



2025 PURDUE BASEBALL

Purdue

2012 BIG TEN CHAMPIONS • PURDUESPORTS.COM • @PURDUEBASEBALL

SID Contact Info: Ben Turner // benturner@purdue.edu // Office: 765-494-3198 // Cell: 217-549-7965

- FEBRUARY (9-0) -

| | | | |
|----|------------------------|---|-------|
| 14 | % vs Stephen F. Austin | W | 4-1 |
| | % vs Stephen F. Austin | W | 4-2 |
| 15 | % vs Stephen F. Austin | W | 14-2 |
| 16 | % vs Stephen F. Austin | W | 16-12 |
| 21 | + vs Niagara | W | 6-4 |
| 22 | + vs Niagara | W | 16-4 |
| | + vs Niagara | W | 9-0 |
| 23 | + vs Niagara | W | 11-1 |
| 28 | + vs Akron | W | 5-0 |

- MARCH (11-7, 3-6 Big Ten) -

| | | | |
|----|--------------------------|----------|-----------|
| 1 | + vs Akron | W | 13-3 (7) |
| | + vs Akron | L | 11-9 (11) |
| 2 | + vs Akron | W | 14-4 (8) |
| 4 | at Indiana State (ESPN+) | W | 14-4 (8) |
| 7 | • at Minnesota (Indoors) | W | 6-3 |
| 8 | • at Minnesota (Indoors) | W | 11-6 |
| 9 | • at Minnesota (Indoors) | L | 10-8 |
| 12 | Butler | W | 10-1 |
| 14 | UIC | W | 7-1 |
| 15 | UIC | W | 9-3 |
| | UIC | Canceled | |
| 18 | Milwaukee | W | 12-8 |
| 21 | • Michigan | L | 13-3 (7) |
| 22 | • Michigan | W | 9-6 |
| | • Michigan | L | 12-9 |
| 25 | Valparaiso | W | 6-3 |
| 28 | • #24 UCLA | L | 8-5 |
| 29 | • #24 UCLA | L | 13-12 |
| 30 | • #24 UCLA | L | 16-3 (8) |

- APRIL (6-11, 4-8 Big Ten) -

| | | | |
|----|-------------------|---|----------|
| 1 | Northern Illinois | L | 2-1 |
| 4 | • at Washington | L | 8-1 |
| 5 | • at Washington | L | 5-4 |
| 6 | • at Washington | L | 5-3 |
| 8 | Indiana State | L | 9-8 (10) |
| 11 | • Rutgers | W | 2-1 |
| 12 | • Rutgers | W | 10-5 |
| 13 | • Rutgers | L | 6-3 |
| 14 | Arizona State | W | 8-6 |
| 18 | • at Penn State | L | 10-2 |
| 19 | • at Penn State | L | 13-6 |
| 20 | • at Penn State | W | 11-8 |
| 22 | Austin Peay | L | 16-10 |
| 25 | • at Illinois | L | 6-4 |
| 26 | • at Illinois | L | 3-1 |
| 27 | • at Illinois | W | 20-4 |
| 29 | Notre Dame | W | 11-5 |

- MAY (4-3, 2-1 Big Ten) -

| | | | |
|-----|------------------------------------|----------|----------|
| 2 | • Northwestern | L | 8-6 |
| 3 | • Northwestern | W | 5-3 |
| | • Northwestern | W | 7-5 |
| 6 | Ball State | W | 14-4 (7) |
| 9 | • at Indiana | L | 8-0 |
| 10 | • at Indiana | W | 5-1 |
| 11 | • at Indiana (BTN) | L | 14-4 (7) |
| 13 | at Ball State | Canceled | |
| 15 | • Nebraska | 6 p.m. | |
| 16 | • Nebraska | 6 p.m. | |
| 17 | • Nebraska | 2 p.m. | |
| 20- | at Big Ten Tournament (BTN) | | |
| 25 | Charles Schwab Field - Omaha, Neb. | | |

% Series Played in Sugar Land, Texas

+ Series Played in Holly Springs, N.C.

• Big Ten Conference Game

Home Games in Bold at Alexander Field

Stream Home & Big Ten Road Games on B1G+ App

WSHY 104.3 FM is radio home of Purdue Baseball

All Times Eastern



- COMMENCEMENT & SENIOR DAY WEEKEND -

NEBRASKA HUSKERS (26-26, 13-14 Big Ten)



AT PURDUE BOILERMAKERS (30-21, 10-17 Big Ten)

3-GAME SERIES • MAY 15-17 • ALEXANDER FIELD • WEST LAFAYETTE, IND.

Series Opener: Thursday, May 15 at 6 p.m. on B1G+ & WSHY 104.3 FM

Middle Game: Friday, May 16 at 6 p.m. on B1G+ & WSHY 104.3 FM

Series Finale: Saturday, May 17 at 2 p.m. on B1G+ & WSHY 104.3 FM

- SERIES HISTORY -

All-Time: Nebraska leads 21-11 • All-Time in West Lafayette: Nebraska leads 11-6

Purdue Under Greg Goff vs. Nebraska: Nebraska leads 6-2 (Since 2020)

2024: Nebraska 6, Purdue 2 (May 22 at the Big Ten Tournament in Omaha)

Last Series: Nebraska won 2 of 3 (May 2023 in West Lafayette)

Purdue's Last Series Win vs. Nebraska: Purdue won 2 of 3 (May 2015 in Lincoln)

First Meeting: Nebraska 13, Purdue 1 (May 1899 in West Lafayette)

- PURDUE'S PROBABLE LINEUP -

| Pos | # | NAME (YEAR) | AVG/OBP/SLUG | RUNS | HITS | XBH | HR | RBI | BB | SB |
|--|----|------------------------|----------------|------|------|-----|----|-----|----|-------|
| CF | 3 | Eli Anderson (Jr.) | .373/.395/.433 | 13 | 25 | 3 | - | 15 | 2 | 16-20 |
| Notable: Started last 9 games & riding a 10-game hit streak; 8-for-15 with 4 RBI, 3 SB in 4 games last week | | | | | | | | | | |
| SS | 17 | Lukas Cook (R-Sr) | .402/.446/.515 | 31 | 53 | 12 | 1 | 21 | 11 | 7-10 |
| Notable: Returned to lineup on May 3 (G2) after scope on elbow that sidelined him for 13 games | | | | | | | | | | |
| 3B | 8 | Brandon Anderson (Sr) | .288/.453/.475 | 55 | 51 | 17 | 8 | 43 | 30 | 5-5 |
| Notable: On-base in 7 straight games at home; started all but 1 game at 3rd; leads Big Ten in HBP (25) | | | | | | | | | | |
| 1B | 10 | Logan Sutter (Sr) | .375/.480/.717 | 53 | 69 | 35 | 14 | 61 | 36 | 3-3 |
| Notable: Leads Big Ten with 21 Doubles, tying team record; 14 HR are Purdue's most since 2009 | | | | | | | | | | |
| LF | 20 | Aaron Manias (R-Jr) | .296/.442/.583 | 27 | 34 | 17 | 8 | 42 | 17 | 1-1 |
| Notable: .423/.531/.885 with 3 2B, 3 HR, team-high 13 RBI & 1 K in last 9 games; 1st start in LF was April 6 | | | | | | | | | | |
| RF | 44 | Keenan Spence (Sr) | .281/.357/.514 | 25 | 41 | 20 | 7 | 29 | 12 | 2-2 |
| Notable: 5-for-11 with 2 HR, 5 RBI since pinch-hit HR in B-7th of May 3 rubber game win vs Northwestern | | | | | | | | | | |
| DH | 21 | CJ Richmond (Sr) | .222/.370/.454 | 23 | 24 | 13 | 5 | 29 | 17 | 2-3 |
| Notable: Walk-off HR in 3-run 9th vs ASU; 5 hits, 4 RBI vs N'western; sidelined in March w/ broken hamate | | | | | | | | | | |
| C | 16 | Houston Russell (R-Jr) | .265/.432/.363 | 20 | 27 | 7 | 1 | 7 | 19 | 2-2 |
| Notable: Started last 11 of last 12 Big Ten games; riding 10-game on-base streak; hit safely in all 3 at Illinois | | | | | | | | | | |
| 2B | 2 | Ty Gill (Sr) | .295/.395/.336 | 27 | 36 | 4 | - | 22 | 18 | 13-14 |
| Notable: Started 3 of 4 games last week after he did not make a start vs NU (1st time in full weekend of 2025) | | | | | | | | | | |

- PROBABLE PITCHING MATCHUPS -

| NAME | W-L | GS | IP | H | R-ER | BB | K | WHIP | ERA | B/AvG |
|-------------------------------|-----|----|------|----|-------|----|----|------|------|-------|
| Michael Vallone (Grad, LHP) | 4-1 | 1 | 54.2 | 41 | 27-24 | 16 | 64 | 1.04 | 3.95 | .205 |
| vs Tucker Timmerman (So, RHP) | 2-1 | 3 | 25.1 | 21 | 12-10 | 8 | 23 | 1.14 | 3.55 | .221 |
| TBA for Purdue | | | | | | | | | | |
| vs Ty Horn (So, RHP) | 2-4 | 13 | 63.1 | 71 | 46-42 | 24 | 61 | 1.50 | 5.97 | .282 |
| TBA for Purdue | | | | | | | | | | |
| vs Jackson Brockett (Sr, LHP) | 2-3 | 12 | 52.2 | 59 | 29-22 | 18 | 35 | 1.46 | 3.76 | .277 |

- PRIMARY BENCH -

| Pos | NAME | SLASH LINE | XBH | RBI | SB |
|-------|----------------|--------------------------------|-----|-----|-------|
| OF | Albert Choi | .244/.378/.321 | 10 | 20 | 16-20 |
| SS | Camden Gasser | .205/.431/.233 | 2 | 5 | 4-5 |
| 2B/1B | Breck Nowik | .237/.366/.458 | 7 | 14 | 5-5 |
| OF | Brandon Rogers | .253/.367/.373 | 6 | 11 | 10-10 |
| C | Sergio DeCello | .221/.379/.441 | 5 | 11 | 1-1 |
| OF | Avery Moore | .281/.377/.333 | 3 | 12 | 1-1 |
| PR/OF | Corbin Malott | 0-for-5 with 2 BB, 6 R in 2025 | | | |
| C | Will Briggs | 1-for-7 w/ RBI in 2025 | | | |

- PRIMARY BULLPEN -

| Pos | NAME | W-L-S | APP | IP | K/BB | ERA |
|-----|-----------------|-------|-----|------|-------|------|
| RHP | Avery Cook | 3-2-9 | 26 | 38.1 | 38/17 | 3.99 |
| RHP | Carter Doorn | 4-5-0 | 13 | 60.2 | 48/30 | 5.04 |
| RHP | Cole Van Assen | 4-3-1 | 14 | 61 | 45/21 | 4.13 |
| LHP | Easton Storey | 4-2-0 | 11 | 41.1 | 53/25 | 5.01 |
| LHP | Isaac Milburn | 2-5-0 | 21 | 39.1 | 46/22 | 7.32 |
| RHP | Joe Trenerry | 1-0-0 | 9 | 10.2 | 14/5 | 6.75 |
| RHP | Enas Hayden | 2-0-0 | 11 | 9.2 | 7/6 | 7.45 |
| RHP | MacLane Finley | 0-1-0 | 12 | 22 | 20/8 | 6.95 |
| LHP | Justin Guiliano | 1-0-0 | 11 | 9.1 | 10/9 | 7.71 |
| RHP | Nick Kolze | 0-0-0 | 9 | 9.1 | 5/9 | 5.79 |
| RHP | Austin Klug | 0-0-1 | 14 | 20 | 15/10 | 6.75 |
| RHP | Chris Gallagher | 1-0-0 | 10 | 11 | 8/11 | 4.09 |
| RHP | Gavin Beuter | 1-1-1 | 16 | 29.2 | 20/10 | 6.07 |
| RHP | Brayden Olson | 3-1-0 | 7 | 14.1 | 16/8 | 7.53 |

• Purdue closes out the regular season at home for the seventh consecutive season, realistically needing three victories to have an opportunity to qualify for the Big Ten Tournament as Nebraska comes to town in May for the second time in three years.

• Entering the weekend, the Boilermakers (10-17 Big Ten) are two games behind the three teams (Illinois, Michigan State, Northwestern) tied for 11th place in the Big Ten standings at 12-15. The top 12 qualify for the expanded Big Ten Tournament next week in Omaha. A sweep of Nebraska (13-14) would allow Purdue to pull even with the Huskers in the standings while also earning a tiebreaker.

• Rutgers (13-14) and Maryland (11-16) are also in the heart of the Big Ten Tournament chase and play each other this weekend in College Park, which does not help Purdue's cause as UMD is one game ahead while also currently outside the top 12. If the Boilers drop a game this weekend, they can no longer catch Rutgers and Nebraska in the standings. In that one-loss scenario, they would need MSU and Northwestern to be swept this weekend to still have a chance to qualify. Illinois owns a head-to-head tiebreaker vs. the Boilers and plays at last-place Ohio State.

FINAL HOME WEEKEND: PURDUE BASEBALL HOSTS NEBRASKA

PURDUE'S ACTIVE ROSTER (PLAYED IN 2025)

| No. | Name | Pos | B/T | Ht | Wt | Yr | Hometown (High School/Previous College) |
|-----------------|-----------------|-----|-----|------|-----|------|---|
| PITCHERS | | | | | | | |
| 11 | Lance Lauve | RHP | R/R | 5-11 | 205 | Sr. | Madisonville, La. (Holy Cross/Southeastern Louisiana) |
| 18 | Joe Trenerry | RHP | R/R | 6-4 | 225 | Fr. | Granger, Ind. (Penn) |
| 22 | Easton Storey | LHP | L/L | 5-11 | 195 | So. | Brighton, Mich. (Brighton) |
| 25 | Brayden Olson | RHP | R/R | 6-2 | 205 | So. | St. Croix Falls, Wis. (St. Croix Falls) |
| 26 | Cole Van Assen | RHP | R/R | 6-3 | 205 | So. | Tinley Park, Ill. (Brother Rice) |
| 27 | Nick Kolze | RHP | R/R | 6-3 | 205 | Jr. | Romeoville, Ill. (Romeoville/Heartland JC) |
| 28 | Enas Hayden | RHP | R/R | 6-3 | 210 | Sr. | Indianapolis, Ind. (Lawrence North/Purdue Fort Wayne) |
| 29 | Gavin Beuter | RHP | R/R | 6-4 | 210 | Jr. | Three Rivers, Mich. (IMG Academy/Kellogg JC) |
| 30 | Maclane Finley | RHP | R/R | 6-0 | 185 | Jr. | Topeka, Kan. (Topeka Seaman/Kansas City Kansas) |
| 31 | Michael Vallone | LHP | L/L | 6-0 | 175 | Grad | Lake Forest, Ill. (Lake Forest/Depauw) |
| 33 | Austin Klug | RHP | R/R | 6-4 | 210 | Jr. | Caledonia, Minn. (Caledonia/North Iowa Area JC) |
| 35 | Matthew Tarr | RHP | R/R | 6-2 | 200 | Jr. | North Aurora, Ill. (West Aurora/John A. Logan JC) |
| 36 | Carter Doorn | RHP | R/R | 6-3 | 175 | Sr. | Schererville, Ind. (Lake Central) |
| 37 | Isaac Milburn | LHP | R/L | 6-0 | 190 | Sr. | Lexington, Ky. (Lexington Catholic/Eastern Kentucky) |
| 40 | Barron Sawyer | RHP | R/R | 6-6 | 235 | Jr. | Abbeville, La. (St Thomas More/Northeast Texas JC) |
| 42 | Justin Guiliano | LHP | R/L | 6-4 | 210 | Grad | Ellenville, N.Y.(Ellenville/Canisius) |
| 43 | Avery Cook | RHP | R/R | 6-6 | 235 | 5th | Utica, N.Y. (Whitesboro/St. John's) |
| 52 | Chris Gallagher | RHP | R/R | 6-0 | 185 | Sr. | Indianapolis, Ind. (Cathedral/Wright State) |

CATCHERS

| | | | | | | | |
|----|-----------------|------|-----|------|-----|-------|---|
| 13 | Sergio DeCello | C/IF | S/R | 5-10 | 200 | R-Jr. | Hamilton, Ohio (Badin/Arizona Western JC) |
| 15 | Will Briggs | C | R/R | 5-11 | 185 | R-Fr. | Shakopee, Minn. (Academy of Holy Angels) |
| 16 | Houston Russell | C | R/R | 6-1 | 210 | R-Jr. | Midwest City, Okla. (Cal Albert/Oklahoma) |

INFIELDERS

| | | | | | | | |
|----|------------------|----------|-----|------|-----|-------|---|
| 2 | Ty Gill | 2B | L/R | 6-2 | 155 | Sr. | Valparaiso, Ind. (Valparaiso) |
| 7 | Camden Gasser | SS | L/R | 5-10 | 160 | R-Jr. | Huntingburg, Ind. (Southridge/Michigan) |
| 8 | Brandon Anderson | 3B | L/R | 6-4 | 225 | Sr. | Richmond, Ky. (Madison Central/Louisville) |
| 10 | Logan Sutter | 1B | R/R | 6-1 | 215 | Sr. | Loomis, Calif. (Del Oro/Folsom Lake JC) |
| 14 | Breck Nowik | 2B/1B | R/R | 6-3 | 220 | R-Sr. | Lake Forest, Ill. (Lake Forest/UIC) |
| 17 | Lukas Cook | SS/2B/3B | R/R | 6-3 | 200 | R-Sr. | Knoxville, Tenn. (Hardin Valley/Dyersburg State JC) |
| 21 | CJ Richmond | 1B/DH | L/L | 6-3 | 240 | Sr. | Indianapolis, Ind. (Park Tudor/Western Michigan) |
| 23 | Amir Gray | 1B | L/R | 6-1 | 200 | R-Fr. | South Holland, Ill. (Brother Rice) |

OUTFIELDERS

| | | | | | | | |
|----|----------------|-------|-----|------|-----|-------|--|
| 1 | Albert Choi | OF | R/R | 6-0 | 190 | Grad | Downingtown, Pa. (Downingtown East/NJIT) |
| 3 | Eli Anderson | OF | L/R | 6-0 | 175 | Jr. | Fairmount, Minn. (Fairmount/North Iowa Area JC) |
| 4 | Brandon Rogers | OF | R/R | 5-11 | 205 | Jr. | Chicago, Ill. (Mount Carmel/Arizona) |
| 5 | Brody Chrisman | OF | L/R | 6-3 | 205 | R-So. | Zionsville, Ind. (Zionsville) |
| 19 | Avery Moore | OF | R/R | 6-2 | 200 | Jr. | Omaha, Neb. (Millard West/Southeast JC) |
| 20 | Aaron Manias | OF/2B | L/R | 6-2 | 210 | R-Jr. | Uxbridge, Ontario (Uxbridge/Nebraska) |
| 34 | Corbin Malott | OF/IF | R/R | 6-1 | 180 | R-So. | New Castle, Ind. (New Castle) |
| 44 | Keenan Spence | OF | R/R | 6-5 | 230 | Sr. | Caroline Springs, Australia (Maribynong/Howard JC) |

COACHING & SUPPORT STAFF

| | | | | |
|---|-----------------|-----------------------------|--------------------|-----------------------------------|
| 39 | Greg Goff | Head Coach | 6th Year, 8th Year | Third Base Coach/Pitching Changes |
| 45 | Josh Newman | Assistant Coach | 2nd Year | Pitching Coach/Mound Visits |
| ...Previously the pitching coach at Penn State from 2018-23; pitched at Ohio State & for the Colorado Rockies (2001 Big Ten Champion) | | | | |
| 32 | Barrett Serrato | Assistant Coach | 1st Year | Bench Coach/Infielders |
| ...4-year starter at Purdue from 2009-12, playing RF, SS & 3B; 2-time All-Big Ten & a member of 2012 Big Ten Championship Team | | | | |
| 46 | Greg Lovelady | Assistant Coach | 1st Year | First Base Coach/Catchers |
| ...Former Head Coach at UCF (2017-23) & Wright State (2014-16); 1999 & 2001 NCAA Champion as 4-year letterwinner at the University of Miami | | | | |
| 12 | John Madia | Director of Player Develop. | 10th Year | Bullpen Coach |
| ...First Baseman for Purdue in late-70s has worked under 3 head coaches after retiring from private sector; son Drew played for Purdue from 2007-10 | | | | |

| | | |
|--|------------------|-----------|
| Hunter Roberts | Operations | 3rd Year |
| ...Joined Purdue from Central Arkansas; has also worked with Missouri State Baseball & the Springfield Cardinals | | |
| Casey Kohr | Athletic Trainer | 17th Year |
| ...Longest-tenured member of team's travel party; longest-tenured baseball trainer in the Big Ten | | |
| Tony Webb | Strength Coach | 3rd Year |
| ...Previously worked with Goff at Alabama & with Purdue Football | | |
| Haley Toetz | Academics & Ops | 5th Year |
| ...Older sister of alum & All-Big Ten second baseman Paul Toetz makes all the road trips; earned her master's degree at Purdue in May 2022 | | |

– PRONUNCIATION GUIDE –

| | | |
|--|---|--|
| #1 Albert CHOI : Choy like Joy | #20 Aaron MANIAS : Man-yes (say it fast) | #34 Corbin MALOTT : Muh-lott |
| #7 Camden GASSER : Gas-er | #26 Cole VAN ASSEN : Van Ass-in | #36 Carter DOORN : D o r n |
| #10 Logan SUTTER : SUTT-er (Not Soot-er) | #27 Nick KOLZE : Cole-zee | #42 Justin GUILIANO : Joo-lee-ah-no |
| #11 Lance LAUVE : Love | #28 ENAS Hayden: N-us (say it fast) | |
| #13 Sergio DeCELLO : Duh-Chell-oh (like instrument) | #29 Gavin BEUTER : Bue-ter | |
| #14 BRECK NOWIK : Breck like Wreck; No-Wick | #31 Michael VALLONE : Vuh-loan | |
| #18 Joe TRENERRY : Tren-nair-ee | #33 Austin KLUG : Kloog | |

COACHING STAFF

| |
|---|
| #32 Barrett SERRATO : Sir-rot-oh |
| #12 John MADIA : MAY-dee-uh |
| Trainer: Casey KOHR : Core |



6TH YEAR AS HEAD COACH

8TH YEAR AT PURDUE

20TH YEAR AS A HEAD COACH

Career Record Breakdown

| | |
|-------------------------------|------------|
| Purdue (6 Years)..... | 139-128 |
| Campbell (7 Years)..... | 224-174* |
| Montevallo (4 Years)..... | 152-84 |
| Louisiana Tech (2 Years)..... | 67-47 |
| Alabama (1 Year)..... | 19-34-1 |
| Total (20 Years)..... | 601-467-1* |

*Campbell had to vacate 136 wins from 2011-14 due to administrative errors – unrelated to any actions by Goff or his coaching staff – with the certification of student-athletes.

Biographical Information

| | |
|------------------------------------|-----------------------------|
| Hometown..... | Jackson, Tenn. |
| Bachelor's & Master's Degrees..... | Delta State |
| Wife..... | Tina |
| Daughters..... | Kara, Kiley, Kolby & Kenzie |
| College Career Pt. 1..... | 1990-91, Jackson State CC |
| College Career Pt. 2..... | 1992-93, Delta State |

Coaching Experience

| | |
|----------------------------|--------------------------------|
| Purdue..... | June 2019, Hired as Head Coach |
| Purdue..... | 2018-19, Assistant Coach |
| Alabama..... | 2017, Head Coach |
| Louisiana Tech..... | 2015-16, Head Coach |
| Campbell..... | 2008-14, Head Coach |
| Montevallo..... | 2004-07, Head Coach |
| Kentucky..... | 2000-03, Assistant Coach |
| Southeast Missouri St..... | 1998-99, Assistant Coach |
| Delta State..... | 1994-97, Assistant Coach |

Goff's NCAA Regional Teams

9 Appearances with 6 Programs

Purdue: Boilers Qualify in Goff's 1st Year
2018 38-21, 17-6 Big Ten

Louisiana Tech: 1st Appearance Since 1987
2016 42-20, 19-11 C-USA

Campbell: 1st Appearance Since 1990
2014 41-21, 18-8 Big South

Montevallo: 2006 D-II College World Series
2007 47-17, 13-5 Gulf South
2006 43-18, 16-4 Gulf South

SE Missouri State: 1st Appearance as D-I
1998 32-24, 15-9 OVC

Delta State: D-II CWS in 1994 & 1996
1996 53-8, 15-1 Gulf South
1995 40-15, 19-5 Gulf South
1994 45-13, 19-4 Gulf South

HEAD COACH GREG GOFF

Greg Goff joined Purdue baseball as an assistant coach in July 2017 and was promoted to head coach in June 2019. The 2025 season is his 20th as a collegiate head coach.

Previously a head coach at four universities, Goff succeeded his friend and longtime colleague Mark Wasikowski, who returned to the University of Oregon as the Ducks' new head coach in June 2019.

Goff has previously served as the head coach at Campbell University (2008-14), Louisiana Tech University (2015-16) and the University of Alabama (2017) as well as Division II University of Montevallo (2004-07). He also helped lead the Boilermakers to a memorable 38-win season in 2018, punctuated by the program's third NCAA Regional bid in program history. Purdue finished second in the Big Ten standings and was also the runner-up at the Big Ten Tournament in Goff's first year with the program.

The Boilermakers enjoyed a record-breaking campaign in 2024, eclipsing team records for home runs (75), runs scored (457), runs per game (8.02), RBI (427), on-base percentage (.406) and hit by pitch (113). Purdue's record-breaking 11-game win streak in Big Ten play, the longest in the league since 2018, was another program benchmark and propelled the team into first place in the conference entering the month of May. Purdue returned to the Big Ten Tournament, Luke Gaffney was named the Big Ten Freshman of the Year after coming to Purdue as a recruited walk-on and Team MVP Connor Caskenette was selected in the 12th round by the Miami Marlins.

A national-best 15-0 start, program records for strikeouts and stolen bases, and a return to the Big Ten Tournament highlighted Purdue's resurgent and successful 2022 season. The Boilermakers raced out the best start in program history as the final unbeaten team nationally. Purdue eclipsed its program benchmark in steals behind the first trio of Boilermakers ever with 20-plus steals each. Curtis Washington Jr. (31), Mike Bolton Jr. (28) and Evan Albrecht (22) teamed up to account for 81 of the 116 stolen bases (70%) as Purdue led the Big Ten and ranked sixth nationally in steals per game. Bolton went on to break the program's all-time record, which had stood since 1991, in 2023.

Along with bringing an upbeat personality to the dugout and contagious energy to his role as the first-base coach, Goff helped numerous Boilermakers develop offensively in 2018 and 2019 as an assistant coach. He played a leading role in coaching the base running and outfield defense.

In his first two years at Purdue, Goff helped develop and organize new community events for the program like the Preseason Fan Fest and First Pitch Dinner. Both events have proved very popular and are well attended, helping generate preseason interest going into a campaign.

The Boilermakers also continue to expand their community outreach, exceeding 750 combined hours of service for the 2024 fall semester. The community outreach includes an annual visit to the Riley Hospital for Children in Indianapolis, contributing to Purdue University Dance Marathon's annual 24-hour fundraiser and an on-field team up and family meal with the Tippy Stars, a local special needs sports group.

Goff and his wife, Tina, are the parents of four daughters: Kara, Kiley, Kolby and Kenzie. Kara (LSU, Louisiana Tech) and Kiley (Purdue, Maryland, Louisville) both played collegiate softball.

SIX 40-WIN SEASONS

- As a head coach, Goff's teams have won over 40 games six times. Campbell was one of only eight Division I programs to win 40-plus games for three straight years from 2012 to 2014, posting 131 total victories during that span. The Camels enjoyed a historic 49-10 campaign in 2013.
- He also won 42 games in his final season at Louisiana Tech, helping lead the Bulldogs to an NCAA Regional bid.
- Montevallo was a DII College World Series qualifier in 2006 under his guidance. As an assistant coach at Delta State, the Statesmen also qualified for the DII College World Series in 1994 and 1996.

ENDED NCAA REGIONAL DROUGHTS AT CAMPBELL & LOUISIANA TECH

- In Goff's final season at Campbell (2014), the Camels qualified for their first NCAA Regional in 24 years. Two years later, he led Louisiana Tech to its first Regional bid in 29 years. The 2014 Camels and 2016 Bulldogs both won at least one game in their Regionals, with La Tech coming through the loser's bracket to reach a Regional final at Mississippi State.

HISTORY OF TURNAROUNDS

- Goff's teams have had a losing record only five times in his 14 years as a head coach. Four of those five seasons were his first at a respective university. He has led his teams to some impressive turnarounds.
- In just two seasons, Louisiana Tech went from 15-35 the year before Goff's arrival to 42-20 in 2016, ending a 29-year NCAA Regional drought in the process. At Campbell, he inherited a team that was 11-45 in 2007. But under Goff, the Camels posted a winning record (27-24) in his second season and won 40 games by his fifth year (2012).
- Purdue's win total also jumped from 29-27 in 2017 to 38-21 in Goff's first year on the staff in 2018.

COACHING HONORS


- Goff was named the South Central Region Coach of the Year by the American Baseball Coaches Association at both Louisiana Tech (2016) and Montevallo (2006). He was the 2013 Big South Coach of the Year at Campbell after leading his team to a school-record 49 wins and a conference title. Montevallo won a combined 100 games over his final two seasons, posting a new single-season record both years.

BEFORE BECOMING A HEAD COACH

- Goff has coached 10 future big leaguers and over 50 MLB Draft picks, highlighted by Cy Young award winner Brandon Webb while he was the pitching coach at Kentucky (2000-03). Longtime big leaguer and World Series champion Joe Blanton also pitched for Goff at Kentucky.
- Along with his years as the pitching coach at Kentucky, Goff served as an assistant at Southeast Missouri State (1998-99) and his alma mater Delta State (1994-97) before becoming a head coach for the first time in the summer of 2003 at Montevallo. It was at SEMO in the late 1990s where he first worked with Wasikowski. They helped lead the Redhawks to an NCAA Regional in 1998.

FINAL HOME WEEKEND: PURDUE BASEBALL HOSTS NEBRASKA

- PURDUE'S TOP STARTING PITCHERS -



CARTER DOORN
SENIOR RHP
SCHERERVILLE, IND.
LAKE CENTRAL HS

- Four-year letterwinner as a true senior, joining second baseman Ty Gill as the only members of the Class of 2025 to follow the traditional path
- First career weekend start was the 2025 Opening Day start, becoming the first Boilermaker since 2013 to make his first Opening Day start as a senior
- Shined in Big Ten play in 2024, posting a streak of 19% consecutive scoreless innings and finishing year with a 0.45 ERA (1 ER in 20 innings) in conference play
- Enjoyed a streak of 22 consecutive innings (spanning 4 starts) without allowing an earned run early in 2025
- Posted the second-best ERA in Big Ten play in team history (minimum 15 IP), finishing just shy of Ross Learnard's team record from 2017 (0.42 in 21 2/3 IP)
- Conceded only 9 hits in 20 innings in Big Ten play in 2024, setting a team record with a 4.05 H/9 clip on conference weekends (7.57 H/9 in all games)
- Also set a Purdue record with a 0.65 WHIP in Big Ten play (minimum 15 IP)
- Allowed only 7 of 21 inherited runners to score, including 1 of 10 in B1G play
- Pitched more than an inning in 11 of his 21 appearances and all 7 of his appearances in Big Ten play
- In 2022, enjoyed a great summer as an all-star for the Lima Locos of the Great Lakes Collegiate League; recognized as the GLSCL's North Division Pitcher of the Year and Top Pitching Prospect as well as a first-team all-league performer
- Posted a 0.88 ERA, 0.93 WHIP and .141 B/AVG over 41 innings, leading the GLSCL in ERA

| DOORN'S NOTABLE OUTINGS | | | | | | | |
|--|-----------------|-----|-----|---|------|----|---|
| DATE | OPPONENT | DEC | IP | H | R-ER | BB | K |
| 2/14/25 | vs SFA | ND | 3 | 5 | 1-0 | 2 | 4 |
| 2/21/25 | vs Niagara | W | 5 | 4 | 2-1 | 1 | 5 |
| 2/28/25 | vs Akron | W | 6 | 3 | 0-0 | 1 | 8 |
| 3/07/25 | at Minnesota | W | 5+ | 3 | 1-0 | 4 | 2 |
| 3/14/25 | UIC | W | 7+ | 3 | 1-0 | 1 | 5 |
| 3/21/25 | Michigan | L | 3.1 | 6 | 7-7 | 4 | 1 |
| 3/28/25 | UCLA | L | 5 | 4 | 5-5 | 2 | 3 |
| 4/04/25 | at Washington | L | 6 | 7 | 6-6 | 2 | 3 |
| 4/11/25 | Rutgers | ND | 4+ | 5 | 0-0 | 4 | 6 |
| 4/18/25 | at Penn State | ND | 4 | 5 | 2-2 | 0 | 5 |
| 4/25/25 | at Illinois | L | 5 | 9 | 6-6 | 1 | 2 |
| 5/02/25 | Northwestern | ND | 6 | 4 | 2-2 | 4 | 3 |
| 5/09/25 | Indiana | L | 2.1 | 5 | 5-5 | 4 | 1 |
| - 2024 - | | | | | | | |
| 3/24/24 | Iowa* | ND | 3 | 0 | 0-0 | 1 | 2 |
| 3/31/24 | at Ohio State* | W | 5.1 | 2 | 0-0 | 1 | 5 |
| 4/06/24 | at Rutgers* | W | 2.2 | 0 | 0-0 | 0 | 0 |
| 4/14/24 | Michigan State* | W | 4 | 3 | 0-0 | 0 | 4 |
| 5/12/24 | at Michigan* | ND | 1.1 | 1 | 0-0 | 1 | 1 |
| 5/16/24 | Illinois* | ND | 2 | 0 | 0-0 | 0 | 2 |
| - 2023 - | | | | | | | |
| 2/26/23 | vs NJIT* | ND | 2 | 3 | 1-1 | 0 | 5 |
| 4/14/23 | Penn State* | ND | 3.1 | 4 | 1-1 | 1 | 4 |
| Team Record When He Starts: 7-9 // * = Relief Appearance | | | | | | | |

| SEASON | ERA | W-L | APP | GS | CG | SHO | SV | IP | H | R | ER | BB | SO | BF | B/AVG |
|--------|------|------|-----|----|----|-----|----|--------|-----|----|----|----|-----|-----|-------|
| 2025 | 4.47 | 4 -5 | 13 | 13 | 0 | 0/1 | 0 | 60 2/3 | 63 | 38 | 34 | 30 | 48 | 274 | .267 |
| 2024 | 5.05 | 3 -0 | 21 | 0 | 0 | 0/1 | 0 | 35 2/3 | 30 | 23 | 20 | 12 | 27 | 151 | .226 |
| 2023 | 9.22 | 1 -2 | 14 | 3 | 0 | 0/0 | 0 | 27 1/3 | 39 | 29 | 28 | 14 | 27 | 136 | .331 |
| 2022 | 9.82 | 0 -0 | 4 | 0 | 0 | 0.0 | 0 | 3 2/3 | 2 | 4 | 4 | 5 | 5 | 19 | .154 |
| CAREER | 5.83 | 8 -6 | 51 | 15 | 0 | 0/2 | 0 | 125 | 129 | 89 | 81 | 57 | 106 | 564 | .264 |



COLE VAN ASSEN
SOPHOMORE RHP
TINLEY PARK, ILL.
BROTHER RICE HS

- 2024 Big Ten All-Freshman Team (Starting Pitcher)
- Worked 14 innings of one-run ball over his last 2 starts at Alexander, including 7 scoreless innings May 3 in the best outing of the year by a Boilermaker
- Started the final eight midweek games in 2024, posting a 4.34 ERA and 24 strikeouts vs. 11 walks in 29 innings as a starter
- Did not allow an earned run over 9 1/3 innings over his first 3 collegiate appearances, all in relief
- Earned the win in his collegiate debut, needing only 42 pitches to give Purdue 11 outs (3 2/3 innings), surrendering just 2 singles while not issuing a walk
- Worked five innings of 2-run ball vs. formidable Ball State lineup in his longest outing of the season
- Struck out a season-high 5 in his midweek starts vs. NIU and Evansville, earning the win vs. a UE team that was an NCAA Super Regional qualifier
- Posted a 2.77 ERA over 13 innings in April as Purdue went 12-3
- Collegiate Baseball High School All-American as a senior as 1 of just 2 Illinois products to be recognized
- Racked up 90 strikeouts in 78 innings with a 1.79 ERA, 1.15 WHIP and 10 victories in 2023, highlighted by a complete-game shutout in the semifinal round of the state tournament as Brother Rice was the state runner-up
- Chicago Catholic League Blue Division Pitcher of the Year as a senior
- Two-time all-state honoree by IHSBCA and Prep Baseball Report

| VAN ASSEN'S NOTABLE OUTINGS | | | | | | | | |
|---|------------------|-----|-----|---|------|----|---|--|
| DATE | OPPONENT | DEC | IP | H | R-ER | BB | K | |
| 2/14/25 | vs SFA | ND | 6 | 4 | 1-0 | 0 | 4 | |
| 2/22/25 | vs Niagara | ND | 3.2 | 7 | 3-3 | 1 | 4 | |
| 3/01/25 | vs Akron | ND | 3 | 6 | 3-2 | 1 | 2 | |
| 3/08/25 | at Minnesota* | S | 3 | 1 | 0-0 | 1 | 2 | |
| 3/12/25 | Butler | W | 4 | 3 | 0-0 | 1 | 3 | |
| 3/18/25 | Milwaukee | W | 4+ | 4 | 3-3 | 4 | 2 | |
| 3/22/25 | Michigan | L | 4 | 5 | 5-5 | 2 | 1 | |
| 3/30/25 | UCLA | L | 3 | 7 | 6-6 | 1 | 3 | |
| 4/06/25 | at Washington | ND | 5.1 | 5 | 1-1 | 4 | 4 | |
| 4/12/25 | Rutgers | W | 7+ | 3 | 1-1 | 0 | 7 | |
| 4/19/25 | at Penn State | ND | 1.2 | 5 | 4-4 | 1 | 1 | |
| 4/26/25 | at Illinois | L | 5+ | 6 | 2-2 | 2 | 5 | |
| 5/03/25 | Northwestern | W | 7 | 6 | 0-0 | 0 | 7 | |
| 5/10/25 | at Indiana | ND | 4.1 | 5 | 1-1 | 3 | 0 | |
| - 2024 - | | | | | | | | |
| 2/18/24 | vs Stony Brook* | W | 3.2 | 2 | 1-0 | 0 | 1 | |
| 3/13/24 | Northern Ill. | ND | 3.1 | 4 | 1-1 | 1 | 5 | |
| 3/16/24 | Samford* | W | 2.2 | 2 | 0-0 | 1 | 2 | |
| 3/26/24 | at Indiana State | ND | 3.1 | 6 | 1-1 | 2 | 1 | |
| 4/09/24 | Indiana State | ND | 3.2 | 5 | 2-0 | 1 | 4 | |
| 4/16/24 | Ball State | W | 5 | 5 | 2-2 | 0 | 3 | |
| 4/24/24 | Evansville | W | 4.1 | 5 | 2-2 | 1 | 5 | |
| Team Record When He Starts: 13-8 // * = Relief Appearance | | | | | | | | |

| SEASON | ERA | W-L | APP | GS | CG | SHO | SV | IP | H | R | ER | BB | SO | BF | B/AVG |
|--------|------|------|-----|----|----|-----|----|---------|-----|----|----|----|----|-----|-------|
| 2025 | 4.13 | 4 -3 | 14 | 13 | 0 | 0/0 | 1 | 61 | 67 | 30 | 28 | 21 | 45 | 271 | .283 |
| 2024 | 4.31 | 5 -2 | 13 | 8 | 0 | 0/1 | 0 | 39 2/3 | 48 | 22 | 19 | 15 | 31 | 179 | .298 |
| CAREER | 4.20 | 9 -5 | 27 | 21 | 0 | 0/1 | 1 | 100 2/3 | 115 | 52 | 47 | 36 | 76 | 450 | .289 |



EASTON STOREY
SOPHOMORE LHP
BRIGHTON, MICH.
BRIGHTON HS

- Opened the season in the weekend rotation after making only 6 appearances as a freshman, pitching in just one game from March 18 through the end of April
- Struck out 10 of the 17 batters faced to help Purdue rack up 17 strikeouts in the game 3 win vs. Niagara this season
- Sidelined for 3 weeks in April 2025 due to shoulder soreness, returning to form by striking out 7 over 4 innings in midweek win vs. Notre Dame
- Did not allow an earned run over his first 2 starts as a Boilermaker
- Worked a scoreless inning to close out the Cal State Fullerton win at ECU's Keith LeClair Classic in 2024
- Made his collegiate debut in the nightcap of the doubleheader on the first Saturday of the 2024 season
- Racked up 27 Ks in 16 2/3 innings (14.6 K/9) while posting a 1.62 ERA in 6 appearances for the Danville Dans of the Prospect League in the summer of 2024
- 2023 Livingston County Player of the Year, second-team all-state and an all-region honoree as a prep standout in Michigan
- Racked up 88 strikeouts in 54 innings to go along with a 1.30 ERA and .161 batting average against as a senior
- Selected to pitched in the MHSBCA All-Star Game
- Ranked as Michigan's No. 1 lefthander in his class by Perfect Game
- Did not pitch as a junior due to Tommy John Surgery

| STOREY'S OUTINGS | | | | | | | |
|------------------------------------|-------------------|-----|-----|---|------|----|----|
| DATE | OPPONENT | DEC | IP | H | R-ER | BB | K |
| 2/15/25 | vs SFA | W | 4.1 | 3 | 2-0 | 2 | 5 |
| 2/22/25 | vs Niagara | W | 5+ | 1 | 0-0 | 2 | 10 |
| 3/01/25 | vs Akron | ND | 4.1 | 6 | 3-3 | 2 | 7 |
| 3/08/25 | at Minnesota | ND | 4.2 | 4 | 4-4 | 1 | 8 |
| 3/15/25 | UIC | ND | 5+ | 8 | 2-2 | 2 | 4 |
| 3/22/25 | Michigan | ND | 4+ | 1 | 3-2 | 2 | 2 |
| 3/29/25 | UCLA | ND | 1.2 | 4 | 5-5 | 3 | 1 |
| 4/22/25 | Austin Peay | L | 2+ | 2 | 2-0 | 3 | 3 |
| 4/29/25 | Notre Dame | W | 4+ | 3 | 1-1 | 1 | 7 |
| 5/03/25 | Northwestern | W | 5 | 3 | 2-2 | 3 | 4 |
| 5/11/25 | at Indiana | L | 1.1 | 0 | 4-4 | 4 | 2 |
| - 2024 - | | | | | | | |
| 2/17/24 | vs Stony Brook | ND | 1 | 1 | 3-3 | 1 | 0 |
| 3/03/24 | Cal St. Fullerton | ND | 1 | 1 | 0-0 | 1 | 0 |
| 3/10/24 | UAlbany | ND | 2/3 | 0 | 0-0 | 0 | 2 |
| 3/17/24 | Samford | ND | 0 | 0 | 2-2 | 2 | 0 |
| 4/09/24 | Indiana State | ND | 1/3 | 0 | 0-0 | 1 | 1 |
| 5/01/24 | DePauw | ND | 1 | 1 | 0-0 | 0 | 1 |
| Team Record When He Starts: 8-3 | | | | | | | |
| All 2024 Appearances as a Reliever | | | | | | | |

| SEASON | ERA | W-L | APP | GS | CG | SHO | SV | IP | H | R | ER | BB | SO | BF | B/AVG |
|--------|-------|------|-----|----|----|-----|----|------|----|----|----|----|----|-----|-------|
| 2025 | 5.01 | 4 -2 | 11 | 11 | 0 | 0/1 | 0 | 41.1 | 35 | 28 | 23 | 25 | 53 | 188 | .232 |
| 2024 | 11.25 | 0 -0 | 6 | 0 | 0 | 0/1 | 0 | 4 | 3 | 5 | 5 | 5 | 4 | 21 | .214 |
| CAREER | 5.56 | 4 -2 | 17 | 11 | 0 | 0/2 | 0 | 45.1 | 38 | 33 | 28 | 30 | 57 | 209 | .230 |

- HITTING STREAKS -

| PLAYER | 2025 | | CAREER | BIG TEN | |
|------------------|------|---------|--------|---------|---------|
| | LONG | CURRENT | | LONG | CURRENT |
| Camden Gasser | 3 | — | 12 | — | — |
| Brandon Anderson | 11 | — | 11 | 3 | — |
| Eli Anderson | 10 | 10 | 10 | 8 | 8 |
| Lukas Cook | 10 | — | 10 | 3 | — |
| Logan Sutter | 6 | — | 9 | 4 | — |
| Keenan Spence | 8 | 1 | 8 | 8 | 1 |
| Aaron Manias | 7 | 4 | 7 | 3 | 3 |
| Albert Choi | 7 | — | 7 | 3 | — |
| Brandon Rogers | 6 | — | 6 | 4 | — |
| Ty Gill | 5 | — | 5 | 5 | — |
| Avery Moore | 5 | — | 5 | 3 | — |
| Houston Russell | 4 | — | 4 | 3 | — |
| CJ Richmond | 4 | — | 4 | 4 | — |
| Sergio DeCello | 4 | 1 | 4 | — | 1 |
| Breck Nowik | 3 | — | 3 | — | — |

- REACHED BASE SAFELY STREAKS -

| PLAYER | 2025 | | CAREER | BIG TEN | |
|------------------|------|---------|--------|---------|---------|
| | LONG | CURRENT | | LONG | CURRENT |
| Albert Choi | 26 | — | 26 | 8 | — |
| Camden Gasser | 5 | — | 24 | 4 | — |
| Brandon Anderson | 23 | — | 23 | 6 | — |
| Logan Sutter | 16 | 9 | 17 | 8 | 7 |
| Ty Gill | 12 | — | 14 | 6 | — |
| Keenan Spence | 9 | 1 | 11 | 8 | 1 |
| Eli Anderson | 10 | 10 | 10 | 8 | 8 |
| Houston Russell | 10 | 10 | 10 | 10 | 10 |
| Lukas Cook | 10 | — | 10 | 8 | — |
| Avery Moore | 10 | — | 10 | 4 | — |
| Aaron Manias | 9 | 4 | 9 | 11 | 3 |
| CJ Richmond | 8 | — | 8 | 6 | — |
| Brandon Rogers | 7 | 2 | 7 | 4 | 3 |
| Sergio DeCello | 5 | 1 | 5 | 3 | 1 |
| Breck Nowik | 5 | — | 5 | 3 | — |
| Brody Chrisman | — | 1 | 3 | NA | NA |

REACHING BASE SAFELY IS EITHER VIA A HIT, WALK OR HBP.

STREAK IS DEFINED AS 3 OR MORE CONSECUTIVE GAMES.

- 2025 HOME RUN TALLY SINCE B1G PLAY BEGAN -

| PLAYER (SEASON #) | OPPONENT | ON | OUT | INNING |
|----------------------|-------------------|----|-----|--------|
| Logan Sutter (5) | Minnesota | 1 | 1 | T-3rd |
| Keenan Spence (3) | Minnesota | 2 | 1 | T-6th |
| Aaron Manias (3) | Minnesota | 3 | 1 | T-7th |
| Brandon Anderson (3) | Minnesota | 0 | 0 | T-9th |
| Keenan Spence (4) | Minnesota | 1 | 2 | T-1st |
| Aaron Manias (4) | Butler | 0 | 0 | B-4th |
| Brandon Anderson (4) | UIC | 2 | 0 | B-1st |
| Logan Sutter (6) | UIC | 3 | 1 | B-8th |
| Keenan Spence (5) | Milwaukee | 0 | 0 | B-6th |
| Brandon Anderson (5) | Michigan | 0 | 2 | B-1st |
| Logan Sutter (7) | Michigan | 0 | 0 | B-4th |
| Lukas Cook (1) | Michigan | 0 | 0 | B-8th |
| Brandon Anderson (6) | Michigan | 0 | 2 | B-1st |
| Aaron Manias (5) | Michigan | 2 | 2 | B-5th |
| Brandon Rogers (2) | Valparaiso | 0 | 0 | B-4th |
| Albert Choi (1) | UCLA | 0 | 0 | B-1st |
| Logan Sutter (8) | UCLA | 1 | 1 | B-6th |
| Logan Sutter (9) | Northern Illinois | 0 | 2 | B-7th |
| CJ Richmond (3) | Washington | 0 | 2 | T-6th |
| CJ Richmond (4) | Indiana State | 1 | 1 | B-4th |
| Sergio DeCello (4) | Rutgers | 0 | 1 | B-5th |
| Houston Russell (1) | Rutgers | 1 | 2 | B-8th |
| Brandon Anderson (7) | Arizona State | 1 | 2 | B-5th |
| CJ Richmond (5) | Arizona State | 1 | 1 | B-9th |
| Logan Sutter (10) | Penn State | 1 | 0 | T-3rd |
| Logan Sutter (11) | Austin Peay | 1 | 1 | B-5th |
| Logan Sutter (12) | Austin Peay | 1 | 1 | B-7th |
| Breck Nowik (2) | Illinois | 1 | 2 | T-3rd |
| Logan Sutter (13) | Notre Dame | 1 | 1 | B-1st |
| Breck Nowik (3) | Notre Dame | 1 | 2 | B-1st |
| Aaron Manias (6) | Northwestern | 2 | 0 | B-3rd |
| Keenan Spence (6) | Northwestern | 0 | 0 | B-7th |
| Brandon Anderson (8) | Ball State | 1 | 1 | B-1st |
| Aaron Manias (7) | Ball State | 3 | 2 | B-4th |
| Aaron Manias (8) | Indiana | 0 | 0 | T-5th |
| Logan Sutter (14) | Indiana | 1 | 1 | T-8th |
| Keenan Spence (7) | Indiana | 2 | 2 | T-4th |

2025 Purdue HR Total: 54 • 2025 HRs Allowed: 45

2025 HR at Alexander Field - Purdue: 26 • Opponents: 26

- PURDUE RECORD WHEN HE HOMERS -

| PLAYER (CAREER HR) | 2025 | 2024 | 2023 | 2022 | CAREER |
|----------------------|------|------|------|------|--------|
| Logan Sutter (22) | 7-5 | 6-2 | NA | NA | 13-7 |
| Keenan Spence (20) | 5-2 | 7-4 | NA | NA | 12-6 |
| Brandon Anderson (8) | 6-2 | NA | NA | NA | 6-2 |
| Aaron Manias (8) | 6-2 | NA | NA | NA | 6-2 |
| CJ Richmond (5) | 2-2 | NA | NA | NA | 2-2 |
| Breck Nowik (4) | 3-0 | 1-0 | NA | NA | 4-0 |
| Sergio DeCello (4) | 3-1 | NA | NA | NA | 2-1 |
| Ty Gill (4) | — | 2-1 | — | 1-0 | 3-1 |
| Lukas Cook (3) | 1-0 | NA | 1-1 | NA | 2-1 |
| Brandon Rogers (2) | 1-1 | NA | NA | NA | 1-1 |
| Albert Choi (1) | 0-1 | NA | NA | NA | 0-1 |
| Houston Russell (1) | 0-1 | NA | NA | NA | 0-1 |
| Camden Gasser (1) | — | 0-1 | NA | NA | 0-1 |

THE LAST TIME PURDUE

TEAM/PLAYER/PITCHER...

- Had 7 at-bats (7 - Ties Purdue record)
- 7 - Connor Caskenette - UIC (3/20/24)
- Had 5 hits (6 - Purdue record)
- 6 - Logan Sutter vs Niagara (2/22/25)
- Had 4 walks
- 4 - Sergio DeCello vs Niagara (4/22/25)
- Reached base safely 6 times
- 6 - Logan Sutter vs Niagara (2/22/25)
- Stole 3 bases (4 - Ties Purdue record)
- 3 - Camden Gasser - UAlbany (3/09/24)
- Scored 5 runs (5 - Ties Purdue record)
- 5 - Logan Sutter vs Niagara (2/22/25)
- Had 7 RBI (9 - Ties Purdue record)
- 8 - Aaron Manias at Indiana State (3/4/25)
- Hit 3 doubles (4 - Ties Purdue record)
- 3 - Aaron Manias at Indiana State (3/4/25)
- Hit 2 triples (2 - Ties Purdue record)
- 2 - Tyler Spillner - Chicago State (3/27/10)
- Hit for the Cycle
- Nate Sickler at Butler (4/11/01)
- Hit 2 home runs
- 2 - Logan Sutter - Austin Peay (4/22/25)
- Hit 3 home runs (3 - Ties Purdue record)
- 3 - Dan Black vs Indiana (5/24/08)
- Hit a grand slam
- Aaron Manias - Ball State (5/6/25)
- Hit an inside the park home run
- Harry Shipley at Ball State (5/9/18)
- Hit a pinch-hit home run
- Keenan Spence - Northwestern (5/3/25)
- Hit a leadoff home run to begin a game
- Albert Choi - UCLA (3/28/25)
- Hit back-to-back home runs (3 in a row)
- Manias, DeCello, Rogers vs Akron (3/1/25)
- Homered in both games of a doubleheader
- Sergio DeCello vs Akron (3/1/25)
- Recorded 10 total bases
- 10 - Aaron Manias at Indiana State (3/4/25)
- Recorded a walk-off Hit/RBI
- CJ Richmond (on a HR) - Arizona St. (4/14/25)
- Recorded 10 strikeouts
- 10 by Michael Vallone - at Washington (4/5/25)
- Pitched a complete game (& shutout)
- Kyle Iwinski (7 Innings) - vs Akron (3/4/23)
- Pitched a 9-inning complete game
- Tanner Andrews vs Ohio State (5/23/18)
- Pitched a 9-inning complete game shutout
- Tanner Andrews at Southeast Missouri (3/3/17)
- Pitched more than 9 innings
- 10 2/3 by Robert Ramer - Iowa (5/16/13)
- Shut out an opponent
- Won 5-0 vs Akron (2/28/25)
- Played an extra-innings game
- Lost 9-8 in 10 vs Indiana State (4/8/25)
- Won an extra-innings game
- Won 5-3 in 10 at Rutgers (4/05/24)
- Played in consecutive extra-innings games
- Won vs Longwood, 6-5 & 6-5 (3/5/6/22)
- Swept a doubleheader vs. single team
- Won 5-3 & 7-5 vs Northwestern (5/3/25)
- Swept a doubleheader vs. 2 different teams
- Won 8-3 vs Michigan St. & 6-4 at Illinois (4/18/21)
- Swept a 3-game weekend series
- at Northwestern - G1 at Wrigley Field (4/26-28/24)
- Swept a 4-game weekend series
- vs Niagara in Holly Springs, N.C. (2/21-23/25)
- Scored 20 runs (Purdue record, 37)
- 20 at Illinois (4/27/25)
- Recorded 20 hits (Purdue record, 30)
- 20 vs Niagara (2/22/25)
- Recorded 20 RBI (Purdue record, 27)
- 21 - Michigan State (4/14/24)
- Hit 7 doubles (Purdue record, 10)
- 7 vs Stephen F. Austin (2/16/25)
- Hit 3 triples (Purdue record, 4)
- 3 - UAlbany (3/10/24)
- Hit 3 home runs (Purdue record, 6)
- 3 at Minnesota (3/8/25)
- Hit 3 home runs in an inning
- 3 vs Akron - Consecutively (3/1/25)
- Stole 6 bases (Purdue record, 10)
- 7 - Michigan (3/22/25)
- Struck out 12 batters (Purdue record, 19)
- 12 - Rutgers (4/11/25)
- Turned 4 double plays (Purdue record, 5)
- 4 - UAlbany (3/9/24)
- Purdue scored 10+ runs in an inning
- 14 at Illinois in 3rd Inning (4/27/25)
- Purdue batter did not strikeout
- at Illinois (5/12/19)

- CAREER-HIGH GAMES AT PURDUE -

| PLAYER | HITS (MINIMUM 3) | OPPONENT & DATE |
|--|------------------|--------------------------------|
| Logan Sutter | 6 | vs Niagara (2/22/25) |
| Albert Choi | 4 | vs Niagara (2/22/25) |
| Lukas Cook | 4 | on Two Occasions |
| Most Recently: UCLA (3/30/24) | | |
| Ty Gill | 4 | Rutgers (4/12/25) |
| Aaron Manias | 4 | at Indiana State (3/4/25) |
| Brandon Anderson | 3 | on Four Occasions |
| Most Recently: at Illinois (4/25/25) | | |
| Eli Anderson | 3 | on Two Occasions |
| Most Recently: at Indiana (5/11/25) | | |
| Camden Gasser | 3 | on Three Occasions |
| Most Recently: at Illinois (4/27/25) | | |
| Breck Nowik | 3 | at Illinois (4/27/25) |
| CJ Richmond | 3 | vs Stephen F. Austin (2/16/25) |
| Brandon Rogers | 3 | UCLA (3/28/25) |
| Keenan Spence | 3 | on Five Occasions |
| Most Recently: Arizona State (4/14/25) | | |

| PLAYER | RBI (MINIMUM 3) | OPPONENT & DATE |
|--------------------------------------|-----------------|--------------------------------|
| Aaron Manias | 8 | at Indiana State (3/4/25) |
| Brandon Anderson | 5 | vs Niagara (2/22/25) |
| Breck Nowik | 5 | at Illinois (4/27/25) |
| Logan Sutter | 5 | On Two Occasions |
| Most Recently: vs Akron (3/1/25) | | |
| Ty Gill | 4 | Rutgers (4/12/25) |
| CJ Richmond | 4 | Indiana State (4/08/25) |
| Keenan Spence | 4 | on Two Occasions |
| Most Recently: at Minnesota (3/8/25) | | |
| Eli Anderson | 3 | Ball State (5/6/25) |
| Albert Choi | 3 | UCLA (3/29/25) |
| Lukas Cook | 3 | vs Stephen F. Austin (2/15/25) |
| Camden Gasser | 3 | on Two Occasions |
| Most Recently: Samford (3/17/24) | | |
| Avery Moore | 3 | vs Stephen F. Austin (2/15/25) |

| PLAYER | INNINGS PITCHED (MINIMUM 3) | OPPONENT & DATE |
|--|-----------------------------|-----------------------------|
| Cole Van Assen | 7 | Rutgers (4/12/25) |
| Carter Doorn | 6 | on Three Occasions |
| Most Recently: Northwestern (5/02/25) | | |
| Michael Vallone | 5 1/3 | at Washington (4/05/25) |
| Maclane Finley | 5 | Northern Illinois (4/01/25) |
| Isaac Milburn | 5 | at Indiana (5/09/25) |
| Easton Storey | 5 | on Three Occasions |
| Most Recently: Northwestern (5/03/25) | | |
| Brayden Olson | 4 1/3 | at Indiana State (3/4/25) |
| Gavin Beuter | 4 | vs Niagara (2/22/25) |
| Joe Trenerry | 3 1/3 | vs Niagara (2/23/25) |
| Avery Cook | 3 | on Three Occasions |
| Most Recently: at Indiana (5/11/25) | | |
| Chris Gallagher | 3 | vs Akron (3/2/25) |
| Austin Klug | 3 | on Two Occasions |
| Most Recently: at Penn State (4/20/25) | | |
| Nick Kolze | 3 | on Two Occasions |
| Most Recently: at Penn State (4/20/25) | | |

| PLAYER | STRIKEOUTS (MINIMUM 3) | OPPONENT & DATE |
|---------------------------------------|------------------------|-------------------------|
| Easton Storey | 10 | vs Niagara (2/22/25) |
| Michael Vallone | 10 | at Washington (4/05/25) |
| Carter Doorn | 8 | vs Akron (2/28/25) |
| Isaac Milburn | 8 | at Indiana (5/09/25) |
| Gavin Beuter | 7 | vs Niagara (2/22/25) |
| Brayden Olson | 7 | vs Niagara (2/23/25) |
| Cole Van Assen | 7 | Rutgers (4/12/25) |
| Maclane Finley | 5 | vs Niagara (2/22/25) |
| Joe Trenerry | 5 | vs Niagara (2/23/25) |
| Avery Cook | 4 | on Three Occasions |
| Most Recently: Northwestern (5/02/25) | | |
| Chris Gallagher | 3 | at Washington (4/04/25) |

- BIG-INNING BREAKDOWN (MIN. 4 RUNS) - PURDUE

| RUNS | OPPONENT | INNING | DATE | WON GAME |
|------|-----------------------------------|--------|---------|-----------|
| 14 | Illinois | T-3rd | 4/27/25 | Yes, 20-4 |
| 10 | Akron | B-7th | 3/01/25 | Yes, 13-3 |
| 8 | on 4 Occasions, Most Recently... | | | |
| | Ball State | B-4th | 5/03/25 | Yes, 14-4 |
| 7 | Niagara | B-6th | 2/23/25 | Yes, 11-1 |
| 6 | on 3 Occasions, Most Recently... | | | |
| | Austin Peay | B-8th | 4/22/25 | No |
| 5 | on 6 Occasions, Most Recently... | | | |
| | Notre Dame | B-1st | 4/29/25 | Yes, 11-5 |
| 4 | on 12 Occasions, Most Recently... | | | |
| | Northwestern | B-3rd | 5/02/25 | No |

PURDUE BIG INNINGS IN 2025: 28

OPPONENTS

| RUNS | OPPONENT | INNING | DATE | LOST GAME |
|------|-----------------------------------|--------|---------|-----------|
| 6 | on 4 Occasions, Most Recently... | | | |
| | Indiana | B-7th | 5/11/25 | Yes, 14-4 |
| 5 | on 8 Occasions, Most Recently... | | | |
| | Indiana | B-2nd | 5/11/25 | Yes, 14-4 |
| 4 | on 10 Occasions, Most Recently... | | | |
| | Illinois | B-3rd | 4/25/25 | Yes, 6-4 |

OPPONENT BIG INNINGS IN 2025: 22

FINAL HOME WEEKEND: PURDUE BASEBALL HOSTS NEBRASKA



SENIOR DAY 2025 PURDUE vs NEBRASKA

Purdue

SATURDAY, MAY 17 • ALEXANDER FIELD



BRANDON ANDERSON • #8
THIRD BASEMAN
RICHMOND, KY.



ALBERT CHOI • #1
OUTFIELDER
DOWNINGTOWN, PA.



AVERY COOK • #43
RELIEF PITCHER
UTICA, N.Y.



LUKAS COOK • #17
INFIELDER
KNOXVILLE, TENN.



CARTER DOORN • #36
STARTING PITCHER
SCHERERVILLE, IND.



CHRIS GALLAGHER • #52
RELIEF PITCHER
INDIANAPOLIS, IND.



SENIOR DAY 2025
PURDUE vs NEBRASKA

Purdue

SATURDAY, MAY 17 • ALEXANDER FIELD



CAMDEN GASSER • #7
SHORTSTOP
HUNTINGBURG, IND.



TY GILL • #2
SECOND BASEMAN
VALPARAISO, IND.



JUSTIN GUILIANO • #42
RELIEF PITCHER
ELLENVILLE, N.Y.



ENAS HAYDEN • #28
RELIEF PITCHER
INDIANAPOLIS, IND.



LANCE LAUVE • #11
RELIEF PITCHER
MADISONVILLE, LA.



ISAAC MILBURN • #37
RELIEF PITCHER
LEXINGTON, KY.

FINAL HOME WEEKEND: PURDUE BASEBALL HOSTS NEBRASKA



SENIOR DAY 2025 PURDUE vs NEBRASKA

Purdue


SATURDAY, MAY 17 • ALEXANDER FIELD



BRECK NOWIK • #14
INFIELDER
LAKE FOREST, ILL.



CJ RICHMOND • #21
FIRST BASEMAN/DH
INDIANAPOLIS, IND.



KEENAN SPENCE • #44
OUTFIELDER
CAROLINE SPRINGS, AUS.



LOGAN SUTTER • #10
FIRST BASEMAN
LOOMIS, CALIF.



MICHAEL VALLONE • #31
RELIEF PITCHER
LAKE FOREST, ILL.

**THANK YOU
SENIORS!!**

**CLASS OF
2025!!**



ACTIVE STREAKS OF NOTE

- Eli Anderson: 10-game hit overall; 8-game hit in Big Ten play; 8-game on-base at home; 6-game hit at home
- Houston Russell: 10-game on-base overall; 10-game on-base in Big Ten play; 5-game on-base at home
- Logan Sutter: 9-game on-base overall; 12-game on-base at home; 7-game on-base in Big Ten play; 7-game hit at home
- CJ Richmond: 9-game on-base at home
- Keenan Spence: 7-game on-base at home; 5-game hit at home
- Brandon Anderson: 7-game on-base at home
- Sergio DeCello: 6-game on-base at home

NOTABLE STREAKS THIS SEASON

- Albert Choi: 26-game on-base (as a Boilermaker, Feb. 14-March 29)
- Brandon Anderson: 23-game on-base (Feb. 14-March 25, 11-game hit (Feb. 14-March 4)
- Carter Doorn: 22 consecutive innings without allowing an earned run (Feb. 21-March 21)
- Logan Sutter: 16-game on-base (Feb. 14-March 12)
- Avery Cook: 14 consecutive scoreless innings (Feb. 14-March 25)
- Lukas Cook: 10-game hit (March 1-18)

BOILERMAKERS AMONG THE TOP 10 IN THE BIG TEN

- Logan Sutter: T-1st in Doubles (21), 2nd in Avg (.375), 3rd in SLUG (.717), 3rd in OPS (1.198), 4th in RBI (61), 5th in Total Bases (132), T-7th in Hits (69), T-8th in OBP (.480), T-9th in Runs (53), T-10th in HR (14)
- Avery Cook: T-1st in Appearances (26), T-2nd in Saves (10)
- Brandon Anderson: 1st in HBP (25), T-7th in Runs (55)
- Michael Vallone: 3rd in WHIP (1.04), T-3rd in K/9 (10.5), 6th in K-to-Walk (4.00), 5th in B/Avg (.205)
- Eli Anderson: T-3rd in Steals (16)
- Albert Choi: T-3rd in Steals (16), 8th in HBP (16)
- Camden Gasser: 5th in Sac Bunts (6)

NOTABLE NATIONAL RANKINGS ENTERING THE WEEKEND

- Brandon Anderson: 7th in Hit By Pitch (25)
- Logan Sutter: T-11th in Doubles (21), 36th in SLUG (.717), T-39th in RBI (61)
- Avery Cook: T-15th in Appearances (26), T-18th in Saves (9)

FINAL WEEKEND OF BIG TEN PLAY

- Nebraska (13-14) at Purdue (10-17)
- Minnesota (8-19) at Michigan State (12-15)
- Rutgers (13-14) at Maryland (11-16)
- Illinois (12-15) at Ohio State (4-23)
- Indiana (14-13) at Michigan (15-12)
- Oregon (19-8) at Iowa (21-6)
- Northwestern (12-15) at UCLA (20-7)
- USC (17-10) at Washington (15-12)
- Xavier at Penn State (15-15) – Non-Conference

| BIG TEN TOURNAMENT CHASE: POTENTIAL FINAL BIG TEN RECORDS | | | | | |
|---|----------------|--------------|--------------|--------------|--------------|
| Team (Record) | Final Opponent | 3-0 Weekend | 2-1 Weekend | 1-2 Weekend | 0-3 Weekend |
| Rutgers (13-14) | at Maryland | 16-14 (.533) | 15-15 (.500) | 14-16 (.467) | 13-17 (.433) |
| Nebraska (13-14) | at Purdue | 16-14 (.533) | 15-15 (.500) | 14-16 (.467) | 13-17 (.433) |
| Illinois (12-15) | at Ohio State | 15-15 (.500) | 14-16 (.467) | 13-17 (.433) | 12-18 (.400) |
| Michigan St (12-15) | Minnesota | 15-15 (.500) | 14-16 (.467) | 13-17 (.433) | 12-18 (.400) |
| Cut Line for 12-Team Field | | | | | |
| N'western (12-15) | at UCLA | 15-15 (.500) | 14-16 (.467) | 13-17 (.433) | 12-18 (.400) |
| Maryland (11-16) | Rutgers | 14-16 (.467) | 13-17 (.433) | 12-18 (.400) | 11-19 (.367) |
| Purdue (10-17) | Nebraska | 13-17 (.433) | 12-18 (.400) | 11-19 (.367) | 10-20 (.333) |

WHO THEY PLAYED FOR BIG TEN SERIES

Common Opponents are used for determining Tiebreakers when (all) teams did not play each

| Purdue | Michigan St. | Illinois | Northwestern | Maryland | Rutgers | Nebraska |
|----------------------|----------------------|----------------------|----------------------|---------------------|----------------------|----------------------|
| at MINN – 2-1 | at Iowa – 1-2 | vs MICH 1-2 | PSU – 1-2 | UCLA – 1-2 | Iowa – 1-2 | WASH –1-2 |
| MICH – 1-2 | at PSU – 2-1 | at NU 1-2 | ILL – 2-1 | at WASH – 1-2 | at ORE – 1-2 | at UCLA – 0-3 |
| UCLA – 0-3 | ILL – 1-2 | at MSU – 2-1 | at UMD – 2-1 | NU – 1-2 | WASH – 2-1 | at USC – 1-2 |
| at WASH – 0-3 | at IND – 0-3 | UMD – 3-0 | Iowa – 2-1 | at ILL – 0-3 | at NEB – 1-2 | RU –2-1 |
| RU – 2-1 | NU – 2-1 | IND – 2-1 | at MSU – 1-2 | ORE – 1-2 | at PUR – 1-2 | at Iowa – 1-2 |
| at PSU – 1-2 | OSU – 3-0 | at WASH – 1-2 | at NEB – 1-2 | at IND – 1-2 | MINN – 1-2 | NU – 2-1 |
| at ILL – 1-2 | at MICH – 0-3 | PUR – 2-1 | WASH – 1-2 | NEB – 1-2 | at OSU – 2-1 | at UMD – 2-1 |
| NU – 2-1 | ORE – 1-2 | at RU – 0-3 | at PUR – 1-2 | at PSU – 2-1 | ILL – 3-0 | MINN 2-1 |
| at IND – 1-2 | at USC – 2-1 | UCLA – 0-3 | OSU – 2-1 | at MINN – 3-0 | PSU – 1-2 | MICH – 2-1 |
| NEB – TBD | MINN – TBD | at OSU – TBD | at UCLA – TBD | RU – TBD | at UMD – TBD | at PUR – TBD |
| Record: 10-17 | Record: 12-15 | Record: 12-15 | Record: 12-15 | Record 11-16 | Record: 13-17 | Record: 13-17 |

Purdue's Head-to-Head Tiebreakers...

In Favor: Northwestern, Rutgers, Michigan St. (MSU is Based on May 15-17 Results)

Against: Illinois

TBD: Nebraska, Maryland

BOILERMAKERS TO BAT .400

Minimum 100 At-Bats

| Season | Boilermaker | Batting Average | Hits / At-Bats |
|-------------|-------------------|-----------------|-----------------|
| 2007 | Ryne White | .452 | 90 / 199 |
| 1991 | Phil Hollis | .432 | 79 / 183 |
| 2009 | Brandon Haveman | .422 | 78 / 185 |
| 1984 | P.J. Dietrick | .407 | 70 / 172 |
| 1971 | Terry Wedgewood | .406 | 52 / 128 |
| 2005 | Mitch Hilligoss | .404 | 92 / 228 |
| 2025 | Lukas Cook | .402 | 53 / 132 |
| 1998 | Daryl Hallada | .402 | 78 / 194 |
| 2009 | John Cummins | .400 | 44 / 110 |

LOGAN SUTTER THIS SEASON...

- Leads the Big Ten & Ranks 11th Nationally with 21 Doubles
- Has tied the Purdue Single-Season Record for Doubles (21) that has stood since 2001
- Is the First Boilermaker with 20 Doubles Since 2012
- Has Hit the Most Home Runs (14) by a Boilermaker Since 2009 & Most in the BBCOR Bat Era (since 2011)
- Is the 5th Boilermaker with 14 HR & 60 RBI (first since 2008)
- Ranks 6th on Purdue's Single-Season Leaderboards for HR & RBI
- Is 12 Total Bases (132) Shy of the Purdue Single-Season Record (144)
- Has Homered in 9 of the 13 Weekends, including the First 7 (all but Washington, Rutgers, Illinois, Northwestern)
- Had a Program-Record 6-Hit Game on Feb. 22, Finishing the Win with 14 Total Bases (2 Singles, 2 Doubles, 2 HR)
- Fastest Boilermaker to Reach 20, 30, 40 RBI & 10 Doubles
- 2nd-Fastest Boilermaker to Reach 50 RBI (April 22)
- 5th-Fastest Boilermaker to Reach 10 Home Runs (April 18)
- 10th Boilermaker Since 2001 to Record Multiple Multi-HR Games in a Season

All Fastest Rankings are based on since 2001

PURDUE'S CONSECUTIVE 30-WIN SEASONS

- 2024 & 2025: 33-24 in 2024, 30-21 in 2025 /// Combined: 63-45 (.583)
- 2010, 2011 & 2012: 33-24 in 2010, 37-20 in 2011, 45-14 in 2012 /// Combined: 115-58 (.665)
- 2000 & 2001: 35-23 in 2000, 32-24 in 2001 /// Combined: 67-47 (.588)
- 1991, 1992 & 1993: 35-21 in 1991, 30-24 in 1992, 36-22 in 1993 /// Combined: 101-67 (.601)
- 1985, 1986 & 1987: 33-25 in 1985, 37-27 in 1986, 36-24-1 in 1987 /// Combined: 106-76-1 (.582)
- 1981 & 1982: 30-30-1 in 1981, 36-23 in 1982 /// Combined: 66-53-1 (.554)

| 1.000+ OPS SEASONS (Since 2001) | | | | | |
|---------------------------------|-------------------|------|------|-------|---------|
| Minimum 60 At-Bats | | | | | |
| Season | Boilermaker | OBP | SLUG | OPS | At-Bats |
| 2025 | Logan Sutter | .480 | .717 | 1.197 | 184 |
| 2009 | Dan Black | .518 | .667 | 1.185 | 174 |
| 2007 | Ryne White | .521 | .663 | 1.184 | 199 |
| 2008 | Dan Black | .444 | .675 | 1.119 | 194 |
| 2010 | Payton Bieker | .468 | .631 | 1.099 | 65 |
| 2024 | Luke Gaffney | .449 | .646 | 1.095 | 209 |
| 2001 | Nate Sickler | .440 | .651 | 1.091 | 195 |
| 2009 | Brandon Haveman | .462 | .616 | 1.078 | 185 |
| 2003 | Daniel Underwood | .420 | .658 | 1.078 | 199 |
| 2007 | Jordan Comadena | .455 | .620 | 1.075 | 100 |
| 2024 | Logan Sutter | .453 | .618 | 1.071 | 136 |
| 2006 | Mitch Hilligoss | .453 | .579 | 1.032 | 228 |
| 2022 | Cam Thompson | .424 | .607 | 1.031 | 178 |
| 2024 | Keenan Spence | .399 | .629 | 1.028 | 151 |
| 2025 | Aaron Manias | .442 | .583 | 1.025 | 115 |
| 2012 | Kevin Plawecki | .445 | .578 | 1.023 | 223 |
| 2008 | Ryne White | .439 | .576 | 1.015 | 210 |
| 2008 | Jonathan Lilly | .480 | .529 | 1.009 | 87 |
| 2010 | Drew Madia | .454 | .552 | 1.006 | 143 |
| 2023 | Paul Toetz | .425 | .579 | 1.004 | 197 |
| 2024 | Connor Caskenette | .429 | .574 | 1.003 | 188 |
| 2021 | Ben Nisle | .421 | .580 | 1.001 | 157 |
| 2009 | John Cummins | .465 | .536 | 1.001 | 110 |

| SINGLE-SEASON RECORDS WATCH | | | | |
|-----------------------------|----------------|------------------------------------|---------------------|------------------------------|
| Record | Team Benchmark | Held By | Current Boilermaker | Total (as of May 14) |
| Doubles | 21 | S. Klink (2003), N. Sickler (2001) | Logan Sutter | 21 |
| Total Bases | 144 | Archi Cianfrocco (1987) | Logan Sutter | 132 |
| Slugging Pct. | .726 | Brett Roach (1987) | Logan Sutter | .717 |
| RBI | 74 | Mike Biltmier (1993) | Logan Sutter | 61 |
| Appearances | 32 | Andy Loomis (2008) | Avery Cook | 26 |
| Hit By Pitch | 30 | Evan Warden (2007) | Brandon Anderson | 25 |
| Hit By Pitch | 113 | 2024 Boilermakers | -- | 129 Broke Record April 27 |

| BOILERMAKERS CLIMBING THE TEAM'S SINGLE-SEASON LEADERBOARDS | | |
|---|---|--|
| Doubles 1.) Klink (2003) & Sickler (2001) – 21 Logan Sutter (2025) – 21 | Home Runs 1.) Brett Roach (1987) – 21 2.) Dan Black (2008) – 18 3.) Archi Cianfrocco (1987) – 17 4.) Mike Galle (1988) – 16 5.) Dan Black (2009) – 15 6.) Logan Sutter (2025) – 14 Biltmier (1992) & Allison (1986) – 14 | RBI 1.) Mike Biltmier (1993) – 74 2.) Brett Roach (1987) – 73 3.) Dan Black (2008) – 70 4.) Connor Caskenette (2024) – 69 5.) Luke Gaffney (2024) – 64 6.) Logan Sutter (2025) – 61 Perkins (2012) & Cianfrocco (1987) – 61 |
| Appearances 1.) Andy Loomis (2008) – 32 2.) Three Tied with – 30 5.) Four Tied with – 29 9.) Two Tied with – 28 11.) Five Tied with – 27 Avery Cook (2025) – 26 | Saves 1.) Ross Learnard (2018) – 15 2.) Andy Helmer (2000) – 13 3.) Wittgren (2011) & Lindblom (2008) – 12 5.) Wittgren (2012) & Daubach (1986) – 10 6.) Avery Cook (2025) – 9 | Hit By Pitch 1.) Evan Warden (2017) – 30 2.) Cam Thompson (2022) – 27 3.) Brandon Anderson (2025) – 25 |

HOW IT'S GOING

- Purdue plays its final 15 regular-season games in the Midwest (Alexander Field, Champaign, Bloomington)
...Current Record During that Stretch: 6-6 – lost to APSU, lost 2 of 3 at ILL, won vs ND, won 2 of 3 vs NU, won vs BSU, lost 2 of 3 at IU
- Purdue plays its final 11 regular-season games in the state of Indiana (Alexander Field, Bloomington)
...Current Record During that Stretch: 5-3 – won vs ND, won 2 of 3 vs NU, won vs BSU, lost 2 of 3 at IU

| UNANSWERED RUNS IN BUNCHES | | | |
|---|---------------|--|---------------------|
| <i>13 of Purdue's last 15 games have featured one team scoring at least 5 unanswered runs</i> | | | |
| Date | Opponent | Unanswered Runs | Final Score |
| April 18 | at Penn State | 10 by Penn State (2nd-7th) | L, 10-2 |
| April 19 | at Penn State | 10 by Penn State (2nd-4th) | L, 13-6 |
| April 20 | at Penn State | 8 by Penn State (3rd-4th) 8 by Purdue (5th-8th) | W, 11-8 |
| April 22 | Austin Peay | 8 by Austin Peay (1st-4th) 8 by Purdue (7th-8th) | L, 16-10 |
| April 25 | at Illinois | 6 by Illinois (1st-3rd) | L, 6-4 |
| April 27 | at Illinois | 19 by Purdue (3rd-6th) | W, 20-4 |
| April 29 | Notre Dame | 7 by Purdue (1st-2nd) | W, 11-5 |
| May 2 | Northwestern | 6 by Purdue (1st-5th) 7 by Northwestern (6th-7th) | L, 8-6 |
| May 3 (G1) | Northwestern | 5 by Purdue (2nd-8th) | W, 5-3 |
| May 6 | Ball State | 10 by Purdue (4th-7th) | W, 14-4 (7 Innings) |
| May 9 | at Indiana | 8 by Indiana (2nd-8th) | L, 8-0 |
| May 10 | at Indiana | 5 by Purdue (3rd-8th) | W, 5-1 |
| May 11 | at Indiana | 6 by Indiana (B-6th) | L, 14-4 (7 Innings) |

| WON 3 STRAIGHT SERIES VS A BIG TEN OPPONENT (Since 1981) | | | |
|--|-------------------------|------------------------------|---------------------|
| Opponent | Consecutive Series Wins | Overall Record During Streak | Years |
| Northwestern | 6 | 14-4 | 2018-2025 (Active) |
| Penn State | 6 | 15-4 | 2008-2013 |
| Michigan State | 5 | 15-4 | 1997-2006 |
| Minnesota | 3 | 7-3 | 2021-2025* (Active) |
| Indiana | 3 | 7-2 | 2009-2011 |

**Excludes a doubleheader on the final day of 2021 season as part of a Big Ten 3-team pod weekend*

| MOST STRIKEOUTS IN A GAME AS A RELIEF PITCHER (Since 2005) | | | | | |
|--|------------------|---------------------|------------|---------------|-----------------|
| Year | Pitcher | Opponent | Strikeouts | Batters Faced | Pct. Struck Out |
| 2025 | Michael Vallone | at Washington | 10 | 18 | 56% |
| 2019 | Trent Johnson | at Northwestern | 10 | 15 | 67% |
| 2019 | Austin Peterson | vs NJIT | 9 | 22 | 41% |
| 2016 | Eddie De LaRiva | Nebraska | 9 | 19 | 47% |
| 2015 | Joe Eichmann | Penn State | 9 | 21 | 43% |
| 2025 | Isaac Milburn | at Indiana | 8 | 22 | 36% |
| 2021 | Ricky Castro | at Maryland | 8 | 15 | 53% |
| 2017 | Brian Ghiselli | Valparaiso | 8 | 18 | 44% |
| 2010 | Blake Mascarello | at Eastern Kentucky | 8 | 20 | 40% |
| 2025 | Isaac Milburn | At Minnesota | 7 | 16 | 44% |
| 2025 | Brayden Olson | vs Niagara | 7 | 13 | 54% |
| 2025 | Gavin Beuter | vs Niagara | 7 | 16 | 44% |
| 2022 | Landon Weins | at Northwestern | 7 | 13 | 54% |
| 2022 | Landon Weins | vs South Dakota St. | 7 | 14 | 50% |
| 2015 | Kyle Wood | at Western Carolina | 7 | 15 | 47% |
| 2011 | Pat Gannon | at Tennessee Tech | 7 | 17 | 41% |

| MULTIPLE GRAND SLAMS IN A SEASON IN THE BBCOR BAT ERA (Since 2011) | | | | | |
|--|---|---|---|---|--|
| Season | Boilermakers | Opponents | Locations | Innings | Game Results |
| 2025 | Aaron Manias Logan Sutter Aaron Manias Breck Nowik Brandon Anderson | Ball State UIC at Minnesota vs Akron vs Niagara | Alexander Field Alexander Field Minneapolis Holly Springs Holly Springs | B-4th B-8th T-7th B-1st B-5th | W, 14-4 W, 9-3 W, 11-6 W, 14-4 W, 16-4 |
| 2024 | Logan Sutter Luke Gaffney Connor Caskenette Connor Caskenette | DePauw ETSU Ball State vs Stony Brook | Alexander Field Alexander Field Alexander Field Sugar Land | B-3rd B-4th B-7th B-6th | W, 15-0 W, 17-7 W, 13-3 W, 13-6 |
| 2021 | Miles Simington Jake Parr Jeremy Schork Cam Thompson | at Minnesota at Minnesota at Illinois Rutgers | Minneapolis Minneapolis Champaign Alexander Field | T-3rd T-5th T-9th B-9th | W, 12-5 W, 9-3 W, 20-6 L, 9-5 |
| 2023 | Jake Parr Jake Jarvis Jake Jarvis | vs Akron Northern Illinois at Minnesota | Holly Springs Alexander Field Minneapolis | B-1st B-7th T-9th | W, 13-0 W, 14-5 W, 15-3 |
| 2016 | Kyle Wood Kyle Johnson Kyle Johnson | Louisville at Ball State at ETSU | Alexander Field Muncie Johnson City | B-6th T-2nd T-7th | L, 9-4 L, 9-8 W, 19-6 |
| 2015 | Jack Picchiotti Ted Snidanko | Rutgers vs Northern Ill. | Alexander Field Westfield, IN | B-7th B-6th | W, 9-5 W, 23-5 |
| 2012 | Barrett Serrato Cameron Perkins | Michigan State vs Notre Dame | Lambert Field St. Petersburg | B-4th T-6th | W, 6-2 W, 15-8 |
| BOILERMAKERS TO HIT MULTIPLE GRAND SLAMS (Since 2001) | | | | | |
| Dates | Boilermaker | Opponents | Locations | Innings | Game Results |
| 4/16/2010 5/14/2009 4/01/2009 | Drew Madia | Penn State Illinois IPFW | Lambert Field Lambert Field Fort Wayne | B-2nd B-8th T-3rd | W, 18-7 W, 12-5 L, 22-19 |
| 4/19/2008 4/06/2008 5/19/2007 | Dan Black | at Ohio State at Iowa at Northwestern | Columbus Iowa City Evanston | T-3rd T-2nd T-5th | W, 8-0 W, 16-3 L, 9-6 |
| 4/02/2003 5/15/2002 4/21/2001 | Daniel Underwood | at Ball State Evansville at Illinois | Muncie Lambert Field Champaign | T-5th T-2nd T-3rd | L, 17-14 W, 6-2 W, 16-2 |
| 3/08/2025 5/06/2025 | Aaron Manias | at Minnesota Ball State | Minneapolis Alexander Field | T-7th B-4th | W, 11-6 W, 14-4 |
| 3/15/2025 5/01/2024 | Logan Sutter | UIC DePauw | Alexander Field Alexander Field | B-8th B-3rd | W, 9-3 W, 15-0 |
| 4/16/2024 2/18/2024 | Connor Caskenette | Ball State vs Stony Brook | Alexander Field Sugar Land, TX | B-7th B-6th | W, 13-3 W, 13-6 |
| 4/08/2023 3/15/2023 | Jake Jarvis | at Minnesota Northern Illinois | Minneapolis Alexander Field | T-9th B-7th | W, 15-3 W, 14-5 |
| 3/04/2023 5/20/2021 | Jake Parr | vs Akron at Minnesota | Holly Springs, NC Minneapolis | B-1st T-5th | W, 13-0 W, 9-3 |
| 5/21/2021 2/15/2020 | Miles Simington | at Minnesota vs Hofstra | Minneapolis Sanford, FL | T-3rd B-8th | W, 12-5 W, 10-4 |
| 3/22/2016 3/05/2016 | Kyle Johnson | at Ball State at ETSU | Muncie Johnson City | T-2nd T-7th | L, 9-8 W, 19-6 |
| 4/16/2006 4/14/2006 | Neal Gorka | at Indiana at Indiana | Bloomington Bloomington | T-2nd T-6th | W, 25-8 L, 8-4 |
| 2/25/2005 5/26/2004 | Andy Dahl | at FAU vs Michigan State | Boca Raton Minneapolis | T-6th T-8th | L, 6-4 W, 6-5 |

Excellence

STARTING PITCHER

A WEEK TO REMEMBER FOR THE ROTATION

GUIDED PURDUE TO 3-1 WEEK
HELPED BOILERS HOLD THE LEAD FOR 30 OF THE 36 INNINGS

CARTER DOORN

QUALITY START FRIDAY

| IP | H | R | BB | K |
|----|---|---|----|---|
| 6 | 4 | 2 | 4 | 3 |

LAST 2 HOME STARTS:
10 IP, 2 R, 9 K



COLE VAN ASSEN

QUALITY START SATURDAY

| IP | H | R | BB | K |
|----|---|---|----|---|
| 7 | 6 | 0 | 0 | 7 |

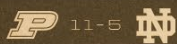
BEST OUTING OF THE SEASON
BY A BOILERMAKER

EASTON STOREY

TUESDAY & SATURDAY COMBINED

| IP | H | R | BB | K |
|----|---|---|----|----|
| 9 | 6 | 3 | 4 | 11 |

STRUCK OUT THE SIDE IN ORDER
IN 4TH INNING OF BOTH STARTS



ENDED ND'S 8-GAME
WIN STREAK



6TH STRAIGHT SERIES
WIN VS NORTHWESTERN

COMBINED TOTALS

| IP | H | R | BB | K | H/9 | B/AVG |
|----|----|---|----|----|-----|-------|
| 22 | 16 | 5 | 8 | 21 | 6.5 | .208 |

EIGHT 1-2-3 INNINGS
ALLOWED ONLY 4 EXTRA-BASE HITS
65 CONSECUTIVE INNINGS WITHOUT AN ERROR FROM APRIL 22 - MAY 3

| 10-RUN INNINGS IN THE ALEXANDER FIELD ERA (2013-Present) | | | | |
|--|-----------|--------------|------------------------|----------------------------|
| Date | Runs | Inning | Opponent | Game Result |
| 4/24/2013 | 15 | B-2nd | UIC | W, 20-0 |
| 4/27/2025 | 14 | B-3rd | at Illinois | W, 20-4 (7 Innings) |
| 3/05/2023 | 13 | B-4th | vs Akron | W, 23-4 (7 Innings) |
| 5/01/2024 | 11 | B-3rd | DePauw | W, 15-0 (7 Innings) |
| 3/01/2025 | 10 | B-7th | vs Akron | W, 13-3 (7 Innings) |
| 3/03/2024 | 10 | T-1st | vs Cal State Fullerton | W, 11-3 |
| 2/25/2024 | 10 | B-5th | vs George Mason | W, 11-1 (7 Innings) |
| 4/09/2022 | 10 | B-8th | Indiana | W, 17-0 |

| BIG INNING BOILERMAKERS – PROLIFIC RALLIES OF NOTE SINCE 2023 | | | | |
|--|-----------|--------------|------------------------|----------------------------|
| Date | Runs | Inning | Opponent | Game Result |
| 4/27/2025 | 14 | T-3rd | at Illinois | W, 20-4 (7 Innings) |
| 3/05/2023 | 13 | B-4th | vs Akron | W, 23-4 (7 Innings) |
| 5/01/2024 | 11 | B-3rd | DePauw | W, 15-0 (7 Innings) |
| 3/01/2025 | 10 | B-7th | vs Akron | W, 13-3 (7 Innings) |
| 3/03/2024 | 10 | T-1st | vs Cal State Fullerton | W, 11-3 |
| 2/25/2024 | 10 | B-5th | vs George Mason | W, 11-1 (7 Innings) |
| 3/04/2023 | 9 | B-3rd | vs Akron | W, 17-9 |
| 5/06/2025 | 8 | B-4th | Ball State | W, 14-4 (7 Innings) |
| 3/15/2025 | 8 | B-8th | UIC | W, 9-3 |
| 3/02/2025 | 8 | B-1st | vs Akron | W, 14-4 |
| 2/22/2025 | 8 | B-5th | vs Niagara | W, 16-4 |
| 4/04/2023 | 8 | B-2nd | Evansville | L, 12-10 |
| 3/04/2023 | 8 | B-1st | vs Akron | W, 13-0 |
| 2/23/2025 | 7 | B-6th | vs Niagara | W, 11-1 |
| 4/16/2024 | 7 | B-3rd | Ball State | W, 13-3 |
| 4/14/2024 | 7 | B-6th | Michigan State | W, 21-1 |
| 3/10/2024 | 7 | B-3rd | UAlbany | W, 16-6 |
| 3/10/2024 | 7 | B-1st | UAlbany | W, 16-6 |
| 4/19/2023 | 7 | B-3rd | Butler | W, 16-9 |
| 4/08/2023 | 7 | T-9th | at Minnesota | W, 15-3 |
| 4/22/2025 | 6 | B-8th | Austin Peay | L, 16-10 |
| 2/16/2025 | 6 | B-3rd | vs SFA | W, 16-12 |
| 2/15/2025 | 6 | B-1st | vs SFA | W, 14-2 |
| 4/20/2024 | 6 | B-4th | East Tennessee St. | W, 18-7 |
| 4/14/2024 | 6 | B-8th | Michigan State | W, 21-1 |
| 3/30/2024 | 6 | T-3rd | at Ohio State | L, 12-10 |
| 3/09/2024 | 6 | B-1st | UAlbany | W, 11-3 |
| 4/29/2025 | 5 | B-1st | Notre Dame | W, 11-5 |
| 4/12/2025 | 5 | B-8th | Rutgers | W, 10-5 |
| 3/29/2025 | 5 | B-3rd | UCLA | L, 13-12 |
| <i>5 Runs on 11 Other Occasions since 2023</i> | | | | |
| Full 3-Year Scoring Breakdown – 14: 1, 13: 1, 11: 1, 10: 3, 9: 1, 8: 6, 7: 7, 6: 6, 5: 13 // 2025 – 14: 1, 10: 1, 8: 4, 7: 1, 6: 3, 5: 6 | | | | |

| 20-RUN OUTBURSTS IN THE ALEXANDER FIELD ERA (2013-Present) | | | |
|--|-----------|----------------------|----------------------------|
| Date | Runs | Opponent | Final Score |
| 5/08/2018 | 27 | Purdue Fort Wayne | W, 27-3 |
| 3/05/2023 | 23 | vs Akron | W, 23-4 (7 Innings) |
| 3/15/2015 | 23 | vs Northern Illinois | W, 23-5 |
| 4/14/2024 | 21 | Michigan State | W, 21-1 |
| 4/27/2025 | 20 | at Illinois | W, 20-4 (7 Innings) |
| 4/19/2021 | 20 | at Illinois | W, 20-6 |
| 4/24/2013 | 20 | UIC | W, 20-0 |

.700 OBP FOR A WEEKEND (Since 2012)*Minimum 10 Plate Appearances*

| Season | Boilermaker | Opponent | OBP | Plate App | Hits | Walks | HBP |
|--------|-----------------|--------------|------|-----------|------|-------|-----|
| 2025 | Camden Gasser | at Penn St. | .700 | 11 | 3 | 3 | 1 |
| 2025 | Lukas Cook | UCLA | .733 | 15 | 10 | 1 | 0 |
| 2024 | Keenan Spence | at Michigan | .714 | 14 | 7 | 3 | 0 |
| 2024 | Camden Gasser | at N'western | .714 | 14 | 5 | 3 | 2 |
| 2024 | Camden Gasser | ETSU | .800 | 10 | 3 | 5 | 0 |
| 2024 | Mike Bolton Jr. | Michigan St. | .786 | 14 | 4 | 0 | 7 |
| 2024 | Keenan Taylor | at Ohio St. | .700 | 10 | 4 | 1 | 2 |
| 2024 | Mike Bolton Jr. | UAlbany | .722 | 18 | 9 | 4 | 0 |
| 2023 | Evan Albrecht | vs Akron | .750 | 15 | 9 | 1 | 2 |
| 2022 | CJ Valdez | vs Longwood | .769 | 13 | 5 | 5 | 0 |
| 2021 | Ryan Howe | at Minnesota | .778 | 13 | 6 | 4 | 0 |
| 2021 | Tyler Powers | at Minnesota | .909 | 11 | 5 | 5 | 0 |
| 2018 | Tyler Powers | at Penn St. | .700 | 10 | 4 | 3 | 0 |
| 2016 | Harry Shipley | at Indiana | .818 | 11 | 3 | 3 | 3 |
| 2015 | Kyle Wood | at Oklahoma | .786 | 13 | 9 | 2 | 0 |
| 2015 | Harry Shipley | Butler | .727 | 11 | 4 | 4 | 0 |
| 2013 | Kyle Johnson | at Michigan | .714 | 14 | 5 | 5 | 0 |

2025 NOTABLE COMEBACKS & LEADS THAT GOT AWAY

| Date | Opponent | Biggest Deficit | Trailed in What Inning | Final |
|----------|-----------------|-----------------|------------------------|--------------|
| April 20 | at Penn State | 8-3 | After 4 | W, 11-8 |
| April 14 | Arizona State | 4-0 | Mid 5th | W, 8-6 |
| April 26 | at Illinois | 6-0 | After 3 | L, 6-4 |
| April 5 | at Washington | 5-0 | After 3 | L, 5-4 |
| March 29 | UCLA | 12-7 | Mid 6th | L, 13-12 |
| April 27 | at Illinois | 3-1 | After 2 | W, 20-4 |
| March 8 | at Minnesota | 4-2 | After 5 | W, 11-6 |
| March 22 | Michigan | 5-3 | Mid 5th | W, 9-6 |
| March 15 | UIC | 3-1 | Mid 8th | W, 9-3 |
| March 1 | vs Akron (G2) | 6-3 | Mid 5th | L, 10-9 (11) |
| March 1 | vs Akron (G1) | 2-0 | Mid 3rd | W, 13-3 (7) |
| Feb. 22 | vs Niagara (G1) | 3-1 | Mid 4th | W, 16-4 |
| Date | Opponent | Biggest Lead | Led in What Inning | Final |
| March 9 | at Minnesota | 7-1 | Mid 2nd | L, 10-8 |
| May 2 | Northwestern | 6-1 | After 5 | L, 8-6 |
| April 8 | Indiana State | 7-3 | After 5 | L, 9-8 (10) |
| April 19 | at Penn State | 4-0 | Mid 2nd | L, 13-6 |
| March 28 | UCLA | 4-2 | After 4 | L, 8-5 |
| April 18 | at Penn State | 2-0 | Mid 3rd | L, 10-2 |

REACHED 10 HOME RUNS BEFORE MAY 1 (Since 2001)

| Year | Boilermaker | Date of 10th HR | Season Total |
|------|-------------------|-----------------|-------------------|
| 2016 | Kyle Wood | April 8 | 12 |
| 2003 | Nick McIntyre | April 8 | 11 |
| 2022 | Cam Thompson | April 10 | 13 |
| 2009 | Dan Black | April 11 | 15 |
| 2025 | Logan Sutter | April 18 | 14 (as of May 14) |
| 2008 | Dan Black | April 19 | 18 |
| 2024 | Luke Gaffney | April 20 | 13 |
| 2018 | Jacson McGowan | April 21 | 13 |
| 2024 | Connor Caskenette | April 28 | 13 |

MORE BOILERMAKERS TO HIT 10+ HOME RUNS (Since 2001): Keenan Spence: 13 (2024), Daniel Underwood: 12 (2003), Ryne White: 12 (2008), Jake Jarvis: 10 (2023), Paul Toetz: 10 (2023)

| TWO-HOMER GAMES IN THE BBCOR BAT ERA (Since 2011) | |
|--|--|
| <ul style="list-style-type: none"> • Logan Sutter vs. APSU – April 22, 2025 (at Alexander) • CJ Richmond vs. Niagara – Feb. 23, 2025 • Logan Sutter vs. Niagara – Feb. 22, 2025 • <i>Keenan Spence vs. IU – May 21, 2024 (B1G Tournament)</i> • <i>Keenan Spence at Michigan – May 10, 2024</i> • Connor Caskenette at Northwestern – April 27, 2024 • Jo Stevens at Northwestern – April 27, 2024 • Jake Jarvis at Minnesota – April 8, 2023 • Paul Toetz vs. Akron – March 5, 2023 • Paul Toetz vs. Akron – March 4, 2023 • Jake Jarvis vs. Holy Cross – Feb. 19, 2023 • Paul Toetz vs. Holy Cross – Feb. 17, 2023 • Troy Viola vs. Michigan – April 29, 2022 (at Alexander) | <ul style="list-style-type: none"> • CJ Valdez at UIC – April 19, 2022 • Ben Nisle at Ohio State – May 2, 2021 • Jacson McGowan at Maryland – April 21, 2018 • Ben Nisle vs. Minnesota – April 13, 2018 (at Alexander) • Kyle Wood at East Tennessee State – March 5, 2016 • Kyle Johnson at East Tennessee State – March 5, 2016 • Alec Olund vs. IPFW – April 1, 2015 (at Alexander) • Sean McHugh vs. Iowa – May 17, 2013 (at Alexander) • Cameron Perkins at Iowa – May 17, 2012 • Cameron Perkins at Nebraska – April 20, 2012 • Cameron Perkins vs. Indiana – May 1, 2011 • Eric Charles at Tennessee-Martin – March 13, 2011 • Angelo Cianfrocco at Morehead State – Feb. 26, 2011 |

MULTIPLE MULTI-HR GAMES IN A SEASON (Since 2001)

- 4 – Dan Black in 2008 (at Miami Ohio, at Ohio State, vs Penn State, vs Indiana [3])
- 3 – Paul Toetz in 2023 (vs Holy Cross, 2 vs Akron)
- 3 – Dan Black in 2009 (at Texas State, at Tennessee-Martin, at Penn State)
- 3 – Daniel Underwood in 2003 (Miami Ohio, at Ball State, at Iowa [3])
- **2 – Logan Sutter in 2025 (vs Niagara, Austin Peay)**
- *2 – Keenan Spence in 2024 (at Michigan, vs Indiana)*
- 2 – Jake Jarvis in 2023 (vs Holy Cross, at Minnesota)
- 2 – Cameron Perkins in 2012 (at Nebraska, at Iowa)
- 2 – Ryne White in 2008 (at Ohio State, at Illinois)
- 2 – Nick McIntyre in 2003 (at Ball State, Illinois)

5-RBI GAMES BY BOILERMAKERS THIS SEASON

- 8 – Aaron Manias, March 4 at Indiana State
- 5 – Breck Nowik, April 27 at Illinois
- 5 – Logan Sutter, March 1 vs Akron
- 5 – Logan Sutter, Feb. 22 vs Niagara
- 5 – Brandon Anderson, Feb. 22 vs Niagara

| WALK-OFF WINS UNDER GREG GOFF (Since 2020) | | | | | |
|--|----------------------|------------------------|-----------------|-------------------------|-----------------------|
| Date | Opponent | Location | Score (Innings) | GW RBI | GW Run |
| 4/14/2025 | Arizona State | Alexander Field | 8-6 (9) | CJ Richmond (HR) | Keenan Spence |
| 3/16/2024 | Samford | Alexander Field | 13-12 (10) | Ty Gill | Jo Stevens |
| 5/07/2023 | South Dakota State | Alexander Field | 3-2 (9) | Jake Parr | Couper Cornblum |
| 4/02/2023 | Northwestern | Alexander Field | 4-3 (10) | Lukas Cook (HR) | Lukas Cook |
| 2/24/2023 | NJIT | Holly Springs, N.C. | 6-5 (9) | Jake Parr | Paul Toetz |
| 4/26/2022 | Valparaiso | Alexander Field | 6-5 (10) | Troy Viola | Jack Firestone |
| 3/20/2022 | Illinois State | Alexander Field | 7-6 (10) | Evan Albrecht | Troy Viola |
| 3/06/2022 | Longwood | Holly Springs, N.C. | 6-5 (11) | Cam Thompson (HR) | Cam Thompson |
| 3/05/2022 | Longwood | Holly Springs, N.C. | 6-5 (13) | Jake Stadler | Jake Jarvis |
| 2/26/2022 | Princeton (G2) | Holly Springs, N.C. | 5-4 (9) | Cam Thompson | Curtis Washington Jr. |
| 2/26/2022 | Princeton (G1) | Holly Springs, N.C. | 4-3 (9) | CJ Valdez | Curtis Washington Jr. |
| 3/27/2021 | Rutgers | Alexander Field | 7-4 (9) | Mason Gavre (HR) | Ben Nisle |
| 4/18/2021 | Michigan State | Champaign, Ill. | 2-1 (11) | Evan Albrecht | Ben Nisle |
| 3/05/2021 | Nebraska | Round Rock, Texas | 6-5 (9) | Zac Fascia | Ben Nisle |

| WALK-OFF WINS AT ALEXANDER FIELD (Since 2013) | | | | |
|---|----------------------|-----------------|------------------|-----------------|
| Date | Opponent | Score (Innings) | GW RBI | GW Run |
| 4/14/2025 | Arizona State | 8-6 (9) | CJ Richmond (HR) | Keenan Spence |
| 3/16/2024 | Samford | 13-12 (10) | Ty Gill | Jo Stevens |
| 5/07/2023 | South Dakota State | 3-2 (9) | Jake Parr | Couper Cornblum |
| 4/02/2023 | Northwestern | 4-3 (10) | Lukas Cook (HR) | Lukas Cook |
| 4/26/2022 | Valparaiso | 6-5 (10) | Troy Viola | Jack Firestone |
| 3/20/2022 | Illinois State | 7-6 (10) | Evan Albrecht | Troy Viola |
| 3/27/2021 | Rutgers | 7-4 (9) | Mason Gavre (HR) | Ben Nisle |
| 3/31/2019 | Penn State | 2-1 (10) | Cole McKenzie | Seth Gergely |
| 5/06/2018 | Northwestern | 2-1 (12) | Alec Olund | Hayden Grant |
| 4/29/2018 | Saint Louis | 4-3 (9) | Harry Shipley | Milo Beam |
| 4/23/2018 | Illinois | 2-1 (9) | NA (E5) | Milo Beam |
| 5/20/2017 | Cal State Northridge | 1-0 (10) | Nick Dalesandro | Kyle Johnson |
| 4/25/2014 | Ohio State | 4-3 (13) | Kyle Wood | Cody Strong |
| 4/15/2014 | Butler | 5-4 (10) | Brandon Krieg | Jeff Evak |

| 5 INNINGS OF SCORELESS RELIEF <i>In Purdue's Alexander Field Era (2013-Present)</i> | | | | |
|--|-----------------|-----------------------------|-----------------------|-------------|
| Date | Pitcher | Full Line | Opponent | Game Result |
| 4/05/2025 | Michael Vallone | 5.1 IP, 0 H, BB, 10 K | at Washington | L, 5-4 |
| 2/14/2025 | Michael Vallone | 5 IP, 0 H, 0 BB, 4 K | vs Stephen F. Austin | W, 4-1 |
| 3/31/2024 | Carter Doorn | 5.1 IP, 2 H, BB, 5 K | at Ohio State | W, 7-1 |
| 3/25/2022 | Landon Weins | 5.1 IP, 2 H, 0 BB, 2 K | Ohio State | W, 7-5 |
| 2/19/2022 | Ricky Castro | 5 IP, H, 2 BB, 5 K | vs South Dakota St. | W, 11-1 |
| 3/20/2019 | Kyle Wade | 6 IP, 4 H, R, 0 BB, 5 K | Bowling Green | W, 9-2 |
| 2/18/2017 | Dalton Parker | 5 IP, H, 2 BB, 2 K | at Texas State | W, 12-8 |
| 4/19/2016 | Eddie De LaRiva | 7 IP, 6 H, 0 R, 0 BB, 4 K | Ball State | W, 9-2 |
| 4/02/2016 | Tanner Andrews | 7 IP, 2 H, 0 R, 3 BB, 4 K | at Penn State | L, 7-6 |
| 3/19/2016 | Matt Frawley | 7 IP, 4 H, R, BB, 3 K | vs Ohio | W, 5-4 |
| 3/05/2016 | Matt Frawley | 7.2 IP, 5 H, 2 R, 0 BB, 6 K | at East Tennessee St. | W, 19-6 |
| 5/16/2015 | Joe Eichmann | 5.2 IP, 3 H, BB, 9 K | Penn State | W, 7-3 |
| 4/18/2014 | Matt Gibbs | 5 IP, 2 H, 2 BB, 6 K | Michigan | L, 7-6 (12) |
| 3/01/2014 | Gavin Downs | 5.2 IP, 5 H, BB, K | vs Butler | W, 3-2 |
| 4/02/2013 | Joe Eichmann | 7.2 IP, 6 H, R, BB, 4 K | Butler | L, 8-4 |

| THE UPS & DOWNS OF 2025 | | | |
|---------------------------|------------------|-------------------|----------------|
| Segment/Category | First 20 Games | March 21-April 26 | Last 9 Games |
| Record | 18-2 | 6-16 | 6-3 |
| Big Ten Record | 2-1 | 4-13 | 4-3 |
| Home / Away / Neutral | 4-0 / 3-1 / 11-1 | 5-9 / 1-7 / NA | 4-1 / 2-2 / NA |
| Runs Per Game | 9.9 | 5.5 | 8.0 |
| Slash Line | .322/.456/.516 | .251/.367/.388 | .307/.413/.481 |
| Opponent Slash Line | .246/.456/.363 | .297/.405/.484 | .272/.379/.399 |
| Runners LOB | 178 | 175 | 59 |
| Opponent LOB | 151 | 192 | 68 |
| Avg. with RISP | .344 | .243 | .322 |
| Opponent Avg. with RISP | .241 | .315 | .270 |
| Avg. with 2 Outs | .295 | .225 | .330 |
| Opponent Avg. with 2 Outs | .203 | .305 | .138 |
| Team ERA | 3.36 | 7.32 | 6.26 |
| Starters ERA | 3.28 | 7.13 | 4.62 |
| Bullpen ERA | 3.42 | 7.46 | 7.93 |
| Inherited Runners | 51/20 (39%) | 85/38 (45%) | 24/16 (67%) |
| Total Runners/Scored | | | |

| FANNED AT LEAST 5 & 50% OF BATTERS FACED (Since 2005) | | | | | |
|---|------------------------|----------------------|------------|---------------|-----------------|
| Year | Pitcher | Opponent | Strikeouts | Batters Faced | Pct. Struck Out |
| 2022 | Khal Stephen | Butler | 5 | 6 | 83% |
| 2012 | Pat Gannon | vs Anderson | 5 | 7 | 71% |
| 2011 | Nick Wittgren | Iowa | 5 | 7 | 71% |
| 2008 | Josh Lindblom | at Iowa | 5 | 7 | 71% |
| 2019 | Trent Johnson | at Northwestern | 10 | 15 | 67% |
| 2014 | Joe Eichmann | at Butler | 5 | 8 | 63% |
| 2023 | Aaron Suval | Nebraska | 6 | 10 | 60% |
| 2025 | Easton Storey* | vs Niagara | 10 | 17 | 59% |
| 2025 | Michael Vallone | at Washington | 10 | 18 | 56% |
| 2022 | Nolan Daniel | at Iowa | 5 | 9 | 56% |
| 2022 | CJ Backer | UIC | 5 | 9 | 56% |
| 2007 | Allan Donato | at Western Ky. | 5 | 9 | 56% |
| 2011 | Nick Wittgren | Michigan | 6 | 11 | 55% |
| 2025 | Brayden Olson | vs Niagara | 7 | 13 | 54% |
| 2022 | Landon Weins | at Northwestern | 7 | 13 | 54% |
| 2021 | Ricky Castro | at Maryland | 8 | 15 | 53% |
| 2022 | Jackson Smeltz* | vs Princeton | 11 | 21 | 52% |
| 2025 | Michael Vallone | Akron | 6 | 12 | 50% |
| 2025 | Michael Vallone | Valparaiso | 5 | 10 | 50% |
| 2024 | Jackson Dannelley | Samford | 5 | 10 | 50% |
| 2023 | Carter Doorn | vs NJIT | 5 | 10 | 50% |
| 2022 | Khal Stephen | at Iowa | 6 | 12 | 50% |
| 2022 | Eric Hildebrand | at Penn State | 5 | 10 | 50% |
| 2022 | Landon Weins | vs South Dakota St. | 7 | 14 | 50% |
| 2022 | Troy Wansing* | vs South Dakota St. | 5 | 10 | 50% |
| 2021 | Jett Jackson* | vs Nebraska | 10 | 20 | 50% |
| * – Started Game | | | | | |

BOILERMAKERS WITH A DOUBLE-FIGURE STRIKEOUT GAME SINCE 2005

* – Neutral-Site Game

8 – Matt Bischoff, 2007-10

- Career High & Most Dominant: 12 vs Mississippi Valley State*, 2009 (28 Batters Faced, 43%)

3 – Matt Morgan, 2008-11

- Career High & Most Dominant: 14 at Ohio, 2010 (31 Batters Faced, 45%)

2 – Trent Johnson, 2018-21

- Career High & Most Dominant: 10 at Northwestern, 2019 (15 Batters Faced, 67 Pct.)

2 – Lance Breedlove, 2011-12

- Career High & Most Dominant: 11 vs Cincinnati*, 2012 (24 Batters Faced, 46%)

2 – Matt Jansen, 2007-10

- Career High: 11 at Evansville, 2009; Most Dominant: 10 at Evansville, 2010 (29 Batters Faced, 34%)

2 – Dan Sattler, 2004-07

- Career High: 12 vs Northwestern, 2006; Most Dominant: 10 vs. Chicago State (26 Batters Faced, 38%)

2 – Jay Buente, 2003-06

- Career High: 11 at Louisiana, 2006; Most Dominant: 10 vs. Northwestern (21 Batters Faced, 48%)

1 – Michael Vallone, 2025

- Career High: 10 at Washington, 2025 (18 Batters Faced, 56%)

1 – Easton Storey, 2024-Pr

- Career High: 10 vs Niagara*, 2025 (17 Batters Faced, 59%)

1 – Luke Wagner, 2024

- Career High: 10 vs UAlbany, 2024 (24 Batters Faced, 42%)

1 – Wyatt Wendell, 2022

- Career High: 10 vs Illinois State, 2022 (25 Batters Faced, 40%)

1 – Tanner Andrews, 2015-18

- Career High: 10 at Santa Clara, 2017 (27 Batters Faced, 37%)

STREAKS: CONSECUTIVE INNINGS WITHOUT ALLOWING AN EARNED RUN

Since 2017; Single-Season Only

| Year | Pitcher | Consecutive IP w/o ER | App During Streak |
|-------------|---------------------|-----------------------|-------------------|
| 2017 | Ross Learnard | 35 2/3 | 21 |
| 2018 | Ross Learnard | 24 1/3 | 20 |
| 2025 | Carter Doorn | 22 | 5 |
| 2024 | Luke Wagner | 22 | 4 |
| 2025 | Avery Cook | 14 1/3 | 11 |
| 2017 | Tanner Andrews | 13 2/3 | 2 |
| 2024 | Jordan Morales | 13 1/3 | 3 |
| 2019 | Trent Johnson | 13 1/3 | 6 |
| 2019 | Bo Hofstra | 13 1/3 | 10 |
| 2017 | Jack Dellinger | 12 1/3 | 3 |
| 2017 | Dalton Parker | 12 1/3 | 4 |
| 2022 | Landon Weins | 12 | 5 |
| 2018 | Dalton Parker | 12 | 5 |

HOMERED IN 4+ CONSECUTIVE WEEKENDS (Since 2001)

| Year | Player | Consecutive Weekends | Total Home Runs | Opponents |
|-------------|---------------------|----------------------|-----------------|--|
| 2025 | Logan Sutter | 7 | 8 | vs Stephen F. Austin vs Niagara vs Akron at Minnesota UIC Michigan UCLA |
| 2022 | Cam Thompson | 6 | 8 | vs Longwood Bellarmine Illinois State Ohio State at Illinois Indiana |
| 2021 | Ben Nisle | 5 | 6 | Iowa at Michigan State at Illinois Illinois at Ohio State |
| 2015 | Kyle Johnson | 4 | 5 | at Michigan Maryland at Michigan State at Nebraska |
| 2012 | Barrett Serrato | 4 | 4 | at Nebraska Michigan State at UCLA Michigan |
| 2008 | Ryne White | 4 | 4 | at Ohio Western Illinois Northwestern at Iowa |
| 2007 | Ryne White | 4 | 5 | Ohio State at Penn State Iowa at Northwestern |
| 2003 | Nick McIntyre | 4 | 7 | at Middle Tenn. St. Miami (Ohio) Penn State Illinois |

| LATEST DATES ON THE CALENDAR FOR FIRST SET OF CONSECUTIVE LOSSES (Since 1978) | | | | |
|---|------------------|------------------------------------|--------------------------------------|----------------------------|
| Year | Date of 1st Game | 1st Set of Losses | Opponent | Game Scores |
| 2022 | Feb. 18 | March 29 April 1 | UIC at Illinois | 10-9 8-1 |
| 2025 | Feb. 14 | March 28 March 29 | UCLA UCLA | 8-5 13-12 |
| 1993 | March 6 | March 27 March 28 | Michigan State Michigan State | 4-1 1-0 |
| 2024 | Feb. 16 | March 17 March 20 | Samford UIC | 11-10 6-5 |
| 2012 | Feb. 18 | March 17 March 17 | at Wichita State at Wichita State | 8-2 5-3 |
| 2011 | Feb. 18 | March 13 March 15 | at Tennessee-Martin at Vanderbilt | 10-9 9-0 |
| 1981 | March 6 | March 11 March 12 | vs North Carolina vs Old Dominion | L 13-5 L 4-1 |
| 1990 | March 3 | March 9 March 10 | at Florida Atlantic vs Navy | 10-6 10-5 |

| FASTEST TO 20 VICTORIES – DATE OF 20TH WIN | | | | |
|--|------------------|------------------|--------------------|---------------------------|
| Year | Date of 1st Game | Date of 20th Win | Record at 20th Win | Final Record |
| 2025 | Feb. 14 | March 25 | 20-4 | 30-21 as of May 14 |
| 2012 | Feb. 18 | March 31 | 20-4 | 45-14 |
| 1991 | March 2 | April 3 | 20-4 | 35-21 |
| 1993 | March 6 | April 4 | 20-5 | 36-22 |
| 2024 | Feb. 16 | April 7 | 20-12 | 33-24 |
| 2022 | Feb. 18 | April 9 | 20-6 | 29-21 |
| 2011 | Feb. 18 | April 9 | 20-10 | 37-20 |
| 2000 | Feb. 18 | April 12 | 20-12 | 35-23 |
| 1989 | March 5 | April 13 | 20-10 | 34-25 |

| BEST 20-GAME STARTS IN PROGRAM HISTORY (SINCE 1975) | | | | | |
|---|----------------|----------------|----------------|--------------|---------------------------|
| Year | After 10 Games | After 15 Games | After 20 Games | Entering B1G | Final Record |
| 2025 | 10-0 | 14-1 | 18-2 | 12-1 | 30-21 as of May 14 |
| 2024 | 7-3 | 11-4 | 15-5 | 15-7 | 33-24 |
| 2022 | 10-0 | 15-0 | 18-2 | 17-1 | 29-21 |
| 2012 | 9-1 | 14-1 | 16-4 | 14-3 | 45-14 |
| 2011 | 8-2 | 11-4 | 13-7 | 16-8 | 37-20 |
| 2000 | 7-3 | 9-6 | 13-7 | 10-6 | 35-23 |
| 1993 | 8-2 | 13-2 | 16-4 | 15-2 | 36-22 |
| 1991 | 7-3 | 12-3 | 17-3 | 16-3 | 35-21 |
| 1989 | 7-3 | 11-4 | 13-7 | 12-5 | 34-25 |
| 1985 | 5-5 | 10-5 | 13-7 | 17-12 | 33-25 |

NOTABLES FROM THE FIRST HALF OF THE SEASON

- Purdue was the first team in the Big Ten to reach 20 victories, winning its 20th game on March 25 as the earliest date on the calendar the program had ever reached the benchmark.
- The Boilermakers opened the season on a 10-game win streak, finally suffering their first loss on March 1 in the nightcap of a doubleheader vs. Akron. The game went 11 innings. Purdue trailed 9-6 entering the bottom of the seventh but tied the game in thrilling fashion with three consecutive home runs from **Aaron Manias**, **Sergio DeCello** and **Brandon Rogers**. It marked the third time since 2021 Purdue hit three homers in an inning. Manias and Rogers both connected for their first home runs as Boilermakers and DeCello became the first Purdue player to homer in both games of a doubleheader since March 2022.
- The Boilermakers did not suffer their first set of consecutive losses until the final weekend of March (March 28-29), marking the latest on the calendar that had occurred in program history.
- However, after winning its first five home games, Purdue dropped five of the final six games of its season-long 12-game homestand. During that stretch, the Boilers lost 13-12 to UCLA and 2-1 to Northern Illinois. The 12 runs were the most in a loss since April 2013 at Illinois and the 2-1 defeat marked the lowest-scoring game at Alexander Field since Minnesota also won in 2-1 fashion on the final day of the 2021 season.
- **Logan Sutter** went 6-for-6 with 12 total bases in a Feb. 22 win, becoming the first Boilermaker ever with a six-hit game. He became the fastest Boilermaker (by date on the calendar) to record 20, 30 and 40 RBI as well as 10 doubles. He's the only Boilermaker this century to homer in seven consecutive weekends. His go-ahead grand slam in the eighth inning of the March 15 win vs. UIC was Purdue's fourth grand slam over the first five weekends.
- **Lukas Cook** did not open the season as the starting shortstop but quickly played his way into the lineup. He missed the 2024 season due to Tommy John Surgery. His team-high 15 multi-hit games (including 8 with at least 3 hits) have helped him take the Big Ten lead in batting average (.441 as of April 10). He's done it with a mature all-fields and base-hit approach after batting just .135 (7-for-52) in 2023. Two of those seven hits in 2023 were home runs, including a 10th-inning walk-off in a rubber game win vs. Northwestern in Purdue's first home weekend. Thirty-eight of Cook's 49 hits this season have been singles but he did hit a big home run – a go-ahead blast into the right field bullpen in the eighth inning of Purdue's 9-6 win vs. Michigan on March 22.
- **Lukas Cook** surged to the top of the Big Ten leaders in batting average thanks to a 10-for-14 weekend at the plate vs. UCLA. It is believed to be the first 10-hit showing in a three-game weekend series by a Boilermaker in the BBCOR bat era (2011-present). He also recorded hits in his first two at-bats in the next game vs. Northern Illinois, making him 12-for-16 over a stretch of 3 ½ games. Cook finished Purdue's 12-game homestand with a .490/.534/.633 slash line over 49 at-bats and did not commit an error defensively while seeing action at shortstop and second base.
- **Lukas Cook** (.463) and **Logan Sutter** (.409) entered the Washington series (April 4-6) both ranked among the top five in the Big Ten in batting average. They became just the third and fourth Boilermakers of the BBCOR bat era (2011-present) to enter the month of April batting .400 or better. Evan Albrecht (.409) did it in 2022 and Kevin Plawecki (.402) in 2011.
- **Carter Doorn** became the first four-year senior to start on Opening Day since 2021, making his first career weekend start in the process. He was Purdue's first pitcher to make his first Opening Day start as a senior since it happened three years in a row from 2011-13. Doorn enjoyed a streak of 22 consecutive innings without allowing an earned run from over five straight starts, entering the weekend of March 21-23 leading the Big Ten with a 0.36 ERA.
- **Avery Cook** earned the save in both games of Purdue's season-opening doubleheader, becoming just the second Boilermaker since the start of the 2019 campaign to achieve the feat (also happened in April 2023). Cook was not charged with a run until March 28, opening the season with 14 consecutive scoreless innings over 11 appearances. He is the longest-tenured Boilermaker, joining the program in the fall of 2020. He missed the 2022 season due to Tommy John Surgery and converted to a sidearm delivery in the fall of 2023. With 10 career saves (5 this season), he's become the ninth Boilermaker to post a double-figure total.
- **Logan Sutter** and **Aaron Manias** both earned Big Ten Player of the Week honors over the first four weeks of the season, giving the Boilermakers a pair of honorees for the first time since 2018. Sutter was recognized after going 8-for-14 with 4 XBH and 8 RBI vs. Stephen F. Austin during the season-opening four-game sweep. Manias caught fire (9-for-17, 6 XBH, 13 RBI) during Purdue's first week of games in the Midwest (March 4-9), helping the Boilermakers win at Indiana State for the first time since April 2018 and take two of three vs. Minnesota – Purdue's fourth straight series win in Minneapolis – inside U.S. Bank Stadium to open Big Ten play.
- While batting leadoff in every game, **Albert Choi** reached base safely in his first 26 games as a Boilermaker. He opened the UCLA series with a leadoff home run. All-Big Ten outfielder and longtime leadoff man Mike Bolton Jr. hit a game-opening home run in consecutive weekends in April of last season. But prior to that, Purdue had gone without a leadoff home run since May 2017.
- **Brandon Rogers** was an Opening Day starter in center field but then started just one game prior to the March 12 home opener. He did play in each of the first 16 games – primarily as a pinch hitter/runner/defensive replacement. The Arizona transfer is Purdue's best defensive outfielder and with center field at Alexander Field measuring 408 feet, he was inserted back into the lineup when the home season (and a 12-game homestand) began. Rogers' all-around play earned him a full-time starting role in the process. He posted a .395/.465/.553 slash line while also stealing 9 bases during the homestand. Defensively he made a few highlight-reel catches, none bigger than robbing Michigan's top hitter (Mitch Voit) of a two-out RBI single with the game tied in the sixth inning of game 2 of the series. Purdue went on to win the game 9-6.

| LONGEST ON-BASE STREAKS SINCE 2001 (Single Season Only) | |
|---|--|
| Longer Than 30 Games <ul style="list-style-type: none"> • Ryne White – 52 in 2007* • Cameron Perkins – 50 in 2011^ • Cam Thompson – 44 in 2022^ • David Blomberg – 39 in 2001 • CJ Valdez – 34 in 2022^ • Mike Bolton Jr. – 31 in 2024 26-29 Games <ul style="list-style-type: none"> • Curtis Washington Jr. – 29 in 2022 • Jon Moore – 28 in 2008 • Jordan Comadena – 28 in 2008 • Jake Parr – 27 in 2023* • Mitch Hilligoss – 27 in 2006^ • Albert Choi – 26 in 2025^ • Jo Stevens – 26 in 2024 • Spencer Ingaldson – 26 in 2005 25 Games <ul style="list-style-type: none"> • Connor Caskenette – 25 in 2023 • Evan Albrecht – 25 in 2022 • Kevin Plawecki – 25 in 2012 24 Games <ul style="list-style-type: none"> • <i>Camden Gasser – 24 in 2024^</i> • Skyler Hunter – 24 in 2019 • Skyler Hunter – 24 in 2018 • Kyle Wood – 24 in 2014 • David Miller – 24 in 2011 • Eric Charles – 24 in 2009 | 23 Games <ul style="list-style-type: none"> • Brandon Anderson – 23 in 2025 • Troy Viola – 23 in 2022 • Harry Shipley – 23 in 2018 • Brandon Haveman – 23 in 2008 22 Games <ul style="list-style-type: none"> • Cole McKenzie – 22 in 2019* • Nick Dalesandro – 22 in 2017 • Brandon Haveman – 22 in 2009^ • David Harrell – 22 in 2001 21 Games <ul style="list-style-type: none"> • Miles Simington – 21 in 2021 • Skyler Hunter – 21 in 2017 • Barrett Serrato – 21 in 2011 • Ben Wolgamot – 21 in 2008 • Nick McIntyre – 21 in 2003 20 Games <ul style="list-style-type: none"> • Couper Cornblum – 20 in 2023* • Evan Albrecht – 20 in 2023^ • Mike Bolton Jr. – 20 in 2022^ • Nick Dalesandro – 20 in 2018 • Brandon Haveman – 20 in 2009* • Brandon Haveman – 20 in 2008* • Alex Jaffee – 20 in 2007 • Jordan Comadena – 20 in 2007^ • Mike Coles – 20 in 2004 |
| * – Season-Ending Streak // ^ – Season-Opening Streak | |

LONGEST SEASON-OPENING ON-BASE STREAKS

Since 2001, Single Season Only

- Cameron Perkins – 50 in 2011
- Cam Thompson – 44 in 2022
- CJ Valdez – 34 in 2022
- Mitch Hilligoss – 27 in 2006
- **Albert Choi – 26 in 2025**
- *Camden Gasser – 24 in 2024*
- Brandon Haveman – 22 in 2009
- Mike Bolton Jr. – 20 in 2022

| PURDUE'S LONGEST HOMESTANDS (Since 1983) | | | |
|--|---------------------|-------------------------|------------|
| Season | Length of Homestand | Dates | Record |
| 1983 | 14-Game | April 13-26 | 11-3 |
| 2024 | 13-Game | March 9-24 | 8-5 |
| 2017 | 13-Game | April 21-May 14 | 7-6 |
| 2025 | 12-Game | March 12-April 1 | 6-6 |
| 1990 | 12-Game | March 17-April 1 | 8-4 |
| 1988 | 12-Game | April 30-May 15 | 7-5 |
| 1984 | 11-Game | May 7-13 | 4-6-1 |
| 1995 | 10-Game | April 8-18 | 7-3 |
| 1990 | 10-Game | April 27-May 10 | 3-6-1 |

| PURDUE WIN STREAKS OF 10+ GAMES (Single Season Only) | | | |
|--|------------|------------------------|---------------------------|
| Year | Win Streak | Dates | Final Record |
| 2022 | 15* | Feb. 18-March 15 | 29-21 |
| 2018 | 13 | April 20-May 9 | 38-21 |
| 2001 | 13 | March 24-April 14 | 32-24 |
| 1993 | 13 | March 10-27 | 36-22 |
| 1991 | 12 | March 16-31 | 35-21 |
| 1989 | 11 | April 23-May 7 | 34-25 |
| 2025 | 10* | Feb. 14-March 1 | 30-21 as of May 14 |
| 2012 | 10 | Feb. 26-March 16 | 45-14 |
| 2012 | 10 | April 4-20 | 45-14 |
| 1983 | 10 | April 16-23 | 22-33-2 |
| 1909 | 10* | April 16-May 22 | 11-2 |
| *Season-Opening Streak | | | |

| MOST TOTAL BASES (Since 2001) | | | |
|-------------------------------|---------------------|------------------------------|-------------------------|
| Date | Boilermaker | Total Bases (Hits) | Opponent |
| 2/22/2025 | Logan Sutter | 14 (2 HR, 2 2B, 2 1B) | vs Niagara |
| 4/11/2001 | Nate Sickler | 14 (2 HR, 3B, 2B, 1B) | at Butler |
| 4/02/2003 | Daniel Underwood | 13 (2 HR, 2 2B, 1B) | at Ball State |
| 5/17/2013 | Sean McHugh | 12 (2 HR, 3B, 1B) | Iowa |
| 5/24/2008 | Dan Black | 12 (3 HR) | vs Indiana (BTT) |
| 5/02/2004 | John Hunter | 12 (3 HR) | at Minnesota |
| 4/16/2006 | Neal Gorka | 11 (2 HR, 2B, 1B) | at Indiana |
| 3/04/2025 | Aaron Manias | 10 (HR, 3 2B) | at Indiana State |
| 2/19/2023 | Jake Jarvis | 10 (2 HR, 2B) | vs Holy Cross |
| 3/05/2016 | Kyle Johnson | 10 (2 HR, 2 1B) | at ETSU |
| 5/01/2011 | Cameron Perkins | 10 (2 HR, 2B) | Indiana |
| 4/22/2009 | David Blout | 10 (HR, 2 2B, 2 1B) | Butler |
| 5/11/2003 | Daniel Underwood | 10 (HR, 2 2B, 2 1B) | at Indiana |

| 7+ RBI GAMES (Since 2001) | | | | |
|---------------------------|---------------------|----------|-----------------------------------|-------------------------|
| Date | Boilermaker | RBI | Full Line | Opponent |
| 5/02/2004 | John Hunter | 9 | 3-for-4, 3 HR, 9 RBI, BB, 4 R | at Minnesota |
| 4/16/2006 | Neal Gorka | 8 | 4-for-6, 2B, 2 HR, 8 RBI, SF, 4 R | at Indiana |
| 3/04/2025 | Aaron Manias | 8 | 4-for-6, 3 2B, HR, 3 R | at Indiana State |
| 4/11/2001 | Nate Sickler | 8 | 5-for-5, 2B, 3B, 2 HR, 8 RBI, 2 R | at Butler |
| 3/10/1993 | Mike Biltmeyer | 7 | Unknown | vs Temple |
| 4/28/2024 | Connor Caskenette | 7 | 3-for-5, 2 HR, 7 RBI, 3 R | at Northwestern |
| 4/16/2024 | Connor Caskenette | 7 | 3-for-4, 2B, HR, 7 RBI, BB, 2 R | Ball State |
| 3/15/2015 | Ted Snidanko | 7 | 3-for-3, 2B, 3B, HR, 7 RBI, 3 R | vs Northern Illinois |
| 4/24/2013 | Josh Estill | 7 | 3-for-4, 2 2B, HR, 7 RBI, BB, 2 R | UIC |
| 4/20/2003 | John Hunter | 7 | 4-for-4, 2 2B, 7 RBI, HBP, 2 R | at Iowa |
| 2/17/1998 | Erik Frei | 7 | 3-for-5, 2 HR, 7 RBI, 2 R | vs. Valparaiso |
| 4/06/1997 | Anthony Grieco | 7 | Unknown | at Illinois |

| MULTIPLE 5+ RBI GAMES IN A SEASON (Since 2001) | | | |
|--|-------------------|---|---|
| Year | Boilermaker | 5+ RBI Games | Game Scores |
| 2025 | Logan Sutter | 2/22 vs Niagara 3/01 vs Akron | W, 16-4 W, 13-3 |
| 2024 | Connor Caskenette | 4/06 at Rutgers 4/16 vs Ball State (7) 4/28 at Northwestern (7) 5/03 vs Indiana | W, 8-6 W, 13-3 W, 11-3 W, 7-4 |
| 2024 | Luke Gaffney | 2/17 vs Stony Brook 4/14 vs Michigan State | W, 12-8 W, 21-1 |
| 2023 | Jake Jarvis | 2/19 vs Holy Cross (6) 4/08 at Minnesota | W, 12-2 W, 15-3 |
| 2023 | Paul Toetz | 2/18 vs Holy Cross (6) 3/04 vs Akron (6) | W, 14-4 W, 17-9 |
| 2022 | Troy Viola | 4/29 vs Michigan 5/13 at Northwestern | W, 18-4 W, 14-8 |
| 2022 | CJ Valdez | 4/19 at UIC 5/07 at Iowa | L, 9-6 W, 10-6 |
| 2016 | Kyle Johnson | 3/05 at ETSU (6) 3/22 at Ball State | W, 19-6 L, 9-8 |
| 2009 | Dan Black | 3/08 at Texas State 3/20 at Tenn.-Martin 5/14 vs Illinois | L, 14-10 W, 11-7 (10) W, 12-5 |
| 2008 | Dan Black | 3/15 at Ohio (6) 4/19 at Ohio State (6) 5/16 at Illinois 5/22 vs Penn State (6) 5/24 vs Indiana | W, 9-4 W, 8-0 W, 14-4 W, 15-6 W, 11-7 |
| 2004 | John Hunter | 4/04 at Penn State 5/02 at Minnesota (9) | W, 18-2 W, 15-9 |
| 2003 | Daniel Underwood | 4/02 at Ball State (6) 5/11 at Indiana (6) | L, 17-14 W, 20-4 |

| 5-HIT GAMES (Since 2001) | | | |
|--------------------------|-------------------|-----------------------------------|-----------------------|
| Date | Boilermaker | Full Stat Line | Opponent |
| 2/22/2025 | Logan Sutter | 6-for-6, 2 2B, 2 HR, 5 RBI, 5 R | vs Niagara |
| 3/09/2020 | Evan Albrecht | 5-for-7, 2 RBI, 2 R | at Western Kentucky |
| 5/11/2016 | Daniel Sander | 5-for-5, 3 2B, 5 RBI, 2 R | at Valparaiso |
| 3/20/2011 | Kevin Plawecki | 5-for-5, 2 RBI, HBP, 2 R | at Tennessee Tech |
| 4/28/2009 | Nick Overmyer | 5-for-5, 2B, 6 RBI, 3 R | at Ball State |
| 4/22/2009 | David Blount | 5-for-6, 2 2B, HR, 4 RBI, 4 R | Butler |
| 3/02/2007 | Spencer Ingaldson | 5-for-5, 3 2B, 2 RBI, 3 R | at Western Kentucky |
| 4/26/2006 | Mitch Hilligoss | 5-for-5, 2B, 3B, RBI, 3 R | Valparaiso |
| 4/04/2004 | Mike Coles | 5-for-7, 3 RBI, 5 R | at Penn State |
| 3/20/2004 | Mitch Hilligoss | 5-for-6, 2 2B, 2 RBI, 2 R | at Jacksonville State |
| 5/16/2004 | Mitch Koester | 5-for-5, 2B, HR, 5 RBI, 3 R | at Iowa |
| 2/28/2003 | Tyler Johnstone | 5-for-5, 2B, R | vs Pitt |
| 5/11/2003 | Daniel Underwood | 5-for-6, 2 2B, HR, 6 RBI, 2 R | at Indiana |
| 4/02/2003 | Daniel Underwood | 5-for-6, 2 2B, 2 HR, 6 RBI, 2 R | at Ball State |
| 4/11/2001 | Nate Sickler | 5-for-5, 2B, 3B, 2 HR, 8 RBI, 2 R | at Butler |

| FASTEST TO 50 RBI (Since 2001) | | | |
|--|-------------------------|------------------|------------------------|
| Year | Boilermaker | Date of 50th RBI | Season Total |
| 2024 | Luke Gaffney | April 19 | 64 |
| 2025 | Logan Sutter | April 22 | 61 as of May 14 |
| 2024 | Connor Caskenette | April 27 | 69 |
| 2008 | Dan Black | May 10 | 70 |
| 2003 | Daniel Underwood | May 11 | 57 |
| 2012 | Cameron Perkins | May 12 | 61 |
| 2023 | Paul Toetz | May 12 | 53 |
| 2001 | Nate Sickler | May 12 | 54 |
| 2022 | Cam Thompson | May 13 | 56 |
| 2011 | Cameron Perkins | May 13 | 53 |
| REACHED 40 RBI BEFORE MAY 1 (Since 2001) | | | |
| Year | Boilermaker | Date of 40th RBI | Season Total |
| 2025 | Logan Sutter | March 29 | 61 as of May 14 |
| 2022 | Cam Thompson | April 9 | 56 |
| 2024 | Luke Gaffney | April 13 | 64 |
| 2024 | Connor Caskenette | April 16 | 69 |
| 2012 | Cameron Perkins | April 17 | 61 |
| 2023 | Paul Toetz | April 18 | 53 |
| 2001 | Nate Sickler | April 18 | 54 |
| 2008 | Dan Black | April 19 | 70 |
| 2018 | Jacson McGowan | April 24 | 59 |
| 2009 | Dan Black | April 28 | 51 |
| 2017 | Jacson McGowan | April 28 | 50 |
| 2001 | Nick McIntyre | April 29 | 48 |
| FASTEST TO 30 RBI (Since 2001) | | | |
| Season | Boilermaker | Date of 30th RBI | Season Total |
| 2025 | Logan Sutter | March 15 | 61 as of May 14 |
| 2023 | Paul Toetz | March 21 | 53 |
| 2024 | Connor Caskenette | March 22 | 69 |
| 2024 | Luke Gaffney | March 24 | 64 |
| 2022 | Cam Thompson | March 25 | 56 |
| 2018 | Jacson McGowan | March 31 | 59 |
| 2009 | Dan Black | April 4 | 51 |
| FASTEST TO 20 RBI (Since 2001) | | | |
| Season | Boilermaker | Date of 20th RBI | Season Total |
| 2025 | Logan Sutter | March 1 | 61 as of May 14 |
| 2023 | Paul Toetz | March 5 | 53 |
| 2024 | Connor Caskenette | March 10 | 69 |
| 2024 | Luke Gaffney | March 10 | 64 |
| 2022 | Cam Thompson | March 10 | 56 |
| 2018 | Jacson McGowan | March 11 | 59 |
| 2024 | Logan Sutter | March 13 | 37 |
| 2012 | Cameron Perkins | March 13 | 61 |
| 2025 | Brandon Anderson | March 14 | 43 as of May 14 |
| 2017 | Jacson McGowan | March 18 | 50 |
| 2009 | Dan Black | March 21 | 51 |

| FASTEST TO 10 DOUBLES (Since 2001) | | | |
|------------------------------------|---------------------|---------------------|------------------------|
| Season | Boilermaker | Date of 10th Double | Season Total |
| 2025 | Logan Sutter | March 9 | 21 as of May 14 |
| 2024 | Logan Sutter | March 10 | 16 |
| 2012 | Kevin Plawecki | March 24 | 20 |
| 2001 | Nate Sickler | March 24 | 21* (Season Record) |
| 2024 | Luke Gaffney | March 29 | 15 |
| 2011 | Tyler Spillner | March 29 | 17 |
| 2003 | Simon Klink | March 29 | 21* (Season Record) |

| 3-DOUBLE GAMES (Since 2001) | | | |
|-----------------------------|---------------------|--|---|
| Date | Boilermaker | Opponent | Full Stat Line |
| 3/04/2025 | Aaron Manias | at Indiana State | 4-for-5, 3 2B, HR, 8 RBI, 3 R |
| 2/16/2025 | Logan Sutter | vs Stephen F. Austin (Sugar Land, TX) | 3-for-4, 3 2B, 3 RBI, BB, HBP, R |
| 2/17/2024 | Luke Gaffney | vs Stony Brook (Sugar Land, TX) | 3-for-5, 3 2B, 5 RBI, 2 R |
| 3/04/2023 | CJ Valdez | vs Akron (Holly Springs, NC) | 3-for-5, 3 2B, 2 RBI, 2 R |
| 2/15/2019 | Owen Jansen | at Southern Miss | 4-for-4, 3 2B, BB, RBI, R |
| 5/11/2016 | Daniel Sander | at Valparaiso | 5-for-5, 3 2B, 5 RBI |
| 4/24/2016 | Brett Carlson | at Maryland | 3-for-4, 3 2B, RBI, R |
| 5/08/2011 | Kevin Plawecki | at Michigan State | 3-for-4, 3 2B, BB, RBI, R |
| 2/27/2009 | Nick Overmyer | at Southeast Missouri St. | 3-for-4, 3 2B, 4 RBI, 2 R |
| 3/02/2007 | Spencer Ingaldson | at Western Kentucky | 5-for-5, 3 2B, 2 RBI, 3 R |
| 4/04/2004 | Mike Coles | at Penn State | 5-for-7, 3 2B, 5 R |
| 5/11/2003 | Ben Fritz | at Indiana | 4-for-6, 3 2B, 4 RBI, 2 R |
| 5/11/2003 | Simon Klink | at Indiana | 3-for-4, 3 2B, BB, RBI, 4 R |
| 4/08/2003 | John Manuel | Purdue Fort Wayne | 3-for-4, 3 2B, 3 RBI, BB, HBP, R |
| 3/30/2001 | Nate Sickler | at Michigan State | 3-for-5, 3 2B, 5 RBI, 2 R |

| FIRST 20 GAMES VS NEXT 20 GAMES | | |
|---------------------------------|----------------|----------------|
| Segment/Category | First 20 Games | Next 20 Games |
| Record | 18-2 | 6-14 |
| Home | 4-0 | 5-9 |
| Away | 3-1 | 1-5 |
| Neutral | 11-1 | NA |
| | | |
| Runs Per Game | 9.9 | 5.8 |
| Slash Line | .322/.456/.516 | .255/.376/.400 |
| Opponent Slash Line | .246/.456/.363 | .297/.409/.485 |
| Runners LOB | 178 | 179 |
| Opponent LOB | 151 | 165 |
| Avg. with RISP | .344 | .248 |
| Opponent Avg. with RISP | .241 | .326 |
| Avg. with 2 Outs | .295 | .230 |
| Opponent Avg. with 2 Outs | .203 | .314 |
| | | |
| Team ERA | 3.36 | 7.53 |
| Starters ERA | 3.28 | 7.34 |
| Bullpen ERA | 3.42 | 6.46 |
| Inherited Runners | 51/20 (39%) | 82/37 (45%) |
| Total Runners/Scored | | |

| PURDUE GRAND SLAMS (Since 2010) | | | | | |
|----------------------------------|-------------------|--------------------|-----------------------------------|--------|-------------|
| Date | Boilermaker | Opponent | Location | Inning | Game Result |
| 5/06/2025 | Aaron Manias | Ball State | Alexander Field | B-4th | W, 14-4 |
| 3/15/2025 | Logan Sutter | UIC | Alexander Field | B-8th | W, 9-3 |
| 3/08/2025 | Aaron Manias | Minnesota | Minneapolis, Minn. (U.S. Bank) | T-7th | W, 11-6 |
| 3/02/2025 | Breck Nowik | Akron | Holly Springs, N.C. | B-1st | W, 14-4 |
| 2/21/2025 | Brandon Anderson | Niagara | Holly Springs, N.C. | B-5th | W, 16-4 |
| 5/01/2024 | Logan Sutter | DePauw | Alexander Field | B-3rd | W, 15-0 |
| 4/20/2024 | Luke Gaffney | East Tennessee St. | Alexander Field | B-4th | W, 18-7 |
| 4/16/2024 | Connor Caskenette | Ball State | Alexander Field | B-7th | W, 13-3 |
| 2/18/2024 | Connor Caskenette | Stony Brook | Sugar Land, Texas | B-6th | W, 13-6 |
| 4/08/2023 | Jake Jarvis | Minnesota | Minneapolis, Minn. (Siebert) | T-9th | W, 15-3 |
| 3/15/2023 | Jake Jarvis | Northern Illinois | Alexander Field | B-7th | W, 14-5 |
| 3/04/2023 | Jake Parr | Akron | Holly Springs, N.C. | B-3rd | W, 13-9 |
| 5/21/2021 | Miles Simington | Minnesota | Minneapolis, Minn. (Siebert) | T-3rd | W, 12-5 |
| 5/20/2021 | Jake Parr* | Minnesota | Minneapolis, Minn. (Siebert) | T-5th | W, 9-3 |
| 4/19/2021 | Jeremy Schork* | Illinois | Champaign, Ill. | T-9th | W, 20-6 |
| 3/26/2021 | Cam Thompson* | Rutgers | Alexander Field | B-9th | L, 7-5 |
| 2/15/2020 | Miles Simington* | Hofstra | Sanford, Fla. | B-8th | W, 10-4 |
| 4/09/2017 | Nick Dalesandro | Indiana | Alexander Field | B-9th | L, 14-9 |
| 3/23/2016 | Kyle Wood | Louisville | Alexander Field | B-6th | L, 9-4 |
| 3/22/2016 | Kyle Johnson | Ball State | Muncie, Ind. | T-2nd | L, 9-8 |
| 3/05/2016 | Kyle Johnson | East Tennessee St. | Johnson City, Tenn. | T-7th | W, 19-6 |
| 3/20/2015 | Jack Picchiotti | Rutgers | Alexander Field | B-7th | W, 9-5 |
| 3/15/2015 | Ted Snidanko* | Northern Illinois | Westfield, Ind. | B-6th | W, 23-5 |
| 3/15/2013 | Sean McHugh | Michigan | Ann Arbor, Mich. | T-6th | W, 12-9 |
| 4/27/2012 | Barrett Serrato | Michigan State | Lambert Field | B-4th | W, 6-2 |
| 2/19/2012 | Cameron Perkins | Notre Dame | St. Petersburg, Fla. | T-6th | W, 15-8 |
| 4/16/2010 | Drew Madia | Penn State | Lambert Field | B-2nd | W, 18-7 |
| 4/06/2010 | Dominick D'Agata* | Valparaiso | Lambert Field | B-7th | W, 14-5 |
| *First Home Run as a Boilermaker | | | | | |

| HIGHEST SCORING WEEKENDS AT ALEXANDER FIELD (Since 2013) | | | | |
|--|-------|---------------|----------------------|--|
| Dates | Games | Combined Runs | Opponent | Results |
| 4/09-10/2022 | 3 | 61 | Indiana | 2 Wins, 1 Loss 17-0, 3-10, 16-15 |
| 3/15-17/2024 | 4 | 59 | Samford | 2 Wins, 2 Losses 1-5, 6-1, 13-12, 10-11 |
| 3/28-30/2025 | 3 | 57 | UCLA | 3 Losses 5-8, 12-13, 3-16 |
| 3/09-10/2024 | 4 | 56 | UAlbany | 4 Wins 11-3, 6-1, 16-6, 12-1 |
| 4/19-21/2024 | 3 | 55 | East Tennessee State | 1 Win, 2 Losses 7-9, 18-7, 2-12 |
| 4/13-14/2018 | 2 | 55 | Minnesota | 2 Losses 22-7, 18-8 |
| 4/29-5/01/2022 | 3 | 53 | Michigan | 2 Wins, 1 Loss 18-4, 12-4, 2-13 |
| 3/21-22/2025 | 3 | 52 | Michigan | 1 Win, 2 Losses 3-13, 9-6, 9-12 |
| 5/16-18/2025 | 3 | 50 | Illinois | 3 Losses 4-5, 4-9, 10-18 |
| 4/05-07/2013 | 3 | 50 | Northwestern | 1 Win, 2 Losses 13-4, 6-10, 4-13 |

| PURDUE'S 20-HIT GAMES (Since 2001) | | | | | |
|------------------------------------|----------------------|-----------|-----------|----------|----------------|
| Date | Opponent | Hits | Singles | XBH | Result |
| 2/22/2025 | vs Niagara | 20 | 12 | 8 | W, 16-4 |
| 4/14/2024 | Michigan St. | 22 | 15 | 7 | W, 21-1 |
| 4/29/2022 | Michigan | 20 | 17 | 3 | W, 18-4 |
| 3/22/2017 | at Ball St. | 21 | 19 | 2 | W, 16-4 |
| 3/15/2015 | vs Northern Ill. | 24 | 15 | 9 | W, 23-5 |
| 3/09/2013 | at UIC | 20 | 15 | 5 | W, 17-10 |
| 5/06/2012 | at UCLA | 20 | 17 | 3 | W, 15-11 (10) |
| 3/10/2012 | at Murray St. | 30 | 22 | 8 | W, 22-1 |
| 4/16/2010 | Penn St. | 21 | 11 | 10 | W, 18-7 |
| 3/26/2010 | Chicago St. | 20 | 15 | 5 | W, 19-1 |
| 4/22/2009 | Butler | 25 | 19 | 6 | W, 18-4 |
| 4/01/2009 | at Purdue Fort Wayne | 22 | 12 | 10 | L, 22-19 |
| 5/22/2008 | vs Penn St. | 21 | 15 | 6 | W, 15-6 |
| 5/17/2008 | at Illinois | 20 | 8 | 12 | W, 11-2 |
| 5/16/2008 | at Illinois | 21 | 12 | 9 | W, 14-4 |
| 4/06/2008 | at Iowa | 20 | 12 | 8 | W, 16-3 |
| 3/26/2008 | Valparaiso | 20 | 14 | 6 | W, 15-0 |
| 5/11/2007 | Iowa | 20 | 13 | 7 | W, 13-4 |
| 4/16/2006 | at Indiana | 26 | 14 | 12 | W, 25-8 |
| 5/18/2005 | at Cleveland St. | 20 | 14 | 6 | W, 16-4 |
| 3/20/2004 | at Jacksonville St. | 21 | 15 | 6 | W, 13-7 |
| 5/11/2003 | at Indiana | 24 | 9 | 13 | W, 20-7 |
| 4/20/2003 | at Iowa | 20 | 13 | 7 | W, 18-6 |
| 3/07/2003 | at Kentucky | 21 | 17 | 4 | W, 16-3 |
| 4/07/2001 | at Northwestern | 23 | 12 | 11 | W, 20-11 |

| PURDUE'S TOP STRIKEOUT TOTALS | | | |
|------------------------------------|------------|--------------------|---|
| Date | Strikeouts | Opponent (Innings) | Purdue Pitchers (Ks) |
| 3/29/2022 | 19 | UIC (9) | Wansing (6), Backer (5), Daniel (2), Lohman (2), Stephen (2), Weins (2) |
| 4/10/2019 | 18 | at Indiana (9 1/3) | Kulak (6), Moore (3), Peterson (2), Johnson (2), Hofstra (5) |
| 2/22/2025 | 17 | Niagara (9) | Storey (10), Beuter (7) |
| 3/23/2002 | 17 | Miami Univ. (9) | Blasko (15), Coudron (2) |
| 2/23/2025 | 16 | Niagara (9) | Trenerry (5), Olson (7), Kolze (1), Sawyer (1), Milburn (2) |
| 3/09/2019 | 16 | vs. NJIT (9) | Smith (7), Peterson (9) |
| 3/20/2010 | 16 | at Ohio (9) | Morgan (14), Mascarello (2) |
| 3/20/2024 | 15 | UIC (14) | Van Assen (3), Pratt (1), Suval (4), Dannelley (3), Cook (2), Doorn (1), Lohman (1) |
| 15 Strikeouts on 9 Other Occasions | | | |

| SCORED 50+ RUNS OVER A 5-GAME STRETCH (BBCOR Bat Era, 2011-Present) | | | |
|---|------------|--|---|
| Year | Total Runs | Opponents | Game Scores |
| 2023 | 66 | Akron (3x) Ole Miss (2x) | W, 17-9 W, 13-0 (7 Innings) W, 23-4 (7 Innings) L, 15-7 L, 7-6 (10 Innings) |
| 2018 | 63 | Northwestern (3x) Purdue Fort Wayne at Ball State | W, 8-7 W, 9-5 W, 9-2 W, 27-3 W, 10-8 |
| 2024 | 62 | Michigan State (3x) Ball State East Tennessee State | W, 7-2 W, 14-0 W, 21-1 W, 13-3 (7 Innings) L, 9-7 |
| 2025 | 61 | Stephen F. Austin (2x) Niagara (3x) | W, 14-2 W, 16-12 W, 6-4 W, 16-4 W, 9-0 |
| 2022 | 59 | Northern Illinois Indiana State Indiana (3x) | W, 17-14 L, 10-6 (10 Innings) W, 17-0 L, 10-3 W, 16-15 |
| 2012 | 57 | at Murray State (2x) at Missouri State at Wichita State (2x) | W, 22-1 W, 13-2 W, 4-2 W, 8-3 W, 10-5 |
| 2024 | 56 | UAlbany (4x) Northern Illinois | W, 11-3 W, 6-1 W, 16-6 (7 Innings) W, 12-1 (7 Innings) W, 11-1 |
| 2011 | 56 | vs Pitt at Morehead State (2x) | W, 5-3 W, 11-8 L, 10-9 (11 Innings) W, 18-1 W, 17-9 |
| 2025 | 55 | vs Akron (4x) at Indiana State | W, 5-0 W, 13-3 L, 10-9 (11 Innings) W, 14-4 (8 Innings) W, 14-4 (8 Innings) |

| YEARLY HIGHS FOR RUNNERS LEFT ON BASE (Since 2001) | | | | | | |
|--|-----|------|----------|------|------------------|-------------|
| Date | LOB | Hits | BB + HBP | Runs | Opponent | Result |
| 4/08/2025 | 14 | 8 | 14 | 8 | Indiana State | L, 9-8 (10) |
| 2/22/2025 | 14 | 20 | 13 | 16 | vs Niagara | W, 16-4 |
| 3/17/2024 | 15 | 10 | 14 | 10 | Samford | L, 11-10 |
| 3/12/2023 | 14 | 9 | 7 | 1 | at Ole Miss | L, 6-1 |
| 4/24/2022 | 17 | 16 | 8 | 6 | Belmont | L, 8-6 |
| 4/19/2021 | 14 | 16 | 16 | 20 | at Illinois | W, 20-6 |
| 3/08/2020 | 12 | 20 | 9 | 19 | at WKU | W, 19-1 |
| 3/24/2019 | 15 | 11 | 15 | 9 | at N'western | W, 9-7 |
| 3/10/2018 | 16 | 19 | 11 | 12 | at Tulane | W, 12-8 |
| 3/10/2017 | 12 | 14 | 7 | 8 | at CSUN | L, 16-8 |
| 3/22/2017 | 12 | 21 | 11 | 16 | at Ball St. | W, 16-4 |
| 2/21/2016 | 15 | 13 | 8 | 5 | at Georgia St. | W, 5-3 |
| 3/22/2015 | 12 | 6 | 8 | 2 | Rutgers | L, 5-2 |
| 4/11/2015 | 12 | 13 | 3 | 5 | at Illinois | L, 10-5 |
| 4/15/2014 | 13 | 10 | 10 | 5 | Butler | W, 5-4 (10) |
| 4/29/2014 | 13 | 13 | 8 | 8 | at Illinois St. | W, 8-6 |
| 3/12/2013 | 13 | 12 | 9 | 7 | at Cincinnati | W, 7-4 |
| 3/30/2013 | 13 | 11 | 8 | 5 | at Penn St. | W, 5-4 (10) |
| 5/11/2013 | 13 | 8 | 11 | 6 | at Michigan | L, 10-6 |
| 3/11/2012 | 15 | 17 | 7 | 13 | at Murray St. | W, 13-2 |
| 4/08/2012 | 15 | 14 | 8 | 8 | at N'western | W, 8-4 |
| 3/20/2011 | 16 | 19 | 12 | 12 | at Tenn. Tech | W, 12-4 |
| 3/07/2010 | 17 | 10 | 11 | 2 | at Southern Ill. | L, 6-2 |
| 5/21/2009 | 15 | 15 | 13 | 12 | vs Michigan St | W, 12-9 |
| 3/26/2008 | 13 | 20 | 6 | 15 | Valparaiso | W, 15-0 |
| 3/13/2007 | 15 | 17 | 5 | 8 | at UAB | L, 15-8 |
| 3/25/2006 | 14 | 19 | 6 | 16 | Chicago St. | W, 16-6 |
| 4/09/2006 | 14 | 12 | 5 | 4 | Michigan St. | W, 4-3 |
| 4/26/2006 | 14 | 17 | 11 | 13 | Valparaiso | W, 13-4 |
| 4/20/2005 | 15 | 17 | 6 | 7 | at Notre Dame | L, 9-7 (12) |
| 5/12/2004 | 15 | 8 | 9 | 1 | at Xavier | L, 3-1 |
| 3/16/2003 | 12 | 19 | 6 | 14 | at MTSU | W, 14-3 |
| 4/02/2003 | 12 | 18 | 10 | 14 | at Ball St. | L, 17-14 |
| 3/02/2002 | 12 | 10 | 11 | 7 | vs UNLV | L, 11-7 |
| 3/23/2002 | 12 | 17 | 7 | 12 | Miami (Ohio) | W, 12-2 |
| 4/24/2001 | 15 | 16 | 11 | 13 | at Valparaiso | W, 13-6 |
| 4/29/2001 | 15 | 18 | 4 | 7 | at Indiana | L, 14-7 |
| 3/12/2023 | 14 | 9 | 7 | 1 | at Ole Miss | L, 6-1 |
| 4/24/2022 | 17 | 16 | 8 | 6 | Belmont | L, 8-6 |

2024 Purdue Baseball

Nebraska vs Purdue

May 22, 2024 at Omaha, Neb. (Charles Schwab Field)

Nebraska 6 (35-20)

Purdue 2 (33-24)

| Player | ab | r | h | rbi | bb | so | po | a | lob |
|----------------------|----|---|----|-----|----|----|----|---|-----|
| Brumbaugh, Cayden 2b | 3 | 0 | 0 | 0 | 0 | 1 | 1 | 1 | 0 |
| Stokes, Rhett 2b | 2 | 0 | 0 | 0 | 0 | 0 | 0 | 0 | 0 |
| Sanderson, Case rf | 5 | 0 | 3 | 1 | 0 | 0 | 0 | 0 | 0 |
| Caron, Josh c | 4 | 1 | 2 | 1 | 1 | 0 | 13 | 0 | 1 |
| Stone, Tyler 1b | 3 | 0 | 0 | 0 | 0 | 3 | 6 | 0 | 3 |
| Columbus, Ben 1b | 2 | 0 | 1 | 0 | 0 | 0 | 3 | 0 | 0 |
| Swansen, Gabe dh | 4 | 2 | 2 | 1 | 1 | 0 | 0 | 0 | 2 |
| Carey, Dylan ss | 4 | 1 | 2 | 0 | 1 | 1 | 2 | 1 | 0 |
| Evans, Cole lf | 5 | 0 | 1 | 1 | 0 | 1 | 2 | 0 | 1 |
| Silva, Riley cf | 3 | 1 | 0 | 1 | 1 | 1 | 0 | 0 | 0 |
| Overbeek, Joshua 3b | 3 | 1 | 1 | 1 | 1 | 1 | 0 | 4 | 3 |
| Sears, Brett p | 0 | 0 | 0 | 0 | 0 | 0 | 0 | 1 | 0 |
| Christo, Drew p | 0 | 0 | 0 | 0 | 0 | 0 | 0 | 0 | 0 |
| Totals | 38 | 6 | 12 | 6 | 5 | 8 | 27 | 7 | 10 |

| Player | ab | r | h | rbi | bb | so | po | a | lob |
|----------------------|----|---|---|-----|----|----|----|----|-----|
| BOLTON Jr., Mike lf | 3 | 0 | 0 | 0 | 0 | 1 | 2 | 0 | 0 |
| STEVENS, Jo 3b | 4 | 0 | 0 | 0 | 0 | 1 | 2 | 3 | 3 |
| GAFFNEY, Luke 1b | 4 | 1 | 1 | 1 | 0 | 2 | 11 | 0 | 0 |
| CASKENETTE, Connor c | 3 | 0 | 0 | 0 | 0 | 0 | 6 | 2 | 0 |
| SPENCE, Keenan rf | 2 | 0 | 0 | 0 | 1 | 2 | 1 | 0 | 0 |
| TAYLOR, Keenan ph | 1 | 0 | 0 | 0 | 0 | 0 | 0 | 0 | 0 |
| SUTTER, Logan dh | 3 | 1 | 1 | 0 | 0 | 2 | 0 | 0 | 1 |
| DOLNEY, Aaron ph | 1 | 0 | 0 | 0 | 0 | 1 | 0 | 0 | 0 |
| CORNBLUM, Couper cf | 4 | 0 | 0 | 0 | 0 | 2 | 2 | 0 | 1 |
| GASSER, Camden ss | 2 | 0 | 0 | 0 | 1 | 2 | 1 | 3 | 0 |
| GREEN, Thomas 2b | 3 | 0 | 0 | 1 | 0 | 0 | 2 | 3 | 0 |
| WAGNER, Luke p | 0 | 0 | 0 | 0 | 0 | 0 | 0 | 0 | 0 |
| PRATT, Davis p | 0 | 0 | 0 | 0 | 0 | 0 | 0 | 1 | 0 |
| COOK, Avery p | 0 | 0 | 0 | 0 | 0 | 0 | 0 | 1 | 0 |
| Totals | 30 | 2 | 2 | 2 | 2 | 13 | 27 | 13 | 5 |

| Score by Innings | 1 | 2 | 3 | 4 | 5 | 6 | 7 | 8 | 9 | R | H | E |
|------------------|---|---|---|---|---|---|---|---|---|---|----|---|
| Nebraska | 0 | 4 | 1 | 0 | 0 | 0 | 0 | 0 | 1 | 6 | 12 | 1 |
| Purdue | 1 | 1 | 0 | 0 | 0 | 0 | 0 | 0 | 0 | 2 | 2 | 0 |

E - Overbeek, J.(5). DP - Boilermakers 1. LOB - Huskers 10; Boilermakers 5. 2B - Sanderson, C(5); Swansen, G.(4); Carey, D.(16); Evans, C.(11); Overbeek, J.(6). HR - Caron, J.(12); Swansen, G.(2); GAFFNEY(13). HBP - BOLTON; CASKENETTE.

| Nebraska | ip | h | r | er | bb | so | ab | bf | np |
|---------------|-----|---|---|----|----|----|----|----|----|
| Sears, Brett | 6.0 | 2 | 2 | 1 | 2 | 9 | 21 | 24 | 99 |
| Christo, Drew | 3.0 | 0 | 0 | 0 | 0 | 4 | 9 | 10 | 27 |

| Purdue | ip | h | r | er | bb | so | ab | bf | np |
|--------------|-----|---|---|----|----|----|----|----|----|
| WAGNER, Luke | 2.0 | 6 | 5 | 5 | 2 | 3 | 12 | 14 | 63 |
| PRATT, Davis | 6.0 | 5 | 1 | 1 | 3 | 5 | 22 | 25 | 90 |
| COOK, Avery | 1.0 | 1 | 0 | 0 | 0 | 0 | 4 | 4 | 18 |

Win - Sears, B. (9-0). Loss - WAGNER (7-2). Save - Christo, D. (1).
HBP - by Sears, B. (BOLTON); by Christo, D. (CASKENETTE). Inherited runners/scored: None. Pitches/strikes: Sears, B. 99/62; Christo, D. 27/21; WAGNER 63/39; PRATT 90/57; A-COOK 18/11.

Umpires - HP: Jim Schaly 1B: Wilson Raynor 2B: Mark Wagers 3B: Rick Allen

Start: 7:02pm Time: 2:34 Attendance: 3542

Weather: 72; Sunny; SW 5 mph

WAGNER faced 1 batter in the 3rd.

PRATT faced 1 batter in the 9th.

2025 Purdue Baseball
Overall Statistics for Purdue (as of May 06, 2025)
(Home games Sorted by Batting avg)

Record: 13-10 Home: 13-10 Away: 0-0 Big Ten: 5-7

| Player | avg | gp-gs | ab | r | h | 2b | 3b | hr | rbi | tb | slg% | bb | hp | so | gdp | ob% | sf | sh | sb-att | po | a | e | fld% |
|---------------------|------|-------|-----|-----|-----|----|----|----|-----|-----|------|-----|----|-----|-----|------|----|----|--------|-----|-----|----|-------|
| 17 COOK, Lukas | .458 | 17-15 | 59 | 16 | 27 | 5 | 0 | 1 | 7 | 35 | .593 | 6 | 2 | 10 | 2 | .507 | 2 | 1 | 4-5 | 13 | 34 | 0 | 1.000 |
| 10 SUTTER, Logan | .369 | 23-23 | 84 | 23 | 31 | 7 | 0 | 7 | 23 | 59 | .702 | 15 | 1 | 16 | 3 | .456 | 3 | 0 | 1-1 | 152 | 17 | 0 | 1.000 |
| 44 SPENCE, Keenan | .338 | 19-18 | 65 | 10 | 22 | 5 | 0 | 2 | 11 | 33 | .508 | 5 | 3 | 22 | 2 | .400 | 2 | 0 | 2-2 | 40 | 1 | 2 | .953 |
| 2 GILL, Ty | .327 | 21-15 | 55 | 11 | 18 | 1 | 1 | 0 | 14 | 21 | .382 | 7 | 1 | 7 | 0 | .400 | 2 | 1 | 8-8 | 22 | 45 | 7 | .905 |
| 4 ROGERS, Brandon | .327 | 21-13 | 52 | 15 | 17 | 3 | 0 | 1 | 10 | 23 | .442 | 4 | 3 | 16 | 2 | .407 | 0 | 1 | 9-9 | 52 | 0 | 1 | .981 |
| 16 RUSSELL, Houston | .286 | 20-15 | 49 | 13 | 14 | 2 | 1 | 1 | 4 | 21 | .429 | 10 | 4 | 9 | 2 | .444 | 0 | 2 | 1-1 | 101 | 9 | 0 | 1.000 |
| 20 MANIAS, Aaron | .270 | 23-20 | 63 | 12 | 17 | 4 | 0 | 4 | 20 | 33 | .524 | 12 | 7 | 16 | 1 | .439 | 0 | 1 | 0-0 | 15 | 0 | 1 | .938 |
| 8 ANDERSON, Brandon | .235 | 23-23 | 81 | 22 | 19 | 1 | 0 | 5 | 19 | 35 | .432 | 17 | 11 | 13 | 2 | .431 | 0 | 0 | 3-3 | 19 | 22 | 5 | .891 |
| 1 CHOI, Albert | .184 | 23-22 | 76 | 11 | 14 | 4 | 0 | 1 | 12 | 21 | .276 | 8 | 8 | 14 | 2 | .323 | 1 | 0 | 9-11 | 51 | 1 | 1 | .981 |
| ----- | | | | | | | | | | | | | | | | | | | | | | | |
| 3 ANDERSON, Eli | .320 | 15-6 | 25 | 5 | 8 | 1 | 0 | 0 | 6 | 9 | .360 | 1 | 1 | 4 | 0 | .370 | 0 | 1 | 9-10 | 17 | 0 | 0 | 1.000 |
| 19 MOORE, Avery | .250 | 12-1 | 12 | 1 | 3 | 1 | 0 | 0 | 2 | 4 | .333 | 1 | 0 | 2 | 0 | .286 | 1 | 0 | 0-0 | 4 | 2 | 0 | 1.000 |
| 21 RICHMOND, CJ | .225 | 11-11 | 40 | 9 | 9 | 2 | 1 | 2 | 13 | 19 | .475 | 7 | 3 | 17 | 1 | .373 | 1 | 0 | 0-1 | 0 | 0 | 0 | .000 |
| 14 NOWIK, Breck | .217 | 20-5 | 23 | 3 | 5 | 2 | 0 | 1 | 4 | 10 | .435 | 2 | 1 | 5 | 1 | .308 | 0 | 1 | 4-4 | 22 | 7 | 0 | 1.000 |
| 13 DeCELLO, Sergio | .200 | 12-8 | 25 | 5 | 5 | 0 | 0 | 1 | 4 | 8 | .320 | 1 | 9 | 6 | 2 | .429 | 0 | 0 | 1-1 | 62 | 4 | 1 | .985 |
| 7 GASSER, Camden | .171 | 16-12 | 35 | 11 | 6 | 0 | 0 | 0 | 0 | 6 | .171 | 13 | 1 | 16 | 0 | .408 | 0 | 1 | 2-2 | 17 | 37 | 1 | .982 |
| 23 GRAY, Amir | .000 | 1-0 | 1 | 0 | 0 | 0 | 0 | 0 | 0 | 0 | .000 | 0 | 0 | 0 | 0 | .000 | 0 | 0 | 0-0 | 0 | 0 | 0 | .000 |
| 15 BRIGGS, Will | .000 | 3-0 | 0 | 0 | 0 | 0 | 0 | 0 | 1 | 0 | .000 | 1 | 0 | 0 | 0 | .500 | 1 | 0 | 0-0 | 7 | 1 | 0 | 1.000 |
| 34 MALOTT, Corbin | .000 | 13-0 | 0 | 3 | 0 | 0 | 0 | 0 | 0 | 0 | .000 | 0 | 0 | 0 | 0 | .000 | 0 | 1 | 2-3 | 1 | 0 | 0 | 1.000 |
| Totals | .289 | 23 | 745 | 170 | 215 | 38 | 3 | 26 | 150 | 337 | .452 | 110 | 55 | 173 | 20 | .412 | 13 | 10 | 55-61 | 609 | 205 | 21 | .975 |
| Opponents | .294 | 23 | 807 | 154 | 237 | 42 | 4 | 26 | 147 | 365 | .452 | 101 | 43 | 165 | 16 | .394 | 16 | 7 | 13-18 | 573 | 208 | 27 | .967 |

LOB - Team (190), Opp (211). DPs turned - Team (18), Opp (23). IBB - Team (4), SUTTER 2, B-ANDERSON 1, L-COOK 1, Opp (11).
Picked off - RICHMOND 2, ROGERS 1, RUSSELL 1.

(Home games Sorted by Earned run avg)

| Player | era | w-l | app | gs | cg | sho | sv | ip | h | r | er | bb | so | 2b | 3b | hr | b/avg | wp | hp | bk | sfa | sha |
|---------------------|-------|-------|-----|----|----|-----|----|-------|-----|-----|-----|-----|-----|----|----|----|-------|----|----|----|-----|-----|
| 26 VAN ASSEN, Cole | 4.66 | 4-2 | 6 | 6 | 0 | 0/0 | 0 | 29.0 | 28 | 15 | 15 | 8 | 23 | 4 | 0 | 1 | .248 | 3 | 4 | 0 | 1 | 0 |
| 36 DOORN, Carter | 5.18 | 1-2 | 5 | 5 | 0 | 0/0 | 0 | 24.1 | 22 | 15 | 14 | 15 | 18 | 3 | 1 | 3 | .239 | 1 | 2 | 0 | 2 | 0 |
| ----- | | | | | | | | | | | | | | | | | | | | | | |
| 25 OLSON, Brayden | 0.00 | 0-0 | 1 | 0 | 0 | 0/0 | 0 | 0.1 | 1 | 0 | 0 | 1 | 1 | 0 | 0 | 0 | .500 | 0 | 1 | 0 | 0 | 0 |
| 52 GALLAGHER, Chris | 2.25 | 0-0 | 5 | 0 | 0 | 0/0 | 0 | 4.0 | 5 | 1 | 1 | 4 | 1 | 1 | 0 | 1 | .357 | 0 | 1 | 0 | 2 | 0 |
| 43 COOK, Avery | 4.79 | 2-1 | 16 | 0 | 0 | 0/0 | 6 | 20.2 | 24 | 13 | 11 | 5 | 22 | 5 | 1 | 2 | .279 | 0 | 5 | 0 | 2 | 0 |
| 22 STOREY, Easton | 4.98 | 2-1 | 6 | 6 | 0 | 0/0 | 0 | 21.2 | 21 | 15 | 12 | 14 | 21 | 3 | 0 | 3 | .250 | 1 | 4 | 0 | 0 | 1 |
| 18 TRENERRY, Joe | 5.40 | 1-0 | 2 | 0 | 0 | 0/0 | 0 | 3.1 | 3 | 2 | 2 | 1 | 3 | 0 | 0 | 0 | .250 | 1 | 1 | 0 | 0 | 0 |
| 27 KOLZE, Nick | 5.62 | 0-0 | 6 | 0 | 0 | 0/0 | 0 | 8.0 | 12 | 9 | 5 | 6 | 3 | 5 | 0 | 1 | .333 | 2 | 0 | 0 | 0 | 0 |
| 31 VALLONE, Michael | 5.66 | 1-0 | 10 | 0 | 0 | 0/0 | 0 | 20.2 | 21 | 14 | 13 | 8 | 23 | 5 | 0 | 2 | .269 | 0 | 8 | 1 | 3 | 1 |
| 33 KLUG, Austin | 5.68 | 0-0 | 9 | 1 | 0 | 0/0 | 1 | 12.2 | 12 | 8 | 8 | 6 | 9 | 2 | 0 | 0 | .255 | 4 | 1 | 0 | 1 | 1 |
| 37 MILBURN, Isaac | 6.14 | 2-2 | 13 | 1 | 0 | 0/0 | 0 | 22.0 | 25 | 18 | 15 | 13 | 21 | 4 | 1 | 2 | .291 | 2 | 5 | 0 | 1 | 1 |
| 28 HAYDEN, Enas | 6.75 | 0-0 | 4 | 0 | 0 | 0/0 | 0 | 4.0 | 8 | 4 | 3 | 3 | 3 | 2 | 0 | 1 | .471 | 0 | 0 | 0 | 1 | 1 |
| 42 GUILIANO, Justin | 8.53 | 0-0 | 6 | 0 | 0 | 0/0 | 0 | 6.1 | 5 | 6 | 6 | 6 | 6 | 1 | 0 | 1 | .227 | 0 | 2 | 0 | 1 | 1 |
| 30 FINLEY, Maclane | 9.24 | 0-1 | 7 | 3 | 0 | 0/0 | 0 | 12.2 | 21 | 13 | 13 | 5 | 7 | 4 | 0 | 5 | .375 | 0 | 4 | 0 | 0 | 0 |
| 29 BEUTER, Gavin | 10.50 | 0-1 | 8 | 1 | 0 | 0/0 | 0 | 12.0 | 25 | 15 | 14 | 4 | 2 | 3 | 1 | 4 | .455 | 3 | 1 | 0 | 1 | 1 |
| 40 SAWYER, Barron | 40.50 | 0-0 | 3 | 0 | 0 | 0/0 | 0 | 1.1 | 4 | 6 | 6 | 2 | 2 | 0 | 0 | 0 | .571 | 1 | 4 | 0 | 1 | 0 |
| Totals | 6.12 | 13-10 | 23 | 23 | 0 | 0/0 | 7 | 203.0 | 237 | 154 | 138 | 101 | 165 | 42 | 4 | 26 | .294 | 18 | 43 | 1 | 16 | 7 |
| Opponents | 7.16 | 10-13 | 23 | 23 | 1 | 0/0 | 7 | 191.0 | 215 | 170 | 152 | 110 | 173 | 38 | 3 | 26 | .289 | 20 | 55 | 0 | 13 | 10 |

PB - Team (3), DECELLO 2, RUSSELL 1, Opp (4). Pickoffs - Team (5), BEUTER 2, MILBURN 2, VALLONE 1, Opp (4). SBA/ATT - RUSSELL (7-11), VAN ASSEN (4-6), DECELLO (4-5), VALLONE (3-3), DOORN (2-2), HAYDEN (1-2), FINLEY (1-2), GALLAGHER (0-1), MILBURN (1-1), BEUTER (1-1).

2025 Purdue Baseball
Overall Statistics for Purdue (as of May 11, 2025)
(Last 5 Games Sorted by Batting avg)

Record: 3-2 Home: 2-0 Away: 1-2 Big Ten: 2-2

| Player | avg | gp-gs | ab | r | h | 2b | 3b | hr | rbi | tb | slg% | bb | hp | so | gdp | ob% | sf | sh | sb-att | po | a | e | fld% |
|---------------------|------|-------|-----|----|----|----|----|----|-----|----|-------|----|----|----|-----|-------|----|----|--------|-----|----|---|-------|
| 44 SPENCE, Keenan | .455 | 4-3 | 11 | 4 | 5 | 1 | 0 | 2 | 5 | 12 | 1.091 | 0 | 0 | 1 | 0 | .455 | 0 | 0 | 0-0 | 8 | 0 | 0 | 1.000 |
| 3 ANDERSON, Eli | .450 | 5-5 | 20 | 2 | 9 | 1 | 0 | 0 | 4 | 10 | .500 | 0 | 0 | 4 | 0 | .450 | 0 | 1 | 5-6 | 9 | 0 | 0 | 1.000 |
| 10 SUTTER, Logan | .375 | 5-5 | 16 | 4 | 6 | 1 | 0 | 1 | 4 | 10 | .625 | 3 | 0 | 5 | 0 | .474 | 0 | 0 | 1-1 | 30 | 1 | 0 | 1.000 |
| 20 MANIAS, Aaron | .313 | 5-5 | 16 | 4 | 5 | 1 | 0 | 2 | 5 | 12 | .750 | 2 | 0 | 0 | 0 | .389 | 0 | 1 | 0-0 | 7 | 0 | 0 | 1.000 |
| 17 COOK, Lukas | .222 | 5-5 | 18 | 3 | 4 | 1 | 0 | 0 | 0 | 5 | .278 | 1 | 0 | 5 | 1 | .263 | 0 | 0 | 0-1 | 5 | 11 | 0 | 1.000 |
| 8 ANDERSON, Brandon | .200 | 5-5 | 15 | 6 | 3 | 0 | 0 | 1 | 2 | 6 | .400 | 4 | 3 | 1 | 1 | .455 | 0 | 0 | 3-3 | 4 | 6 | 1 | .909 |
| 16 RUSSELL, Houston | .182 | 4-4 | 11 | 3 | 2 | 0 | 0 | 0 | 1 | 2 | .182 | 2 | 1 | 2 | 0 | .357 | 0 | 0 | 0-0 | 21 | 0 | 0 | 1.000 |
| 21 RICHMOND, CJ | .143 | 5-4 | 14 | 1 | 2 | 0 | 1 | 0 | 3 | 4 | .286 | 1 | 0 | 7 | 0 | .200 | 0 | 0 | 0-0 | 0 | 0 | 0 | .000 |
| ----- | | | | | | | | | | | | | | | | | | | | | | | |
| 2 GILL, Ty | .333 | 4-3 | 9 | 3 | 3 | 1 | 0 | 0 | 0 | 4 | .444 | 1 | 1 | 2 | 0 | .455 | 0 | 0 | 2-2 | 5 | 9 | 0 | 1.000 |
| 1 CHOI, Albert | .222 | 4-3 | 9 | 0 | 2 | 1 | 0 | 0 | 0 | 3 | .333 | 0 | 0 | 1 | 0 | .222 | 0 | 0 | 0-0 | 8 | 0 | 0 | 1.000 |
| 14 NOWIK, Breck | .200 | 5-1 | 5 | 0 | 1 | 0 | 0 | 0 | 0 | 1 | .200 | 1 | 0 | 0 | 0 | .333 | 0 | 0 | 0-0 | 8 | 3 | 0 | 1.000 |
| 13 DeCELLO, Sergio | .200 | 3-1 | 5 | 0 | 1 | 0 | 1 | 0 | 0 | 3 | .600 | 0 | 1 | 4 | 0 | .333 | 0 | 0 | 0-0 | 8 | 1 | 0 | 1.000 |
| 7 GASSER, Camden | .000 | 4-1 | 5 | 0 | 0 | 0 | 0 | 0 | 0 | 0 | .000 | 0 | 0 | 2 | 0 | .000 | 0 | 0 | 0-0 | 2 | 6 | 0 | 1.000 |
| 19 MOORE, Avery | .000 | 1-0 | 1 | 0 | 0 | 0 | 0 | 0 | 0 | 0 | .000 | 0 | 0 | 0 | 0 | .000 | 0 | 0 | 0-0 | 0 | 0 | 0 | .000 |
| 15 BRIGGS, Will | .000 | 1-0 | 0 | 0 | 0 | 0 | 0 | 0 | 1 | 0 | .000 | 0 | 0 | 0 | 0 | .000 | 1 | 0 | 0-0 | 0 | 0 | 0 | .000 |
| 4 ROGERS, Brandon | .000 | 3-0 | 0 | 0 | 0 | 0 | 0 | 0 | 0 | 0 | .000 | 1 | 0 | 0 | 0 | 1.000 | 0 | 0 | 0-0 | 3 | 0 | 0 | 1.000 |
| 34 MALOTT, Corbin | .000 | 1-0 | 0 | 0 | 0 | 0 | 0 | 0 | 0 | 0 | .000 | 0 | 0 | 0 | 0 | .000 | 0 | 0 | 0-0 | 0 | 0 | 0 | .000 |
| Totals | .277 | 5 | 155 | 30 | 43 | 7 | 2 | 6 | 25 | 72 | .465 | 16 | 6 | 34 | 2 | .365 | 1 | 2 | 11-13 | 118 | 41 | 2 | .988 |
| Opponents | .288 | 5 | 146 | 32 | 42 | 7 | 0 | 3 | 31 | 58 | .397 | 23 | 9 | 29 | 4 | .404 | 5 | 4 | 1-2 | 119 | 46 | 4 | .976 |

LOB - Team (31), Opp (37). DPs turned - Team (5), Opp (4). IBB - Team (3), SUTTER 1, L-COOK 1, B-ANDERSON 1, Opp (1). Picked off - RICHMOND 1.

(Last 5 Games Sorted by Earned run avg)

| Player | era | w-l | app | gs | cg | sho | sv | ip | h | r | er | bb | so | 2b | 3b | hr | b/avg | wp | hp | bk | sfa | sha |
|---------------------|-------|-----|-----|----|----|-----|----|------|----|----|----|----|----|----|----|----|-------|----|----|----|-----|-----|
| 31 VALLONE, Michael | 1.17 | 1-0 | 2 | 0 | 0 | 0/0 | 0 | 7.2 | 4 | 2 | 1 | 0 | 7 | 0 | 0 | 0 | .167 | 0 | 2 | 0 | 1 | 1 |
| 37 MILBURN, Isaac | 4.50 | 0-0 | 2 | 0 | 0 | 0/0 | 0 | 6.0 | 6 | 3 | 3 | 2 | 8 | 1 | 0 | 0 | .273 | 0 | 0 | 0 | 1 | 0 |
| 22 STOREY, Easton | 8.53 | 1-1 | 2 | 2 | 0 | 0/0 | 0 | 6.1 | 3 | 6 | 6 | 7 | 6 | 0 | 0 | 0 | .143 | 3 | 1 | 0 | 0 | 1 |
| ----- | | | | | | | | | | | | | | | | | | | | | | |
| 29 BEUTER, Gavin | 0.00 | 0-0 | 1 | 0 | 0 | 0/0 | 0 | 0.2 | 0 | 0 | 0 | 2 | 1 | 0 | 0 | 0 | .000 | 0 | 0 | 0 | 0 | 0 |
| 28 HAYDEN, Enas | 0.00 | 0-0 | 1 | 0 | 0 | 0/0 | 0 | 0.0 | 2 | 0 | 0 | 0 | 0 | 0 | 0 | 0 | 1.000 | 0 | 0 | 0 | 0 | 0 |
| 26 VAN ASSEN, Cole | 2.08 | 0-0 | 1 | 1 | 0 | 0/0 | 0 | 4.1 | 5 | 1 | 1 | 3 | 0 | 2 | 0 | 0 | .294 | 0 | 1 | 0 | 0 | 0 |
| 43 COOK, Avery | 6.75 | 0-0 | 2 | 0 | 0 | 0/0 | 1 | 4.0 | 4 | 3 | 3 | 2 | 0 | 2 | 0 | 1 | .308 | 0 | 2 | 0 | 2 | 0 |
| 18 TRENERRY, Joe | 10.12 | 1-0 | 2 | 0 | 0 | 0/0 | 0 | 2.2 | 2 | 3 | 3 | 1 | 2 | 0 | 0 | 0 | .222 | 0 | 1 | 0 | 0 | 0 |
| 33 KLUG, Austin | 11.25 | 0-0 | 2 | 1 | 0 | 0/0 | 0 | 4.0 | 7 | 5 | 5 | 2 | 3 | 1 | 0 | 1 | .412 | 0 | 1 | 0 | 1 | 1 |
| 36 DOORN, Carter | 19.29 | 0-1 | 1 | 1 | 0 | 0/0 | 0 | 2.1 | 5 | 5 | 5 | 4 | 1 | 1 | 0 | 0 | .455 | 1 | 0 | 0 | 0 | 1 |
| 42 GUILIANO, Justin | 20.25 | 0-0 | 1 | 0 | 0 | 0/0 | 0 | 1.1 | 2 | 3 | 3 | 0 | 1 | 0 | 0 | 1 | .333 | 0 | 1 | 0 | 0 | 0 |
| 30 FINLEY, Maclane | 99.00 | 0-0 | 1 | 0 | 0 | 0/0 | 0 | 0.0 | 2 | 1 | 1 | 0 | 0 | 0 | 0 | 0 | 1.000 | 0 | 0 | 0 | 0 | 0 |
| Totals | 7.09 | 3-2 | 5 | 5 | 0 | 0/0 | 1 | 39.1 | 42 | 32 | 31 | 23 | 29 | 7 | 0 | 3 | .288 | 4 | 9 | 0 | 5 | 4 |
| Opponents | 5.45 | 2-3 | 5 | 5 | 0 | 1/1 | 1 | 39.2 | 43 | 30 | 24 | 16 | 34 | 7 | 2 | 6 | .277 | 3 | 6 | 1 | 1 | 2 |

PB - Team (0), Opp (1). Pickoffs - Team (0), Opp (1). SBA/ATT - A-COOK (1-1), RUSSELL (1-1), VAN ASSEN (0-1), DECELLO (0-1).

2025 Purdue Baseball
Overall Statistics for Purdue (as of May 11, 2025)
(Last 10 Games Sorted by Batting avg)

Record: 6-4 Home: 4-1 Away: 2-3 Big Ten: 4-4

| Player | avg | gp-gs | ab | r | h | 2b | 3b | hr | rbi | tb | slg% | bb | hp | so | gdp | ob% | sf | sh | sb-att | po | a | e | fld% |
|---------------------|------|-------|-----|----|----|----|----|----|-----|-----|------|----|----|----|-----|------|----|----|--------|-----|-----|---|-------|
| 3 ANDERSON, Eli | .457 | 9-9 | 35 | 5 | 16 | 1 | 0 | 0 | 8 | 17 | .486 | 0 | 1 | 6 | 0 | .472 | 0 | 2 | 8-9 | 17 | 0 | 0 | 1.000 |
| 20 MANIAS, Aaron | .423 | 9-9 | 26 | 8 | 11 | 3 | 0 | 3 | 13 | 23 | .885 | 5 | 1 | 1 | 0 | .531 | 0 | 1 | 0-0 | 12 | 0 | 0 | 1.000 |
| 10 SUTTER, Logan | .364 | 10-10 | 33 | 10 | 12 | 2 | 0 | 2 | 9 | 20 | .606 | 7 | 1 | 8 | 1 | .476 | 1 | 0 | 1-1 | 61 | 3 | 0 | 1.000 |
| 7 GASSER, Camden | .304 | 9-6 | 23 | 6 | 7 | 0 | 0 | 0 | 3 | 7 | .304 | 4 | 1 | 6 | 0 | .429 | 0 | 1 | 0-1 | 8 | 17 | 0 | 1.000 |
| 1 CHOI, Albert | .286 | 9-8 | 28 | 2 | 8 | 4 | 0 | 0 | 3 | 12 | .429 | 0 | 0 | 3 | 0 | .276 | 1 | 0 | 0-1 | 22 | 0 | 0 | 1.000 |
| 16 RUSSELL, Houston | .259 | 9-9 | 27 | 6 | 7 | 0 | 0 | 0 | 2 | 7 | .259 | 4 | 3 | 4 | 0 | .412 | 0 | 1 | 0-0 | 62 | 2 | 0 | 1.000 |
| 21 RICHMOND, CJ | .226 | 10-9 | 31 | 6 | 7 | 2 | 1 | 0 | 8 | 11 | .355 | 4 | 1 | 11 | 1 | .324 | 1 | 0 | 0-1 | 0 | 0 | 0 | .000 |
| 8 ANDERSON, Brandon | .147 | 10-10 | 34 | 10 | 5 | 0 | 0 | 1 | 3 | 8 | .235 | 5 | 7 | 3 | 1 | .370 | 0 | 0 | 3-3 | 10 | 10 | 1 | .952 |
| ----- | | | | | | | | | | | | | | | | | | | | | | | |
| 44 SPENCE, Keenan | .357 | 5-4 | 14 | 4 | 5 | 1 | 0 | 2 | 5 | 12 | .857 | 0 | 0 | 1 | 1 | .357 | 0 | 0 | 0-0 | 9 | 0 | 0 | 1.000 |
| 2 GILL, Ty | .333 | 9-4 | 15 | 5 | 5 | 1 | 0 | 0 | 1 | 6 | .400 | 2 | 1 | 3 | 0 | .444 | 0 | 0 | 2-2 | 9 | 19 | 0 | 1.000 |
| 14 NOWIK, Breck | .294 | 10-5 | 17 | 5 | 5 | 2 | 0 | 2 | 7 | 13 | .765 | 1 | 1 | 3 | 1 | .368 | 0 | 1 | 1-1 | 14 | 8 | 0 | 1.000 |
| 17 COOK, Lukas | .222 | 5-5 | 18 | 3 | 4 | 1 | 0 | 0 | 0 | 5 | .278 | 1 | 0 | 5 | 1 | .263 | 0 | 0 | 0-1 | 5 | 11 | 0 | 1.000 |
| 13 DeCELLO, Sergio | .200 | 3-1 | 5 | 0 | 1 | 0 | 1 | 0 | 0 | 3 | .600 | 0 | 1 | 4 | 0 | .333 | 0 | 0 | 0-0 | 8 | 1 | 0 | 1.000 |
| 19 MOORE, Avery | .000 | 2-1 | 3 | 0 | 0 | 0 | 0 | 0 | 0 | 0 | .000 | 0 | 0 | 1 | 0 | .000 | 0 | 0 | 0-0 | 0 | 0 | 0 | .000 |
| 15 BRIGGS, Will | .000 | 2-0 | 1 | 0 | 0 | 0 | 0 | 0 | 1 | 0 | .000 | 0 | 0 | 0 | 0 | .000 | 1 | 0 | 0-0 | 0 | 0 | 0 | .000 |
| 4 ROGERS, Brandon | .000 | 7-0 | 1 | 3 | 0 | 0 | 0 | 0 | 0 | 0 | .000 | 3 | 0 | 1 | 0 | .750 | 0 | 0 | 0-0 | 4 | 0 | 0 | 1.000 |
| 23 GRAY, Amir | .000 | 1-0 | 1 | 0 | 0 | 0 | 0 | 0 | 0 | 0 | .000 | 0 | 0 | 0 | 1 | .000 | 0 | 0 | 0-0 | 0 | 0 | 0 | .000 |
| 34 MALOTT, Corbin | .000 | 5-0 | 0 | 0 | 0 | 0 | 0 | 0 | 0 | 0 | .000 | 0 | 0 | 0 | 0 | .000 | 0 | 0 | 0-0 | 1 | 0 | 0 | 1.000 |
| Totals | .298 | 10 | 312 | 73 | 93 | 17 | 2 | 10 | 63 | 144 | .462 | 36 | 18 | 60 | 7 | .397 | 4 | 6 | 15-20 | 244 | 81 | 2 | .994 |
| Opponents | .277 | 10 | 307 | 55 | 85 | 14 | 1 | 7 | 53 | 122 | .397 | 40 | 15 | 71 | 7 | .379 | 7 | 6 | 7-9 | 242 | 101 | 8 | .977 |

LOB - Team (61), Opp (76). DPs turned - Team (8), Opp (9). IBB - Team (3), SUTTER 1, L-COOK 1, B-ANDERSON 1, Opp (3). Picked off - RICHMOND 1.

(Last 10 Games Sorted by Earned run avg)

| Player | era | w-l | app | gs | cg | sho | sv | ip | h | r | er | bb | so | 2b | 3b | hr | b/avg | wp | hp | bk | sfa | sha |
|---------------------|-------|-----|-----|----|----|-----|----|------|----|----|----|----|----|----|----|----|-------|----|----|----|-----|-----|
| 26 VAN ASSEN, Cole | 1.65 | 1-1 | 3 | 3 | 0 | 0/0 | 0 | 16.1 | 17 | 3 | 3 | 5 | 12 | 3 | 0 | 0 | .279 | 0 | 1 | 0 | 0 | 1 |
| 31 VALLONE, Michael | 5.68 | 2-0 | 4 | 1 | 0 | 0/0 | 0 | 12.2 | 9 | 9 | 8 | 3 | 13 | 0 | 1 | 1 | .205 | 0 | 4 | 0 | 1 | 1 |
| 22 STOREY, Easton | 6.10 | 2-1 | 3 | 3 | 0 | 0/0 | 0 | 10.1 | 6 | 7 | 7 | 8 | 13 | 1 | 0 | 1 | .167 | 3 | 2 | 0 | 0 | 1 |
| ----- | | | | | | | | | | | | | | | | | | | | | | |
| 29 BEUTER, Gavin | 0.00 | 0-0 | 2 | 0 | 0 | 0/0 | 0 | 1.2 | 0 | 0 | 0 | 2 | 1 | 0 | 0 | 0 | .000 | 0 | 0 | 0 | 0 | 0 |
| 28 HAYDEN, Enas | 0.00 | 0-0 | 1 | 0 | 0 | 0/0 | 0 | 0.0 | 2 | 0 | 0 | 0 | 0 | 0 | 0 | 0 | 1.000 | 0 | 0 | 0 | 0 | 0 |
| 37 MILBURN, Isaac | 4.15 | 0-0 | 4 | 0 | 0 | 0/0 | 0 | 8.2 | 7 | 4 | 4 | 4 | 8 | 1 | 0 | 0 | .233 | 0 | 1 | 0 | 1 | 1 |
| 43 COOK, Avery | 4.66 | 0-1 | 5 | 0 | 0 | 0/0 | 2 | 9.2 | 12 | 5 | 5 | 4 | 8 | 3 | 0 | 1 | .324 | 0 | 4 | 0 | 2 | 0 |
| 36 DOORN, Carter | 7.56 | 0-1 | 2 | 2 | 0 | 0/0 | 0 | 8.1 | 9 | 7 | 7 | 8 | 4 | 3 | 0 | 0 | .290 | 1 | 0 | 0 | 2 | 1 |
| 33 KLUG, Austin | 9.35 | 0-0 | 5 | 1 | 0 | 0/0 | 1 | 8.2 | 14 | 9 | 9 | 4 | 7 | 3 | 0 | 1 | .368 | 1 | 1 | 0 | 1 | 1 |
| 18 TRENERRY, Joe | 9.82 | 1-0 | 3 | 0 | 0 | 0/0 | 0 | 3.2 | 3 | 4 | 4 | 1 | 4 | 0 | 0 | 1 | .231 | 0 | 1 | 0 | 0 | 0 |
| 42 GUILIANO, Justin | 20.25 | 0-0 | 1 | 0 | 0 | 0/0 | 0 | 1.1 | 2 | 3 | 3 | 0 | 1 | 0 | 0 | 1 | .333 | 0 | 1 | 0 | 0 | 0 |
| 30 FINLEY, Maclane | 99.00 | 0-0 | 2 | 0 | 0 | 0/0 | 0 | 0.0 | 4 | 4 | 4 | 1 | 0 | 0 | 0 | 1 | 1.000 | 0 | 0 | 0 | 0 | 0 |
| Totals | 5.98 | 6-4 | 10 | 10 | 0 | 0/0 | 3 | 81.1 | 85 | 55 | 54 | 40 | 71 | 14 | 1 | 7 | .277 | 5 | 15 | 0 | 7 | 6 |
| Opponents | 7.03 | 4-6 | 10 | 10 | 0 | 1/1 | 3 | 80.2 | 93 | 73 | 63 | 36 | 60 | 17 | 2 | 10 | .298 | 10 | 18 | 1 | 4 | 6 |

PB - Team (1), RUSSELL 1, Opp (4). Pickoffs - Team (0), Opp (1). SBA/ATT - RUSSELL (7-8), VAN ASSEN (3-5), A-COOK (2-2), KLUG (1-1), DECELLO (0-1), FINLEY (1-1).

2025 Purdue Baseball
Overall Statistics for Purdue (as of May 10, 2025)
(Games won Sorted by Batting avg)

Record: 30-0 Home: 13-0 Away: 6-0 Neutral: 11-0 Big Ten: 10-0

| Player | avg | gp-gs | ab | r | h | 2b | 3b | hr | rbi | tb | slg% | bb | hp | so | gdp | ob% | sf | sh | sb-att | po | a | e | fld% |
|---------------------|------|-------|-----|-----|-----|----|----|----|-----|-----|------|-----|----|-----|-----|------|----|----|--------|-----|-----|----|-------|
| 10 SUTTER, Logan | .461 | 30-30 | 102 | 38 | 47 | 14 | 0 | 7 | 42 | 82 | .804 | 25 | 5 | 17 | 1 | .570 | 3 | 0 | 3-3 | 175 | 11 | 2 | .989 |
| 17 COOK, Lukas | .444 | 23-21 | 81 | 25 | 36 | 7 | 1 | 1 | 17 | 48 | .593 | 6 | 2 | 12 | 1 | .478 | 3 | 1 | 5-7 | 16 | 48 | 2 | .970 |
| 20 MANIAS, Aaron | .343 | 27-19 | 67 | 19 | 23 | 7 | 0 | 5 | 29 | 45 | .672 | 9 | 7 | 12 | 2 | .464 | 1 | 1 | 1-1 | 8 | 4 | 1 | .923 |
| 8 ANDERSON, Brandon | .330 | 29-29 | 100 | 44 | 33 | 7 | 0 | 6 | 27 | 58 | .580 | 19 | 19 | 12 | 0 | .511 | 1 | 1 | 4-4 | 22 | 34 | 4 | .933 |
| 44 SPENCE, Keenan | .325 | 25-24 | 77 | 18 | 25 | 7 | 0 | 5 | 21 | 47 | .610 | 11 | 5 | 31 | 1 | .432 | 2 | 0 | 1-1 | 39 | 1 | 0 | 1.000 |
| 2 GILL, Ty | .286 | 28-23 | 77 | 19 | 22 | 3 | 0 | 0 | 16 | 25 | .325 | 11 | 4 | 13 | 0 | .389 | 3 | 2 | 11-11 | 28 | 66 | 8 | .922 |
| 1 CHOI, Albert | .270 | 30-29 | 100 | 25 | 27 | 4 | 0 | 0 | 15 | 31 | .310 | 14 | 13 | 18 | 1 | .419 | 2 | 1 | 11-15 | 69 | 2 | 0 | 1.000 |
| 21 RICHMOND, CJ | .242 | 19-18 | 66 | 17 | 16 | 4 | 2 | 3 | 21 | 33 | .500 | 10 | 4 | 25 | 0 | .370 | 1 | 0 | 2-3 | 11 | 1 | 0 | 1.000 |
| ----- | | | | | | | | | | | | | | | | | | | | | | | |
| 5 CHRISMAN, Brody | .500 | 2-0 | 2 | 0 | 1 | 0 | 0 | 0 | 0 | 1 | .500 | 0 | 1 | 1 | 0 | .667 | 0 | 0 | 0-0 | 0 | 0 | 0 | .000 |
| 23 GRAY, Amir | .333 | 3-0 | 3 | 0 | 1 | 0 | 0 | 0 | 0 | 1 | .333 | 0 | 0 | 0 | 1 | .333 | 0 | 0 | 0-0 | 0 | 0 | 0 | .000 |
| 3 ANDERSON, Eli | .319 | 23-12 | 47 | 11 | 15 | 1 | 1 | 0 | 12 | 18 | .383 | 2 | 2 | 7 | 0 | .345 | 4 | 1 | 14-17 | 24 | 0 | 0 | 1.000 |
| 16 RUSSELL, Houston | .302 | 23-17 | 53 | 14 | 16 | 2 | 1 | 0 | 5 | 20 | .377 | 13 | 7 | 6 | 1 | .493 | 0 | 1 | 1-1 | 135 | 9 | 2 | .986 |
| 4 ROGERS, Brandon | .293 | 30-8 | 41 | 17 | 12 | 2 | 0 | 1 | 6 | 17 | .415 | 5 | 7 | 14 | 0 | .453 | 0 | 1 | 8-8 | 34 | 0 | 0 | 1.000 |
| 7 GASSER, Camden | .275 | 22-11 | 40 | 11 | 11 | 1 | 0 | 0 | 4 | 12 | .300 | 13 | 2 | 15 | 0 | .473 | 0 | 3 | 2-3 | 16 | 38 | 0 | 1.000 |
| 13 DeCELLO, Sergio | .273 | 17-13 | 44 | 12 | 12 | 1 | 1 | 3 | 8 | 24 | .545 | 6 | 5 | 13 | 2 | .411 | 1 | 0 | 1-1 | 112 | 8 | 1 | .992 |
| 14 NOWIK, Breck | .258 | 28-8 | 31 | 10 | 8 | 3 | 0 | 3 | 14 | 20 | .645 | 5 | 4 | 3 | 2 | .425 | 0 | 2 | 3-3 | 47 | 11 | 0 | 1.000 |
| 19 MOORE, Avery | .226 | 16-8 | 31 | 4 | 7 | 1 | 0 | 0 | 10 | 8 | .258 | 4 | 2 | 8 | 0 | .342 | 1 | 1 | 1-1 | 11 | 0 | 0 | 1.000 |
| 15 BRIGGS, Will | .167 | 10-0 | 6 | 0 | 1 | 0 | 0 | 0 | 1 | 1 | .167 | 1 | 0 | 0 | 0 | .250 | 1 | 0 | 0-0 | 20 | 1 | 0 | 1.000 |
| 34 MALOTT, Corbin | .000 | 24-0 | 3 | 5 | 0 | 0 | 0 | 0 | 0 | 0 | .000 | 2 | 0 | 1 | 0 | .400 | 0 | 1 | 2-3 | 7 | 0 | 0 | 1.000 |
| Totals | .322 | 30 | 971 | 289 | 313 | 64 | 6 | 34 | 248 | 491 | .506 | 156 | 89 | 208 | 12 | .450 | 23 | 16 | 70-82 | 786 | 262 | 25 | .977 |
| Opponents | .233 | 30 | 967 | 110 | 225 | 44 | 6 | 15 | 101 | 326 | .337 | 105 | 38 | 268 | 26 | .329 | 9 | 7 | 14-21 | 720 | 278 | 43 | .959 |

LOB - Team (246), Opp (230). DPs turned - Team (26), Opp (16). IBB - Team (5), SUTTER 3, L-COOK 1, B-ANDERSON 1, Opp (2).
Picked off - SPENCE 2, ROGERS 2, RICHMOND 1, L-COOK 1, SUTTER 1, RUSSELL 1, MOORE 1.

(Games won Sorted by Earned run avg)

| Player | era | w-l | app | gs | cq | sho | sv | ip | h | r | er | bb | so | 2b | 3b | hr | b/avg | wp | hp | bk | sfa | sha |
|---------------------|-------|------|-----|----|----|-----|----|-------|-----|-----|-----|-----|-----|----|----|----|-------|----|----|----|-----|-----|
| 26 VAN ASSEN, Cole | 1.85 | 4-0 | 8 | 7 | 0 | 0/0 | 1 | 39.0 | 33 | 9 | 8 | 10 | 29 | 9 | 0 | 0 | .234 | 3 | 3 | 0 | 3 | 0 |
| 31 VALLONE, Michael | 2.47 | 4-0 | 13 | 1 | 0 | 0/1 | 1 | 40.0 | 27 | 13 | 11 | 8 | 45 | 4 | 1 | 2 | .189 | 0 | 6 | 0 | 1 | 1 |
| 22 STOREY, Easton | 3.47 | 4-0 | 8 | 8 | 0 | 0/1 | 0 | 36.1 | 29 | 17 | 14 | 15 | 47 | 3 | 1 | 3 | .223 | 1 | 5 | 0 | 0 | 3 |
| ----- | | | | | | | | | | | | | | | | | | | | | | |
| 36 DOORN, Carter | 0.31 | 4-0 | 6 | 6 | 0 | 0/1 | 0 | 29.0 | 23 | 5 | 1 | 13 | 30 | 5 | 1 | 0 | .219 | 2 | 0 | 0 | 0 | 0 |
| 43 COOK, Avery | 0.40 | 3-0 | 15 | 0 | 0 | 0/0 | 9 | 22.1 | 16 | 3 | 1 | 8 | 24 | 2 | 0 | 0 | .193 | 0 | 8 | 0 | 2 | 0 |
| 18 TRENERRY, Joe | 1.12 | 1-0 | 4 | 1 | 0 | 0/0 | 0 | 8.0 | 3 | 2 | 1 | 2 | 10 | 0 | 0 | 1 | .115 | 0 | 1 | 0 | 0 | 0 |
| 29 BEUTER, Gavin | 3.44 | 1-0 | 9 | 0 | 0 | 0/1 | 1 | 18.1 | 19 | 7 | 7 | 4 | 16 | 4 | 2 | 2 | .275 | 2 | 1 | 0 | 0 | 1 |
| 52 GALLAGHER, Chris | 3.60 | 1-0 | 4 | 0 | 0 | 0/0 | 0 | 5.0 | 4 | 2 | 2 | 6 | 4 | 1 | 1 | 0 | .222 | 0 | 1 | 0 | 0 | 0 |
| 25 OLSON, Brayden | 5.06 | 3-0 | 3 | 2 | 0 | 0/0 | 0 | 10.2 | 10 | 7 | 6 | 4 | 11 | 4 | 0 | 0 | .238 | 0 | 1 | 0 | 0 | 1 |
| 37 MILBURN, Isaac | 5.40 | 2-0 | 11 | 1 | 0 | 0/0 | 0 | 16.2 | 16 | 11 | 10 | 10 | 18 | 2 | 0 | 1 | .258 | 2 | 4 | 0 | 0 | 0 |
| 33 KLUG, Austin | 5.73 | 0-0 | 7 | 2 | 0 | 0/0 | 1 | 11.0 | 12 | 11 | 7 | 5 | 9 | 2 | 0 | 1 | .267 | 3 | 2 | 0 | 1 | 0 |
| 40 SAWYER, Barron | 6.23 | 0-0 | 4 | 1 | 0 | 0/0 | 0 | 4.1 | 4 | 3 | 3 | 3 | 4 | 1 | 0 | 0 | .235 | 1 | 1 | 0 | 0 | 0 |
| 42 GUILIANO, Justin | 6.35 | 1-0 | 5 | 0 | 0 | 0/0 | 0 | 5.2 | 5 | 4 | 4 | 4 | 5 | 0 | 0 | 1 | .250 | 0 | 3 | 0 | 0 | 1 |
| 28 HAYDEN, Enas | 6.75 | 2-0 | 6 | 0 | 0 | 0/0 | 0 | 5.1 | 7 | 4 | 4 | 3 | 4 | 2 | 0 | 1 | .350 | 0 | 0 | 0 | 1 | 0 |
| 27 KOLZE, Nick | 6.75 | 0-0 | 5 | 0 | 0 | 0/0 | 0 | 2.2 | 5 | 2 | 2 | 3 | 3 | 2 | 0 | 0 | .417 | 1 | 0 | 0 | 1 | 0 |
| 11 LAUVE, Lance | 9.00 | 0-0 | 1 | 0 | 0 | 0/0 | 0 | 1.0 | 1 | 1 | 1 | 0 | 1 | 0 | 0 | 1 | .250 | 0 | 0 | 0 | 0 | 0 |
| 30 FINLEY, MacLane | 10.12 | 0-0 | 5 | 1 | 0 | 0/0 | 0 | 5.1 | 8 | 6 | 6 | 5 | 6 | 1 | 0 | 2 | .348 | 0 | 2 | 0 | 0 | 0 |
| 35 TARR, Matthew | 20.25 | 0-0 | 2 | 0 | 0 | 0/0 | 0 | 1.1 | 3 | 3 | 3 | 2 | 2 | 2 | 0 | 0 | .429 | 0 | 0 | 0 | 0 | 0 |
| Totals | 3.13 | 30-0 | 30 | 30 | 0 | 2/2 | 13 | 262.0 | 225 | 110 | 91 | 105 | 268 | 44 | 6 | 15 | .233 | 15 | 38 | 0 | 9 | 7 |
| Opponents | 9.34 | 0-30 | 30 | 30 | 0 | 0/0 | 0 | 240.0 | 313 | 289 | 249 | 156 | 208 | 64 | 6 | 34 | .322 | 37 | 89 | 1 | 23 | 16 |

PB - Team (6), DECELLO 3, RUSSELL 3, Opp (10). Pickoffs - Team (6), BEUTER 2, STOREY 1, RUSSELL 1, HAYDEN 1, MILBURN 1, Opp (9). SBA/ATT - DECELLO (6-10), RUSSELL (7-10), VAN ASSEN (3-6), DOORN (2-3), OLSON (2-2), VALLONE (2-2), HAYDEN (1-2), STOREY (1-2), BEUTER (1-2), SAWYER (1-1), FINLEY (1-1).

2025 Purdue Baseball
Miscellaneous Stats for Purdue (as of May 11, 2025)
(All games)

| Multiple Hit Games | 2 | 3 | 4 | 5+ | Total |
|---------------------|----|----|---|----|-------|
| 10 SUTTER, Logan | 16 | 6 | - | 1 | 23 |
| 8 ANDERSON, Brando | 12 | 4 | - | - | 16 |
| 17 COOK, Lukas | 8 | 6 | 2 | - | 16 |
| 44 SPENCE, Keenan | 11 | 2 | - | - | 13 |
| 3 ANDERSON, Eli | 5 | 2 | - | - | 7 |
| 2 GILL, Ty | 4 | 2 | 1 | - | 7 |
| 1 CHOI, Albert | 5 | 1 | 1 | - | 7 |
| 4 ROGERS, Brandon | 5 | 1 | - | - | 6 |
| 16 RUSSELL, Houston | 6 | - | - | - | 6 |
| 20 MANIAS, Aaron | 3 | 2 | 1 | - | 6 |
| 21 RICHMOND, CJ | 2 | 2 | - | - | 4 |
| 19 MOORE, Avery | 3 | - | - | - | 3 |
| 13 DeCELLO, Sergio | 3 | - | - | - | 3 |
| 7 GASSER, Camden | 2 | 1 | - | - | 3 |
| 14 NOWIK, Breck | 1 | 1 | - | - | 2 |
| TEAM | 86 | 30 | 5 | 1 | 122 |

| Multiple RBI Games | 2 | 3 | 4 | 5+ | Total |
|---------------------|----|----|----|----|-------|
| 10 SUTTER, Logan | 9 | 3 | 3 | 2 | 17 |
| 8 ANDERSON, Brando | 7 | 2 | 1 | 1 | 11 |
| 21 RICHMOND, CJ | 7 | 2 | 1 | - | 10 |
| 20 MANIAS, Aaron | 2 | 3 | 2 | 1 | 8 |
| 44 SPENCE, Keenan | 2 | 4 | 1 | - | 7 |
| 1 CHOI, Albert | 4 | 1 | - | - | 5 |
| 14 NOWIK, Breck | 2 | - | 1 | 1 | 4 |
| 17 COOK, Lukas | 3 | 1 | - | - | 4 |
| 3 ANDERSON, Eli | 3 | 1 | - | - | 4 |
| 2 GILL, Ty | 2 | 1 | 1 | - | 4 |
| 4 ROGERS, Brandon | 3 | - | - | - | 3 |
| 13 DeCELLO, Sergio | 2 | - | - | - | 2 |
| 19 MOORE, Avery | 1 | 1 | - | - | 2 |
| 7 GASSER, Camden | 1 | - | - | - | 1 |
| 16 RUSSELL, Houston | 1 | - | - | - | 1 |
| TEAM | 49 | 19 | 10 | 5 | 83 |

| Hitting Streaks | Longest | Current |
|---------------------|---------|---------|
| 8 ANDERSON, Brando | 11 | - |
| 17 COOK, Lukas | 10 | - |
| 3 ANDERSON, Eli | 10 | 10 |
| 44 SPENCE, Keenan | 8 | 1 |
| 1 CHOI, Albert | 7 | - |
| 20 MANIAS, Aaron | 7 | 4 |
| 4 ROGERS, Brandon | 6 | - |
| 10 SUTTER, Logan | 6 | - |
| 19 MOORE, Avery | 5 | - |
| 2 GILL, Ty | 5 | - |
| 13 DeCELLO, Sergio | 4 | 1 |
| 21 RICHMOND, CJ | 4 | - |
| 16 RUSSELL, Houston | 4 | - |
| 7 GASSER, Camden | 3 | - |
| 14 NOWIK, Breck | 3 | - |
| 5 CHRISMAN, Brody | 1 | 1 |
| 15 BRIGGS, Will | 1 | - |
| 23 GRAY, Amir | 1 | - |

| Reached Base Streaks | Longest | Current |
|----------------------|---------|---------|
| 1 CHOI, Albert | 26 | - |
| 8 ANDERSON, Brando | 23 | - |
| 10 SUTTER, Logan | 16 | 9 |
| 2 GILL, Ty | 12 | - |
| 19 MOORE, Avery | 10 | - |
| 3 ANDERSON, Eli | 10 | 10 |
| 17 COOK, Lukas | 10 | - |
| 16 RUSSELL, Houston | 10 | 10 |
| 44 SPENCE, Keenan | 9 | 1 |
| 20 MANIAS, Aaron | 9 | 4 |
| 21 RICHMOND, CJ | 8 | - |
| 4 ROGERS, Brandon | 7 | 2 |
| 7 GASSER, Camden | 5 | - |
| 13 DeCELLO, Sergio | 5 | 1 |
| 14 NOWIK, Breck | 5 | - |
| 34 MALOTT, Corbin | 2 | - |
| 23 GRAY, Amir | 1 | - |
| 15 BRIGGS, Will | 1 | - |
| 5 CHRISMAN, Brody | 1 | 1 |

2025 Purdue Baseball
Miscellaneous Stats for Purdue (as of May 11, 2025)
(All games)

Starting Lineup By Position
(Team W-L record when starter)

| | | |
|---------------------|----|---------|
| PITCHER: | | |
| 26 VAN ASSEN, Cole | 13 | (7-6) |
| 36 DOORN, Carter | 13 | (6-7) |
| 22 STOREY, Easton | 11 | (8-3) |
| 25 OLSON, Brayden | 3 | (2-1) |
| 30 FINLEY, MacLlane | 3 | (1-2) |
| 33 KLUG, Austin | 2 | (2-0) |
| 37 MILBURN, Isaac | 2 | (1-1) |
| 29 BEUTER, Gavin | 1 | (0-1) |
| 18 TRENERRY, Joe | 1 | (1-0) |
| 40 SAWYER, Barron | 1 | (1-0) |
| 31 VALLONE, Michael | 1 | (1-0) |
| CATCHER: | | |
| 16 RUSSELL, Houston | 33 | (17-16) |
| 13 DeCELLO, Sergio | 18 | (13-5) |
| FIRST BASE: | | |
| 10 SUTTER, Logan | 44 | (25-19) |
| 14 NOWIK, Breck | 5 | (3-2) |
| 21 RICHMOND, CJ | 2 | (2-0) |
| SECOND BASE: | | |
| 2 GILL, Ty | 37 | (23-14) |
| 14 NOWIK, Breck | 8 | (4-4) |
| 17 COOK, Lukas | 3 | (2-1) |
| 20 MANIAS, Aaron | 2 | (1-1) |
| 7 GASSER, Camden | 1 | (0-1) |
| THIRD BASE: | | |
| 8 ANDERSON, Brand | 50 | (29-21) |
| 10 SUTTER, Logan | 1 | (1-0) |
| SHORTSTOP: | | |
| 17 COOK, Lukas | 30 | (19-11) |
| 7 GASSER, Camden | 21 | (11-10) |
| LEFT FIELD: | | |
| 1 CHOI, Albert | 16 | (7-9) |
| 20 MANIAS, Aaron | 15 | (9-6) |
| 19 MOORE, Avery | 12 | (8-4) |
| 3 ANDERSON, Eli | 8 | (6-2) |
| CENTER FIELD: | | |
| 1 CHOI, Albert | 28 | (21-7) |
| 4 ROGERS, Brandon | 21 | (8-13) |
| 3 ANDERSON, Eli | 2 | (1-1) |
| RIGHT FIELD: | | |
| 44 SPENCE, Keenan | 43 | (24-19) |
| 3 ANDERSON, Eli | 6 | (5-1) |
| 19 MOORE, Avery | 1 | (0-1) |
| 1 CHOI, Albert | 1 | (1-0) |
| DESIGNATED HITTER: | | |
| 21 RICHMOND, CJ | 28 | (16-12) |
| 20 MANIAS, Aaron | 16 | (9-7) |
| 10 SUTTER, Logan | 6 | (4-2) |
| 14 NOWIK, Breck | 1 | (1-0) |

Starting Lineup By Lineup Spot
(Team W-L record when starter)

| | | |
|---------------------|----|---------|
| LEADOFF: | | |
| 1 CHOI, Albert | 34 | (23-11) |
| 8 ANDERSON, Brand | 12 | (4-8) |
| 3 ANDERSON, Eli | 5 | (3-2) |
| 2ND SPOT: | | |
| 17 COOK, Lukas | 21 | (10-11) |
| 8 ANDERSON, Brand | 10 | (6-4) |
| 7 GASSER, Camden | 9 | (6-3) |
| 3 ANDERSON, Eli | 4 | (4-0) |
| 13 DeCELLO, Sergio | 3 | (3-0) |
| 10 SUTTER, Logan | 3 | (1-2) |
| 2 GILL, Ty | 1 | (0-1) |
| 3RD SPOT: | | |
| 8 ANDERSON, Brand | 22 | (14-8) |
| 10 SUTTER, Logan | 16 | (8-8) |
| 21 RICHMOND, CJ | 12 | (7-5) |
| 19 MOORE, Avery | 1 | (1-0) |
| CLEANUP: | | |
| 10 SUTTER, Logan | 32 | (21-11) |
| 21 RICHMOND, CJ | 13 | (7-6) |
| 20 MANIAS, Aaron | 3 | (1-2) |
| 8 ANDERSON, Brand | 1 | (0-1) |
| 19 MOORE, Avery | 1 | (1-0) |
| 44 SPENCE, Keenan | 1 | (0-1) |
| 5TH SPOT: | | |
| 20 MANIAS, Aaron | 19 | (11-8) |
| 16 RUSSELL, Houston | 9 | (4-5) |
| 44 SPENCE, Keenan | 7 | (2-5) |
| 8 ANDERSON, Brand | 4 | (4-0) |
| 17 COOK, Lukas | 3 | (2-1) |
| 19 MOORE, Avery | 3 | (1-2) |
| 21 RICHMOND, CJ | 3 | (3-0) |
| 14 NOWIK, Breck | 2 | (2-0) |
| 13 DeCELLO, Sergio | 1 | (1-0) |
| 6TH SPOT: | | |
| 44 SPENCE, Keenan | 24 | (15-9) |
| 20 MANIAS, Aaron | 9 | (5-4) |
| 16 RUSSELL, Houston | 6 | (4-2) |
| 13 DeCELLO, Sergio | 4 | (2-2) |
| 17 COOK, Lukas | 2 | (2-0) |
| 19 MOORE, Avery | 2 | (1-1) |
| 21 RICHMOND, CJ | 2 | (1-1) |
| 14 NOWIK, Breck | 2 | (0-2) |
| 7TH SPOT: | | |
| 16 RUSSELL, Houston | 11 | (4-7) |
| 13 DeCELLO, Sergio | 9 | (6-3) |
| 44 SPENCE, Keenan | 7 | (3-4) |
| 14 NOWIK, Breck | 7 | (4-3) |
| 19 MOORE, Avery | 5 | (4-1) |
| 2 GILL, Ty | 4 | (2-2) |
| 17 COOK, Lukas | 2 | (2-0) |
| 20 MANIAS, Aaron | 2 | (2-0) |
| 1 CHOI, Albert | 2 | (1-1) |
| 8 ANDERSON, Brand | 1 | (1-0) |
| 4 ROGERS, Brandon | 1 | (1-0) |
| 8TH SPOT: | | |
| 4 ROGERS, Brandon | 18 | (7-11) |
| 2 GILL, Ty | 8 | (3-5) |
| 3 ANDERSON, Eli | 6 | (4-2) |
| 16 RUSSELL, Houston | 6 | (5-1) |
| 17 COOK, Lukas | 5 | (5-0) |
| 14 NOWIK, Breck | 3 | (2-1) |
| 44 SPENCE, Keenan | 2 | (2-0) |
| 1 CHOI, Albert | 2 | (1-1) |
| 7 GASSER, Camden | 1 | (1-0) |

2025 Purdue Baseball
Miscellaneous Stats for Purdue (as of May 11, 2025)
(All games)

STARTERS SUMMARY

[illegible]

2025 Purdue Baseball
Games Summary for Purdue (as of May 11, 2025)
(All games)

| | | | | | | | | | | | |
|------------------|----|----|----|----|----|----|----|----|----|----|-------|
| Score by innings | 1 | 2 | 3 | 4 | 5 | 6 | 7 | 8 | 9 | EX | Total |
| Purdue | 67 | 31 | 60 | 38 | 44 | 33 | 37 | 71 | 10 | 0 | 391 |
| Opponents | 24 | 42 | 46 | 37 | 37 | 32 | 33 | 34 | 18 | 2 | 305 |

| | | | | | | | | | | | |
|----------------------|-------|--|--|--|--|--|--|----------------------|--|-------|--|
| Record when ... | | | | | | | | | | | |
| Overall | 30-21 | | | | | | | After 6 leading | | 24-3 | |
| Conference | 10-17 | | | | | | | trailing | | 3-18 | |
| Non-Conference | 20-4 | | | | | | | tied | | 3-0 | |
| Home games | 13-10 | | | | | | | After 7 leading | | 24-1 | |
| Away games | 6-10 | | | | | | | trailing | | 1-17 | |
| Neutral site | 11-1 | | | | | | | tied | | 2-1 | |
| Day games | 22-13 | | | | | | | After 8 leading | | 24-0 | |
| Night games | 8-8 | | | | | | | trailing | | 1-15 | |
| vs Left starter | 7-5 | | | | | | | tied | | 0-3 | |
| vs Right starter | 23-16 | | | | | | | | | | |
| 1-Run games | 1-5 | | | | | | | Hit 0 home runs | | 8-7 | |
| 2-Run games | 5-5 | | | | | | | ... 1 home run | | 12-10 | |
| 5+Run games | 16-8 | | | | | | | ... 2+ home runs | | 10-4 | |
| Extra innings | 0-2 | | | | | | | | | | |
| Shutouts | 2-1 | | | | | | | Opponent 0 home runs | | 19-4 | |
| | | | | | | | | 1 home run | | 7-7 | |
| Scoring 0-2 runs | 1-5 | | | | | | | 2+ HRs | | 4-10 | |
| 3-5 runs | 5-8 | | | | | | | | | | |
| 6-9 runs | 9-6 | | | | | | | Made 0 errors | | 13-9 | |
| 10+ runs | 15-2 | | | | | | | 1 error | | 9-8 | |
| | | | | | | | | 2+ errors | | 8-4 | |
| Opponent 0-2 runs | 10-1 | | | | | | | | | | |
| 3-5 runs | 14-3 | | | | | | | Opp. made 0 errors | | 4-9 | |
| 6-9 runs | 5-7 | | | | | | | 1 error | | 14-8 | |
| 10+ runs | 1-10 | | | | | | | 2+ errors | | 12-4 | |
| Scored in 1st inning | 13-9 | | | | | | | Out-hit opponent | | 22-3 | |
| Opp. scored in 1st | 5-11 | | | | | | | Out-hit by opponent | | 6-16 | |
| Scores first | 20-7 | | | | | | | Hits are tied | | 2-2 | |
| Opp. scores first | 10-14 | | | | | | | | | | |

| | | | | | | | | | | | |
|--------------------------|-----|-----|-----|-----|-----|-----|-----|-----|-----|-----|------|
| Record when team scores: | | | | | | | | | | | |
| Runs | 0 | 1 | 2 | 3 | 4 | 5 | 6 | 7 | 8 | 9 | 10+ |
| W-L | 0-1 | 0-3 | 1-1 | 0-4 | 2-3 | 3-1 | 3-2 | 2-0 | 1-2 | 3-2 | 15-2 |

| | | | | | | | | | | | |
|------------------------------|-----|-----|-----|-----|-----|-----|-----|-----|-----|-----|------|
| Record when opponent scores: | | | | | | | | | | | |
| Runs | 0 | 1 | 2 | 3 | 4 | 5 | 6 | 7 | 8 | 9 | 10+ |
| W-L | 2-0 | 6-0 | 2-1 | 5-1 | 6-0 | 3-2 | 3-2 | 0-0 | 2-4 | 0-1 | 1-10 |

| | | | | | | | | | | | |
|----------------------------|------|------|------|------|------|------|------|------|--|--|--|
| Record when leading after: | | | | | | | | | | | |
| Inn. | 1 | 2 | 3 | 4 | 5 | 6 | 7 | 8 | | | |
| W-L | 12-5 | 17-5 | 21-4 | 25-5 | 23-3 | 24-3 | 24-1 | 24-0 | | | |

| | | | | | | | | | | | |
|-----------------------------|-----|------|------|------|------|------|------|------|--|--|--|
| Record when trailing after: | | | | | | | | | | | |
| Inn. | 1 | 2 | 3 | 4 | 5 | 6 | 7 | 8 | | | |
| W-L | 2-6 | 5-10 | 4-13 | 3-15 | 4-17 | 3-18 | 1-17 | 1-15 | | | |

| | | | | | | | | | | | |
|-------------------------|-------|-----|-----|-----|-----|-----|-----|-----|--|--|--|
| Record when tied after: | | | | | | | | | | | |
| Inn. | 1 | 2 | 3 | 4 | 5 | 6 | 7 | 8 | | | |
| W-L | 16-10 | 8-6 | 5-4 | 2-1 | 3-1 | 3-0 | 2-1 | 0-3 | | | |

Current losing streak: 1
Longest winning streak: 10
Longest losing streak: 8

Home attendance : 33785 (21 dates avg = 1608)
Away attendance : 21990 (25 dates avg = 879)
Total attendance: 55775 (46 dates avg = 1212)

2025 Purdue Baseball
Team Game-by-Game for Purdue (as of May 11, 2025)
Batting (All games)

| Date | Opponent | ab | r | h | rbi | 2b | 3b | hr | tb | bb | ibb | sb | cs | hbp | sac | sf | gdp | k | po | a | e | lob | avg |
|---------|----------------------|------|-----|-----|-----|-----|----|----|-----|-----|-----|----|----|-----|-----|----|-----|-----|------|-----|----|-----|------|
| Feb 14 | vs Stephen F. Austin | 29 | 4 | 5 | 4 | 1 | 0 | 2 | 12 | 4 | 0 | 0 | 0 | 2 | 0 | 0 | 0 | 7 | 27 | 10 | 2 | 7 | .172 |
| Feb 14 | vs Stephen F. Austin | 27 | 4 | 7 | 2 | 0 | 0 | 0 | 7 | 3 | 0 | 0 | 1 | 2 | 1 | 0 | 0 | 4 | 27 | 13 | 2 | 5 | .214 |
| Feb 15 | vs Stephen F. Austin | 35 | 14 | 14 | 11 | 5 | 0 | 0 | 19 | 5 | 0 | 1 | 0 | 3 | 1 | 1 | 0 | 9 | 27 | 10 | 1 | 7 | .286 |
| Feb 16 | vs Stephen F. Austin | 44 | 16 | 17 | 14 | 7 | 1 | 2 | 32 | 4 | 0 | 3 | 0 | 3 | 0 | 0 | 0 | 9 | 27 | 12 | 0 | 11 | .319 |
| Feb 21 | vs Niagara | 27 | 6 | 5 | 6 | 0 | 0 | 0 | 5 | 11 | 0 | 1 | 0 | 3 | 0 | 1 | 0 | 7 | 27 | 6 | 2 | 12 | .296 |
| Feb 22 | vs Niagara | 40 | 16 | 20 | 13 | 5 | 0 | 3 | 34 | 9 | 0 | 3 | 1 | 4 | 0 | 1 | 0 | 6 | 27 | 5 | 0 | 14 | .337 |
| Feb 22 | vs Niagara | 29 | 9 | 9 | 6 | 2 | 1 | 0 | 13 | 9 | 0 | 3 | 0 | 5 | 1 | 1 | 2 | 7 | 27 | 6 | 1 | 12 | .333 |
| Feb 23 | vs Niagara | 35 | 11 | 13 | 7 | 1 | 1 | 2 | 22 | 8 | 0 | 2 | 0 | 2 | 0 | 1 | 1 | 11 | 27 | 4 | 1 | 11 | .338 |
| Feb 28 | vs Akron | 32 | 5 | 10 | 5 | 4 | 0 | 0 | 14 | 4 | 0 | 5 | 0 | 2 | 1 | 0 | 0 | 8 | 27 | 7 | 0 | 10 | .336 |
| Mar 01 | vs Akron | 30 | 13 | 11 | 11 | 3 | 0 | 1 | 17 | 4 | 0 | 2 | 0 | 4 | 0 | 2 | 0 | 7 | 21 | 6 | 0 | 7 | .338 |
| Mar 01 | vs Akron | 41 | 9 | 11 | 8 | 2 | 0 | 4 | 25 | 10 | 0 | 1 | 0 | 2 | 1 | 0 | 1 | 10 | 33 | 8 | 2 | 12 | .331 |
| Mar 02 | vs Akron | 33 | 14 | 14 | 12 | 2 | 0 | 1 | 19 | 4 | 0 | 3 | 1 | 7 | 0 | 0 | 1 | 5 | 24 | 9 | 0 | 8 | .338 |
| Mar 04 | at Indiana State | 36 | 14 | 13 | 14 | 3 | 0 | 2 | 22 | 4 | 0 | 1 | 0 | 4 | 1 | 0 | 0 | 6 | 24 | 12 | 1 | 7 | .340 |
| *Mar 07 | at Minnesota | 32 | 6 | 10 | 5 | 3 | 0 | 1 | 16 | 1 | 0 | 3 | 1 | 3 | 1 | 1 | 1 | 6 | 27 | 8 | 1 | 5 | .338 |
| *Mar 08 | at Minnesota | 36 | 11 | 9 | 11 | 0 | 0 | 3 | 18 | 5 | 0 | 2 | 0 | 1 | 0 | 2 | 0 | 8 | 27 | 8 | 0 | 6 | .332 |
| *Mar 09 | at Minnesota | 37 | 8 | 11 | 8 | 3 | 0 | 1 | 17 | 4 | 0 | 0 | 0 | 3 | 2 | 1 | 0 | 9 | 24 | 7 | 0 | 12 | .330 |
| Mar 12 | BUTLER | 29 | 10 | 10 | 10 | 0 | 1 | 1 | 15 | 8 | 0 | 2 | 2 | 1 | 0 | 2 | 0 | 6 | 27 | 12 | 0 | 6 | .330 |
| Mar 14 | UIC | 29 | 7 | 7 | 6 | 1 | 0 | 1 | 11 | 4 | 0 | 2 | 0 | 4 | 1 | 0 | 0 | 5 | 27 | 5 | 1 | 7 | .326 |
| Mar 15 | UIC | 31 | 9 | 8 | 7 | 1 | 0 | 1 | 12 | 5 | 0 | 3 | 1 | 2 | 0 | 1 | 0 | 3 | 27 | 14 | 0 | 6 | .323 |
| Mar 18 | MILWAUKEE | 35 | 12 | 11 | 10 | 1 | 0 | 1 | 15 | 6 | 0 | 6 | 1 | 7 | 0 | 1 | 1 | 4 | 27 | 13 | 2 | 13 | .322 |
| *Mar 21 | MICHIGAN | 22 | 3 | 3 | 2 | 0 | 0 | 2 | 9 | 5 | 0 | 1 | 0 | 1 | 0 | 0 | 2 | 3 | 21 | 11 | 1 | 4 | .316 |
| *Mar 22 | MICHIGAN | 32 | 9 | 10 | 7 | 2 | 0 | 1 | 15 | 8 | 0 | 7 | 0 | 3 | 0 | 2 | 1 | 8 | 27 | 9 | 2 | 12 | .316 |
| *Mar 22 | MICHIGAN | 35 | 9 | 11 | 8 | 3 | 0 | 2 | 20 | 4 | 0 | 1 | 0 | 0 | 1 | 1 | 0 | 13 | 27 | 8 | 1 | 5 | .316 |
| Mar 25 | VALPARAISO | 28 | 6 | 9 | 5 | 3 | 0 | 1 | 15 | 3 | 0 | 3 | 0 | 5 | 2 | 2 | 1 | 7 | 27 | 7 | 0 | 10 | .316 |
| *Mar 28 | UCLA | 40 | 5 | 13 | 5 | 3 | 1 | 1 | 21 | 1 | 0 | 1 | 0 | 1 | 0 | 0 | 1 | 15 | 27 | 4 | 0 | 10 | .317 |
| *Mar 29 | UCLA | 36 | 12 | 12 | 11 | 3 | 0 | 1 | 18 | 4 | 0 | 3 | 0 | 6 | 0 | 1 | 4 | 5 | 27 | 9 | 1 | 8 | .317 |
| *Mar 30 | UCLA | 31 | 3 | 10 | 2 | 1 | 0 | 0 | 11 | 1 | 0 | 0 | 0 | 1 | 0 | 0 | 3 | 4 | 24 | 6 | 1 | 6 | .318 |
| Apr 01 | NORTHERN ILLINOIS | 32 | 1 | 6 | 1 | 1 | 0 | 1 | 10 | 5 | 0 | 5 | 0 | 1 | 0 | 0 | 2 | 11 | 27 | 8 | 1 | 10 | .313 |
| *Apr 04 | at Washington | 28 | 1 | 2 | 1 | 2 | 0 | 0 | 4 | 3 | 0 | 0 | 1 | 2 | 0 | 0 | 0 | 14 | 24 | 4 | 0 | 5 | .306 |
| *Apr 05 | at Washington | 33 | 4 | 6 | 4 | 2 | 0 | 0 | 8 | 4 | 0 | 0 | 0 | 4 | 0 | 0 | 0 | 14 | 24 | 5 | 1 | 10 | .302 |
| *Apr 06 | at Washington | 30 | 3 | 5 | 3 | 2 | 0 | 1 | 10 | 2 | 0 | 0 | 0 | 0 | 1 | 0 | 1 | 10 | 25 | 7 | 0 | 3 | .298 |
| Apr 08 | INDIANA STATE | 37 | 8 | 8 | 8 | 2 | 0 | 1 | 13 | 9 | 0 | 4 | 0 | 5 | 0 | 1 | 1 | 9 | 30 | 14 | 2 | 14 | .295 |
| *Apr 11 | RUTGERS | 28 | 2 | 4 | 2 | 1 | 0 | 1 | 8 | 1 | 0 | 0 | 0 | 1 | 0 | 0 | 1 | 8 | 27 | 7 | 2 | 4 | .291 |
| *Apr 12 | RUTGERS | 35 | 10 | 12 | 10 | 1 | 0 | 0 | 13 | 7 | 1 | 4 | 0 | 3 | 1 | 0 | 0 | 11 | 27 | 14 | 2 | 12 | .293 |
| *Apr 13 | RUTGERS | 34 | 3 | 7 | 3 | 1 | 0 | 1 | 11 | 3 | 0 | 0 | 0 | 1 | 0 | 0 | 0 | 10 | 27 | 8 | 1 | 8 | .290 |
| Apr 14 | ARIZONA STATE | 34 | 8 | 11 | 8 | 3 | 0 | 2 | 20 | 6 | 0 | 0 | 0 | 1 | 1 | 0 | 1 | 11 | 27 | 10 | 2 | 9 | .291 |
| *Apr 18 | at Penn State | 30 | 2 | 5 | 2 | 1 | 0 | 1 | 9 | 0 | 0 | 0 | 0 | 3 | 1 | 0 | 1 | 11 | 24 | 4 | 3 | 5 | .288 |
| *Apr 19 | at Penn State | 33 | 6 | 11 | 5 | 2 | 0 | 0 | 13 | 10 | 0 | 0 | 1 | 2 | 1 | 0 | 2 | 8 | 24 | 6 | 2 | 13 | .289 |
| *Apr 20 | at Penn State | 35 | 11 | 9 | 10 | 4 | 0 | 0 | 13 | 4 | 1 | 0 | 0 | 3 | 1 | 1 | 0 | 9 | 27 | 7 | 1 | 6 | .288 |
| Apr 22 | AUSTIN PEAY | 39 | 10 | 12 | 10 | 2 | 0 | 2 | 20 | 5 | 0 | 3 | 0 | 4 | 0 | 0 | 0 | 11 | 27 | 12 | 1 | 11 | .289 |
| *Apr 25 | at Illinois | 35 | 4 | 8 | 3 | 1 | 0 | 0 | 9 | 3 | 0 | 0 | 0 | 0 | 1 | 0 | 0 | 7 | 24 | 6 | 0 | 8 | .287 |
| *Apr 26 | at Illinois | 29 | 1 | 6 | 1 | 2 | 0 | 0 | 8 | 0 | 0 | 0 | 0 | 0 | 1 | 0 | 2 | 6 | 24 | 15 | 0 | 2 | .286 |
| *Apr 27 | at Illinois | 33 | 20 | 16 | 19 | 3 | 0 | 1 | 22 | 7 | 0 | 1 | 2 | 7 | 0 | 2 | 1 | 2 | 21 | 4 | 0 | 8 | .290 |
| Apr 29 | NOTRE DAME | 30 | 11 | 10 | 8 | 2 | 0 | 2 | 18 | 5 | 0 | 2 | 1 | 2 | 2 | 1 | 0 | 6 | 27 | 5 | 0 | 5 | .291 |
| *May 02 | NORTHWESTERN | 35 | 6 | 9 | 6 | 1 | 0 | 1 | 13 | 4 | 0 | 0 | 0 | 2 | 0 | 0 | 1 | 6 | 27 | 5 | 0 | 8 | .290 |
| *May 03 | NORTHWESTERN | 30 | 5 | 9 | 4 | 2 | 0 | 0 | 11 | 4 | 0 | 1 | 0 | 1 | 1 | 0 | 1 | 6 | 27 | 11 | 0 | 7 | .291 |
| *May 03 | NORTHWESTERN | 32 | 7 | 10 | 4 | 1 | 1 | 1 | 16 | 4 | 2 | 3 | 1 | 1 | 1 | 0 | 0 | 6 | 27 | 6 | 1 | 7 | .291 |
| May 06 | BALL STATE | 31 | 14 | 13 | 13 | 3 | 0 | 2 | 22 | 8 | 1 | 4 | 0 | 2 | 0 | 1 | 0 | 5 | 21 | 7 | 0 | 8 | .294 |
| *May 09 | at Indiana | 31 | 0 | 6 | 0 | 1 | 0 | 0 | 7 | 2 | 0 | 1 | 0 | 1 | 1 | 0 | 1 | 6 | 24 | 7 | 0 | 8 | .292 |
| *May 10 | at Indiana | 34 | 5 | 7 | 4 | 0 | 1 | 2 | 15 | 1 | 0 | 3 | 0 | 1 | 0 | 0 | 0 | 11 | 27 | 15 | 1 | 4 | .290 |
| *May 11 | at Indiana | 27 | 4 | 7 | 4 | 2 | 0 | 1 | 12 | 1 | 0 | 0 | 1 | 1 | 0 | 0 | 1 | 6 | 19 | 6 | 0 | 4 | .289 |
| Totals | | 1666 | 391 | 482 | 343 | 101 | 7 | 54 | 759 | 236 | 5 | 90 | 15 | 129 | 26 | 27 | 35 | 396 | 1319 | 422 | 42 | 412 | .289 |

2025 Purdue Baseball
Team Game-by-Game for Purdue (as of May 11, 2025)
Batting (All games)

| Date | Opponent | Total h/ab | vs Left | vs Right | With Runners | Bases Empty | Bases Loaded | With 2-outs | With RBI-op | Reach as Leadoff | 3rd and LT 2out | LOB |
|---------|----------------------|---------------|------------|-------------|-----------------|----------------|-----------------|----------------|----------------|---------------------|--------------------|-----|
| Feb 14 | vs Stephen F. Austin | 5-29 | 1-4 | 4-25 | 2-7 | 3-22 | 0-1 | 2-10 | 1-4 | 2-8 | 0-0 | 7 |
| Feb 14 | vs Stephen F. Austin | 7-27 | 3-19 | 4-8 | 4-12 | 3-15 | 0-0 | 2-10 | 2-9 | 5-8 | 0-2 | 5 |
| Feb 15 | vs Stephen F. Austin | 14-35 | 1-3 | 13-32 | 10-23 | 4-12 | 0-1 | 5-13 | 9-17 | 5-9 | 4-6 | 7 |
| Feb 16 | vs Stephen F. Austin | 17-44 | 12-33 | 5-11 | 12-29 | 5-15 | 1-3 | 7-15 | 8-22 | 3-8 | 2-6 | 11 |
| Feb 21 | vs Niagara | 5-27 | 4-15 | 1-12 | 3-17 | 2-10 | 1-4 | 2-9 | 2-11 | 4-8 | 3-4 | 12 |
| Feb 22 | vs Niagara | 20-40 | 10-22 | 10-18 | 13-29 | 7-11 | 1-2 | 6-13 | 8-21 | 7-8 | 3-4 | 14 |
| Feb 22 | vs Niagara | 9-29 | 0-0 | 9-29 | 6-19 | 3-10 | 0-5 | 2-10 | 2-15 | 4-8 | 5-7 | 11 |
| Feb 23 | vs Niagara | 13-35 | 1-4 | 12-31 | 7-19 | 6-16 | 0-3 | 3-9 | 6-15 | 3-8 | 3-6 | 10 |
| Feb 28 | vs Akron | 10-32 | 0-0 | 10-32 | 5-20 | 5-12 | 1-1 | 5-14 | 4-13 | 3-8 | 0-1 | 10 |
| Mar 01 | vs Akron | 11-30 | 4-7 | 7-23 | 7-16 | 4-14 | 2-2 | 3-9 | 4-9 | 2-7 | 5-6 | 6 |
| Mar 01 | vs Akron | 11-41 | 0-0 | 11-41 | 2-20 | 9-21 | 0-2 | 2-12 | 2-16 | 6-11 | 0-1 | 12 |
| Mar 02 | vs Akron | 14-33 | 4-15 | 10-18 | 9-20 | 5-13 | 3-3 | 3-8 | 7-15 | 3-8 | 4-5 | 7 |
| Mar 04 | at Indiana State | 13-36 | 2-4 | 11-32 | 9-20 | 4-16 | 1-2 | 4-12 | 7-14 | 4-8 | 3-5 | 7 |
| *Mar 07 | at Minnesota | 10-32 | 0-0 | 10-32 | 6-16 | 4-16 | 0-0 | 1-9 | 3-7 | 3-9 | 2-2 | 5 |
| *Mar 08 | at Minnesota | 9-36 | 1-6 | 8-30 | 6-17 | 3-19 | 1-1 | 2-10 | 3-9 | 3-9 | 4-4 | 5 |
| *Mar 09 | at Minnesota | 11-37 | 5-10 | 6-27 | 8-21 | 3-16 | 0-2 | 6-15 | 4-11 | 3-9 | 3-4 | 12 |
| Mar 12 | BUTLER | 10-29 | 0-3 | 10-26 | 5-11 | 5-18 | 0-2 | 2-9 | 4-7 | 2-8 | 4-5 | 6 |
| Mar 14 | UIC | 7-29 | 0-2 | 7-27 | 4-13 | 3-16 | 0-1 | 1-9 | 2-10 | 3-8 | 2-3 | 7 |
| Mar 15 | UIC | 8-31 | 1-3 | 7-28 | 7-16 | 1-15 | 1-1 | 4-12 | 3-9 | 3-8 | 2-2 | 6 |
| Mar 18 | MILWAUKEE | 11-35 | 1-2 | 10-33 | 8-26 | 3-9 | 1-6 | 2-9 | 7-22 | 5-8 | 3-6 | 13 |
| *Mar 21 | MICHIGAN | 3-22 | 0-0 | 3-22 | 0-9 | 3-13 | 0-0 | 1-6 | 0-3 | 2-7 | 0-0 | 4 |
| *Mar 22 | MICHIGAN | 10-32 | 0-0 | 10-32 | 6-20 | 4-12 | 0-4 | 3-10 | 2-15 | 3-8 | 3-7 | 12 |
| *Mar 22 | MICHIGAN | 11-35 | 0-0 | 11-35 | 5-15 | 6-20 | 0-0 | 4-13 | 3-10 | 2-9 | 1-1 | 5 |
| Mar 25 | VALPARAISO | 9-28 | 2-3 | 7-25 | 3-17 | 6-11 | 1-3 | 1-8 | 3-16 | 7-8 | 3-6 | 10 |
| *Mar 28 | UCLA | 13-40 | 0-0 | 13-40 | 6-22 | 7-18 | 0-0 | 3-12 | 3-13 | 4-9 | 1-2 | 10 |
| *Mar 29 | UCLA | 12-36 | 2-14 | 10-22 | 7-24 | 5-12 | 1-4 | 1-6 | 5-16 | 6-9 | 7-10 | 8 |
| *Mar 30 | UCLA | 10-31 | 0-0 | 10-31 | 5-16 | 5-15 | 1-2 | 1-7 | 3-8 | 3-8 | 2-4 | 6 |
| Apr 01 | NORTHERN ILLINOIS | 6-32 | 1-4 | 5-28 | 1-11 | 5-21 | 0-2 | 1-9 | 0-8 | 1-9 | 0-2 | 10 |
| *Apr 04 | at Washington | 2-28 | 0-0 | 2-28 | 0-10 | 2-18 | 0-0 | 0-9 | 0-4 | 2-9 | 1-1 | 5 |
| *Apr 05 | at Washington | 6-33 | 0-0 | 6-33 | 5-20 | 1-13 | 1-2 | 2-10 | 2-10 | 4-9 | 3-4 | 9 |
| *Apr 06 | at Washington | 5-30 | 0-0 | 5-30 | 2-11 | 3-19 | 0-0 | 1-9 | 2-5 | 3-9 | 1-1 | 3 |
| Apr 08 | INDIANA STATE | 8-37 | 2-7 | 6-30 | 3-19 | 5-18 | 0-3 | 1-11 | 2-14 | 4-10 | 3-3 | 14 |
| *Apr 11 | RUTGERS | 4-28 | 0-0 | 4-28 | 0-8 | 4-20 | 0-0 | 2-9 | 0-4 | 3-8 | 1-1 | 4 |
| *Apr 12 | RUTGERS | 12-35 | 0-3 | 12-32 | 7-20 | 5-15 | 3-6 | 5-13 | 6-15 | 3-8 | 3-4 | 12 |
| *Apr 13 | RUTGERS | 7-34 | 0-0 | 7-34 | 2-9 | 5-25 | 0-1 | 5-14 | 0-5 | 0-9 | 0-0 | 8 |
| Apr 14 | ARIZONA STATE | 11-34 | 4-17 | 7-17 | 9-19 | 2-15 | 1-2 | 1-8 | 5-13 | 2-9 | 2-5 | 9 |
| *Apr 18 | at Penn State | 5-30 | 5-22 | 0-8 | 1-10 | 4-20 | 0-0 | 4-12 | 1-6 | 3-10 | 0-0 | 5 |
| *Apr 19 | at Penn State | 11-33 | 0-4 | 11-29 | 7-24 | 4-9 | 0-3 | 4-10 | 3-14 | 6-10 | 1-4 | 13 |
| *Apr 20 | at Penn State | 9-35 | 4-23 | 5-12 | 8-21 | 1-14 | 0-0 | 2-11 | 5-13 | 4-10 | 3-3 | 6 |
| Apr 22 | AUSTIN PEAY | 12-39 | 4-23 | 8-16 | 9-29 | 3-10 | 2-4 | 4-13 | 7-18 | 6-9 | 2-4 | 11 |
| *Apr 25 | at Illinois | 8-35 | 1-5 | 7-30 | 2-16 | 6-19 | 0-3 | 2-12 | 1-9 | 3-9 | 2-3 | 8 |
| *Apr 26 | at Illinois | 6-29 | 6-29 | 0-0 | 1-6 | 5-23 | 0-0 | 2-10 | 1-3 | 3-9 | 1-2 | 2 |
| *Apr 27 | at Illinois | 16-33 | 13-19 | 3-14 | 13-22 | 3-11 | 4-4 | 8-14 | 9-16 | 3-7 | 8-9 | 8 |
| Apr 29 | NOTRE DAME | 10-30 | 0-1 | 10-29 | 7-14 | 3-16 | 0-0 | 6-12 | 3-8 | 2-8 | 1-2 | 4 |
| *May 02 | NORTHWESTERN | 9-35 | 0-9 | 9-26 | 7-19 | 2-16 | 0-0 | 2-10 | 3-9 | 3-9 | 0-0 | 8 |
| *May 03 | NORTHWESTERN | 9-30 | 3-16 | 6-14 | 6-17 | 3-13 | 0-0 | 3-10 | 2-9 | 3-8 | 0-1 | 7 |
| *May 03 | NORTHWESTERN | 10-32 | 6-16 | 4-16 | 3-16 | 7-16 | 0-1 | 0-7 | 1-12 | 3-8 | 2-4 | 7 |
| May 06 | BALL STATE | 13-31 | 3-7 | 10-24 | 8-21 | 5-10 | 3-4 | 4-9 | 6-15 | 4-7 | 3-6 | 6 |
| *May 09 | at Indiana | 6-31 | 5-24 | 1-7 | 2-15 | 4-16 | 0-0 | 2-9 | 0-7 | 3-10 | 0-1 | 7 |
| *May 10 | at Indiana | 7-34 | 0-0 | 7-34 | 3-10 | 4-24 | 0-0 | 3-12 | 2-4 | 2-10 | 1-1 | 4 |
| *May 11 | at Indiana | 7-27 | 2-3 | 5-24 | 2-10 | 5-17 | 0-0 | 2-8 | 2-7 | 2-8 | 1-2 | 4 |
| Totals | | 482-1666 | 113-401 | 369-1265 | 273-871 | 209-795 | 30-90 | 144-530 | 170-565 | 172-436 | 108-172 | 402 |
| | | .289 | .282 | .292 | .313 | .263 | .333 | .272 | .301 | .394 | .628 | |

2025 Purdue Baseball
Team Game-by-Game for Purdue (as of May 11, 2025)
Pitching (All games)

| Date | Opponent | ip | h | r | er | bb | so | 2b | 3b | hr | wp | bk | hbp | dp | ibb | score | w-l | sv | era |
|---------|----------------------|-------|-----|-----|-----|-----|-----|----|----|----|----|----|-----|----|-----|---------|-------|----|------|
| Feb 14 | vs Stephen F. Austin | 9.0 | 6 | 1 | 0 | 2 | 8 | 1 | 0 | 0 | 0 | 0 | 0 | 2 | 0 | 4-1 | 1-0 | 1 | 0.00 |
| Feb 14 | vs Stephen F. Austin | 9.0 | 6 | 2 | 1 | 0 | 7 | 0 | 0 | 0 | 2 | 0 | 3 | 1 | 0 | 4-2 | 2-0 | 2 | 0.50 |
| Feb 15 | vs Stephen F. Austin | 9.0 | 6 | 2 | 0 | 3 | 9 | 0 | 1 | 0 | 1 | 0 | 2 | 2 | 0 | 14-2 | 3-0 | 2 | 0.33 |
| Feb 16 | vs Stephen F. Austin | 9.0 | 15 | 12 | 12 | 5 | 7 | 5 | 1 | 1 | 0 | 0 | 1 | 0 | 0 | 16-12 | 4-0 | 2 | 3.25 |
| Feb 21 | vs Niagara | 9.0 | 7 | 4 | 2 | 3 | 11 | 2 | 0 | 0 | 0 | 0 | 2 | 0 | 0 | 6-4 | 5-0 | 3 | 3.00 |
| Feb 22 | vs Niagara | 9.0 | 10 | 4 | 4 | 4 | 11 | 3 | 0 | 1 | 0 | 0 | 0 | 2 | 0 | 16-4 | 6-0 | 3 | 3.17 |
| Feb 22 | vs Niagara | 9.0 | 3 | 0 | 0 | 3 | 17 | 1 | 0 | 0 | 0 | 0 | 0 | 1 | 0 | 9-0 | 7-0 | 4 | 2.71 |
| Feb 23 | vs Niagara | 9.0 | 4 | 1 | 0 | 2 | 16 | 0 | 0 | 0 | 0 | 0 | 0 | 0 | 0 | 11-1 | 8-0 | 4 | 2.38 |
| Feb 28 | vs Akron | 9.0 | 5 | 0 | 0 | 2 | 14 | 2 | 0 | 0 | 0 | 0 | 0 | 0 | 0 | 5-0 | 9-0 | 5 | 2.11 |
| Mar 01 | vs Akron | 7.0 | 7 | 3 | 3 | 2 | 9 | 1 | 0 | 0 | 0 | 0 | 2 | 0 | 0 | 13-3 | 10-0 | 5 | 2.25 |
| Mar 01 | vs Akron | 11.0 | 12 | 10 | 8 | 5 | 11 | 4 | 1 | 3 | 0 | 0 | 3 | 1 | 0 | 9-10 | 10-1 | 5 | 2.73 |
| Mar 02 | vs Akron | 8.0 | 7 | 4 | 4 | 4 | 6 | 3 | 0 | 0 | 0 | 0 | 2 | 1 | 0 | 14-4 | 11-1 | 5 | 2.86 |
| Mar 04 | at Indiana State | 8.0 | 6 | 4 | 3 | 4 | 8 | 4 | 1 | 0 | 0 | 0 | 1 | 0 | 0 | 14-4 | 12-1 | 5 | 2.90 |
| *Mar 07 | at Minnesota | 9.0 | 7 | 3 | 2 | 8 | 5 | 0 | 0 | 0 | 1 | 0 | 0 | 2 | 0 | 6-3 | 13-1 | 5 | 2.83 |
| *Mar 08 | at Minnesota | 9.0 | 8 | 6 | 6 | 4 | 11 | 1 | 0 | 1 | 0 | 0 | 1 | 1 | 0 | 11-6 | 14-1 | 6 | 3.05 |
| *Mar 09 | at Minnesota | 8.0 | 15 | 10 | 10 | 6 | 11 | 4 | 1 | 1 | 1 | 1 | 1 | 1 | 1 | 8-10 | 14-2 | 6 | 3.51 |
| Mar 12 | BUTLER | 9.0 | 7 | 1 | 1 | 4 | 8 | 0 | 0 | 1 | 1 | 0 | 2 | 1 | 0 | 10-1 | 15-2 | 6 | 3.36 |
| Mar 14 | UIC | 9.0 | 6 | 1 | 0 | 2 | 9 | 1 | 0 | 0 | 0 | 0 | 0 | 0 | 0 | 7-1 | 16-2 | 6 | 3.17 |
| Mar 15 | UIC | 9.0 | 12 | 3 | 3 | 4 | 7 | 1 | 0 | 2 | 0 | 0 | 0 | 1 | 1 | 9-3 | 17-2 | 6 | 3.16 |
| Mar 18 | MILWAUKEE | 9.0 | 12 | 8 | 7 | 7 | 11 | 4 | 0 | 0 | 4 | 0 | 1 | 2 | 0 | 12-8 | 18-2 | 7 | 3.36 |
| *Mar 21 | MICHIGAN | 7.0 | 14 | 13 | 13 | 5 | 1 | 3 | 0 | 3 | 0 | 0 | 1 | 0 | 2 | 3-13 | 18-3 | 7 | 3.86 |
| *Mar 22 | MICHIGAN | 9.0 | 7 | 6 | 5 | 6 | 6 | 0 | 1 | 2 | 1 | 0 | 2 | 0 | 1 | 9-6 | 19-3 | 7 | 3.92 |
| *Mar 22 | MICHIGAN | 9.0 | 11 | 12 | 12 | 11 | 3 | 1 | 1 | 1 | 1 | 0 | 3 | 0 | 0 | 9-12 | 19-4 | 7 | 4.28 |
| Mar 25 | VALPARAISO | 9.0 | 6 | 3 | 3 | 7 | 11 | 1 | 0 | 1 | 2 | 0 | 0 | 2 | 0 | 6-3 | 20-4 | 8 | 4.22 |
| *Mar 28 | UCLA | 9.0 | 9 | 8 | 8 | 6 | 7 | 0 | 0 | 3 | 0 | 1 | 5 | 0 | 0 | 5-8 | 20-5 | 8 | 4.38 |
| *Mar 29 | UCLA | 9.0 | 17 | 13 | 12 | 4 | 6 | 4 | 1 | 1 | 1 | 0 | 4 | 3 | 1 | 12-13 | 20-6 | 8 | 4.68 |
| *Mar 30 | UCLA | 8.0 | 19 | 16 | 16 | 2 | 4 | 4 | 0 | 2 | 2 | 0 | 3 | 0 | 0 | 3-16 | 20-7 | 8 | 5.13 |
| Apr 01 | NORTHERN ILLINOIS | 9.0 | 4 | 2 | 2 | 3 | 8 | 1 | 0 | 1 | 0 | 0 | 1 | 1 | 1 | 1-2 | 20-8 | 8 | 5.01 |
| *Apr 04 | at Washington | 8.0 | 9 | 8 | 8 | 5 | 7 | 2 | 0 | 1 | 2 | 0 | 4 | 0 | 0 | 1-8 | 20-9 | 8 | 5.14 |
| *Apr 05 | at Washington | 8.0 | 4 | 5 | 3 | 3 | 11 | 1 | 0 | 2 | 1 | 3 | 0 | 0 | 0 | 4-5 | 20-10 | 8 | 5.08 |
| *Apr 06 | at Washington | 8.1 | 10 | 5 | 5 | 7 | 7 | 2 | 0 | 1 | 0 | 1 | 0 | 1 | 1 | 3-5 | 20-11 | 8 | 5.09 |
| Apr 08 | INDIANA STATE | 10.0 | 13 | 9 | 4 | 6 | 5 | 3 | 0 | 2 | 0 | 0 | 2 | 2 | 3 | 8-9 | 20-12 | 8 | 5.04 |
| *Apr 11 | RUTGERS | 9.0 | 10 | 1 | 1 | 5 | 12 | 1 | 1 | 0 | 1 | 0 | 1 | 2 | 0 | 2-1 | 21-12 | 9 | 4.91 |
| *Apr 12 | RUTGERS | 9.0 | 8 | 5 | 3 | 2 | 8 | 2 | 0 | 0 | 0 | 0 | 1 | 1 | 0 | 10-5 | 22-12 | 10 | 4.86 |
| *Apr 13 | RUTGERS | 9.0 | 11 | 6 | 5 | 3 | 5 | 2 | 0 | 2 | 2 | 0 | 1 | 0 | 0 | 3-6 | 22-13 | 10 | 4.86 |
| Apr 14 | ARIZONA STATE | 9.0 | 9 | 6 | 6 | 4 | 6 | 5 | 0 | 0 | 0 | 0 | 4 | 0 | 0 | 8-6 | 23-13 | 10 | 4.89 |
| *Apr 18 | at Penn State | 8.0 | 13 | 10 | 9 | 3 | 11 | 5 | 1 | 0 | 1 | 0 | 1 | 1 | 0 | 2-10 | 23-14 | 10 | 5.02 |
| *Apr 19 | at Penn State | 8.0 | 13 | 13 | 13 | 8 | 7 | 4 | 0 | 1 | 1 | 0 | 1 | 1 | 0 | 6-13 | 23-15 | 10 | 5.25 |
| *Apr 20 | at Penn State | 9.0 | 5 | 8 | 4 | 4 | 8 | 1 | 0 | 1 | 0 | 0 | 4 | 0 | 0 | 11-8 | 24-15 | 10 | 5.22 |
| Apr 22 | AUSTIN PEAY | 9.0 | 18 | 16 | 13 | 5 | 10 | 3 | 0 | 2 | 1 | 0 | 4 | 0 | 0 | 10-16 | 24-16 | 10 | 5.42 |
| *Apr 25 | at Illinois | 8.0 | 9 | 6 | 6 | 2 | 7 | 3 | 0 | 2 | 1 | 0 | 0 | 0 | 0 | 4-6 | 24-17 | 10 | 5.45 |
| *Apr 26 | at Illinois | 8.0 | 10 | 3 | 3 | 3 | 8 | 2 | 0 | 0 | 0 | 0 | 0 | 2 | 0 | 1-3 | 24-18 | 10 | 5.40 |
| *Apr 27 | at Illinois | 7.0 | 4 | 4 | 4 | 2 | 8 | 0 | 1 | 2 | 0 | 0 | 1 | 0 | 0 | 20-4 | 25-18 | 10 | 5.40 |
| Apr 29 | NOTRE DAME | 9.0 | 10 | 5 | 5 | 6 | 11 | 1 | 0 | 2 | 0 | 0 | 3 | 0 | 0 | 11-5 | 26-18 | 11 | 5.39 |
| *May 02 | NORTHWESTERN | 9.0 | 9 | 8 | 8 | 6 | 7 | 3 | 0 | 0 | 0 | 0 | 2 | 0 | 2 | 6-8 | 26-19 | 11 | 5.45 |
| *May 03 | NORTHWESTERN | 9.0 | 10 | 3 | 3 | 0 | 8 | 1 | 0 | 0 | 1 | 0 | 0 | 1 | 0 | 5-3 | 27-19 | 12 | 5.40 |
| *May 03 | NORTHWESTERN | 9.0 | 8 | 5 | 4 | 3 | 7 | 1 | 0 | 0 | 1 | 0 | 2 | 0 | 0 | 7-5 | 28-19 | 13 | 5.36 |
| May 06 | BALL STATE | 7.0 | 7 | 4 | 4 | 0 | 5 | 0 | 0 | 1 | 0 | 0 | 1 | 2 | 0 | 14-4 | 29-19 | 13 | 5.36 |
| *May 09 | at Indiana | 8.0 | 10 | 8 | 8 | 8 | 10 | 2 | 0 | 0 | 1 | 0 | 0 | 0 | 0 | 0-8 | 29-20 | 13 | 5.43 |
| *May 10 | at Indiana | 9.0 | 7 | 1 | 1 | 3 | 4 | 2 | 0 | 0 | 0 | 0 | 2 | 2 | 0 | 5-1 | 30-20 | 13 | 5.34 |
| *May 11 | at Indiana | 6.1 | 10 | 14 | 14 | 9 | 3 | 2 | 0 | 2 | 2 | 0 | 4 | 1 | 1 | 4-14 | 30-21 | 13 | 5.55 |
| Totals | | 439.2 | 465 | 305 | 271 | 215 | 417 | 99 | 11 | 45 | 32 | 6 | 78 | 40 | 14 | 391-305 | 30-21 | 13 | 5.55 |

2025 Purdue Baseball
Team Game-by-Game for Purdue (as of May 11, 2025)
Pitching (All games)

| Date | Opponent | Score Score | Total h/ab | vs Left | vs Right | With Runners | Bases Empty | With 2-outs | Reach as Leadoff | Gnd Out | Fly Out | ERA |
|---------|----------------------|----------------|---------------|------------|-------------|-----------------|----------------|----------------|---------------------|------------|------------|------|
| Feb 14 | vs Stephen F. Austin | 4-1 | 6-31 | 4-11 | 2-20 | 2-9 | 4-22 | 2-11 | 4-9 | 8 | 8 | 0.00 |
| Feb 14 | vs Stephen F. Austin | 4-2 | 6-33 | 3-11 | 3-22 | 4-13 | 2-20 | 2-10 | 2-9 | 10 | 9 | 0.50 |
| Feb 15 | vs Stephen F. Austin | 14-2 | 6-29 | 0-8 | 6-21 | 2-15 | 4-14 | 1-9 | 5-9 | 8 | 7 | 0.33 |
| Feb 16 | vs Stephen F. Austin | 16-12 | 15-40 | 2-10 | 13-30 | 10-21 | 5-19 | 3-12 | 5-9 | 13 | 7 | 3.25 |
| Feb 21 | vs Niagara | 6-4 | 7-35 | 1-12 | 6-23 | 4-16 | 3-19 | 3-13 | 1-9 | 7 | 9 | 3.00 |
| Feb 22 | vs Niagara | 16-4 | 10-33 | 2-11 | 8-22 | 3-19 | 7-14 | 1-9 | 6-9 | 6 | 8 | 3.17 |
| Feb 22 | vs Niagara | 9-0 | 3-30 | 1-6 | 2-24 | 1-12 | 2-18 | 0-8 | 4-9 | 5 | 4 | 2.71 |
| Feb 23 | vs Niagara | 11-1 | 4-31 | 2-11 | 2-20 | 1-7 | 3-24 | 2-11 | 0-9 | 3 | 8 | 2.38 |
| Feb 28 | vs Akron | 5-0 | 5-31 | 2-15 | 3-16 | 1-10 | 4-21 | 2-11 | 3-9 | 5 | 7 | 2.11 |
| Mar 01 | vs Akron | 13-3 | 7-25 | 4-9 | 3-16 | 3-13 | 4-12 | 0-7 | 3-7 | 5 | 5 | 2.25 |
| Mar 01 | vs Akron | 9-10 | 12-41 | 5-15 | 7-26 | 6-19 | 6-22 | 1-12 | 6-11 | 8 | 13 | 2.73 |
| Mar 02 | vs Akron | 14-4 | 7-29 | 3-9 | 4-20 | 3-17 | 4-12 | 3-11 | 3-8 | 7 | 9 | 2.86 |
| Mar 04 | at Indiana State | 14-4 | 6-31 | 3-10 | 3-21 | 3-19 | 3-12 | 3-11 | 2-8 | 11 | 5 | 2.90 |
| *Mar 07 | at Minnesota | 6-3 | 7-32 | 5-17 | 2-15 | 3-19 | 4-13 | 0-8 | 6-9 | 7 | 13 | 2.83 |
| *Mar 08 | at Minnesota | 11-6 | 8-31 | 4-11 | 4-20 | 4-13 | 4-18 | 2-9 | 4-9 | 5 | 7 | 3.05 |
| *Mar 09 | at Minnesota | 8-10 | 15-36 | 10-22 | 5-14 | 9-23 | 6-13 | 7-14 | 3-8 | 7 | 4 | 3.51 |
| Mar 12 | BUTLER | 10-1 | 7-32 | 6-17 | 1-15 | 2-13 | 5-19 | 1-8 | 3-9 | 10 | 7 | 3.36 |
| Mar 14 | UIC | 7-1 | 6-33 | 3-17 | 3-16 | 2-12 | 4-21 | 2-11 | 1-9 | 5 | 13 | 3.17 |
| Mar 15 | UIC | 9-3 | 12-34 | 1-12 | 11-22 | 3-16 | 9-18 | 5-11 | 5-9 | 10 | 5 | 3.16 |
| Mar 18 | MILWAUKEE | 12-8 | 12-38 | 8-21 | 4-17 | 8-26 | 4-12 | 2-11 | 6-9 | 11 | 4 | 3.36 |
| *Mar 21 | MICHIGAN | 3-13 | 14-32 | 3-8 | 11-24 | 8-16 | 6-16 | 4-10 | 2-7 | 11 | 8 | 3.86 |
| *Mar 22 | MICHIGAN | 9-6 | 7-34 | 2-7 | 5-27 | 3-12 | 4-22 | 2-11 | 2-9 | 10 | 10 | 3.92 |
| *Mar 22 | MICHIGAN | 9-12 | 11-37 | 4-14 | 7-23 | 6-25 | 5-12 | 6-16 | 4-9 | 8 | 16 | 4.28 |
| Mar 25 | VALPARAISO | 6-3 | 6-30 | 2-12 | 4-18 | 2-11 | 4-19 | 4-12 | 4-9 | 5 | 9 | 4.22 |
| *Mar 28 | UCLA | 5-8 | 9-36 | 6-22 | 3-14 | 5-18 | 4-18 | 3-12 | 2-9 | 5 | 15 | 4.38 |
| *Mar 29 | UCLA | 12-13 | 17-39 | 10-21 | 7-18 | 9-21 | 8-18 | 6-14 | 4-9 | 7 | 11 | 4.68 |
| *Mar 30 | UCLA | 3-16 | 19-42 | 12-24 | 7-18 | 13-26 | 6-16 | 5-13 | 4-8 | 8 | 12 | 5.13 |
| Apr 01 | NORTHERN ILLINOIS | 1-2 | 4-29 | 1-13 | 3-16 | 1-8 | 3-21 | 0-7 | 3-10 | 6 | 10 | 5.01 |
| *Apr 04 | at Washington | 1-8 | 9-33 | 4-12 | 5-21 | 5-14 | 4-19 | 6-14 | 2-8 | 7 | 10 | 5.14 |
| *Apr 05 | at Washington | 4-5 | 4-29 | 2-11 | 2-18 | 3-9 | 1-20 | 1-8 | 2-8 | 5 | 8 | 5.08 |
| *Apr 06 | at Washington | 3-5 | 10-33 | 2-7 | 8-26 | 5-19 | 5-14 | 1-9 | 2-9 | 9 | 8 | 5.09 |
| Apr 08 | INDIANA STATE | 8-9 | 13-42 | 4-16 | 9-26 | 4-23 | 9-19 | 4-12 | 4-10 | 12 | 10 | 5.04 |
| *Apr 11 | RUTGERS | 2-1 | 10-37 | 6-16 | 4-21 | 4-24 | 6-13 | 2-10 | 6-10 | 6 | 7 | 4.91 |
| *Apr 12 | RUTGERS | 10-5 | 8-36 | 3-16 | 5-20 | 5-14 | 3-22 | 3-13 | 1-10 | 12 | 6 | 4.86 |
| *Apr 13 | RUTGERS | 3-6 | 11-36 | 6-18 | 5-18 | 4-16 | 7-20 | 2-11 | 1-10 | 8 | 14 | 4.86 |
| Apr 14 | ARIZONA STATE | 8-6 | 9-34 | 4-19 | 5-15 | 4-17 | 5-17 | 6-14 | 3-9 | 9 | 11 | 4.89 |
| *Apr 18 | at Penn State | 2-10 | 13-36 | 3-5 | 10-31 | 8-20 | 5-16 | 7-16 | 3-8 | 3 | 9 | 5.02 |
| *Apr 19 | at Penn State | 6-13 | 13-35 | 3-7 | 10-28 | 12-22 | 1-13 | 1-8 | 4-8 | 4 | 11 | 5.25 |
| *Apr 20 | at Penn State | 11-8 | 5-33 | 1-4 | 4-29 | 3-17 | 2-16 | 3-12 | 3-9 | 8 | 11 | 5.22 |
| Apr 22 | AUSTIN PEAY | 10-16 | 18-44 | 3-4 | 15-40 | 12-27 | 6-17 | 9-17 | 4-9 | 9 | 6 | 5.42 |
| *Apr 25 | at Illinois | 4-6 | 9-33 | 4-15 | 5-18 | 4-15 | 5-18 | 3-11 | 3-8 | 6 | 11 | 5.45 |
| *Apr 26 | at Illinois | 1-3 | 10-31 | 2-13 | 8-18 | 5-20 | 5-11 | 1-9 | 6-8 | 12 | 2 | 5.40 |
| *Apr 27 | at Illinois | 20-4 | 4-25 | 2-11 | 2-14 | 1-7 | 3-18 | 0-7 | 1-7 | 5 | 8 | 5.40 |
| Apr 29 | NOTRE DAME | 11-5 | 10-37 | 7-17 | 3-20 | 3-19 | 7-18 | 3-12 | 3-9 | 5 | 11 | 5.39 |
| *May 02 | NORTHWESTERN | 6-8 | 9-33 | 5-19 | 4-14 | 5-17 | 4-16 | 1-10 | 4-9 | 6 | 14 | 5.45 |
| *May 03 | NORTHWESTERN | 5-3 | 10-35 | 4-19 | 6-16 | 4-14 | 6-21 | 3-11 | 3-9 | 9 | 8 | 5.40 |
| *May 03 | NORTHWESTERN | 7-5 | 8-32 | 5-18 | 3-14 | 6-18 | 2-14 | 0-9 | 5-9 | 6 | 14 | 5.36 |
| May 06 | BALL STATE | 14-4 | 7-25 | 5-15 | 2-10 | 4-9 | 3-16 | 1-6 | 2-8 | 6 | 8 | 5.36 |
| *May 09 | at Indiana | 0-8 | 10-32 | 4-17 | 6-15 | 5-19 | 5-13 | 2-10 | 4-8 | 8 | 6 | 5.43 |
| *May 10 | at Indiana | 5-1 | 7-31 | 3-10 | 4-21 | 3-14 | 4-17 | 0-9 | 4-9 | 12 | 8 | 5.34 |
| *May 11 | at Indiana | 4-14 | 10-26 | 3-10 | 7-16 | 6-17 | 4-9 | 1-6 | 4-7 | 5 | 10 | 5.55 |
| Totals | | 391-305 | 465-1702 | 194-675 | 271-1027 | 236-840 | 229-862 | 132-546 | 171-446 | 383 | 454 | 5.55 |
| | | | .273 | .287 | .264 | .281 | .266 | .242 | .383 | | | |

2025 Purdue Baseball
Inherited Runners/Scored Breakdown for Purdue (as of May 11, 2025)
(All games)

| Opponent | Date | #43 A-cook | #29 Beuter | #30 Finley | #52 Gallagher | #42 Guiliano | #28 Hayden | #33 Klug | #27 Kolze | #11 Lauve | #37 Milburn | #25 Olson | #40 Sawyer | #35 Tarr | #18 Trenerry | #31 Vallone |
|-------------------|--------|---------------|---------------|---------------|------------------|-----------------|---------------|-------------|--------------|--------------|----------------|--------------|---------------|-------------|-----------------|----------------|
| Stephen F. Austin | Feb 14 | 1/0 | | | | | | | | | | | | | | 0/0 |
| Stephen F. Austin | Feb 14 | 0/0 | | 0/0 | | 2/1 | | | | | | | | | | |
| Stephen F. Austin | Feb 15 | | 1/0 | | | | | | | | 0/0 | | | | 0/0 | |
| Stephen F. Austin | Feb 16 | 2/1 | | | 0/0 | 1/0 | 0/0 | | 2/2 | 0/0 | | Start | 0/0 | 0/0 | | |
| Niagara | Feb 21 | 2/0 | | | | | | | | | | | | | | 0/0 |
| Niagara | Feb 22 | | | 0/0 | 0/0 | | 1/0 | | | | | | | | | |
| Niagara | Feb 22 | | 1/0 | | | | | | | | | | | | | |
| Niagara | Feb 23 | | | | | | | | 2/0 | | 0/0 | 2/1 | 0/0 | | Start | |
| Akron | Feb 28 | | | | | | | | | | | | | | | 0/0 |
| Akron | Mar 01 | | 1/0 | | | | | | | | | | | | | |
| Akron | Mar 01 | 0/0 | | 0/0 | | | 1/1 | | | | 2/2 | 0/0 | | | 0/0 | |
| Akron | Mar 02 | | | | 0/0 | | 2/2 | 0/0 | | | | | Start | 0/0 | | 1/0 |
| Indiana State | Mar 04 | | 2/1 | | | | | | | | 0/0 | Start | | | | |
| Minnesota | Mar 07 | 2/2 | | | | | | | | | | | | | | 1/0 |
| Minnesota | Mar 08 | | 3/3 | | | | 0/0 | | | | | | | | | |
| Minnesota | Mar 09 | | | 0/0 | 1/0 | | | | | | 1/0 | Start | 2/1 | | 1/0 | |
| Butler | Mar 12 | | 3/0 | | | 0/0 | 0/0 | 0/0 | | | | | 0/0 | | | |
| UIC | Mar 14 | 2/0 | | | | | | | | | | | | | | 1/1 |
| UIC | Mar 15 | | 1/0 | | | | | | | | 1/0 | | | | | |
| Milwaukee | Mar 18 | 3/2 | | | | | | 0/0 | | | 1/0 | | | | | 2/0 |
| Michigan | Mar 21 | | | 0/0 | 2/1 | | | | | | | | | | | 3/3 |
| Michigan | Mar 22 | 0/0 | 2/2 | | | | | | | | 1/0 | | | | | |
| Michigan | Mar 22 | 1/1 | | | | 3/1 | 0/0 | 0/0 | 1/0 | | | 1/0 | 2/2 | | | |
| Valparaiso | Mar 25 | 1/1 | | | 0/0 | | | | 0/0 | | Start | | | | | 3/0 |
| UCLA | Mar 28 | 1/1 | 0/0 | | | | | | | | | | | | | 0/0 |
| UCLA | Mar 29 | | 1/1 | | 2/1 | 1/0 | 3/2 | 0/0 | | | 3/0 | | | | | |
| UCLA | Mar 30 | 1/1 | | | 3/3 | | | | 0/0 | | | | 0/0 | | | |
| Northern Illinois | Apr 01 | 1/0 | | Start | | | | 2/0 | | | 0/0 | | | | | 0/0 |
| Washington | Apr 04 | | | | 0/0 | 3/1 | | | | | | 1/1 | | | | |
| Washington | Apr 05 | | | | | | | | | | Start | | | | | 0/0 |
| Washington | Apr 06 | 1/0 | | | | | | 1/1 | | | | | | | | |
| Indiana State | Apr 08 | 3/0 | 0/0 | Start | 2/2 | | | | 0/0 | | 1/0 | | | | | |
| Rutgers | Apr 11 | 1/0 | | | | | | | | | | | | | | 1/0 |
| Rutgers | Apr 12 | 3/0 | | | | | | | 3/2 | | 1/1 | | | | | |
| Rutgers | Apr 13 | | Start | | | | | 0/0 | | | | | | | | 0/0 |
| Arizona State | Apr 14 | 1/0 | | Start | | 1/0 | 1/0 | | 1/1 | | 2/0 | | | | | |
| Penn State | Apr 18 | | | | | 2/1 | 2/2 | | 0/0 | | | | | | 2/0 | 0/0 |
| Penn State | Apr 19 | | 1/1 | | | | | | | 1/1 | 2/0 | | | 1/0 | | |
| Penn State | Apr 20 | 0/0 | | | | | | Start | | | | | | | | 0/0 |
| Austin Peay | Apr 22 | 0/0 | 1/0 | 2/0 | | 0/0 | | | | | 2/2 | | | | 1/1 | |
| Illinois | Apr 25 | | | 1/0 | | 0/0 | | | | | | | | | | |
| Illinois | Apr 26 | 1/1 | | | | | | 1/0 | | | | | | | | |
| Illinois | Apr 27 | | 0/0 | | | | | | | | | | | | 0/0 | Start |
| Notre Dame | Apr 29 | 0/0 | | 0/0 | | | | 1/1 | | | 0/0 | | | | | |
| Northwestern | May 02 | 3/3 | | | | | | | | | 1/0 | | | | | 0/0 |
| Northwestern | May 03 | | | | | | | 0/0 | | | | | | | | |
| Northwestern | May 03 | 1/1 | | 0/0 | | | | | | | | | | | | 2/1 |
| Ball State | May 06 | | | | | 0/0 | | Start | | | 0/0 | | | | 0/0 | |
| Indiana | May 09 | | 2/1 | | | | | | | | 3/1 | | | | | |
| Indiana | May 10 | | | | | | | | | | | | | | | 2/0 |
| Indiana | May 11 | 3/3 | | | | | 3/3 | 1/0 | | | | | | | 2/2 | |
| Totals | 160/74 | 34/17 | 19/9 | 3/0 | 10/7 | 13/4 | 13/10 | 6/2 | 9/5 | 1/1 | 21/6 | 4/2 | 4/3 | 1/0 | 6/3 | 16/5 |

2025 Purdue Baseball
Season Game Highs for Purdue (as of May 11, 2025)
(All games)

TEAM GAME HIGHS

Batting

| | | | |
|------------------|----|---|--|
| At bats: | 44 | - | vs Stephen F. Austin (Feb 16, 2025 at Sugar Land, Texas) |
| Runs scored: | 20 | - | at Illinois (Apr 27, 2025) |
| Hits: | 20 | - | vs Niagara (Feb 22, 2025 at Holly Springs, N.C.) |
| RBI's: | 19 | - | at Illinois (Apr 27, 2025) |
| Doubles: | 7 | - | vs Stephen F. Austin (Feb 16, 2025 at Sugar Land, Texas) |
| Triples: | 1 | - | (7 times) |
| Home runs: | 4 | - | vs Akron (Mar 01, 2025 at Holly Springs, N.C.) |
| Total bases: | 34 | - | vs Niagara (Feb 22, 2025 at Holly Springs, N.C.) |
| Walks: | 11 | - | vs Niagara (Feb 21, 2025 at Holly Springs, N.C.) |
| Strikeouts: | 15 | - | vs UCLA (Mar 28, 2025) |
| Sac hits: | 2 | - | at Minnesota (Mar 09, 2025) |
| | 2 | - | vs Valparaiso (Mar 25, 2025) |
| | 2 | - | vs Notre Dame (Apr 29, 2025) |
| Sac flies: | 2 | - | (6 times) |
| Stolen bases: | 7 | - | vs Michigan (Mar 22, 2025) |
| Hit by pitch: | 7 | - | vs Akron (Mar 02, 2025 at Holly Springs, N.C.) |
| | 7 | - | vs Milwaukee (Mar 18, 2025) |
| | 7 | - | at Illinois (Apr 27, 2025) |
| Caught stealing: | 2 | - | vs Butler (Mar 12, 2025) |
| | 2 | - | at Illinois (Apr 27, 2025) |
| Runners LOB: | 14 | - | vs Niagara (Feb 22, 2025 at Holly Springs, N.C.) |
| | 14 | - | vs Indiana State (Apr 08, 2025) |
| Hit into DP: | 4 | - | vs UCLA (Mar 29, 2025) |

Fielding

| | | | |
|---------------|----|---|--|
| Putouts: | 33 | - | vs Akron (Mar 01, 2025 at Holly Springs, N.C.) |
| Assists: | 15 | - | at Illinois (Apr 26, 2025) |
| | 15 | - | at Indiana (May 10, 2025) |
| Errors: | 3 | - | at Penn State (Apr 18, 2025) |
| Passed balls: | 3 | - | vs Akron (Mar 01, 2025 at Holly Springs, N.C.) |
| DPs turned: | 3 | - | vs UCLA (Mar 29, 2025) |

Pitching

| | | | |
|------------------|------|---|--|
| Innings pitched: | 11.0 | - | vs Akron (Mar 01, 2025 at Holly Springs, N.C.) |
| Runs allowed: | 16 | - | vs UCLA (Mar 30, 2025) |
| | 16 | - | vs Austin Peay (Apr 22, 2025) |
| Earned runs: | 16 | - | vs UCLA (Mar 30, 2025) |
| Walks allowed: | 11 | - | vs Michigan (Mar 22, 2025) |
| Strikeouts: | 17 | - | vs Niagara (Feb 22, 2025 at Holly Springs, NC) |
| Hits allowed: | 19 | - | vs UCLA (Mar 30, 2025) |
| Doubles allowed: | 5 | - | vs Stephen F. Austin (Feb 16, 2025 at Sugar Land, Texas) |
| | 5 | - | vs Arizona State (Apr 14, 2025) |
| | 5 | - | at Penn State (Apr 18, 2025) |
| Triples allowed: | 1 | - | (11 times) |
| Homers allowed: | 3 | - | vs Akron (Mar 01, 2025 at Holly Springs, N.C.) |
| | 3 | - | vs Michigan (Mar 21, 2025) |
| | 3 | - | vs UCLA (Mar 28, 2025) |
| Wild pitches: | 4 | - | vs Milwaukee (Mar 18, 2025) |

2025 Purdue Baseball
Season Game Highs for Purdue (as of May 11, 2025)
(All games)

INDIVIDUAL GAME HIGHS

Batting

| | | | |
|------------------|----|---|--|
| At bats: | 6 | - | DeCELLO, Sergio vs Stephen F. Austin (Feb 16, 2025 at Sugar Land, Te |
| | 6 | - | SUTTER, Logan vs Niagara (Feb 22, 2025 at Holly Springs, N.C.) |
| | 6 | - | SUTTER, Logan vs Austin Peay (Apr 22, 2025) |
| Runs scored: | 5 | - | SUTTER, Logan vs Niagara (Feb 22, 2025 at Holly Springs, N.C.) |
| Hits: | 6 | - | SUTTER, Logan vs Niagara (Feb 22, 2025 at Holly Springs, N.C.) |
| RBIs: | 8 | - | MANIAS, Aaron at Indiana State (Mar 04, 2025) |
| Doubles: | 3 | - | SUTTER, Logan vs Stephen F. Austin (Feb 16, 2025 at Sugar Land, Tex |
| | 3 | - | MANIAS, Aaron at Indiana State (Mar 04, 2025) |
| Triples: | 1 | - | (7 times) |
| Home runs: | 2 | - | SUTTER, Logan vs Niagara (Feb 22, 2025 at Holly Springs, N.C.) |
| | 2 | - | RICHMOND, CJ vs Niagara (Feb 23, 2025 at Holly Springs, N.C.) |
| | 2 | - | SUTTER, Logan vs Austin Peay (Apr 22, 2025) |
| Total bases: | 14 | - | SUTTER, Logan vs Niagara (Feb 22, 2025 at Holly Springs, N.C.) |
| Walks: | 4 | - | DeCELLO, Sergio vs Niagara (Feb 22, 2025 at Holly Springs, NC) |
| Strikeouts: | 4 | - | SUTTER, Logan at Washington (Apr 04, 2025) |
| Sac hits: | 1 | - | (26 times) |
| Sac flies: | 1 | - | (27 times) |
| Stolen bases: | 2 | - | (14 times) |
| Hit by pitch: | 3 | - | CHOI, Albert vs Akron (Mar 02, 2025 at Holly Springs, N.C.) |
| | 3 | - | MANIAS, Aaron vs UCLA (Mar 29, 2025) |
| Caught stealing: | 1 | - | (15 times) |
| Runners LOB: | 6 | - | DeCELLO, Sergio vs Niagara (Feb 21, 2025 at Holly Springs, N.C.) |
| | 6 | - | SUTTER, Logan vs Indiana State (Apr 08, 2025) |

Fielding

| | | | |
|---------------|----|---|--|
| Putouts: | 13 | - | (4 times) |
| Assists: | 8 | - | GILL, Ty at Illinois (Apr 26, 2025) |
| Errors: | 2 | - | GILL, Ty vs Milwaukee (Mar 18, 2025) |
| | 2 | - | GILL, Ty vs Michigan (Mar 22, 2025) |
| Passed balls: | 2 | - | DeCELLO, Sergio vs Akron (Mar 01, 2025 at Holly Springs, N.C.) |

Pitching

| | | | |
|------------------|-----|---|---|
| Innings pitched: | 7.0 | - | VAN ASSEN, Cole vs Rutgers (Apr 12, 2025) |
| | 7.0 | - | VAN ASSEN, Cole vs Northwestern (May 03, 2025) |
| Runs allowed: | 7 | - | DOORN, Carter vs Michigan (Mar 21, 2025) |
| Earned runs: | 7 | - | DOORN, Carter vs Michigan (Mar 21, 2025) |
| Walks allowed: | 4 | - | (10 times) |
| Strikeouts: | 10 | - | STOREY, Easton vs Niagara (Feb 22, 2025 at Holly Springs, NC) |
| | 10 | - | VALLONE, Michael at Washington (Apr 05, 2025) |
| Hits allowed: | 9 | - | DOORN, Carter at Illinois (Apr 25, 2025) |
| Doubles allowed: | 4 | - | DOORN, Carter at Penn State (Apr 18, 2025) |
| Triples allowed: | 1 | - | (11 times) |
| Homers allowed: | 3 | - | DOORN, Carter vs UCLA (Mar 28, 2025) |
| Wild pitches: | 2 | - | (4 times) |
| Hit batters: | 3 | - | VALLONE, Michael vs UCLA (Mar 28, 2025) |
| | 3 | - | COOK, Avery at Penn State (Apr 20, 2025) |

Record: 30-21 Home: 13-10 Away: 6-10 Neutral: 11-1 Big Ten: 10-17

(All games Sorted by Earned run avg)

| Player | SEASON | | | | | | | | | | | | | | CAREER | | | | | | | | | | | | | |
|---------------------|--------|-------|-----|----|----|-----|----|-------|-----|-----|-----|-----|-----|-------|--------|-----|----|----|-----|----|-------|-----|----|----|----|-----|--|--|
| | ERA | W-L | App | GS | CG | Sho | Sv | IP | H | R | ER | BB | SO | ERA | W-L | App | GS | CG | Sho | Sv | IP | H | R | ER | BB | SO | | |
| 31 VALLONE, Michael | 3.95 | 4-1 | 20 | 1 | 0 | 0 | 1 | 54.2 | 41 | 27 | 24 | 16 | 64 | 3.95 | 4-1 | 20 | 1 | 0 | 0 | 1 | 54.2 | 41 | 27 | 24 | 16 | 64 | | |
| 26 VAN ASSEN, Cole | 4.13 | 4-3 | 14 | 13 | 0 | 0 | 1 | 61.0 | 67 | 30 | 28 | 21 | 45 | 4.20 | 9-5 | 27 | 21 | 0 | 0 | 1 | 100.2 | 115 | 52 | 47 | 36 | 76 | | |
| 36 DOORN, Carter | 5.04 | 4-5 | 13 | 13 | 0 | 0 | 0 | 60.2 | 63 | 38 | 34 | 30 | 48 | 6.08 | 8-7 | 52 | 16 | 0 | 0 | 0 | 127.1 | 134 | 94 | 86 | 61 | 107 | | |
| ----- | | | | | | | | | | | | | | | | | | | | | | | | | | | | |
| 43 COOK, Avery | 3.99 | 3-2 | 26 | 0 | 0 | 0 | 9 | 38.1 | 37 | 19 | 17 | 17 | 38 | 4.74 | 5-4 | 70 | 0 | 0 | 0 | 14 | 93.0 | 84 | 58 | 49 | 51 | 94 | | |
| 52 GALLAGHER, Chris | 4.09 | 1-0 | 10 | 0 | 0 | 0 | 0 | 11.0 | 9 | 5 | 5 | 11 | 8 | 4.09 | 1-0 | 10 | 0 | 0 | 0 | 0 | 11.0 | 9 | 5 | 5 | 11 | 8 | | |
| 22 STOREY, Easton | 5.01 | 4-2 | 11 | 11 | 0 | 0 | 0 | 41.1 | 35 | 28 | 23 | 25 | 53 | 5.56 | 4-2 | 17 | 11 | 0 | 0 | 0 | 45.1 | 38 | 33 | 28 | 30 | 57 | | |
| 27 KOLZE, Nick | 5.79 | 0-0 | 9 | 0 | 0 | 0 | 0 | 9.1 | 13 | 10 | 6 | 9 | 5 | 5.79 | 0-0 | 9 | 0 | 0 | 0 | 0 | 9.1 | 13 | 10 | 6 | 9 | 5 | | |
| 29 BEUTER, Gavin | 6.07 | 1-1 | 16 | 1 | 0 | 0 | 1 | 29.2 | 39 | 21 | 20 | 10 | 20 | 6.07 | 1-1 | 16 | 1 | 0 | 0 | 1 | 29.2 | 39 | 21 | 20 | 10 | 20 | | |
| 33 KLUG, Austin | 6.75 | 0-0 | 14 | 2 | 0 | 0 | 1 | 20.0 | 22 | 19 | 15 | 10 | 15 | 6.75 | 0-0 | 14 | 2 | 0 | 0 | 1 | 20.0 | 22 | 19 | 15 | 10 | 15 | | |
| 18 TRENERRY, Joe | 6.75 | 1-0 | 9 | 1 | 0 | 0 | 0 | 10.2 | 7 | 10 | 8 | 5 | 14 | 6.75 | 1-0 | 9 | 1 | 0 | 0 | 0 | 10.2 | 7 | 10 | 8 | 5 | 14 | | |
| 30 FINLEY, MacLane | 6.95 | 0-1 | 12 | 3 | 0 | 0 | 0 | 22.0 | 28 | 17 | 17 | 8 | 20 | 6.95 | 0-1 | 12 | 3 | 0 | 0 | 0 | 22.0 | 28 | 17 | 17 | 8 | 20 | | |
| 37 MILBURN, Isaac | 7.32 | 2-5 | 21 | 2 | 0 | 0 | 0 | 39.1 | 47 | 37 | 32 | 22 | 46 | 7.32 | 2-5 | 21 | 2 | 0 | 0 | 0 | 39.1 | 47 | 37 | 32 | 22 | 46 | | |
| 28 HAYDEN, Enas | 7.45 | 2-0 | 11 | 0 | 0 | 0 | 0 | 9.2 | 17 | 9 | 8 | 6 | 7 | 5.93 | 3-0 | 16 | 0 | 0 | 0 | 0 | 13.2 | 21 | 10 | 9 | 10 | 13 | | |
| 25 OLSON, Brayden | 7.53 | 3-1 | 7 | 3 | 0 | 0 | 0 | 14.1 | 19 | 13 | 12 | 8 | 16 | 8.51 | 3-2 | 14 | 3 | 0 | 0 | 0 | 24.1 | 39 | 25 | 23 | 13 | 22 | | |
| 42 GUILIANO, Justin | 7.71 | 1-0 | 11 | 0 | 0 | 0 | 0 | 9.1 | 8 | 8 | 8 | 9 | 10 | 7.71 | 1-0 | 11 | 0 | 0 | 0 | 0 | 9.1 | 8 | 8 | 8 | 9 | 10 | | |
| 11 LAUVE, Lance | 10.80 | 0-0 | 2 | 0 | 0 | 0 | 0 | 1.2 | 2 | 2 | 2 | 2 | 2 | 10.80 | 0-0 | 2 | 0 | 0 | 0 | 0 | 1.2 | 2 | 2 | 2 | 2 | 2 | | |
| 40 SAWYER, Barron | 16.20 | 0-0 | 7 | 1 | 0 | 0 | 0 | 5.0 | 8 | 9 | 9 | 4 | 4 | 16.20 | 0-0 | 7 | 1 | 0 | 0 | 0 | 5.0 | 8 | 9 | 9 | 4 | 4 | | |
| 35 TARR, Matthew | 16.20 | 0-0 | 3 | 0 | 0 | 0 | 0 | 1.2 | 3 | 3 | 3 | 2 | 2 | 16.20 | 0-0 | 3 | 0 | 0 | 0 | 0 | 1.2 | 3 | 3 | 3 | 2 | 2 | | |
| Totals | 5.55 | 30-21 | 51 | 51 | 0 | 2 | 13 | 439.2 | 465 | 305 | 271 | 215 | 417 | | | | | | | | | | | | | | | |
| Opponents | 7.12 | 21-30 | 51 | 51 | 1 | 1 | 12 | 427.0 | 482 | 391 | 338 | 236 | 396 | | | | | | | | | | | | | | | |

2025 Purdue Baseball
Conference statistics for Purdue (as of May 11, 2025)
(Big Ten games only Sorted by Batting avg)

Record: 10-17 Home: 5-7 Away: 5-10 Big Ten: 10-17

| Player | avg | gp-gs | ab | r | h | 2b | 3b | hr | rbi | tb | slg% | bb | hp | so | gdp | ob% | sf | sh | sb-att | po | a | e | fld% |
|---------------------|------|-------|-----|-----|-----|----|----|----|-----|-----|------|-----|----|-----|-----|------|----|----|--------|-----|-----|----|-------|
| 17 COOK, Lukas | .348 | 18-17 | 69 | 11 | 24 | 3 | 0 | 1 | 7 | 30 | .435 | 4 | 0 | 13 | 3 | .384 | 0 | 1 | 3-5 | 16 | 36 | 2 | .963 |
| 10 SUTTER, Logan | .309 | 27-27 | 94 | 23 | 29 | 10 | 0 | 5 | 19 | 54 | .574 | 19 | 1 | 32 | 2 | .419 | 3 | 0 | 0-0 | 179 | 10 | 0 | 1.000 |
| 2 GILL, Ty | .297 | 26-18 | 64 | 10 | 19 | 0 | 1 | 0 | 10 | 21 | .328 | 6 | 0 | 11 | 0 | .357 | 0 | 2 | 7-8 | 33 | 57 | 4 | .957 |
| 20 MANIAS, Aaron | .268 | 26-22 | 71 | 13 | 19 | 3 | 0 | 4 | 21 | 34 | .479 | 9 | 9 | 13 | 2 | .411 | 1 | 1 | 0-0 | 19 | 2 | 0 | 1.000 |
| 44 SPENCE, Keenan | .253 | 22-21 | 75 | 10 | 19 | 6 | 0 | 4 | 16 | 37 | .493 | 2 | 2 | 24 | 4 | .284 | 2 | 0 | 1-1 | 40 | 0 | 1 | .976 |
| 21 RICHMOND, CJ | .233 | 18-17 | 60 | 9 | 14 | 4 | 1 | 1 | 14 | 23 | .383 | 8 | 4 | 21 | 1 | .361 | 0 | 0 | 0-0 | 0 | 0 | 0 | .000 |
| 16 RUSSELL, Houston | .232 | 22-19 | 56 | 10 | 13 | 2 | 0 | 1 | 5 | 18 | .321 | 10 | 7 | 8 | 1 | .411 | 0 | 2 | 1-1 | 123 | 9 | 2 | .985 |
| 8 ANDERSON, Brandon | .219 | 27-27 | 96 | 23 | 21 | 3 | 0 | 3 | 14 | 33 | .344 | 12 | 11 | 16 | 4 | .364 | 2 | 0 | 2-2 | 19 | 28 | 4 | .922 |
| 1 CHOI, Albert | .190 | 25-22 | 79 | 10 | 15 | 6 | 0 | 1 | 11 | 24 | .304 | 4 | 6 | 21 | 1 | .275 | 2 | 2 | 4-5 | 48 | 0 | 1 | .980 |
| ----- | | | | | | | | | | | | | | | | | | | | | | | |
| 3 ANDERSON, Eli | .395 | 19-10 | 43 | 8 | 17 | 2 | 0 | 0 | 7 | 19 | .442 | 0 | 1 | 8 | 0 | .400 | 1 | 1 | 9-11 | 26 | 0 | 0 | 1.000 |
| 19 MOORE, Avery | .304 | 13-4 | 23 | 3 | 7 | 1 | 0 | 0 | 2 | 8 | .348 | 2 | 0 | 8 | 0 | .360 | 0 | 1 | 0-0 | 8 | 0 | 0 | 1.000 |
| 14 NOWIK, Breck | .258 | 23-7 | 31 | 4 | 8 | 3 | 0 | 1 | 5 | 14 | .452 | 1 | 1 | 6 | 2 | .303 | 0 | 0 | 0-0 | 22 | 11 | 0 | 1.000 |
| 7 GASSER, Camden | .237 | 19-12 | 38 | 10 | 9 | 2 | 0 | 0 | 4 | 11 | .289 | 12 | 2 | 12 | 0 | .442 | 0 | 4 | 0-1 | 13 | 26 | 0 | 1.000 |
| 4 ROGERS, Brandon | .216 | 22-12 | 37 | 11 | 8 | 2 | 0 | 0 | 5 | 10 | .270 | 4 | 2 | 14 | 2 | .326 | 0 | 0 | 3-3 | 54 | 0 | 1 | .982 |
| 13 DeCELLO, Sergio | .182 | 16-8 | 33 | 4 | 6 | 0 | 1 | 1 | 4 | 11 | .333 | 0 | 6 | 14 | 1 | .308 | 0 | 0 | 1-1 | 67 | 5 | 2 | .973 |
| 34 MALOTT, Corbin | .000 | 14-0 | 2 | 1 | 0 | 0 | 0 | 0 | 0 | 0 | .000 | 0 | 0 | 1 | 0 | .000 | 0 | 0 | 0-0 | 3 | 0 | 0 | 1.000 |
| 15 BRIGGS, Will | .000 | 2-0 | 1 | 0 | 0 | 0 | 0 | 0 | 0 | 0 | .000 | 0 | 0 | 0 | 0 | .000 | 0 | 0 | 0-0 | 2 | 0 | 0 | 1.000 |
| 23 GRAY, Amir | .000 | 1-0 | 1 | 0 | 0 | 0 | 0 | 0 | 0 | 0 | .000 | 0 | 0 | 0 | 1 | .000 | 0 | 0 | 0-0 | 0 | 0 | 0 | .000 |
| Totals | .261 | 27 | 873 | 160 | 228 | 47 | 3 | 22 | 144 | 347 | .397 | 93 | 52 | 222 | 24 | .362 | 11 | 14 | 31-38 | 680 | 207 | 21 | .977 |
| Opponents | .295 | 27 | 905 | 200 | 267 | 53 | 7 | 28 | 188 | 418 | .462 | 128 | 44 | 192 | 17 | .402 | 14 | 12 | 27-34 | 693 | 267 | 27 | .973 |

LOB - Team (190), Opp (223). DPs turned - Team (19), Opp (27). IBB - Team (4), SUTTER 3, L-COOK 1, Opp (9).

(Big Ten games only Sorted by Earned run avg)

| Player | era | w-l | app | gs | cg | sho | sv | ip | h | r | er | bb | so | 2b | 3b | hr | b/avg | wp | hp | bk | sfa | sha |
|---------------------|-------|-------|-----|----|----|-----|----|-------|-----|-----|-----|-----|-----|----|----|----|-------|----|----|----|-----|-----|
| 26 VAN ASSEN, Cole | 4.46 | 2-3 | 9 | 8 | 0 | 0/0 | 1 | 40.1 | 43 | 20 | 20 | 14 | 30 | 9 | 0 | 1 | .272 | 2 | 4 | 0 | 0 | 2 |
| 31 VALLONE, Michael | 5.45 | 3-1 | 12 | 1 | 0 | 0/0 | 0 | 34.2 | 28 | 23 | 21 | 11 | 39 | 4 | 1 | 2 | .217 | 2 | 9 | 2 | 3 | 1 |
| 36 DOORN, Carter | 7.30 | 1-5 | 9 | 9 | 0 | 0/0 | 0 | 40.2 | 48 | 34 | 33 | 25 | 26 | 12 | 1 | 6 | .294 | 5 | 4 | 0 | 2 | 2 |
| ----- | | | | | | | | | | | | | | | | | | | | | | |
| 35 TARR, Matthew | 0.00 | 0-0 | 1 | 0 | 0 | 0/0 | 0 | 0.1 | 0 | 0 | 0 | 0 | 0 | 0 | 0 | 0 | .000 | 0 | 1 | 0 | 0 | 0 |
| 52 GALLAGHER, Chris | 4.50 | 0-0 | 5 | 0 | 0 | 0/0 | 0 | 6.0 | 4 | 3 | 3 | 5 | 4 | 0 | 0 | 1 | .222 | 0 | 2 | 0 | 2 | 0 |
| 30 FINLEY, MacLlane | 5.40 | 0-0 | 4 | 0 | 0 | 0/0 | 0 | 5.0 | 8 | 3 | 3 | 1 | 5 | 2 | 0 | 1 | .364 | 0 | 1 | 0 | 0 | 1 |
| 43 COOK, Avery | 5.73 | 2-2 | 13 | 0 | 0 | 0/0 | 3 | 22.0 | 27 | 16 | 14 | 12 | 19 | 6 | 1 | 2 | .297 | 0 | 7 | 1 | 2 | 0 |
| 28 HAYDEN, Enas | 6.23 | 1-0 | 5 | 0 | 0 | 0/0 | 0 | 4.1 | 9 | 4 | 3 | 3 | 4 | 1 | 1 | 0 | .450 | 0 | 1 | 0 | 0 | 1 |
| 27 KOLZE, Nick | 6.75 | 0-0 | 4 | 0 | 0 | 0/0 | 0 | 5.1 | 7 | 4 | 4 | 5 | 0 | 2 | 0 | 1 | .304 | 1 | 0 | 0 | 0 | 0 |
| 33 KLUG, Austin | 7.90 | 0-0 | 8 | 1 | 0 | 0/0 | 1 | 13.2 | 16 | 16 | 12 | 7 | 8 | 3 | 0 | 3 | .291 | 2 | 2 | 0 | 0 | 2 |
| 22 STOREY, Easton | 9.18 | 1-1 | 5 | 5 | 0 | 0/0 | 0 | 16.2 | 12 | 18 | 17 | 13 | 17 | 2 | 0 | 1 | .200 | 3 | 4 | 0 | 0 | 1 |
| 37 MILBURN, Isaac | 10.71 | 0-4 | 8 | 1 | 0 | 0/0 | 0 | 19.1 | 28 | 25 | 23 | 12 | 24 | 6 | 1 | 5 | .350 | 1 | 1 | 2 | 2 | 1 |
| 29 BEUTER, Gavin | 10.80 | 0-1 | 8 | 1 | 0 | 0/0 | 0 | 10.0 | 18 | 13 | 12 | 8 | 4 | 1 | 1 | 3 | .400 | 3 | 1 | 0 | 1 | 1 |
| 42 GUILIANO, Justin | 13.50 | 0-0 | 5 | 0 | 0 | 0/0 | 0 | 2.2 | 3 | 4 | 4 | 4 | 4 | 1 | 0 | 0 | .333 | 0 | 1 | 0 | 1 | 0 |
| 11 LAUVE, Lance | 13.50 | 0-0 | 1 | 0 | 0 | 0/0 | 0 | 0.2 | 1 | 1 | 1 | 2 | 1 | 0 | 0 | 0 | .500 | 1 | 0 | 0 | 0 | 0 |
| 18 TRENERRY, Joe | 16.88 | 0-0 | 4 | 0 | 0 | 0/0 | 0 | 2.2 | 3 | 5 | 5 | 1 | 5 | 0 | 0 | 2 | .273 | 0 | 2 | 1 | 0 | 0 |
| 25 OLSON, Brayden | 27.00 | 0-0 | 3 | 1 | 0 | 0/0 | 0 | 1.2 | 8 | 5 | 5 | 4 | 2 | 3 | 1 | 0 | .615 | 1 | 1 | 0 | 0 | 0 |
| 40 SAWYER, Barron | 81.00 | 0-0 | 3 | 0 | 0 | 0/0 | 0 | 0.2 | 4 | 6 | 6 | 1 | 0 | 1 | 0 | 0 | .800 | 0 | 3 | 0 | 1 | 0 |
| Totals | 7.39 | 10-17 | 27 | 27 | 0 | 0/0 | 5 | 226.2 | 267 | 200 | 186 | 128 | 192 | 53 | 7 | 28 | .295 | 21 | 44 | 6 | 14 | 12 |
| Opponents | 5.34 | 17-10 | 27 | 27 | 1 | 1/1 | 10 | 231.0 | 228 | 160 | 137 | 93 | 222 | 47 | 3 | 22 | .261 | 15 | 52 | 1 | 11 | 14 |

PB - Team (3), RUSSELL 2, DECELLO 1, Opp (5). Pickoffs - Team (3), HAYDEN 1, RUSSELL 1, MILBURN 1. SBA/ATT - RUSSELL (20-25), VAN ASSEN (7-9), DECELLO (6-8), DOORN (5-5), VALLONE (3-3), BEUTER (3-3), MILBURN (2-3), GALLAGHER (0-2), STOREY (1-2), A-COOK (2-2), KLUG (1-1), GUILIANO (1-1), LAUVE (0-1), OLSON (1-1), HAYDEN (1-1).

2025 Purdue Baseball
Overall Statistics for Purdue (as of May 11, 2025)
(All games Sorted by Batting avg)

Record: 30-21 Home: 13-10 Away: 6-10 Neutral: 11-1 Big Ten: 10-17

| Player | avg | gp-gs | ab | r | h | 2b | 3b | hr | rbi | tb | slg% | bb | hp | so | gdp | ob% | sf | sh | sb-att | po | a | e | fld% |
|---------------------|------|-------|------|-----|-----|-----|----|----|-----|-----|------|-----|-----|-----|-----|------|----|----|--------|------|-----|----|-------|
| 17 COOK, Lukas | .402 | 37-33 | 132 | 31 | 53 | 10 | 1 | 1 | 21 | 68 | .515 | 11 | 2 | 23 | 4 | .446 | 3 | 2 | 7-10 | 32 | 74 | 3 | .972 |
| 10 SUTTER, Logan | .375 | 51-51 | 184 | 53 | 69 | 21 | 0 | 14 | 61 | 132 | .717 | 36 | 5 | 47 | 5 | .480 | 4 | 0 | 3-3 | 299 | 25 | 2 | .994 |
| 20 MANIAS, Aaron | .296 | 47-33 | 115 | 27 | 34 | 9 | 0 | 8 | 42 | 67 | .583 | 17 | 14 | 26 | 3 | .442 | 1 | 1 | 1-1 | 23 | 6 | 1 | .967 |
| 2 GILL, Ty | .295 | 48-37 | 122 | 27 | 36 | 3 | 1 | 0 | 22 | 41 | .336 | 18 | 4 | 19 | 0 | .395 | 3 | 3 | 13-14 | 52 | 101 | 9 | .944 |
| 8 ANDERSON, Brandon | .288 | 50-50 | 177 | 55 | 51 | 9 | 0 | 8 | 43 | 84 | .475 | 30 | 25 | 23 | 5 | .453 | 2 | 2 | 5-5 | 37 | 54 | 6 | .938 |
| 44 SPENCE, Keenan | .281 | 44-43 | 146 | 25 | 41 | 13 | 0 | 7 | 29 | 75 | .514 | 12 | 7 | 53 | 4 | .357 | 3 | 0 | 2-2 | 72 | 1 | 2 | .973 |
| 16 RUSSELL, Houston | .265 | 42-33 | 102 | 20 | 27 | 5 | 1 | 1 | 7 | 37 | .363 | 19 | 11 | 17 | 2 | .432 | 0 | 2 | 2-2 | 230 | 17 | 3 | .988 |
| 1 CHOI, Albert | .244 | 49-45 | 156 | 32 | 38 | 9 | 0 | 1 | 20 | 50 | .321 | 19 | 16 | 31 | 2 | .378 | 2 | 3 | 16-20 | 103 | 3 | 1 | .991 |
| 21 RICHMOND, CJ | .222 | 32-30 | 108 | 23 | 24 | 6 | 2 | 5 | 29 | 49 | .454 | 17 | 9 | 35 | 1 | .370 | 1 | 0 | 2-3 | 11 | 1 | 0 | 1.000 |
| ----- | | | | | | | | | | | | | | | | | | | | | | | |
| 5 CHRISMAN, Brody | .500 | 2-0 | 2 | 0 | 1 | 0 | 0 | 0 | 0 | 1 | .500 | 0 | 1 | 1 | 0 | .667 | 0 | 0 | 0-0 | 0 | 0 | 0 | .000 |
| 3 ANDERSON, Eli | .373 | 36-16 | 67 | 13 | 25 | 2 | 1 | 0 | 15 | 29 | .433 | 2 | 3 | 12 | 0 | .395 | 4 | 2 | 16-20 | 36 | 0 | 0 | 1.000 |
| 23 GRAY, Amir | .333 | 3-0 | 3 | 0 | 1 | 0 | 0 | 0 | 0 | 1 | .333 | 0 | 0 | 0 | 1 | .333 | 0 | 0 | 0-0 | 0 | 0 | 0 | .000 |
| 19 MOORE, Avery | .281 | 31-13 | 57 | 7 | 16 | 3 | 0 | 0 | 12 | 19 | .333 | 7 | 3 | 15 | 0 | .377 | 2 | 1 | 1-1 | 22 | 2 | 0 | 1.000 |
| 4 ROGERS, Brandon | .253 | 46-21 | 83 | 25 | 21 | 4 | 0 | 2 | 11 | 31 | .373 | 7 | 8 | 28 | 2 | .367 | 0 | 1 | 10-10 | 83 | 0 | 1 | .988 |
| 14 NOWIK, Breck | .237 | 45-14 | 59 | 10 | 14 | 4 | 0 | 3 | 14 | 27 | .458 | 7 | 5 | 11 | 3 | .366 | 0 | 2 | 5-5 | 67 | 16 | 0 | 1.000 |
| 13 DeCELLO, Sergio | .221 | 31-18 | 68 | 15 | 15 | 1 | 1 | 4 | 11 | 30 | .441 | 6 | 12 | 22 | 3 | .379 | 1 | 0 | 1-1 | 169 | 11 | 3 | .984 |
| 7 GASSER, Camden | .205 | 38-22 | 73 | 22 | 15 | 2 | 0 | 0 | 5 | 17 | .233 | 25 | 4 | 30 | 0 | .431 | 0 | 6 | 4-5 | 30 | 63 | 1 | .989 |
| 15 BRIGGS, Will | .143 | 12-0 | 7 | 0 | 1 | 0 | 0 | 0 | 1 | 1 | .143 | 1 | 0 | 1 | 0 | .222 | 1 | 0 | 0-0 | 22 | 1 | 0 | 1.000 |
| 34 MALOTT, Corbin | .000 | 33-0 | 5 | 6 | 0 | 0 | 0 | 0 | 0 | 0 | .000 | 2 | 0 | 2 | 0 | .286 | 0 | 1 | 2-3 | 7 | 0 | 0 | 1.000 |
| Totals | .289 | 51 | 1666 | 391 | 482 | 101 | 7 | 54 | 343 | 759 | .456 | 236 | 129 | 396 | 35 | .412 | 27 | 26 | 90-105 | 1319 | 422 | 42 | .976 |
| Opponents | .273 | 51 | 1702 | 305 | 465 | 99 | 11 | 45 | 285 | 721 | .424 | 215 | 78 | 417 | 36 | .376 | 22 | 18 | 36-48 | 1281 | 482 | 61 | .967 |

LOB - Team (412), Opp (411). DPs turned - Team (40), Opp (40). IBB - Team (5), SUTTER 3, B-ANDERSON 1, L-COOK 1, Opp (14).
Picked off - RICHMOND 2, ROGERS 2, SPENCE 2, RUSSELL 1, L-COOK 1, SUTTER 1, MOORE 1, E-ANDERSON 1.

(All games Sorted by Earned run avg)

| Player | era | w-l | app | gs | cq | sho | sv | ip | h | r | er | bb | so | 2b | 3b | hr | b/avg | wp | hp | bk | sfa | sha |
|---------------------|-------|-------|-----|----|----|-----|----|-------|-----|-----|-----|-----|-----|-----|----|----|-------|----|-----|----|-----|-----|
| 31 VALLONE, Michael | 3.95 | 4-1 | 20 | 1 | 0 | 0/1 | 1 | 54.2 | 41 | 27 | 24 | 16 | 64 | 8 | 1 | 3 | .205 | 2 | 12 | 2 | 3 | 1 |
| 26 VAN ASSEN, Cole | 4.13 | 4-3 | 14 | 13 | 0 | 0/0 | 1 | 61.0 | 67 | 30 | 28 | 21 | 45 | 17 | 1 | 1 | .283 | 5 | 6 | 0 | 4 | 3 |
| 36 DOORN, Carter | 5.04 | 4-5 | 13 | 13 | 0 | 0/1 | 0 | 60.2 | 63 | 38 | 34 | 30 | 48 | 17 | 1 | 6 | .267 | 5 | 4 | 0 | 2 | 2 |
| ----- | | | | | | | | | | | | | | | | | | | | | | |
| 43 COOK, Avery | 3.99 | 3-2 | 26 | 0 | 0 | 0/0 | 9 | 38.1 | 37 | 19 | 17 | 17 | 38 | 6 | 1 | 3 | .250 | 0 | 11 | 1 | 3 | 0 |
| 52 GALLAGHER, Chris | 4.09 | 1-0 | 10 | 0 | 0 | 0/0 | 0 | 11.0 | 9 | 5 | 5 | 11 | 8 | 2 | 1 | 1 | .243 | 0 | 3 | 0 | 2 | 0 |
| 22 STOREY, Easton | 5.01 | 4-2 | 11 | 11 | 0 | 0/1 | 0 | 41.1 | 35 | 28 | 23 | 25 | 53 | 5 | 1 | 3 | .232 | 3 | 9 | 0 | 0 | 3 |
| 27 KOLZE, Nick | 5.79 | 0-0 | 9 | 0 | 0 | 0/0 | 0 | 9.1 | 13 | 10 | 6 | 9 | 5 | 5 | 0 | 1 | .325 | 2 | 0 | 0 | 1 | 0 |
| 29 BEUTER, Gavin | 6.07 | 1-1 | 16 | 1 | 0 | 0/1 | 1 | 29.2 | 39 | 21 | 20 | 10 | 20 | 6 | 2 | 5 | .325 | 4 | 1 | 0 | 1 | 1 |
| 33 KLUG, Austin | 6.75 | 0-0 | 14 | 2 | 0 | 0/0 | 1 | 20.0 | 22 | 19 | 15 | 10 | 15 | 4 | 0 | 3 | .278 | 4 | 3 | 0 | 1 | 2 |
| 18 TRENERRY, Joe | 6.75 | 1-0 | 9 | 1 | 0 | 0/0 | 0 | 10.2 | 7 | 10 | 8 | 5 | 14 | 0 | 0 | 2 | .189 | 1 | 5 | 1 | 0 | 1 |
| 30 FINLEY, Maclane | 6.95 | 0-1 | 12 | 3 | 0 | 0/0 | 0 | 22.0 | 28 | 17 | 17 | 8 | 20 | 5 | 0 | 6 | .315 | 0 | 6 | 0 | 0 | 1 |
| 37 MILBURN, Isaac | 7.32 | 2-5 | 21 | 2 | 0 | 0/0 | 0 | 39.1 | 47 | 37 | 32 | 22 | 46 | 9 | 1 | 6 | .299 | 3 | 6 | 2 | 2 | 1 |
| 28 HAYDEN, Enas | 7.45 | 2-0 | 11 | 0 | 0 | 0/0 | 0 | 9.2 | 17 | 9 | 8 | 6 | 7 | 3 | 1 | 2 | .415 | 0 | 1 | 0 | 1 | 1 |
| 25 OLSON, Brayden | 7.53 | 3-1 | 7 | 3 | 0 | 0/0 | 0 | 14.1 | 19 | 13 | 12 | 8 | 16 | 7 | 1 | 1 | .306 | 1 | 2 | 0 | 0 | 1 |
| 42 GUILIANO, Justin | 7.71 | 1-0 | 11 | 0 | 0 | 0/0 | 0 | 9.1 | 8 | 8 | 8 | 9 | 10 | 1 | 0 | 1 | .250 | 0 | 4 | 0 | 1 | 1 |
| 11 LAUVE, Lance | 10.80 | 0-0 | 2 | 0 | 0 | 0/0 | 0 | 1.2 | 2 | 2 | 2 | 2 | 2 | 0 | 0 | 1 | .333 | 1 | 0 | 0 | 0 | 0 |
| 40 SAWYER, Barron | 16.20 | 0-0 | 7 | 1 | 0 | 0/0 | 0 | 5.0 | 8 | 9 | 9 | 4 | 4 | 2 | 0 | 0 | .364 | 1 | 4 | 0 | 1 | 0 |
| 35 TARR, Matthew | 16.20 | 0-0 | 3 | 0 | 0 | 0/0 | 0 | 1.2 | 3 | 3 | 3 | 2 | 2 | 2 | 0 | 0 | .375 | 0 | 1 | 0 | 0 | 0 |
| Totals | 5.55 | 30-21 | 51 | 51 | 0 | 2/2 | 13 | 439.2 | 465 | 305 | 271 | 215 | 417 | 99 | 11 | 45 | .273 | 32 | 78 | 6 | 22 | 18 |
| Opponents | 7.12 | 21-30 | 51 | 51 | 1 | 1/1 | 12 | 427.0 | 482 | 391 | 338 | 236 | 396 | 101 | 7 | 54 | .289 | 48 | 129 | 1 | 27 | 26 |

PB - Team (13), DECELLO 7, RUSSELL 6, Opp (13). Pickoffs - Team (8), MILBURN 2, BEUTER 2, VALLONE 1, RUSSELL 1, HAYDEN 1, STOREY 1, Opp (11). SBA/ATT - RUSSELL (24-31), DECELLO (10-15), VAN ASSEN (8-11), DOORN (5-6), VALLONE (5-5), BEUTER (4-5), OLSON (3-3), HAYDEN (2-3), MILBURN (2-3), FINLEY (1-2), A-COOK (2-2), STOREY (1-2), GALLAGHER (0-2), SAWYER (1-1), KLUG (1-1), LAUVE (0-1), GUILIANO (1-1).