

PURDUE BOILERMAKERS

2021-22 BASKETBALL GAME NOTES

MBB Contact: Chris Forman ►► Email: cforman@purdue.edu ►► Office: 765.494.3201 ►► Cell: 413.687.4590 ►► Address: 900 John Wooden Drive, West Lafayette, IN 47907

GAME 27 // BOILERMAKERS CONCLUDE BUSY STRETCH AT NORTHWESTERN



[5 / 7] PURDUE (22-4 / 11-4 BIG TEN) vs. NORTHWESTERN (12-11 / 5-9 BIG TEN)

Wednesday, February 16, 2022 • 9 p.m. ET / 8 p.m. CT • Evanston, Ill. • Welsh-Ryan Arena (7,039)

TELEVISION: BTN (Dave Revsine, Stephen Bardo) | Satellite Radio (SIRIUS 83, XM 83, SKM App 83)

RADIO: 22 stations on the Purdue Radio Network and on Varsity Sports Network (online); Rob Blackman and Bobby Riddell.

LIVE STATS: PurdueStats.com // SOCIAL MEDIA: @BoilerBall on Twitter, Instagram and Facebook

	Record	22-4	VS.	Record	12-11	
	Big Ten	11-4		Big Ten	5-9	
	Home	14-1		Home	8-5	
	Away	4-3		Away	3-5	
	Neutral	4-0		Neutral	1-1	
	Streak	Win-1		Streak	Loss-1	
	AP / Coaches	5 / 7		AP / Coaches	-- / --	
	NET / KenPom	9 / 12		NET / KenPom	65 / 60	

THE SERIES: Purdue leads, 133-47 // LAST MEETING: Jan. 23, 2022 (Purdue, 80-60) // STREAK: Purdue, win-10

MATT PAINTER

17th season at Purdue (377-188)

18th season overall (402-193)

THE HEAD COACHES

Record at School

Career Record

CHRIS COLLINS

9th season at Northwestern (130-145)

9th season overall (130-145)

THE OPENING TIP

- The No. 5-ranked Purdue Boilermakers end a busy stretch with a challenging road game at Northwestern on Wednesday night, beginning at 9 p.m. ET, from Welsh-Ryan Arena. The Boilermakers are one-half game back of Illinois (11-3), who plays at surging Rutgers on Wednesday, and could move into first place in the Big Ten with a victory. With just five league games left, every game is critical in the race to the title.
- Purdue enters with a 22-4 mark, while Northwestern is 12-11. The Wildcats have won three of their last four games (W vs. Rutgers, Neb., Indiana).
- The contest will be televised on BTN with Dave Revsine and Stephen Bardo on the call. On the radio waves, Rob Blackman and Bobby Riddell will be courtside on the 22-station Purdue Radio Network and online on the Varsity Sports Network (app). Live stats will be provided on PurdueStats.com and updates will be provided on Purdue's official Twitter account (@BoilerBall).

THE NOTES TO KNOW

- A win would give Purdue a 23-4 record, matching Purdue's best 27-game start since the 1987-88 season (done five other times).
- Purdue is third nationally in quad-1 victories (7), with four of them coming away from Mackey Arena (Villanova, North Carolina, Illinois, Iowa).
- Wednesday's game marks an end of a stretch where Purdue will have played eight games in 21 days. Purdue will have traveled or been on the road for 10 of the last 21 days. The Boilermakers are 6-1 in that stretch with three quad-1 victories (Iowa, Ohio State, Illinois).
- Since the 2015-16 season, Purdue is 101 games over .500 (165-64). Purdue is one of 15 teams to accomplish that (two Big Ten teams; MSU).
- Through Monday's games, Purdue's 22 victories rank fourth nationally behind Murray State (24), Auburn (23) and South Dakota State (23).
- Purdue has trailed by double-digits in five games this year (Villanova, North Carolina State, Indiana, Michigan, Maryland) and won three of them. All three comeback wins came in the last 11 minutes of the game.
- Purdue leads the Big Ten in field goal percentage (by 25 points), 3-point percentage (19 points), 3-pointers, rebound margin and assists.
- Since the 2014-15 season, Purdue (102-44) is the only Big Ten program to have won 100 conference games (MSU - 99; Wisconsin - 95).
- Purdue has eight players shooting at least 40.0 percent from 3-point range (min. 10 3PA). It would be the most in NCAA history.
- Purdue needs one win for 12 in league play. The Boilermakers have won at least 12 league games in six of the last seven years (only team).
- Zach Edey and Jaden Ivey were named to the Wooden Award late-season top-20 list. Ivey was tabbed one of 10 finalists for the West Award given to the nation's best shooting guard, while Edey is one of 10 finalists for the Abdul-Jabbar Award given to the nation's top center.

2021-22 PURDUE ROSTER (► denotes probable starter)

No.	Name	Yr.	Pos.	Ht.	Wt.	Hometown	GP / GS	PPG	RPG	APG	Other
0	► Mason Gillis	So.	F	6-6	230	New Castle, Ind.	22 / 14	6.6	4.3	0.9	22-25 FTs
1	Brian Waddell	Fr.	F	6-7	180	Carmel, Ind.	0 / 0	--	REDSHIRTING 2021-22 SEASON --		
2	► Eric Hunter Jr.	Sr.	G	6-4	175	Indianapolis, Ind.	26 / 8	5.3	1.6	1.8	20-45 3Ps
3	Caleb Furst	Fr.	C	6-10	230	Fort Wayne, Ind.	25 / 12	4.5	3.7	0.5	BIG FOW (N22)
4	Trey Kaufman-Renn	Fr.	F	6-9	225	Sellersburg, Ind.	0 / 0	--	REDSHIRTING 2021-22 SEASON --		
5	Brandon Newman	So.	G	6-5	200	Valparaiso, Ind.	20 / 1	5.0	2.1	0.7	25 3Ps
11	Isaiah Thompson	Jr.	G	6-1	160	Zionsville, Ind.	26 / 20	5.1	1.1	1.3	32-77 3Ps
14	Jared Wulbrun	Sr.	G	5-10	180	Stanford, Calif.	9 / 0	0.2	0.1	0.0	
15	► Zach Edey	So.	C	7-4	295	Toronto, Ontario	26 / 22	14.5	7.6	1.3	67.6 FG %
21	Matt Frost	Jr.	F	6-5	200	Columbus, Ind.	8 / 0	0.5	0.4	0.0	
22	Chase Martin	So.	G	6-3	180	Columbia, Mo.	8 / 0	0.3	0.3	0.1	
23	► Jaden Ivey	So.	G	6-4	195	South Bend, Ind.	25 / 23	17.4	5.0	3.1	BIG POW (J30)
25	Ethan Morton	So.	G	6-6	215	Butler, Pa.	26 / 0	2.7	1.3	1.7	11-24 3Ps
34	Carson Barrett	So.	G	6-5	215	Lafayette, Ind.	8 / 0	0.5	0.6	0.0	
50	Trevion Williams	Sr.	F	6-10	255	Chicago, Ill.	26 / 4	12.3	7.7	3.0	2X BIG POW
55	► Sasha Stefanovic	Sr.	G	6-5	205	Crown Point, Ind.	26 / 26	11.8	2.6	3.5	64-159 3Ps

2021-22 PURDUE SCHEDULE

Date	P / O	Rank	Opponent	TV	Time/Result
N9	7 / --		Bellarmine	BTN+	W, 96-67
N12	7 / --		Indiana State	BTN	W, 92-67
N16	6 / --		Wright State	BTN	W, 96-52
N20	2	6 / 18	vs. North Carolina	ESPNNews	W, 93-84
N21	2	6 / 5	vs. Villanova	ABC	W, 80-74
N26	3 / --		Omaha	BTN+	W, 97-40
N30	3	2 / --	Florida State	ESPN	W, 93-65
D3	* 2 / RV		Iowa	BTN	W, 77-70
D9	* 1 / --		at Rutgers	BTN	L, 68-70
D12	4	1 / --	vs. North Carolina State	BTN	W, 82-72
D18	5	3 / --	vs. Butler	FOX	W, 77-48
D20	3 / --		Incarnate Word	BTN	W, 79-59
D29	3 / --		Nicholls	BTN	W, 104-90
J3	* 3 / 23		Wisconsin	BTN	L, 69-74
J8	* 3 / --		at Penn State	BTN	W, 74-67
J14	* 7 / --		Nebraska	FS1	W, 92-65
J17	* 4 / 17		at Illinois	FOX	W, 96-88 --
J20	* 4 / RV		at Indiana	FS1	L, 65-68
J23	* 4 / --		Northwestern	BTN	W, 80-60
J27	* 6 / RV		at Iowa	FS1	W, 83-73
J30	* 6 / 16		Ohio State	CBS	W, 81-78
F2	* 4 / --		at Minnesota	BTN	W, 88-73
F5	* 4 / --		Michigan	FOX	W, 82-76
F8	* 3 / 13		Illinois	ESPN	W, 84-68
F10	* 3 / --		at Michigan	ESPN	L, 58-82
F13	* 3 / --		Maryland	CBS	W, 62-61
F16	* 5 / --		at Northwestern	BTN	9 p.m.
F20	* 5 / RV		Rutgers	FS1	5:30 p.m.
F26	* -- / 19		at Michigan State	ESPN / ESPN2	TBA
M1	* -- / 15		at Wisconsin	ESPN / ESPN2	9 p.m.
M5	* -- / --		Indiana	ESPN / ESPN2	TBA
M9	6	-- / --	Big Ten First Round	BTN	TBA
M10	6	-- / --	Big Ten Second Round	BTN	TBA
M11	6	-- / --	Big Ten Quarterfinals	BTN	TBA
M12	6	-- / --	Big Ten Semifinals	CBS	TBA
M13	6	-- / --	Big Ten Championship	CBS	3:30 p.m.
TBA	7	-- / --	NCAA Tournament		TBA

* Home games played at Mackey Arena in bold.

* All times Eastern and subject to change.

- 1 Denotes Big Ten Conference Game
- 2 Denotes exhibition game (West Lafayette, Ind.)
- 3 Denotes Hall of Fame Tip-off Classic (Uncasville, Conn.)
- 4 Denotes ACC / Big Ten Challenge (West Lafayette, Ind.)
- 5 Denotes Hall of Fame Invitational (Brooklyn, N.Y.)
- 6 Denotes Crossroads Classic (Indianapolis, Ind.)
- 7 Denotes Big Ten Tournament (Indianapolis, Ind.)
- 8 Denotes NCAA Tournament (TBA)

INSIDE THE NUMBERS (Through Feb. 14, 2022)

PURDUE			NORTHWESTERN		
NCAA Rk.	Stats	Category	Stats	NCAA Rk.	
6	82.6	Scoring Offense	74.7	91	
174	68.9	Scoring Defense	68.0	148	
9	+13.7	Scoring Margin	+6.7	94	
3	.503	FG Percentage	.435	211	
159	.426	FG Pct. Defense	.418	106	
3	.405	3-Point Percentage	.346	141	
25	9.4	3-Pointers / Game	8.2	108	
198	.706	Free Throw Percentage	.729	119	
2	+10.2	Rebound Margin	+1.0	171	
8	17.5	Assists	16.0	30	
71	11.6	Turnovers	9.7	7	
10	1.50	Assist / TO Ratio	1.65	2	
290	-1.62	Turnover Margin	+4.22	15	

#BoilerUp | @BoilerBall | PURDUESPORTS.COM

MEDIA AVAILABILITY (all times Eastern; contact Chris Forman for more information)

PURDUE IN THE NATIONAL POLLS																					▶ Purdue has been ranked in the preseason poll in 6 of last 7 years. ▶ Purdue has been ranked in 18 straight weeks, dating to last year. ▶ Last time unranked: Feb. 22, 2021.
	PRE.	N15	N22	N29	D6	D13	D20	D27	J3	J10	J17	J24	J31	F7	F14	F21	F28	M7	M14	Final	
AP	7	6	3	2	1	3	3	3	3	7	4	6	4	3	5						
USA Today	7	7	4	2	1	4	3	3	3	5	3	6	3	3	7						

THE GRIND IS REAL

- Despite winning seven of its last eight games, fatigue appears to be a factor in the Boilermakers' last two performances.
- Ending with the Northwestern game, Purdue will have played a LOT of basketball over the last three weeks. Check out the numbers here: ... 6 games in the last 15 days (at Minnesota, Michigan, Illinois, at Michigan, Maryland, at Northwestern); also had major travel problems coming back from Minnesota (Feb. 2), not getting back to West Lafayette until 24 hours before the Michigan game (Feb. 5). ... 7 games in the last 18 days (Ohio State, at Minnesota, Michigan, Illinois, at Michigan, Maryland, at Northwestern). ... 8 games in the last 21 days (at Iowa, Ohio State, at Minnesota, Michigan, Illinois, at Michigan, Maryland, at Northwestern).
- Purdue has not had more than two days of prep for a game since the Iowa contest on Jan. 27 (played Northwestern on Jan. 23).

LET'S LOOK AT THE NET RANKINGS

- Purdue's seven quad-1 wins are tied for the third most in America.
- Purdue's 11 quad-1 and quad-2 wins are tied for the fourth most in America. Purdue is 11-0 in quad-3 and quad-4 games.

► QUAD-1 WINS / QUAD 1 AND 2 WINS

Team	Q-1	Team	Q-1 & 2
Baylor	9	Kansas	14
Kansas	8	Baylor	13
Purdue	7	Auburn	13
Four other teams	7	Purdue	11

► Through games played Feb. 14, 2022.

MORE ON THE SCHEDULE

- Purdue's schedule currently ranks 33rd nationally, according to KenPom.com, having played 17 top-100 opponents. The Boilermakers' current Big Ten schedule ranks seventh, but will likely go lower with games against Northwestern, Rutgers, Michigan State, Wisconsin and Indiana to end the season.
- The Boilermakers' single-play games this year are against Ohio State (8-4), Michigan State (9-4), Penn State (4-9), Minnesota (3-10), Maryland (3-11) and Nebraska (1-13).
- In the KenPom era, just Michigan State and Michigan (2012 - shared; also with Ohio State) have won a conference title with a schedule ranked in the top half of the league.

THE COMEBACK KIDS

- Purdue has trailed by double-digits in just five games this year, coming back to win in three of them, and almost doing so in a fourth (Indiana).
- All three comebacks came in the final 12 minutes of the game.

► SECOND-HALF COMEBACKS

Date	Opponent	Trailing	Final
11-21-21	[5] Villanova	57-46 (9:03 2nd)	W, 80-74
12-12-21	North Carolina State	54-41 (9:10 2nd)	W, 82-72
2-13-22	Maryland	48-36 (11:00 2nd)	W, 62-61

22 WINS IN 26 GAMES

- Purdue is 22-4 (or better) for the eighth time since the 1979-80 season, last doing so during the 2017-18 season (23-3).
- A win over Northwestern would match Purdue's best 27-game start since starting 25-2 during the 1987-88 season. The Boilermakers were also 23-4 in 1994, 1996, 1998, 2010 and 2018.

ELITE SHOOTING AT ALL LEVELS

- Purdue is one of two teams nationally to shoot over 50.0 percent from the field, 40.0 percent from 3-point range and 70.0 percent from the free throw line.

► 50, 40, 70 SHOOTING PERCENTAGES (TEAM)

Team	FG %	3P %	FT %
South Dakota State	.523	.450	.759
Purdue	.503	.405	.706

► Through games played Feb. 14, 2022.

REACHING THESE LEVELS MEANS A VICTORY

- Purdue has won 50 straight games when shooting at least 50.0 percent from the field, 40.0 percent from 3-point range and 70.0 percent from the free throw line, last losing to Illinois on March 3, 2004 (81-79; ot).

BEST SHOOTING TEAM IN SCHOOL HISTORY?

- Purdue has never had a season where it shot 50-40-70 from the three levels, but is trying to do that this year.
- Purdue's 50.3 field goal percentage is currently the program's best since shooting 52.2 percent during the 1989-90 season. It has shot over 49.0 percent just once since 1989-90 (2017-18 season; .493).

► TOP-25 IN BOTH FIELD GOAL PCT. AND 3-POINT PCT. (RANK)

Team	FG %	3P %
Gonzaga	1	16
South Dakota State	2	1
Purdue	3	3
Loyola Chicago	11	8
Princeton	13	20
Davidson	14	15
Missouri State	17	13
Liberty	18	4

► Through games played Feb. 14, 2022.

SNIPERS UNITE

- Purdue has a lethal frontline, but has surrounded that frontline with some serious 3-point arsenal. Purdue has eight players that are over 40.0 percent from long distance and another, **Brandon Newman**, that definitely has the capability.
- On its current pace, Purdue would become the first team in college basketball history with eight players over 40 percent from deep (min. 10 attempts each).

► PURDUE'S 3-POINT SHOOTERS (SEASON / CAREER)

Player	3P-A	Pct.	3P-A	Pct.
Ethan Morton	11-24	.458	15-38	.395
Mason Gillis	27-60	.450	46-114	.404
Eric Hunter Jr.	20-45	.444	95-293	.324
Caleb Furst	9-21	.429	9-21	.429
Isaiah Thompson	32-77	.416	91-235	.387
Sasha Stefanovic	69-168	.411	208-521	.399
Jaden Ivey	48-120	.400	73-217	.336
Trevion Williams	4-10	.400	8-25	.320
Brandon Newman	25-77	.325	64-180	.356

MAKING HALF OF THEM

- Purdue has shot over 50.0 percent from the field in 15-of-26 games, the third-highest total nationally (South Dakota State - 18; Gonzaga - 17; **Purdue**, Belmont - 15).
- Purdue has shot at least 40.0 percent from 3-point range in 16-of-26 games, the second-highest total nationally (South Dakota State - 19; **Purdue** - 17).
- Purdue has shot 50.0 percent from the field and 40.0 percent from 3-point range in 12-of-26 games, the second-highest total nationally (South Dakota State - 16; **Purdue** - 12).

A BUNCH OF POINTS

- Purdue has scored at least 90 points in nine of its 26 games this year, which is a good thing since Purdue has won 111 straight games when scoring at least 90 points (dating to Nov. 1987).

► TIMES SCORING 90 POINTS (2021-22 SEASON)

No.	Team
11	Gonzaga
10	Arizona, South Dakota State
9	Purdue
8	Belmont, Iowa
7	Florida Gulf Coast, Syracuse

► Through games played Feb. 14, 2022

A CLOSER LOOK AT THE WINS AND LOSSES

- A closer look at the difference between wins and losses.

Category	Wins	Losses
Number	22	4
Scoring Offense	85.8	65.0
Scoring Defense	68.0	73.0
Field Goal Percentage	.516	.430
Field Goal Percentage Defense	.418	.478
3-Point Percentage	.421	.310
3-Point Percentage Defense	.334	.392
Assists Per Game	18.5	11.5
Turnovers Per Game	11.5	12.5
Turnovers Forced Per Game	10.3	8.3
Assist / Field Goal Pct.	.612	.484
Assist / Turnover Ratio	1.62	0.92

A CLOSER LOOK AT SOME DEFENSIVE NUMBERS

- Purdue had allowed nine straight opponents to score 1.00 points per possession, which ended in the win over Maryland (0.91).
- However, just nine opponents all season have shot over 45.0 percent from the field and just three have shot over 50.0 percent (Michigan twice and Rutgers).
- Purdue has forced just 82 turnovers in the last 10 games (8.2), scoring just 97 points off turnovers in the last 10 games. Purdue has allowed 124 points off turnovers in that same span.

GET TO AND KEEP THEM OFF THE LINE

- Purdue has outscored its opponents by 141 points at the free throw line, the fourth-largest margin in the country.

► FREE THROWS MADE DIFFERENCE

Team	Team	Opp.	Diff.
Oakland	408	235	+173
Weber State	422	269	+153
Providence	368	217	+151
Purdue	379	238	+141
Western Kentucky	324	186	+138
Arizona	372	234	+138

► Through games played Feb. 14, 2022.

ANALYTICS FROM KENPOM

- No. 1 in offensive efficiency.
- No. 3 in effective field goal percentage.
- No. 9 in 2-point field goal percentage.
- No. 11 in offensive rebound percentage.
- No. 24 in assists / field goals made.
- No. 29 in percentage of bench minutes.
- No. 33 in strength of schedule.
- No. 48 in free throw attempts / field goal attempts.

TIME TO START TALKING DOUBLE-BYES

- Purdue has had a double-bye in every tournament that TECHNICALLY has been played, earning a double-bye in all six tournaments since 2015.
- Just six programs have had more than one double-bye during the seven years of the current tournament format.

► BIG TEN TOURNAMENT DOUBLE-BYES

Team	2015	2016	2017	2018	2019	2020	2021	2022
Purdue (6)	✓	✓	✓	✓	✓		✓	
Michigan St. (5)	✓	✓		✓	✓	✓		
Wisconsin (4)	✓		✓		✓	✓		
Maryland (4)	✓	✓	✓			✓		
Illinois (2)							✓	✓
Michigan (2)					✓			✓
Iowa (1)								✓
Nebraska (1)				✓				
Ohio State (1)				✓				
Minnesota (1)			✓					
Indiana (1)	✓							

BIG TEN SUCCESS UNDER PAINTER (Since 2006-07 / Painter's second year at Purdue)							2021-22 BIG TEN STANDINGS														
Overall Wins	Total	Conference Wins	Total	NCAA Bids	Total	NBA Draft Picks*	Total	Team	Conf.	Pct.	Overall	Pct.	NET								
Michigan State	406	Michigan State	195	Michigan State	14	Michigan	14	[12] Illinois	11-3	.786	18-6	.750	12								
Ohio State	393	Wisconsin	195	Wisconsin	13	Maryland	12	[5] Purdue	11-4	.733	22-4	.846	9								
Wisconsin	391	Purdue	188	Purdue	12	Ohio State	11	[15] Wisconsin	10-4	.714	19-5	.792	19								
Purdue	369	Ohio State	184	Ohio State	11	Michigan State	11	[19] Michigan State	9-4	.692	18-6	.750	26								
Michigan	355	Michigan	165	Michigan	10	Indiana	10	[18] Ohio State	8-4	.667	15-6	.714	18								
Maryland	340	Maryland	153	Maryland	8	Purdue	8	[rv] Rutgers	9-5	.643	15-9	.625	94								
Illinois	307	Illinois	138	Indiana	6	Iowa	5	[rv] Iowa	7-6	.538	17-7	.708	20								
Indiana	295	Indiana	135	Illinois	5	Wisconsin	4	Michigan	7-6	.538	13-10	.565	30								
Iowa	288	Iowa	134	Iowa	5	Illinois	2	Indiana	7-7	.500	16-8	.667	38								
Minnesota	286	Minnesota	106	Minnesota	5	Nebraska	2	Northwestern	5-9	.357	12-11	.522	66								
Penn State	251	Penn State	98	Nebraska	1	Minnesota	1	Penn State	4-9	.308	9-12	.429	8								
Northwestern	240	Nebraska	92	Northwestern	1	Rutgers	1	Minnesota	3-10	.231	12-10	.545	10								
Nebraska	238	Northwestern	91	Penn State	1	Northwestern	0	Maryland	3-11	.214	11-14	.440	104								
Rutgers	215	Rutgers	80	Rutgers	1	Penn State	0	Nebraska	1-13	.071	7-18	.280	177								
► Through games played Feb. 14.				► Entering 2021-22 season.		* Since 2007 NBA Draft		► Through games played Feb. 14, 2022.													
BOILERMAKERS ARE AN EFFICIENT BUNCH							BIG WINS														
• Purdue, Gonzaga and Iowa are the only teams to be able to boast a top-5 offense in at least three of the last five years.							• Since the start of the 2015-16 season, 30 of Purdue's 165 wins have come by 30 or more points, the fourth-highest total nationally.														
► TOP-50 OFFENSES IN THE LAST SEVEN YEARS (SINCE 2015-16)							► MOST 30-POINT WINS SINCE 2015-16 SEASON														
Team	2016	2017	2018	2019	2020	2021	2022	No.	Team												
Purdue	19	24	2	4	50	26	1	71	Gonzaga												
Gonzaga	22	16	14	1	1	1	2	35	Duke												
Iowa	25	43	19	15	5	3	5	32	Houston												
Villanova	3	3	1	16	15	6	6	30	Purdue												
Duke	4	6	3	7	9	18	10	28	Texas Tech												
Houston	21	39	38	19	22	7	11	27	Furman, Kansas												
Michigan	30	4	35	24	20	9	24	► Through games played Feb. 14, 2022.													
► Through games played Feb. 14, 2022.							BIG WINS, PART II														
THE RUN TRACKER							• Since the start of the 2015-16 season, 61 of Purdue's 165 wins have come by 20 or more points, the fourth-most nationally.														
• Purdue has had 26 runs of 10-0 or longer, compared to eight by opponents.							► MOST 20-POINT WINS SINCE 2015-16 SEASON														
► RUN TRACKER							No.	Team													

PURDUE'S BIG THREE MAKING BIG IMPACT

- Purdue's big three of **Jaden Ivey**, **Trevion Williams** and **Zach Edey** are making a huge impact this season.
- The group is averaging 43.5 points, 20.1 rebounds and 6.9 assists. The trio accounts for 52.7 percent of Purdue's scoring.
- Against ranked teams, the trio averages 48.3 points per game, accounting for 57.7 percent of Purdue's scoring.

► PURDUE'S BIG THREE GAME-BY-GAME

Date	Opponent	Pts.	Rebs.	Asts.	FGs
11-9-21	Bellarmine	31	21	6	9-17
11-12-21	Indiana State	60	26	10	21-28
11-16-21	Wright State	46	31	7	18-31
11-20-21	North Carolina	51	17	9	19-34
11-21-21	Villanova	40	17	9	16-29
11-26-21	Omaha	46	18	5	18-24
11-30-21	Florida State	38	16	5	17-27
12-3-21	Iowa	38	27	5	13-29
12-9-21	Rutgers	49	18	5	19-34
12-12-21	North Carolina St.	53	26	11	22-38
12-18-21	Butler	46	22	4	18-24
12-20-21	Incarnate Word	37	22	9	16-24
12-29-21	Nicholls	49	18	13	16-24
1-3-22	Wisconsin	47	18	7	16-34
1-8-22	Penn State	39	22	4	17-31
1-14-22	Nebraska	49	18	8	19-30
1-17-22	Illinois	53	23	8	18-42
1-20-22	Indiana	35	17	6	13-26
1-23-22	Northwestern	24	20	3	11-20
1-27-22	Iowa	33	19	10	13-22
1-30-22	Ohio State	50	14	5	19-37
2-2-22	Minnesota	40	25	11	16-34
2-5-22	Michigan	55	23	10	20-38
2-8-22	Illinois	49	15	10	18-34
2-10-22	Michigan	40	11	0	15-29
2-13-22	Maryland	33	18	9	13-27
TOTALS		1,131	522	179	430-767
AVERAGES		43.5	20.1	6.9	.561

BEST THING ABOUT FRESHMEN IS THEY BECOME SOPHOMORES

- Purdue sophomores **Jaden Ivey** and **Zach Edey** have taken a massive leap this season after good freshman campaigns.

► FRESHMEN / SOPHOMORE NUMBERS

Team	PPG	RPG	APG	A/T0	F6%	3P%	FT%
Edey Freshman	8.7	4.4	0.4	0.36	.597	—	.714
Edey Sophomore	14.5	7.6	1.3	0.76	.676	—	.626
Ivey Freshman	11.1	3.3	1.9	1.39	.399	.258	.726
Ivey Sophomore	17.4	5.0	3.1	1.35	.475	.400	.735

LEADING THE NATION AND PURDUE

- Zach Edey** has had an outstanding start to the season, leading the country in field goal percentage.

► NATION'S LEADERS IN FIELD GOAL PERCENTAGE

Pct.	Player	Team
.676	Zach Edey	Purdue
.665	Jalyn Hinton	Southeastern Louisiana
.664	Norchad Omier	Arkansas State

► Through games played Feb. 14, 2022.

► PURDUE'S LEADERS IN FIELD GOAL PERCENTAGE

Pct.	Player	Year
.708	Stephen Scheffler	1987-88
.698	Stephen Scheffler	1989-90
.6876	Zach Edey	2021-22

► Min. 100 field goal attempts.

A POINT A MINUTE

- Zach Edey** has had seven games this season where he has scored a point a minute, giving him 11 for his career.
- Edey has had six career games where he has scored at least 20 points in 20 or fewer minutes. That is the most in the country since the 2010-11 season.

► A POINT A MINUTE FOR ZACH EDEY

Date	Opponent	Pts.	Mins.	W / L
11-25-20	Liberty	19	15	W
12-8-20	Miami, Fla.	15	14	L
2-16-21	Michigan State	10	8	W
3-2-21	Wisconsin	21	18	W
11-12-21	Indiana State	22	18	W
11-16-21	Wright State	18	18	W
11-21-21	[5] Villanova	21	20	W
11-26-21	Omaha	20	16	W
12-29-21	Nicholls	21	16	W
1-3-22	[23] Wisconsin	24	20	L
1-14-22	Nebraska	22	20	W

► 20+ POINTS IN 20 OR FEWER MINUTES (CAREER)

No.	Player (Team)	Years	GP
7	Zach Edey (Purdue)	2021-22	54
5	Kerem Kanter (Green Bay, Xavier)	2015-18	113
5	Jerrick Harding (Weber State)	2017-20	122

► 20+ POINTS IN 20 OR FEWER MINUTES (SINGLE SEASON)

No.	Player (Team)	Year	GP
6	Zach Edey (Purdue)	2022	26
3	Jerrick Harding (Weber State)	2020	29
3	Nick Smith (Belmont)	2017	30
3	Ivan Aurrecochea (New Mexico State)	2019	32
3	Jake White (Omaha)	2016	32
3	Shawn Long (Louisiana)	2015	34
3	Kerem Kanter (Xavier)	2018	35
3	Nick Ward (Michigan State)	2018	35

► Since the 2010-11 season.

EDEY PRODUCES BIG NUMBERS IN SO LITTLE TIME

- Zach Edey** is doing things that is rarely done in so little time.

► 14.5 PPG, 7.5 RPG, 1 APG, 1 BPG IN 25.0 MINUTES OR LESS

Player (Team; Yr.)	PPG	RPG	APG	BPG	MPG
Zach Edey (Purdue; 2022)	14.5	7.6	1.3	1.2	18.8
Cameron Jackson (Wofford; 2019)	14.5	7.6	2.8	1.0	23.3
DeMarcus Cousins (Kentucky; 2010)	15.1	9.8	1.0	1.8	23.5
A.J. Hammons (Purdue; 2016)	15.0	8.2	1.1	2.5	24.6

IVEY SHOWS PLAYMAKING ABILITIES

- One area that many people wanted to see **Jaden Ivey** expand his role was his playmaking and shooting abilities.
- Last season, Ivey made 25, 3-pointers in 23 games. This year already, he has 48 triples in just 25 games.
- Jaden Ivey** is one of three active sophomores nationally to have accumulated at least 675 points, 200 rebounds and 120 assists in 50 or fewer games.

► 675-200-120 CLUB IN UNDER 50 GAMES

Player (Team)	GP	Pts.	Rebs.	Asts.
Rayshon Harrison (Presbyterian)	47	818	216	124
Ryan Rollins (Toledo)	47	908	312	165
Jaden Ivey (Purdue)	48	691	200	120

► Through games played Feb. 14, 2022.

- Ivey is one of three players nationally to average 17 points, 5 rebounds, 3 assists and have at least 25 steals and 15 blocked shots.

► 17 PPG, 5 RPG, 3 APG, 25 STEALS, 15 BLOCKS

Player (Team)	PPG	RPG	APG	Stls.	Bks.
David Roddy (Colorado State)	19.3	7.7	3.1	25	27
Jamaree Bouyea (San Francisco)	17.9	5.1	3.8	45	22
Jaden Ivey (Purdue)	17.3	5.0	3.1	26	15

► Through games played Feb. 14, 2022.

WELL-ROUNDED BIG MAN

- Trevion Williams** has had an outstanding career and is one of four active players nationally to have at least 1,250 points, 800 rebounds and 200 assists in his career.

- Williams is the only player in college basketball since 2009-10 to reach those marks in under 2,700 minutes (done it in 2,237). In fact, he is one of just four players since that time to reach those marks in under 3,000 minutes.

► 1250-800-200 CLUB (ACTIVE)

Player (Team)	Pts.	Rebs.	Asts.	Mins.
Tyrn Flowers (Long Island U.)	1,672	849	263	3,538
Ahsan Asadullah (Lipscomb)	1,516	873	327	2,751
Justin Bean (Utah State)	1,332	947	215	3,072
Trevion Williams (Purdue)	1,287	830	205	2,237

► Through games played Feb. 14, 2022.

► 1250-800-200 CLUB (PURDUE HISTORY)

Player (Years)	Pts.	Rebs.	Asts.	Mins.
Walter Jordan (1975-78)	1,813	882	237	3,601
Robbie Hummel (2008-10, 12)	1,772	862	268	3,830
Brad Miller (1995-98)	1,530	862	257	3,178
Trevion Williams (2019-22)	1,287	830	205	2,237

► CAREER REBOUNDS (PURDUE HISTORY)

Rk.	Player	Years	Rebs.
7.	Jajuan Johnson	2008-11	854
8.	Trevion Williams	2019-22	830
9.	Vince Edwards	2015-18	779
10.	Brian Cardinal	1997-00	749

► CAREER DOUBLE-DOUBLES (PURDUE HISTORY)

Rk.	Player	Years	D-D's
5.	John Garrett	1973-75	32
6.	Glenn Robinson	1993-94	30
7.	Herman Gilliam	1967-69	29
8.	Trevion Williams	2019-22	28

THE SERBIAN SHARPSHOOTER

- Sasha Stefanovic** is moving up the career 3-pointers made list.

► CAREER 3-POINTERS

Rk.	Player	Years	3PM
7.	Robbie Hummel	2008-10, 12	216
8.	Chad Austin	1995-98	212
9.	Sasha Stefanovic	2019-22	208

► CONSECUTIVE GAMES WITH A 3-POINTER

Rk.	Player	Dates	No.
1.	Troy Lewis	Jan. 18, 1987 to March 25, 1988	49
2.	Carsen Edwards	Feb. 7, 2018 to Feb. 16, 2019	36
3.	Sasha Stefanovic	March 19, 2021 to pres.	27

RARE COMPANY

- Sasha Stefanovic** could join an elite group by the end of the year.

► 1,000 PTS / 200 REBS / 200 ASTS / 200 MADE 3-PTRS.

Player (Years)	Pts.	Rebs.	Asts.	3PM
E'Twaun Moore (2008-11)	2,136	611	400	243
Carsen Edwards (2017-19)	1,920	363	270	281
Robbie Hummel (2008-10, 12)	1,772	862	268	216
Chad Austin (1995-98)	1,694	387	338	212
Jaraan Cornell (1997-00)	1,595	390	269	242
Dakota Mathias (2015-19)	1,140	435	408	250
Sasha Stefanovic (2019-22)	902	247	222	208

MACKEY ARENA INFORMATION INSIDE THE NUMBERS AT MACKEY ARENA

PURDUESPORTS.COM | @BOILERBALL

HEAD COACH MATT PAINTER

► **Record at Purdue:** 377-188 (.667) / 17th year | **Career Record:** 402-193 (.676) / 18th year

- With five Sweet 16 appearances, 12 NCAA Tournament berths, three Big Ten regular-season championships, a Big Ten Tournament title, an Elite Eight and an international gold medal on his résumé, 17th-year head coach Matt Painter is widely regarded as one of the brightest young minds in all of college basketball.
- He was voted by his peers as the NABC National Coach of the Year after leading a team that started with a 6-5 record to the 2019 Elite Eight.
- Painter was named the 2019 Big Ten Coach of the Year and has led Purdue to six straight NCAA Tournaments – the seventh-longest active streak in America. Included in that stretch are Sweet 16 appearances (and beyond) in three of the last four tournaments.
- Painter affirmed his long-term commitment to Purdue in October of 2018, agreeing to a two-year extension that will keep him in West Lafayette through at least the 2023-24 season. The deal features five, one-year extensions that go into effect through the 2028-29 season. Following the 2029 season, Painter will still only be 58 years old.
- Painter enters the 2021-22 season third on the school's all-time wins list (355) behind legendary mentors, Gene Keady and Ward "Piggy" Lambert, both of whom have been inducted into the College Basketball Hall of Fame.
- Has averaged almost 23 wins a season in his 16 years at Purdue. If you don't include the first transitional year (9-19 record), the average balloons to 24.0 wins per year over the last 15 seasons.
- Has won at least 25 games in nine of his 17 seasons as a collegiate head coach.
- Painter's four Big Ten Coach of the Year honors are the third most in league history (**Gene Keady - 7; Bobby Knight - 5; Bo Ryan - 4**).
- Painter has averaged 11.3 wins per year in conference play, the fifth-best average in Big Ten Conference history.
- Painter's 12 NCAA Tournament appearances in the last 14 events are the eighth most in the country.
- Coach Painter's 13 NCAA Tournaments are the most for a coach nationally under the age of 55 (as of April 1, 2022 – Painter is 51 years old).
- Purdue has finished first or second in Big Ten play in seven of Painter's last 14 years.
- Has had 68 Academic All-Big Ten honorees in his 16 previous years at Purdue.
- Lastly, the five winningest classes in school history have come during the Painter era (2019, 2018, 2012, 2011, 2010).

YEAR-BY-YEAR COACHING RECORD

Year	School	Overall	Pct.	Conf.	Pct.	Postseason
2003-04	Southern Illinois	25-5	.833	17-1	.944	NCAA (0-1)
2005-06	Purdue	9-19	.321	3-13	.188	
2006-07	Purdue	22-12	.647	9-7	.563	NCAA (1-1)
2007-08	Purdue	25-9	.735	15-3	.833	NCAA (1-1)
2008-09	Purdue	27-10	.730	11-7	.611	NCAA (2-1)
2009-10	Purdue	29-6	.829	14-4	.778	NCAA (2-1)
2010-11	Purdue	26-8	.765	14-4	.778	NCAA (1-1)
2011-12	Purdue	22-13	.629	10-8	.556	NCAA (1-1)
2012-13	Purdue	16-18	.471	8-10	.444	CBI (1-1)
2013-14	Purdue	15-17	.469	5-13	.278	
2014-15	Purdue	21-13	.618	12-6	.667	NCAA (0-1)
2015-16	Purdue	26-9	.743	12-6	.667	NCAA (0-1)
2016-17	Purdue	27-8	.771	14-4	.778	NCAA (2-1)
2017-18	Purdue	30-7	.811	15-3	.833	NCAA (2-1)
2018-19	Purdue	26-10	.722	16-4	.800	NCAA (3-1)
2019-20	Purdue	16-15	.516	9-11	.450	
2020-21	Purdue	18-10	.643	13-6	.684	NCAA (0-1)
2021-22	Purdue	22-4	.846	11-4	.733	
Southern Illinois (1)		25-5	.833	17-1	.944	1 NCAA (0-1)
Purdue (17th)		377-188	.667	191-113	.628	12 NCAA (15-12)
Career (18th)		402-193	.676	208-114	.646	13 NCAA (15-13)
Postseason Record		28-29	.491			
MVC Tournament		1-1	.500			
Big Ten Tournament		11-14	.458			
NCAA Tournament		15-13	.536			
CBI Invitational		1-1	.500			

MISCELLANEOUS

MILESTONE VICTORIES

Win	Score	Opponent	Date
1	67-62	Wyoming	11-22-03
26	82-75	Wofford (1st win at Purdue)	11-19-05
50	62-38	Michigan State	2-7-07
100	49-45	Iowa	2-14-09
150	82-69	Northwestern	12-31-10
200	89-73	Minnesota	3-9-13
225	72-68	Minnesota (200th win at Purdue)	12-31-14
250	61-55	Wisconsin	12-29-15
300	86-61	IUPUI	12-10-17
325	84-46	Robert Morris (300th win at Purdue)	11-23-18
350	59-56	[20] VCU	11-29-19
375	75-70	Northwestern (350th win at Purdue)	2-6-21
400	82-76	Michigan	2-5-22

PAINTER'S HOME RECORD AT PURDUE

Year	Non-Conf.	Big Ten	Overall
2005-06	6-0	3-5	9-5
2006-07	9-0	7-1	16-1
2007-08	7-1	9-0	16-1
2008-09	8-1	7-2	15-3
2009-10	7-0	7-2	14-2
2010-11	7-0	9-0	16-0
2011-12	8-0	5-4	13-4
2012-13	7-3	5-4	12-7
2013-14	8-0	4-5	12-5
2014-15	6-2	8-1	14-3
2015-16	9-0	8-1	17-1
2016-17	7-1	8-1	15-2
2017-18	8-0	8-1	16-1
2018-19	5-0	10-0	15-0
2019-20	5-1	6-4	11-5
2020-21	3-0	8-1	11-1
2021-22	7-0	7-1	14-1
TOTALS	117-9 (.929)	119-33 (.783)	236-42 (.849)

ABOUT HEAD COACH MATT PAINTER

Born	Aug. 27, 1970
Hometown	Muncie, Indiana
High School	Delta High School
Degree	Purdue (1993); sociology
Master's	Eastern Illinois (1998); athletics administration

COACHING EXPERIENCE

Years	School, Position
1993-94	Wash. & Jefferson, asst. coach
1994-95	Barton College, asst. coach
1995-98	Eastern Illinois, asst. coach
1998-03	Southern Illinois, asst. coach
2003-04	Southern Illinois, head coach
2004-05	Purdue, associate head coach
2006-pres.	Purdue, head coach

PLAYING EXPERIENCE

Years	
1990-93	Purdue (Honorable mention All-Big Ten, 1993)

COACHING HONORS

2004	Missouri Valley Coach of the Year
2004	District V Coach of the Year (USBWA)
2008	Big Ten Coach of the Year
2008	District V Coach of the Year (USBWA)
2008	District 10 Coach of the Year (NABC)
2010	Big Ten Coach of the Year
2010	District V Coach of the Year (USBWA)
2010	District 7 Coach of the Year (NABC)
2011	Big Ten Coach of the Year
2011	District V Coach of the Year (USBWA)
2011	District 7 Coach of the Year (NABC)
2017	District V Coach of the Year (USBWA)
2019	NABC National Coach of the Year
2019	Big Ten Coach of the Year
2019	District V Coach of the Year (USBWA)
2019	District 7 Coach of the Year (NABC)

COACHING TREE

• Greg Gary	Mercer (head coach)
• Steve Lutz	Texas A&M - Corpus Christi (head coach)
• Cuonzo Martin	Missouri (head coach)
• Jack Owens	Miami, Ohio (head coach)
• Micah Shrewsberry	Penn State (head coach)
• Spike Albrecht	Purdue (graduate assistant)
• Dru Anthrop	Los Angeles Lakers (video coordinator)
• Joey Brooks	Cal State Fullerton (assistant coach)
• D.J. Byrd	Mercer (assistant coach)
• Tarrance Crump	DePaul (director of player development)
• Grady Eifert	Penn State (video coordinator)
• Johnny Hill	Idaho (assistant coach)
• Kenneth Lowe	Miami, Ohio (assistant coach)
• Tommy Luce	Purdue (graduate assistant)
• Cowan Olinger	Miami, Ohio (director of operations)
• Rick Ray	Colorado (assistant coach)
• J.R. Reynolds	Miami, Ohio (assistant coach)
• Ryne Smith	Mercer (director of operations)
• P.J. Thompson	Purdue (director of player development)

NBA DRAFT PICKS UNDER PAINTER

2007	Carl Landry, 31st to Seattle
2011	JaJuan Johnson, 27th to Boston via New Jersey
2011	E'Twaun Moore, 55th overall to Boston
2012	Robbie Hummel, 58th to Minnesota
2016	A.J. Hammons, 46th to Dallas
2017	Caleb Swanigan, 26th to Portland
2018	Vince Edwards, 52nd to Houston via Utah
2019	Carsen Edwards, 33rd to Boston via Philadelphia

ALL-AMERICANS UNDER PAINTER

2010	Robbie Hummel, 2nd (NABC) / HM (AP)
2010	E'Twaun Moore, HM (AP)
2011	JaJuan Johnson, Consensus
2011	E'Twaun Moore, 3rd (NABC) / HM (AP)
2012	Robbie Hummel, HM (AP)
2016	A.J. Hammons, HM (AP)
2017	Caleb Swanigan, Consensus
2018	Carsen Edwards, 2nd (NABC) / 3rd (Sporting News)
2018	Isaac Haas, HM (AP)
2019	Carsen Edwards, Consensus (2nd team)
2021	Trevion Williams, HM (AP)

WINS OVER TOP-25 TEAMS (59)				PAINTER AMONG THE NATION'S BEST					
Date	Opponent	Site	Score	WINS PER SEASON IN BIG TEN PLAY					
2-11-06	(22) Michigan	Home	84-70	Avg.	Coach	School	Wins	Years	
11-29-06	(25) Virginia	Home	61-59	12.3	Bo Ryan	Wisconsin	172	2002-15	
2-15-07	(24) Indiana	Home	81-68	12.2	Bob Knight	Indiana	353	1972-00	
12-15-07	(22) Louisville	Indianapolis, Ind.	67-59	12.0	Tom Izzo	Michigan State	310	1996-pres.	
1-26-08	(11) Wisconsin	Home	60-56	11.5	Thad Matta	Ohio State	150	2005-17	
2-9-08	(8) Wisconsin	Away	72-67	11.3	Matt Painter	Purdue	180	2006-pres.	
2-12-08	(10) Michigan State	Home	60-54	10.6	Gene Keady	Purdue	265	1981-05	
12-20-08	(22) Davidson	Indianapolis, Ind.	76-58	* - Minimum 100 wins. / Through 2020-21 season.					
1-22-09	(21) Minnesota	Away	70-62	ACTIVE BIG TEN COACHES TO WIN A CHAMPIONSHIP					
2-17-09	(6) Michigan State	Home	72-54	Coach	School	RS	Tourn.		
3-21-09	(15) Washington	Portland, Ore. (NCAA)	76-74	Tom Izzo	Michigan State	10	6		
11-23-09	(9) Tennessee	St. Thomas, US Virgin Islands	73-72	Matt Painter	Purdue	3	1		
1-1-10	(6) West Virginia	Home	77-62	Greg Gard	Wisconsin	1			
1-28-10	(16) Wisconsin	Home	60-57	Juan Howard	Michigan	1			
2-9-10	(10) Michigan State	Away	76-64	NCAA TOURNAMENTS BY BIG TEN COACHES					
2-17-10	(9) Ohio State	Away	60-57	App.	Coach	Current School	Total Yrs.		
3-21-10	(23) Texas A&M	Spokane, Wash. (NCAA)	63-61 •	13	Tom Izzo	Michigan State	26		
1-22-11	(17) Michigan State	Home	86-76	23	Matt Painter	Purdue	17		
1-29-11	(16) Minnesota	Home	73-61	10	Fran McCaffery	Iowa	25		
2-16-11	(10) Wisconsin	Home	70-62	6	Chris Holtmann	Ohio State	10		
2-20-11	(2) Ohio State	Home	76-63	5	Brad Underwood	Illinois	8		
2-25-12	(11) Michigan	Away	75-61	4	Greg Gard	Wisconsin	6		
3-16-12	(24) Saint Mary's	Omaha, Neb. (NCAA)	72-69	4	Fred Hoiberg	Nebraska	7		
1-2-13	(11) Illinois	Home	68-61	2	Danny Manning	Maryland	8		
3-3-13	(17) Wisconsin	Away	69-56	2	Steve Pikiell	Rutgers	16		
1-24-15	(25) Iowa	Home	67-63	1	Juan Howard	Michigan	2		
1-28-15	(22) Indiana	Home	83-67	0	Chris Collins	Northwestern	8		
2-4-15	(20) Ohio State	Home	60-58	1	Ben Johnson	Minnesota	0		
2-6-16	(8) Michigan State	Home	82-81 •	0	Micah Shrewsberry	Penn State	0		
2-27-16	(10) Maryland	Home	83-79	0	Mike Woodson	Indiana	0		
12-17-16	(21) Notre Dame	Indianapolis, Ind.	86-81	► While coaching at all schools. / Through 2020-21 season.					
1-8-17	(13) Wisconsin	Home	66-55	WINS AT PURDUE					
2-1-17	(25) Northwestern	Home	80-59	Coach	Yrs.	Gms.	W	L	Pct.
2-4-17	(17) Maryland	Away	73-72	Gene Keady	25	782	512	270	.655
3-18-17	(17) Iowa State	Milwaukee, Wis. (NCAA)	80-76	Matt Painter	17th	565	377	188	.667
11-24-17	(2) Arizona	Paradise Island, Bahamas	89-64	Ward Lambert	29	523	371	152	.709
11-28-17	(17) Louisville	Home	66-57	GAMES COACHED AT PURDUE					
1-25-18	(25) Michigan	Home	92-88	Coach	Yrs.	Gms.	W	L	Pct.
12-6-18	(23) Maryland	Home	62-60	Gene Keady	25	782	512	270	.655
1-3-19	(25) Iowa	Home	86-70	Matt Painter	17th	565	377	188	.667
1-19-19	(25) Indiana	Home	70-55	Ward Lambert	29	523	371	152	.709
1-27-19	(6) Michigan State	Home	73-63	ACTIVE BIG TEN COACHES TO WIN A CHAMPIONSHIP					
3-23-19	(23) Villanova	Hartford, Conn. (NCAA)	87-61	Coach	School	RS	Tourn.		
3-28-19	(6) Tennessee	Louisville, Ky. (NCAA)	99-94 •	Tom Izzo	Michigan State	10	6		
11-29-19	(20) VCU	Destin, Fla.	59-56	Matt Painter	Purdue	3	1		
12-4-19	(5) Virginia	Home	69-40	Greg Gard	Wisconsin	1			
1-12-20	(8) Michigan State	Home	71-42	Juan Howard	Michigan	1			
2-5-20	(17) Iowa	Home	104-68	NCAA TOURNAMENTS BY BIG TEN COACHES					
3-3-20	(18) Iowa	Away	77-68	App.	Coach	Current School	Total Yrs.		
12-16-20	(20) Ohio State	Home	67-60	13	Tom Izzo	Michigan State	26		
1-8-21	(23) Michigan State	Away	55-54	23	Matt Painter	Purdue	17		
1-19-21	(15) Ohio State	Away	67-65	10	Fran McCaffery	Iowa	25		
1-30-21	(21) Minnesota	Home	81-62	6	Chris Holtmann	Ohio State	10		
3-2-21	(25) Wisconsin</								

*- Denotes regular-season non-conference play. Does not include postseason opponents, except for the 2013 CBI (1-1).

PURDUESPORTS.COM | @BOTTLERBALL

2021-22 RESULTS / LEADERS

Overall Record: 22-4 **Home:** 14-1 **Away:** 4-3 **Neutral:** 4-0
Big Ten Record: 11-4 **Home:** 7-1 **Away:** 4-3

Date	P / O	Opponent	W/L	Score	High Scorer	High Rebounds	High Assists	High Steals	High Blocks	Attend.
Nov. 9	7 / -	Bellarmine	W	96-67	Stefanovic (23)	Edey, Furst (9)	Thompson (4)	Morton (4)	Three Players (1)	14,804
Nov. 12	7 / -	Indiana State	W	92-67	Ivey (27)	Edey (10)	Ivey, Stefanovic (4)	Ivey, Morton (2)	Williams (4)	14,804
Nov. 16	6 / -	Wright State	W	96-52	Williams (20)	Williams (13)	Hunter Jr. (4)	Edey, Williams (2)	Edey, Morton (2)	14,804
Nov. 20	1 6 / 18	vs. North Carolina	W	93-84	Stefanovic (23)	Ivey (10)	Stefanovic (8)	Hunter Jr., Ivey (2)	Furst (2)	9,176
Nov. 21	1 6 / 5	vs. Villanova	W	80-74	Edey (21)	Ivey (7)	Ivey (7)	Williams (3)	Ivey (1)	9,100
Nov. 26	3 / -	Omaha	W	97-40	Edey (20)	Williams (10)	Stefanovic (5)	Ivey (2)	Edey (3)	14,804
Nov. 30	2 2 / -	Florida State	W	93-65	Ivey (18)	Four Players (6)	Stefanovic (8)	Five Players (1)	Furst, Ivey (2)	14,804
Dec. 3	* 2 / -	Iowa	W	77-70	Ivey (19)	Williams (18)	Williams (3)	Ivey (2)	Edey, Gillis (1)	14,804
Dec. 9	* 1 / -	at Rutgers	L	68-70	Williams (21)	Williams (11)	Ivey (3)	Ivey (3)	Edey, Gillis (1)	8,000
Dec. 12	3 1 / -	vs. North Carolina St.	W	82-72	Williams (22)	Williams (12)	Williams (9)	Three Players (2)	Williams (4)	7,124
Dec. 18	4 3 / -	vs. Butler	W	77-48	Ivey (22)	Edey (11)	Morton, Stefanovic (3)	Four Players (1)	Edey (2)	17,905
Dec. 20	3 / -	Incarnate Word	W	79-59	Edey (13)	Edey (9)	Three Players (4)	Newman, Stefanovic (2)	Three Players (1)	14,804
Dec. 29	3 / -	Nicholls	W	104-90	Edey (21)	Williams (11)	Williams (8)	Three Players (1)	Edey, Gillis (2)	14,804
Jan. 3	* 3 / 23	Wisconsin	L	69-74	Edey (24)	Edey (10)	Morton (4)	Morton (2)	---	14,804
Jan. 8	* 3 / -	at Penn State	W	74-67	Williams (21)	Williams (9)	Stefanovic (6)	Ivey, Morton (2)	Hunter Jr., Ivey (1)	10,464
Jan. 14	* 7 / -	Nebraska	W	92-65	Edey (22)	Edey (9)	Ivey (5)	Gillis, Newman (2)	Edey, Morton (2)	14,804
Jan. 17	* 4 / 17	at Illinois	W	96-88	Stefanovic (22)	Three Players (8)	Williams (5)	Ivey (2)	Edey (2)	15,544
Jan. 20	* 4 / -	at Indiana	L	65-68	Ivey (21)	Edey (9)	Edey (3)	---	Edey, Thompson (1)	17,222
Jan. 23	* 4 / -	Northwestern	W	80-60	Stefanovic (22)	Edey, Williams (10)	Hunter Jr. (5)	Hunter Jr. (2)	---	14,804
Jan. 27	* 6 / -	at Iowa	W	83-73	Thompson (18)	Williams (10)	Williams (5)	Williams (2)	Thompson, Williams (1)	12,723
Jan. 30	* 6 / 16	Ohio State	W	81-78	Ivey (21)	Gillis (11)	Hunter Jr. (5)	Williams (2)	Williams (2)	14,804
Feb. 2	* 4 / -	at Minnesota	W	88-73	Ivey (21)	Edey (12)	Stefanovic (7)	Furst, Ivey (1)	Five Players (1)	9,975
Feb. 5	* 4 / -	Michigan	W	82-76	Ivey (23)	Edey (9)	Ivey (7)	Three Players (1)	Williams (4)	14,804
Feb. 8	* 3 / 13	Illinois	W	84-68	Ivey (26)	Gillis (9)	Ivey (6)	Williams (2)	Edey (3)	14,804
Feb. 10	* 3 / -	at Michigan	L	58-82	Ivey (18)	Edey (6)	Thompson, Williams (2)	Hunter Jr., Stefanovic (1)	Stefanovic (2)	11,452
Feb. 13	* 3 / -	Maryland	W	62-61	Stefanovic (17)	Edey (11)	Edey, Williams (4)	Stefanovic, Williams (2)	Gillis (2)	14,804
Feb. 16	*	at Northwestern								
Feb. 20	*	Rutgers								
Feb. 26	*	at Michigan State								
March 1	*	at Wisconsin								
March 5	*	Indiana								
March 9-13	5	Big Ten Tournament								

- * Denotes Big Ten Conference game
1 Denotes Basketball Hall of Fame Tipoff Classic (Uncasville, Conn.)
2 Denotes Big Ten / ACC Challenge (West Lafayette, Ind.)
3 Denotes Basketball Hall of Fame Invitational (Brooklyn, N.Y.)
4 Denotes Crossroads Classic (Indianapolis, Ind.)
5 Denotes Big Ten Tournament (Indianapolis, Ind.)

2021-22 ATTENDANCE TOTALS

OVERALL					BIG TEN CONFERENCE GAMES				
Site	Games	Totals	Avg.	High	Site	Games	Totals	Avg.	High
Home	15	222,060	14,804	14,804 (15 Times)	Home	8	118,432	14,804	14,804 (Eight Times)
Away	7	85,380	12,197	17,222 at Indiana (1-20-22)	Away	7	85,380	12,197	17,222 at Indiana (1-20-22)
Neutral	4	43,305	10,826	17,905 vs. Butler (12-18-21)					
Totals	26	350,025	13,462	17,905 vs. Butler (12-18-21)	Totals	15	203,812	13,587	17,222 at Indiana (1-20-22)

2021-22 MARGINS OF VICTORY

	1	2	3	4	5	6	7	8	9	10	11	12	13	14	15	16	17	18	19	20	21	22	23	24	25+
Purdue	1		1			2	2	1	1	2				1	1	1				1					7
Opponents		1	1		1																		1		

LARGEST LEADS / DEFICITS

WHEN LEADING					WHEN TRAILING				
Largest Margin of Victory				57 (97-40) vs. Omaha (11-26-21)	Largest Margin of Defeat				24 (58-82) vs. Michigan (2-10-22)
Largest Overall Lead				58 (93-35; 4:39 2nd) vs. Omaha (11-26-21)	Largest Overall Deficit				29 (53-82; 2:23 2nd) vs. Michigan (2-10-22)
Largest Halftime Lead				35 (52-17) vs. Omaha (11-26-21)	Largest Halftime Deficit				9 (29-38) vs. Michigan (2-10-22)
Largest Lead in a Loss				10 (57-47; 8:34 2nd) vs. Rutgers (12-9-21)	Largest Deficit Overcome in a Win				13 (41-54; 9:10 2nd) vs. North Carolina State (12-12-21)
Largest Halftime Lead in a Loss				---	Largest Halftime Deficit in a Win				4 (27-31) vs. North Carolina State (12-12-21)
Largest Purdue Run				29 vs. Omaha (11-26-21)	Largest Opponent Run				14 by Indiana (1-20-22)

2021-22 OVERALL STATISTICS

Game Records

Record	Overall	Home	Away	Neutral
ALL GAMES	22-4	14-1	4-3	4-0
CONFERENCE	11-4	7-1	4-3	0-0
NON-CONFERENCE	11-0	7-0	0-0	4-0

Score by Periods

Team	1st	2nd	OT	TOT
Purdue	1044	1061	43	2148
Opponents	792	974	25	1791

Team Box Score

No.	Player				Total		3-Point		F-Throw		Rebounds													
		GP-GS	MIN	AVG	FG-FGA	FG%	3FG-3FGA	3FG%	FT-FTA	FT%	OFF	DEF	TOT	AVG	PF	DQ	A	TO	BLK	STL	PTS	AVG		
23	IVEY, Jaden	25-23	756:45	30.3	145-305	.475	48-120	.400	97-132	.735	17	107	124	5.0	46	0	77	57	15	26	435	17.4		
15	EDEY, Zach	26-22	488:18	18.8	152-225	.676	0-0	.000	72-115	.626	75	123	198	7.6	54	0	35	46	30	9	376	14.5		
50	WILLIAMS, Trevion	26-4	518:29	19.9	133-237	.561	4-10	.400	50-86	.581	64	136	200	7.7	54	0	79	49	18	28	320	12.3		
55	STEFANOVIC, Sasha	26-26	791:17	30.4	94-220	.427	69-168	.411	49-57	.860	5	63	68	2.6	37	0	91	33	5	11	306	11.8		
0	GILLIS, Mason	22-14	498:19	22.7	48-92	.522	27-60	.450	22-25	.880	31	63	94	4.3	38	0	20	17	7	6	145	6.6		
2	HUNTER JR., Eric	26-8	603:55	23.2	50-104	.481	20-45	.444	18-27	.667	13	29	42	1.6	31	0	48	31	1	18	138	5.3		
11	THOMPSON, Isaiah	26-20	490:23	18.9	42-98	.429	32-77	.416	17-20	.850	8	20	28	1.1	28	0	32	13	2	4	133	5.1		
5	NEWMAN, Brandon	20-1	251:25	12.6	29-95	.305	25-77	.325	17-20	.850	3	38	41	2.1	26	1	14	12	3	7	100	5.0		
3	FURST, Caleb	25-12	402:15	16.1	41-71	.577	9-21	.429	22-32	.688	34	58	92	3.7	28	0	13	16	8	4	113	4.5		
25	MORTON, Ethan	26-0	404:22	15.6	24-49	.490	11-24	.458	11-15	.733	4	30	34	1.3	22	0	43	12	5	15	70	2.7		
34	BARRETT, Carson	8-0	18:30	2.3	2-6	.333	0-2	.000	0-1	.000	2	3	5	0.6	2	0	1	4	0	0	4	0.5		
21	FROST, Matt	8-0	16:31	2.1	1-5	.200	0-0	.000	2-2	1.000	3	0	3	0.4	2	0	0	1	0	1	4	0.5		
22	MARTIN, Chase	8-0	16:57	2.1	1-5	.200	0-0	.000	0-3	.000	0	2	2	0.3	3	0	1	2	0	1	2	0.3		
14	WULBRUN, Jared	9-0	17:35	2.0	0-2	.000	0-1	.000	2-2	1.000	0	1	1	0.1	1	0	0	0	0	0	2	0.2		
Team											35	42	77					9						
Total		26	5275		762-1514	.503	245-605	.405	379-537	.706	294	715	1009	38.8	372	1	454	302	94	130	2148	82.6		
Opponents		26	5275		665-1560	.426	223-653	.342	238-335	.710	219	526	745	28.7	496	14	345	260	58	145	1791	68.9		

Team Statistics

	PURDUE	OPP
Scoring	2148	1791
Points per game	82.6	68.9
Scoring margin	+13.7	-
Field goals-att	762-1514	665-1560
Field goal pct	.503	.426
3 point fg-att	245-605	223-653
3-point FG pct	.405	.342
3-pt FG made per game	9.4	8.6
Free throws-att	379-537	238-335
Free throw pct	.706	.710
F-Throws made per game	14.6	9.2
Rebounds	1009	745
Rebounds per game	38.8	28.7
Rebounding margin	+10.2	-
Assists	454	345
Assists per game	17.5	13.3
Turnovers	302	260
Turnovers per game	11.6	10.0
Turnover margin	-1.6	-
Assist/turnover ratio	1.5	1.3
Steals	130	145
Steals per game	5.0	5.6
Blocks	94	58
Blocks per game	3.6	2.2
Winning streak	1	-
Home win streak	6	-
Attendance	222060	77380
Home games-Avg/Game	15-14804	7-11054
Neutral site-Avg/Game	-	4-9045

Team Results

Date	Opponent		Score	Att.
11/09/2021	Bellarmino	W	96-67	14804
11/12/2021	Indiana St.	W	92-67	14804
11/16/2021	Wright St.	W	96-52	14804
11/20/2021	vs North Carolina	W	93-84	9176
11/21/2021	vs Villanova	W	80-74	9100
11/26/2021	Omaha	W	97-40	14804
11/30/2021	Florida St.	W	93-65	14804
12/03/2021	Iowa	W	77-70	14804
12/09/2021	at Rutgers	L	68-70	0
12/12/2021	vs NC State	Wot	82-72	0
12/18/2021	vs Butler	W	77-48	17905
12/20/2021	Incarnate Word	W	79-59	14804
12/29/2021	Nicholls St.	W	104-90	14804
01/03/2022	Wisconsin	L	69-74	14804
01/08/2022	at Penn St.	W	74-67	10464
01/14/2022	Nebraska	W	92-65	14804
01/17/2022	at Illinois	Wot2	96-88	15544
01/20/2022	at Indiana	L	65-68	17222
01/23/2022	Northwestern	W	80-60	14804
01/27/2022	at Iowa	W	83-73	12723
01/30/2022	Ohio St.	W	81-78	14804
02/02/2022	at Minnesota	W	88-73	9975
02/05/2022	Michigan	W	82-76	14804
02/08/2022	Illinois	W	84-68	14804
02/10/2022	at Michigan	L	58-82	11452
02/13/2022	Maryland	W	62-61	14804

2021-22 BIG TEN CONFERENCE STATISTICS

Game Records

Record	Overall	Home	Away	Neutral
ALL GAMES	11-4	7-1	4-3	0-0
CONFERENCE	11-4	7-1	4-3	0-0
NON-CONFERENCE	0-0	0-0	0-0	0-0

Score by Periods

Team	1st	2nd	OT	TOT
Purdue	554	578	27	1159
Opponents	476	578	19	1073

Team Box Score

No.	Player				Total		3-Point		F-Throw		Rebounds											
		GP-GS	MIN	AVG	FG-FGA	FG%	3FG-3FGA	3FG%	FT-FTA	FT%	OFF	DEF	TOT	AVG	PF	DQ	A	TO	BLK	STL	PTS	AVG
23	IVEY, Jaden	14-12	452:56	32.4	82-185	.443	23-68	.338	65-90	.722	12	49	61	4.4	29	0	41	30	8	14	252	18.0
15	EDEY, Zach	15-14	293:11	19.5	84-134	.627	0-0	.000	33-63	.524	44	72	116	7.7	37	0	20	28	13	5	201	13.4
50	WILLIAMS, Trevion	15-1	298:24	19.9	74-148	.500	3-6	.500	30-51	.588	31	80	111	7.4	32	0	42	25	7	15	181	12.1
55	STEFANOVIC, Sasha	15-15	509:58	34.0	55-135	.407	37-98	.378	27-33	.818	4	38	42	2.8	23	0	44	18	5	6	174	11.6
2	HUNTER JR., Eric	15-7	381:57	25.5	38-71	.535	17-29	.586	13-18	.722	5	20	25	1.7	21	0	30	20	0	12	106	7.1
0	GILLIS, Mason	15-13	372:53	24.9	33-65	.508	21-46	.457	11-14	.786	21	49	70	4.7	26	0	16	16	4	5	98	6.5
11	THOMPSON, Isaiah	15-10	270:28	18.0	16-49	.327	11-39	.282	9-10	.900	4	12	16	1.1	14	0	15	7	2	1	52	3.5
3	FURST, Caleb	15-2	170:37	11.4	15-23	.652	4-6	.667	7-10	.700	12	18	30	2.0	19	0	5	5	0	2	41	2.7
25	MORTON, Ethan	15-0	214:19	14.3	11-25	.440	7-16	.438	6-9	.667	3	13	16	1.1	10	0	15	6	3	6	35	2.3
34	BARRETT, Carson	1-0	01:24	1.4	1-1	1.000	0-0	.000	0-0	.000	0	1	1	1.0	0	0	1	1	0	0	2	2.0
5	NEWMAN, Brandon	9-1	79:04	8.8	5-25	.200	5-21	.238	2-2	1.000	2	9	11	1.2	12	0	4	7	0	4	17	1.9
22	MARTIN, Chase	1-0	01:24	1.4	0-0	.000	0-0	.000	0-0	.000	0	1	1	1.0	0	0	0	0	0	0	0	0.0
14	WULBRUN, Jared	2-0	02:02	1.0	0-0	.000	0-0	.000	0-0	.000	0	0	0	0.0	1	0	0	0	0	0	0	0.0
21	FROST, Matt	1-0	01:24	1.4	0-0	.000	0-0	.000	0-0	.000	0	0	0	0.0	0	0	0	1	0	0	0	0.0
Team											20	24	44					8				
Total		15	3050		414-861	.481	128-329	.389	203-300	.677	158	386	544	36.3	224	0	233	172	42	70	1159	77.3
Opponents		15	3050		396-877	.452	122-340	.359	159-219	.726	116	331	447	29.8	286	7	208	142	36	89	1073	71.5


Team Statistics

	PURDUE	OPP
Scoring	1159	1073
Points per game	77.3	71.5
Scoring margin	+5.7	-
Field goals-att	414-861	396-877
Field goal pct	.481	.452
3 point fg-att	128-329	122-340
3-point FG pct	.389	.359
3-pt FG made per game	8.5	8.1
Free throws-att	203-300	159-219
Free throw pct	.677	.726
F-Throws made per game	13.5	10.6
Rebounds	544	447
Rebounds per game	36.3	29.8
Rebounding margin	+6.5	-
Assists	233	208
Assists per game	15.5	13.9
Turnovers	172	142
Turnovers per game	11.5	9.5
Turnover margin	-2.0	-
Assist/turnover ratio	1.4	1.5
Steals	70	89
Steals per game	4.7	5.9
Blocks	42	36
Blocks per game	2.8	2.4
Winning streak	1	-
Home win streak	6	-
Attendance	118432	77380
Home games-Avg/Game	8-14804	7-11054
Neutral site-Avg/Game	-	0-0

Team Results

Date	Opponent		Score	Att.
12/03/2021	Iowa	W	77-70	14804
12/09/2021	at Rutgers	L	68-70	0
01/03/2022	Wisconsin	L	69-74	14804
01/08/2022	at Penn St.	W	74-67	10464
01/14/2022	Nebraska	W	92-65	14804
01/17/2022	at Illinois	Wot2	96-88	15544
01/20/2022	at Indiana	L	65-68	17222
01/23/2022	Northwestern	W	80-60	14804
01/27/2022	at Iowa	W	83-73	12723
01/30/2022	Ohio St.	W	81-78	14804
02/02/2022	at Minnesota	W	88-73	9975
02/05/2022	Michigan	W	82-76	14804
02/08/2022	Illinois	W	84-68	14804
02/10/2022	at Michigan	L	58-82	11452
02/13/2022	Maryland	W	62-61	14804

GAME 27 // [5] PURDUE vs. NORTHWESTERN // FEBRUARY 16, 2022



Official Basketball Box Score - Final
Maryland at Purdue
02/13/22 Mackey Arena, West Lafayette
2021-22 Men's Basketball

Game Time: 1:00 PM
Game Duration: 1:56
Attendance: 14,804

LAST TIME OUT (No. 3 Purdue 62, Maryland 61)

Officials: Bo Boroski, Paul Szalc, Roger Ayers

Maryland - 61			Record: 11-14 (3-11)														
NO.	Name	Min	FG M-A	3P M-A	FT M-A	Rebounds			Fouls		TP	AS	TO	ST	Blocks		+/-
24	Donta Scott	F 36:17	4-12	1-4	2-3	1	4	5	1	3	11	0	1	2	2	3	0
33	Qudus Wahab	C 22:55	3-6	0-1	1-1	2	2	4	2	1	7	0	5	1	0	1	1
4	Fatts Russell	G 37:28	9-17	2-7	4-4	0	9	9	3	8	24	6	5	3	0	0	-5
11	Xavier Green	G 20:52	1-2	1-2	0-0	1	2	3	4	0	3	0	2	1	0	0	-1
13	Hakim Hart	G 37:22	3-7	0-2	0-0	2	4	6	2	0	6	2	0	0	1	0	1
10	Julian Reese	16:57	3-5	0-0	0-0	0	1	1	3	0	6	0	0	0	0	0	-2
23	Ian Martinez	25:37	1-6	1-2	1-2	1	0	1	4	3	4	3	1	1	0	0	-2
0	Marcus Dockery	02:32	0-0	0-0	0-0	0	0	0	0	0	0	0	0	0	0	0	3
Team						0	1	1			0			0			
Totals			24-55	5-18	8-10	7	23	30	19	15	61	11	14	8	3	4	-1

Shooting By Period

1st FG%

10-25

40.0%

3PT%

3-11

27.3%

FT%

0-0

0%

2nd FG%

14-30

46.7%

3PT%

2-7

28.6%

FT%

8-10

80%

GM FG%

24-55

43.6%

3PT%

5-18

27.8%

FT%

8-10

80.0%

Dead Ball Rebounds: 0, 0

Technical Fouls:Russell 1st0:02

Shooting By Period			
1 st	FG%	10-25	40.0%
	3PT%	3-11	27.3%
	FT%	0-0	0%
2 nd	FG%	14-30	46.7%
	3PT%	2-7	28.6%
	FT%	8-10	80%
GM	FG%	24-55	43.6%
	3PT%	5-18	27.8%
	FT%	8-10	80.0%
Dead Ball Rebounds: 0, 0			

Purdue - 62			Record: 22-4 (11-4)														
NO. Name		Min	FG M-A	3P M-A	FT M-A	Rebounds			Fouls		TP	AS	TO	ST	Blocks		+/-
0	Mason Gillis	F 33:53	1-5	0-3	0-0	1	4	5	2	1	2	1	1	0	2	0	2
15	Zach Edey	C 19:42	5-9	0-0	0-1	5	6	11	2	5	10	4	3	1	1	0	-4
2	Eric Hunter Jr.	G 27:32	3-5	2-3	0-0	0	1	1	3	0	8	1	4	1	0	0	-3
23	Jaden Ivey	G 31:49	2-9	1-4	6-9	0	3	3	4	7	11	1	2	1	1	2	6
55	Sasha Stefanovic	G 37:59	5-13	5-9	2-2	0	4	4	1	1	17	1	2	2	0	1	-1
11	Isaiah Thompson	12:28	1-1	0-0	0-0	0	1	1	2	0	2	1	1	0	0	0	4
25	Ethan Morton	12:48	0-1	0-1	0-0	0	2	2	0	0	0	1	1	0	0	0	-4
50	Trevion Williams	20:21	6-9	0-0	0-0	0	4	4	1	2	12	4	1	2	0	0	5
3	Caleb Furst	03:28	0-0	0-0	0-0	0	0	0	0	2	0	0	0	0	0	0	0
Team						1	1	2			0			1			
Totals			23-52	8-20	8-12	7	26	33	15	18	62	14	16	7	4	3	1

Shooting By Period

1st FG%

11-27

40.7%

3PT%

2-9

22.2%

FT%

2-4

50%

2nd FG%

12-25

48.0%

3PT%

6-11

54.5%

FT%

6-8

75%

GM FG%

23-52

44.2%

3PT%

8-20

40.0%

FT%

8-12

66.7%

Dead Ball Rebounds: 3, 0

Technical Fouls::NONE

Shooting By Period			
1 st	FG%	11-27	40.7%
	3PT%	2-9	22.2%
	FT%	2-4	50%
2 nd	FG%	12-25	48.0%
	3PT%	6-11	54.5%
	FT%	6-8	75%
GM	FG%	23-52	44.2%
	3PT%	8-20	40.0%
	FT%	8-12	66.7%
Dead Ball Rebounds: 3, 0			

	UMD	PUR						
Biggest lead	12 (2 nd 11:00)	4 (1 st 19:06)	Points from	UMD	PUR	Period by Period Scoring		
Best Scoring Run	12(2 nd 16:42)	14(2 nd 7:42)	Turnovers	15	17		1st	2nd
Lead Changes	8		Paint	28	28			TOT
Times Tied	5		Second Chance	4	11	UMD	23	38
Time with Lead	26:50	10:00	Fast Breaks	18	4	PUR	26	36
			Bench	10	14			61
								62

PREVIOUS MEETING WITH NORTHWESTERN - Jan. 23, 2022 (No. 4 Purdue 80, Northwestern 60)



Official Basketball Box Score - Final

Northwestern at Purdue

01/23/22 Mackey Arena, West Lafayette
2021-22 Men's Basketball

Game Time: 1:00 PM

Game Duration: 1:57

Attendance: 14,804

Officials: Larry Sciroto, Kelly Pfeifer, Donnie Eppley

Northwestern - 60

Record: 9-8 (2-6)

NO.	Name	Min	FG M-A	3P M-A	FT M-A	Rebounds OR DR TOT	Fouls PF FD	TP	AS	TO	ST	Blocks BS BA	+/-
22	Pete Nance	F 22:42	3-3	1-1	2-2	2 1 3	4 1	9	2	1	0	0 0	6
31	Robbie Beran	F 24:18	4-7	1-4	0-1	0 3 3	2 3	9	0	0	0	0 0	-10
0	Boo Buie	G 33:35	5-11	5-8	2-2	0 4 4	1 2	17	3	3	0	0 0	-10
1	Chase Audige	G 19:34	1-8	0-5	0-0	0 0 0	2 1	2	2	1	1	0 0	-12
5	Julian Roper II	G 27:51	3-6	1-3	0-0	1 3 4	2 0	7	0	2	3	0 0	-7
15	Ryan Young	20:50	3-7	0-1	0-0	1 3 4	1 3	6	2	0	0	1 0	-19
3	Ty Berry	12:21	1-4	1-3	1-2	0 0 0	3 1	4	1	1	1	0 0	-11
14	Casey Simmons	08:33	0-0	0-0	0-0	0 1 1	0 0	0	1	1	0	0 0	-9
2	Ryan Greer	13:30	0-0	0-0	0-0	0 0 0	1 1	0	0	0	0	0 0	-3
34	Matthew Nicholson	04:56	1-1	0-0	2-2	0 0 0	0 1	4	0	0	0	0 0	-5
21	Elyjah Williams	07:14	1-2	0-1	0-0	0 0 0	0 0	2	0	1	0	1 0	-12
13	Brooks Barnhizer	04:36	0-1	0-0	0-0	0 0 0	0 0	0	1	0	0	0 0	-8
Team						1 1 2		0		0			
Totals			22-50	9-26	7-9	5 16 21	16 13	60	12	10	5	2 0	-20

Shooting By Period

1 st FG%	9-23	39.1%
3PT%	3-12	25.0%
FT%	7-9	77.8%
2 nd FG%	13-27	48.1%
3PT%	6-14	42.9%
FT%	0-0	0%
GM FG%	22-50	44.0%
3PT%	9-26	34.6%
FT%	7-9	77.8%

Dead Ball Rebounds: 1, 1

Technical Fouls::NONE

Purdue - 80

Record: 16-3 (5-3)

NO.	Name	Min	FG M-A	3P M-A	FT M-A	Rebounds OR DR TOT	Fouls PF FD	TP	AS	TO	ST	Blocks BS BA	+/-
0	Mason Gillis	F 28:27	3-6	1-4	0-0	1 1 2	1 0	7	4	1	0	0 0	6
15	Zach Edey	C 21:29	6-9	0-0	0-2	5 5 10	2 3	12	2	1	1	0 1	4
5	Brandon Newman	G 11:49	0-5	0-5	0-0	1 0 1	2 1	0	1	1	0	0 0	-2
11	Isaiah Thompson	G 15:31	2-6	2-6	2-2	0 0 0	2 1	8	1	0	0	0 0	3
55	Sasha Stefanovic	G 38:22	6-10	6-10	4-4	0 2 2	2 4	22	3	1	1	0 0	19
2	Eric Hunter Jr.	26:41	4-5	2-2	0-0	0 2 2	1 2	10	5	1	2	0 0	17
25	Ethan Morton	27:37	1-2	0-1	0-0	0 2 2	0 1	2	2	1	1	0 0	23
50	Trevion Williams	18:31	5-11	0-0	2-3	1 9 10	2 3	12	1	2	0	0 1	16
3	Caleb Furst	11:33	2-2	1-1	2-2	2 1 3	1 1	7	0	1	0	0 0	14
Team						0 1 1		0		0			
Totals			29-56	12-29	10-13	10 23 33	13 16	80	19	9	5	0 2	20

Shooting By Period

1 st FG%	14-28	50.0%
3PT%	5-13	38.5%
FT%	7-7	100%
2 nd FG%	15-28	53.6%
3PT%	7-16	43.8%
FT%	3-6	50%
GM FG%	29-56	51.8%
3PT%	12-29	41.4%
FT%	10-13	76.9%

Dead Ball Rebounds: 3, 1

Technical Fouls::NONE

	NWU	PUR
Biggest lead	2 (1 st 18:25)	20 (2 nd 0:03)
Best Scoring Run	10 (2 nd 18:19)	9 (1 st 5:49)
Lead Changes	3	
Times Tied	1	
Time with Lead	01:23	36:41

Points from	NWU	PUR
Turnovers	6	6
Paint	18	32
Second Chance	9	13
Fast Breaks	3	7
Bench	16	31

Period by Period Scoring			
	1st	2nd	TOT
NWU	28	32	60
PUR	40	40	80

GAME 27 // [5] PURDUE vs. NORTHWESTERN // FEBRUARY 16, 2022

2021-22 GAME-BY-GAME COMPARISON																			
Team	W/L	FG-FGA	Pct.	3P-3PA	Pct.	FT-FTA	Pct.	O-D	Reb.	PF	A	TO	B	S	1st	2nd	OT	Pts.	PPP
[7] Purdue	W	28-56	.500	16-36	.444	24-29	.828	15-27	42	13	21	13	3	7	50	46		96	1.43
Bellarmine		24-59	.407	12-35	.343	7-8	.875	7-25	22	20	15	10	1	5	37	30		67	1.00
[7] Purdue	W	31-58	.534	8-20	.400	22-32	.688	12-30	42	14	19	12	8	6	51	41		92	1.26
Indiana State		25-64	.391	6-26	.231	11-14	.786	10-21	31	25	14	12	0	4	30	37		67	0.92
[6] Purdue	W	35-67	.522	11-28	.393	15-21	.714	19-37	56	15	18	17	4	9	51	45		96	1.28
Wright State		18-59	.305	5-26	.192	11-14	.786	6-17	23	17	8	15	0	6	17	35		52	0.69
[6] Purdue	W	34-61	.557	10-23	.435	15-22	.682	4-27	31	16	21	9	2	6	41	52		93	1.21
[18] North Carolina		31-69	.449	12-29	.414	10-12	.833	12-25	37	20	13	14	5	3	35	49		84	1.09
[6] Purdue	W	29-55	.527	10-23	.435	12-14	.857	12-26	38	18	17	11	1	4	31	49		80	1.33
[5] Villanova		26-58	.448	13-34	.382	9-17	.529	10-16	26	15	15	4	2	4	33	41		74	1.23
[3] Purdue	W	34-59	.576	9-17	.529	20-24	.833	14-39	53	6	19	12	6	4	52	45		97	1.45
Omaha		17-63	.270	5-28	.179	1-2	.500	8-14	22	14	8	9	2	6	17	23		40	0.60
[2] Purdue	W	35-59	.593	12-25	.480	11-14	.786	10-26	36	8	23	13	5	5	48	45		93	1.37
Florida State		26-63	.413	8-24	.333	5-6	.833	11-14	25	17	12	13	1	7	32	33		65	0.96
[2] Purdue	W	21-50	.420	8-19	.421	27-37	.730	8-34	42	18	14	17	2	5	39	38		77	1.01
Iowa		25-62	.403	5-21	.238	15-22	.682	6-24	30	29	12	9	0	6	26	44		70	0.92
[1] Purdue	L	25-61	.410	7-26	.269	11-16	.688	16-19	35	17	10	11	2	8	35	33		68	1.05
Rutgers		25-48	.521	7-14	.500	13-18	.722	5-22	27	19	18	15	2	7	36	34		70	1.08
[1] Purdue	W	30-60	.500	5-21	.238	17-25	.680	11-32	43	16	18	14	9	6	27	39	16	82	1.09
North Carolina State		26-62	.419	8-21	.381	12-15	.800	7-23	30	24	10	13	3	7	31	35	6	72	0.96
[3] Purdue	W	27-51	.529	11-22	.500	12-14	.857	11-31	42	15	17	10	5	4	39	38		77	1.33
Butler		19-59	.322	4-28	.143	6-14	.429	13-14	27	15	10	7	2	5	21	27		48	0.83
[3] Purdue	W	30-66	.455	11-32	.344	8-15	.533	19-27	46	14	18	11	3	6	45	34		79	1.23
Incarناة Word		22-54	.407	12-27	.444	3-5	.600	5-18	23	17	14	11	2	5	27	32		59	0.92
[3] Purdue	W	35-61	.574	14-29	.483	20-27	.741	9-27	36	13	30	8	3	6	55	49		104	1.42
Nicholls		35-73	.479	16-35	.457	4-9	.444	14-18	32	27	18	10	4	4	36	54		90	1.23
[3] Purdue	L	23-56	.411	8-20	.400	15-24	.625	13-27	40	17	19	12	0	2	24	45		69	1.03
[23] Wisconsin		27-60	.450	6-24	.250	14-19	.737	9-25	34	22	13	7	2	5	29	45		74	1.10
[3] Purdue	W	28-58	.483	9-24	.375	9-13	.692	10-20	30	14	14	8	2	6	35	39		74	1.19
Penn State		26-55	.473	8-22	.364	7-11	.636	9-21	30	13	14	11	4	6	30	37		67	1.08
[7] Purdue	W	32-65	.492	9-29	.310	19-27	.704	14-27	41	16	19	10	5	7	48	44		92	1.26
Nebraska		26-57	.456	8-19	.421	5-13	.385	8-23	31	21	14	17	1	6	33	32		65	0.89
[4] Purdue	W	31-68	.456	8-18	.444	26-32	.813	10-36	46	15	13	12	3	3	37	32	27	96	1.13
[17] Illinois		32-77	.416	12-33	.364	12-15	.800	8-31	39	23	15	8	2	5	26	43	19	88	1.04
[4] Purdue	L	25-54	.463	8-23	.348	7-17	.412	8-31	39	18	12	12	2	0	28	37		65	0.98
Indiana		24-56	.429	6-20	.300	14-24	.583	4-26	30	16	6	3	4	9	37	31		68	1.03
[4] Purdue	W	29-56	.518	12-29	.414	10-13	.769	10-23	33	13	19	9	0	5	40	40		80	1.33
Northwestern		22-50	.440	9-26	.346	7-9	.778	5-16	21	16	12	10	2	5	28	32		60	1.00
[6] Purdue	W	30-49	.612	13-22	.591	10-22	.455	9-27	36	17	21	15	2	7	48	35		83	1.26
Iowa		24-64	.375	8-27	.296	17-18	.944	14-17	31	20	10	9	2	8	33	40		73	1.11
[6] Purdue	W	29-60	.483	8-17	.471	15-26	.577	15-23	38	12	17	10	4	4	39	42		81	1.23
[16] Ohio State		29-63	.460	9-29	.310	11-14	.786	12-20	32	22	15	6	4	6	40	48		78	1.18
[4] Purdue	W	35-63	.556	12-24	.500	6-8	.750	9-30	39	15	23	9	5	2	51	37		88	1.33
Minnesota		27-58	.466	11-22	.500	8-12	.667	4-19	23	15	16	5	3	4	36	37		73	1.11
[4] Purdue	W	30-58	.517	5-18	.278	17-21	.810	11-21	32	10	17	7	3	7	39	43		82	1.26
Michigan		29-52	.558	8-18	.444	10-12	.833	3-19	22	17	17	11	3	3	33	43		76	1.17
[3] Purdue	W	31-61	.508	9-22	.409	13-18	.722	11-24	35	16	16	9	5	5	36	48		84	1.27
[13] Illinois		24-58	.414	8-26	.308	12-15	.800	10-22	32	20	13	9	2	4	38	30		68	1.03
[3] Purdue	L	22-50	.440	4-18	.222	10-14	.714	7-18	25	11	5	14	3	2	29	29		58	0.94
Michigan		32-62	.516	12-21	.571	6-7	.857	12-23	35	14	21	7	2	6	38	44		82	1.32
[3] Purdue	W	23-52	.442	8-20	.400	8-12	.667	7-26	33	15	14	16	4	7	26	36		62	0.93
Maryland		24-55	.436	5-18	.278	8-10	.800	7-23	30	19	11	14	3	8	23	38		61	0.91

MISCELLANEOUS SINGLE-GAME INFORMATION

Date	Opponent	Biggest Lead		Lead Chang.	Ties	[---Time In the Lead---]			Biggest Run		Paint	Off TO	2nd-ch.	Bench	Starters	Fr.	So.	Jr.	Sr.
		PU	Opp.			PU	Opp.	Tied	PU	Opp.									
Nov. 9	Bellarmine	36	3	1	1	37:15	1:25	1:20	11	9	22-20	14-11	13-6	29-22	67-45	2	46	15	33
Nov. 12	Indiana State	30	5	1	1	36:43	2:02	1:15	16	10	42-36	21-14	13-2	21-30	71-37	12	59	4	17
Nov. 16	Wright State	49	3	1	0	38:42	0:50	0:28	14	6	46-16	22-15	31-3	44-7	52-45	14	44	4	34
Nov. 20	[18] North Carolina	13	1	2	1	39:08	0:16	0:36	10	7	42-18	19-10	5-21	28-14	65-70	8	33	3	49
Nov. 21	[5] Villanova	10	11	6	5	18:55	17:54	3:11	9	8	38-18	4-10	16-11	15-17	65-57	12	34	12	22
Nov. 26	Omaha	58	1	2	0	39:18	0:26	0:16	29	5	48-16	8-9	19-8	49-14	48-26	7	61	6	23
Nov. 30	Florida State	28	0	0	2	38:18	0:00	1:42	12	7	38-26	12-25	18-15	31-16	62-49	9	49	12	23
Dec. 3	Iowa	19	1	2	1	35:38	2:17	2:05	7	11	26-34	8-20	10-4	37-29	40-41	2	45	5	25
Dec. 9	Rutgers	10	7	6	5	19:29	16:32	3:59	11	12	36-28	16-4	22-4	31-5	37-65	0	32	0	36
Dec. 12	North Carolina State	10	13	1	2	4:45	38:33	1:42	7	8	50-34	14-19	14-9	39-9	43-63	0	46	0	36
Dec. 18	Butler	36	2	1	1	38:25	0:21	1:14	12	6	26-26	6-8	12-6	25-6	52-42	6	47	6	18
Dec. 20	Incarnate Word	30	6	1	2	35:54	1:52	2:14	10	7	38-12	20-19	20-5	37-20	42-39	2	44	10	23
Dec. 29	Nicholls	22	6	6	2	35:45	2:55	1:20	20	6	42-34	16-11	6-24	37-8	67-82	0	64	15	25
Jan. 3	[23] Wisconsin	7	7	17	6	15:19	20:49	3:52	8	7	28-28	10-12	12-12	29-7	40-67	0	50	0	19
Jan. 8	Penn State	13	7	8	3	31:49	5:52	2:19	9	9	36-28	16-9	17-10	26-15	48-52	2	35	3	34
Jan. 14	Nebraska	30	0	0	0	39:35	0:00	0:25	14	6	46-24	28-7	21-4	36-20	56-45	10	55	0	27
Jan. 17	[17] Illinois	13	4	4	5	43:41	2:24	3:55	17	10	42-26	9-8	12-11	28-27	68-61	0	46	3	47
Jan. 20	Indiana	8	11	3	2	14:04	22:08	3:48	8	14	28-30	5-15	10-5	4-35	61-33	2	46	8	9
Jan. 23	Northwestern	20	2	3	1	36:41	1:23	1:56	9	10	32-18	6-6	13-9	31-16	49-44	7	21	8	44
Jan. 27	Iowa	18	0	0	0	39:41	0:00	0:19	7	11	32-26	5-18	9-14	38-32	45-41	4	28	18	33
Jan. 30	[16] Ohio State	20	4	2	3	32:47	4:37	2:36	8	7	42-30	11-16	18-11	33-32	48-46	0	51	0	30
Feb. 2	Minnesota	18	0	0	0	39:40	0:00	0:14	7	7	40-20	8-12	2-5	12-8	76-65	4	44	0	40
Feb. 5	Michigan	12	0	0	0	38:53	0:00	1:07	10	7	44-26	16-4	10-2	21-13	61-63	0	44	2	36
Feb. 8	[13] Illinois	19	9	3	5	25:16	11:47	2:57	14	8	38-22	15-15	9-9	23-24	61-44	5	50	3	26
Feb. 10	Michigan	2	29	1	3	0:36	36:33	2:51	5	9	30-36	5-15	4-10	22-2	36-80	5	35	0	18
Feb. 13	Maryland	4	12	8	5	10:00	26:50	3:10	14	12	28-28	17-15	11-4	14-10	48-51	0	23	2	37
Feb. 16	Northwestern																		
Feb. 20	Rutgers																		
Feb. 26	Michigan State																		
Mar. 1	Wisconsin																		
Mar. 5	Indiana																		
Mar. 9-13	Big Ten Tournament																		
PURDUE TOTALS		58							29		964	331	347	740	1,408	113	1,132	139	764
PURDUE AVERAGES											37.1	12.7	13.3	28.5	54.2	4.3	43.5	5.3	29.4
OPPONENT TOTALS		29							14		660	327	224	438	1,353				
OPPONENT AVERAGES											25.4	12.6	8.6	16.8	52.0				

POINTS-REBOUNDS-ASSISTS (starters in underline>

Date	Opponent	Result	#0	#2	#3	#5	#11	#14	#15	#21	#22	#23	#25	#34	#50	#55
			Gillis	Hunter	Furst	Newman	Thomps.	Wulbrun	Edey	Frost	Martin	Ivey	Morton	Barrett	Williams	Stefanovic
Nov. 9	Bellarmine	W, 96-67	DNP	61-1	<u>2-9-1</u>	14-1-3	<u>15-1-4</u>	0-1-0	<u>16-9-0</u>	0-0-0	0-0-0	<u>11-5-3</u>	5-4-3	0-0-0	4-7-3	<u>23-2-3</u>
Nov. 12	Indiana State	W, 92-67	DNP	0-1-3	<u>12-8-0</u>	8-1-0	<u>4-1-1</u>	0-0-0	<u>22-10-3</u>	0-0-0	0-0-0	<u>27-8-4</u>	2-1-1	0-1-0	11-8-3	<u>6-1-4</u>
Nov. 16	Wright State	W, 96-52	DNP	2-2-4	<u>14-11-2</u>	15-1-0	<u>0-0-3</u>	2-0-0	<u>18-12-1</u>	2-1-0	0-0-0	<u>8-6-3</u>	3-3-2	0-0-0	20-13-3	<u>12-4-0</u>
Nov. 20	[18] North Carolina	W, 93-84	DNP	6-2-0	<u>8-5-0</u>	0-0-2	<u>3-0-2</u>	DNP	<u>9-3-2</u>	DNP	DNP	<u>22-10-6</u>	2-2-0	DNP	20-4-1	<u>23-2-8</u>
Nov. 21	[5] Villanova	W, 80-74	0-1-0	3-3-1	<u>12-4-1</u>	3-3-0	<u>12-0-0</u>	DNP	<u>21-6-0</u>	DNP	DNP	<u>10-7-7</u>	0-1-0	DNP	9-4-2	<u>10-3-6</u>
Nov. 26	Omaha	W, 97-40	6-5-0	<u>4-1-2</u>	<u>7-9-1</u>	16-5-0	6-3-1	0-0-0	<u>20-6-1</u>	0-2-0	2-1-1	<u>12-2-2</u>	3-3-4	2-0-0	14-10-2	<u>5-4-5</u>
Nov. 30	Florida State	W, 93-65	6-3-0	4-0-2	<u>9-6-1</u>	13-6-2	<u>12-2-1</u>	DNP	<u>12-4-0</u>	DNP	DNP	<u>18-6-2</u>	0-0-4	DNP	8-6-3	<u>11-1-8</u>
Dec. 3	Iowa	W, 77-70	12-3-1	4-1-2	<u>2-7-0</u>	5-0-1	<u>5-1-1</u>	DNP	<u>6-7-0</u>	DNP	DNP	<u>19-2-2</u>	3-0-2	DNP	13-18-3	<u>8-1-2</u>
Dec. 9	Rutgers	L, 68-70	0-1-0	6-2-1	<u>0-0-0</u>	3-2-1	<u>0-2-0</u>	DNP	<u>13-6-1</u>	DNP	DNP	<u>15-1-3</u>	1-3-1	DNP	21-11-1	<u>9-2-2</u>
Dec. 12	North Carolina State	W, 82-72	9-4-0	2-1-0	<u>0-1-1</u>	0-0-0	<u>0-1-2</u>	DNP	<u>9-7-0</u>	DNP	DNP	<u>22-7-2</u>	6-1-2	DNP	22-12-9	<u>12-2-2</u>
Dec. 18	Butler	W, 77-48	6-4-1	0-1-2	<u>6-2-1</u>	1-4-1	<u>6-0-2</u>	0-0-0	14-11-0	0-0-0	0-0-0	<u>22-5-2</u>	4-1-3	0-2-0	10-6-2	<u>8-4-3</u>
Dec. 20	Incarnate Word	W, 79-59	10-3-2	3-2-1	<u>2-7-0</u>	6-5-0	<u>8-2-0</u>	0-0-0	13-9-4	2-0-0	0-0-0	<u>12-5-4</u>	3-0-2	0-1-0	<u>12-8-1</u>	<u>8-1-4</u>
Dec. 29	Nicholls	W, 104-90	<u>10-4-1</u>	2-3-2	DNP	7-4-2	<u>15-2-1</u>	0-0-0	21-5-4	0-0-0	0-0-0	<u>19-2-1</u>	7-2-7	0-0-0	<u>9-11-8</u>	<u>14-2-4</u>
Jan. 3	[23] Wisconsin	L, 69-74	<u>9-4-0</u>	2-1-2	0-0-0	0-0-1	<u>0-3-2</u>	DNP	24-10-2	DNP	DNP	<u>14-3-3</u>	3-6-4	DNP	<u>9-5-2</u>	<u>8-2-3</u>
Jan. 8	Penn State	W, 74-67	<u>14-2-1</u>	0-0-2	2-1-0	DNP	<u>3-1-0</u>	DNP	<u>6-6-1</u>	DNP	DNP	<u>12-7-1</u>	3-0-1	DNP	21-9-2	<u>13-3-6</u>
Jan. 14	Nebraska	W, 92-65	<u>8-7-1</u>	8-3-2	10-2-0	6-4-0	<u>0-2-2</u>	0-0-0	<u>22-9-0</u>	0-0-0	0-1-0	<u>17-4-5</u>	0-0-2	2-1-1	10-5-3	<u>9-3-3</u>
Jan. 17	[17] Illinois	W, 96-88	<u>4-4-1</u>	11-2-2	0-2-0	3-2-0	<u>3-0-0</u>	DNP	<u>20-8-1</u>	DNP	DNP	<u>19-8-2</u>	0-1-0	DNP	14-7-5	<u>22-8-2</u>
Jan. 20	Indiana	L, 65-68	<u>13-7-2</u>	0-1-0	2-3-1	0-1-0	<u>8-2-2</u>	DNP	<u>12-9-3</u>	DNP	DNP	<u>21-2-1</u>	0-0-1	DNP	2-6-2	<u>7-3-0</u>
Jan. 23	Northwestern	W, 80-60	<u>7-2-4</u>	10-2-5	7-3-0	<u>0-1-1</u>	<u>8-0-1</u>	DNP	<u>12-10-2</u>	DNP	DNP	DNP	2-2-2	DNP	12-10-1	<u>22-2-3</u>
Jan. 27	Iowa	W, 83-73	<u>0-3-1</u>	<u>7-0-2</u>	4-4-1	DNP	<u>18-1-2</u>	DNP	<u>6-4-1</u>	DNP	DNP	15-5-4	7-0-0	DNP	12-10-5	<u>14-5-4</u>
Jan. 30	[16] Ohio State	W, 81-78	<u>7-11-2</u>	<u>10-3-5</u>	0-1-1	DNP	<u>0-1-0</u>	DNP	<u>20-3-0</u>	DNP	DNP	21-3-2	3-0-0	DNP	9-8-3	<u>11-3-4</u>
Feb. 2	Minnesota	W, 88-73	<u>6-5-1</u>	<u>20-3-2</u>	4-3-0	0-0-0	0-1-1	DNP	<u>14-12-3</u>	DNP	DNP	<u>21-10-4</u>	3-0-1	DNP	5-3-4	<u>15-2-7</u>
Feb. 5	Michigan	W, 82-76	<u>8-4-0</u>	<u>8-2-3</u>	0-1-1	DNP	2-0-1	DNP	<u>13-9-1</u>	DNP	DNP	<u>23-6-7</u>	0-0-0	DNP	19-8-2	<u>9-1-2</u>
Feb. 8	[13] Illinois	W, 84-68	<u>6-9-1</u>	<u>9-2-1</u>	5-2-0	DNP	3-0-0	0-0-0	<u>13-6-1</u>	DNP	DNP	<u>26-4-6</u>	5-1-0	DNP	10-5-3	<u>7-1-4</u>
Feb. 10	Michigan	L, 58-82	<u>2-3-0</u>	<u>3-2-0</u>	5-1-0	0-1-0	0-1-2	DNP	<u>10-6-0</u>	DNP	DNP	<u>18-3-0</u>	5-1-0	DNP	12-2-2	<u>3-2-1</u>
Feb. 13	Maryland	W, 62-61	<u>2-5-1</u>	<u>8-1-1</u>	0-0-0	DNP	2-1-1	DNP	<u>10-11-4</u>	DNP	DNP	<u>11-3-1</u>	0-2-1	DNP	12-4-4	<u>17-4-1</u>
Feb. 16	Northwestern															
Feb. 20	Rutgers															
Feb. 26	Michigan State															
Mar. 1	Wisconsin															
Mar. 5	Indiana															
Mar. 9-13	Big Ten Tournament															

GAME 27 // [5] PURDUE vs. NORTHWESTERN // FEBRUARY 16, 2022

INSIDE THE NUMBERS					PURDUE'S RECORD WHEN...													
10+ POINTS			2022	CAREER	CONSECUTIVE GAMES WITH A 3-POINTER			FIRST SUB	2022	CAREER	Category	2021-22	Painter	Str.				
Trevion Williams			18 (16-2)	60 (39-21)	Sasha Stefanovic			27	Trevion Williams	21	38	All Games	22-4	377-188	W-1			
Jaden Ivey			24 (20-4)	39 (30-9)	Jaden Ivey			3	Eric Hunter Jr.	10	29	At Home	14-1	236-42	W-6			
Sasha Stefanovic			14 (14-0)	37 (32-5)	Eric Hunter Jr.			1	Zach Edey	3	25	On Road	4-3	81-95	L-1			
Eric Hunter Jr.			4 (4-0)	35 (26-9)					Isaiah Thompson	5	22	At Neutral Sites	4-0	60-51	W-4			
Zach Edey			20 (16-4)	31 (23-8)	CONSECUTIVE FREE THROWS MADE				Ethan Morton	6	9	vs. Big Ten Foes	11-4	202-127	W-1			
Brandon Newman			4 (4-0)	16 (13-3)	Isaiah Thompson			13	Sasha Stefanovic		5	Big Ten Regular-Season	11-4	191-113	W-1			
Isaiah Thompson			5 (5-0)	15 (10-5)	Sasha Stefanovic			9	Mason Gillis	1	3	Big Ten Tournament		11-14	L-3			
Mason Gillis			5 (4-1)	9 (8-1)	Matt Frost			2	Jaden Ivey		3	At Home	7-1	119-33	W-6			
Caleb Furst			4 (4-0)	4 (4-0)	Caleb Furst			2	Caleb Furst	1	1	On Road	4-3	72-80	L-1			
					Mason Gillis			2				At Neutral Site		11-14	L-3			
20+ POINTS			2022	CAREER	Jaden Ivey			2	FIRST POINTS	2P	3P	FT	No.	vs. Non-Conference Foes	11-0	175-61	W-11	
Trevion Williams			5 (4-1)	14 (8-6)	Trevion Williams			2	Zach Edey	15				15	At Home	7-0	117-9	W-14
Jaden Ivey			9 (8-1)	11 (9-2)	Jared Wulbrun			2	Sasha Stefanovic	2	3	1	6		On Road		9-16	L-1
Zach Edey			8 (7-1)	10 (9-1)	Eric Hunter Jr.			1	Jaden Ivey	2			2		At Neutral Site	4-0	49-36	W-4
Sasha Stefanovic			4 (4-0)	8 (7-1)	Brandon Newman			1	Caleb Furst	1			1		vs. Ranked Opponent	5-1	59-89	W-3
Brandon Newman				2 (2-0)					Trevion Williams	1			1		vs. Unranked Opponent	17-3	318-99	W-1
Eric Hunter Jr.			1 (1-0)	1 (1-0)	TEAM			2	Mason Gillis		1		1		In Overtime	2-0	14-18	W-2
															Leading at Halftime	19-0	309-51	W-24
															Trailing at Halftime	3-4	54-126	L-1
															Tied at Halftime		13-12	W-1
															Games Decided by 1-9 Pts.	8-3	132-110	W-3
															3 Points or Less	2-2	43-35	W-2
															4-6 Points	2-1	40-35	W-1
															7-9 Points	4-0	49-40	W-4
															Games Decided by 10+ Pts.	14-1	245-78	L-1
															10-19 Points	5-0	125-61	W-8
															20-Plus Points	9-1	120-17	L-1
															Purdue Shoots 48% or Better	18-0	183-17	W-23
															Purdue Shoots Less Than 48%	4-4	194-171	W-1
															Opp. Shoots 48% or Better	1-2	32-77	L-1
															Opp. Shoots Less Than 48%	21-2	345-111	W-6
															Purdue Shoots Better Than Opp.	21-1	311-43	W-6
															Opp. Shoots Better / Equal %	1-3	66-145	L-1
															Purdue Outrebounds Opp.	20-3	282-78	W-7
															Opp. Outreb. / Equals Purdue	2-1	95-110	L-1
															Purdue Has More FT Attempts	19-2	274-40	W-1
															Opp. Has More / Equal FT Att.	3-2	103-148	W-1
															Purdue Makes 10+ 3-Ptrs.	11-0	95-17	W-21
															Purdue Makes 0-4 3-Ptrs.	0-1	55-70	L-1
															Opp. Makes 10+ 3-Ptrs.	7-1	46-33	L-1
															Opp. Makes 0-4 3-Ptrs.		120-39	W-2
															Purdue Has 0-9 Turnovers	7-0	106-43	W-7
															Purdue Has 10-15 Turnovers	12-4	211-97	L-1
															Purdue Has 16+ Turnovers	3-0	60-48	W-5
															Opp. Has 0-9 Turnovers	9-3	74-66	L-1
															Opp. Has 10-15 Turnovers	12-1	177-95	W-7
															Opp. Has 16+ Turnovers	1-0	126-27	W-3
															Purdue Has Fewer TOs	6-1	212-66	W-5
															Purdue Has More / Equal TOs	16-3	165-122	W-1
															Purdue Wins Reb. & TO Margin	4-1	137-15	W-4
															Purdue Scores 0-49 Pts.		2-9	L-1
															Purdue Scores 50-59 Pts.		11-50	L-2
															Purdue Scores 60-69 Pts.	1-3	95-79	W-1
															Purdue Scores 70-79 Pts.	4-0	124-38	W-4
															Purdue Scores 80-89 Pts.	8-0	96-12	W-21
															Purdue Scores 90+ Pts.	9-0	49-0	W-111
															Opp. Scores 0-49 Pts.	2-0	54-1	W-24
															Opp. Scores 50-59 Pts.	2-0	110-6	W-6
															Opp. Scores 60-69 Pts.	8-1	137-54	W-3
															Opp. Scores 70-79 Pts.	7-2	62-78	W-4
															Opp. Scores 80-89 Pts.	2-1	10-40	L-1
															Opp. Scores 90+ Pts.	1-0	4-9	W-3
															0-1 Player in Double Figures		6-9	W-1
															2 Players in Double Figures	0-1	56-57	L-2
															3 Players in Double Figures	6-3	147-92	L-1
															4 Players in Double Figures	10-0	117-21	W-16
															5+ Players in Double Figures	6-0	51-9	W-15
															In November	7-0	79-23	W-7
															In December	5-1	93-31	W-4
															In January	6-2	85-51	W-3
															In February	4-1	76-41	W-1
															In March		44-42	L-2
															On Sunday	5-0	51-27	W-7
															On Monday	2-1	12-6	W-1
															On Tuesday	4-0	84-28	W-6
															On Wednesday	2-0	62-29	W-6
															On Thursday	1-3	34-26	L-1
															On Friday	4-0	42-15	W-4
															On Saturday	4-0	112-56	W-8
															Wearing White Uniforms	8-0		W-8
															Wearing Throwback Uniforms	1-1		W-1
															Wearing Black Uniforms	9-3		L-1
															Wearing Gold Uniforms	2-0		W-15
															Wearing Gray Uniforms	2-0		W-2

THE START CHART (8)								
1	2	3	4	5	Games			Record
Thompson	Ivey	Stefanovic	Furst	Edey	1, 2, 3, 4, 5, 7, 8, 9, 10			8-1
Hunter Jr.	Ivey	Stefanovic	Furst	Edey	6			1-0
Thompson	Ivey	Stefanovic	Furst	Williams	11, 12			2-0
Thompson	Ivey	Stefanovic	Gillis	Williams	13, 14			1-1
Thompson	Ivey	Stefanovic	Gillis	Edey	15, 16, 17, 18			3-1
Thompson	Newman	Stefanovic	Gillis	Edey	19			1-0
Hunter Jr.	Thompson	Stefanovic	Gillis	Edey	20, 21			2-0
Hunter Jr.	Ivey	Stefanovic	Gillis	Edey	22, 23, 24, 25, 26			4-1
CAREER STARTS AT PURDUE								
Player	19	20	21	22	Tot.	Cons.	Record as Starter	
Sasha Stefanovic		22	21	26	69	31	48-21	
Eric Hunter Jr.	1	30	23	8	62	7	38-24	
Trevion Williams	8	22	26	4	60		38-22	
Mason Gillis			23	14	37	14	26-11	
Jaden Ivey			12	23	35	5	26-9	
Isaiah Thompson			5	20	25		20-5	
Zach Edey			2	22	24	12	21-3	
Brandon Newman			23	1	24		16-8	
Caleb Furst				12	12		11-1	

GAME 27 // [5] PURDUE vs. NORTHWESTERN // FEBRUARY 16, 2022

INDIVIDUAL GAME-BY-GAME STATISTICS														
#0 MASON GILLIS														
Date	Opponent	Min.	FG	3FG	FT	O-D-T	PF	A	TO	B	S	Pts.		
N9	Bellarmine					-- DID NOT PLAY --								
N12	Indiana State					-- DID NOT PLAY --								
N16	Wright State					-- DID NOT PLAY --								
N20	vs. [18] North Carolina					-- DID NOT PLAY --								
N21	vs. [5] Villanova	10	0-1	0-1	0-0	1-0-1	1	0	0	0	0	0		
N26	Omaha	17	2-2	1-1	1-1	2-3-5	0	0	0	1	0	6		
N30	Florida State	19	2-4	0-2	2-2	1-2-3	1	0	0	0	1	6		
D3	Iowa	18	2-3	2-2	6-6	1-2-3	3	1	1	1	0	12		
D9	at Rutgers	12	0-1	0-1	0-0	0-1-1	2	0	0	1	0	0		
D12	vs. North Carolina State	22	3-5	1-2	2-2	2-2-4	4	0	0	0	0	9		
D18	vs. Butler	19	1-2	0-0	4-4	2-2-4	1	1	0	0	0	6		
D20	Incarnate Word	21	4-9	2-5	0-0	2-1-3	3	2	0	0	0	10		
D29	• Nicholls	18	3-4	2-3	2-2	0-4-4	2	1	1	2	0	10		
J3	• [23] Wisconsin	23	3-4	3-4	0-0	1-3-4	1	0	2	0	0	9		
J8	• at Penn State	25	4-5	3-4	3-3	1-1-2	2	1	1	0	1	14		
J14	• Nebraska	24	3-8	2-4	0-0	1-6-7	2	1	0	0	2	8		
J17	• at [17] Illinois	43	2-3	0-1	0-0	1-3-4	1	1	2	0	0	4		
J20	• at Indiana	29	5-6	3-4	0-1	3-4-7	2	2	2	0	0	13		
J23	• Northwestern	28	3-6	1-4	0-0	1-1-2	1	4	1	0	0	7		
J27	• at Iowa	12	0-1	0-0	0-2	1-2-3	2	1	1	0	0	0		
J30	• [16] Ohio State	28	2-5	1-3	2-2	5-6-11	1	2	2	0	1	7		
F2	• at Minnesota	17	2-3	2-3	0-0	0-5-5	2	1	1	0	0	6		
F5	• Michigan	34	3-6	2-5	0-0	2-2-4	2	0	0	0	0	8		
F8	• [13] Illinois	28	2-4	2-4	0-0	2-7-9	1	1	1	0	1	6		
F10	• at Michigan	18	1-5	0-4	0-0	1-2-3	2	0	1	0	0	2		
F13	• Maryland	34	1-5	0-3	0-0	1-4-5	2	1	1	2	0	2		
F16	at Northwestern													
F20	Rutgers													
F26	at Michigan State													
M1	at Wisconsin													
M5	Indiana													
M9-13	Big Ten Tournament													

#3 CALEB FURST														
Date	Opponent	Min.	FG	3FG	FT	O-D-T	PF	A	TO	B	S	Pts.		
N9	• Bellarmine	26	1-3	0-2	0-0	3-6-9	2	1	2	0	0	2		
N12	• Indiana State	22	4-7	0-1	4-5	2-6-8	0	0	0	1	0	12		
N16	• Wright State	25	5-7	1-2	3-4	4-7-11	1	2	3	0	0	14		
N20	• vs. [18] North Carolina	33	3-5	2-3	0-0	0-5-5	2	0	0	2	1	8		
N21	• vs. [5] Villanova	24	5-5	1-1	1-1	1-3-4	1	1	1	0	0	12		
N26	• Omaha	23	2-5	0-1	3-4	5-4-9	0	1	1	2	0	7		
N30	• Florida State	21	2-3	1-1	4-6	2-4-6	1	1	0	2	0	9		
D3	• Iowa	22	1-2	0-0	0-0	3-4-7	2	0	2	0	1	2		
D9	• at Rutgers	9	0-0	0-0	0-0	0-0-0	1	0	0	0	0	0		
D12	• vs. North Carolina State	13	0-1	0-0	0-0	0-1-1	1	1	3	0	0	0		
D18	• vs. Butler	21	3-4	0-1	0-0	1-1-2	0	1	0	0	1	6		
D20	• Incarnate Word	23	1-8	0-3	0-2	4-3-7	1	0	1	1	0	2		
D29	Nicholls					-- DID NOT PLAY --								
J3	[23] Wisconsin	6	0-0	0-0	0-0	0-0-0	0	0	0	0	0	0		
J8	at Penn State	12	1-2	0-0	0-0	0-1-1	1	0	0	0	0	2		
J14	Nebraska	16	3-3	1-1	3-5	2-0-2	2	0	1	0	0	10		
J17	at [17] Illinois	3	0-1	0-0	0-0	1-1-2	0	0	0	0	0	0		
J20	at Indiana	11	1-2	0-0	0-0	1-2-3	1	1	0	0	0	2		
J23	Northwestern	12	2-2	1-1	2-2	2-1-3	1	0	1	0	0	7		
J27	at Iowa	14	2-2	0-0	0-1	1-3-4	2	2	0	0	0	4		
J30	[16] Ohio State	12	0-0	0-0	0-0	0-1-1	4	1	0	0	0	0		
F2	at Minnesota	14	2-2	0-0	0-0	1-2-3	1	0	0	0	1	4		
F5	Michigan	6	0-0	0-0	0-0	0-1-1	1	1	0	0	0	0		
F8	[13] Illinois	15	1-3	1-1	2-2	1-1-2	2	0	0	0	0	5		
F10	at Michigan	17	2-4	1-3	0-0	0-1-1	1	0	1	0	0	5		
F13	Maryland	3	0-0	0-0	0-0	0-0-0	0	0	0	0	0	0		
F16	at Northwestern													
F20	Rutgers													
F26	at Michigan State													
M1	at Wisconsin													
M5	Indiana													
M9-13	Big Ten Tournament													

#2 ERIC HUNTER JR.														
Date	Opponent	Min.	FG	3FG	FT	O-D-T	PF	A	TO	B	S	Pts.		
N9	Bellarmine	19	2-6	2-6	0-0	0-1-1	0	1	0	0	1	6		
N12	Indiana State	19	0-2	0-1	0-0	0-1-1	1	3	2	0	0	0		
N16	Wright State	22	1-4	0-1	0-0	1-1-2	1	4	0	0	1	2		
N20	vs. [18] North Carolina	24	2-2	0-0	2-4	0-2-2	0	0	0	0	2	6		
N21	vs. [5] Villanova	19	0-1	0-1	3-4	1-2-3	2	1	2	0	0	3		
N26	• Omaha	18	2-4	0-0	0-0	1-0-1	0	2	1	0	0	4		
N30	Florida State	18	2-3	0-0	0-0	0-0-0	1	2	1	0	0	4		
D3	Iowa	25	1-4	1-3	1-2	0-1-1	1	2	4	0	0	4		
D9	at Rutgers	26	2-6	2-4	0-0	1-1-2	0	1	0	0	2	6		
D12	vs. North Carolina State	30	1-3	0-2	0-0	1-0-1	1	0	2	0	2	2		
D18	vs. Butler	18	0-3	0-2	0-0	1-0-1	1	2	1	1	0	0		
D20	Incarnate Word	17	1-3	1-2	0-0	1-1-2	3	1	2	0	0	3		
D29	Nicholls	18	1-2	0-1	0-1	2-1-3	0	2	0	0	0	2		
J3	[23] Wisconsin	20	1-4	0-1	0-0	0-1-1	0	2	2	0	0	2		
J8	at Penn State	15	0-1	0-0	0-0	0-0-0	1	2	1	0	1	0		
J14	Nebraska	17	3-5	1-1	1-1	1-2-3	1	2	0	0	0	8		
J17	at [17] Illinois	32	3-4	1-1	4-4	0-2-2	1	2	1	0	0	11		
J20	at Indiana	16	0-2	0-0	0-0	0-1-1	1	0	1	0	0	0		
J23	Northwestern	27	4-5	2-2	0-0	0-2-2	1	5	1	0	2	10		
J27	• at Iowa	34	2-3	1-2	2-4	0-0-0	1	2	0	0	1	7		
J30	• [16] Ohio State	30	4-7	1-1	1-2	1-2-3	1	5	2	0	1	10		
F2	• at Minnesota	30	8-11	4-6	0-0	1-2-3	4	2	0	0	0	20		
F5	• Michigan	27	2-5	1-2	3-4	1-1-2	4	3	2	0	2	8		
F8	• [13] Illinois	29	4-7	1-3	0-0	0-2-2	1	1	1	0	1	9		
F10	• at Michigan	25	1-2	0-0	1-1	0-2-2	1	0	0	0	1	3		
F13	• Maryland	28	3-5	2-3	0-0	0-1-1	3	1	4	0	1	8		
F16	at Northwestern													
F20	Rutgers													
F26	at Michigan State													
M1	at Wisconsin													
M5	Indiana													
M9-13	Big Ten Tournament													

#5 BRANDON NEWMAN														
Date	Opponent	Min.	FG	3FG	FT	O-D-T	PF	A	TO	B	S	Pts.		
N9	Bellarmine	19	3-10	3-9	5-6	0-1-1	2	3	0	1	0	14		
N12	Indiana State	20	2-8	2-5	2-2	0-1-1	2	0	0	0	0	8		
N16	Wright State	17	5-8	5-7	0-0	0-1-1	1	0	0	0	0	15		
N20	vs. [18] North Carolina	11	0-1	0-0	0-0	0-0-0	1	2	1	0	0	0		
N21	vs. [5] Villanova	12	1-4	1-4	0-0	0-3-3	0	0	0	0	0	3		
N26	Omaha	17	4-9	3-7	5-5	0-5-5	0	0	0	0	0	16		
N30	Florida State	17	5-9	2-6	1-1	0-6-6	2	2	2	0	0	13		
D3	Iowa	13	1-4	1-4	2-2	0-0-0	1	1	0	0	0	5		
D9	at Rutgers	13	1-6	1-5	0-0	1-1-2	1	1	3	0	2	3		
D12	vs. North Carolina State	8	0-4	0-4	0-0	0-0-0	0	0	0	0	0	0		
D18	vs. Butler	11	0-4	0-4	1-2	0-4-4	5	1	1	1	1	1		
D20	Incarnate Word	18	2-8	2-6	0-0	0-5-5	0	0	1	1	2	6		
D29	Nicholls	22	2-5	2-4	1-2	1-3-4	1	2	0	0	0	7		
J3	[23] Wisconsin	6	0-2	0-1	0-0	0-0-0	0	1	0	0	0	0		
J8	at Penn State					-- DID NOT PLAY --								
J14	Nebraska	14	2-4	2-4	0-0	0-4-4	2	0	1	0	2	6		
J17	at [17] Illinois	11	1-3	1-2	0-0	0-2-2	3	0	0	0	0	3		
J20	at Indiana	5	0-0	0-0	0-0	0-1-1	3	0	1	0	0	0		
J23	• Northwestern	12	0-5	0-5	0-0	1-0-1	2	1	1	0	0	0		
J27														

INDIVIDUAL GAME-BY-GAME STATISTICS

#11 | ISAIAH THOMPSON

Date	Opponent	Min.	FG	3FG	FT	O-D-T	PF	A	TO	B	S	Pts.
N9	• Bellarmine	24	5-9	5-8	0-0	0-1-1	1	4	0	0	0	15
N12	• Indiana State	21	1-3	1-3	1-3	0-1-1	2	1	0	0	0	4
N16	• Wright State	21	0-3	0-2	0-0	0-0-0	0	3	0	0	0	0
N20	• vs. [18] North Carolina	16	1-2	1-2	0-0	0-0-0	2	2	0	0	0	3
N21	• vs. [5] Villanova	21	4-5	4-5	0-0	0-0-0	2	0	2	0	0	12
N26	• Omaha	19	2-3	1-1	1-1	0-3-3	1	1	1	0	0	6
N30	• Florida State	22	4-4	2-2	2-2	1-1-2	0	1	1	0	1	12
D3	• Iowa	16	0-0	0-0	5-6	1-0-1	0	1	1	0	0	5
D9	• at Rutgers	14	0-2	0-2	0-0	0-2-2	1	0	0	0	0	0
D12	• vs. North Carolina State	15	0-1	0-1	0-0	1-0-1	2	2	0	0	2	0
D18	• vs. Butler	20	2-6	2-4	0-0	0-0-0	1	2	2	0	0	6
D20	• Incarnate Word	20	2-6	2-5	2-2	2-0-2	1	0	0	0	0	8
D29	• Nicholls	21	5-7	3-5	2-2	0-2-2	2	1	0	0	0	15
J3	• [23] Wisconsin	20	0-2	0-2	0-0	1-2-3	1	2	1	0	0	0
J8	• at Penn State	25	1-4	1-4	0-0	1-0-1	0	0	0	0	0	3
J14	• Nebraska	21	0-6	0-6	0-0	0-2-2	1	2	2	0	1	0
J17	• at [17] Illinois	18	1-4	1-4	0-0	0-0-0	0	0	0	0	0	3
J20	• at Indiana	26	3-7	2-5	0-0	0-2-2	2	2	0	1	0	8
J23	• Northwestern	16	2-6	2-6	2-2	0-0-0	2	1	0	0	0	8
J27	• at Iowa	28	6-8	4-6	2-2	0-1-1	2	2	2	1	0	18
J30	• [16] Ohio State	18	0-3	0-1	0-0	0-1-1	0	0	0	0	0	0
F2	• at Minnesota	10	0-3	0-2	0-0	1-0-1	0	1	0	0	0	0
F5	• Michigan	16	1-2	0-0	0-0	0-0-0	0	1	0	0	0	2
F8	• [13] Illinois	11	1-1	1-1	0-0	0-0-0	1	0	0	0	0	3
F10	• at Michigan	18	0-0	0-0	0-0	0-1-1	2	2	0	0	0	0
F13	• Maryland	12	1-1	0-0	0-0	0-1-1	2	1	1	0	0	2
F16	• at Northwestern											
F20	• Rutgers											
F26	• at Michigan State											
M1	• at Wisconsin											
M5	• Indiana											
M9-13	• Big Ten Tournament											

#14 | JARED WULBRUN

Date	Opponent	Min.	FG	3FG	FT	O-D-T	PF	A	TO	B	S	Pts.
N9	Bellarmine	2	0-0	0-0	0-0	0-1-1	0	0	0	0	0	0
N12	Indiana State	2	0-0	0-0	0-0	0-0-0	0	0	0	0	0	0
N16	Wright State	2	0-1	0-1	2-2	0-0-0	0	0	0	0	0	2
N20	vs. [18] North Carolina					– DID NOT PLAY –						
N21	vs. [5] Villanova					– DID NOT PLAY –						
N26	Omaha	3	0-1	0-0	0-0	0-0-0	0	0	0	0	0	0
N30	Florida State					– DID NOT PLAY –						
D3	Iowa					– DID NOT PLAY –						
D9	at Rutgers					– DID NOT PLAY –						
D12	vs. North Carolina State					– DID NOT PLAY –						
D18	vs. Butler	2	0-0	0-0	0-0	0-0-0	0	0	0	0	0	0
D20	Incarnate Word	3	0-0	0-0	0-0	0-0-0	0	0	0	0	0	0
D29	Nicholls	1	0-0	0-0	0-0	0-0-0	0	0	0	0	0	0
J3	[23] Wisconsin					– DID NOT PLAY –						
J8	at Penn State					– DID NOT PLAY –						
J14	Nebraska	1	0-0	0-0	0-0	0-0-0	1	0	0	0	0	0
J17	at [17] Illinois					– DID NOT PLAY –						
J20	at Indiana					– DID NOT PLAY –						
J23	Northwestern					– DID NOT PLAY –						
J27	at Iowa					– DID NOT PLAY –						
J30	[16] Ohio State					– DID NOT PLAY –						
F2	at Minnesota					– DID NOT PLAY –						
F5	Michigan					– DID NOT PLAY –						
F8	[13] Illinois	1	0-0	0-0	0-0	0-0-0	0	0	0	0	0	0
F10	at Michigan					– DID NOT PLAY –						
F13	Maryland					– DID NOT PLAY –						
F16	at Northwestern											
F20	Rutgers											
F26	at Michigan State											
M1	at Wisconsin											
M5	Indiana											
M9-13	Big Ten Tournament											

#15 | ZACH EDEY

Date	Opponent	Min.	FG	3FG	FT	O-D-T	PF	A	TO	B	S	Pts.
N9	• Bellarmine	22	4-5	0-0	8-10	5-4-9	1	0	3	1	0	16
N12	• Indiana State	18	8-9	0-0	6-7	4-6-10	2	3	1	3	0	22
N16	• Wright State	18	8-12	0-0	2-3	5-7-12	2	1	3	2	2	18
N20	• vs. [18] North Carolina	18	4-7	0-0	1-2	0-3-3	3	2	4	0	0	9
N21	• vs. [5] Villanova	20	9-12	0-0	3-3	3-3-6	2	0	1	0	0	21
N26	• Omaha	16	6-7	0-0	8-8	0-6-6	0	1	1	3	1	20
N30	• Florida State	19	6-9	0-0	0-1	3-1-4	1	0	0	1	0	12
D3	• Iowa	16	2-4	0-0	2-3	2-5-7	3	0	3	1	1	6
D9	• at Rutgers	16	5-8	0-0	3-5	3-3-6	2	1	3	1	0	13
D12	• vs. North Carolina State	12	4-7	0-0	1-3	1-6-7	0	0	2	2	0	9
D18	vs. Butler	20	6-8	0-0	2-2	2-9-11	1	0	1	2	0	14
D20	Incarnate Word	15	6-7	0-0	1-4	6-3-9	3	4	2	1	0	13
D29	Nicholls	16	7-8	0-0	7-9	2-3-5	2	4	0	2	1	21
J3	• [23] Wisconsin	20	10-17	0-0	4-8	5-5-10	3	2	4	0	0	24
J8	• at Penn State	10	3-4	0-0	0-0	1-5-6	4	1	2	0	0	6
J14	• Nebraska	20	9-12	0-0	4-9	4-5-9	2	0	0	2	0	22
J17	• at [17] Illinois	27	9-14	0-0	2-2	3-5-8	2	1	0	2	1	20
J20	• at Indiana	25	5-6	0-0	2-7	1-8-9	1	3	1	1	0	12
J23	• Northwestern	21	6-9	0-0	0-2	5-5-10	2	2	1	0	1	12
J27	• at Iowa	15	2-4	0-0	2-2	1-3-4	3	1	1	0	1	6
J30	• [16] Ohio State	21	7-9	0-0	6-11	3-0-3	3	0	2	1	0	20
F2	• at Minnesota	27	6-10	0-0	2-3	2-10-12	1	3	2	1	0	14
F5	• Michigan	17	5-12	0-0	3-4	6-3-9	3	1	2	0	0	13
F8	• [13] Illinois	21	6-10	0-0	1-3	1-5-6	3	1	2	3	0	13
F10	• at Michigan	17	4-6	0-0	2-3	2-4-6	3	0	2	0	0	10
F13	• Maryland	20	5-9	0-0	0-1	5-6-11	2	4	3	1	1	10
F16	• at Northwestern											
F20	• Rutgers											
F26	• at Michigan State											
M1	• at Wisconsin											
M5	• Indiana											
M9-13	• Big Ten Tournament											

#21 | MATT FROST

Date	Opponent	Min.	FG	3FG	FT	O-D-T	PF	A	TO	B	S	Pts.
N9	Bellarmine	2	0-0	0-0	0-0	0-0-0	0	0	0	0	0	0
N12	Indiana State	2	0-0	0-0	0-0	0-0-0	0	0	0	0	0	0
N16	Wright State	2	1-1	0-0	0-0	1-0-1	1	0	0	0	1	2
N20	vs. [18] North Carolina					– DID NOT PLAY –						
N21	vs. [5] Villanova					– DID NOT PLAY –						
N26	Omaha	3	0-3	0-0	0-0	2-0-2	0	0	0	0	0	0
N30	Florida State					– DID NOT PLAY –						
D3	Iowa					– DID NOT PLAY –						
D9	at Rutgers					– DID NOT PLAY –						
D12	vs. North Carolina State					– DID NOT PLAY –						
D18	vs. Butler	2	0-0	0-0	0-0	0-0-0	0	0	0	0	0	0
D20	Incarnate Word	3	0-0	0-0	2-2	0-0-0	0	0	0	0	0	2
D29	Nicholls	1	0-1	0-0	0-0	0-0-0	1	0	0	0	0	0
J3	[23] Wisconsin					– DID NOT PLAY –						
J8	at Penn State					– DID NOT PLAY –						
J14	Nebraska	1	0-0	0-0	0-0	0-0-0	0	0	1	0	0	0
J17	at [17] Illinois					– DID NOT PLAY –						
J20	at Indiana					– DID NOT PLAY –						
J23	Northwestern					– DID NOT PLAY –						
J27	at Iowa					– DID NOT PLAY –						
J30	[16] Ohio State					– DID NOT PLAY –						
F2	at Minnesota					– DID NOT PLAY –						
F5	Michigan					– DID NOT PLAY –						
F8	[13] Illinois					– DID NOT PLAY –						
F10	at Michigan					– DID NOT PLAY –						
F13	Maryland					– DID NOT PLAY –						
F16	at Northwestern											
F20	Rutgers											
F26	at Michigan State											
M1	at Wisconsin											
M5	Indiana											
M9-13	Big Ten Tournament											

GAME 27 // [5] PURDUE vs. NORTHWESTERN // FEBRUARY 16, 2022

INDIVIDUAL GAME-BY-GAME STATISTICS														
#22 CHASE MARTIN														
Date	Opponent	Min.	FG	3FG	FT	O-D-T	PF	A	TO	B	S	Pts.		
N9	Bellarmine	2	0-0	0-0	0-0	0-0-0	1	0	0	0	0	0		
N12	Indiana State	2	0-0	0-0	0-2	0-0-0	0	0	0	0	1	0		
N16	Wright State	2	0-0	0-0	0-0	0-0-0	1	0	1	0	0	0		
N20	vs. [18] North Carolina					-- DID NOT PLAY --								
N21	vs. [5] Villanova					-- DID NOT PLAY --								
N26	Omaha	3	1-1	0-0	0-1	0-1-1	0	1	1	0	0	2		
N30	Florida State					-- DID NOT PLAY --								
D3	Iowa					-- DID NOT PLAY --								
D9	at Rutgers					-- DID NOT PLAY --								
D12	vs. North Carolina State					-- DID NOT PLAY --								
D18	vs. Butler	2	0-3	0-0	0-0	0-0-0	1	0	0	0	0	0		
D20	Incarnate Word	2	0-0	0-0	0-0	0-0-0	0	0	0	0	0	0		
D29	Nicholls	1	0-1	0-0	0-0	0-0-0	0	0	0	0	0	0		
J3	[23] Wisconsin					-- DID NOT PLAY --								
J8	at Penn State					-- DID NOT PLAY --								
J14	Nebraska	1	0-0	0-0	0-0	0-1-1	0	0	0	0	0	0		
J17	at [17] Illinois					-- DID NOT PLAY --								
J20	at Indiana					-- DID NOT PLAY --								
J23	Northwestern					-- DID NOT PLAY --								
J27	at Iowa					-- DID NOT PLAY --								
J30	[16] Ohio State					-- DID NOT PLAY --								
F2	at Minnesota					-- DID NOT PLAY --								
F5	Michigan					-- DID NOT PLAY --								
F8	[13] Illinois					-- DID NOT PLAY --								
F10	at Michigan					-- DID NOT PLAY --								
F13	Maryland					-- DID NOT PLAY --								
F16	at Northwestern													
F20	Rutgers													
F26	at Michigan State													
M1	at Wisconsin													
M5	Indiana													
M9-13	Big Ten Tournament													

#25 ETHAN MORTON														
Date	Opponent	Min.	FG	3FG	FT	O-D-T	PF	A	TO	B	S	Pts.		
N9	Bellarmine	18	2-3	0-0	1-1	1-3-4	1	3	0	0	4	5		
N12	Indiana State	16	1-2	0-0	0-0	0-1-1	2	1	1	0	2	2		
N16	Wright State	19	1-3	1-2	0-0	0-3-3	2	2	0	2	1	3		
N20	vs. [18] North Carolina	16	1-4	0-1	0-0	0-2-2	2	0	0	0	0	2		
N21	vs. [5] Villanova	8	0-0	0-0	0-0	0-1-1	1	0	0	0	0	0		
N26	Omaha	17	1-2	1-1	0-0	0-3-3	0	4	0	0	0	3		
N30	Florida State	12	0-1	0-1	0-0	0-0-0	0	4	2	0	1	0		
D3	Iowa	9	1-2	1-1	0-0	0-0-0	0	2	0	0	0	3		
D9	at Rutgers	24	0-2	0-1	1-2	2-1-3	1	1	0	0	0	1		
D12	vs. North Carolina State	24	2-2	0-0	2-2	0-1-1	1	2	0	0	0	6		
D18	vs. Butler	19	1-1	1-1	1-2	0-1-1	0	3	1	0	1	4		
D20	Incarnate Word	19	1-1	1-1	0-0	0-0-0	1	2	2	0	0	3		
D29	Nicholls	22	3-5	0-1	1-1	0-2-2	2	7	0	0	0	7		
J3	[23] Wisconsin	20	1-2	1-1	0-0	0-6-6	4	4	0	0	2	3		
J8	at Penn State	17	0-3	0-2	3-4	0-0-0	0	1	0	0	2	3		
J14	Nebraska	14	0-1	0-1	0-0	0-0-0	0	2	0	2	0	0		
J17	at [17] Illinois	9	0-0	0-0	0-0	1-0-1	1	0	1	0	0	0		
J20	at Indiana	7	0-1	0-1	0-0	0-0-0	1	1	1	0	0	0		
J23	Northwestern	28	1-2	0-1	0-0	0-2-2	0	2	1	0	1	2		
J27	at Iowa	16	2-3	1-1	2-2	0-0-0	0	0	1	0	1	7		
J30	[16] Ohio State	10	1-1	1-1	0-0	0-0-0	0	0	0	0	0	3		
F2	at Minnesota	12	1-1	1-1	0-0	0-0-0	2	1	1	1	0	3		
F5	Michigan	8	0-1	0-1	0-0	0-0-0	0	0	0	0	0	0		
F8	[13] Illinois	8	2-2	1-1	0-1	0-1-1	1	0	0	0	0	5		
F10	at Michigan	20	2-3	1-2	0-0	0-1-1	0	0	0	0	0	5		
F13	Maryland	13	0-1	0-1	0-0	0-2-2	0	1	1	0	0	0		
F16	at Northwestern													
F20	Rutgers													
F26	at Michigan State													
M1	at Wisconsin													
M5	Indiana													
M9-13	Big Ten Tournament													

#33 JADEN IVEY														
Date	Opponent	Min.	FG	3FG	FT	O-D-T	PF	A	TO	B	S	Pts.		
N9	• Bellarmine	25	4-11	1-5	2-3	0-5-5	1	3	4	0	2	11		
N12	• Indiana State	29	10-13	2-4	5-7	2-6-8	2	4	3	0	2	27		
N16	• Wright State	23	2-8	0-3	4-5	0-6-6	2	3	3	0	1	8		
N20	• vs. [18] North Carolina	35	7-17	2-6	4-5	0-10-10	1	6	1	0	2	22		
N21	• vs. [5] Villanova	33	3-9	2-4	2-2	1-6-7	4	7	1	1	0	10		
N26	• Omaha	19	5-6	2-2	0-0	1-1-2	3	2	1	0	2	12		
N30	• Florida State	29	7-11	4-6	0-0	1-5-6	0	2	3	2	1	18		
D3	• Iowa	30	7-13	1-5	4-7	0-2-2	3	2	1	0	2	19		
D9	• at Rutgers	34	5-9	2-5	3-4	0-1-1	3	3	3	0	3	15		
D12	• vs. North Carolina State	40	7-16	2-6	6-9	0-7-7	3	2	2	3	0	22		
D18	• vs. Butler	24	7-10	6-6	2-2	0-5-5	0	2	3	0	1	22		
D20	• Incarnate Word	19	5-10	1-4	1-1	0-5-5	0	4	2	0	1	12		
D29	• Nicholls	29	5-9	3-6	6-8	0-2-2	1	1	4	1	0	19		
J3	• [23] Wisconsin	28	3-9	2-5	6-8	0-3-3	3	3	2	0	0	14		
J8	• at Penn State	37	5-15	2-6	0-2	1-6-7	0	1	1	1	2	12		
J14	• Nebraska	23	5-10	2-5	5-6	2-2-4	2	5	1	0	1	17		
J17	• at [17] Illinois	42	3-10	0-1	13-15	1-7-8	4	2	2	1	2	19		
J20	• at Indiana	32	7-16	2-6	5-7	0-2-2	3	1	2	0	0	21		
J23	Northwestern					-- DID NOT PLAY --								
J27	at Iowa	21	5-7	3-4	2-7	0-5-5	2	4	2	0	1	15		
J30	[16] Ohio State	32	8-20	3-6	2-3	1-2-3	1	2	2	1	0	21		
F2	• at Minnesota	38	8-19	2-6	3-3	3-7-10	1	4	2	1	1	21		
F5	• Michigan	37	8-18	0-6	7-8	0-6-6	0	7	2	1	1	23		
F8	• [13] Illinois	36	10-17	2-5	4-4	2-2-4	2	6	3	1	0	26		
F10	• at Michigan	32	6-13	1-4	5-7	2-1-3	1	0	5	1	0	18		
F13	• Maryland	32	2-9	1-4	6-9	0-3-3	4	1	2	1	1	11		
F16	at Northwestern													
F20	Rutgers													
F26	at Michigan State													
M1	at Wisconsin													
M5	Indiana													
M9-13	Big Ten Tournament													

#34 CARSON BARRETT														
Date	Opponent	Min.	FG	3FG	FT	O-D-T	PF	A	TO	B	S	Pts.		
N9	Bellarmine	2	0-0	0-0	0-0	0-0-0	0	0	1	0	0	0		
N12	Indiana State	2	0-1	0-0	0-0	1-0-1	0	0	0	0	0	0		
N16	Wright State	2	0-1	0-1	0-0	0-0-0	0	0	2	0	0	0		
N20	vs. [18] North Carolina					-- DID NOT PLAY --								
N21	vs. [5] Villanova					-- DID NOT PLAY --								
N26	Omaha	3	1-1	0-0	0-1	0-0-0	1	0	0	0	0	2		
N30	Florida State					-- DID NOT PLAY --								
D3	Iowa					-- DID NOT PLAY --								
D9	at Rutgers					-- DID NOT PLAY --								
D12	vs. North Carolina State					-- DID NOT PLAY --								
D18	vs. Butler	2	0-1	0-0	0-0	1-1-2	0	0	0	0	0	0		
D20	Incarnate Word	3	0-1	0-1	0-0	0-1-1	0	0	0	0	0	0		
D29	Nicholls	1	0-0	0-0	0-0	0-0-0	1	0	0	0	0	0		
J3	[23] Wisconsin					-- DID NOT PLAY --								
J8	at Penn State					-- DID NOT PLAY --								
J14	Nebraska	1	1-1	0-0	0-0	0-1-1	0	1	1	0	0	2		
J17	at [17] Illinois					-- DID NOT PLAY --								
J20	at Indiana					-- DID NOT PLAY --								
J23	Northwestern					-- DID NOT PLAY --								
J27	at Iowa					-- DID NOT PLAY --								
J30	[16] Ohio State					-- DID NOT PLAY --								
F2	at Minnesota					-- DID NOT PLAY --								
F5	Michigan					-- DID NOT PLAY --								
F8	[13] Illinois					-- DID NOT PLAY --								
F10	at Michigan					-- DID NOT PLAY --								
F13	Maryland					-- DID NOT PLAY --								
F16	at Northwestern													
F20	Rutgers													
F26														

INDIVIDUAL GAME-BY-GAME STATISTICS

#50 | TREVION WILLIAMS

Date	Opponent	Min.	FG	3FG	FT	O-D-T	PF	A	TO	B	S	Pts.
N9	Bellarmine	15	1-1	0-0	2-2	4-3-7	2	3	2	1	0	4
N12	Indiana State	20	3-6	1-1	4-6	2-6-8	2	3	3	4	1	11
N16	Wright State	20	8-11	0-1	4-7	7-6-13	3	3	4	0	2	20
N20	vs. [18] North Carolina	13	8-10	0-0	4-7	1-3-4	4	1	2	0	1	20
N21	vs. [5] Villanova	20	4-8	0-0	1-2	2-2-4	4	2	2	0	3	9
N26	Omaha	21	7-11	0-1	0-0	1-9-10	0	2	3	0	1	14
N30	Florida State	21	4-7	0-0	0-0	2-4-6	0	3	3	0	1	8
D3	Iowa	24	4-12	1-1	4-8	1-17-18	2	3	2	0	1	13
D9	at Rutgers	23	9-17	0-1	3-3	6-5-11	3	1	1	0	1	21
D12	vs. North Carolina State	33	10-14	0-0	2-5	4-8-12	1	9	3	4	2	22
D18	-vs. Butler	18	5-6	0-1	0-0	3-3-6	4	2	1	1	0	10
D20	-Incarnate Word	17	5-7	0-0	2-4	4-4-8	1	1	1	0	1	12
D29	-Nicholls	22	4-8	0-0	1-2	3-8-11	1	8	0	1	1	9
J3	-[23] Wisconsin	20	3-8	1-1	2-4	3-2-5	3	2	0	0	0	9
J8	at Penn State	21	9-12	0-0	3-4	6-3-9	4	2	2	1	0	21
J14	Nebraska	19	5-8	0-0	0-0	2-3-5	1	3	1	0	1	10
J17	at [17] Illinois	23	6-18	0-1	2-2	2-5-7	2	5	4	0	0	14
J20	at Indiana	15	1-4	0-0	0-2	0-6-6	2	2	4	0	0	2
J23	Northwestern	19	5-11	0-0	2-3	1-9-10	2	1	2	0	0	12
J27	at Iowa	24	6-11	0-0	0-2	3-7-10	3	5	3	1	2	12
J30	[16] Ohio State	19	4-8	0-0	1-5	2-6-8	1	3	1	2	2	9
F2	at Minnesota	13	2-5	0-0	1-2	1-2-3	4	4	1	1	0	5
F5	Michigan	23	7-8	1-1	4-5	2-6-8	0	2	0	1	4	19
F8	[13] Illinois	15	2-7	0-1	6-8	2-3-5	4	3	2	1	2	10
F10	at Michigan	21	5-10	0-0	2-3	0-2-2	0	2	1	0	0	12
F13	Maryland	20	6-9	0-0	0-0	0-4-4	1	4	1	0	2	12
F16	at Northwestern											
F20	Rutgers											
F26	at Michigan State											
M1	at Wisconsin											
M5	Indiana											
M9-13	Big Ten Tournament											

#55 | SASHA STEFANOVIC

Date	Opponent	Min.	FG	3FG	FT	O-D-T	PF	A	TO	B	S	Pts.
N9	-Bellarmine	24	6-8	5-6	6-7	0-2-2	2	3	0	0	0	23
N12	-Indiana State	27	2-7	2-5	0-0	0-1-1	1	4	2	0	0	6
N16	-Wright State	25	4-8	4-8	0-0	0-4-4	1	0	1	0	0	12
N20	vs. [18] North Carolina	35	7-13	5-11	4-4	0-2-2	1	8	1	0	0	23
N21	-vs. [5] Villanova	33	3-10	2-7	2-2	0-3-3	1	6	2	0	1	10
N26	-Omaha	20	1-4	1-3	2-3	0-4-4	1	5	3	0	0	5
N30	-Florida State	22	3-8	3-7	2-2	0-1-1	2	8	1	0	0	11
D3	-Iowa	29	2-6	1-3	3-3	0-1-1	3	2	1	0	0	8
D9	-at Rutgers	29	3-10	2-7	1-2	0-2-2	3	2	1	0	0	9
D12	-vs. North Carolina State	29	3-7	2-6	4-4	0-2-2	3	2	2	0	0	12
D18	-vs. Butler	22	2-3	2-3	2-2	0-4-4	1	3	0	0	0	8
D20	-Incarnate Word	20	3-6	2-5	0-0	0-1-1	1	4	0	0	2	8
D29	-Nicholls	25	5-11	4-9	0-0	1-1-2	0	4	3	0	1	14
J3	-[23] Wisconsin	37	2-8	1-5	3-4	0-2-2	2	3	1	0	0	8
J8	-at Penn State	39	5-12	3-8	0-0	0-3-3	2	6	1	0	0	13
J14	-Nebraska	27	1-7	1-7	6-6	2-1-3	2	3	2	1	0	9
J17	-at [17] Illinois	41	6-11	5-8	5-9	0-8-8	1	2	2	0	0	22
J20	-at Indiana	34	3-10	1-7	0-0	0-3-3	2	0	0	0	0	7
J23	-Northwestern	38	6-10	6-10	6-10	0-2-2	2	3	1	0	1	22
J27	-at Iowa	36	5-10	4-9	0-0	0-5-5	2	4	3	0	1	14
J30	-[16] Ohio State	31	3-7	2-5	3-3	0-3-3	1	4	1	0	0	11
F2	-at Minnesota	38	6-9	3-6	0-0	0-2-2	0	7	0	1	0	15
F5	-Michigan	31	4-6	1-3	0-0	0-1-1	0	2	0	1	0	9
F8	-[13] Illinois	36	3-10	1-6	0-0	0-1-1	1	4	0	0	1	7
F10	-at Michigan	27	1-6	1-5	0-0	2-0-2	1	1	3	2	1	3
F13	-Maryland	38	5-13	5-9	2-2	0-4-4	1	1	2	0	2	17
F16	at Northwestern											
F20	Rutgers											
F26	at Michigan State											
M1	at Wisconsin											
M5	Indiana											
M9-13	Big Ten Tournament											

PURDUE TEAM GAME-BY-GAME

Date	Opponent	Min.	FG	3FG	FT	O-D-T	PF	A	TO	B	S	Pts.
N9	Bellarmine	200	28-56	16-36	24-29	15-27-42	13	21	13	3	7	96
N12	Indiana State	200	31-58	8-20	22-32	12-30-42	14	19	12	8	6	92
N16	Wright State	200	35-67	11-28	15-21	19-37-56	15	18	17	4	9	96
N20	vs. [18] North Carolina	200	34-61	10-23	15-22	4-27-31	16	21	9	2	6	93
N21	vs. [5] Villanova	200	29-55	10-23	12-14	12-26-38	18	17	11	1	4	80
N26	Omaha	200	34-59	9-17	20-24	14-39-53	6	19	12	6	4	97
N30	Florida State	200	35-59	12-25	11-14	10-26-36	8	23	13	5	5	93
D3	Iowa	200	21-50	8-19	27-37	8-34-42	18	14	17	2	5	77
D9	at Rutgers	200	25-61	7-26	11-16	16-19-35	17	10	11	2	8	68
D12	vs. North Carolina State	225	30-60	5-21	17-25	11-32-43	16	18	14	9	6	82
D18	vs. Butler	200	27-51	11-22	12-14	11-31-42	15	17	10	5	4	77
D20	Incarnate Word	200	30-66	11-32	8-15	19-27-46	14	18	11	3	6	79
D29	Nicholls	200	35-61	14-29	20-27	9-27-36	13	30	8	6	3	104
J3	[23] Wisconsin	200	23-56	8-20	15-24	13-27-40	17	19	12	6	2	69
J8	at Penn State	200	28-58	9-24	9-13	10-20-30	14	14	8	2	6	74
J14	Nebraska	200	32-65	9-29	19-27	14-27-41	16	19	10	5	7	92
J17	at [17] Illinois	250	31-68	8-18	26-32	10-36-46	15	13	12	3	3	96
J20	at Indiana	200	25-54	8-23	7-17	8-31-39	18	12	12	2	0	65
J23	Northwestern	200	29-56	12-29	10-13	10-23-33	13	19	9	0	5	80
J27	at Iowa	200	30-49	13-22	10-22	9-27-36	17	21	15	2	7	83
J30	[16] Ohio State	200	29-60	8-17	15-26	15-23-38	12	17	10	4	4	81
F2	at Minnesota	200	35-63	12-24	6-8	9-30-39	15	23	9	5	2	88
F5	Michigan	200	30-58	5-18	17-21	11-21-32	10	17	7	3	7	82
F8	[13] Illinois	200	31-61	9-22	13-18	11-24-35	16	16	9	5	5	84
F10	at Michigan	200	22-50	4-18	10-14	7-18-25	11	5	14	3	2	58
F13	Maryland	200	23-52	8-20	8-12	7-26-33	15	14	16	4	7	62
F16	at Northwestern											
F20	Rutgers											
F26	at Michigan State											
M1	at Wisconsin											
M5	Indiana											
M9-13	Big Ten Tournament											

OPPONENT GAME-BY-GAME

Date	Opponent	Min.	FG	3FG	FT	O-D-T	PF	A	TO	B	S	Pts.
N9	Bellarmine	200	24-59	12-35	7-8	7-15-22	20	15	10	1	5	67
N12	Indiana State	200	25-64	6-26	11-14	10-21-31	25	14	12	0	4	67
N16	Wright State	200	18-59	5-26	11-14	6-17-23	17	8	15	0	6	52
N20	vs. [18] North Carolina	200	31-69	12-29	10-12	12-25-37	20	13	14	5	3	84
N21	vs. [5] Villanova	200	26-58	13-34	9-17	10-16-26	15	15	4	2	4	74
N26	Omaha	200	17-63	5-28	1-2	8-14-22	14	8	9	2	6	40
N30	Florida State	200	26-63	8-24	5-6	11-14-25	17	12	13	1	7	65
D3	Iowa	200	25-62	5-21	15-22	6-24-30	29	12	9	0	6	70
D9	at Rutgers	200	25-48	7-14	13-18	5-22-27	19	18	15	2	7	70
D12	vs. North Carolina State	225	26-62	8-21	12-15	7-23-30	24	10	13	3	7	72
D18	vs. Butler	200	19-59	4-28	6-14	13-14-27	15	10	7	2	5	48
D20	Incarnate Word	200	22-54	12-27	3-5	5-18-23	17	14	11	2	5	59
D29	Nicholls	200	35-73	16-35	4-9	14-18-32	27	18	10	4	4	90
J3	[23] Wisconsin	200	27-60	6-24	14-19	9-25-34	22	13	7	2	5	74
J8	at Penn State	200	26-55	8-22	7-11	9-21-30	13	14	11	4	6	67
J14	Nebraska	200	26-57	8-19	5-13	8-23-31	21	14	17	1	6	65
J17	at [17] Illinois	250	32-77	12-33	12-15	8-31-39	23	15	8	2	5	88
J20	at Indiana	200	24-56	6-20	14-24	4-26-30	16	6	3	4	9	68
J23	Northwestern	200	22-50	9-26	7-9	5-16-21	16	12	10	2	5	60
J27	at Iowa	200	24-64	8-27	17-18	14-17-31	20	10	9	2	8	73
J30	[16] Ohio State	200	29-63	9-29	11-14	12-20-32	22	15	6	4	6	78
F2	at Minnesota	200	27-58	11-22	8-12	4-19-23	15	16	5	3	4	73
F5	Michigan	200	29-52	8-18	10-12	3-19-22	17	17	11	3	3	76
F8	[13] Illinois	200	24-58	8-26	12-15	10-22-32	20	13	9	2	4	68
F10	at Michigan	200	32-62	12-21	6-7	12-23-35	14	21	7	2	6	82
F13	Maryland	200	24-55	5-18	8-10	7-23-30	19	11	14	3	8	61
F16	at Northwestern											
F20	Rutgers											
F26	at Michigan State											
M1	at Wisconsin											
M5	Indiana											
M9-13	Big Ten Tournament											

INDIVIDUAL CAREER STATISTICS

BARRETT, Carson

				Field Goals		3-Point		F-Throws		Rebounds									Scoring	
SEASON	TEAM	GP-GS	MIN/AVG	FG-FGA	FG%	3FG-3FGA	3FG%	FT-FTA	FT%	OFF	DEF	TOT	AVG	PF-FO	A	TO	BLK	STL	PTS	AVG
2020-21	Purdue	1-0	2/1.8	0-0	.000	0-0	.000	1-2	.500	0	1	1	1.0	0-0	0	0	0	0	1	1.0
2021-22	Purdue	8-0	19/2.3	2-6	.333	0-2	.000	0-1	.000	2	3	5	0.6	2-0	1	4	0	0	4	0.5
TOTAL		9-0	20/2.3	2-6	.333	0-2	.000	1-3	.333	2	4	6	0.7	2-0	1	4	0	0	5	0.6

EDEY, Zach

				Field Goals		3-Point		F-Throws		Rebounds									Scoring	
SEASON	TEAM	GP-GS	MIN/AVG	FG-FGA	FG%	3FG-3FGA	3FG%	FT-FTA	FT%	OFF	DEF	TOT	AVG	PF-FO	A	TO	BLK	STL	PTS	AVG
2020-21	Purdue	28-2	408/14.6	89-149	.597	0-0	.000	65-91	.714	48	76	124	4.4	64-1	10	38	30	4	243	8.7
2021-22	Purdue	26-22	488/18.8	152-225	.676	0-0	.000	72-115	.626	75	123	198	7.6	54-0	35	46	30	9	376	14.5
TOTAL		54-24	897/16.6	241-374	.644	0-0	.000	137-206	.665	123	199	322	6.0	118-1	45	84	60	13	619	11.5

FROST, Matt

				Field Goals		3-Point		F-Throws		Rebounds									Scoring	
SEASON	TEAM	GP-GS	MIN/AVG	FG-FGA	FG%	3FG-3FGA	3FG%	FT-FTA	FT%	OFF	DEF	TOT	AVG	PF-FO	A	TO	BLK	STL	PTS	AVG
2019-20	Purdue	9-0	17/1.9	1-2	.500	0-1	.000	0-0	.000	0	1	1	0.1	1-0	0	0	0	0	2	0.2
2020-21	Purdue	2-0	5/2.6	2-2	1.000	1-1	1.000	0-0	.000	0	0	0	0.0	0-0	1	0	0	0	5	2.5
2021-22	Purdue	8-0	17/2.1	1-5	.200	0-0	.000	2-2	1.000	3	0	3	0.4	2-0	0	1	0	1	4	0.5
TOTAL		19-0	39/2.0	4-9	.444	1-2	.500	2-2	1.000	3	1	4	0.2	3-0	1	1	0	1	11	0.6

FURST, Caleb

				Field Goals		3-Point		F-Throws		Rebounds									Scoring	
SEASON	TEAM	GP-GS	MIN/AVG	FG-FGA	FG%	3FG-3FGA	3FG%	FT-FTA	FT%	OFF	DEF	TOT	AVG	PF-FO	A	TO	BLK	STL	PTS	AVG
2021-22	Purdue	25-12	402/16.1	41-71	.577	9-21	.429	22-32	.688	34	58	92	3.7	28-0	13	16	8	4	113	4.5
TOTAL		25-12	402/16.1	41-71	.577	9-21	.429	22-32	.688	34	58	92	3.7	28-0	13	16	8	4	113	4.5

GILLIS, Mason

				Field Goals		3-Point		F-Throws		Rebounds									Scoring	
SEASON	TEAM	GP-GS	MIN/AVG	FG-FGA	FG%	3FG-3FGA	3FG%	FT-FTA	FT%	OFF	DEF	TOT	AVG	PF-FO	A	TO	BLK	STL	PTS	AVG
2020-21	Purdue	28-23	622/22.2	46-99	.465	19-54	.352	35-43	.814	44	70	114	4.1	64-2	37	31	2	12	146	5.2
2021-22	Purdue	22-14	498/22.7	48-92	.522	27-60	.450	22-25	.880	31	63	94	4.3	38-0	20	17	7	6	145	6.6
TOTAL		50-37	1120/22.4	94-191	.492	46-114	.404	57-68	.838	75	133	208	4.2	102-2	57	48	9	18	291	5.8

HUNTER JR., Eric

				Field Goals		3-Point		F-Throws		Rebounds									Scoring	
SEASON	TEAM	GP-GS	MIN/AVG	FG-FGA	FG%	3FG-3FGA	3FG%	FT-FTA	FT%	OFF	DEF	TOT	AVG	PF-FO	A	TO	BLK	STL	PTS	AVG
2018-19	Purdue	36-1	450/12.5	27-89	.303	10-46	.217	15-21	.714	16	34	50	1.4	37-0	39	21	3	13	79	2.2
2019-20	Purdue	31-30	974/31.4	117-282	.415	43-121	.355	51-67	.761	38	63	101	3.3	77-2	82	61	4	32	328	10.6
2020-21	Purdue	24-23	732/30.5	72-194	.371	22-81	.272	38-47	.809	13	40	53	2.2	48-0	67	41	5	26	204	8.5
2021-22	Purdue	26-8	604/23.2	50-104	.481	20-45	.444	18-27	.667	13	29	42	1.6	31-0	48	31	1	18	138	5.3
TOTAL		117-62	2760/23.6	266-669	.398	95-293	.324	122-162	.753	80	166	246	2.1	193-2	236	154	13	89	749	6.4

IVEY, Jaden

				Field Goals		3-Point		F-Throws		Rebounds									Scoring	
SEASON	TEAM	GP-GS	MIN/AVG	FG-FGA	FG%	3FG-3FGA	3FG%	FT-FTA	FT%	OFF	DEF	TOT	AVG	PF-FO	A	TO	BLK	STL	PTS	AVG
2020-21	Purdue	23-12	557/24.2	89-223	.399	25-97	.258	53-73	.726	19	57	76	3.3	39-0	43	31	16	17	256	11.1
2021-22	Purdue	25-23	757/30.3	145-305	.475	48-120	.400	97-132	.735	17	107	124	5.0	46-0	77	57	15	26	435	17.4
TOTAL		48-35	1314/27.4	234-528	.443	73-217	.336	150-205	.732	36	164	200	4.2	85-0	120	88	31	43	691	14.4

INDIVIDUAL CAREER STATISTICS

MARTIN, Chase

				Field Goals		3-Point		F-Throws		Rebounds									Scoring	
SEASON	TEAM	GP-GS	MIN/AVG	FG-FGA	FG%	3FG-3FGA	3FG%	FT-FTA	FT%	OFF	DEF	TOT	AVG	PF-FO	A	TO	BLK	STL	PTS	AVG
2020-21	Purdue	2-0	5/2.6	0-1	.000	0-1	.000	0-0	.000	0	1	1	0.5	0-0	0	0	0	1	0	0.0
2021-22	Purdue	8-0	17/2.1	1-5	.200	0-0	.000	0-3	.000	0	2	2	0.3	3-0	1	2	0	1	2	0.3
TOTAL		10-0	22/2.2	1-6	.167	0-1	.000	0-3	.000	0	3	3	0.3	3-0	1	2	0	2	2	0.2

MORTON, Ethan

				Field Goals		3-Point		F-Throws		Rebounds									Scoring	
SEASON	TEAM	GP-GS	MIN/AVG	FG-FGA	FG%	3FG-3FGA	3FG%	FT-FTA	FT%	OFF	DEF	TOT	AVG	PF-FO	A	TO	BLK	STL	PTS	AVG
2020-21	Purdue	23-0	201/8.8	5-20	.250	4-14	.286	0-0	.000	2	16	18	0.8	10-0	20	14	1	2	14	0.6
2021-22	Purdue	26-0	404/15.6	24-49	.490	11-24	.458	11-15	.733	4	30	34	1.3	22-0	43	12	5	15	70	2.7
TOTAL		49-0	606/12.4	29-69	.420	15-38	.395	11-15	.733	6	46	52	1.1	32-0	63	26	6	17	84	1.7

NEWMAN, Brandon

				Field Goals		3-Point		F-Throws		Rebounds									Scoring	
SEASON	TEAM	GP-GS	MIN/AVG	FG-FGA	FG%	3FG-3FGA	3FG%	FT-FTA	FT%	OFF	DEF	TOT	AVG	PF-FO	A	TO	BLK	STL	PTS	AVG
2020-21	Purdue	28-23	663/23.7	78-196	.398	39-103	.379	30-32	.938	11	87	98	3.5	53-1	37	44	11	21	225	8.0
2021-22	Purdue	20-1	251/12.6	29-95	.305	25-77	.325	17-20	.850	3	38	41	2.1	26-1	14	12	3	7	100	5.0
TOTAL		48-24	914/19.0	107-291	.368	64-180	.356	47-52	.904	14	125	139	2.9	79-2	51	56	14	28	325	6.8

STEFANOVIC, Sasha

				Field Goals		3-Point		F-Throws		Rebounds									Scoring	
SEASON	TEAM	GP-GS	MIN/AVG	FG-FGA	FG%	3FG-3FGA	3FG%	FT-FTA	FT%	OFF	DEF	TOT	AVG	PF-FO	A	TO	BLK	STL	PTS	AVG
2018-19	Purdue	36-0	419/11.6	30-77	.390	25-61	.410	5-14	.357	3	37	40	1.1	43-0	16	25	4	20	90	2.5
2019-20	Purdue	30-22	792/26.4	85-221	.385	64-167	.383	40-49	.816	5	68	73	2.4	62-2	51	41	9	30	274	9.1
2020-21	Purdue	25-21	733/29.3	67-161	.416	50-125	.400	48-57	.842	2	64	66	2.6	44-1	64	27	4	18	232	9.3
2021-22	Purdue	26-26	791/30.4	94-220	.427	69-168	.411	49-57	.860	5	63	68	2.6	37-0	91	33	5	11	306	11.8
TOTAL		117-69	2736/23.4	276-679	.406	208-521	.399	142-177	.802	15	232	247	2.1	186-3	222	126	22	79	902	7.7

THOMPSON, Isaiah

				Field Goals		3-Point		F-Throws		Rebounds									Scoring	
SEASON	TEAM	GP-GS	MIN/AVG	FG-FGA	FG%	3FG-3FGA	3FG%	FT-FTA	FT%	OFF	DEF	TOT	AVG	PF-FO	A	TO	BLK	STL	PTS	AVG
2019-20	Purdue	31-0	581/18.7	58-164	.354	36-100	.360	21-31	.677	5	28	33	1.1	43-0	21	24	1	13	173	5.6
2020-21	Purdue	28-5	499/17.8	35-85	.412	23-58	.397	24-32	.750	11	27	38	1.4	34-0	27	14	0	5	117	4.2
2021-22	Purdue	26-20	490/18.9	42-98	.429	32-77	.416	17-20	.850	8	20	28	1.1	28-0	32	13	2	4	133	5.1
TOTAL		85-25	1570/18.5	135-347	.389	91-235	.387	62-83	.747	24	75	99	1.2	105-0	80	51	3	22	423	5.0

WILLIAMS, Trevion

				Field Goals		3-Point		F-Throws		Rebounds									Scoring	
SEASON	TEAM	GP-GS	MIN/AVG	FG-FGA	FG%	3FG-3FGA	3FG%	FT-FTA	FT%	OFF	DEF	TOT	AVG	PF-FO	A	TO	BLK	STL	PTS	AVG
2018-19	Purdue	34-8	350/10.3	78-144	.542	1-3	.333	19-37	.514	61	76	137	4.0	65-1	18	19	15	12	176	5.2
2019-20	Purdue	31-22	665/21.4	154-299	.515	3-9	.333	45-94	.479	104	133	237	7.6	72-2	45	51	13	20	356	11.5
2020-21	Purdue	28-26	704/25.1	191-364	.525	0-3	.000	53-106	.500	104	152	256	9.1	82-2	63	66	16	19	435	15.5
2021-22	Purdue	26-4	518/19.9	133-237	.561	4-10	.400	50-86	.581	64	136	200	7.7	54-0	79	49	18	28	320	12.3
TOTAL		119-60	2237/18.8	556-1044	.533	8-25	.320	167-323	.517	333	497	830	7.0	273-5	205	185	62	79	1287	10.8

WULBRUN, Jared

				Field Goals		3-Point		F-Throws		Rebounds									Scoring	
SEASON	TEAM	GP-GS	MIN/AVG	FG-FGA	FG%	3FG-3FGA	3FG%	FT-FTA	FT%	OFF	DEF	TOT	AVG	PF-FO	A	TO	BLK	STL	PTS	AVG
2018-19	CLU	25-23	682/27.3	50-132	.379	43-120	.358	21-26	.808	1	38	39	1.6	39-0	40	33	0	10	164	6.6
2019-20	Purdue	9-0	17/1.9	1-2	.500	1-2	.500	0-0	.000	0	0	0	0.0	0-0	2	2	0	0	3	0.3
2020-21	Purdue	2-0	5/2.6	1-2	.500	1-2	.500	0-0	.000	0	0	0	0.0	0-0	1	0	0	0	3	1.5
2021-22	Purdue	9-0	18/2.0	0-2	.000	0-1	.000	2-2	1.000	0	1	1	0.1	1-0	0	0	0	0	2	0.2
TOTAL FOR Purdue		20-0	40/2.0	2-6	.333	2-5	.400	2-2	1.000	0	1	1	0.1	1-0	3	2	0	0	8	0.4
TOTAL		45-23	722/16.0	52-138	.377	45-125	.360	23-28	.821	1	39	40	0.9	40-0	43	35	0	10	172	3.8

GAME 27 // [5] PURDUE vs. NORTHWESTERN // FEBRUARY 16, 2022

SEASON / CAREER HIGHS			
#0 MASON GILLIS			
Points			
S:	14 vs. Penn State (1-8-22)		
C:	14 vs. Penn State (1-8-22)		
Rebounds			
S:	11 vs. [16] Ohio State (1-30-22)		
C:	11 vs. [16] Ohio State (1-30-22)		
Assists			
S:	4 vs. Northwestern (1-23-22)		
C:	4 vs. Northwestern (1-23-22)		
Steals			
S:	2 vs. Nebraska (1-14-22)		
C:	2, Four Times		
Blocked Shots			
S:	2, Two Times		
C:	2, Two Times		
Field Goals Made			
S:	5 vs. Indiana (1-20-22)		
C:	5 vs. Indiana (1-20-22)		
Field Goal Attempts			
S:	9 vs. Incarnate Word (12-20-21)		
C:	10 vs. Miami (12-8-20)		
Three-Pointers Made			
S:	3, Three Times		
C:	3, Four Times		
Three-Point Attempts			
S:	5 vs. Incarnate Word (12-20-21)		
C:	6 vs. Penn State (1-17-21)		
Free Throws Made			
S:	6 vs. Iowa (12-3-21)		
C:	8 vs. Michigan State (2-16-21)		
Free Throw Attempts			
S:	6 vs. Iowa (12-3-21)		
C:	8 vs. Michigan State (2-16-21)		
Minutes			
S:	43 vs. [17] Illinois (1-17-22)		
C:	43 vs. [17] Illinois (1-17-22)		
#4 TREY KAUFMAN-RENN			
Points			
S:	0		
C:	0		
Rebounds			
S:	0		
C:	0		
Assists			
S:	0		
C:	0		
Steals			
S:	0		
C:	0		
Blocked Shots			
S:	0		
C:	0		
Field Goals Made			
S:	0		
C:	0		
Field Goal Attempts			
S:	0		
C:	0		
Three-Pointers Made			
S:	0		
C:	0		
Three-Point Attempts			
S:	0		
C:	0		
Free Throws Made			
S:	0		
C:	0		
Free Throw Attempts			
S:	0		
C:	0		
Minutes			
S:	0		
C:	0		
#1 BRIAN WADDELL			
Points			
S:	0		
C:	0		
Rebounds			
S:	0		
C:	0		
Assists			
S:	0		
C:	0		
Steals			
S:	0		
C:	0		
Blocked Shots			
S:	0		
C:	0		
Field Goals Made			
S:	0		
C:	0		
Field Goal Attempts			
S:	0		
C:	0		
Three-Pointers Made			
S:	0		
C:	0		
Three-Point Attempts			
S:	0		
C:	0		
Free Throws Made			
S:	0		
C:	0		
Free Throw Attempts			
S:	0		
C:	0		
Minutes			
S:	0		
C:	0		
#2 ERIC HUNTER JR.			
Points			
S:	20 vs. Minnesota (2-2-22)		
C:	20 vs. Minnesota (2-2-22)		
Rebounds			
S:	3, Five Times		
C:	7, Four Times		
Assists			
S:	5, Two Times		
C:	8 vs. Notre Dame (12-19-20)		
Steals			
S:	2, Five Times		
C:	4 vs. Northwestern (2-6-21)		
Blocked Shots			
S:	1 vs. Butler (12-18-21)		
C:	2 vs. [9] Ohio State (3-12-21)		
Field Goals Made			
S:	8 vs. Minnesota (2-2-22)		
C:	8 vs. Minnesota (2-2-22)		
Field Goal Attempts			
S:	11 vs. Minnesota (2-2-22)		
C:	15, Two Times		
Three-Pointers Made			
S:	4 vs. Minnesota (2-2-22)		
C:	4, Three Times		
Three-Point Attempts			
S:	6, Two Times		
C:	8, Two Times		
Free Throws Made			
S:	4 vs. [17] Illinois (1-17-22)		
C:	7 vs. [18] Iowa (3-3-20)		
Free Throw Attempts			
S:	4, Five Times		
C:	8, Two Times		
Minutes			
S:	32 vs. [17] Illinois (1-17-22)		
C:	47 vs. [19] Michigan (1-9-20)		
#11 ISAIAH THOMPSON			
Points			
S:	18 vs. Iowa (1-27-22)		
C:	18 vs. Iowa (1-27-22)		
Rebounds			
S:	3 vs. Omaha (11-26-21)		
C:	4, Two Times		
Assists			
S:	4 vs. Bellarmine (11-9-21)		
C:	6 vs. Oakland (12-1-20)		
Steals			
S:	2 vs. North Carolina State (12-12-21)		
C:	3 vs. Central Michigan (12-28-19)		
Blocked Shots			
S:	1, Two Times		
C:	1, Three Times		
Field Goals Made			
S:	6 vs. Iowa (1-27-22)		
C:	7 vs. [14] Rutgers (12-29-20)		
Field Goal Attempts			
S:	9 vs. Bellarmine (11-9-21)		
C:	11, Two Times		
Three-Pointers Made			
S:	5 vs. Bellarmine (11-9-21)		
C:	5, Two Times		
Three-Point Attempts			
S:	8 vs. Bellarmine (11-9-21)		
C:	10 vs. Chicago State (11-16-19)		
Free Throws Made			
S:	5 vs. Iowa (12-3-21)		
C:	9 vs. Valparaiso (12-4-20)		
Free Throw Attempts			
S:	6 vs. Iowa (12-3-21)		
C:	12, Two Times		
Minutes			
S:	28 vs. Iowa (1-27-22)		
C:	40 vs. [19] Michigan (1-9-20)		
#3 CALEB FURST			
Points			
S:	14 vs. Wright State (11-16-21)		
C:	14 vs. Wright State (11-16-21)		
Rebounds			
S:	11 vs. Wright State (11-16-21)		
C:	11 vs. Wright State (11-16-21)		
Assists			
S:	2, Two Times		
C:	2, Two Times		
Steals			
S:	1, Four Times		
C:	1, Four Times		
Blocked Shots			
S:	2, Two Times		
C:	2, Two Times		
Field Goals Made			
S:	5, Two Times		
C:	5, Two Times		
Field Goal Attempts			
S:	8 vs. Incarnate Word (12-20-21)		
C:	8 vs. Incarnate Word (12-20-21)		
Three-Pointers Made			
S:	2 vs. [18] North Carolina (11-20-21)		
C:	2 vs. [18] North Carolina (11-20-21)		
Three-Point Attempts			
S:	3, Three Times		
C:	3, Three Times		
Free Throws Made			
S:	4, Two Times		
C:	4, Two Times		
Free Throw Attempts			
S:	6 vs. Florida State (11-30-21)		
C:	6 vs. Florida State (11-30-21)		
Minutes			
S:	33 vs. [18] North Carolina (11-20-21)		
C:	33 vs. [18] North Carolina (11-20-21)		
#14 JARED WULBRUN			
Points			
S:	2 vs. Wright State (11-16-21)		
C:	19 vs. Redlands (2-13-19)		
Rebounds			
S:	1 vs. Bellarmine (11-9-21)		
C:	4, Two Times		
Assists			
S:	0		
C:	5 vs. UC Santa Cruz (1-26-19)		
Steals			
S:	0		
C:	2 vs. Pacific, Ore. (11-21-19)		
Blocked Shots			
S:	0		
C:	0		
Field Goals Made			
S:	0		
C:	6 vs. Redlands (2-13-19)		
Field Goal Attempts			
S:	1 vs. Wright State (11-16-21)		
C:	12 vs. Pomona-Pitzer (2-9-19)		
Three-Pointers Made			
S:	0		
C:	5, Two Times		
Three-Point Attempts			
S:	1 vs. Wright State (11-16-21)		
C:	9, Four Times		
Free Throws Made			
S:	2 vs. Wright State (11-16-21)		
C:	5, Three Times		
Free Throw Attempts			
S:	2 vs. Wright State (11-16-21)		
C:	6, Two Times		
Minutes			
S:	3, Two Times		
C:	36 vs. Redlands (1-9-19)		
PURDUESPORTS.COM @BOILERBALL			

SEASON / CAREER HIGHS

#15 | ZACH EDEY

Points	
S:	24 vs. [23] Wisconsin (1-3-22)
C:	24 vs. [23] Wisconsin (1-3-22)
Rebounds	
S:	12, Two Times
C:	12, Two Times
Assists	
S:	4, Three Times
C:	4, Three Times
Steals	
S:	2 vs. Wright State (11-16-21)
C:	2 vs. Wright State (11-16-21)
Blocked Shots	
S:	3, Three Times
C:	4 vs. Northwestern (2-6-21)
Field Goals Made	
S:	10 vs. [23] Wisconsin (1-3-22)
C:	10 vs. [23] Wisconsin (1-3-22)
Field Goal Attempts	
S:	17 vs. [23] Wisconsin (1-3-22)
C:	17 vs. [23] Wisconsin (1-3-22)
Three-Pointers Made	
S:	0
C:	0
Three-Point Attempts	
S:	0
C:	0
Free Throws Made	
S:	8, Two Times
C:	8, Three Times
Free Throw Attempts	
S:	11 vs. [16] Ohio State (1-30-22)
C:	11 vs. [16] Ohio State (1-30-22)
Minutes	
S:	27, Two Times
C:	27, Two Times

#25 | ETHAN MORTON

Points	
S:	7, Two Times
C:	7, Two Times
Rebounds	
S:	6 vs. [23] Wisconsin (1-3-22)
C:	6 vs. [23] Wisconsin (1-3-22)
Assists	
S:	7 vs. Nicholls (12-29-21)
C:	7 vs. Nicholls (12-29-21)
Steals	
S:	4 vs. Bellarmine (11-9-21)
C:	4 vs. Bellarmine (11-9-21)
Blocked Shots	
S:	2, Two Times
C:	2, Two Times
Field Goals Made	
S:	3 vs. Nicholls (12-29-21)
C:	3, Three Times
Field Goal Attempts	
S:	5 vs. Nicholls (12-29-21)
C:	5, Two Times
Three-Pointers Made	
S:	1, Ten Times
C:	1, Fourteen Times
Three-Point Attempts	
S:	2, Two Times
C:	4 vs. Valparaiso (12-4-20)
Free Throws Made	
S:	3 vs. Penn State (1-8-22)
C:	3 vs. Penn State (1-8-22)
Free Throw Attempts	
S:	4 vs. Penn State (1-8-22)
C:	4 vs. Penn State (1-8-22)
Minutes	
S:	28 vs. Northwestern (1-23-22)
C:	28 vs. Northwestern (1-23-22)

#21 | MATT FROST

Points	
S:	2, Two Times
C:	3 vs. Oakland (12-1-20)
Rebounds	
S:	2 vs. Omaha (11-26-21)
C:	2 vs. Omaha (11-26-21)
Assists	
S:	0
C:	1 vs. Oakland (12-1-20)
Steals	
S:	1 vs. Wright State (11-16-21)
C:	1 vs. Wright State (11-16-21)
Blocked Shots	
S:	0
C:	0
Field Goals Made	
S:	1 vs. Wright State (11-16-21)
C:	1, Four Times
Field Goal Attempts	
S:	3 vs. Omaha (11-26-21)
C:	3 vs. Omaha (11-26-21)
Three-Pointers Made	
S:	0
C:	1 vs. Oakland (12-1-20)
Three-Point Attempts	
S:	0
C:	1, Two Times
Free Throws Made	
S:	2 vs. Incarnate Word (12-20-21)
C:	2 vs. Incarnate Word (12-20-21)
Free Throw Attempts	
S:	2 vs. Incarnate Word (12-20-21)
C:	2 vs. Incarnate Word (12-20-21)
Minutes	
S:	3, Two Times
C:	4 vs. Central Michigan (12-28-19)

#34 | CARSON BARRETT

Points	
S:	2, Two Times
C:	2, Two Times
Rebounds	
S:	2 vs. Butler (12-18-21)
C:	2 vs. Butler (12-18-21)
Assists	
S:	1 vs. Nebraska (1-14-22)
C:	1 vs. Nebraska (1-14-22)
Steals	
S:	0
C:	0
Blocked Shots	
S:	0
C:	0
Field Goals Made	
S:	1, Two Times
C:	1, Two Times
Field Goal Attempts	
S:	1, Five Times
C:	1, Five Times
Three-Pointers Made	
S:	0
C:	0
Three-Point Attempts	
S:	1, Two Times
C:	1, Two Times
Free Throws Made	
S:	0
C:	1 vs. Penn State (2-26-21)
Free Throw Attempts	
S:	0
C:	2 vs. Penn State (2-26-21)
Minutes	
S:	3, Two Times
C:	3, Two Times

#22 | CHASE MARTIN

Points	
S:	2 vs. Omaha (11-26-21)
C:	2 vs. Omaha (11-26-21)
Rebounds	
S:	1, Two Times
C:	1, Three Times
Assists	
S:	1 vs. Omaha (11-26-21)
C:	1 vs. Omaha (11-26-21)
Steals	
S:	1 vs. Indiana State (11-12-21)
C:	1, Two Times
Blocked Shots	
S:	0
C:	0
Field Goals Made	
S:	1 vs. Omaha (11-26-21)
C:	1 vs. Omaha (11-26-21)
Field Goal Attempts	
S:	3 vs. Butler (12-18-21)
C:	3 vs. Butler (12-18-21)
Three-Pointers Made	
S:	0
C:	0
Three-Point Attempts	
S:	0
C:	1 vs. Oakland (12-1-20)
Free Throws Made	
S:	0
C:	0
Free Throw Attempts	
S:	2 vs. Indiana State (11-12-21)
C:	2 vs. Indiana State (11-12-21)
Minutes	
S:	3, Two Times
C:	3, Three Times

#50 | TREVION WILLIAMS

Points	
S:	22 vs. North Carolina State (12-12-21)
C:	36 vs. [19] Michigan (1-9-20)
Rebounds	
S:	18 vs. Iowa (12-3-21)
C:	20 vs. [19] Michigan (1-9-20)
Assists	
S:	9 vs. North Carolina State (12-12-21)
C:	9 vs. North Carolina State (12-12-21)
Steals	
S:	4 vs. Michigan (2-5-22)
C:	4, Two Times
Blocked Shots	
S:	4, Two Times
C:	4, Two Times
Field Goals Made	
S:	10 vs. North Carolina State (12-12-21)
C:	16 vs. [19] Michigan (1-9-20)
Field Goal Attempts	
S:	18 vs. [17] Illinois (1-17-22)
C:	28 vs. [19] Michigan (1-9-20)
Three-Pointers Made	
S:	1, Three Times
C:	1, Seven Times
Three-Point Attempts	
S:	1, Eight Times
C:	2 vs. Ohio State (2-15-20)
Free Throws Made	
S:	4, Five Times
C:	8 vs. [23] Michigan State (1-8-21)
Free Throw Attempts	
S:	8 vs. Iowa (12-3-21)
C:	12 vs. [23] Michigan State (1-8-21)
Minutes	
S:	33 vs. North Carolina State (12-12-21)
C:	44 vs. [19] Michigan (1-9-20)

#23 | JADEN IVEY

Points	
S:	27 vs. Indiana State (11-12-21)
C:	27 vs. Indiana State (11-12-21)
Rebounds	
S:	10, Two Times
C:	10, Two Times
Assists	
S:	7, Two Times
C:	7, Two Times
Steals	
S:	3 vs. Rutgers (12-9-21)
C:	3, Three Times
Blocked Shots	
S:	3 vs. North Carolina State (12-12-21)
C:	4 vs. Penn State (2-26-21)
Field Goals Made	
S:	10, Two Times
C:	10, Three Times
Field Goal Attempts	
S:	20 vs. [16] Ohio State (1-30-22)
C:	24 vs. North Texas (3-19-21)
Three-Pointers Made	
S:	6 vs. Butler (12-18-21)
C:	6 vs. Butler (12-18-21)
Three-Point Attempts	
S:	6, Nine Times
C:	12 vs. North Texas (3-19-21)
Free Throws Made	
S:	13 vs. [17] Illinois (1-17-22)
C:	13 vs. [17] Illinois (1-17-22)
Free Throw Attempts	
S:	15 vs. [17] Illinois (1-17-22)
C:	15 vs. [17] Illinois (1-17-22)
Minutes	
S:	42 vs. [17] Illinois (1-17-22)
C:	43 vs. [9] Ohio State (3-12-21)

#55 | SASHA STEFANOVIC

Points	
S:	23, Two Times
C:	23, Three Times
Rebounds	
S:	8 vs. [17] Illinois (1-17-22)
C:	8, Two Times
Assists	
S:	8, Two Times
C:	8, Three Times
Steals	
S:	2, Two Times
C:	4 vs. [5] Virginia (12-4-19)
Blocked Shots	
S:	2 vs. Michigan (2-10-22)
C:	3 vs. [8] Michigan State (1-12-20)
Field Goals Made	
S:	7 vs. [18] North Carolina (11-20-21)
C:	8 vs. Central Michigan (12-28-19)
Field Goal Attempts	
S:	13 vs. [18] North Carolina (11-20-21)
C:	13, Two Times
Three-Pointers Made	
S:	6 vs. Northwestern (1-23-22)
C:	7 vs. Central Michigan (12-28-19)
Three-Point Attempts	
S:	11 vs. [18] North Carolina (11-20-21)
C:	11 vs. [18] North Carolina (11-20-21)
Free Throws Made	
S:	6, Two Times
C:	7 vs. Valparaiso (12-4-20)
Free Throw Attempts	
S:	9 vs. [17] Illinois (1-17-22)
C:	9, Two Times
Minutes	
S:	41 vs. [17] Illinois (1-17-22)
C:	46 vs. Minnesota (1-2-20)

GAME 27 // [5] PURDUE vs. NORTHWESTERN // FEBRUARY 16, 2022

	#0 Mason Gillis So. Forward										LAST: 2 points, 5 rebs, 2 blks, 1 ast in the win over Maryland.	CAREER HIGHS
	6-6 230 New Castle, Ind. New Castle										• Avg. 2.0 PPG, 4.0 RPG in the last two games (2-10 FGs, 0-7 3Ps).	P: 14 Penn State (1-8-22)
	GP / GS	PPG	RPG	APG	Blks.	Stls.	FG %	3P %	FT %	• Made the game-winning block and rebound (dove on floor) in win vs. Maryland.	R: 11 [16] Ohio State (1-30-22)	
	22 / 13 6.6 4.3 0.9 7 6 .522 .450 .880										• Hasn't scored in double-figures in the last eight games (last: 13 vs. Indiana).	A: 4 Northwestern (1-23-22)
National Rankings: 5 / Associated Press 7 / Coaches	#1 Brian Waddell Fr. Forward										LAST: Suffered a knee injury in practice (Nov. 8); will miss the entire season.	CAREER HIGHS
	6-7 180 Carmel, Ind. Carmel										• Will redshirt this season.	P: 0
	GP / GS	PPG	RPG	APG	Blks.	Stls.	FG %	3P %	FT %	• Has impressed the coaches with his play; strong career ahead of him.	R: 0	
	0 / 0 -- -- -- -- -- -- -- --										• Avg. 15.7 PPG and 6.3 RPG as a senior; shot 60.7 % FGs, 40.5 3Ps, 85.5 FTs.	A: 0
2021-22 Record / Conf: 22-4 / 11-4	#2 Eric Hunter Jr. Sr. Guard										LAST: 8 points, 1 reb, 1 ast, 1 stl in the win over Maryland.	CAREER HIGHS
	6-4 175 Indianapolis, Ind. Tindley Prep										• Avg. 9.4 PPG, 1.9 RPG, 2.4 APG in last 8 games (28-45 FGs, 12-19 3Ps).	P: 20 Minnesota (2-2-22)
	GP / GS	PPG	RPG	APG	Blks.	Stls.	FG %	3P %	FT %	• Purdue is 26-9 when he scores 10+ points; 21-5 when leads team in assists.	R: 7 Four Times	
	26 / 8 5.3 1.6 1.8 1 18 .481 .444 .667										• First 15 games: 44 points, 16-48 FGs ... last 11 games: 94 points, 34-56 FGs.	A: 8 Notre Dame (12-19-20)
Last Game: Def. Maryland 62-61 Feb. 13, 2022	#3 Caleb Furst Fr. Forward										LAST: Registered no statistics in the win over Maryland.	CAREER HIGHS
	6-10 230 Fort Wayne, Ind. Blackhawk Christian										• 11/22 -- Big Ten FOW (11.3 PPG, 6.7 RPG, 1.0 APG, 13-17 FGs, 4-6 3Ps).	P: 14 Wright State (11-16-21)
	GP / GS	PPG	RPG	APG	Blks.	Stls.	FG %	3P %	FT %	• Has 27 points, 16 rebs, 5 asts in 104 mins in last 9 games (10-15 FGs).	R: 11 Wright State (11-16-21)	
	25 / 12 4.5 3.7 0.5 8 4 .577 .429 .688										• Needs 8 rebs to become 32nd FR in Purdue history w/ 100 pts, 100 rebs.	A: 2 Two Times
Next Game: Sunday, Feb. 20 [rv] Rutgers	#4 Trey Kaufman-Renn Fr. Forward										LAST: Will redshirt this season -- close to returning to practice from injury.	CAREER HIGHS
	6-9 225 Sellersburg, Ind. Silver Creek										• Had surgery in late Nov., to clean up loose particles in his foot.	P: 0
	GP / GS	PPG	RPG	APG	Blks.	Stls.	FG %	3P %	FT %	• A top-40 recruit, averaged 24.5 PPG, 11.8 RPG, 3.6 APG as a senior last year.	R: 0	
	0 / 0 -- -- -- -- -- -- -- --										• Led Silver Creek to the 2019 and 2021 Class 3A State Championships (Ind.).	A: 0
Head Coach: Matt Painter PUR: 377-188 / 17th CAR: 402-193 / 18th	#5 Brandon Newman So. Guard										LAST: Did not play in the win over Maryland.	CAREER HIGHS
	6-5 200 Valparaiso, Ind. Valparaiso										• 7-of-22 from deep in his last 8 games (22 pts, 16 rebs / 87 mins); 2-17 prev. 4.	P: 29 [21] Minnesota (1-30-21)
	GP / GS	PPG	RPG	APG	Blks.	Stls.	FG %	3P %	FT %	• Avg. 8.2 PPG at home (22-53 3Ps); avg. 1.3 PPG away from home (3-19 3Ps).	R: 8 [4] Iowa (12-22-20)	
	20 / 1 5.0 2.1 0.7 3 7 .305 .325 .850										• Purdue is 13-3 when he scores 10+ points; 5 triples vs. Wright tied c-high.	A: 4 Two Times
Assistant Coaches: Brandon Brantley Paul Lusk Terry Johnson Elliot Bloom (DBO)	#11 Isaiah Thompson Jr. Guard										LAST: 2 points, 1 reb, 1 ast in the win over Maryland.	CAREER HIGHS
	6-1 160 Zionsville, Ind. Zionsville										• Last seven-game point totals: 18, 0, 0, 2, 3, 0, 2 (9-18 FGs, 5-10 3Ps).	P: 18 Iowa (1-27-22)
	GP / GS	PPG	RPG	APG	Blks.	Stls.	FG %	3P %	FT %	• Shooting 38.7 percent from long range during his career (91-of-235).	R: 4 Two Times	
	26 / 20 5.1 1.1 1.2 2 4 .429 .416 .850										• Hasn't had more than 2 turnovers in game since Nov. 26, 2020, vs. Clemson (5).	A: 6 Oakland (12-1-20)
2021-22 SCHEDULE	#14 Jared Wulbrun Sr. Guard										LAST: Did not play in the win over Maryland.	CAREER HIGHS
	5-10 180 Stanford, Calif. Palo Alto Cal Lutheran										• A strong shooter, Wulbrun is a walk-on transfer from Cal Lutheran.	P: 19 Redlands (2-13-19)
	GP / GS	PPG	RPG	APG	Blks.	Stls.	FG %	3P %	FT %	• As a freshman at Cal Lutheran in 2018-19, avg. 6.6 PPG with 43 3-pointers.	R: 4 Two Times	
	9 / 0 0.2 0.1 0.0 0 0 0-2 0-1 2-2										• Had offseason knee surgery and is rounding into shape.	A: 5 UC Santa Cruz (1-26-19)
	#15 Zach Edey So. Center (e-Dee)										LAST: 10 points, 11 rebs, 4 asts, 1 blk, 1 stl in the win over Maryland.	CAREER HIGHS
	7-4 295 Toronto, Canada IMG Academy (Fla.)										• Named to the Wooden Award top-20 watch list; Abdul-Jabbar Top 10 list.	P: 24 [23] Wisconsin (1-3-22)
	GP / GS	PPG	RPG	APG	Blks.	Stls.	FG %	3P %	FT %	• Avg. 13.3 PPG, 7.9 RPG, 1.5 APG in last six games (33-56 FGs; 14-25 FTs).	R: 12 Two Times	
	26 / 22 14.5 7.6 1.3 30 8 .676 0-0 .626										• Leads country in FG Pct. (.676); 5th in country in fouls drawn / 40 (74).	B: 4 Northwestern (2-6-21)
	#21 Matt Frost Jr. Forward										LAST: Did not play in the win over Maryland.	CAREER HIGHS
	6-5 200 Columbus, Ind. Columbus East										• Is 4-of-8 from the field in career; 7 points in 14 minutes over last 2 seasons.	P: 3 Oakland (12-1-20)
	GP / GS	PPG	RPG	APG	Blks.	Stls.	FG %	3P %	FT %	• Avg. 14.2 PPG, 6.2 RPG and 1.9 APG as a senior at Columbus East.	R: 2 Omaha (11-26-21)	
	8 / 0 0.5 0.4 0.0 0 1 1-5 0-0 2-2										• The Republic Boys Basketball Player of the Year; first-team all-conference.	A: 1 Oakland (12-1-20)
	#22 Chase Martin Fr. Guard										LAST: Did not play in the win over Maryland.	CAREER HIGHS
	6-3 180 Columbia, Mo. Tolton										• Recorded first career points and assist in the win over Omaha.	P: 2 Omaha (11-26-21)
	GP / GS	PPG	RPG	APG	Blks.	Stls.	FG %	3P %	FT %	• Named All-Conference and All-District as a senior at Tolton.	R: 1 Two Times	
	8 / 0 0.3 0.3 0.1 0 1 1-5 0-0 0-3										• Was class valedictorian at Tolton.	A: 1 Omaha (11-26-21)
	#23 Jaden Ivey So. Guard (jay-den Ivy)										LAST: 11 points, 3 rebs, 1 ast, 1 blk, 1 stl in the win over Maryland.	CAREER HIGHS
	6-4 195 South Bend, Ind. La Lumiere Prep										• Big Ten Player of the Week (3/31); Wooden Award top-20; West Award top-10.	P: 27 Indiana State (11-12-21)
	GP / GS	PPG	RPG	APG	Blks.	Stls.	FG %	3P %	FT %	• Avg. 20.0 PPG, 4.8 RPG, 3.3 APG, 1.0 BPG in last 6 games (42-96 FGs).	R: 10 Two Times	
	25 / 23 17.4 5.0 3.1 15 26 .475 .400 .735										• Is just 4-of-19 (.211) from 3-point range last 4 games; prev. 4 --> 10-of-22.	A: 7 Two Times.
	#25 Ethan Morton So. Guard										LAST: 2 rebounds, 1 ast in the win over Maryland.	CAREER HIGHS
	6-6 215 Butler, Pa. Butler										• Has a 43 / 12 assist: turnover ratio (3.58); 12 turnovers in 404 mins this yr.	P: 7 Nicholls (12-29-21)
	GP / GS	PPG	RPG	APG	Blks.	Stls.	FG %	3P %	FT %	• Has 10 points and 3 rebs in the last three games (40 mins; 4-6 FGs, 2-4 3Ps).	R: 6 [23] Wisconsin (1-3-22)	
	26 / 0 2.7 1.3 1.7 5 15 .490 .458 .733										• 5-of-8 from 3-point range in the last 7 games (3.3 PPG, 0.6 RPG, 0.3 APG).	A: 7 Nicholls (12-29-21)
	#34 Carson Barrett So. Forward										LAST: Did not play in the win over Maryland.	CAREER HIGHS
	6-5 215 Lafayette, Ind. Lafayette Central Catholic										• Made first career field goal in the win over Omaha.	P: 2 Two Times
	GP / GS	PPG	RPG	APG	Blks.	Stls.	FG %	3P %	FT %	• Led Lafayette CC to Hoosier Conf. title as SR; 18.1 PPG, 10.2 RPG, 6.5 APG.	R: 2 Butler (12-18-21)	
	8 / 0 0.5 0.6 0.1 0 0 2-6 0-2 0-1										• Excelled on the baseball diamond as well (3-yr. starter; .368 BA).	A: 1 Nebraska (1-14-22)
	#50 Trevion Williams Sr. Forward (tray-vee-on)										LAST: 12 points, 4 rebs, 4 asts, 2 stls in the win over Maryland.	CAREER HIGHS
	6-10 255 Chicago, Ill. Henry Ford (Mich.)										• Two-time Big Ten Player of the Week (Nov. 22; Dec. 13).	P: 36 [19] Michigan (1-9-20)
	GP / GS	PPG	RPG	APG	Blks.	Stls.	FG %	3P %	FT %	• Avg. 13.3 PPG, 4.8 RPG, 2.8 APG, 2.0 SPG in last 4 games (20-34 FGs, 12-16 FTs).	R: 20 [19] Michigan (1-9-20)	
	26 / 5 12.3 7.7 3.0 18 28 .561 4-10 .581										• 1-of-4 Purdue players with 1,200 points, 800 rebounds, 200 assists.	A: 9 North Carolina St. (12-12-21)
	#55 Sasha Stefanovic Sr. Guard (steph-On-uh-vitch)										LAST: 17 points, 4 rebs, 2 stls, 1 ast in the win over Maryland.	CAREER HIGHS
	6-5 205 Crown Point, Ind. Crown Point										• Become 9th player in school history with 200 career 3-pointers (208).	P: 23 Three Times
	GP / GS	PPG	RPG	APG	Blks.	Stls.	FG %	3P %	FT %	• Made a 3-pointer in 27 straight games; Purdue is 14-0 this yr. when 10+ pts.	R: 8 Two Times	
	26 / 26 11.8 2.6 3.5 5 11 .427 .411 .860										• Has 20 career games with 4 or more 3-pointers (18-2 record).	A: 8 Three Times
PurdueSports.com @BoilerBall											• 98 points to become 7th player w/ 1000 pts, 200 rebs, 200 asts, 200 3Ps.	M: 46 Minnesota (1-2-20)