



Old Dominion at FIU

01/02/21 Ocean Bank Convocation Center, Miami, FL  
2020-21 Men's Basketball

Game Time: 3:00 PM  
Game Duration: 2:01  
Attendance: 149

Officials:

Old Dominion - 71

Record: 5-3 (1-1)

| NO.           | Name          | F | Min   | FG    |      |       | 3P |    |     | FT |    |    | Rebounds |     |    | Fouls |    | TP | AS | TO | ST | Blocks |  | +/- |
|---------------|---------------|---|-------|-------|------|-------|----|----|-----|----|----|----|----------|-----|----|-------|----|----|----|----|----|--------|--|-----|
|               |               |   |       | M-A   | M-A  | M-A   | OR | DR | TOT | PF | FD | OR | DR       | TOT | BS | BA    |    |    |    |    |    |        |  |     |
| 15            | Joe Reece     | F | 21:24 | 0-1   | 0-0  | 2-3   | 2  | 2  | 4   | 1  | 3  | 2  | 1        | 2   | 2  | 1     | 2  | 2  | 1  | 0  | 2  |        |  |     |
| 22            | Kalu Ezikpe   | F | 29:08 | 1-6   | 0-2  | 4-6   | 1  | 5  | 6   | 4  | 5  | 6  | 1        | 1   | 1  | 1     | 1  | 1  | 2  | 1  |    |        |  |     |
| 3             | Malik Curry   | G | 34:52 | 9-17  | 3-6  | 6-7   | 0  | 2  | 2   | 3  | 4  | 27 | 2        | 8   | 5  | 0     | 0  | 6  |    |    |    |        |  |     |
| 10            | Xavier Green  | G | 36:50 | 1-5   | 0-2  | 1-2   | 0  | 5  | 5   | 3  | 1  | 3  | 3        | 5   | 2  | 0     | 0  | 10 |    |    |    |        |  |     |
| 11            | A.J. Oliver   | G | 35:36 | 4-5   | 2-3  | 4-4   | 0  | 4  | 4   | 2  | 3  | 14 | 0        | 1   | 0  | 0     | 5  |    |    |    |    |        |  |     |
| 23            | Austin Trice  |   | 16:32 | 1-3   | 0-0  | 2-4   | 4  | 1  | 5   | 3  | 5  | 4  | 2        | 1   | 1  | 0     | 2  |    |    |    |    |        |  |     |
| 0             | Mekhi Long    |   | 14:17 | 3-6   | 2-3  | 0-0   | 1  | 0  | 1   | 2  | 0  | 8  | 0        | 0   | 0  | 0     | -5 |    |    |    |    |        |  |     |
| 12            | Jaylin Hunter |   | 11:21 | 2-4   | 0-1  | 3-3   | 0  | 2  | 2   | 0  | 4  | 7  | 0        | 2   | 0  | 0     | 4  |    |    |    |    |        |  |     |
| Team          |               |   |       |       |      |       | 1  | 1  | 2   |    |    | 0  |          |     | 1  |       |    |    |    |    |    |        |  |     |
| <b>Totals</b> |               |   |       | 21-47 | 7-17 | 22-29 | 9  | 22 | 31  | 18 | 25 | 71 | 9        | 21  | 11 | 2     | 2  | 5  |    |    |    |        |  |     |

| Shooting By Period |       |       |
|--------------------|-------|-------|
| 1st FG%            | 11-23 | 47.8% |
| 3PT%               | 4-10  | 40.0% |
| FT%                | 7-10  | 70%   |
| 2nd FG%            | 10-24 | 41.7% |
| 3PT%               | 3-7   | 42.9% |
| FT%                | 15-19 | 78.9% |
| GM FG%             | 21-47 | 44.7% |
| 3PT%               | 7-17  | 41.2% |
| FT%                | 22-29 | 75.9% |

Dead Ball Rebounds: 2, 0

Technical Fouls::NONE

FIU - 66

Record: 7-3 (1-1)

| NO.           | Name              | F | Min   | FG    |      |       | 3P |    |     | FT |    |    | Rebounds |     |    | Fouls |     | TP | AS | TO | ST | Blocks |  | +/- |
|---------------|-------------------|---|-------|-------|------|-------|----|----|-----|----|----|----|----------|-----|----|-------|-----|----|----|----|----|--------|--|-----|
|               |                   |   |       | M-A   | M-A  | M-A   | OR | DR | TOT | PF | FD | OR | DR       | TOT | BS | BA    |     |    |    |    |    |        |  |     |
| 00            | Dimon Carrigan    | F | 10:10 | 2-2   | 0-0  | 0-0   | 4  | 0  | 4   | 5  | 0  | 4  | 0        | 2   | 0  | 1     | 0   | 6  |    |    |    |        |  |     |
| 10            | Radshad Davis     | F | 34:02 | 6-12  | 3-7  | 3-3   | 3  | 7  | 10  | 4  | 3  | 18 | 4        | 1   | 1  | 0     | 0   | 2  |    |    |    |        |  |     |
| 4             | Eric Lovett       | G | 32:59 | 4-11  | 2-8  | 1-2   | 0  | 1  | 1   | 2  | 3  | 11 | 3        | 2   | 0  | 0     | -3  |    |    |    |    |        |  |     |
| 5             | Antonio Daye, Jr. | G | 35:15 | 2-9   | 0-3  | 4-4   | 0  | 4  | 4   | 1  | 4  | 8  | 4        | 8   | 5  | 0     | -2  |    |    |    |    |        |  |     |
| 11            | Tevin Brewer      | G | 25:26 | 2-8   | 1-5  | 0-0   | 0  | 0  | 0   | 5  | 1  | 5  | 4        | 2   | 1  | 0     | 10  |    |    |    |    |        |  |     |
| 3             | Javaunte Hawkins  |   | 06:01 | 1-5   | 1-5  | 0-0   | 0  | 0  | 0   | 0  | 0  | 3  | 0        | 2   | 1  | 0     | -4  |    |    |    |    |        |  |     |
| 23            | Petar Krivokapic  |   | 10:46 | 0-1   | 0-0  | 0-0   | 0  | 2  | 2   | 0  | 0  | 0  | 0        | 2   | 0  | 1     | -3  |    |    |    |    |        |  |     |
| 35            | Anthony Mason     |   | 19:19 | 3-4   | 0-0  | 3-4   | 2  | 4  | 6   | 3  | 4  | 9  | 0        | 1   | 1  | 0     | -10 |    |    |    |    |        |  |     |
| 55            | Cameron Corcoran  |   | 06:29 | 0-1   | 0-1  | 0-0   | 0  | 0  | 0   | 1  | 0  | 0  | 0        | 1   | 0  | 0     | -17 |    |    |    |    |        |  |     |
| 2             | DJ Mitchell       |   | 02:22 | 0-1   | 0-1  | 0-0   | 0  | 0  | 0   | 1  | 0  | 0  | 0        | 1   | 0  | 0     | -5  |    |    |    |    |        |  |     |
| 12            | Dante Wilcox      |   | 10:17 | 2-3   | 0-0  | 1-2   | 3  | 2  | 5   | 2  | 3  | 5  | 0        | 0   | 0  | 0     | 1   |    |    |    |    |        |  |     |
| 21            | Jonathan Nunez    |   | 06:54 | 1-1   | 1-1  | 0-0   | 0  | 0  | 0   | 1  | 0  | 3  | 0        | 0   | 0  | 0     | 0   |    |    |    |    |        |  |     |
| Team          |                   |   |       |       |      |       | 1  | 2  | 3   |    |    | 0  |          |     | 1  |       |     |    |    |    |    |        |  |     |
| <b>Totals</b> |                   |   |       | 23-58 | 8-31 | 12-15 | 13 | 22 | 35  | 25 | 18 | 66 | 15       | 23  | 9  | 2     | 2   | -5 |    |    |    |        |  |     |

| Shooting By Period |       |       |
|--------------------|-------|-------|
| 1st FG%            | 9-28  | 32.1% |
| 3PT%               | 4-17  | 23.5% |
| FT%                | 0-0   | 0%    |
| 2nd FG%            | 14-30 | 46.7% |
| 3PT%               | 4-14  | 28.6% |
| FT%                | 12-15 | 80%   |
| GM FG%             | 23-58 | 39.7% |
| 3PT%               | 8-31  | 25.8% |
| FT%                | 12-15 | 80.0% |

Dead Ball Rebounds: 3, 0

Technical Fouls::NONE

|                  | ODOM                      | FIUM                      |
|------------------|---------------------------|---------------------------|
| Biggest lead     | 13 (1 <sup>st</sup> 1:34) | 3 (1 <sup>st</sup> 15:55) |
| Best Scoring Run | 9 (1 <sup>st</sup> 11:46) | 7 (2 <sup>nd</sup> 19:02) |
| Lead Changes     | 6                         |                           |
| Times Tied       | 6                         |                           |
| Time with Lead   | 30:44                     | 04:36                     |

|               | ODOM | FIUM |
|---------------|------|------|
| Points from   |      |      |
| Turnovers     | 29   | 12   |
| Paint         | 24   | 28   |
| Second Chance | 6    | 10   |
| Fast Breaks   | 18   | 14   |
| Bench         | 19   | 20   |

|      | Period by Period Scoring |     |     |
|------|--------------------------|-----|-----|
|      | 1st                      | 2nd | TOT |
| ODOM | 33                       | 38  | 71  |
| FIUM | 22                       | 44  | 66  |



**Officials:**

**Period 1**

**Quarter Starters:**

|             |               |            |               |            |             |
|-------------|---------------|------------|---------------|------------|-------------|
| <b>FIUM</b> | 00 Carrigan D | 4 Lovett E | 5 Daye, Jr. A | 10 Davis R | 11 Brewer T |
| <b>ODOM</b> | 3 Curry M     | 10 Green X | 11 Oliver A   | 15 Reece J | 22 Ezikpe K |

| Game Time | FIUM   | Score        | Diff      | ODOM   |
|-----------|--|--------------|-----------|--|
| 20:00     | 00 CARRIGAN D jumpball won   |              |           | 22 EZIKPE K jumpball lost  |
| 19:37     | 5 DAYE, JR. A turnover bad pass (1)  |              |           | 3 CURRY M steal (1)  |
| 19:28     |  | <b>0-2</b>   | <b>-2</b> | 22 EZIKPE K 2pt FG from turnover in the paint, layup made (2)          |
| 19:05     | 00 CARRIGAN D 2pt FG in the paint, layup made (2)                          | <b>2-2</b>   | <b>0</b>  |  |
| 18:56     | 5 DAYE, JR. A steal (1)  |              |           | 3 CURRY M turnover lost ball (1)                                       |
| 18:48     | 5 DAYE, JR. A 2pt FG from turnover in the paint, layup missed              |              |           |  |
| 18:39     | 10 DAVIS R offensive rebound (1)   |              |           |  |
| 18:35     | 4 LOVETT E 3pt FG from turnover second chance, jump shot missed            |              |           |  |
| 18:32     | 10 DAVIS R offensive rebound (2)   |              |           |  |
| 18:31     | 10 DAVIS R 2pt FG from turnover second chance in the paint, layup made (2) | <b>4-2</b>   | <b>2</b>  |  |
| 18:31     | 4 LOVETT E assist (1)  |              |           |  |
| 18:07     |  |              |           | turnover shot clock (2)  |
| 17:53     | 5 DAYE, JR. A turnover lost ball (2)                                       |              |           | 3 CURRY M steal (2)  |
| 17:47     |  | <b>4-4</b>   | <b>0</b>  | 3 CURRY M 2pt FG fast break from turnover in the paint, layup made (2) |
| 17:29     | 5 DAYE, JR. A 3pt FG , jump shot missed                                    |              |           |  |
| 17:24     |  |              |           | 15 REECE J defensive rebound (1)                                       |
| 17:03     |  |              |           | 10 GREEN X turnover travel (1)   |
| 16:50     | 4 LOVETT E 3pt FG from turnover, jump shot missed                          |              |           |  |
| 16:46     |  |              |           | 10 GREEN X defensive rebound (1)                                       |
| 16:42     |  | <b>4-7</b>   | <b>-3</b> | 3 CURRY M 3pt FG fast break, jump shot made (5)                        |
| 16:42     |  |              |           | 10 GREEN X assist (1)  |
| 16:22     | 10 DAVIS R 3pt FG , jump shot made (5)                                     | <b>7-7</b>   | <b>0</b>  |  |
| 16:22     | 5 DAYE, JR. A assist (1)   |              |           |  |
| 16:01     | 10 DAVIS R steal (1)   |              |           | 10 GREEN X turnover lost ball (2)                                      |
| 15:55     | 11 BREWER T 3pt FG fast break from turnover, jump shot made (3)            | <b>10-7</b>  | <b>3</b>  |  |
| 15:55     | 10 DAVIS R assist (1)  |              |           |  |
| 15:29     |  | <b>10-10</b> | <b>0</b>  | 11 OLIVER A 3pt FG , jump shot made (3)                                |
| 15:29     |  |              |           | 15 REECE J assist (1)  |
| 15:10     | 5 DAYE, JR. A 3pt FG , jump shot missed                                    |              |           |  |
| 15:06     | 00 CARRIGAN D offensive rebound (1)  |              |           |  |
| 14:55     | 5 DAYE, JR. A 2pt FG second chance in the paint, layup blocked             |              |           |  |
| 14:55     |  |              |           | 15 REECE J block (1)   |
| 14:53     | offensive rebound (4)  |              |           |  |
| 14:53     | Timeout media  |              |           |  |
| 14:53     | 00 CARRIGAN D substitution out   |              |           |  |
| 14:53     | 4 LOVETT E substitution out  |              |           |  |
| 14:53     | 5 DAYE, JR. A substitution out   |              |           |  |
| 14:53     | 3 HAWKINS J substitution in  |              |           |  |
| 14:53     | 23 KRIVOKAPIC P substitution in  |              |           |  |
| 14:53     | 35 MASON A substitution in   |              |           |  |



Official Basketball Play by Play - First Half  
**Old Dominion at FIU**  
 01/02/21 Ocean Bank Convocation Center, Miami, FL  
 2020-21 Men's Basketball

Game Time: 3:00 PM  
 Game Duration: 2:01  
 Attendance: 149

Officials:

| Game Time | FIUM   | Score        | Diff      | ODOM   |
|-----------|--|--------------|-----------|--|
| 14:46     | 11 BREWER T 3pt FG second chance, jump shot missed |              |           |  |
| 14:45     | offensive dead ball rebound (1)                    |              |           |  |
| 14:45     | turnover shot clock (3)                            |              |           |  |
| 14:22     |  |              |           | 22 EZIKPE K 3pt FG from turnover, jump shot missed                     |
| 14:18     | 23 KRIVOKAPIC P defensive rebound (1)              |              |           |  |
| 14:08     | 23 KRIVOKAPIC P turnover bad pass (1)              |              |           | 22 EZIKPE K steal (1)  |
| 14:02     |  |              |           | 3 CURRY M 2pt FG from turnover in the paint, layup missed              |
| 13:59     | 10 DAVIS R defensive rebound (3)                   |              |           |  |
| 13:57     | 3 HAWKINS J 3pt FG fast break, jump shot made (3)  | <b>13-10</b> | <b>3</b>  |  |
| 13:57     | 11 BREWER T assist (1)                             |              |           |  |
| 13:52     | 10 DAVIS R substitution out                        |              |           |  |
| 13:52     | 11 BREWER T substitution out                       |              |           |  |
| 13:52     | 5 DAYE, JR. A substitution in                      |              |           |  |
| 13:52     | 55 CORCORAN C substitution in                      |              |           |  |
| 13:30     |  |              |           | 15 REECE J 2pt FG in the paint, layup missed                           |
| 13:25     |  |              |           | 15 REECE J offensive rebound (2)                                       |
| 13:25     | 3 HAWKINS J steal (1)                              |              |           | 15 REECE J turnover lost ball (1)                                      |
| 13:25     |  |              |           | 22 EZIKPE K substitution out   |
| 13:25     |  |              |           | 23 TRICE A substitution in   |
| 13:08     | 3 HAWKINS J 3pt FG from turnover, jump shot missed |              |           |  |
| 13:05     |  |              |           | 11 OLIVER A defensive rebound (1)                                      |
| 12:55     | 35 MASON A foul shooting (1 - 1)                   |              |           | 15 REECE J foul drawn (1)  |
| 12:55     |  | <b>13-11</b> | <b>2</b>  | 15 REECE J free throw 1 - 2 made (1)                                   |
| 12:55     |  | <b>13-12</b> | <b>1</b>  | 15 REECE J free throw 2 - 2 made (2)                                   |
| 12:55     |  |              |           | 15 REECE J substitution out  |
| 12:55     |  |              |           | 0 LONG M substitution in   |
| 12:27     | 5 DAYE, JR. A turnover bad pass (3)                |              |           | 3 CURRY M steal (3)  |
| 12:23     |  | <b>13-14</b> | <b>-1</b> | 3 CURRY M 2pt FG fast break from turnover in the paint, layup made (7) |
| 12:23     | 5 DAYE, JR. A foul shooting (1 - 2)                |              |           | 3 CURRY M foul drawn (1)   |
| 12:23     |  |              |           | 3 CURRY M free throw fast break 1 - 1 missed                           |
| 12:19     | 35 MASON A defensive rebound (1)                   |              |           |  |
| 12:19     | 35 MASON A foul drawn (1)                          |              |           | 23 TRICE A foul personal (1 - 1)                                       |
| 12:15     | 23 KRIVOKAPIC P substitution out                   |              |           |  |
| 12:15     | 2 MITCHELL D substitution in                       |              |           |  |
| 12:15     | 3 HAWKINS J turnover lost ball (1)                 |              |           |  |
| 12:04     |  | <b>13-17</b> | <b>-4</b> | 0 LONG M 3pt FG from turnover, jump shot made (3)                      |
| 12:04     |  |              |           | 3 CURRY M assist (1)   |
| 11:51     | 3 HAWKINS J turnover bad pass (2)                  |              |           | 3 CURRY M steal (4)  |
| 11:46     |  | <b>13-19</b> | <b>-6</b> | 3 CURRY M 2pt FG fast break from turnover in the paint, layup made (9) |
| 11:23     | 2 MITCHELL D foul offensive (1 - 3)                |              |           | 11 OLIVER A foul drawn (1)   |
| 11:23     | 2 MITCHELL D turnover offensive (1)                |              |           |  |
| 11:23     | Timeout media                                      |              |           |  |
| 11:23     | 3 HAWKINS J substitution out                       |              |           |  |
| 11:23     | 55 CORCORAN C substitution out                     |              |           |  |
| 11:23     | 10 DAVIS R substitution in                         |              |           |  |
| 11:23     | 11 BREWER T substitution in                        |              |           |  |
| 11:23     |  |              |           | 3 CURRY M substitution out   |
| 11:23     |  |              |           | 12 HUNTER J substitution in  |



**Officials:**

| Game Time | FIUM   | Score        | Diff      | ODOM   |
|-----------|--|--------------|-----------|--|
| 11:03     |  |              |           | 10 GREEN X turnover bad pass (3)                         |
| 10:50     | 11 BREWER T turnover travel (1)  |              |           |  |
| 10:45     | 11 BREWER T foul personal (1 - 4)  |              |           | 12 HUNTER J foul drawn (1)                               |
| 10:27     |  |              |           | 0 LONG M 2pt FG from turnover in the paint, layup missed |
| 10:26     | 10 DAVIS R defensive rebound (4)   |              |           |  |
| 10:26     | 10 DAVIS R foul drawn (1)  |              |           | 0 LONG M foul personal (1 - 2)                           |
| 10:26     |  |              |           | 0 LONG M substitution out                                |
| 10:26     |  |              |           | 10 GREEN X substitution out                              |
| 10:26     |  |              |           | 3 CURRY M substitution in                                |
| 10:26     |  |              |           | 22 EZIKPE K substitution in                              |
| 10:14     | 2 MITCHELL D 3pt FG , jump shot missed                                     |              |           |  |
| 10:11     |  |              |           | 12 HUNTER J defensive rebound (1)                        |
| 09:55     |  |              |           | 12 HUNTER J 3pt FG , jump shot missed                    |
| 09:53     |  |              |           | 23 TRICE A offensive rebound (1)                         |
| 09:53     | 11 BREWER T foul personal (2 - 5)  |              |           | 23 TRICE A foul drawn (1)                                |
| 09:53     | 2 MITCHELL D substitution out  |              |           |  |
| 09:53     | 35 MASON A substitution out  |              |           |  |
| 09:53     | 00 CARRIGAN D substitution in  |              |           |  |
| 09:53     | 4 LOVETT E substitution in   |              |           |  |
| 09:52     |  |              |           | 11 OLIVER A turnover lost ball (1)                       |
| 09:31     | 10 DAVIS R 2pt FG from turnover in the paint, layup missed                 |              |           |  |
| 09:30     | 00 CARRIGAN D offensive rebound (2)  |              |           |  |
| 09:23     | 00 CARRIGAN D foul offensive (1 - 6)                                       |              |           | 22 EZIKPE K foul drawn (1)                               |
| 09:23     | 00 CARRIGAN D turnover offensive (1)                                       |              |           |  |
| 09:10     |  |              |           | 3 CURRY M 3pt FG from turnover, jump shot missed         |
| 09:06     | 5 DAYE, JR. A defensive rebound (1)  |              |           |  |
| 08:59     | 4 LOVETT E 3pt FG , jump shot missed                                       |              |           |  |
| 08:55     |  |              |           | 22 EZIKPE K defensive rebound (1)                        |
| 08:45     |  |              |           | 23 TRICE A turnover travel (1)                           |
| 08:31     | 4 LOVETT E foul drawn (1)  |              |           | 23 TRICE A foul personal (2 - 3)                         |
| 08:31     |  |              |           | 23 TRICE A substitution out                              |
| 08:31     |  |              |           | 15 REECE J substitution in                               |
| 08:17     | 11 BREWER T 2pt FG from turnover in the paint, floating jump shot made (5) | <b>15-19</b> | <b>-4</b> |  |
| 07:56     | 5 DAYE, JR. A steal (2)  |              |           | 15 REECE J turnover lost ball (2)                        |
| 07:51     | 5 DAYE, JR. A 2pt FG fast break from turnover in the paint, layup made (2) | <b>17-19</b> | <b>-2</b> |  |
| 07:43     |  |              |           | Timeout 60 Sec   |
| 07:43     | 11 BREWER T substitution out   |              |           |  |
| 07:43     | 55 CORCORAN C substitution in  |              |           |  |
| 07:43     |  |              |           | 11 OLIVER A substitution out                             |
| 07:43     |  |              |           | 15 REECE J substitution out                              |
| 07:43     |  |              |           | 0 LONG M substitution in                                 |
| 07:43     |  |              |           | 10 GREEN X substitution in                               |
| 07:31     | 00 CARRIGAN D foul personal (2 - 7)  |              |           | 22 EZIKPE K foul drawn (2)                               |
| 07:31     | 00 CARRIGAN D substitution out   |              |           |  |
| 07:31     | 35 MASON A substitution in   |              |           |  |
| 07:31     |  | <b>17-20</b> | <b>-3</b> | 22 EZIKPE K 1&1 free throw 1 made (3)                    |
| 07:31     |  |              |           | 22 EZIKPE K 1&1 free throw 2 missed                      |
| 07:30     | 10 DAVIS R defensive rebound (5)   |              |           |  |



**Officials:**

| Game Time | FIUM  | Score        | Diff       | ODOM   |
|-----------|---|--------------|------------|--|
| 07:20     | 55 CORCORAN C turnover bad pass (1)                       |              |            | 3 CURRY M steal (5)  |
| 06:56     |   | <b>17-22</b> | <b>-5</b>  | 3 CURRY M 2pt FG from turnover in the paint, driving layup made (11) |
| 06:36     | 55 CORCORAN C 3pt FG , jump shot missed                   |              |            |  |
| 06:32     |   |              |            | 22 EZIKPE K defensive rebound (2)                                    |
| 06:20     |   |              |            | 12 HUNTER J turnover bad pass (1)                                    |
| 06:20     |   |              |            | 0 LONG M substitution out  |
| 06:20     |   |              |            | 11 OLIVER A substitution in  |
| 06:06     | 5 DAYE, JR. A turnover travel (4)                         |              |            |  |
| 05:37     |   | <b>17-25</b> | <b>-8</b>  | 3 CURRY M 3pt FG from turnover, jump shot made (14)                  |
| 05:37     |   |              |            | 22 EZIKPE K assist (1)   |
| 05:22     | 5 DAYE, JR. A 2pt FG outside the paint, jump shot blocked |              |            |  |
| 05:22     |   |              |            | 22 EZIKPE K block (1)  |
| 05:15     |   |              |            | 3 CURRY M defensive rebound (1)                                      |
| 05:15     |   | <b>17-27</b> | <b>-10</b> | 12 HUNTER J 2pt FG fast break in the paint, layup made (2)           |
| 05:15     | 55 CORCORAN C foul shooting (1 - 8)                       |              |            | 12 HUNTER J foul drawn (2)   |
| 05:15     |   | <b>17-28</b> | <b>-11</b> | 12 HUNTER J free throw fast break 1 - 1 made (3)                     |
| 05:15     |   |              |            | 12 HUNTER J substitution out   |
| 05:15     |   |              |            | 15 REECE J substitution in   |
| 05:07     | 5 DAYE, JR. A turnover bad pass (5)                       |              |            |  |
| 04:51     |   |              |            | 11 OLIVER A 3pt FG from turnover, jump shot missed                   |
| 04:48     | 5 DAYE, JR. A defensive rebound (2)                       |              |            |  |
| 04:24     | 10 DAVIS R 3pt FG , jump shot made (8)                    | <b>20-28</b> | <b>-8</b>  |  |
| 04:24     | 5 DAYE, JR. A assist (2)                                  |              |            |  |
| 04:05     |   | <b>20-30</b> | <b>-10</b> | 3 CURRY M 2pt FG in the paint, driving layup made (16)               |
| 03:43     | 4 LOVETT E turnover travel (1)                            |              |            |  |
| 03:43     | Timeout media   |              |            |  |
| 03:43     | 5 DAYE, JR. A substitution out                            |              |            |  |
| 03:43     | 35 MASON A substitution out                               |              |            |  |
| 03:43     | 55 CORCORAN C substitution out                            |              |            |  |
| 03:43     | 11 BREWER T substitution in                               |              |            |  |
| 03:43     | 12 WILCOX D substitution in                               |              |            |  |
| 03:43     | 23 KRIVOKAPIC P substitution in                           |              |            |  |
| 03:43     |   |              |            | 22 EZIKPE K substitution out   |
| 03:43     |   |              |            | 23 TRICE A substitution in   |
| 03:27     | 12 WILCOX D foul shooting (1 - 9)                         |              |            | 23 TRICE A foul drawn (2)  |
| 03:27     |   |              |            | 23 TRICE A free throw 1 - 2 missed                                   |
| 03:27     |   |              |            | offensive dead ball rebound (1)                                      |
| 03:27     |   | <b>20-31</b> | <b>-11</b> | 23 TRICE A free throw 2 - 2 made (1)                                 |
| 03:27     |   |              |            | 23 TRICE A substitution out  |
| 03:27     |   |              |            | 22 EZIKPE K substitution in  |
| 03:11     | 23 KRIVOKAPIC P turnover travel (2)                       |              |            |  |
| 02:57     |   |              |            | 3 CURRY M turnover travel (2)  |
| 02:37     | 12 WILCOX D foul drawn (1)                                |              |            | 10 GREEN X foul personal (1 - 4)                                     |
| 02:26     | 10 DAVIS R 3pt FG from turnover, jump shot missed         |              |            |  |
| 02:23     |   |              |            | 10 GREEN X defensive rebound (2)                                     |
| 02:19     |   |              |            | 22 EZIKPE K 2pt FG in the paint, layup blocked                       |
| 02:19     | 23 KRIVOKAPIC P block (1)                                 |              |            |  |
| 02:18     |   |              |            | offensive rebound (11)   |



**Officials:**

| Game Time              | FIUM   | Score        | Diff       | ODOM  |
|------------------------|--|--------------|------------|---|
| 02:14                  |  |              |            | 22 EZIKPE K 2pt FG second chance in the paint, jump shot missed |
| 02:11                  | 12 WILCOX D defensive rebound (1)                                    |              |            |   |
| 02:11                  | 12 WILCOX D foul drawn (2)   |              |            | 22 EZIKPE K foul personal (1 - 5)                               |
| 02:02                  | 11 BREWER T 2pt FG in the paint, jump shot missed                    |              |            |   |
| 01:58                  |  |              |            | 10 GREEN X defensive rebound (3)                                |
| 01:58                  |  |              |            | 10 GREEN X turnover out of bounds (4)                           |
| 01:51                  | 11 BREWER T 3pt FG from turnover, jump shot missed                   |              |            |   |
| 01:48                  |  |              |            | 11 OLIVER A defensive rebound (2)                               |
| 01:34                  | 10 DAVIS R foul shooting (1 - 10)                                    |              |            | 3 CURRY M foul drawn (2)  |
| 01:34                  |  | <b>20-32</b> | <b>-12</b> | 3 CURRY M free throw 1 - 2 made (17)                            |
| 01:34                  |  |              |            | 15 REECE J substitution out                                     |
| 01:34                  |  |              |            | 0 LONG M substitution in  |
| 01:34                  |  | <b>20-33</b> | <b>-13</b> | 3 CURRY M free throw 2 - 2 made (18)                            |
| 01:18                  | 4 LOVETT E 3pt FG , jump shot missed                                 |              |            |   |
| 01:17                  | 10 DAVIS R offensive rebound (6)                                     |              |            |   |
| 01:17                  | 11 BREWER T foul drawn (1)   |              |            | 11 OLIVER A foul personal (1 - 6)                               |
| 01:17                  | 23 KRIVOKAPIC P substitution out                                     |              |            |   |
| 01:17                  | 5 DAYE, JR. A substitution in  |              |            |   |
| 01:03                  | 4 LOVETT E 2pt FG second chance in the paint, driving layup made (2) | <b>22-33</b> | <b>-11</b> |   |
| 01:03                  | 10 DAVIS R assist (2)  |              |            |   |
| 00:41                  |  |              |            | 3 CURRY M 2pt FG in the paint, jump shot missed                 |
| 00:37                  |  |              |            | 22 EZIKPE K offensive rebound (3)                               |
| 00:20                  |  |              |            | 10 GREEN X 3pt FG second chance, jump shot missed               |
| 00:17                  | 10 DAVIS R defensive rebound (7)                                     |              |            |   |
| 00:12                  | 11 BREWER T 3pt FG , jump shot missed                                |              |            |   |
| 00:07                  | 12 WILCOX D offensive rebound (2)                                    |              |            |   |
| 00:06                  | 12 WILCOX D 2pt FG second chance in the paint, layup missed          |              |            |   |
| 00:03                  |  |              |            | 22 EZIKPE K defensive rebound (4)                               |
| 00:00                  |  |              |            | 22 EZIKPE K 3pt FG , jump shot missed                           |
| 00:00                  | defensive rebound (17)   |              |            |   |
| <b>END OF PERIOD</b>   |  |              |            |   |
| <b>FIUM 22-33 ODOM</b> |  |              |            |   |



Officials:

Old Dominion - 33

| NO.           | Name          | F | Min   | FG    | 3P   | FT   | Rebounds |    |     | Fouls |    | TP | AS | TO | ST | Blocks |    | +/- |
|---------------|---------------|---|-------|-------|------|------|----------|----|-----|-------|----|----|----|----|----|--------|----|-----|
|               |               |   |       | M-A   | M-A  | M-A  | OR       | DR | TOT | PF    | FD |    |    |    |    | BS     | BA |     |
| 15            | Joe Reece     | F | 11:34 | 0-1   | 0-0  | 2-2  | 1        | 1  | 2   | 0     | 1  | 2  | 1  | 2  | 0  | 1      | 0  | -4  |
| 22            | Kalu Ezikpe   | F | 16:45 | 1-5   | 0-2  | 1-2  | 1        | 3  | 4   | 1     | 2  | 3  | 1  | 0  | 1  | 1      | 1  | 1   |
| 3             | Malik Curry   | G | 19:03 | 7-10  | 2-3  | 2-3  | 0        | 1  | 1   | 0     | 2  | 18 | 1  | 2  | 5  | 0      | 0  | 11  |
| 10            | Xavier Green  | G | 17:17 | 0-1   | 0-1  | 0-0  | 0        | 3  | 3   | 1     | 0  | 0  | 1  | 4  | 0  | 0      | 0  | 15  |
| 11            | A.J. Oliver   | G | 18:37 | 1-2   | 1-2  | 0-0  | 0        | 2  | 2   | 1     | 1  | 3  | 0  | 1  | 0  | 0      | 0  | 8   |
| 23            | Austin Trice  |   | 05:10 | 0-0   | 0-0  | 1-2  | 1        | 0  | 1   | 2     | 2  | 1  | 0  | 1  | 0  | 0      | 0  | 10  |
| 0             | Mekhi Long    |   | 05:26 | 1-2   | 1-1  | 0-0  | 0        | 0  | 0   | 1     | 0  | 3  | 0  | 0  | 0  | 0      | 0  | 9   |
| 12            | Jaylin Hunter |   | 06:08 | 1-2   | 0-1  | 1-1  | 0        | 1  | 1   | 0     | 2  | 3  | 0  | 1  | 0  | 0      | 0  | 5   |
| Team          |               |   |       |       |      |      | 1        | 0  | 1   |       |    | 0  |    | 1  |    |        |    |     |
| <b>Totals</b> |               |   |       | 11-23 | 4-10 | 7-10 | 4        | 11 | 15  | 6     | 10 | 33 | 4  | 12 | 6  | 2      | 1  | 11  |

| Shooting By Period |       |       |
|--------------------|-------|-------|
| 1st FG%            | 11-23 | 47.8% |
| 3PT%               | 4-10  | 40.0% |
| FT%                | 7-10  | 70%   |
| GM FG%             | 11-23 | 47.8% |
| 3PT%               | 4-10  | 40.0% |
| FT%                | 7-10  | 70.0% |

Dead Ball Rebounds: 1, 0

Technical Fouls::NONE

FIU - 22

| NO.           | Name              | F | Min   | FG   | 3P   | FT  | Rebounds |    |     | Fouls |    | TP | AS | TO | ST | Blocks |    | +/- |
|---------------|-------------------|---|-------|------|------|-----|----------|----|-----|-------|----|----|----|----|----|--------|----|-----|
|               |                   |   |       | M-A  | M-A  | M-A | OR       | DR | TOT | PF    | FD |    |    |    |    | BS     | BA |     |
| 00            | Dimon Carrigan    | F | 07:29 | 1-1  | 0-0  | 0-0 | 2        | 0  | 2   | 2     | 0  | 2  | 0  | 1  | 0  | 0      | 0  | 4   |
| 10            | Radshad Davis     | F | 17:31 | 3-5  | 2-3  | 0-0 | 3        | 4  | 7   | 1     | 1  | 8  | 2  | 0  | 1  | 0      | 0  | -2  |
| 4             | Eric Lovett       | G | 15:00 | 1-5  | 0-4  | 0-0 | 0        | 0  | 0   | 0     | 1  | 2  | 1  | 1  | 0  | 0      | 0  | -5  |
| 5             | Antonio Daye, Jr. | G | 16:33 | 1-6  | 0-2  | 0-0 | 0        | 2  | 2   | 1     | 0  | 2  | 2  | 5  | 2  | 0      | 2  | -11 |
| 11            | Tevin Brewer      | G | 13:31 | 2-6  | 1-4  | 0-0 | 0        | 0  | 0   | 2     | 1  | 5  | 1  | 1  | 0  | 0      | 0  | 6   |
| 3             | Javaunte Hawkins  |   | 03:30 | 1-2  | 1-2  | 0-0 | 0        | 0  | 0   | 0     | 0  | 3  | 0  | 2  | 1  | 0      | 0  | -6  |
| 23            | Petar Krivokapic  |   | 05:04 | 0-0  | 0-0  | 0-0 | 0        | 1  | 1   | 0     | 0  | 0  | 0  | 2  | 0  | 1      | 0  | -4  |
| 35            | Anthony Mason     |   | 08:48 | 0-0  | 0-0  | 0-0 | 0        | 1  | 1   | 1     | 1  | 0  | 0  | 0  | 0  | 0      | 0  | -14 |
| 55            | Cameron Corcoran  |   | 06:29 | 0-1  | 0-1  | 0-0 | 0        | 0  | 0   | 1     | 0  | 0  | 0  | 1  | 0  | 0      | 0  | -17 |
| 2             | DJ Mitchell       |   | 02:22 | 0-1  | 0-1  | 0-0 | 0        | 0  | 0   | 1     | 0  | 0  | 0  | 1  | 0  | 0      | 0  | -5  |
| 12            | Dante Wilcox      |   | 03:43 | 0-1  | 0-0  | 0-0 | 1        | 1  | 2   | 1     | 2  | 0  | 0  | 0  | 0  | 0      | 0  | -1  |
| Team          |                   |   |       |      |      |     | 1        | 1  | 2   |       |    | 0  |    | 1  |    |        |    |     |
| <b>Totals</b> |                   |   |       | 9-28 | 4-17 | 0-0 | 7        | 10 | 17  | 10    | 6  | 22 | 6  | 15 | 4  | 1      | 2  | -11 |

| Shooting By Period |      |       |
|--------------------|------|-------|
| 1st FG%            | 9-28 | 32.1% |
| 3PT%               | 4-17 | 23.5% |
| FT%                | 0-0  | 0%    |
| GM FG%             | 9-28 | 32.1% |
| 3PT%               | 4-17 | 23.5% |
| FT%                | 0-0  | 0.0%  |

Dead Ball Rebounds: 1, 0

Technical Fouls::NONE

|                  | ODOM                      | FIUM                      |
|------------------|---------------------------|---------------------------|
| Biggest lead     | 13 (1 <sup>st</sup> 1:34) | 3 (1 <sup>st</sup> 15:55) |
| Best Scoring Run | 9 (1 <sup>st</sup> 11:46) | 6 (1 <sup>st</sup> 15:55) |
| Lead Changes     | 4                         |                           |
| Times Tied       | 4                         |                           |
| Time with Lead   | 13:06                     | 02:44                     |

|               | ODOM | FIUM |
|---------------|------|------|
| Points from   |      |      |
| Turnovers     | 17   | 9    |
| Paint         | 14   | 10   |
| Second Chance | 0    | 4    |
| Fast Breaks   | 12   | 8    |
| Bench         | 7    | 3    |

|      | Period by Period Scoring |     |     |
|------|--------------------------|-----|-----|
|      | 1st                      | 2nd | TOT |
| ODOM | 33                       | 38  | 71  |
| FIUM | 22                       | 44  | 66  |



**Officials:**

**Period 2**

**Quarter Starters:**

|             |               |            |               |            |             |
|-------------|---------------|------------|---------------|------------|-------------|
| <b>FIUM</b> | 00 Carrigan D | 4 Lovett E | 5 Daye, Jr. A | 10 Davis R | 11 Brewer T |
| <b>ODOM</b> | 3 Curry M     | 10 Green X | 11 Oliver A   | 15 Reece J | 22 Ezikpe K |

| Game Time | FIUM  | Score        | Diff       | ODOM   |
|-----------|---|--------------|------------|--|
| 20:00     | 12 WILCOX D substitution out  |              |            |  |
| 20:00     | 00 CARRIGAN D substitution in                                       |              |            |  |
| 20:00     |   |              |            | 0 LONG M substitution out                                    |
| 20:00     |   |              |            | 15 REECE J substitution in                                   |
| 19:35     | 5 DAYE, JR. A 2pt FG in the paint, layup missed                     |              |            |  |
| 19:31     | 00 CARRIGAN D offensive rebound (3)                                 |              |            |  |
| 19:30     | 00 CARRIGAN D 2pt FG second chance in the paint, layup made (4)     | <b>24-33</b> | <b>-9</b>  |  |
| 19:10     |   |              |            | 22 EZIKPE K 2pt FG in the paint, layup blocked               |
| 19:10     | 00 CARRIGAN D block (1)   |              |            |  |
| 19:05     | 10 DAVIS R defensive rebound (8)                                    |              |            |  |
| 19:02     | 4 LOVETT E 3pt FG fast break, jump shot made (5)                    | <b>27-33</b> | <b>-6</b>  |  |
| 19:02     | 11 BREWER T assist (2)  |              |            |  |
| 18:59     |   |              |            | Timeout 30 Sec   |
| 18:59     | Timeout media   |              |            |  |
| 18:36     |   | <b>27-35</b> | <b>-8</b>  | 10 GREEN X 2pt FG outside the paint, jump shot made (2)      |
| 18:24     | 00 CARRIGAN D turnover lost ball (2)                                |              |            | 15 REECE J steal (1)   |
| 18:08     | 5 DAYE, JR. A foul drawn (1)  |              |            | 3 CURRY M foul offensive (1 - 1)                             |
| 18:08     |   |              |            | 3 CURRY M turnover offensive (3)                             |
| 17:46     | 4 LOVETT E 3pt FG from turnover, jump shot missed                   |              |            |  |
| 17:42     | 00 CARRIGAN D offensive rebound (4)                                 |              |            |  |
| 17:31     | 10 DAVIS R turnover bad pass (1)                                    |              |            | 10 GREEN X steal (1)   |
| 17:27     | 00 CARRIGAN D foul personal (3 - 1)                                 |              |            | 22 EZIKPE K foul drawn (3)                                   |
| 17:24     | 00 CARRIGAN D foul shooting (4 - 2)                                 |              |            | 22 EZIKPE K foul drawn (4)                                   |
| 17:24     |   | <b>27-36</b> | <b>-9</b>  | 22 EZIKPE K free throw 1 - 2 made (4)                        |
| 17:24     | 00 CARRIGAN D substitution out                                      |              |            |  |
| 17:24     | 35 MASON A substitution in  |              |            |  |
| 17:24     |   |              |            | 22 EZIKPE K free throw 2 - 2 missed                          |
| 17:23     |   |              |            | 15 REECE J offensive rebound (3)                             |
| 17:12     | 4 LOVETT E foul drawn (2)   |              |            | 22 EZIKPE K foul offensive (2 - 2)                           |
| 17:12     |   |              |            | 22 EZIKPE K turnover offensive (1)                           |
| 17:05     | 4 LOVETT E 2pt FG from turnover outside the paint, jump shot missed |              |            |  |
| 16:59     |   |              |            | defensive rebound (17)                                       |
| 16:59     | 35 MASON A substitution out   |              |            |  |
| 16:59     | 12 WILCOX D substitution in   |              |            |  |
| 16:59     |   |              |            | 22 EZIKPE K substitution out                                 |
| 16:59     |   |              |            | 23 TRICE A substitution in                                   |
| 16:43     |   |              |            | 23 TRICE A 2pt FG in the paint, layup missed                 |
| 16:42     |   |              |            | 23 TRICE A offensive rebound (2)                             |
| 16:42     |   | <b>27-38</b> | <b>-11</b> | 23 TRICE A 2pt FG second chance in the paint, layup made (3) |
| 16:42     | 10 DAVIS R foul shooting (2 - 3)                                    |              |            | 15 REECE J foul drawn (2)                                    |
| 16:42     |   | <b>27-39</b> | <b>-12</b> | 23 TRICE A free throw 1 - 1 made (4)                         |
| 16:32     | 10 DAVIS R 2pt FG in the paint, layup missed                        |              |            |  |





**Old Dominion at FIU**

**Officials:**

| Game Time | FIUM  | Score        | Diff       | ODOM  |
|-----------|---|--------------|------------|---|
| 16:28     | 12 WILCOX D offensive rebound (3)                             |              |            |   |
| 16:26     | 12 WILCOX D 2pt FG second chance in the paint, layup made (2) | <b>29-39</b> | <b>-10</b> |   |
| 16:09     |   | <b>29-42</b> | <b>-13</b> | 3 CURRY M 3pt FG , jump shot made (21)                                  |
| 16:09     |   |              |            | 10 GREEN X assist (2)   |
| 15:56     | 10 DAVIS R 2pt FG in the paint, driving layup made (10)       | <b>31-42</b> | <b>-11</b> |   |
| 15:56     | 10 DAVIS R foul drawn (2)                                     |              |            | 3 CURRY M foul shooting (2 - 3)   |
| 15:56     | Timeout media   |              |            |   |
| 15:56     | 4 LOVETT E substitution out                                   |              |            |   |
| 15:56     | 21 NUNEZ J substitution in                                    |              |            |   |
| 15:56     |   |              |            | 15 REECE J substitution out   |
| 15:56     |   |              |            | 0 LONG M substitution in  |
| 15:56     | 10 DAVIS R free throw 1 - 1 made (11)                         | <b>32-42</b> | <b>-10</b> |   |
| 15:42     | 12 WILCOX D foul personal (2 - 4)                             |              |            | 23 TRICE A foul drawn (3)   |
| 15:41     | 5 DAYE, JR. A steal (3)                                       |              |            | 3 CURRY M turnover bad pass (4)   |
| 15:34     | 12 WILCOX D 2pt FG from turnover in the paint, layup made (4) | <b>34-42</b> | <b>-8</b>  |   |
| 15:34     | 10 DAVIS R assist (3)   |              |            |   |
| 15:17     |   |              |            | 3 CURRY M 3pt FG , jump shot missed                                     |
| 15:11     |   |              |            | 23 TRICE A offensive rebound (3)  |
| 15:11     |   |              |            | 10 GREEN X substitution out   |
| 15:11     |   |              |            | 12 HUNTER J substitution in   |
| 14:57     |   |              |            | 3 CURRY M 2pt FG second chance in the paint, jump shot missed           |
| 14:53     | 5 DAYE, JR. A defensive rebound (3)                           |              |            |   |
| 14:47     | 10 DAVIS R 3pt FG , jump shot missed                          |              |            |   |
| 14:44     | 12 WILCOX D offensive rebound (4)                             |              |            |   |
| 14:44     | 12 WILCOX D foul drawn (3)                                    |              |            | 11 OLIVER A foul shooting (2 - 4)                                       |
| 14:44     | 12 WILCOX D free throw 1 - 2 made (5)                         | <b>35-42</b> | <b>-7</b>  |   |
| 14:44     |   |              |            | 0 LONG M substitution out   |
| 14:44     |   |              |            | 11 OLIVER A substitution out  |
| 14:44     |   |              |            | 10 GREEN X substitution in  |
| 14:44     |   |              |            | 22 EZIKPE K substitution in   |
| 14:43     | 12 WILCOX D free throw 2 - 2 missed                           |              |            |   |
| 14:40     |   |              |            | 22 EZIKPE K defensive rebound (5)                                       |
| 14:18     | 11 BREWER T steal (1)   |              |            | 3 CURRY M turnover bad pass (5)   |
| 14:12     | 11 BREWER T turnover bad pass (2)                             |              |            | 23 TRICE A steal (1)  |
| 14:06     |   | <b>35-44</b> | <b>-9</b>  | 3 CURRY M 2pt FG fast break from turnover in the paint, layup made (23) |
| 14:06     |   |              |            | 23 TRICE A assist (1)   |
| 13:55     | 10 DAVIS R foul drawn (3)                                     |              |            | 23 TRICE A foul shooting (3 - 5)  |
| 13:55     | 10 DAVIS R free throw 1 - 2 made (12)                         | <b>36-44</b> | <b>-8</b>  |   |
| 13:55     | 12 WILCOX D substitution out                                  |              |            |   |
| 13:55     | 35 MASON A substitution in                                    |              |            |   |
| 13:55     |   |              |            | 3 CURRY M substitution out  |
| 13:55     |   |              |            | 11 OLIVER A substitution in   |
| 13:55     | 10 DAVIS R free throw 2 - 2 made (13)                         | <b>37-44</b> | <b>-7</b>  |   |
| 13:55     | 10 DAVIS R substitution out                                   |              |            |   |
| 13:55     | 4 LOVETT E substitution in                                    |              |            |   |
| 13:41     | 11 BREWER T foul personal (3 - 5)                             |              |            | 12 HUNTER J foul drawn (3)  |
| 13:33     |   | <b>37-46</b> | <b>-9</b>  | 11 OLIVER A 2pt FG in the paint, pull up jump shot made (5)             |



**Old Dominion at FIU**

**Officials:**

| Game Time | FIUM   | Score        | Diff      | ODOM   |
|-----------|--|--------------|-----------|--|
| 13:10     | 35 MASON A 2pt FG in the paint, jump shot made (2) | <b>39-46</b> | <b>-7</b> |  |
| 13:10     | 11 BREWER T assist (3)                             |              |           |  |
| 12:55     | 5 DAYE, JR. A steal (4)                            |              |           | 12 HUNTER J turnover bad pass (2)                                      |
| 12:43     | 35 MASON A foul offensive (2 - 6)                  |              |           | 23 TRICE A foul drawn (4)  |
| 12:43     | 35 MASON A turnover offensive (1)                  |              |           |  |
| 12:43     | 11 BREWER T substitution out                       |              |           |  |
| 12:43     | 3 HAWKINS J substitution in                        |              |           |  |
| 12:43     |  |              |           | 12 HUNTER J substitution out   |
| 12:43     |  |              |           | 0 LONG M substitution in   |
| 12:29     | 4 LOVETT E foul personal (1 - 7)                   |              |           | 23 TRICE A foul drawn (5)  |
| 12:29     |  |              |           | 0 LONG M substitution out  |
| 12:29     |  |              |           | 3 CURRY M substitution in  |
| 12:29     |  |              |           | 23 TRICE A 1&1 free throw 1 missed                                     |
| 12:28     | 35 MASON A defensive rebound (2)                   |              |           |  |
| 12:15     | 3 HAWKINS J 3pt FG , jump shot missed              |              |           |  |
| 12:12     |  |              |           | 10 GREEN X defensive rebound (4)                                       |
| 12:07     | 5 DAYE, JR. A steal (5)                            |              |           | 10 GREEN X turnover bad pass (5)                                       |
| 12:01     | 3 HAWKINS J 3pt FG from turnover, jump shot missed |              |           |  |
| 11:58     |  |              |           | 11 OLIVER A defensive rebound (3)                                      |
| 11:43     |  |              |           | 3 CURRY M 2pt FG in the paint, layup missed                            |
| 11:40     | 4 LOVETT E defensive rebound (1)                   |              |           |  |
| 11:28     | 35 MASON A 2pt FG in the paint, layup made (4)     | <b>41-46</b> | <b>-5</b> |  |
| 11:28     | 4 LOVETT E assist (2)                              |              |           |  |
| 11:00     |  |              |           | 23 TRICE A 2pt FG in the paint, layup missed                           |
| 10:59     | 35 MASON A defensive rebound (3)                   |              |           |  |
| 10:59     | 35 MASON A foul drawn (2)                          |              |           | 22 EZIKPE K foul personal (3 - 6)                                      |
| 10:59     | 21 NUNEZ J substitution out                        |              |           |  |
| 10:59     | 11 BREWER T substitution in                        |              |           |  |
| 10:59     |  |              |           | 3 CURRY M substitution out   |
| 10:59     |  |              |           | 23 TRICE A substitution out  |
| 10:59     |  |              |           | 12 HUNTER J substitution in  |
| 10:59     |  |              |           | 15 REECE J substitution in   |
| 10:48     | 3 HAWKINS J 3pt FG , jump shot missed              |              |           |  |
| 10:44     |  |              |           | 10 GREEN X defensive rebound (5)                                       |
| 10:26     | 11 BREWER T foul personal (4 - 8)                  |              |           | 15 REECE J foul drawn (3)  |
| 10:26     | 11 BREWER T substitution out                       |              |           |  |
| 10:26     | 10 DAVIS R substitution in                         |              |           |  |
| 10:26     |  |              |           | 15 REECE J 1&1 free throw 1 missed                                     |
| 10:24     | 10 DAVIS R defensive rebound (9)                   |              |           |  |
| 10:14     | 4 LOVETT E 3pt FG , jump shot missed               |              |           |  |
| 10:12     |  |              |           | 12 HUNTER J defensive rebound (2)                                      |
| 10:12     | 10 DAVIS R foul personal (3 - 9)                   |              |           | 12 HUNTER J foul drawn (4)   |
| 10:12     | 3 HAWKINS J substitution out                       |              |           |  |
| 10:12     | 23 KRIVOKAPIC P substitution in                    |              |           |  |
| 10:12     |  | <b>41-47</b> | <b>-6</b> | 12 HUNTER J 1&1 free throw 1 made (4)                                  |
| 10:12     |  | <b>41-48</b> | <b>-7</b> | 12 HUNTER J 1&1 free throw 2 made (5)                                  |
| 09:57     | 4 LOVETT E turnover lost ball (2)                  |              |           | 15 REECE J steal (2)   |
| 09:41     |  | <b>41-50</b> | <b>-9</b> | 12 HUNTER J 2pt FG from turnover outside the paint, jump shot made (7) |



**Old Dominion at FIU**

**Officials:**

| Game Time | FIUM  | Score        | Diff      | ODOM  |
|-----------|---|--------------|-----------|---|
| 09:18     | 35 MASON A foul drawn (3)   |              |           | 15 REECE J foul shooting (1 - 7)                                      |
| 09:18     | 35 MASON A free throw 1 - 2 made (5)                              | <b>42-50</b> | <b>-8</b> |   |
| 09:18     |   |              |           | 15 REECE J substitution out   |
| 09:18     |   |              |           | 0 LONG M substitution in  |
| 09:18     | 35 MASON A free throw 2 - 2 made (6)                              | <b>43-50</b> | <b>-7</b> |   |
| 08:59     |   |              |           | 10 GREEN X 2pt FG in the paint, driving layup missed                  |
| 08:56     | 35 MASON A defensive rebound (4)                                  |              |           |   |
| 08:41     | 10 DAVIS R 2pt FG in the paint, driving layup made (15)           | <b>45-50</b> | <b>-5</b> |   |
| 08:41     | 4 LOVETT E assist (3)   |              |           |   |
| 08:22     |   |              |           | 12 HUNTER J 2pt FG outside the paint, jump shot missed                |
| 08:19     | 23 KRIVOKAPIC P defensive rebound (2)                             |              |           |   |
| 08:14     | 5 DAYE, JR. A foul drawn (2)                                      |              |           | 0 LONG M foul personal (2 - 8)  |
| 08:14     |   |              |           | 12 HUNTER J substitution out  |
| 08:14     |   |              |           | 22 EZIKPE K substitution out  |
| 08:14     |   |              |           | 3 CURRY M substitution in   |
| 08:14     |   |              |           | 23 TRICE A substitution in  |
| 08:14     | 5 DAYE, JR. A 1&1 free throw 1 made (3)                           | <b>46-50</b> | <b>-4</b> |   |
| 08:14     | 5 DAYE, JR. A 1&1 free throw 2 made (4)                           | <b>47-50</b> | <b>-3</b> |   |
| 08:14     | 5 DAYE, JR. A substitution out                                    |              |           |   |
| 08:14     | 35 MASON A substitution out                                       |              |           |   |
| 08:14     | 11 BREWER T substitution in                                       |              |           |   |
| 08:14     | 12 WILCOX D substitution in                                       |              |           |   |
| 07:57     |   |              |           | 10 GREEN X 3pt FG , jump shot missed                                  |
| 07:52     |   |              |           | 0 LONG M offensive rebound (1)  |
| 07:45     |   | <b>47-53</b> | <b>-6</b> | 0 LONG M 3pt FG second chance, jump shot made (6)                     |
| 07:45     |   |              |           | 23 TRICE A assist (2)   |
| 07:22     | 4 LOVETT E 2pt FG outside the paint, step back jump shot made (7) | <b>49-53</b> | <b>-4</b> |   |
| 06:58     |   | <b>49-55</b> | <b>-6</b> | 11 OLIVER A 2pt FG in the paint, jump shot made (7)                   |
| 06:56     | Timeout media   |              |           |   |
| 06:56     | 11 BREWER T substitution out                                      |              |           |   |
| 06:56     | 5 DAYE, JR. A substitution in                                     |              |           |   |
| 06:56     |   |              |           | 11 OLIVER A substitution out  |
| 06:56     |   |              |           | 15 REECE J substitution in  |
| 06:37     | 5 DAYE, JR. A turnover lost ball (6)                              |              |           | 10 GREEN X steal (2)  |
| 06:32     |   | <b>49-57</b> | <b>-8</b> | 0 LONG M 2pt FG fast break from turnover in the paint, dunk, made (8) |
| 06:32     |   |              |           | 10 GREEN X assist (3)   |
| 06:13     | 4 LOVETT E 3pt FG , jump shot made (10)                           | <b>52-57</b> | <b>-5</b> |   |
| 06:13     | 10 DAVIS R assist (4)   |              |           |   |
| 05:50     |   |              |           | 3 CURRY M 3pt FG , jump shot missed                                   |
| 05:46     | 12 WILCOX D defensive rebound (5)                                 |              |           |   |
| 05:39     | 23 KRIVOKAPIC P 2pt FG outside the paint, jump shot missed        |              |           |   |
| 05:35     |   |              |           | 23 TRICE A defensive rebound (4)                                      |
| 05:31     |   |              |           | 0 LONG M 2pt FG in the paint, layup missed                            |
| 05:28     | 5 DAYE, JR. A defensive rebound (4)                               |              |           |   |
| 05:20     | 10 DAVIS R 3pt FG , jump shot made (18)                           | <b>55-57</b> | <b>-2</b> |   |
| 05:20     | 5 DAYE, JR. A assist (3)  |              |           |   |
| 05:02     |   |              |           | 0 LONG M 3pt FG , jump shot missed                                    |
| 04:58     |   |              |           | 23 TRICE A offensive rebound (5)                                      |



Officials:

| Game Time | FIUM  | Score | Diff | ODOM  |
|-----------|---|-------|------|---|
| 04:50     |   |       |      | 3 CURRY M turnover travel (6)                         |
| 04:44     | 12 WILCOX D substitution out                                    |       |      |   |
| 04:44     | 23 KRIVOKAPIC P substitution out                                |       |      |   |
| 04:44     | 00 CARRIGAN D substitution in                                   |       |      |   |
| 04:44     | 21 NUNEZ J substitution in                                      |       |      |   |
| 04:44     |   |       |      | 15 REECE J substitution out                           |
| 04:44     |   |       |      | 23 TRICE A substitution out                           |
| 04:44     |   |       |      | 11 OLIVER A substitution in                           |
| 04:44     |   |       |      | 22 EZIKPE K substitution in                           |
| 04:40     | 10 DAVIS R 3pt FG from turnover, jump shot missed               |       |      |   |
| 04:39     |   |       |      | 11 OLIVER A defensive rebound (4)                     |
| 04:39     | 00 CARRIGAN D foul personal (5 - 10)                            |       |      | 11 OLIVER A foul drawn (2)                            |
| 04:39     | 00 CARRIGAN D substitution out                                  |       |      |   |
| 04:39     | 35 MASON A substitution in                                      |       |      |   |
| 04:39     |   | 55-58 | -3   | 11 OLIVER A free throw 1 - 2 made (8)                 |
| 04:39     |   | 55-59 | -4   | 11 OLIVER A free throw 2 - 2 made (9)                 |
| 04:21     | 5 DAYE, JR. A foul drawn (3)                                    |       |      | 10 GREEN X foul shooting (2 - 9)                      |
| 04:21     | 5 DAYE, JR. A free throw 1 - 2 made (5)                         | 56-59 | -3   |   |
| 04:21     | 5 DAYE, JR. A free throw 2 - 2 made (6)                         | 57-59 | -2   |   |
| 03:54     |   |       |      | 3 CURRY M 2pt FG in the paint, driving layup missed   |
| 03:50     | 10 DAVIS R defensive rebound (10)                               |       |      |   |
| 03:50     | Timeout 60 Sec  |       |      |   |
| 03:50     | 21 NUNEZ J substitution out                                     |       |      |   |
| 03:50     | 11 BREWER T substitution in                                     |       |      |   |
| 03:25     | 35 MASON A 2pt FG in the paint, jump shot made (8)              | 59-59 | 0    |   |
| 03:25     | 11 BREWER T assist (4)  |       |      |   |
| 02:56     |   |       |      | 10 GREEN X 2pt FG outside the paint, jump shot missed |
| 02:55     | defensive rebound (33)  |       |      |   |
| 02:55     | 4 LOVETT E foul drawn (3)                                       |       |      | 22 EZIKPE K foul personal (4 - 10)                    |
| 02:55     | 4 LOVETT E free throw fast break 1 - 2 missed                   |       |      |   |
| 02:55     | offensive dead ball rebound (2)                                 |       |      |   |
| 02:55     |   |       |      | 22 EZIKPE K substitution out                          |
| 02:55     |   |       |      | 23 TRICE A substitution in                            |
| 02:55     | 4 LOVETT E free throw fast break 2 - 2 made (11)                | 60-59 | 1    |   |
| 02:37     | 5 DAYE, JR. A foul drawn (4)                                    |       |      | 3 CURRY M foul offensive (3 - 11)                     |
| 02:37     |   |       |      | 3 CURRY M turnover offensive (7)                      |
| 02:11     | 11 BREWER T 2pt FG from turnover in the paint, jump shot missed |       |      |   |
| 02:09     | 35 MASON A offensive rebound (5)                                |       |      |   |
| 02:09     | 35 MASON A foul drawn (4)                                       |       |      | 10 GREEN X foul shooting (3 - 12)                     |
| 02:09     | 35 MASON A free throw 1 - 2 missed                              |       |      |   |
| 02:09     | offensive dead ball rebound (3)                                 |       |      |   |
| 02:09     | 35 MASON A free throw 2 - 2 made (9)                            | 61-59 | 2    |   |
| 01:53     | 35 MASON A foul shooting (3 - 11)                               |       |      | 10 GREEN X foul drawn (1)                             |
| 01:53     |   |       |      | 10 GREEN X free throw 1 - 2 missed                    |
| 01:53     |   |       |      | offensive dead ball rebound (2)                       |
| 01:53     |   |       |      | 0 LONG M substitution out                             |
| 01:53     |   |       |      | 15 REECE J substitution in                            |
| 01:53     |   | 61-60 | 1    | 10 GREEN X free throw 2 - 2 made (3)                  |



## Old Dominion at FIU

01/02/21 Ocean Bank Convocation Center, Miami, FL  
2020-21 Men's Basketball

Game Time: 3:00 PM

Game Duration: 2:01

Attendance: 149

Officials:

| Game Time              | FIUM   | Score | Diff | ODOM  |
|------------------------|--|-------|------|---|
| 01:36                  | 10 DAVIS R 3pt FG , jump shot missed                                     |       |      |   |
| 01:32                  |  |       |      | 15 REECE J defensive rebound (4)                      |
| 01:23                  | 35 MASON A steal (1)   |       |      | 3 CURRY M turnover lost ball (8)                      |
| 01:14                  | 11 BREWER T 3pt FG from turnover, jump shot missed                       |       |      |   |
| 01:06                  | 35 MASON A offensive rebound (6)   |       |      |   |
| 01:06                  | 35 MASON A 2pt FG from turnover second chance in the paint, dunk, missed |       |      |   |
| 01:04                  |  |       |      | 3 CURRY M defensive rebound (2)                       |
| 01:03                  | 11 BREWER T foul shooting (5 - 12)                                       |       |      | 3 CURRY M foul drawn (3)                              |
| 01:03                  | 11 BREWER T substitution out   |       |      |   |
| 01:03                  | 21 NUNEZ J substitution in   |       |      |   |
| 01:03                  |  |       |      | 23 TRICE A substitution out                           |
| 01:03                  |  |       |      | 22 EZIKPE K substitution in                           |
| 01:03                  |  | 61-61 | 0    | 3 CURRY M free throw fast break 1 - 2 made (24)       |
| 01:03                  |  | 61-62 | -1   | 3 CURRY M free throw fast break 2 - 2 made (25)       |
| 00:54                  | 5 DAYE, JR. A turnover bad pass (7)                                      |       |      |   |
| 00:38                  |  | 61-65 | -4   | 11 OLIVER A 3pt FG from turnover, jump shot made (12) |
| 00:38                  |  |       |      | 3 CURRY M assist (2)                                  |
| 00:27                  | 5 DAYE, JR. A turnover bad pass (8)                                      |       |      |   |
| 00:27                  | Timeout 30 Sec   |       |      |   |
| 00:26                  | 21 NUNEZ J foul personal (1 - 13)  |       |      | 22 EZIKPE K foul drawn (5)                            |
| 00:26                  |  | 61-66 | -5   | 22 EZIKPE K free throw 1 - 2 made (5)                 |
| 00:26                  |  | 61-67 | -6   | 22 EZIKPE K free throw 2 - 2 made (6)                 |
| 00:15                  | 21 NUNEZ J 3pt FG , jump shot made (3)                                   | 64-67 | -3   |   |
| 00:15                  | 5 DAYE, JR. A assist (4)   |       |      |   |
| 00:13                  | Timeout 60 Sec   |       |      |   |
| 00:13                  | 35 MASON A substitution out  |       |      |   |
| 00:13                  | 23 KRIVOKAPIC P substitution in  |       |      |   |
| 00:11                  | 10 DAVIS R foul personal (4 - 14)  |       |      | 11 OLIVER A foul drawn (3)                            |
| 00:11                  |  | 64-68 | -4   | 11 OLIVER A free throw 1 - 2 made (13)                |
| 00:11                  |  | 64-69 | -5   | 11 OLIVER A free throw 2 - 2 made (14)                |
| 00:08                  | 5 DAYE, JR. A 3pt FG , jump shot missed                                  |       |      |   |
| 00:02                  |  |       |      | 22 EZIKPE K defensive rebound (6)                     |
| 00:02                  | 4 LOVETT E foul personal (2 - 15)  |       |      | 3 CURRY M foul drawn (4)                              |
| 00:02                  |  | 64-70 | -6   | 3 CURRY M free throw 1 - 2 made (26)                  |
| 00:02                  |  | 64-71 | -7   | 3 CURRY M free throw 2 - 2 made (27)                  |
| 00:00                  | 5 DAYE, JR. A 2pt FG in the paint, layup made (8)                        | 66-71 | -5   |   |
| <b>END OF GAME</b>     |  |       |      |   |
| <b>FIUM 66-71 ODOM</b> |  |       |      |   |



Officials:

Old Dominion - 38

| NO.           | Name          | Min     | FG    |     |       | Rebounds |    |     | Fouls |    | TP | AS | TO | ST | Blocks |    | +/- |
|---------------|---------------|---------|-------|-----|-------|----------|----|-----|-------|----|----|----|----|----|--------|----|-----|
|               |               |         | M-A   | M-A | M-A   | OR       | DR | TOT | PF    | FD |    |    |    |    | BS     | BA |     |
| 15            | Joe Reece     | F 09:50 | 0-0   | 0-0 | 0-1   | 1        | 1  | 2   | 1     | 2  | 0  | 0  | 0  | 2  | 0      | 0  | 6   |
| 22            | Kalu Ezikpe   | F 12:23 | 0-1   | 0-0 | 3-4   | 0        | 2  | 2   | 3     | 3  | 3  | 0  | 1  | 0  | 0      | 1  | 0   |
| 3             | Malik Curry   | G 15:49 | 2-7   | 1-3 | 4-4   | 0        | 1  | 1   | 3     | 2  | 9  | 1  | 6  | 0  | 0      | 0  | -5  |
| 10            | Xavier Green  | G 19:33 | 1-4   | 0-1 | 1-2   | 0        | 2  | 2   | 2     | 1  | 3  | 2  | 1  | 2  | 0      | 0  | -5  |
| 11            | A.J. Oliver   | G 16:59 | 3-3   | 1-1 | 4-4   | 0        | 2  | 2   | 1     | 2  | 11 | 0  | 0  | 0  | 0      | 0  | -3  |
| 23            | Austin Trice  | 11:22   | 1-3   | 0-0 | 1-2   | 3        | 1  | 4   | 1     | 3  | 3  | 2  | 0  | 1  | 0      | 0  | -8  |
| 0             | Mekhi Long    | 08:51   | 2-4   | 1-2 | 0-0   | 1        | 0  | 1   | 1     | 0  | 5  | 0  | 0  | 0  | 0      | 0  | -14 |
| 12            | Jaylin Hunter | 05:13   | 1-2   | 0-0 | 2-2   | 0        | 1  | 1   | 0     | 2  | 4  | 0  | 1  | 0  | 0      | 0  | -1  |
| Team          |               |         |       |     |       | 0        | 1  | 1   |       |    | 0  |    | 0  |    |        |    |     |
| <b>Totals</b> |               |         | 10-24 | 3-7 | 15-19 | 5        | 11 | 16  | 12    | 15 | 38 | 5  | 9  | 5  | 0      | 1  | -6  |

| Shooting By Period  |       |       |
|---------------------|-------|-------|
| 2 <sup>nd</sup> FG% | 10-24 | 41.7% |
| 3PT%                | 3-7   | 42.9% |
| FT%                 | 15-19 | 78.9% |
| GM FG%              | 10-24 | 41.7% |
| 3PT%                | 3-7   | 42.9% |
| FT%                 | 15-19 | 78.9% |

Dead Ball Rebounds: 1, 0

Technical Fouls::NONE

FIU - 44

| NO.           | Name              | Min     | FG    |      |       | Rebounds |    |     | Fouls |    | TP | AS | TO | ST | Blocks |    | +/- |
|---------------|-------------------|---------|-------|------|-------|----------|----|-----|-------|----|----|----|----|----|--------|----|-----|
|               |                   |         | M-A   | M-A  | M-A   | OR       | DR | TOT | PF    | FD |    |    |    |    | BS     | BA |     |
| 00            | Dimon Carrigan    | F 02:41 | 1-1   | 0-0  | 0-0   | 2        | 0  | 2   | 3     | 0  | 2  | 0  | 1  | 0  | 1      | 0  | 2   |
| 10            | Radshad Davis     | F 16:31 | 3-7   | 1-4  | 3-3   | 0        | 3  | 3   | 3     | 2  | 10 | 2  | 1  | 0  | 0      | 0  | 4   |
| 4             | Eric Lovett       | G 17:59 | 3-6   | 2-4  | 1-2   | 0        | 1  | 1   | 2     | 2  | 9  | 2  | 1  | 0  | 0      | 0  | 2   |
| 5             | Antonio Daye, Jr. | G 18:42 | 1-3   | 0-1  | 4-4   | 0        | 2  | 2   | 0     | 4  | 6  | 2  | 3  | 3  | 0      | 0  | 9   |
| 11            | Tevin Brewer      | G 11:55 | 0-2   | 0-1  | 0-0   | 0        | 0  | 0   | 3     | 0  | 0  | 3  | 1  | 1  | 0      | 0  | 4   |
| 35            | Anthony Mason     | 10:31   | 3-4   | 0-0  | 3-4   | 2        | 3  | 5   | 2     | 3  | 9  | 0  | 1  | 1  | 0      | 0  | 4   |
| 12            | Dante Wilcox      | 06:34   | 2-2   | 0-0  | 1-2   | 2        | 1  | 3   | 1     | 1  | 5  | 0  | 0  | 0  | 0      | 0  | 2   |
| 21            | Jonathan Nunez    | 06:54   | 1-1   | 1-1  | 0-0   | 0        | 0  | 0   | 1     | 0  | 3  | 0  | 0  | 0  | 0      | 0  | 0   |
| 3             | Javaunte Hawkins  | 02:31   | 0-3   | 0-3  | 0-0   | 0        | 0  | 0   | 0     | 0  | 0  | 0  | 0  | 0  | 0      | 0  | 2   |
| 23            | Petar Krivokapic  | 05:42   | 0-1   | 0-0  | 0-0   | 0        | 1  | 1   | 0     | 0  | 0  | 0  | 0  | 0  | 0      | 0  | 1   |
| Team          |                   |         |       |      |       | 0        | 1  | 1   |       |    | 0  |    | 0  |    |        |    |     |
| <b>Totals</b> |                   |         | 14-30 | 4-14 | 12-15 | 6        | 12 | 18  | 15    | 12 | 44 | 9  | 8  | 5  | 1      | 0  | 6   |

| Shooting By Period  |       |       |
|---------------------|-------|-------|
| 2 <sup>nd</sup> FG% | 14-30 | 46.7% |
| 3PT%                | 4-14  | 28.6% |
| FT%                 | 12-15 | 80%   |
| GM FG%              | 14-30 | 46.7% |
| 3PT%                | 4-14  | 28.6% |
| FT%                 | 12-15 | 80.0% |

Dead Ball Rebounds: 2, 0

Technical Fouls::NONE

|                  | ODOM                       | FIUM                     |
|------------------|----------------------------|--------------------------|
| Biggest lead     | 13 (2 <sup>nd</sup> 16:09) | 2 (2 <sup>nd</sup> 2:09) |
| Best Scoring Run | 8(2 <sup>nd</sup> 0:26)    | 6(2 <sup>nd</sup> 14:44) |
| Lead Changes     | 2                          |                          |
| Times Tied       | 2                          |                          |
| Time with Lead   | 17:13                      | 01:52                    |

|               | ODOM | FIUM |
|---------------|------|------|
| Points from   |      |      |
| Turnovers     | 12   | 3    |
| Paint         | 10   | 18   |
| Second Chance | 6    | 6    |
| Fast Breaks   | 6    | 6    |
| Bench         | 12   | 17   |

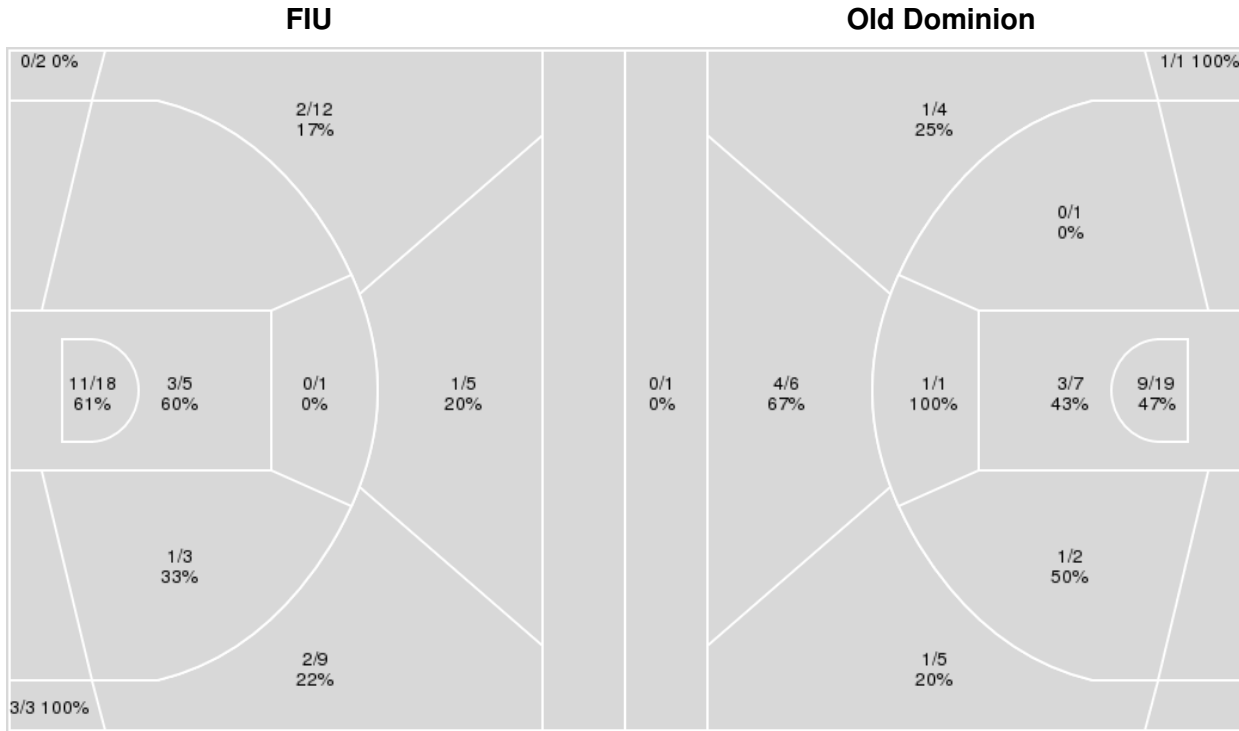
|      | Period by Period Scoring |     |     |
|------|--------------------------|-----|-----|
|      | 1st                      | 2nd | TOT |
| ODOM | 33                       | 38  | 71  |
| FIUM | 22                       | 44  | 66  |



**Officials:**

{ Players => All; } FG Types => All; Results => All;

{ Players => All; } FG Types => All; Results => All;



| FIU         | M/A   | %  |
|-------------|-------|----|
| Field Goals | 23/58 | 40 |
| 2 Points    | 15/27 | 56 |
| 3 Points    | 8/31  | 26 |
| Free Throws | 12/15 | 80 |

| Old Dominion | M/A   | %  |
|--------------|-------|----|
| Field Goals  | 21/47 | 45 |
| 2 Points     | 14/30 | 47 |
| 3 Points     | 7/17  | 41 |
| Free Throws  | 22/29 | 76 |



## Old Dominion at FIU

01/02/21 Ocean Bank Convocation Center, Miami, FL  
2020-21 Men's BasketballGame Time: 3:00 PM  
Game Duration: 2:01  
Attendance: 149

Officials:

## Old Dominion

| No | Name          | Mins  |       | Score   |         | Points Diff |     | Points per Min |      | Assists |     | Rebounds |     | Steals |     | Turnovers |     |
|----|---------------|-------|-------|---------|---------|-------------|-----|----------------|------|---------|-----|----------|-----|--------|-----|-----------|-----|
|    |               | On    | Off   | On      | Off     | On          | Off | On             | Off  | On      | Off | On       | Off | On     | Off | On        | Off |
| 0  | Mekhi Long    | 14:17 | 25:43 | 20 - 25 | 51 - 41 | -5          | 10  | 1.40           | 1.98 | 3       | 6   | 8        | 23  | 4      | 7   | 5         | 16  |
| 3  | Malik Curry   | 34:52 | 05:08 | 65 - 59 | 6 - 7   | 6           | -1  | 1.86           | 1.17 | 9       | 0   | 29       | 2   | 10     | 1   | 19        | 2   |
| 10 | Xavier Green  | 36:50 | 03:10 | 71 - 61 | 0 - 5   | 10          | -5  | 1.93           | 0.00 | 9       | 0   | 28       | 3   | 11     | 0   | 18        | 3   |
| 11 | A.J. Oliver   | 35:36 | 04:24 | 64 - 59 | 7 - 7   | 5           | 0   | 1.80           | 1.59 | 7       | 2   | 27       | 4   | 8      | 3   | 18        | 3   |
| 12 | Jaylin Hunter | 11:21 | 28:39 | 17 - 13 | 54 - 53 | 4           | 1   | 1.50           | 1.88 | 2       | 7   | 8        | 23  | 3      | 8   | 7         | 14  |
| 15 | Joe Reece     | 21:24 | 18:36 | 43 - 41 | 28 - 25 | 2           | 3   | 2.01           | 1.51 | 5       | 4   | 18       | 13  | 7      | 4   | 12        | 9   |
| 22 | Kalu Ezikpe   | 29:08 | 10:52 | 47 - 46 | 24 - 20 | 1           | 4   | 1.61           | 2.21 | 5       | 4   | 23       | 8   | 8      | 3   | 16        | 5   |
| 23 | Austin Trice  | 16:32 | 23:28 | 28 - 26 | 43 - 40 | 2           | 3   | 1.69           | 1.83 | 5       | 4   | 14       | 17  | 4      | 7   | 10        | 11  |

## FIU

| No | Name              | Mins  |       | Score   |         | Points Diff |     | Points per Min |      | Assists |     | Rebounds |     | Steals |     | Turnovers |     |
|----|-------------------|-------|-------|---------|---------|-------------|-----|----------------|------|---------|-----|----------|-----|--------|-----|-----------|-----|
|    |                   | On    | Off   | On      | Off     | On          | Off | On             | Off  | On      | Off | On       | Off | On     | Off | On        | Off |
| 00 | Dimon Carrigan    | 10:10 | 29:50 | 19 - 13 | 47 - 58 | 6           | -11 | 1.87           | 1.58 | 4       | 11  | 9        | 26  | 3      | 6   | 5         | 18  |
| 2  | DJ Mitchell       | 02:22 | 37:38 | 0 - 5   | 66 - 66 | -5          | 0   | 0.00           | 1.75 | 0       | 15  | 1        | 34  | 0      | 9   | 4         | 19  |
| 3  | Javaunte Hawkins  | 06:01 | 33:59 | 5 - 9   | 61 - 62 | -4          | -1  | 0.83           | 1.79 | 2       | 13  | 7        | 28  | 2      | 7   | 6         | 17  |
| 4  | Eric Lovett       | 32:59 | 07:01 | 57 - 60 | 9 - 11  | -3          | -2  | 1.73           | 1.28 | 13      | 2   | 29       | 6   | 6      | 3   | 15        | 8   |
| 5  | Antonio Daye, Jr. | 35:15 | 04:45 | 61 - 63 | 5 - 8   | -2          | -3  | 1.73           | 1.05 | 14      | 1   | 31       | 4   | 9      | 0   | 20        | 3   |
| 10 | Radshad Davis     | 34:02 | 05:58 | 62 - 60 | 4 - 11  | 2           | -7  | 1.82           | 0.67 | 13      | 2   | 31       | 4   | 6      | 3   | 18        | 5   |
| 11 | Tevin Brewer      | 25:26 | 14:34 | 42 - 32 | 24 - 39 | 10          | -15 | 1.65           | 1.65 | 9       | 6   | 23       | 12  | 7      | 2   | 11        | 12  |
| 12 | Dante Wilcox      | 10:17 | 29:43 | 19 - 18 | 47 - 53 | 1           | -6  | 1.85           | 1.58 | 4       | 11  | 10       | 25  | 2      | 7   | 3         | 20  |
| 21 | Jonathan Nunez    | 06:54 | 33:06 | 17 - 17 | 49 - 54 | 0           | -5  | 2.46           | 1.48 | 4       | 11  | 6        | 29  | 4      | 5   | 4         | 19  |
| 23 | Petar Krivokapic  | 10:46 | 29:14 | 19 - 22 | 47 - 49 | -3          | -2  | 1.76           | 1.61 | 4       | 11  | 9        | 26  | 1      | 8   | 6         | 17  |
| 35 | Anthony Mason     | 19:19 | 20:41 | 26 - 36 | 40 - 35 | -10         | 5   | 1.35           | 1.93 | 7       | 8   | 16       | 19  | 4      | 5   | 15        | 8   |
| 55 | Cameron Corcoran  | 06:29 | 33:31 | 3 - 20  | 63 - 51 | -17         | 12  | 0.46           | 1.88 | 1       | 14  | 3        | 32  | 1      | 8   | 8         | 15  |

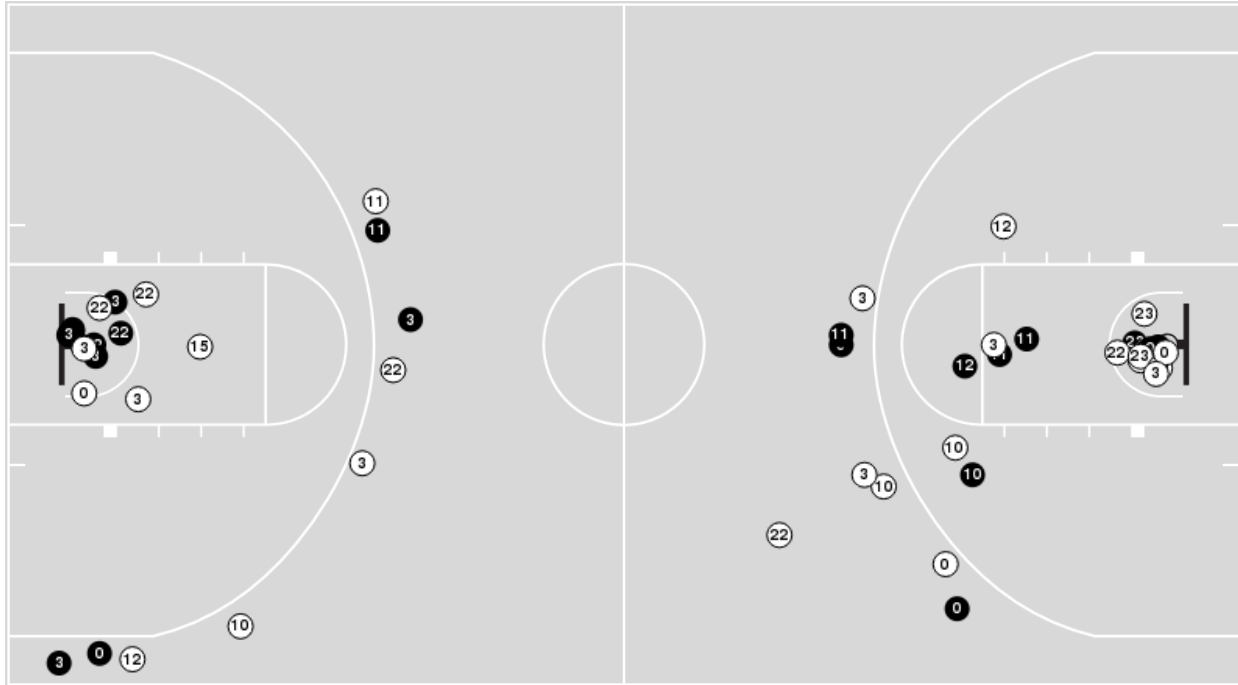




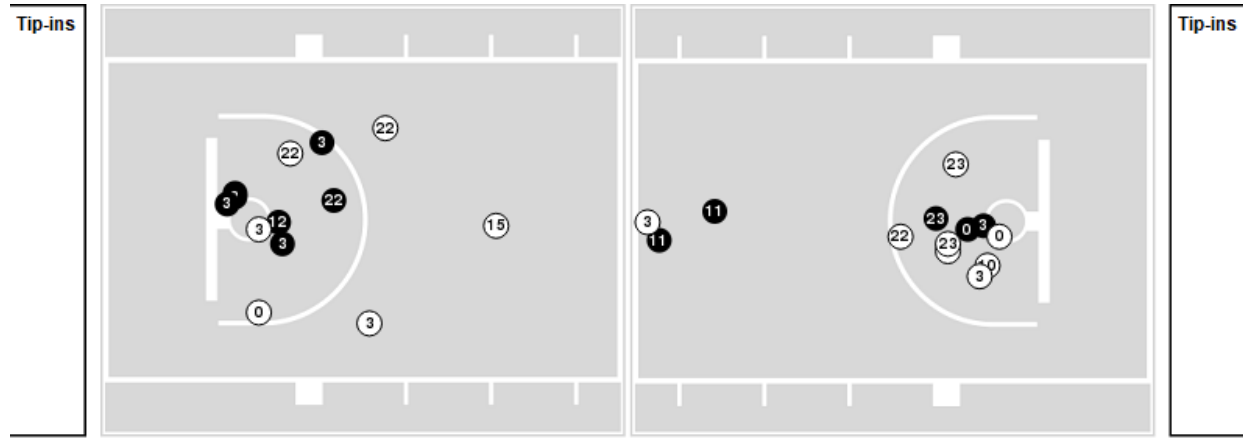
Officials:

Players => AllFG Types=>AllResults=>All  
**Old Dominion**

**All Field Goals**



**Blow Up Chart**



● Made ○ Missed N - Player Number

| Old Dominion | M/A   | %  |
|--------------|-------|----|
| Field Goals  | 21/47 | 45 |
| 2 Points     | 14/30 | 47 |
| 3 Points     | 7/17  | 41 |
| Free Throws  | 22/29 | 76 |

| Old Dominion         | M/A          | %  |
|----------------------|--------------|----|
| Points in the Paint  | 24 (12 / 26) | 46 |
| Fast Break Points    | 18 (10/11)   | 91 |
| Second Chance Points | 6 (3/6)      | 50 |
| Effective FG%        | 52           |    |

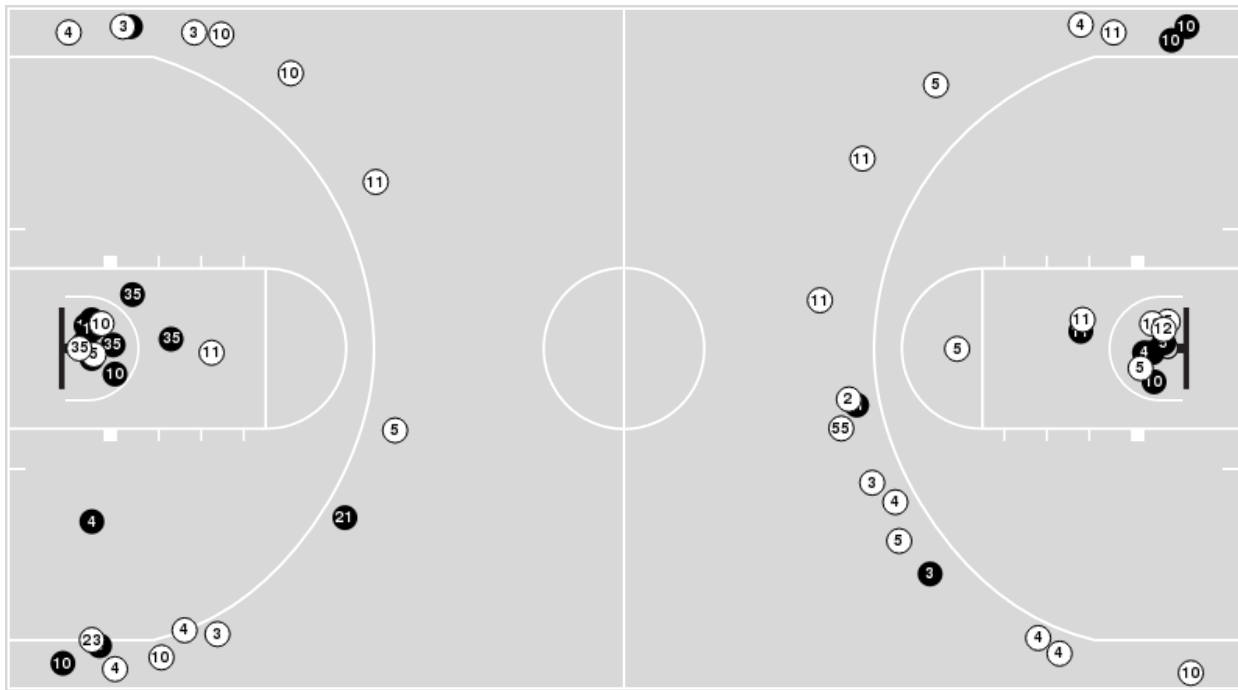


Officials:

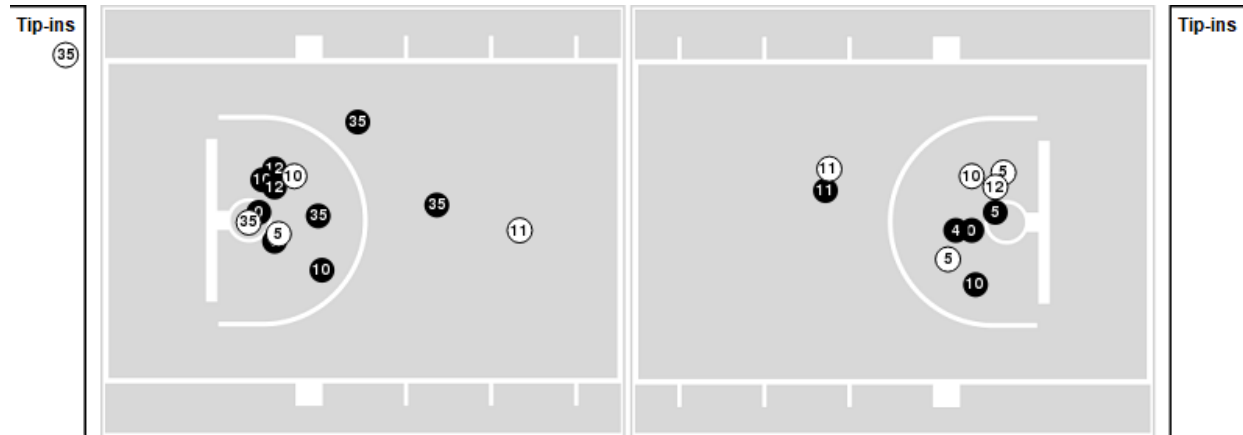
Players => AllFG Types=>AllResults=>All

**FIU**

**All Field Goals**



**Blow Up Chart**



● Made ○ Missed N - Player Number

| FIU         | M/A   | %  |
|-------------|-------|----|
| Field Goals | 23/58 | 40 |
| 2 Points    | 15/27 | 56 |
| 3 Points    | 8/31  | 26 |
| Free Throws | 12/15 | 80 |

| FIU                  | M/A          | %  |
|----------------------|--------------|----|
| Points in the Paint  | 28 (14 / 23) | 61 |
| Fast Break Points    | 14 (7/8)     | 88 |
| Second Chance Points | 10 (6/13)    | 46 |
| Effective FG%        | 47           |    |



Officials:

**Old Dominion**

| Lineup  | Quarter On | Time On | Quarter Off | Time Off | Time on Court | Score | Score Diff | Reb | Stl | Tov | Ass | PPP    |
|---|------------|---------|-------------|----------|---------------|-------|------------|-----|-----|-----|-----|--------|
| 3- Curry M/ 10- Green X/ 11- Oliver A/ 15- Reece J/ 22- Ezikpe K/   | 1          | 20:00   | 1           | 13:25    | 06:35         | 10-13 | -3         | 3   | 3   | 5   | 2   | 0.9091 |
| 3- Curry M/ 10- Green X/ 11- Oliver A/ 15- Reece J/ 23- Trice A/    | 1          | 13:25   | 1           | 12:55    | 00:30         | 2-0   | 2          | 1   | 0   | 0   | 0   | 2.2727 |
| 0- Long M/ 3- Curry M/ 10- Green X/ 11- Oliver A/ 23- Trice A/      | 1          | 12:55   | 1           | 11:23    | 01:32         | 7-0   | 7          | 0   | 2   | 0   | 1   | 2.0349 |
| 0- Long M/ 10- Green X/ 11- Oliver A/ 12- Hunter J/ 23- Trice A/    | 1          | 11:23   | 1           | 10:26    | 00:57         | 0-0   | 0          | 0   | 0   | 1   | 0   | 0.0000 |
| 3- Curry M/ 11- Oliver A/ 12- Hunter J/ 22- Ezikpe K/ 23- Trice A/  | 1          | 10:26   | 1           | 08:31    | 01:55         | 0-0   | 0          | 3   | 0   | 2   | 0   | 0.0000 |
| 3- Curry M/ 11- Oliver A/ 12- Hunter J/ 15- Reece J/ 22- Ezikpe K/  | 1          | 08:31   | 1           | 07:43    | 00:48         | 0-4   | -4         | 0   | 0   | 1   | 0   | 0.0000 |
| 0- Long M/ 3- Curry M/ 10- Green X/ 12- Hunter J/ 22- Ezikpe K/     | 1          | 07:43   | 1           | 06:20    | 01:23         | 3-0   | 3          | 1   | 1   | 1   | 0   | 1.0417 |
| 3- Curry M/ 10- Green X/ 11- Oliver A/ 12- Hunter J/ 22- Ezikpe K/  | 1          | 06:20   | 1           | 05:15    | 01:05         | 6-0   | 6          | 1   | 0   | 0   | 1   | 2.4590 |
| 3- Curry M/ 10- Green X/ 11- Oliver A/ 15- Reece J/ 22- Ezikpe K/   | 1          | 05:15   | 1           | 03:43    | 01:32         | 2-3   | -1         | 0   | 0   | 0   | 0   | 1.0000 |
| 3- Curry M/ 10- Green X/ 11- Oliver A/ 15- Reece J/ 23- Trice A/    | 1          | 03:43   | 1           | 03:27    | 00:16         | 1-0   | 1          | 0   | 0   | 0   | 0   | 1.1364 |
| 3- Curry M/ 10- Green X/ 11- Oliver A/ 15- Reece J/ 22- Ezikpe K/   | 1          | 03:27   | 1           | 01:34    | 01:53         | 1-0   | 1          | 4   | 0   | 2   | 0   | 0.2907 |
| 0- Long M/ 3- Curry M/ 10- Green X/ 11- Oliver A/ 22- Ezikpe K/     | 1          | 01:34   | 2           | 20:00    | 01:34         | 1-2   | -1         | 2   | 0   | 0   | 0   | 0.4098 |
| 3- Curry M/ 10- Green X/ 11- Oliver A/ 15- Reece J/ 22- Ezikpe K/   | 2          | 20:00   | 2           | 16:59    | 03:01         | 3-5   | -2         | 2   | 2   | 2   | 0   | 0.7732 |
| 3- Curry M/ 10- Green X/ 11- Oliver A/ 15- Reece J/ 23- Trice A/    | 2          | 16:59   | 2           | 15:56    | 01:03         | 6-4   | 2          | 1   | 0   | 0   | 1   | 2.4590 |
| 0- Long M/ 3- Curry M/ 10- Green X/ 11- Oliver A/ 23- Trice A/      | 2          | 15:56   | 2           | 15:11    | 00:45         | 0-3   | -3         | 1   | 0   | 1   | 0   | 0.0000 |
| 0- Long M/ 3- Curry M/ 11- Oliver A/ 12- Hunter J/ 23- Trice A/     | 2          | 15:11   | 2           | 14:44    | 00:27         | 0-1   | -1         | 0   | 0   | 0   | 0   | 0.0000 |
| 3- Curry M/ 10- Green X/ 12- Hunter J/ 22- Ezikpe K/ 23- Trice A/   | 2          | 14:44   | 2           | 13:55    | 00:49         | 2-1   | 1          | 1   | 1   | 1   | 1   | 1.0000 |
| 10- Green X/ 11- Oliver A/ 12- Hunter J/ 22- Ezikpe K/ 23- Trice A/ | 2          | 13:55   | 2           | 12:43    | 01:12         | 2-3   | -1         | 0   | 0   | 1   | 0   | 1.0000 |
| 0- Long M/ 10- Green X/ 11- Oliver A/ 22- Ezikpe K/ 23- Trice A/    | 2          | 12:43   | 2           | 12:29    | 00:14         | 0-0   | 0          | 0   | 0   | 0   | 0   | 0.0000 |
| 3- Curry M/ 10- Green X/ 11- Oliver A/ 22- Ezikpe K/ 23- Trice A/   | 2          | 12:29   | 2           | 10:59    | 01:30         | 0-2   | -2         | 2   | 0   | 1   | 0   | 0.0000 |
| 10- Green X/ 11- Oliver A/ 12- Hunter J/ 15- Reece J/ 22- Ezikpe K/ | 2          | 10:59   | 2           | 09:18    | 01:41         | 4-1   | 3          | 2   | 1   | 0   | 0   | 1.7241 |
| 0- Long M/ 10- Green X/ 11- Oliver A/ 12- Hunter J/ 22- Ezikpe K/   | 2          | 09:18   | 2           | 08:14    | 01:04         | 0-3   | -3         | 0   | 0   | 0   | 0   | 0.0000 |
| 0- Long M/ 3- Curry M/ 10- Green X/ 11- Oliver A/ 23- Trice A/      | 2          | 08:14   | 2           | 06:56    | 01:18         | 5-4   | 1          | 1   | 0   | 0   | 1   | 2.5000 |
| 0- Long M/ 3- Curry M/ 10- Green X/ 15- Reece J/ 23- Trice A/       | 2          | 06:56   | 2           | 04:44    | 02:12         | 2-6   | -4         | 2   | 1   | 1   | 1   | 0.5000 |
| 0- Long M/ 3- Curry M/ 10- Green X/ 11- Oliver A/ 22- Ezikpe K/     | 2          | 04:44   | 2           | 02:55    | 01:49         | 2-4   | -2         | 1   | 0   | 0   | 0   | 0.6944 |
| 0- Long M/ 3- Curry M/ 10- Green X/ 11- Oliver A/ 23- Trice A/      | 2          | 02:55   | 2           | 01:53    | 01:02         | 0-2   | -2         | 0   | 0   | 1   | 0   | 0.0000 |
| 3- Curry M/ 10- Green X/ 11- Oliver A/ 15- Reece J/ 23- Trice A/    | 2          | 01:53   | 2           | 01:03    | 00:50         | 1-0   | 1          | 2   | 0   | 1   | 0   | 0.6944 |
| 3- Curry M/ 10- Green X/ 11- Oliver A/ 15- Reece J/ 22- Ezikpe K/   | 2          | 01:03   | 2           | 00:00    | 01:03         | 11-5  | 6          | 1   | 0   | 0   | 1   | 2.4336 |



Officials:

**FIU**

| Lineup   | Quarter On | Time On | Quarter Off | Time Off | Time on Court | Score | Score Diff | Reb | Stl | Tov | Ass | PPP    |
|--|------------|---------|-------------|----------|---------------|-------|------------|-----|-----|-----|-----|--------|
| 00- Carrigan D/ 4- Lovett E/ 5- Daye, Jr. A/ 10- Davis R/ 11- Brewer T/      | 1          | 20:00   | 1           | 14:53    | 05:07         | 10-10 | 0          | 4   | 2   | 2   | 3   | 1.2500 |
| 3- Hawkins J/ 10- Davis R/ 11- Brewer T/ 23- Krivokapic P/ 35- Mason A/      | 1          | 14:53   | 1           | 13:52    | 01:01         | 3-0   | 3          | 2   | 0   | 2   | 1   | 0.7500 |
| 3- Hawkins J/ 5- Daye, Jr. A/ 23- Krivokapic P/ 35- Mason A/ 55- Corcoran C/ | 1          | 13:52   | 1           | 12:15    | 01:37         | 0-4   | -4         | 1   | 1   | 1   | 0   | 0.0000 |
| 2- Mitchell D/ 3- Hawkins J/ 5- Daye, Jr. A/ 35- Mason A/ 55- Corcoran C/    | 1          | 12:15   | 1           | 11:23    | 00:52         | 0-5   | -5         | 0   | 0   | 3   | 0   | 0.0000 |
| 2- Mitchell D/ 5- Daye, Jr. A/ 10- Davis R/ 11- Brewer T/ 35- Mason A/       | 1          | 11:23   | 1           | 09:53    | 01:30         | 0-0   | 0          | 1   | 0   | 1   | 0   | 0.0000 |
| 00- Carrigan D/ 4- Lovett E/ 5- Daye, Jr. A/ 10- Davis R/ 11- Brewer T/      | 1          | 09:53   | 1           | 07:43    | 02:10         | 4-0   | 4          | 2   | 1   | 1   | 0   | 1.0000 |
| 00- Carrigan D/ 4- Lovett E/ 5- Daye, Jr. A/ 10- Davis R/ 55- Corcoran C/    | 1          | 07:43   | 1           | 07:31    | 00:12         | 0-0   | 0          | 0   | 0   | 0   | 0   | 0.0000 |
| 4- Lovett E/ 5- Daye, Jr. A/ 10- Davis R/ 35- Mason A/ 55- Corcoran C/       | 1          | 07:31   | 1           | 03:43    | 03:48         | 3-11  | -8         | 2   | 0   | 4   | 1   | 0.4286 |
| 4- Lovett E/ 10- Davis R/ 11- Brewer T/ 12- Wilcox D/ 23- Krivokapic P/      | 1          | 03:43   | 1           | 01:17    | 02:26         | 0-3   | -3         | 2   | 0   | 1   | 0   | 0.0000 |
| 4- Lovett E/ 5- Daye, Jr. A/ 10- Davis R/ 11- Brewer T/ 12- Wilcox D/        | 1          | 01:17   | 2           | 20:00    | 01:17         | 2-0   | 2          | 3   | 0   | 0   | 1   | 1.0000 |
| 00- Carrigan D/ 4- Lovett E/ 5- Daye, Jr. A/ 10- Davis R/ 11- Brewer T/      | 2          | 20:00   | 2           | 17:24    | 02:36         | 5-3   | 2          | 3   | 0   | 2   | 1   | 1.2500 |
| 4- Lovett E/ 5- Daye, Jr. A/ 10- Davis R/ 11- Brewer T/ 35- Mason A/         | 2          | 17:24   | 2           | 16:59    | 00:25         | 0-0   | 0          | 0   | 0   | 0   | 0   | 0.0000 |
| 4- Lovett E/ 5- Daye, Jr. A/ 10- Davis R/ 11- Brewer T/ 12- Wilcox D/        | 2          | 16:59   | 2           | 15:56    | 01:03         | 4-6   | -2         | 1   | 0   | 0   | 0   | 2.0000 |
| 5- Daye, Jr. A/ 10- Davis R/ 11- Brewer T/ 12- Wilcox D/ 21- Nunez J/        | 2          | 15:56   | 2           | 13:55    | 02:01         | 5-2   | 3          | 2   | 2   | 1   | 1   | 1.3298 |
| 5- Daye, Jr. A/ 10- Davis R/ 11- Brewer T/ 21- Nunez J/ 35- Mason A/         | 2          | 13:55   | 2           | 13:55    | 00:00         | 1-0   | 1          | 0   | 0   | 0   | 0   | 2.2727 |
| 4- Lovett E/ 5- Daye, Jr. A/ 11- Brewer T/ 21- Nunez J/ 35- Mason A/         | 2          | 13:55   | 2           | 12:43    | 01:12         | 2-2   | 0          | 0   | 1   | 1   | 1   | 1.0000 |
| 3- Hawkins J/ 4- Lovett E/ 5- Daye, Jr. A/ 21- Nunez J/ 35- Mason A/         | 2          | 12:43   | 2           | 10:59    | 01:44         | 2-0   | 2          | 3   | 1   | 0   | 1   | 0.6667 |
| 3- Hawkins J/ 4- Lovett E/ 5- Daye, Jr. A/ 11- Brewer T/ 35- Mason A/        | 2          | 10:59   | 2           | 10:26    | 00:33         | 0-0   | 0          | 0   | 0   | 0   | 0   | 0.0000 |
| 3- Hawkins J/ 4- Lovett E/ 5- Daye, Jr. A/ 10- Davis R/ 35- Mason A/         | 2          | 10:26   | 2           | 10:12    | 00:14         | 0-0   | 0          | 1   | 0   | 0   | 0   | 0.0000 |
| 4- Lovett E/ 5- Daye, Jr. A/ 10- Davis R/ 23- Krivokapic P/ 35- Mason A/     | 2          | 10:12   | 2           | 08:14    | 01:58         | 6-4   | 2          | 2   | 0   | 1   | 1   | 1.5957 |
| 4- Lovett E/ 10- Davis R/ 11- Brewer T/ 12- Wilcox D/ 23- Krivokapic P/      | 2          | 08:14   | 2           | 06:56    | 01:18         | 2-5   | -3         | 0   | 0   | 0   | 0   | 2.0000 |
| 4- Lovett E/ 5- Daye, Jr. A/ 10- Davis R/ 12- Wilcox D/ 23- Krivokapic P/    | 2          | 06:56   | 2           | 04:44    | 02:12         | 6-2   | 4          | 2   | 0   | 1   | 2   | 1.5000 |
| 00- Carrigan D/ 4- Lovett E/ 5- Daye, Jr. A/ 10- Davis R/ 21- Nunez J/       | 2          | 04:44   | 2           | 04:39    | 00:05         | 0-0   | 0          | 0   | 0   | 0   | 0   | 0.0000 |
| 4- Lovett E/ 5- Daye, Jr. A/ 10- Davis R/ 21- Nunez J/ 35- Mason A/          | 2          | 04:39   | 2           | 03:50    | 00:49         | 2-2   | 0          | 1   | 0   | 0   | 0   | 2.2727 |
| 4- Lovett E/ 5- Daye, Jr. A/ 10- Davis R/ 11- Brewer T/ 35- Mason A/         | 2          | 03:50   | 2           | 01:03    | 02:47         | 4-1   | 3          | 3   | 1   | 0   | 1   | 0.8403 |
| 4- Lovett E/ 5- Daye, Jr. A/ 10- Davis R/ 21- Nunez J/ 35- Mason A/          | 2          | 01:03   | 2           | 00:13    | 00:49         | 3-7   | -4         | 0   | 0   | 2   | 1   | 1.0000 |
| 4- Lovett E/ 5- Daye, Jr. A/ 10- Davis R/ 21- Nunez J/ 23- Krivokapic P/     | 2          | 00:13   | 2           | 00:00    | 00:14         | 2-4   | -2         | 0   | 0   | 0   | 0   | 1.0000 |



**Officials:**

**Old Dominion**

| Lineup  | Time  | Score | Score Diff | Pts/Min | Reb | Stl | Tov | Ass | PPP    |
|---|-------|-------|------------|---------|-----|-----|-----|-----|--------|
| 3- Curry M/ 10- Green X/ 11- Oliver A/ 15- Reece J/ 22- Ezikpe K/   | 14:04 | 27-26 | 1          | 1.9194  | 10  | 5   | 9   | 3   | 1.0870 |
| 0- Long M/ 3- Curry M/ 10- Green X/ 11- Oliver A/ 23- Trice A/      | 04:37 | 12-9  | 3          | 2.5993  | 2   | 2   | 2   | 2   | 1.5228 |
| 0- Long M/ 3- Curry M/ 10- Green X/ 11- Oliver A/ 22- Ezikpe K/     | 03:23 | 3-6   | -3         | 0.8867  | 3   | 0   | 0   | 0   | 0.5639 |
| 3- Curry M/ 10- Green X/ 11- Oliver A/ 15- Reece J/ 23- Trice A/    | 02:39 | 10-4  | 6          | 3.7736  | 4   | 0   | 1   | 1   | 1.7730 |
| 0- Long M/ 3- Curry M/ 10- Green X/ 15- Reece J/ 23- Trice A/       | 02:12 | 2-6   | -4         | 0.9091  | 2   | 1   | 1   | 1   | 0.5000 |
| 3- Curry M/ 11- Oliver A/ 12- Hunter J/ 22- Ezikpe K/ 23- Trice A/  | 01:55 | 0-0   | 0          | 0.0000  | 3   | 0   | 2   | 0   | 0.0000 |
| 10- Green X/ 11- Oliver A/ 12- Hunter J/ 15- Reece J/ 22- Ezikpe K/ | 01:41 | 4-1   | 3          | 2.3762  | 2   | 1   | 0   | 0   | 1.7241 |
| 3- Curry M/ 10- Green X/ 11- Oliver A/ 22- Ezikpe K/ 23- Trice A/   | 01:30 | 0-2   | -2         | 0.0000  | 2   | 0   | 1   | 0   | 0.0000 |
| 0- Long M/ 3- Curry M/ 10- Green X/ 12- Hunter J/ 22- Ezikpe K/     | 01:23 | 3-0   | 3          | 2.1687  | 1   | 1   | 1   | 0   | 1.0417 |
| 10- Green X/ 11- Oliver A/ 12- Hunter J/ 22- Ezikpe K/ 23- Trice A/ | 01:12 | 2-3   | -1         | 1.6667  | 0   | 0   | 1   | 0   | 1.0000 |
| 3- Curry M/ 10- Green X/ 11- Oliver A/ 12- Hunter J/ 22- Ezikpe K/  | 01:05 | 6-0   | 6          | 5.5385  | 1   | 0   | 0   | 1   | 2.4590 |
| 0- Long M/ 10- Green X/ 11- Oliver A/ 12- Hunter J/ 22- Ezikpe K/   | 01:04 | 0-3   | -3         | 0.0000  | 0   | 0   | 0   | 0   | 0.0000 |
| 0- Long M/ 10- Green X/ 11- Oliver A/ 12- Hunter J/ 23- Trice A/    | 00:57 | 0-0   | 0          | 0.0000  | 0   | 0   | 1   | 0   | 0.0000 |
| 3- Curry M/ 10- Green X/ 12- Hunter J/ 22- Ezikpe K/ 23- Trice A/   | 00:49 | 2-1   | 1          | 2.4490  | 1   | 1   | 1   | 1   | 1.0000 |
| 3- Curry M/ 11- Oliver A/ 12- Hunter J/ 15- Reece J/ 22- Ezikpe K/  | 00:48 | 0-4   | -4         | 0.0000  | 0   | 0   | 1   | 0   | 0.0000 |
| 0- Long M/ 3- Curry M/ 11- Oliver A/ 12- Hunter J/ 23- Trice A/     | 00:27 | 0-1   | -1         | 0.0000  | 0   | 0   | 0   | 0   | 0.0000 |
| 0- Long M/ 10- Green X/ 11- Oliver A/ 22- Ezikpe K/ 23- Trice A/    | 00:14 | 0-0   | 0          | 0.0000  | 0   | 0   | 0   | 0   | 0.0000 |



**Officials:**

**FIU**

| Lineup   | Time  | Score | Score Diff | Pts/Min | Reb | Stl | Tov | Ass | PPP    |
|--|-------|-------|------------|---------|-----|-----|-----|-----|--------|
| 00- Carrigan D/ 4- Lovett E/ 5- Daye, Jr. A/ 10- Davis R/ 11- Brewer T/      | 09:53 | 19-13 | 6          | 1.9224  | 9   | 3   | 5   | 4   | 1.1875 |
| 4- Lovett E/ 5- Daye, Jr. A/ 10- Davis R/ 35- Mason A/ 55- Corcoran C/       | 03:48 | 3-11  | -8         | 0.7895  | 2   | 0   | 4   | 1   | 0.4286 |
| 4- Lovett E/ 10- Davis R/ 11- Brewer T/ 12- Wilcox D/ 23- Krivokapic P/      | 03:44 | 2-8   | -6         | 0.5357  | 2   | 0   | 1   | 0   | 0.4000 |
| 4- Lovett E/ 5- Daye, Jr. A/ 10- Davis R/ 11- Brewer T/ 35- Mason A/         | 03:12 | 4-1   | 3          | 1.2500  | 3   | 1   | 0   | 1   | 0.6944 |
| 4- Lovett E/ 5- Daye, Jr. A/ 10- Davis R/ 11- Brewer T/ 12- Wilcox D/        | 02:20 | 6-6   | 0          | 2.5714  | 4   | 0   | 0   | 1   | 1.5000 |
| 4- Lovett E/ 5- Daye, Jr. A/ 10- Davis R/ 12- Wilcox D/ 23- Krivokapic P/    | 02:12 | 6-2   | 4          | 2.7273  | 2   | 0   | 1   | 2   | 1.5000 |
| 5- Daye, Jr. A/ 10- Davis R/ 11- Brewer T/ 12- Wilcox D/ 21- Nunez J/        | 02:01 | 5-2   | 3          | 2.4793  | 2   | 2   | 1   | 1   | 1.3298 |
| 4- Lovett E/ 5- Daye, Jr. A/ 10- Davis R/ 23- Krivokapic P/ 35- Mason A/     | 01:58 | 6-4   | 2          | 3.0508  | 2   | 0   | 1   | 1   | 1.5957 |
| 3- Hawkins J/ 4- Lovett E/ 5- Daye, Jr. A/ 21- Nunez J/ 35- Mason A/         | 01:44 | 2-0   | 2          | 1.1538  | 3   | 1   | 0   | 1   | 0.6667 |
| 4- Lovett E/ 5- Daye, Jr. A/ 10- Davis R/ 21- Nunez J/ 35- Mason A/          | 01:38 | 5-9   | -4         | 3.0612  | 1   | 0   | 2   | 1   | 1.2887 |
| 3- Hawkins J/ 5- Daye, Jr. A/ 23- Krivokapic P/ 35- Mason A/ 55- Corcoran C/ | 01:37 | 0-4   | -4         | 0.0000  | 1   | 1   | 1   | 0   | 0.0000 |
| 2- Mitchell D/ 5- Daye, Jr. A/ 10- Davis R/ 11- Brewer T/ 35- Mason A/       | 01:30 | 0-0   | 0          | 0.0000  | 1   | 0   | 1   | 0   | 0.0000 |
| 4- Lovett E/ 5- Daye, Jr. A/ 11- Brewer T/ 21- Nunez J/ 35- Mason A/         | 01:12 | 2-2   | 0          | 1.6667  | 0   | 1   | 1   | 1   | 1.0000 |
| 3- Hawkins J/ 10- Davis R/ 11- Brewer T/ 23- Krivokapic P/ 35- Mason A/      | 01:01 | 3-0   | 3          | 2.9508  | 2   | 0   | 2   | 1   | 0.7500 |
| 2- Mitchell D/ 3- Hawkins J/ 5- Daye, Jr. A/ 35- Mason A/ 55- Corcoran C/    | 00:52 | 0-5   | -5         | 0.0000  | 0   | 0   | 3   | 0   | 0.0000 |
| 3- Hawkins J/ 4- Lovett E/ 5- Daye, Jr. A/ 11- Brewer T/ 35- Mason A/        | 00:33 | 0-0   | 0          | 0.0000  | 0   | 0   | 0   | 0   | 0.0000 |
| 3- Hawkins J/ 4- Lovett E/ 5- Daye, Jr. A/ 10- Davis R/ 35- Mason A/         | 00:14 | 0-0   | 0          | 0.0000  | 1   | 0   | 0   | 0   | 0.0000 |
| 4- Lovett E/ 5- Daye, Jr. A/ 10- Davis R/ 21- Nunez J/ 23- Krivokapic P/     | 00:14 | 2-4   | -2         | 8.5714  | 0   | 0   | 0   | 0   | 1.0000 |
| 00- Carrigan D/ 4- Lovett E/ 5- Daye, Jr. A/ 10- Davis R/ 55- Corcoran C/    | 00:12 | 0-0   | 0          | 0.0000  | 0   | 0   | 0   | 0   | 0.0000 |
| 00- Carrigan D/ 4- Lovett E/ 5- Daye, Jr. A/ 10- Davis R/ 21- Nunez J/       | 00:05 | 0-0   | 0          | 0.0000  | 0   | 0   | 0   | 0   | 0.0000 |
| 5- Daye, Jr. A/ 10- Davis R/ 11- Brewer T/ 21- Nunez J/ 35- Mason A/         | 00:00 | 1-0   | 1          | ∞       | 0   | 0   | 0   | 0   | 2.2727 |