



Officials: Chris Beaver, Courtney Green, Brandon Cruz

Old Dominion - 55

Record: 3-8

| NO. | Name | F | Min | FG | | | 3P | | | FT | | | Rebounds | | | Fouls | | TP | AS | TO | ST | Blocks | | +/- |
|---------------|----------------|---|-------|-------|------|-----|----|----|-----|----|----|----|----------|----|---|-------|---|----|----|----|----|--------|-----|-----|
| | | | | M-A | M-A | M-A | OR | DR | TOT | PF | FD | BS | BA | | | | | | | | | | | |
| 13 | Aaron Carver | F | 19:07 | 0-0 | 0-0 | 0-0 | 0 | 2 | 2 | 4 | 1 | 0 | 0 | 2 | 1 | 0 | 0 | 2 | 1 | 0 | 0 | 2 | | |
| 23 | Dajour Dickens | F | 23:30 | 2-10 | 0-0 | 0-0 | 1 | 3 | 4 | 4 | 0 | 4 | 0 | 4 | 0 | 3 | 1 | 0 | 0 | 0 | 0 | -15 | | |
| 0 | Marquis Godwin | G | 28:42 | 4-8 | 1-4 | 0-0 | 2 | 4 | 6 | 0 | 1 | 9 | 1 | 1 | 0 | 0 | 0 | 0 | 0 | 0 | 0 | -17 | | |
| 3 | Malik Curry | G | 16:55 | 0-4 | 0-1 | 0-0 | 0 | 1 | 1 | 2 | 0 | 0 | 4 | 2 | 1 | 0 | 0 | 0 | 0 | 0 | 0 | -3 | | |
| 10 | Xavier Green | G | 33:58 | 5-12 | 1-3 | 2-2 | 2 | 2 | 4 | 3 | 1 | 13 | 5 | 6 | 0 | 0 | 1 | 0 | 0 | 1 | 0 | -14 | | |
| 1 | Jason Wade | | 24:48 | 2-5 | 0-0 | 0-0 | 2 | 2 | 4 | 2 | 3 | 4 | 2 | 0 | 2 | 0 | 2 | 0 | 1 | 0 | 1 | -10 | | |
| 22 | Kalu Ezikpe | | 06:02 | 0-1 | 0-0 | 0-0 | 0 | 0 | 0 | 5 | 0 | 0 | 0 | 0 | 1 | 1 | 0 | 0 | 0 | 0 | 0 | -7 | | |
| 15 | Joe Reece | | 25:33 | 2-7 | 0-4 | 4-5 | 1 | 3 | 4 | 1 | 4 | 8 | 0 | 3 | 0 | 0 | 0 | 0 | 0 | 0 | 0 | -9 | | |
| 11 | A.J. Oliver | | 20:45 | 6-9 | 4-6 | 1-1 | 0 | 2 | 2 | 2 | 2 | 17 | 0 | 0 | 1 | 0 | 0 | 0 | 0 | 0 | 2 | | | |
| 21 | Alfis Pilavios | | 00:40 | 0-1 | 0-0 | 0-0 | 0 | 0 | 0 | 0 | 0 | 0 | 0 | 0 | 0 | 0 | 0 | 0 | 0 | 0 | 0 | 1 | | |
| Team | | | | | | | 2 | 2 | 4 | | | 0 | | | 1 | | | | | | | | | |
| Totals | | | | 21-57 | 6-18 | 7-8 | 10 | 21 | 31 | 23 | 12 | 55 | 12 | 19 | 7 | 0 | 2 | | | | | | -14 | |

| Shooting By Period | | |
|--------------------|-------|-------|
| 1st FG% | 10-27 | 37.0% |
| 3PT% | 2-9 | 22.2% |
| FT% | 3-4 | 75% |
| 2nd FG% | 11-30 | 36.7% |
| 3PT% | 4-9 | 44.4% |
| FT% | 4-4 | 100% |
| GM FG% | 21-57 | 36.8% |
| 3PT% | 6-18 | 33.3% |
| FT% | 7-8 | 87.5% |

Dead Ball Rebounds: 1, 1

Technical Fouls::NONE

Illinois - 69

Record: 8-3

| NO. | Name | F | Min | FG | | | 3P | | | FT | | | Rebounds | | | Fouls | | TP | AS | TO | ST | Blocks | | +/- |
|---------------|--------------------------|---|-------|-------|------|-------|----|----|-----|----|----|----|----------|----|---|-------|---|----|----|----|----|--------|--|-----|
| | | | | M-A | M-A | M-A | OR | DR | TOT | PF | FD | BS | BA | | | | | | | | | | | |
| 15 | Giorgi Bezhanishvili | F | 22:03 | 1-3 | 0-0 | 4-4 | 1 | 5 | 6 | 2 | 2 | 6 | 4 | 3 | 0 | 0 | 0 | 0 | 0 | 0 | 0 | 21 | | |
| 21 | Kofi Cockburn | C | 29:34 | 3-6 | 0-0 | 5-6 | 3 | 6 | 9 | 0 | 5 | 11 | 1 | 3 | 0 | 1 | 0 | 1 | 0 | 0 | 15 | | | |
| 1 | Trent Frazier | G | 23:08 | 3-7 | 1-4 | 2-2 | 0 | 2 | 2 | 3 | 2 | 9 | 3 | 1 | 4 | 0 | 0 | 0 | 0 | 14 | | | | |
| 11 | Ayo Dosunmu | G | 26:30 | 4-9 | 2-4 | 4-4 | 0 | 2 | 2 | 0 | 3 | 14 | 3 | 1 | 0 | 0 | 0 | 0 | 0 | 27 | | | | |
| 20 | Da'Monte Williams | G | 19:21 | 0-1 | 0-1 | 0-0 | 0 | 4 | 4 | 0 | 1 | 0 | 2 | 1 | 1 | 0 | 0 | 0 | 4 | | | | | |
| 2 | Kipper Nichols | | 19:34 | 2-6 | 1-3 | 3-4 | 0 | 1 | 1 | 2 | 3 | 8 | 0 | 2 | 1 | 0 | 0 | 0 | 2 | | | | | |
| 10 | Andres Feliz | | 24:45 | 3-6 | 0-2 | 0-0 | 0 | 3 | 3 | 2 | 6 | 6 | 2 | 1 | 0 | 0 | 0 | 0 | 9 | | | | | |
| 0 | Alan Griffin | | 15:52 | 6-7 | 3-4 | 0-0 | 0 | 0 | 0 | 1 | 1 | 15 | 0 | 2 | 1 | 1 | 0 | 12 | | | | | | |
| 34 | Jermaine Hamlin | | 05:52 | 0-0 | 0-0 | 0-0 | 0 | 0 | 0 | 2 | 0 | 0 | 0 | 0 | 0 | 0 | 0 | 0 | -3 | | | | | |
| 5 | Tevian Jones | | 03:54 | 0-1 | 0-1 | 0-0 | 0 | 0 | 0 | 0 | 0 | 0 | 0 | 0 | 0 | 0 | 0 | 0 | -9 | | | | | |
| 13 | Benjamin Bosmans-Verdonk | | 02:15 | 0-0 | 0-0 | 0-0 | 0 | 0 | 0 | 0 | 0 | 0 | 0 | 1 | 0 | 0 | 0 | 0 | -5 | | | | | |
| 32 | Tyler Underwood | | 03:54 | 0-1 | 0-1 | 0-0 | 0 | 0 | 0 | 0 | 0 | 0 | 0 | 0 | 0 | 0 | 0 | 0 | -9 | | | | | |
| 4 | Zach Griffith | | 01:39 | 0-0 | 0-0 | 0-0 | 0 | 0 | 0 | 0 | 0 | 0 | 0 | 0 | 0 | 0 | 0 | 0 | -4 | | | | | |
| 35 | Samson Oladimeji | | 01:39 | 0-0 | 0-0 | 0-0 | 0 | 1 | 1 | 0 | 0 | 0 | 0 | 0 | 0 | 0 | 0 | 0 | -4 | | | | | |
| Team | | | | | | | 1 | 1 | 2 | | | 0 | | | 2 | | | | | | | | | |
| Totals | | | | 22-47 | 7-20 | 18-20 | 5 | 25 | 30 | 12 | 23 | 69 | 15 | 17 | 7 | 2 | 0 | 14 | | | | | | |

| Shooting By Period | | |
|--------------------|-------|-------|
| 1st FG% | 13-25 | 52.0% |
| 3PT% | 4-12 | 33.3% |
| FT% | 10-12 | 83.3% |
| 2nd FG% | 9-22 | 40.9% |
| 3PT% | 3-8 | 37.5% |
| FT% | 8-8 | 100% |
| GM FG% | 22-47 | 46.8% |
| 3PT% | 7-20 | 35.0% |
| FT% | 18-20 | 90.0% |

Dead Ball Rebounds: 0, 1

Technical Fouls::NONE

| | ODU | Illini |
|------------------|---------------|---------------|
| Biggest lead | 0 (1st 20:00) | 29 (2nd 6:07) |
| Best Scoring Run | 11 (2nd 0:40) | 9 (2nd 12:51) |
| Lead Changes | 0 | |
| Times Tied | 0 | |
| Time with Lead | 00:00 | 39:47 |

| | ODU | Illini |
|---------------|-----|--------|
| Points from | 16 | 23 |
| Turnovers | 10 | 26 |
| Paint | 7 | 5 |
| Second Chance | 2 | 26 |
| Fast Breaks | 29 | 29 |
| Bench | | |

| | Period by Period Scoring | | |
|--------|--------------------------|-----|-----|
| | 1st | 2nd | TOT |
| ODU | 25 | 30 | 55 |
| Illini | 40 | 29 | 69 |



Period 1

Quarter Starters:

| | | | | | |
|---------------|-------------|--------------|--------------------|---------------|---------------|
| Illini | 1 Frazier T | 11 Dosunmu A | 15 Bezhanishvili G | 20 Williams D | 21 Cockburn K |
| ODU | 0 Godwin M | 3 Curry M | 10 Green X | 13 Carver A | 23 Dickens D |

| Game Time | Illini | Score | Diff | ODU |
|-----------|------------------------------------------------------|-------------|----------|---------------------------------------------------------|
| 20:00 | 21 COCKBURN K jumpball won | | | 23 DICKENS D jumpball lost |
| 19:47 | 11 DOSUNMU A 3pt FG , jump shot made (3) | 3-0 | 3 | |
| 19:47 | 21 COCKBURN K assist (1) | | | |
| 19:27 | | | | 3 CURRY M 2pt FG in the paint, layup missed |
| 19:23 | 15 BEZHANISHVILI G defensive rebound (1) | | | |
| 19:10 | 1 FRAZIER T 3pt FG fast break, jump shot made (3) | 6-0 | 6 | |
| 19:10 | 11 DOSUNMU A assist (1) | | | |
| 18:58 | | | | 23 DICKENS D 2pt FG outside the paint, jump shot missed |
| 18:55 | 11 DOSUNMU A defensive rebound (1) | | | |
| 18:48 | 11 DOSUNMU A 2pt FG in the paint, jump shot made (5) | 8-0 | 8 | |
| 18:48 | 20 WILLIAMS D assist (1) | | | |
| 18:26 | | | | 10 GREEN X 3pt FG , jump shot missed |
| 18:23 | | | | offensive rebound (1) |
| 18:23 | | | | 3 CURRY M substitution out |
| 18:23 | | | | 1 WADE J substitution in |
| 18:08 | 15 BEZHANISHVILI G foul shooting (1 - 1) | | | 10 GREEN X foul drawn (1) |
| 18:08 | | 8-1 | 7 | 10 GREEN X free throw 1 - 2 made (1) |
| 18:08 | | 8-2 | 6 | 10 GREEN X free throw 2 - 2 made (2) |
| 17:58 | 21 COCKBURN K 2pt FG in the paint, layup made (2) | 10-2 | 8 | |
| 17:58 | 15 BEZHANISHVILI G assist (1) | | | |
| 17:38 | | 10-4 | 6 | 10 GREEN X 2pt FG outside the paint, jump shot made (4) |
| 17:08 | 1 FRAZIER T 3pt FG , jump shot missed | | | |
| 17:04 | | | | defensive rebound (2) |
| 16:45 | | | | 10 GREEN X 2pt FG outside the paint, jump shot missed |
| 16:41 | | | | 10 GREEN X offensive rebound (1) |
| 16:35 | | | | 23 DICKENS D 2pt FG outside the paint, jump shot missed |
| 16:32 | 21 COCKBURN K defensive rebound (1) | | | |
| 16:21 | 21 COCKBURN K foul drawn (1) | | | 13 CARVER A foul shooting (1 - 1) |
| 16:21 | 21 COCKBURN K free throw 1 - 2 made (3) | 11-4 | 7 | |
| 16:21 | 11 DOSUNMU A substitution out | | | |
| 16:21 | 15 BEZHANISHVILI G substitution out | | | |
| 16:21 | 2 NICHOLS K substitution in | | | |
| 16:21 | 10 FELIZ A substitution in | | | |
| 16:21 | | | | 23 DICKENS D substitution out |
| 16:21 | | | | 22 EZIKPE K substitution in |
| 16:21 | 21 COCKBURN K free throw 2 - 2 made (4) | 12-4 | 8 | |
| 16:07 | | | | 0 GODWIN M 3pt FG , jump shot missed |
| 16:06 | 20 WILLIAMS D defensive rebound (1) | | | |
| 16:06 | 20 WILLIAMS D foul drawn (1) | | | 22 EZIKPE K foul personal (1 - 2) |
| 15:54 | 2 NICHOLS K foul drawn (1) | | | 22 EZIKPE K foul shooting (2 - 3) |
| 15:54 | Timeout media | | | |
| 15:54 | | | | 22 EZIKPE K substitution out |
| 15:54 | | | | 23 DICKENS D substitution in |



Old Dominion at Illinois

12/14/19 State Farm Center, Champaign
2019-20 Men's Basketball

Game Time: 11:00 PM

Game Duration: 1:56

Attendance: 13,267

Officials: Chris Beaver, Courtney Green, Brandon Cruz

| Game Time | Illini | Score | Diff | ODU |
|-----------|----------------------------------------------------------|-------------|----------|---------------------------------------------------------|
| 15:54 | 2 NICHOLS K free throw 1 - 2 made (1) | 13-4 | 9 | |
| 15:54 | 2 NICHOLS K free throw 2 - 2 missed | | | |
| 15:50 | | | | 13 CARVER A defensive rebound (1) |
| 15:39 | | | | 10 GREEN X 2pt FG in the paint, jump shot missed |
| 15:36 | 20 WILLIAMS D defensive rebound (2) | | | |
| 15:17 | 21 COCKBURN K turnover lost ball (1) | | | 1 WADE J steal (1) |
| 15:17 | | | | 13 CARVER A substitution out |
| 15:17 | | | | 15 REECE J substitution in |
| 14:56 | | | | 23 DICKENS D 2pt FG in the paint, dunk, missed |
| 14:53 | | | | 0 GODWIN M offensive rebound (1) |
| 14:48 | 20 WILLIAMS D steal (1) | | | 15 REECE J turnover lost ball (1) |
| 14:21 | 1 FRAZIER T 3pt FG , jump shot missed | | | |
| 14:19 | | | | defensive dead ball rebound (1) |
| 14:19 | 2 NICHOLS K foul personal (1 - 2) | | | 15 REECE J foul drawn (1) |
| 14:19 | 1 FRAZIER T substitution out | | | |
| 14:19 | 20 WILLIAMS D substitution out | | | |
| 14:19 | 11 DOSUNMU A substitution in | | | |
| 14:19 | 15 BEZHANISHVILI G substitution in | | | |
| 14:19 | | | | 0 GODWIN M substitution out |
| 14:19 | | | | 11 OLIVER A substitution in |
| 14:03 | 21 COCKBURN K substitution out | | | |
| 14:03 | 0 GRIFFIN A substitution in | | | |
| 14:03 | | | | 15 REECE J 3pt FG , jump shot missed |
| 14:03 | 10 FELIZ A defensive rebound (1) | | | |
| 14:02 | 10 FELIZ A foul drawn (1) | | | 1 WADE J foul personal (1 - 4) |
| 13:36 | 2 NICHOLS K 3pt FG , jump shot missed | | | |
| 13:31 | | | | 23 DICKENS D defensive rebound (1) |
| 13:17 | | | | 23 DICKENS D 2pt FG outside the paint, jump shot missed |
| 13:13 | 2 NICHOLS K defensive rebound (1) | | | |
| 13:10 | 11 DOSUNMU A 2pt FG outside the paint, jump shot missed | | | |
| 13:06 | | | | 15 REECE J defensive rebound (1) |
| 12:57 | | 13-6 | 7 | 1 WADE J 2pt FG outside the paint, jump shot made (2) |
| 12:41 | 10 FELIZ A 3pt FG , jump shot missed | | | |
| 12:38 | | | | 10 GREEN X defensive rebound (2) |
| 12:35 | | 13-8 | 5 | 1 WADE J 2pt FG fast break in the paint, layup made (4) |
| 12:35 | | | | 10 GREEN X assist (1) |
| 12:11 | 0 GRIFFIN A turnover bad pass (1) | | | |
| 12:08 | 10 FELIZ A foul drawn (2) | | | 15 REECE J foul offensive (1 - 5) |
| 12:08 | | | | 15 REECE J turnover offensive (2) |
| 12:08 | 15 BEZHANISHVILI G substitution out | | | |
| 12:08 | 21 COCKBURN K substitution in | | | |
| 11:37 | 21 COCKBURN K 2pt FG outside the paint, jump shot missed | | | |
| 11:34 | offensive rebound (8) | | | |
| 11:34 | Timeout media | | | |
| 11:34 | 0 GRIFFIN A substitution out | | | |
| 11:34 | 10 FELIZ A substitution out | | | |
| 11:34 | 1 FRAZIER T substitution in | | | |
| 11:34 | 20 WILLIAMS D substitution in | | | |
| 11:34 | | | | 10 GREEN X substitution out |



Old Dominion at Illinois

12/14/19 State Farm Center, Champaign
2019-20 Men's Basketball

Game Time: 11:00 PM
Game Duration: 1:56
Attendance: 13,267

Officials: Chris Beaver, Courtney Green, Brandon Cruz

| Game Time | Illini | Score | Diff | ODU |
|-----------|------------------------------------------------------------|--------------|----------|----------------------------------------------------------|
| 11:34 | | | | 3 CURRY M substitution in |
| 11:27 | 2 NICHOLS K turnover bad pass (1) | | | 1 WADE J steal (2) |
| 11:13 | | 13-10 | 3 | 11 OLIVER A 2pt FG outside the paint, jump shot made (2) |
| 11:13 | | | | 3 CURRY M assist (1) |
| 10:54 | 21 COCKBURN K foul drawn (2) | | | 1 WADE J foul personal (2 - 6) |
| 10:54 | | | | 1 WADE J substitution out |
| 10:54 | | | | 10 GREEN X substitution in |
| 10:47 | 11 DOSUNMU A 2pt FG in the paint, jump shot missed | | | |
| 10:46 | | | | defensive rebound (9) |
| 10:37 | | | | 23 DICKENS D turnover travel (1) |
| 10:24 | 2 NICHOLS K 3pt FG , jump shot made (4) | 16-10 | 6 | |
| 10:24 | 11 DOSUNMU A assist (2) | | | |
| 10:01 | 1 FRAZIER T foul drawn (1) | | | 3 CURRY M foul offensive (1 - 7) |
| 10:01 | | | | 3 CURRY M turnover offensive (1) |
| 10:01 | 2 NICHOLS K substitution out | | | |
| 10:01 | 15 BEZHANISHVILI G substitution in | | | |
| 10:01 | | | | 3 CURRY M substitution out |
| 10:01 | | | | 15 REECE J substitution out |
| 10:01 | | | | 0 GODWIN M substitution in |
| 10:01 | | | | 13 CARVER A substitution in |
| 09:46 | 1 FRAZIER T 3pt FG , jump shot missed | | | |
| 09:41 | | | | 0 GODWIN M defensive rebound (2) |
| 09:36 | | 16-13 | 3 | 0 GODWIN M 3pt FG , jump shot made (3) |
| 09:36 | | | | 10 GREEN X assist (2) |
| 09:22 | 21 COCKBURN K 2pt FG outside the paint, jump shot made (6) | 18-13 | 5 | |
| 09:22 | 15 BEZHANISHVILI G assist (2) | | | |
| 08:58 | | 18-15 | 3 | 0 GODWIN M 2pt FG outside the paint, jump shot made (5) |
| 08:58 | | | | 10 GREEN X assist (3) |
| 08:45 | 15 BEZHANISHVILI G foul drawn (1) | | | 13 CARVER A foul personal (2 - 8) |
| 08:45 | | | | 23 DICKENS D substitution out |
| 08:45 | | | | 22 EZIKPE K substitution in |
| 08:45 | 20 WILLIAMS D substitution out | | | |
| 08:45 | 10 FELIZ A substitution in | | | |
| 08:45 | 15 BEZHANISHVILI G 1&1 free throw 1 made (1) | 19-15 | 4 | |
| 08:45 | 15 BEZHANISHVILI G 1&1 free throw 2 made (2) | 20-15 | 5 | |
| 08:32 | | | | 0 GODWIN M 3pt FG , jump shot missed |
| 08:29 | | | | 10 GREEN X offensive rebound (3) |
| 08:27 | | 20-17 | 3 | 10 GREEN X 2pt FG in the paint, jump shot made (6) |
| 08:05 | 1 FRAZIER T foul drawn (2) | | | 11 OLIVER A foul personal (1 - 9) |
| 08:05 | | | | 22 EZIKPE K substitution out |
| 08:05 | | | | 23 DICKENS D substitution in |
| 08:05 | 1 FRAZIER T 1&1 free throw 1 made (4) | 21-17 | 4 | |
| 08:05 | 1 FRAZIER T 1&1 free throw 2 made (5) | 22-17 | 5 | |
| 07:53 | 1 FRAZIER T foul personal (1 - 3) | | | 11 OLIVER A foul drawn (1) |
| 07:53 | Timeout media | | | |
| 07:50 | 11 DOSUNMU A foul drawn (1) | | | 13 CARVER A foul offensive (3 - 10) |
| 07:50 | | | | 13 CARVER A turnover offensive (1) |
| 07:50 | | | | 13 CARVER A substitution out |
| 07:50 | | | | 15 REECE J substitution in |



Old Dominion at Illinois

12/14/19 State Farm Center, Champaign
2019-20 Men's Basketball

Game Time: 11:00 PM

Game Duration: 1:56

Attendance: 13,267

Officials: Chris Beaver, Courtney Green, Brandon Cruz

| Game Time | Illini | Score | Diff | ODU |
|-----------|-------------------------------------------------------------|--------------|-----------|--------------------------------------------------|
| 07:19 | 10 FELIZ A 2pt FG in the paint, jump shot made (2) | 24-17 | 7 | |
| 07:03 | 1 FRAZIER T steal (1) | | | 10 GREEN X turnover bad pass (1) |
| 06:59 | | | | Timeout 30 Sec |
| 06:59 | 1 FRAZIER T 2pt FG fast break in the paint, layup made (7) | 26-17 | 9 | |
| 06:58 | 1 FRAZIER T substitution out | | | |
| 06:58 | 11 DOSUNMU A substitution out | | | |
| 06:58 | 2 NICHOLS K substitution in | | | |
| 06:58 | 20 WILLIAMS D substitution in | | | |
| 06:44 | jump ball situation | | | |
| 06:39 | | 26-20 | 6 | 11 OLIVER A 3pt FG , jump shot made (5) |
| 06:39 | | | | 10 GREEN X assist (4) |
| 06:17 | 21 COCKBURN K foul drawn (3) | | | 23 DICKENS D foul shooting (1 - 11) |
| 06:17 | 21 COCKBURN K free throw 1 - 2 made (7) | 27-20 | 7 | |
| 06:16 | 21 COCKBURN K free throw 2 - 2 missed | | | |
| 06:15 | | | | 23 DICKENS D defensive rebound (2) |
| 06:08 | 21 COCKBURN K substitution out | | | |
| 06:08 | 0 GRIFFIN A substitution in | | | |
| 05:55 | | | | 10 GREEN X turnover bad pass (2) |
| 05:55 | 20 WILLIAMS D substitution out | | | |
| 05:55 | 11 DOSUNMU A substitution in | | | |
| 05:55 | | | | 10 GREEN X substitution out |
| 05:55 | | | | 3 CURRY M substitution in |
| 05:38 | 11 DOSUNMU A 3pt FG , jump shot missed | | | |
| 05:35 | | | | 15 REECE J defensive rebound (2) |
| 05:24 | | | | 3 CURRY M 2pt FG in the paint, layup missed |
| 05:18 | 15 BEZHANISHVILI G defensive rebound (2) | | | |
| 05:18 | 11 DOSUNMU A 2pt FG fast break in the paint, layup made (7) | 29-20 | 9 | |
| 05:18 | 10 FELIZ A assist (1) | | | |
| 04:58 | | | | 3 CURRY M turnover lost ball (2) |
| 04:58 | | | | 11 OLIVER A substitution out |
| 04:58 | | | | 15 REECE J substitution out |
| 04:58 | | | | 1 WADE J substitution in |
| 04:58 | | | | 10 GREEN X substitution in |
| 04:46 | 10 FELIZ A 3pt FG , jump shot missed | | | |
| 04:42 | | | | 0 GODWIN M defensive rebound (3) |
| 04:32 | 0 GRIFFIN A steal (1) | | | 10 GREEN X turnover bad pass (3) |
| 04:29 | 0 GRIFFIN A 2pt FG fast break in the paint, layup made (2) | 31-20 | 11 | |
| 04:28 | | | | Timeout 60 Sec |
| 04:27 | 15 BEZHANISHVILI G substitution out | | | |
| 04:27 | 21 COCKBURN K substitution in | | | |
| 03:56 | | 31-22 | 9 | 23 DICKENS D 2pt FG in the paint, dunk, made (2) |
| 03:56 | | | | 1 WADE J assist (1) |
| 03:34 | 2 NICHOLS K foul drawn (2) | | | 23 DICKENS D foul personal (2 - 12) |
| 03:34 | 2 NICHOLS K free throw 1 - 2 made (5) | 32-22 | 10 | |
| 03:34 | | | | 3 CURRY M substitution out |
| 03:34 | | | | 23 DICKENS D substitution out |
| 03:34 | | | | 13 CARVER A substitution in |
| 03:34 | | | | 15 REECE J substitution in |
| 03:34 | 2 NICHOLS K free throw 2 - 2 made (6) | 33-22 | 11 | |



| Game Time | Illini | Score | Diff | ODU |
|-------------------------|-----------------------------------------------------------|--------------|-----------|---------------------------------------------------------|
| 03:21 | | 33-24 | 9 | 10 GREEN X 2pt FG outside the paint, jump shot made (8) |
| 02:50 | 2 NICHOLS K 2pt FG outside the paint, jump shot missed | | | |
| 02:49 | | | | 1 WADE J defensive rebound (1) |
| 02:49 | 0 GRIFFIN A foul personal (1 - 4) | | | 1 WADE J foul drawn (1) |
| 02:49 | 0 GRIFFIN A substitution out | | | |
| 02:49 | 2 NICHOLS K substitution out | | | |
| 02:49 | 1 FRAZIER T substitution in | | | |
| 02:49 | 15 BEZHANISHVILI G substitution in | | | |
| 02:35 | | | | 10 GREEN X 2pt FG in the paint, jump shot blocked |
| 02:35 | 21 COCKBURN K block (1) | | | |
| 02:30 | 15 BEZHANISHVILI G defensive rebound (3) | | | |
| 02:19 | 21 COCKBURN K 2pt FG in the paint, dunk, made (9) | 35-24 | 11 | |
| 02:19 | 15 BEZHANISHVILI G assist (3) | | | |
| 01:48 | 1 FRAZIER T steal (2) | | | 13 CARVER A turnover lost ball (2) |
| 01:40 | 10 FELIZ A 2pt FG fast break in the paint, layup made (4) | 37-24 | 13 | |
| 01:40 | 1 FRAZIER T assist (1) | | | |
| 01:27 | 1 FRAZIER T foul personal (2 - 5) | | | 1 WADE J foul drawn (2) |
| 01:27 | 1 FRAZIER T substitution out | | | |
| 01:27 | 20 WILLIAMS D substitution in | | | |
| 01:20 | | | | 15 REECE J 3pt FG , jump shot missed |
| 01:17 | 21 COCKBURN K defensive rebound (2) | | | |
| 00:58 | 15 BEZHANISHVILI G turnover bad pass (1) | | | 13 CARVER A steal (1) |
| 00:54 | 10 FELIZ A foul shooting (1 - 6) | | | 15 REECE J foul drawn (2) |
| 00:54 | | | | 15 REECE J free throw 1 - 2 missed |
| 00:54 | | | | offensive dead ball rebound (2) |
| 00:54 | | 37-25 | 12 | 15 REECE J free throw 2 - 2 made (1) |
| 00:38 | 11 DOSUNMU A 3pt FG , jump shot missed | | | |
| 00:34 | 15 BEZHANISHVILI G offensive rebound (4) | | | |
| 00:32 | Timeout 30 Sec | | | |
| 00:32 | 10 FELIZ A substitution out | | | |
| 00:32 | 0 GRIFFIN A substitution in | | | |
| 00:24 | 0 GRIFFIN A 3pt FG , jump shot made (5) | 40-25 | 15 | |
| 00:24 | 20 WILLIAMS D assist (2) | | | |
| 00:13 | 15 BEZHANISHVILI G substitution out | | | |
| 00:13 | 10 FELIZ A substitution in | | | |
| 00:08 | | | | 0 GODWIN M 3pt FG , jump shot missed |
| 00:05 | | | | 1 WADE J offensive rebound (2) |
| 00:05 | | | | 1 WADE J 2pt FG in the paint, jump shot blocked |
| 00:05 | 0 GRIFFIN A block (1) | | | |
| 00:05 | | | | offensive rebound (17) |
| 00:05 | 0 GRIFFIN A substitution out | | | |
| 00:05 | 15 BEZHANISHVILI G substitution in | | | |
| 00:03 | | | | 15 REECE J 3pt FG , jump shot missed |
| 00:00 | 21 COCKBURN K defensive rebound (3) | | | |
| END OF PERIOD | | | | |
| Illini 40-25 ODU | | | | |



Old Dominion at Illinois

12/14/19 State Farm Center, Champaign
2019-20 Men's Basketball

Game Time: 11:00 PM
Game Duration: 1:56
Attendance: 13,267

Officials: Chris Beaver, Courtney Green, Brandon Cruz

Old Dominion - 25

| NO. | Name | F | Min | FG | 3P | FT | Rebounds | | | Fouls | | TP | AS | TO | ST | Blocks | | +/- |
|---------------|----------------|---|-------|-------|-----|-----|----------|----|-----|-------|----|----|----|----|----|--------|----|-----|
| | | | | M-A | M-A | M-A | OR | DR | TOT | PF | FD | | | | | BS | BA | |
| 13 | Aaron Carver | F | 10:28 | 0-0 | 0-0 | 0-0 | 0 | 1 | 1 | 3 | 0 | 0 | 0 | 2 | 1 | 0 | 0 | -13 |
| 23 | Dajour Dickens | F | 15:19 | 1-5 | 0-0 | 0-0 | 0 | 2 | 2 | 2 | 0 | 2 | 0 | 1 | 0 | 0 | 0 | -9 |
| 0 | Marquis Godwin | G | 15:42 | 2-5 | 1-4 | 0-0 | 1 | 2 | 3 | 0 | 0 | 5 | 0 | 0 | 0 | 0 | 0 | -18 |
| 3 | Malik Curry | G | 05:31 | 0-2 | 0-0 | 0-0 | 0 | 0 | 0 | 1 | 0 | 0 | 1 | 2 | 0 | 0 | 0 | -12 |
| 10 | Xavier Green | G | 18:23 | 3-7 | 0-1 | 2-2 | 2 | 1 | 3 | 0 | 1 | 8 | 4 | 3 | 0 | 0 | 1 | -15 |
| 1 | Jason Wade | | 12:27 | 2-3 | 0-0 | 0-0 | 1 | 1 | 2 | 2 | 2 | 4 | 1 | 0 | 2 | 0 | 1 | -1 |
| 22 | Kalu Ezikpe | | 01:07 | 0-0 | 0-0 | 0-0 | 0 | 0 | 0 | 2 | 0 | 0 | 0 | 0 | 0 | 0 | 0 | -1 |
| 15 | Joe Reece | | 11:42 | 0-3 | 0-3 | 1-2 | 0 | 2 | 2 | 1 | 2 | 1 | 0 | 2 | 0 | 0 | 0 | -6 |
| 11 | A.J. Oliver | | 09:21 | 2-2 | 1-1 | 0-0 | 0 | 0 | 0 | 1 | 1 | 5 | 0 | 0 | 0 | 0 | 0 | 0 |
| Team | | | | | | | 2 | 2 | 4 | | | 0 | | 0 | | | | |
| Totals | | | | 10-27 | 2-9 | 3-4 | 6 | 11 | 17 | 12 | 6 | 25 | 6 | 10 | 3 | 0 | 2 | -15 |

| Shooting By Period | | |
|--------------------|-------|-------|
| 1st FG% | 10-27 | 37.0% |
| 3PT% | 2-9 | 22.2% |
| FT% | 3-4 | 75% |
| GM FG% | 10-27 | 37.0% |
| 3PT% | 2-9 | 22.2% |
| FT% | 3-4 | 75.0% |

Dead Ball Rebounds: 1, 1

Technical Fouls::NONE

Illinois - 40

| NO. | Name | F | Min | FG | 3P | FT | Rebounds | | | Fouls | | TP | AS | TO | ST | Blocks | | +/- |
|---------------|----------------------|---|-------|-------|------|-------|----------|----|-----|-------|----|----|----|----|----|--------|----|-----|
| | | | | M-A | M-A | M-A | OR | DR | TOT | PF | FD | | | | | BS | BA | |
| 15 | Giorgi Bezhanishvili | F | 14:04 | 0-0 | 0-0 | 2-2 | 1 | 3 | 4 | 1 | 1 | 2 | 3 | 1 | 0 | 0 | 0 | 14 |
| 21 | Kofi Cockburn | C | 16:24 | 3-4 | 0-0 | 3-4 | 0 | 3 | 3 | 0 | 3 | 9 | 1 | 1 | 0 | 1 | 0 | 15 |
| 1 | Trent Frazier | G | 11:39 | 2-5 | 1-4 | 2-2 | 0 | 0 | 0 | 2 | 2 | 7 | 1 | 0 | 2 | 0 | 0 | 17 |
| 11 | Ayo Dosunmu | G | 16:55 | 3-7 | 1-3 | 0-0 | 0 | 1 | 1 | 0 | 1 | 7 | 2 | 0 | 0 | 0 | 0 | 15 |
| 20 | Da'Monte Williams | G | 11:00 | 0-0 | 0-0 | 0-0 | 0 | 2 | 2 | 0 | 1 | 0 | 2 | 0 | 1 | 0 | 0 | 7 |
| 2 | Kipper Nichols | | 10:29 | 1-3 | 1-2 | 3-4 | 0 | 1 | 1 | 1 | 2 | 6 | 0 | 1 | 0 | 0 | 0 | -1 |
| 10 | Andres Feliz | | 13:13 | 2-4 | 0-2 | 0-0 | 0 | 1 | 1 | 1 | 2 | 4 | 1 | 0 | 0 | 0 | 0 | 7 |
| 0 | Alan Griffin | | 06:16 | 2-2 | 1-1 | 0-0 | 0 | 0 | 0 | 1 | 0 | 5 | 0 | 1 | 1 | 1 | 0 | 1 |
| Team | | | | | | | 1 | 0 | 1 | | | 0 | | 0 | | | | |
| Totals | | | | 13-25 | 4-12 | 10-12 | 2 | 11 | 13 | 6 | 12 | 40 | 10 | 4 | 4 | 2 | 0 | 15 |

| Shooting By Period | | |
|--------------------|-------|-------|
| 1st FG% | 13-25 | 52.0% |
| 3PT% | 4-12 | 33.3% |
| FT% | 10-12 | 83.3% |
| GM FG% | 13-25 | 52.0% |
| 3PT% | 4-12 | 33.3% |
| FT% | 10-12 | 83.3% |

Dead Ball Rebounds: 0, 0

Technical Fouls::NONE

| | ODU | Illini |
|------------------|---------------------------|---------------------------|
| Biggest lead | 0 (1 st 20:00) | 15 (1 st 0:24) |
| Best Scoring Run | 6(1 st 11:13) | 8(1 st 18:48) |
| Lead Changes | 0 | |
| Times Tied | 0 | |
| Time with Lead | 00:00 | 19:47 |

| Points from | ODU | Illini |
|---------------|-----|--------|
| Turnovers | 3 | 11 |
| Paint | 6 | 16 |
| Second Chance | 4 | 3 |
| Fast Breaks | 2 | 11 |
| Bench | 10 | 15 |

| | Period by Period Scoring | |
|--------|--------------------------|-----|
| | 1st | TOT |
| ODU | 25 | 25 |
| Illini | 40 | 40 |



Period 2

Quarter Starters:

| | | | | | |
|---------------|-------------|--------------|---------------------|---------------|---------------|
| Illini | 1 Frazier T | 11 Dosunmu A | 15 Bezhaniashvili G | 20 Williams D | 21 Cockburn K |
| ODU | 0 Godwin M | 3 Curry M | 10 Green X | 13 Carver A | 23 Dickens D |

| Game Time | Illini | Score | Diff | ODU |
|-----------|-----------------------------------------------------------|--------------|-----------|---------------------------------------------------------|
| 20:00 | 10 FELIZ A substitution out | | | |
| 20:00 | 1 FRAZIER T substitution in | | | |
| 20:00 | | | | 1 WADE J substitution out |
| 20:00 | | | | 15 REECE J substitution out |
| 20:00 | | | | 3 CURRY M substitution in |
| 20:00 | | | | 23 DICKENS D substitution in |
| 19:46 | 15 BEZHANISHVILI G 2pt FG in the paint, jump shot missed | | | |
| 19:43 | 21 COCKBURN K offensive rebound (4) | | | |
| 19:41 | 21 COCKBURN K 2pt FG in the paint, jump shot missed | | | |
| 19:37 | | | | 3 CURRY M defensive rebound (1) |
| 19:31 | | 40-27 | 13 | 23 DICKENS D 2pt FG in the paint, dunk, made (4) |
| 19:31 | | | | 10 GREEN X assist (5) |
| 19:05 | 15 BEZHANISHVILI G foul offensive (2 - 1) | | | 0 GODWIN M foul drawn (1) |
| 19:05 | 15 BEZHANISHVILI G turnover offensive (2) | | | |
| 18:42 | 1 FRAZIER T foul personal (3 - 2) | | | 13 CARVER A foul drawn (1) |
| 18:42 | 1 FRAZIER T substitution out | | | |
| 18:42 | 10 FELIZ A substitution in | | | |
| 18:21 | | | | turnover shot clock (11) |
| 18:15 | 10 FELIZ A foul drawn (3) | | | 13 CARVER A foul personal (4 - 1) |
| 18:15 | | | | 13 CARVER A substitution out |
| 18:15 | | | | 15 REECE J substitution in |
| 17:58 | 20 WILLIAMS D 3pt FG , jump shot missed | | | |
| 17:53 | | | | 0 GODWIN M defensive rebound (4) |
| 17:46 | | | | 23 DICKENS D 2pt FG outside the paint, jump shot missed |
| 17:42 | 20 WILLIAMS D defensive rebound (3) | | | |
| 17:38 | 11 DOSUNMU A foul drawn (2) | | | 3 CURRY M foul shooting (2 - 2) |
| 17:38 | 11 DOSUNMU A free throw fast break 1 - 2 made (8) | 41-27 | 14 | |
| 17:38 | 11 DOSUNMU A free throw fast break 2 - 2 made (9) | 42-27 | 15 | |
| 17:16 | | 42-30 | 12 | 10 GREEN X 3pt FG , jump shot made (11) |
| 17:16 | | | | 3 CURRY M assist (2) |
| 17:07 | 10 FELIZ A foul drawn (4) | | | 10 GREEN X foul personal (1 - 3) |
| 17:01 | 15 BEZHANISHVILI G turnover lost ball (3) | | | |
| 16:51 | | | | 3 CURRY M 3pt FG , jump shot missed |
| 16:46 | 15 BEZHANISHVILI G defensive rebound (5) | | | |
| 16:41 | 10 FELIZ A 2pt FG fast break in the paint, layup made (6) | 44-30 | 14 | |
| 16:41 | 15 BEZHANISHVILI G assist (4) | | | |
| 16:15 | | | | 23 DICKENS D turnover travel (2) |
| 16:15 | 21 COCKBURN K substitution out | | | |
| 16:15 | 2 NICHOLS K substitution in | | | |
| 16:15 | | | | 3 CURRY M substitution out |
| 16:15 | | | | 23 DICKENS D substitution out |
| 16:15 | | | | 1 WADE J substitution in |
| 16:15 | | | | 22 EZIKPE K substitution in |



Old Dominion at Illinois

12/14/19 State Farm Center, Champaign
2019-20 Men's Basketball

Officials: Chris Beaver, Courtney Green, Brandon Cruz

| Game Time | Illini | Score | Diff | ODU |
|-----------|--------------------------------------------------------|--------------|-----------|---------------------------------------------------------|
| 16:04 | 11 DOSUNMU A turnover (1) | | | |
| 15:51 | 2 NICHOLS K steal (1) | | | 0 GODWIN M turnover lost ball (1) |
| 15:34 | 15 BEZHANISHVILI G 2pt FG in the paint, dunk, made (4) | 46-30 | 16 | |
| 15:34 | 11 DOSUNMU A assist (3) | | | |
| 15:17 | | | | Timeout 60 Sec |
| 15:17 | | | | 0 GODWIN M substitution out |
| 15:17 | | | | 11 OLIVER A substitution in |
| 15:17 | 15 BEZHANISHVILI G substitution out | | | |
| 15:17 | 20 WILLIAMS D substitution out | | | |
| 15:17 | 0 GRIFFIN A substitution in | | | |
| 15:17 | 21 COCKBURN K substitution in | | | |
| 15:04 | | | | 10 GREEN X 2pt FG in the paint, jump shot missed |
| 14:59 | 10 FELIZ A defensive rebound (2) | | | |
| 14:57 | 0 GRIFFIN A 3pt FG fast break, jump shot made (8) | 49-30 | 19 | |
| 14:57 | 10 FELIZ A assist (2) | | | |
| 14:33 | | | | 22 EZIKPE K 2pt FG outside the paint, jump shot missed |
| 14:30 | 10 FELIZ A defensive rebound (3) | | | |
| 14:14 | 10 FELIZ A 2pt FG outside the paint, jump shot missed | | | |
| 14:07 | | | | 11 OLIVER A defensive rebound (1) |
| 14:03 | | | | 1 WADE J 2pt FG outside the paint, jump shot missed |
| 13:58 | 21 COCKBURN K defensive rebound (5) | | | |
| 13:51 | 2 NICHOLS K 3pt FG , jump shot missed | | | |
| 13:48 | | | | 10 GREEN X defensive rebound (4) |
| 13:43 | 2 NICHOLS K foul drawn (3) | | | 10 GREEN X foul offensive (2 - 4) |
| 13:43 | | | | 10 GREEN X turnover offensive (4) |
| 13:41 | Timeout media | | | |
| 13:41 | 11 DOSUNMU A substitution out | | | |
| 13:41 | 20 WILLIAMS D substitution in | | | |
| 13:41 | | | | 15 REECE J substitution out |
| 13:41 | | | | 22 EZIKPE K substitution out |
| 13:41 | | | | 0 GODWIN M substitution in |
| 13:41 | | | | 23 DICKENS D substitution in |
| 13:25 | 0 GRIFFIN A turnover bad pass (2) | | | 23 DICKENS D steal (1) |
| 13:15 | | | | 23 DICKENS D 2pt FG in the paint, jump shot missed |
| 13:12 | | | | 1 WADE J offensive rebound (3) |
| 13:11 | | | | 1 WADE J 2pt FG in the paint, jump shot missed |
| 13:10 | | | | 23 DICKENS D offensive rebound (3) |
| 13:10 | | | | 23 DICKENS D 2pt FG in the paint, layup missed |
| 13:10 | defensive rebound (20) | | | |
| 12:51 | 2 NICHOLS K 2pt FG in the paint, jump shot made (8) | 51-30 | 21 | |
| 12:40 | | 51-32 | 19 | 0 GODWIN M 2pt FG outside the paint, jump shot made (7) |
| 12:14 | 2 NICHOLS K foul offensive (2 - 3) | | | 1 WADE J foul drawn (3) |
| 12:14 | 2 NICHOLS K turnover offensive (2) | | | |
| 11:53 | | | | 10 GREEN X 3pt FG , jump shot missed |
| 11:50 | defensive dead ball rebound (1) | | | |
| 11:50 | 10 FELIZ A foul drawn (5) | | | 11 OLIVER A foul personal (2 - 5) |
| 11:50 | Timeout media | | | |
| 11:50 | 0 GRIFFIN A substitution out | | | |
| 11:50 | 1 FRAZIER T substitution in | | | |



Old Dominion at Illinois

12/14/19 State Farm Center, Champaign
2019-20 Men's Basketball

Game Time: 11:00 PM
Game Duration: 1:56
Attendance: 13,267

Officials: Chris Beaver, Courtney Green, Brandon Cruz

| Game Time | Illini | Score | Diff | ODU |
|-----------|------------------------------------------------------------|--------------|-----------|---------------------------------------------------------|
| 11:41 | 21 COCKBURN K turnover travel (2) | | | |
| 11:26 | | | | 11 OLIVER A 2pt FG outside the paint, jump shot missed |
| 11:23 | 20 WILLIAMS D defensive rebound (4) | | | |
| 11:07 | 21 COCKBURN K foul drawn (4) | | | 23 DICKENS D foul personal (3 - 6) |
| 11:07 | | | | 23 DICKENS D substitution out |
| 11:07 | | | | 22 EZIKPE K substitution in |
| 11:07 | turnover sec 5 (11) | | | |
| 10:56 | | 51-35 | 16 | 11 OLIVER A 3pt FG , jump shot made (8) |
| 10:56 | | | | 0 GODWIN M assist (1) |
| 10:55 | 10 FELIZ A foul shooting (2 - 4) | | | 11 OLIVER A foul drawn (2) |
| 10:55 | 2 NICHOLS K substitution out | | | |
| 10:55 | 10 FELIZ A substitution out | | | |
| 10:55 | 11 DOSUNMU A substitution in | | | |
| 10:55 | 15 BEZHANISHVILI G substitution in | | | |
| 10:55 | | 51-36 | 15 | 11 OLIVER A free throw 1 - 1 made (9) |
| 10:46 | 20 WILLIAMS D turnover bad pass (1) | | | 22 EZIKPE K steal (1) |
| 10:32 | | | | 11 OLIVER A 3pt FG , jump shot missed |
| 10:29 | 11 DOSUNMU A defensive rebound (2) | | | |
| 10:04 | 15 BEZHANISHVILI G 2pt FG in the paint, jump shot missed | | | |
| 10:03 | 21 COCKBURN K offensive rebound (6) | | | |
| 10:03 | 21 COCKBURN K foul drawn (5) | | | 22 EZIKPE K foul personal (3 - 7) |
| 10:03 | 20 WILLIAMS D substitution out | | | |
| 10:03 | 0 GRIFFIN A substitution in | | | |
| 10:03 | 21 COCKBURN K 1&1 free throw 1 made (10) | 52-36 | 16 | |
| 10:03 | 21 COCKBURN K 1&1 free throw 2 made (11) | 53-36 | 17 | |
| 09:48 | | | | 10 GREEN X 2pt FG outside the paint, jump shot missed |
| 09:44 | 21 COCKBURN K defensive rebound (7) | | | |
| 09:32 | 0 GRIFFIN A 3pt FG , jump shot missed | | | |
| 09:28 | | | | 0 GODWIN M defensive rebound (5) |
| 09:19 | | | | 11 OLIVER A 3pt FG , jump shot missed |
| 09:17 | 15 BEZHANISHVILI G defensive rebound (6) | | | |
| 09:17 | 15 BEZHANISHVILI G foul drawn (2) | | | 22 EZIKPE K foul personal (4 - 8) |
| 09:17 | | | | 11 OLIVER A substitution out |
| 09:17 | | | | 22 EZIKPE K substitution out |
| 09:17 | | | | 15 REECE J substitution in |
| 09:17 | | | | 23 DICKENS D substitution in |
| 09:17 | 15 BEZHANISHVILI G 1&1 free throw 1 made (5) | 54-36 | 18 | |
| 09:17 | 15 BEZHANISHVILI G 1&1 free throw 2 made (6) | 55-36 | 19 | |
| 09:07 | | | | 23 DICKENS D 2pt FG outside the paint, jump shot missed |
| 09:03 | 21 COCKBURN K defensive rebound (8) | | | |
| 08:46 | 11 DOSUNMU A 2pt FG in the paint, layup missed | | | |
| 08:36 | 21 COCKBURN K offensive rebound (9) | | | |
| 08:36 | 21 COCKBURN K 2pt FG in the paint, dunk, missed | | | |
| 08:36 | | | | 23 DICKENS D defensive rebound (4) |
| 08:36 | | | | 10 GREEN X turnover bad pass (5) |
| 08:21 | 11 DOSUNMU A 3pt FG , jump shot made (12) | 58-36 | 22 | |
| 08:07 | 1 FRAZIER T steal (3) | | | 10 GREEN X turnover bad pass (6) |
| 08:02 | 1 FRAZIER T 2pt FG fast break in the paint, layup made (9) | 60-36 | 24 | |
| 07:45 | | 60-38 | 22 | 15 REECE J 2pt FG outside the paint, jump shot made (3) |



Old Dominion at Illinois

12/14/19 State Farm Center, Champaign
2019-20 Men's Basketball

Game Time: 11:00 PM
Game Duration: 1:56
Attendance: 13,267

Officials: Chris Beaver, Courtney Green, Brandon Cruz

| Game Time | Illini | Score | Diff | ODU |
|-----------|-------------------------------------------------------------|--------------|-----------|--------------------------------------------------|
| 07:39 | 11 DOSUNMU A foul drawn (3) | | | 10 GREEN X foul personal (3 - 9) |
| 07:39 | Timeout media | | | |
| 07:39 | 15 BEZHANISHVILI G substitution out | | | |
| 07:39 | 21 COCKBURN K substitution out | | | |
| 07:39 | 2 NICHOLS K substitution in | | | |
| 07:39 | 34 HAMLIN J substitution in | | | |
| 07:39 | | | | 0 GODWIN M substitution out |
| 07:39 | | | | 10 GREEN X substitution out |
| 07:39 | | | | 3 CURRY M substitution in |
| 07:39 | | | | 11 OLIVER A substitution in |
| 07:39 | 11 DOSUNMU A 1&1 free throw 1 made (13) | 61-38 | 23 | |
| 07:39 | 11 DOSUNMU A 1&1 free throw 2 made (14) | 62-38 | 24 | |
| 07:39 | 11 DOSUNMU A substitution out | | | |
| 07:39 | 10 FELIZ A substitution in | | | |
| 07:25 | 10 FELIZ A foul drawn (6) | | | 23 DICKENS D foul offensive (4 - 10) |
| 07:25 | | | | 23 DICKENS D turnover offensive (3) |
| 07:25 | | | | 23 DICKENS D substitution out |
| 07:25 | | | | 22 EZIKPE K substitution in |
| 07:14 | 0 GRIFFIN A 3pt FG , jump shot made (11) | 65-38 | 27 | |
| 07:14 | 1 FRAZIER T assist (2) | | | |
| 06:54 | 0 GRIFFIN A foul drawn (1) | | | 22 EZIKPE K foul offensive (5 - 11) |
| 06:54 | | | | 22 EZIKPE K turnover offensive (1) |
| 06:54 | | | | 22 EZIKPE K substitution out |
| 06:54 | | | | 13 CARVER A substitution in |
| 06:19 | 1 FRAZIER T 2pt FG outside the paint, jump shot missed | | | |
| 06:15 | | | | 1 WADE J defensive rebound (4) |
| 06:13 | 1 FRAZIER T steal (4) | | | 15 REECE J turnover lost ball (3) |
| 06:07 | 0 GRIFFIN A 2pt FG fast break in the paint, layup made (13) | 67-38 | 29 | |
| 06:07 | 1 FRAZIER T assist (3) | | | |
| 05:46 | | | | 15 REECE J 3pt FG , jump shot missed |
| 05:41 | 1 FRAZIER T defensive rebound (1) | | | |
| 05:23 | 10 FELIZ A turnover bad pass (1) | | | 11 OLIVER A steal (1) |
| 05:11 | | 67-41 | 26 | 11 OLIVER A 3pt FG , jump shot made (12) |
| 05:11 | | | | 1 WADE J assist (2) |
| 04:54 | 2 NICHOLS K 2pt FG outside the paint, jump shot missed | | | |
| 04:48 | | | | 11 OLIVER A defensive rebound (2) |
| 04:37 | | 67-44 | 23 | 11 OLIVER A 3pt FG , jump shot made (15) |
| 04:37 | | | | 3 CURRY M assist (3) |
| 04:14 | 0 GRIFFIN A 2pt FG outside the paint, jump shot made (15) | 69-44 | 25 | |
| 03:56 | | | | 15 REECE J 2pt FG in the paint, jump shot missed |
| 03:54 | | | | 15 REECE J offensive rebound (3) |
| 03:54 | | 69-46 | 23 | 15 REECE J 2pt FG in the paint, layup made (5) |
| 03:54 | 34 HAMLIN J foul shooting (1 - 5) | | | 15 REECE J foul drawn (3) |
| 03:54 | Timeout media | | | |
| 03:54 | 0 GRIFFIN A substitution out | | | |
| 03:54 | 2 NICHOLS K substitution out | | | |
| 03:54 | 10 FELIZ A substitution out | | | |
| 03:54 | 34 HAMLIN J substitution out | | | |
| 03:54 | 5 JONES T substitution in | | | |



Old Dominion at Illinois

12/14/19 State Farm Center, Champaign
2019-20 Men's Basketball

Game Time: 11:00 PM

Game Duration: 1:56

Attendance: 13,267

Officials: Chris Beaver, Courtney Green, Brandon Cruz

| Game Time | Illini | Score | Diff | ODU |
|-------------------------|--------------------------------------------|--------------|-----------|-----------------------------------------------------------|
| 03:54 | 13 BOSMANS-VERDONK B substitution in | | | |
| 03:54 | 21 COCKBURN K substitution in | | | |
| 03:54 | 32 UNDERWOOD T substitution in | | | |
| 03:54 | | | | 1 WADE J substitution out |
| 03:54 | | | | 11 OLIVER A substitution out |
| 03:54 | | | | 0 GODWIN M substitution in |
| 03:54 | | | | 10 GREEN X substitution in |
| 03:54 | | 69-47 | 22 | 15 REECE J free throw 1 - 1 made (6) |
| 03:43 | 13 BOSMANS-VERDONK B turnover bad pass (1) | | | |
| 03:29 | | 69-49 | 20 | 0 GODWIN M 2pt FG outside the paint, jump shot made (9) |
| 03:29 | | | | 3 CURRY M assist (4) |
| 03:06 | 1 FRAZIER T turnover lost ball (1) | | | 3 CURRY M steal (1) |
| 02:57 | | | | 0 GODWIN M 2pt FG in the paint, jump shot missed |
| 02:53 | | | | 0 GODWIN M offensive rebound (6) |
| 02:51 | | | | 3 CURRY M 2pt FG outside the paint, jump shot missed |
| 02:47 | 1 FRAZIER T defensive rebound (2) | | | |
| 02:36 | 21 COCKBURN K turnover 3 seconds (3) | | | |
| 02:14 | | 69-51 | 18 | 10 GREEN X 2pt FG outside the paint, jump shot made (13) |
| 02:07 | Timeout 30 Sec | | | |
| 02:07 | 21 COCKBURN K substitution out | | | |
| 02:07 | 34 HAMLIN J substitution in | | | |
| 01:39 | turnover shot clock (17) | | | |
| 01:39 | | | | 0 GODWIN M substitution out |
| 01:39 | | | | 11 OLIVER A substitution in |
| 01:39 | 1 FRAZIER T substitution out | | | |
| 01:39 | 13 BOSMANS-VERDONK B substitution out | | | |
| 01:39 | 4 GRIFFITH Z substitution in | | | |
| 01:39 | 35 OLADIMEJI S substitution in | | | |
| 01:20 | | 69-53 | 16 | 11 OLIVER A 2pt FG outside the paint, jump shot made (17) |
| 00:54 | 32 UNDERWOOD T 3pt FG , jump shot missed | | | |
| 00:49 | | | | 13 CARVER A defensive rebound (2) |
| 00:40 | 34 HAMLIN J foul shooting (2 - 6) | | | 15 REECE J foul drawn (4) |
| 00:40 | | 69-54 | 15 | 15 REECE J free throw 1 - 2 made (7) |
| 00:40 | | | | 10 GREEN X substitution out |
| 00:40 | | | | 21 PILAVIOS A substitution in |
| 00:40 | | 69-55 | 14 | 15 REECE J free throw 2 - 2 made (8) |
| 00:16 | 5 JONES T 3pt FG , jump shot missed | | | |
| 00:12 | | | | 15 REECE J defensive rebound (4) |
| 00:10 | | | | 21 PILAVIOS A 2pt FG in the paint, layup missed |
| 00:06 | 35 OLADIMEJI S defensive rebound (1) | | | |
| END OF GAME | | | | |
| Illini 69-55 ODU | | | | |



Old Dominion at Illinois

12/14/19 State Farm Center, Champaign
2019-20 Men's Basketball

Game Time: 11:00 PM
Game Duration: 1:56
Attendance: 13,267

Officials: Chris Beaver, Courtney Green, Brandon Cruz

Old Dominion - 30

| NO. | Name | F | Min | FG | | | Rebounds | | | Fouls | | TP | AS | TO | ST | Blocks | | +/- |
|---------------|----------------|---|-------|-------|-----|-----|----------|----|-----|-------|----|----|----|----|----|--------|----|-----|
| | | | | M-A | M-A | M-A | OR | DR | TOT | PF | FD | | | | | BS | BA | |
| 13 | Aaron Carver | F | 08:39 | 0-0 | 0-0 | 0-0 | 0 | 1 | 1 | 1 | 1 | 0 | 0 | 0 | 0 | 0 | 0 | 15 |
| 23 | Dajour Dickens | F | 08:11 | 1-5 | 0-0 | 0-0 | 1 | 1 | 2 | 2 | 0 | 2 | 0 | 2 | 1 | 0 | 0 | -6 |
| 0 | Marquis Godwin | G | 13:00 | 2-3 | 0-0 | 0-0 | 1 | 2 | 3 | 0 | 1 | 4 | 1 | 1 | 0 | 0 | 0 | 1 |
| 3 | Malik Curry | G | 11:24 | 0-2 | 0-1 | 0-0 | 0 | 1 | 1 | 1 | 0 | 0 | 3 | 0 | 1 | 0 | 0 | 9 |
| 10 | Xavier Green | G | 15:35 | 2-5 | 1-2 | 0-0 | 0 | 1 | 1 | 3 | 0 | 5 | 1 | 3 | 0 | 0 | 0 | 1 |
| 15 | Joe Reece | | 13:51 | 2-4 | 0-1 | 3-3 | 1 | 1 | 2 | 0 | 2 | 7 | 0 | 1 | 0 | 0 | 0 | -3 |
| 1 | Jason Wade | | 12:21 | 0-2 | 0-0 | 0-0 | 1 | 1 | 2 | 0 | 1 | 0 | 1 | 0 | 0 | 0 | 0 | -9 |
| 22 | Kalu Ezikpe | | 04:55 | 0-1 | 0-0 | 0-0 | 0 | 0 | 0 | 3 | 0 | 0 | 0 | 1 | 1 | 0 | 0 | -6 |
| 11 | A.J. Oliver | | 11:24 | 4-7 | 3-5 | 1-1 | 0 | 2 | 2 | 1 | 1 | 12 | 0 | 0 | 1 | 0 | 0 | 2 |
| 21 | Alfis Pilavios | | 00:40 | 0-1 | 0-0 | 0-0 | 0 | 0 | 0 | 0 | 0 | 0 | 0 | 0 | 0 | 0 | 0 | 1 |
| Team | | | | | | | 0 | 0 | 0 | | | 0 | | 1 | | | | |
| Totals | | | | 11-30 | 4-9 | 4-4 | 4 | 10 | 14 | 11 | 6 | 30 | 6 | 9 | 4 | 0 | 0 | 1 |

| Shooting By Period | | |
|--------------------|-------|--------|
| 2nd FG% | 11-30 | 36.7% |
| 3PT% | 4-9 | 44.4% |
| FT% | 4-4 | 100% |
| GM FG% | 11-30 | 36.7% |
| 3PT% | 4-9 | 44.4% |
| FT% | 4-4 | 100.0% |

Dead Ball Rebounds: 0, 0

Technical Fouls::NONE

Illinois - 29

| NO. | Name | F | Min | FG | | | Rebounds | | | Fouls | | TP | AS | TO | ST | Blocks | | +/- |
|---------------|--------------------------|---|-------|------|-----|-----|----------|----|-----|-------|----|----|----|----|----|--------|----|-----|
| | | | | M-A | M-A | M-A | OR | DR | TOT | PF | FD | | | | | BS | BA | |
| 15 | Giorgi Bezhanishvili | F | 07:59 | 1-3 | 0-0 | 2-2 | 0 | 2 | 2 | 1 | 1 | 4 | 1 | 2 | 0 | 0 | 0 | 7 |
| 21 | Kofi Cockburn | C | 13:10 | 0-2 | 0-0 | 2-2 | 3 | 3 | 6 | 0 | 2 | 2 | 0 | 2 | 0 | 0 | 0 | 0 |
| 1 | Trent Frazier | G | 11:29 | 1-2 | 0-0 | 0-0 | 0 | 2 | 2 | 1 | 0 | 2 | 2 | 1 | 2 | 0 | 0 | -3 |
| 11 | Ayo Dosunmu | G | 09:35 | 1-2 | 1-1 | 4-4 | 0 | 1 | 1 | 0 | 2 | 7 | 1 | 1 | 0 | 0 | 0 | 12 |
| 20 | Da'Monte Williams | G | 08:21 | 0-1 | 0-1 | 0-0 | 0 | 2 | 2 | 0 | 0 | 0 | 0 | 1 | 0 | 0 | 0 | -3 |
| 10 | Andres Feliz | | 11:32 | 1-2 | 0-0 | 0-0 | 0 | 2 | 2 | 1 | 4 | 2 | 1 | 1 | 0 | 0 | 0 | 2 |
| 2 | Kipper Nichols | | 09:05 | 1-3 | 0-1 | 0-0 | 0 | 0 | 0 | 1 | 1 | 2 | 0 | 1 | 1 | 0 | 0 | 3 |
| 0 | Alan Griffin | | 09:36 | 4-5 | 2-3 | 0-0 | 0 | 0 | 0 | 0 | 1 | 10 | 0 | 1 | 0 | 0 | 0 | 11 |
| 34 | Jermaine Hamlin | | 05:52 | 0-0 | 0-0 | 0-0 | 0 | 0 | 0 | 2 | 0 | 0 | 0 | 0 | 0 | 0 | 0 | -3 |
| 5 | Tevian Jones | | 03:54 | 0-1 | 0-1 | 0-0 | 0 | 0 | 0 | 0 | 0 | 0 | 0 | 0 | 0 | 0 | 0 | -9 |
| 13 | Benjamin Bosmans-Verdonk | | 02:15 | 0-0 | 0-0 | 0-0 | 0 | 0 | 0 | 0 | 0 | 0 | 0 | 1 | 0 | 0 | 0 | -5 |
| 32 | Tyler Underwood | | 03:54 | 0-1 | 0-1 | 0-0 | 0 | 0 | 0 | 0 | 0 | 0 | 0 | 0 | 0 | 0 | 0 | -9 |
| 4 | Zach Griffith | | 01:39 | 0-0 | 0-0 | 0-0 | 0 | 0 | 0 | 0 | 0 | 0 | 0 | 0 | 0 | 0 | 0 | -4 |
| 35 | Samson Oladimeji | | 01:39 | 0-0 | 0-0 | 0-0 | 0 | 1 | 1 | 0 | 0 | 0 | 0 | 0 | 0 | 0 | 0 | -4 |
| Team | | | | | | | 0 | 1 | 1 | | | 0 | | 2 | | | | |
| Totals | | | | 9-22 | 3-8 | 8-8 | 3 | 14 | 17 | 6 | 11 | 29 | 5 | 13 | 3 | 0 | 0 | -1 |

| Shooting By Period | | |
|--------------------|------|--------|
| 2nd FG% | 9-22 | 40.9% |
| 3PT% | 3-8 | 37.5% |
| FT% | 8-8 | 100% |
| GM FG% | 9-22 | 40.9% |
| 3PT% | 3-8 | 37.5% |
| FT% | 8-8 | 100.0% |

Dead Ball Rebounds: 0, 1

Technical Fouls::NONE

| | ODU | Illini |
|------------------|---------------------------|---------------------------|
| Biggest lead | 0 (1 st 20:00) | 29 (2 nd 6:07) |
| Best Scoring Run | 11 (2 nd 0:40) | 9 (2 nd 12:51) |
| Lead Changes | 0 | |
| Times Tied | 0 | |
| Time with Lead | 00:00 | 19:46 |

| | ODU | Illini |
|---------------|-----|--------|
| Points from | 13 | 12 |
| Turnovers | 4 | 10 |
| Paint | 3 | 2 |
| Second Chance | 0 | 15 |
| Fast Breaks | 19 | 14 |
| Bench | | |

| | Period by Period Scoring | |
|--------|--------------------------|-----|
| | 2nd | TOT |
| ODU | 30 | 30 |
| Illini | 29 | 29 |

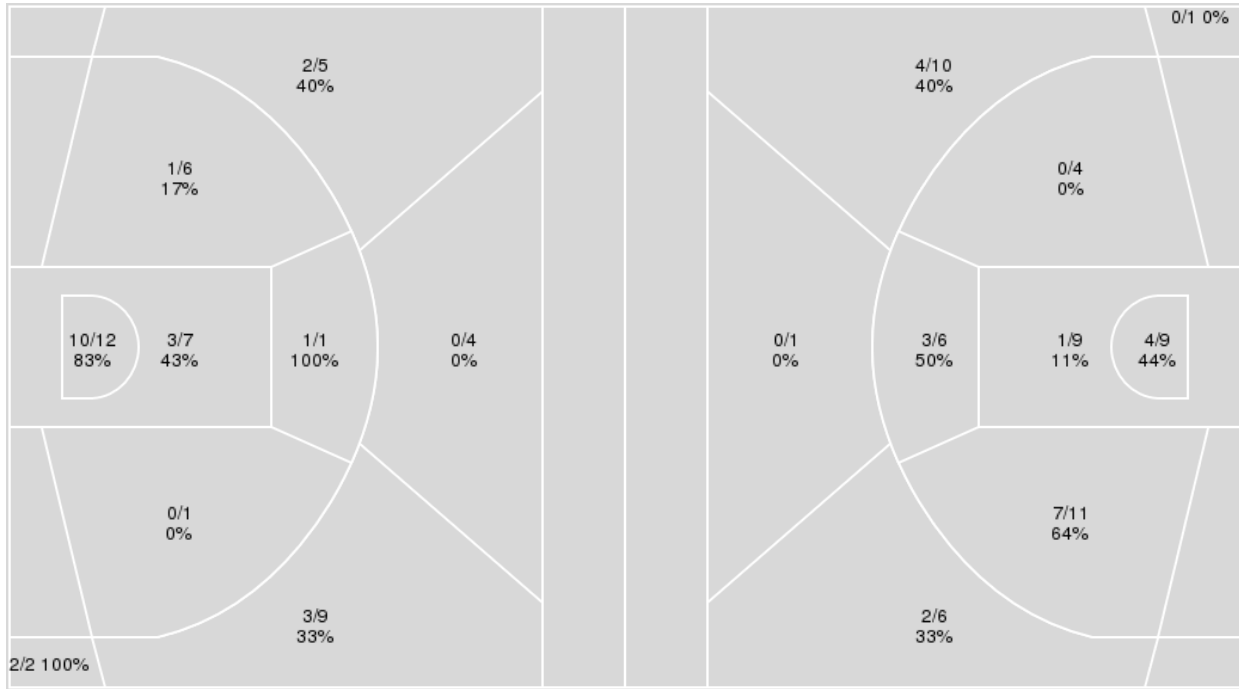


Officials: Chris Beaver, Courtney Green, Brandon Cruz

{ Players => 0, 1, 2, 3, 4, 5, 10, 11, 13, 15, 20, 21, 22, 32, 34, 35; } FG { Players => All; } FG Types => All; Results => All;
 Types => All; Results => All;

Illinois

Old Dominion



| Illinois | M/A | % |
|-------------|-------|----|
| Field Goals | 22/47 | 47 |
| 2 Points | 15/27 | 56 |
| 3 Points | 7/20 | 35 |
| Free Throws | 18/20 | 90 |

| Old Dominion | M/A | % |
|--------------|-------|----|
| Field Goals | 21/57 | 37 |
| 2 Points | 15/39 | 38 |
| 3 Points | 6/18 | 33 |
| Free Throws | 7/8 | 88 |



Old Dominion at Illinois

12/14/19 State Farm Center, Champaign
2019-20 Men's Basketball

Game Time: 11:00 PM
Game Duration: 1:56
Attendance: 13,267

Officials: Chris Beaver, Courtney Green, Brandon Cruz

Old Dominion

| No | Name | Mins | | Score | | Points Diff | | Points per Min | | Assists | | Rebounds | | Steals | | Turnovers | |
|----|----------------|-------|-------|---------|---------|-------------|-----|----------------|------|---------|-----|----------|-----|--------|-----|-----------|-----|
| | | On | Off | On | Off | On | Off | On | Off | On | Off | On | Off | On | Off | On | Off |
| 0 | Marquis Godwin | 28:42 | 11:18 | 37 - 54 | 18 - 15 | -17 | 3 | 1.29 | 1.59 | 8 | 4 | 20 | 11 | 5 | 2 | 12 | 7 |
| 1 | Jason Wade | 24:48 | 15:12 | 31 - 41 | 24 - 28 | -10 | -4 | 1.25 | 1.58 | 6 | 6 | 20 | 11 | 6 | 1 | 11 | 8 |
| 3 | Malik Curry | 16:55 | 23:05 | 26 - 29 | 29 - 40 | -3 | -11 | 1.54 | 1.26 | 7 | 5 | 12 | 19 | 3 | 4 | 9 | 10 |
| 10 | Xavier Green | 33:58 | 06:02 | 44 - 58 | 11 - 11 | -14 | 0 | 1.30 | 1.82 | 9 | 3 | 26 | 5 | 5 | 2 | 15 | 4 |
| 11 | A.J. Oliver | 20:45 | 19:15 | 34 - 32 | 21 - 37 | 2 | -16 | 1.64 | 1.09 | 8 | 4 | 18 | 13 | 4 | 3 | 11 | 8 |
| 13 | Aaron Carver | 19:07 | 20:53 | 33 - 31 | 22 - 38 | 2 | -16 | 1.73 | 1.05 | 6 | 6 | 16 | 15 | 4 | 3 | 4 | 15 |
| 15 | Joe Reece | 25:33 | 14:27 | 34 - 43 | 21 - 26 | -9 | -5 | 1.33 | 1.45 | 7 | 5 | 20 | 11 | 4 | 3 | 16 | 3 |
| 21 | Alfis Pilavios | 00:40 | 39:20 | 1 - 0 | 54 - 69 | 1 | -15 | 1.50 | 1.37 | 0 | 12 | 1 | 30 | 0 | 7 | 0 | 19 |
| 22 | Kalu Ezikpe | 06:02 | 33:58 | 6 - 13 | 49 - 56 | -7 | -7 | 0.99 | 1.44 | 1 | 11 | 4 | 27 | 1 | 6 | 3 | 16 |
| 23 | Dajour Dickens | 23:30 | 16:30 | 29 - 44 | 26 - 25 | -15 | 1 | 1.23 | 1.58 | 8 | 4 | 18 | 13 | 3 | 4 | 14 | 5 |

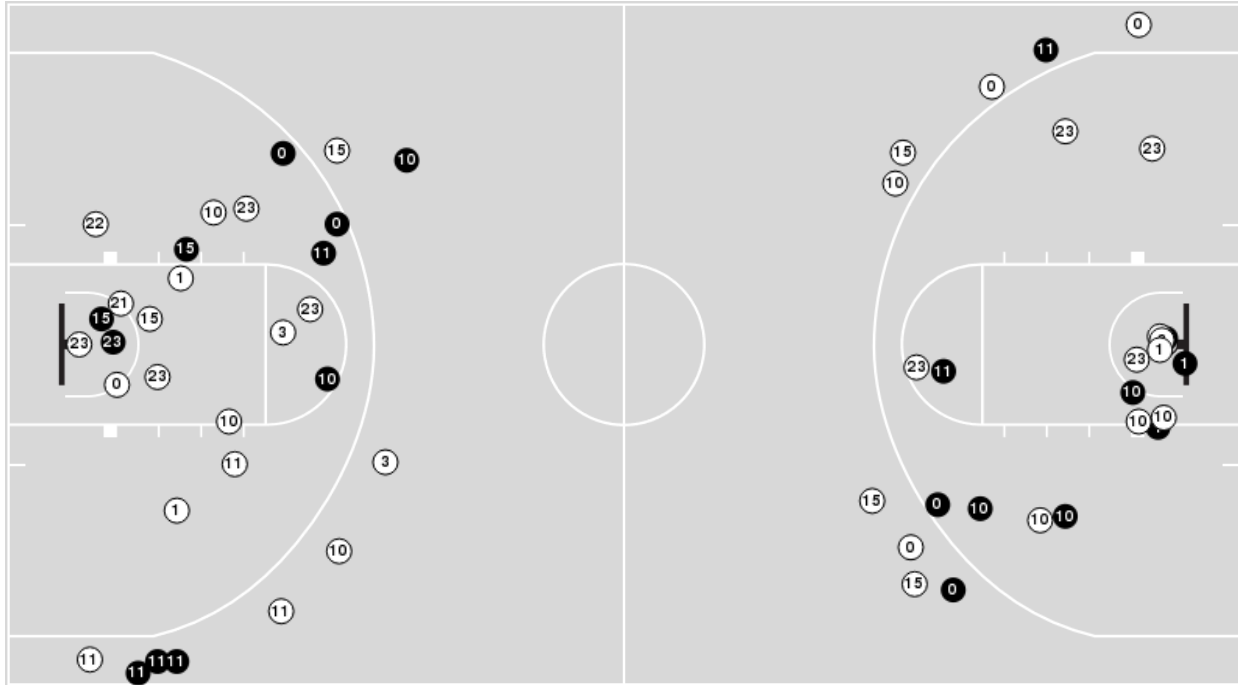
Illinois

| No | Name | Mins | | Score | | Points Diff | | Points per Min | | Assists | | Rebounds | | Steals | | Turnovers | |
|----|--------------------------|-------|-------|---------|---------|-------------|-----|----------------|------|---------|-----|----------|-----|--------|-----|-----------|-----|
| | | On | Off | On | Off | On | Off | On | Off | On | Off | On | Off | On | Off | On | Off |
| 0 | Alan Griffin | 15:52 | 24:08 | 32 - 20 | 37 - 35 | 12 | 2 | 2.02 | 1.53 | 5 | 10 | 13 | 17 | 3 | 4 | 4 | 13 |
| 1 | Trent Frazier | 23:08 | 16:52 | 48 - 34 | 21 - 21 | 14 | 0 | 2.07 | 1.25 | 10 | 5 | 16 | 14 | 5 | 2 | 11 | 6 |
| 2 | Kipper Nichols | 19:34 | 20:26 | 28 - 26 | 41 - 29 | 2 | 12 | 1.43 | 2.01 | 6 | 9 | 12 | 18 | 4 | 3 | 9 | 8 |
| 4 | Zach Griffith | 01:39 | 38:21 | 0 - 4 | 69 - 51 | -4 | 18 | 0.00 | 1.80 | 0 | 15 | 1 | 29 | 0 | 7 | 0 | 17 |
| 5 | Tevian Jones | 03:54 | 36:06 | 0 - 9 | 69 - 46 | -9 | 23 | 0.00 | 1.91 | 0 | 15 | 2 | 28 | 0 | 7 | 4 | 13 |
| 10 | Andres Feliz | 24:45 | 15:15 | 39 - 30 | 30 - 25 | 9 | 5 | 1.58 | 1.97 | 8 | 7 | 18 | 12 | 6 | 1 | 10 | 7 |
| 11 | Ayo Dosunmu | 26:30 | 13:30 | 57 - 30 | 12 - 25 | 27 | -13 | 2.15 | 0.89 | 13 | 2 | 23 | 7 | 5 | 2 | 7 | 10 |
| 13 | Benjamin Bosmans-Verdonk | 02:15 | 37:45 | 0 - 5 | 69 - 50 | -5 | 19 | 0.00 | 1.83 | 0 | 15 | 1 | 29 | 0 | 7 | 4 | 13 |
| 15 | Giorgi Bezhanishvili | 22:03 | 17:57 | 48 - 27 | 21 - 28 | 21 | -7 | 2.18 | 1.17 | 11 | 4 | 19 | 11 | 5 | 2 | 6 | 11 |
| 20 | Da'Monte Williams | 19:21 | 20:39 | 30 - 26 | 39 - 29 | 4 | 10 | 1.55 | 1.89 | 9 | 6 | 15 | 15 | 2 | 5 | 11 | 6 |
| 21 | Kofi Cockburn | 29:34 | 10:26 | 54 - 39 | 15 - 16 | 15 | -1 | 1.83 | 1.44 | 11 | 4 | 25 | 5 | 4 | 3 | 13 | 4 |
| 32 | Tyler Underwood | 03:54 | 36:06 | 0 - 9 | 69 - 46 | -9 | 23 | 0.00 | 1.91 | 0 | 15 | 2 | 28 | 0 | 7 | 4 | 13 |
| 34 | Jermaine Hamlin | 05:52 | 34:08 | 9 - 12 | 60 - 43 | -3 | 17 | 1.53 | 1.76 | 2 | 13 | 2 | 28 | 1 | 6 | 2 | 15 |
| 35 | Samson Oladimeji | 01:39 | 38:21 | 0 - 4 | 69 - 51 | -4 | 18 | 0.00 | 1.80 | 0 | 15 | 1 | 29 | 0 | 7 | 0 | 17 |

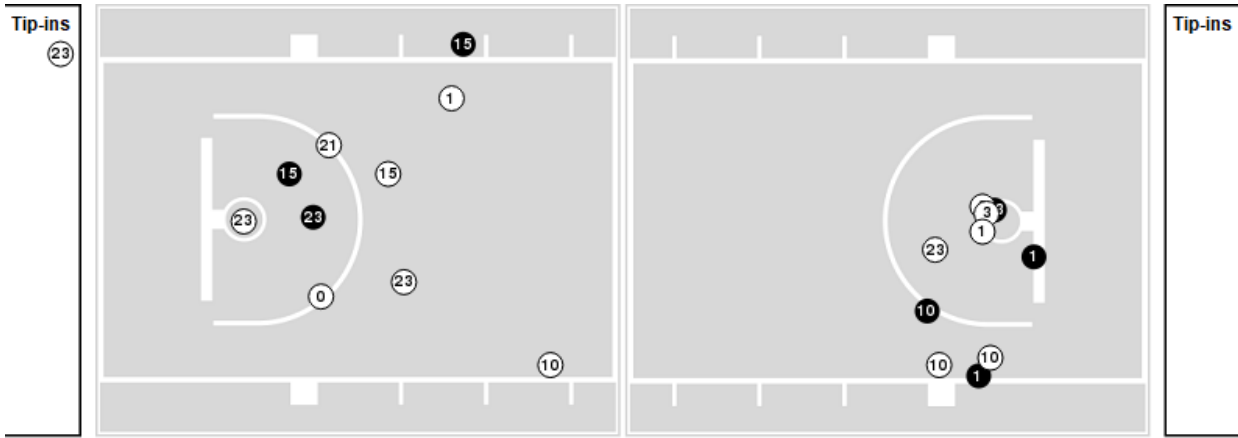


Players => AllFG Types=>AllResults=>All
Old Dominion

All Field Goals



Blow Up Chart



● Made ○ Missed N - Player Number

| Old Dominion | M/A | % |
|--------------|-------|----|
| Field Goals | 21/57 | 37 |
| 2 Points | 15/39 | 38 |
| 3 Points | 6/18 | 33 |
| Free Throws | 7/8 | 88 |

| Old Dominion | M/A | % |
|----------------------|-------------|-----|
| Points in the Paint | 10 (5 / 18) | 28 |
| Fast Break Points | 2 (1/1) | 100 |
| Second Chance Points | 7 (5/11) | 45 |
| Effective FG% | 42 | |

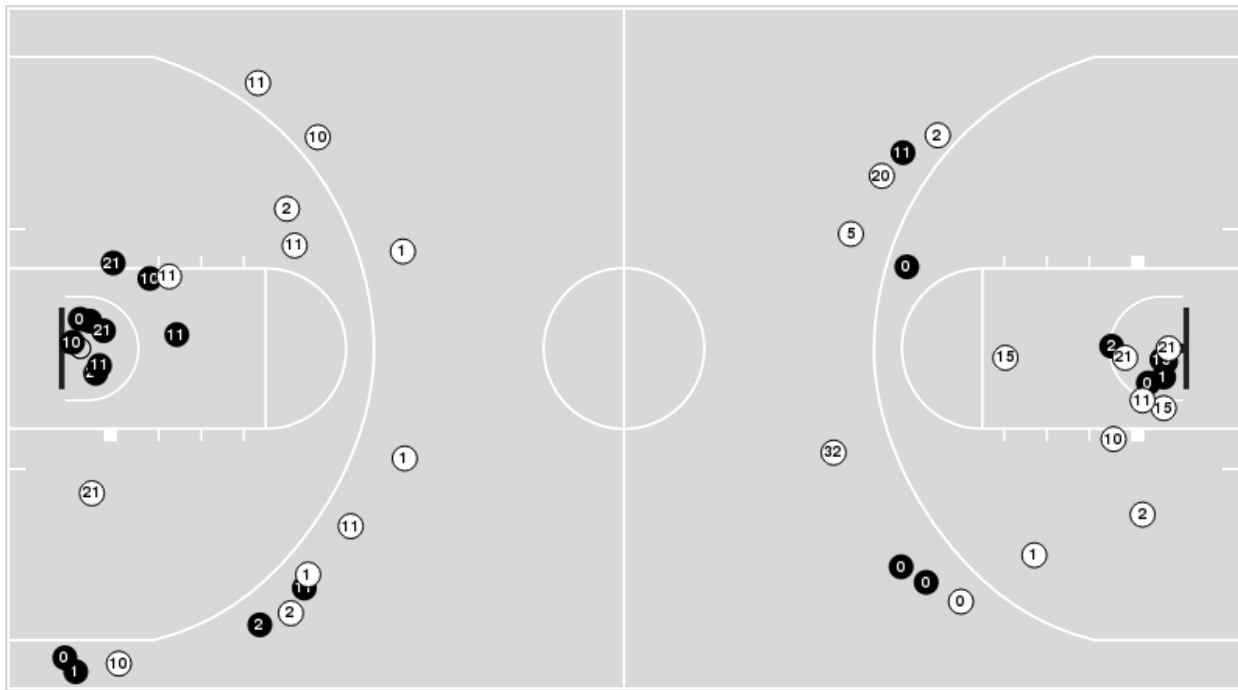


Officials: Chris Beaver, Courtney Green, Brandon Cruz

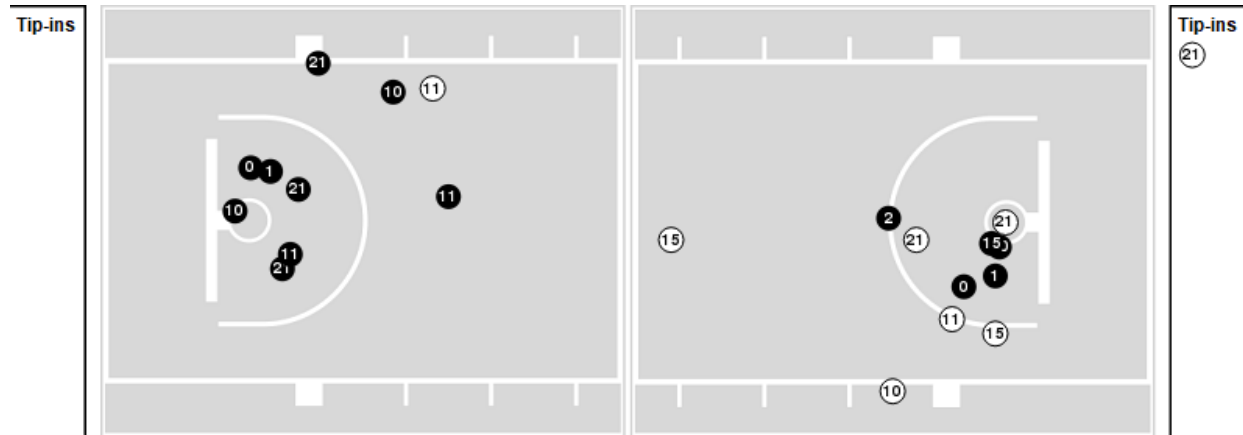
Players => 0, 1, 2, 3, 4, 5, 10, 11, 13, 15, 20, 21, 22, 32, 34, 35 FG Types=>All Results=>All

Illinois

All Field Goals



Blow Up Chart



● Made ○ Missed N - Player Number

| Illinois | M/A | % |
|-------------|-------|----|
| Field Goals | 22/47 | 47 |
| 2 Points | 15/27 | 56 |
| 3 Points | 7/20 | 35 |
| Free Throws | 18/20 | 90 |

| Illinois | M/A | % |
|----------------------|--------------|-----|
| Points in the Paint | 26 (13 / 19) | 68 |
| Fast Break Points | 26 (15/15) | 100 |
| Second Chance Points | 5 (3/5) | 60 |
| Effective FG% | 54 | |



Old Dominion at Illinois

12/14/19 State Farm Center, Champaign
2019-20 Men's Basketball

Officials: Chris Beaver, Courtney Green, Brandon Cruz

Old Dominion

| Lineup | Quarter On | Time On | Quarter Off | Time Off | Time on Court | Score | Score Diff | Reb | Stl | Tov | Ass | PPP |
|----------------------------------------------------------------------|------------|---------|-------------|----------|---------------|-------|------------|-----|-----|-----|-----|--------|
| 0- Godwin M/ 3- Curry M/ 10- Green X/ 13- Carver A/ 23- Dickens D/ | 1 | 20:00 | 1 | 18:23 | 01:37 | 0-8 | -8 | 1 | 0 | 0 | 0 | 0.0000 |
| 0- Godwin M/ 1- Wade J/ 10- Green X/ 13- Carver A/ 23- Dickens D/ | 1 | 18:23 | 1 | 16:21 | 02:02 | 4-3 | 1 | 2 | 0 | 0 | 0 | 1.3889 |
| 0- Godwin M/ 1- Wade J/ 10- Green X/ 13- Carver A/ 22- Ezikpe K/ | 1 | 16:21 | 1 | 15:54 | 00:27 | 0-1 | -1 | 0 | 0 | 0 | 0 | 0.0000 |
| 0- Godwin M/ 1- Wade J/ 10- Green X/ 13- Carver A/ 23- Dickens D/ | 1 | 15:54 | 1 | 15:17 | 00:37 | 0-1 | -1 | 1 | 1 | 0 | 0 | 0.0000 |
| 0- Godwin M/ 1- Wade J/ 10- Green X/ 15- Reece J/ 23- Dickens D/ | 1 | 15:17 | 1 | 14:19 | 00:58 | 0-0 | 0 | 1 | 0 | 1 | 0 | 0.0000 |
| 1- Wade J/ 10- Green X/ 11- Oliver A/ 15- Reece J/ 23- Dickens D/ | 1 | 14:19 | 1 | 11:34 | 02:45 | 4-0 | 4 | 3 | 0 | 1 | 1 | 0.8000 |
| 1- Wade J/ 3- Curry M/ 11- Oliver A/ 15- Reece J/ 23- Dickens D/ | 1 | 11:34 | 1 | 10:54 | 00:40 | 2-0 | 2 | 0 | 1 | 0 | 1 | 2.0000 |
| 3- Curry M/ 10- Green X/ 11- Oliver A/ 15- Reece J/ 23- Dickens D/ | 1 | 10:54 | 1 | 10:01 | 00:53 | 0-3 | -3 | 1 | 0 | 2 | 0 | 0.0000 |
| 0- Godwin M/ 10- Green X/ 11- Oliver A/ 13- Carver A/ 23- Dickens D/ | 1 | 10:01 | 1 | 08:45 | 01:16 | 5-2 | 3 | 1 | 0 | 0 | 2 | 2.5000 |
| 0- Godwin M/ 10- Green X/ 11- Oliver A/ 13- Carver A/ 22- Ezikpe K/ | 1 | 08:45 | 1 | 08:05 | 00:40 | 2-2 | 0 | 1 | 0 | 0 | 0 | 2.0000 |
| 0- Godwin M/ 10- Green X/ 11- Oliver A/ 13- Carver A/ 23- Dickens D/ | 1 | 08:05 | 1 | 07:50 | 00:15 | 0-2 | -2 | 0 | 0 | 1 | 0 | 0.0000 |
| 0- Godwin M/ 10- Green X/ 11- Oliver A/ 15- Reece J/ 23- Dickens D/ | 1 | 07:50 | 1 | 05:55 | 01:55 | 3-5 | -2 | 1 | 0 | 2 | 1 | 1.0000 |
| 0- Godwin M/ 3- Curry M/ 11- Oliver A/ 15- Reece J/ 23- Dickens D/ | 1 | 05:55 | 1 | 04:58 | 00:57 | 0-2 | -2 | 1 | 0 | 1 | 0 | 0.0000 |
| 0- Godwin M/ 1- Wade J/ 3- Curry M/ 10- Green X/ 23- Dickens D/ | 1 | 04:58 | 1 | 03:34 | 01:24 | 2-3 | -1 | 1 | 0 | 1 | 1 | 1.0000 |
| 0- Godwin M/ 1- Wade J/ 10- Green X/ 13- Carver A/ 15- Reece J/ | 1 | 03:34 | 2 | 20:00 | 03:34 | 3-8 | -5 | 3 | 1 | 1 | 0 | 0.5102 |
| 0- Godwin M/ 3- Curry M/ 10- Green X/ 13- Carver A/ 23- Dickens D/ | 2 | 20:00 | 2 | 18:15 | 01:45 | 2-0 | 2 | 1 | 0 | 1 | 1 | 1.0000 |
| 0- Godwin M/ 3- Curry M/ 10- Green X/ 15- Reece J/ 23- Dickens D/ | 2 | 18:15 | 2 | 16:15 | 02:00 | 3-4 | -1 | 1 | 0 | 1 | 1 | 0.7500 |
| 0- Godwin M/ 1- Wade J/ 10- Green X/ 15- Reece J/ 22- Ezikpe K/ | 2 | 16:15 | 2 | 15:17 | 00:58 | 0-2 | -2 | 0 | 0 | 1 | 0 | 0.0000 |
| 1- Wade J/ 10- Green X/ 11- Oliver A/ 15- Reece J/ 22- Ezikpe K/ | 2 | 15:17 | 2 | 13:41 | 01:36 | 0-3 | -3 | 2 | 0 | 1 | 0 | 0.0000 |
| 0- Godwin M/ 1- Wade J/ 10- Green X/ 11- Oliver A/ 23- Dickens D/ | 2 | 13:41 | 2 | 11:07 | 02:34 | 2-2 | 0 | 2 | 1 | 0 | 0 | 0.5000 |
| 0- Godwin M/ 1- Wade J/ 10- Green X/ 11- Oliver A/ 22- Ezikpe K/ | 2 | 11:07 | 2 | 09:17 | 01:50 | 4-2 | 2 | 1 | 1 | 0 | 1 | 0.9009 |
| 0- Godwin M/ 1- Wade J/ 10- Green X/ 15- Reece J/ 23- Dickens D/ | 2 | 09:17 | 2 | 07:39 | 01:38 | 2-7 | -5 | 1 | 0 | 2 | 0 | 0.5000 |
| 1- Wade J/ 3- Curry M/ 11- Oliver A/ 15- Reece J/ 23- Dickens D/ | 2 | 07:39 | 2 | 07:25 | 00:14 | 0-2 | -2 | 0 | 0 | 1 | 0 | 0.0000 |
| 1- Wade J/ 3- Curry M/ 11- Oliver A/ 15- Reece J/ 22- Ezikpe K/ | 2 | 07:25 | 2 | 06:54 | 00:31 | 0-3 | -3 | 0 | 0 | 1 | 0 | 0.0000 |
| 1- Wade J/ 3- Curry M/ 11- Oliver A/ 13- Carver A/ 15- Reece J/ | 2 | 06:54 | 2 | 03:54 | 03:00 | 8-4 | 4 | 3 | 1 | 1 | 2 | 1.6000 |
| 0- Godwin M/ 3- Curry M/ 10- Green X/ 13- Carver A/ 15- Reece J/ | 2 | 03:54 | 2 | 01:39 | 02:15 | 5-0 | 5 | 1 | 1 | 0 | 1 | 1.4535 |
| 3- Curry M/ 10- Green X/ 11- Oliver A/ 13- Carver A/ 15- Reece J/ | 2 | 01:39 | 2 | 00:40 | 00:59 | 3-0 | 3 | 1 | 0 | 0 | 0 | 2.0833 |
| 3- Curry M/ 11- Oliver A/ 13- Carver A/ 15- Reece J/ 21- Pilavios A/ | 2 | 00:40 | 2 | 00:00 | 00:40 | 1-0 | 1 | 1 | 0 | 0 | 0 | 0.6944 |



Old Dominion at Illinois

12/14/19 State Farm Center, Champaign
2019-20 Men's Basketball

Game Time: 11:00 PM
Game Duration: 1:56
Attendance: 13,267

Officials: Chris Beaver, Courtney Green, Brandon Cruz

Illinois

| Lineup | Quarter On | Time On | Quarter Off | Time Off | Time on Court | Score | Score Diff | Reb | Stl | Tov | Ass | PPP |
|------------------------------------------------------------------------------------|------------|---------|-------------|----------|---------------|-------|------------|-----|-----|-----|-----|--------|
| 1- Frazier T/ 11- Dosunmu A/ 15- Bezhaniashvili G/ 20- Williams D/ 21- Cockburn K/ | 1 | 20:00 | 1 | 16:21 | 03:39 | 11-4 | 7 | 3 | 0 | 0 | 4 | 2.0221 |
| 1- Frazier T/ 2- Nichols K/ 10- Feliz A/ 20- Williams D/ 21- Cockburn K/ | 1 | 16:21 | 1 | 14:19 | 02:02 | 2-0 | 2 | 2 | 1 | 1 | 0 | 0.6024 |
| 2- Nichols K/ 10- Feliz A/ 11- Dosunmu A/ 15- Bezhaniashvili G/ 21- Cockburn K/ | 1 | 14:19 | 1 | 14:03 | 00:16 | 0-0 | 0 | 0 | 0 | 0 | 0 | 0.0000 |
| 0- Griffin A/ 2- Nichols K/ 10- Feliz A/ 11- Dosunmu A/ 15- Bezhaniashvili G/ | 1 | 14:03 | 1 | 12:08 | 01:55 | 0-4 | -4 | 2 | 0 | 1 | 0 | 0.0000 |
| 0- Griffin A/ 2- Nichols K/ 10- Feliz A/ 11- Dosunmu A/ 21- Cockburn K/ | 1 | 12:08 | 1 | 11:34 | 00:34 | 0-0 | 0 | 1 | 0 | 0 | 0 | 0.0000 |
| 1- Frazier T/ 2- Nichols K/ 11- Dosunmu A/ 20- Williams D/ 21- Cockburn K/ | 1 | 11:34 | 1 | 10:01 | 01:33 | 3-2 | 1 | 0 | 0 | 1 | 1 | 1.0000 |
| 1- Frazier T/ 11- Dosunmu A/ 15- Bezhaniashvili G/ 20- Williams D/ 21- Cockburn K/ | 1 | 10:01 | 1 | 08:45 | 01:16 | 2-5 | -3 | 0 | 0 | 0 | 1 | 1.0000 |
| 1- Frazier T/ 10- Feliz A/ 11- Dosunmu A/ 15- Bezhaniashvili G/ 21- Cockburn K/ | 1 | 08:45 | 1 | 06:58 | 01:47 | 8-2 | 6 | 0 | 1 | 0 | 0 | 2.1277 |
| 2- Nichols K/ 10- Feliz A/ 15- Bezhaniashvili G/ 20- Williams D/ 21- Cockburn K/ | 1 | 06:58 | 1 | 06:08 | 00:50 | 1-3 | -2 | 0 | 0 | 0 | 0 | 1.1364 |
| 0- Griffin A/ 2- Nichols K/ 10- Feliz A/ 15- Bezhaniashvili G/ 20- Williams D/ | 1 | 06:08 | 1 | 05:55 | 00:13 | 0-0 | 0 | 0 | 0 | 0 | 0 | 0.0000 |
| 0- Griffin A/ 2- Nichols K/ 10- Feliz A/ 11- Dosunmu A/ 15- Bezhaniashvili G/ | 1 | 05:55 | 1 | 04:27 | 01:28 | 4-0 | 4 | 1 | 1 | 0 | 1 | 1.0000 |
| 0- Griffin A/ 2- Nichols K/ 10- Feliz A/ 11- Dosunmu A/ 21- Cockburn K/ | 1 | 04:27 | 1 | 02:49 | 01:38 | 2-4 | -2 | 0 | 0 | 0 | 0 | 1.0638 |
| 1- Frazier T/ 10- Feliz A/ 11- Dosunmu A/ 15- Bezhaniashvili G/ 21- Cockburn K/ | 1 | 02:49 | 1 | 01:27 | 01:22 | 4-0 | 4 | 1 | 1 | 0 | 2 | 2.0000 |
| 10- Feliz A/ 11- Dosunmu A/ 15- Bezhaniashvili G/ 20- Williams D/ 21- Cockburn K/ | 1 | 01:27 | 1 | 00:32 | 00:54 | 0-1 | -1 | 2 | 0 | 1 | 0 | 0.0000 |
| 0- Griffin A/ 11- Dosunmu A/ 15- Bezhaniashvili G/ 20- Williams D/ 21- Cockburn K/ | 1 | 00:32 | 1 | 00:13 | 00:19 | 3-0 | 3 | 0 | 0 | 0 | 1 | 3.0000 |
| 0- Griffin A/ 10- Feliz A/ 11- Dosunmu A/ 20- Williams D/ 21- Cockburn K/ | 1 | 00:13 | 1 | 00:05 | 00:09 | 0-0 | 0 | 0 | 0 | 0 | 0 | 0.0000 |
| 10- Feliz A/ 11- Dosunmu A/ 15- Bezhaniashvili G/ 20- Williams D/ 21- Cockburn K/ | 1 | 00:05 | 2 | 20:00 | 00:05 | 0-0 | 0 | 1 | 0 | 0 | 0 | 0.0000 |
| 1- Frazier T/ 11- Dosunmu A/ 15- Bezhaniashvili G/ 20- Williams D/ 21- Cockburn K/ | 2 | 20:00 | 2 | 18:42 | 01:18 | 0-2 | -2 | 1 | 0 | 1 | 0 | 0.0000 |
| 10- Feliz A/ 11- Dosunmu A/ 15- Bezhaniashvili G/ 20- Williams D/ 21- Cockburn K/ | 2 | 18:42 | 2 | 16:15 | 02:27 | 4-3 | 1 | 2 | 0 | 1 | 1 | 1.0309 |
| 2- Nichols K/ 10- Feliz A/ 11- Dosunmu A/ 15- Bezhaniashvili G/ 20- Williams D/ | 2 | 16:15 | 2 | 15:17 | 00:58 | 2-0 | 2 | 0 | 1 | 1 | 1 | 1.0000 |
| 0- Griffin A/ 2- Nichols K/ 10- Feliz A/ 11- Dosunmu A/ 21- Cockburn K/ | 2 | 15:17 | 2 | 13:41 | 01:36 | 3-0 | 3 | 3 | 0 | 0 | 1 | 1.0000 |
| 0- Griffin A/ 2- Nichols K/ 10- Feliz A/ 20- Williams D/ 21- Cockburn K/ | 2 | 13:41 | 2 | 11:50 | 01:51 | 2-2 | 0 | 1 | 0 | 2 | 0 | 0.6667 |
| 1- Frazier T/ 2- Nichols K/ 10- Feliz A/ 20- Williams D/ 21- Cockburn K/ | 2 | 11:50 | 2 | 10:55 | 00:55 | 0-3 | -3 | 1 | 0 | 2 | 0 | 0.0000 |
| 1- Frazier T/ 11- Dosunmu A/ 15- Bezhaniashvili G/ 20- Williams D/ 21- Cockburn K/ | 2 | 10:55 | 2 | 10:03 | 00:52 | 0-1 | -1 | 2 | 0 | 1 | 0 | 0.0000 |
| 0- Griffin A/ 1- Frazier T/ 11- Dosunmu A/ 15- Bezhaniashvili G/ 21- Cockburn K/ | 2 | 10:03 | 2 | 07:39 | 02:24 | 9-2 | 7 | 4 | 1 | 0 | 0 | 1.5625 |
| 0- Griffin A/ 1- Frazier T/ 2- Nichols K/ 11- Dosunmu A/ 34- Hamlin J/ | 2 | 07:39 | 2 | 07:39 | 00:00 | 2-0 | 2 | 0 | 0 | 0 | 0 | 2.2727 |
| 0- Griffin A/ 1- Frazier T/ 2- Nichols K/ 10- Feliz A/ 34- Hamlin J/ | 2 | 07:39 | 2 | 03:54 | 03:45 | 7-8 | -1 | 1 | 1 | 1 | 2 | 1.1667 |
| 1- Frazier T/ 5- Jones T/ 13- Bosmans-Verdonk B/ 21- Cockburn K/ 32- Underwood T/ | 2 | 03:54 | 2 | 02:07 | 01:47 | 0-5 | -5 | 1 | 0 | 3 | 0 | 0.0000 |
| 1- Frazier T/ 5- Jones T/ 13- Bosmans-Verdonk B/ 32- Underwood T/ 34- Hamlin J/ | 2 | 02:07 | 2 | 01:39 | 00:28 | 0-0 | 0 | 0 | 0 | 1 | 0 | 0.0000 |
| 4- Griffith Z/ 5- Jones T/ 32- Underwood T/ 34- Hamlin J/ 35- Oladimeji S/ | 2 | 01:39 | 2 | 00:00 | 01:39 | 0-4 | -4 | 1 | 0 | 0 | 0 | 0.0000 |



Old Dominion at Illinois

12/14/19 State Farm Center, Champaign
2019-20 Men's Basketball

Game Time: 11:00 PM

Game Duration: 1:56

Attendance: 13,267

Officials: Chris Beaver, Courtney Green, Brandon Cruz

Old Dominion

| Lineup | Time | Score | Score Diff | Pts/Min | Reb | Stl | Tov | Ass | PPP |
|----------------------------------------------------------------------|-------|-------|------------|---------|-----|-----|-----|-----|--------|
| 0- Godwin M/ 1- Wade J/ 10- Green X/ 13- Carver A/ 15- Reece J/ | 03:34 | 3-8 | -5 | 0.8411 | 3 | 1 | 1 | 0 | 0.5102 |
| 1- Wade J/ 3- Curry M/ 11- Oliver A/ 13- Carver A/ 15- Reece J/ | 03:00 | 8-4 | 4 | 2.6667 | 3 | 1 | 1 | 2 | 1.6000 |
| 1- Wade J/ 10- Green X/ 11- Oliver A/ 15- Reece J/ 23- Dickens D/ | 02:45 | 4-0 | 4 | 1.4545 | 3 | 0 | 1 | 1 | 0.8000 |
| 0- Godwin M/ 1- Wade J/ 10- Green X/ 13- Carver A/ 23- Dickens D/ | 02:39 | 4-4 | 0 | 1.5094 | 3 | 1 | 0 | 0 | 1.0309 |
| 0- Godwin M/ 1- Wade J/ 10- Green X/ 15- Reece J/ 23- Dickens D/ | 02:36 | 2-7 | -5 | 0.7692 | 2 | 0 | 3 | 0 | 0.4000 |
| 0- Godwin M/ 1- Wade J/ 10- Green X/ 11- Oliver A/ 23- Dickens D/ | 02:34 | 2-2 | 0 | 0.7792 | 2 | 1 | 0 | 0 | 0.5000 |
| 0- Godwin M/ 3- Curry M/ 10- Green X/ 13- Carver A/ 15- Reece J/ | 02:15 | 5-0 | 5 | 2.2222 | 1 | 1 | 0 | 1 | 1.4535 |
| 0- Godwin M/ 3- Curry M/ 10- Green X/ 15- Reece J/ 23- Dickens D/ | 02:00 | 3-4 | -1 | 1.5000 | 1 | 0 | 1 | 1 | 0.7500 |
| 0- Godwin M/ 10- Green X/ 11- Oliver A/ 15- Reece J/ 23- Dickens D/ | 01:55 | 3-5 | -2 | 1.5652 | 1 | 0 | 2 | 1 | 1.0000 |
| 0- Godwin M/ 1- Wade J/ 10- Green X/ 11- Oliver A/ 22- Ezikpe K/ | 01:50 | 4-2 | 2 | 2.1818 | 1 | 1 | 0 | 1 | 0.9009 |
| 0- Godwin M/ 3- Curry M/ 10- Green X/ 13- Carver A/ 23- Dickens D/ | 01:45 | 2-0 | 2 | 1.1429 | 1 | 0 | 1 | 1 | 1.0000 |
| 0- Godwin M/ 3- Curry M/ 10- Green X/ 13- Carver A/ 23- Dickens D/ | 01:37 | 0-8 | -8 | 0.0000 | 1 | 0 | 0 | 0 | 0.0000 |
| 1- Wade J/ 10- Green X/ 11- Oliver A/ 15- Reece J/ 22- Ezikpe K/ | 01:36 | 0-3 | -3 | 0.0000 | 2 | 0 | 1 | 0 | 0.0000 |
| 0- Godwin M/ 1- Wade J/ 3- Curry M/ 10- Green X/ 23- Dickens D/ | 01:24 | 2-3 | -1 | 1.4286 | 1 | 0 | 1 | 1 | 1.0000 |
| 0- Godwin M/ 10- Green X/ 11- Oliver A/ 13- Carver A/ 23- Dickens D/ | 01:16 | 5-2 | 3 | 3.9474 | 1 | 0 | 0 | 2 | 2.5000 |
| 3- Curry M/ 10- Green X/ 11- Oliver A/ 13- Carver A/ 15- Reece J/ | 00:59 | 3-0 | 3 | 3.0508 | 1 | 0 | 0 | 0 | 2.0833 |
| 0- Godwin M/ 1- Wade J/ 10- Green X/ 15- Reece J/ 22- Ezikpe K/ | 00:58 | 0-2 | -2 | 0.0000 | 0 | 0 | 1 | 0 | 0.0000 |
| 0- Godwin M/ 3- Curry M/ 11- Oliver A/ 15- Reece J/ 23- Dickens D/ | 00:57 | 0-2 | -2 | 0.0000 | 1 | 0 | 1 | 0 | 0.0000 |
| 3- Curry M/ 10- Green X/ 11- Oliver A/ 15- Reece J/ 23- Dickens D/ | 00:53 | 0-3 | -3 | 0.0000 | 1 | 0 | 2 | 0 | 0.0000 |
| 1- Wade J/ 3- Curry M/ 11- Oliver A/ 15- Reece J/ 23- Dickens D/ | 00:40 | 2-0 | 2 | 3.0000 | 0 | 1 | 0 | 1 | 2.0000 |
| 0- Godwin M/ 10- Green X/ 11- Oliver A/ 13- Carver A/ 22- Ezikpe K/ | 00:40 | 2-2 | 0 | 3.0000 | 1 | 0 | 0 | 0 | 2.0000 |
| 3- Curry M/ 11- Oliver A/ 13- Carver A/ 15- Reece J/ 21- Pilavios A/ | 00:40 | 1-0 | 1 | 1.5000 | 1 | 0 | 0 | 0 | 0.6944 |
| 1- Wade J/ 3- Curry M/ 11- Oliver A/ 15- Reece J/ 22- Ezikpe K/ | 00:31 | 0-3 | -3 | 0.0000 | 0 | 0 | 1 | 0 | 0.0000 |
| 0- Godwin M/ 1- Wade J/ 10- Green X/ 13- Carver A/ 22- Ezikpe K/ | 00:27 | 0-1 | -1 | 0.0000 | 0 | 0 | 0 | 0 | 0.0000 |
| 0- Godwin M/ 10- Green X/ 11- Oliver A/ 13- Carver A/ 23- Dickens D/ | 00:15 | 0-2 | -2 | 0.0000 | 0 | 0 | 1 | 0 | 0.0000 |
| 1- Wade J/ 3- Curry M/ 11- Oliver A/ 15- Reece J/ 23- Dickens D/ | 00:14 | 0-2 | -2 | 0.0000 | 0 | 0 | 1 | 0 | 0.0000 |



Old Dominion at Illinois

12/14/19 State Farm Center, Champaign
2019-20 Men's Basketball

Game Time: 11:00 PM
Game Duration: 1:56
Attendance: 13,267

Officials: Chris Beaver, Courtney Green, Brandon Cruz

Illinois

| Lineup | Time | Score | Score Diff | Pts/Min | Reb | Stl | Tov | Ass | PPP |
|-----------------------------------------------------------------------------------|-------|-------|------------|---------|-----|-----|-----|-----|--------|
| 1- Frazier T/ 11- Dosunmu A/ 15- Bezhanishvili G/ 20- Williams D/ 21- Cockburn K/ | 07:05 | 13-12 | 1 | 1.8353 | 6 | 0 | 2 | 5 | 1.2452 |
| 0- Griffin A/ 2- Nichols K/ 10- Feliz A/ 11- Dosunmu A/ 21- Cockburn K/ | 03:48 | 5-4 | 1 | 1.3158 | 4 | 0 | 0 | 1 | 1.0246 |
| 0- Griffin A/ 1- Frazier T/ 2- Nichols K/ 10- Feliz A/ 34- Hamlin J/ | 03:45 | 7-8 | -1 | 1.8667 | 1 | 1 | 1 | 2 | 1.1667 |
| 10- Feliz A/ 11- Dosunmu A/ 15- Bezhanishvili G/ 20- Williams D/ 21- Cockburn K/ | 03:26 | 4-4 | 0 | 1.1650 | 5 | 0 | 2 | 1 | 0.8197 |
| 0- Griffin A/ 2- Nichols K/ 10- Feliz A/ 11- Dosunmu A/ 15- Bezhanishvili G/ | 03:23 | 4-4 | 0 | 1.1823 | 3 | 1 | 1 | 1 | 0.5000 |
| 1- Frazier T/ 10- Feliz A/ 11- Dosunmu A/ 15- Bezhanishvili G/ 21- Cockburn K/ | 03:09 | 12-2 | 10 | 3.8095 | 1 | 2 | 0 | 2 | 2.0833 |
| 1- Frazier T/ 2- Nichols K/ 10- Feliz A/ 20- Williams D/ 21- Cockburn K/ | 02:57 | 2-3 | -1 | 0.6780 | 3 | 1 | 3 | 0 | 0.3759 |
| 0- Griffin A/ 1- Frazier T/ 11- Dosunmu A/ 15- Bezhanishvili G/ 21- Cockburn K/ | 02:24 | 9-2 | 7 | 3.7500 | 4 | 1 | 0 | 0 | 1.5625 |
| 0- Griffin A/ 2- Nichols K/ 10- Feliz A/ 20- Williams D/ 21- Cockburn K/ | 01:51 | 2-2 | 0 | 1.0811 | 1 | 0 | 2 | 0 | 0.6667 |
| 1- Frazier T/ 5- Jones T/ 13- Bosmans-Verdonk B/ 21- Cockburn K/ 32- Underwood T/ | 01:47 | 0-5 | -5 | 0.0000 | 1 | 0 | 3 | 0 | 0.0000 |
| 4- Griffith Z/ 5- Jones T/ 32- Underwood T/ 34- Hamlin J/ 35- Oladimeji S/ | 01:39 | 0-4 | -4 | 0.0000 | 1 | 0 | 0 | 0 | 0.0000 |
| 1- Frazier T/ 2- Nichols K/ 11- Dosunmu A/ 20- Williams D/ 21- Cockburn K/ | 01:33 | 3-2 | 1 | 1.9355 | 0 | 0 | 1 | 1 | 1.0000 |
| 2- Nichols K/ 10- Feliz A/ 11- Dosunmu A/ 15- Bezhanishvili G/ 20- Williams D/ | 00:58 | 2-0 | 2 | 2.0690 | 0 | 1 | 1 | 1 | 1.0000 |
| 2- Nichols K/ 10- Feliz A/ 15- Bezhanishvili G/ 20- Williams D/ 21- Cockburn K/ | 00:50 | 1-3 | -2 | 1.2000 | 0 | 0 | 0 | 0 | 1.1364 |
| 1- Frazier T/ 5- Jones T/ 13- Bosmans-Verdonk B/ 32- Underwood T/ 34- Hamlin J/ | 00:28 | 0-0 | 0 | 0.0000 | 0 | 0 | 1 | 0 | 0.0000 |
| 0- Griffin A/ 11- Dosunmu A/ 15- Bezhanishvili G/ 20- Williams D/ 21- Cockburn K/ | 00:19 | 3-0 | 3 | 9.4737 | 0 | 0 | 0 | 1 | 3.0000 |
| 2- Nichols K/ 10- Feliz A/ 11- Dosunmu A/ 15- Bezhanishvili G/ 21- Cockburn K/ | 00:16 | 0-0 | 0 | 0.0000 | 0 | 0 | 0 | 0 | 0.0000 |
| 0- Griffin A/ 2- Nichols K/ 10- Feliz A/ 15- Bezhanishvili G/ 20- Williams D/ | 00:13 | 0-0 | 0 | 0.0000 | 0 | 0 | 0 | 0 | 0.0000 |
| 0- Griffin A/ 10- Feliz A/ 11- Dosunmu A/ 20- Williams D/ 21- Cockburn K/ | 00:09 | 0-0 | 0 | 0.0000 | 0 | 0 | 0 | 0 | 0.0000 |
| 0- Griffin A/ 1- Frazier T/ 2- Nichols K/ 11- Dosunmu A/ 34- Hamlin J/ | 00:00 | 2-0 | 2 | ∞ | 0 | 0 | 0 | 0 | 2.2727 |