NEBRASKA BASEBALL

3 CWS Appearances | 17 NCAA Regional Appearances | 12 Conference Champions | 103 MLB Draft Picks

2023 Official Game Notes | Huskers.com | Contact: Jared Meister • jmeister@huskers.com • (402) 472-7781

2023 SCHEDULE/RESULTS

Overall Record	26-20-1
Big Ten Record	10-8
at Hawks Field	12-7
Road Games	9-11-1
Neutral Games	5-2
Streak	W1
Last 10 Games	5-5

Date	Opponent	Time (CT)/Result
2/17	at San Diego	L, 7-3
2/18	at San Diego	L, 5-3
2/19	at San Diego	L, 10-9
2/20	at San Diego	T, 16-16 (7 inn.)
2/24	at South Alabama	W, 5-4
2/25	at South Alabama	W, 15-3
2/26	at South Alabama	W, 9-3
3/3	vs. No. 7 Vanderbilt^	W, 5-3
3/4	vs. Hawaii^	W, 12-3
3/5	vs. No. 4 Ole Miss^	L, 14-5
3/7	**NO. COLORADO**	**W, 12-1 (7 inn.)**
3/8	**NO. COLORADO**	**W, 14-3 (7 inn.)**
3/10	**ILLINOIS STATE**	**W, 8-3**
3/11	**ILLINOIS STATE**	**W, 12-0**
3/12	**ILLINOIS STATE**	**CANCELED**
3/14	**OMAHA**	**L, 10-6**
3/17	vs. Nicholls (DH)%	W, 2-1 (7 inn.)
3/17	vs. Nicholls (DH)%	W, 17-1
3/19	vs. Nicholls (DH)%	L, 10-7
3/21	at Creighton	L, 6-5
3/24	**ILLINOIS***	**W, 8-4**
3/25	**ILLINOIS***	**W, 8-3**
3/26	**ILLINOIS***	**L, 10-7**
3/28	**NORTH DAKOTA STATE**	**W, 4-1**
4/1	vs. Texas A&M-CC	W, 12-1 (8 inn.)
4/1	at Abilene Christian	L, 5-3
4/4	at Kansas State	W, 6-1
4/7	at Michigan*	W, 3-1 (10 inn.)
4/8	at Michigan*	L, 8-6
4/9	at Michigan*	W, 11-3
4/11	**OMAHA**	**L, 6-5 (10 inn.)**
4/14	**NORTHWESTERN***	**W, 8-3**
4/15	**NORTHWESTERN***	**W, 9-2**
4/16	**NORTHWESTERN***	**W, 18-5**
4/18	**CREIGHTON**	**L, 6-5**
4/21	at Iowa*	L, 11-6
4/22	at Iowa*	L, 8-0
4/23	at Iowa*	L, 6-1
4/25	at Omaha	W, 6-3
4/26	**SOUTH DAKOTA STATE**	**L, 8-3**
4/28	**MINNESOTA***	**L, 9-7**
4/29	**MINNESOTA***	**W, 18-0**
4/30	**MINNESOTA***	**W, 11-5**
5/3	**NORTH DAKOTA STATE**	**L, 6-5**
5/5	at No. 23 Maryland*	L, 8-4
5/6	at No. 23 Maryland*	W, 12-10
5/7	at No. 23 Maryland*	L, 20-5
5/9	at Creighton	W, 7-4
5/12	**PENN STATE***	**6:05 PM**
5/13	**PENN STATE***	**6:02 PM**
5/14	**PENN STATE***	**11:02 AM**
5/18	at Purdue*	5 PM
5/19	at Purdue	5 PM
5/20	at Purdue*	1 PM
5/23-28	Big Ten Tournament (Omaha, Neb.)	

Home games = Red all caps
* Big Ten games
^ Cambria Classic in Minneapolis (U.S. Bank Stadium)
% Played in Manhattan, Kan.

MAY 12-14 • HAWKS FIELD AT HAYMARKET PARK • LINCOLN, NEB.

NEBRASKA HUSKERS

Record ..... 26-20-1 (10-8 Big Ten)
Ranking ..... NR
Head Coach ..... Will Bolt
Career Record ..... 90-72-1 (4th Year)
Record at Nebraska ..... Same

PENN STATE NITTANY LIONS

Record ..... 24-19 (6-11 Big Ten)
Ranking ..... NR
Head Coach ..... Rob Cooper
Career Record ... 483-494 (19th Year)
Record at PSU.... 197-264 (10th Year)

MATCHUPS AT A GLANCE

NEB	OFFENSE	PSU
.300	Batting	.287
.525	Slugging	.442
.401	On-Base Pct.	.382
90	Doubles	85
10	Triples	15
86	Home Runs	38
203	Walks	203
52-65	SB-SBA	56-69

NEB	PITCHING/DEF.	PSU
4.96	ERA	5.73
405.0	IP	373.2
1	CGs	0
7	Saves	6
394/171	K/BB	373/210
.252	OBA	.270
35	Errors	47
23	Double Plays	31

PROBABLE PITCHERS

FRI: NEB LHP Emmett Olson (5-3, 4.34 ERA) vs. TBA
SAT: NEB RHP Jace Kaminska (6-3, 4.77 ERA) vs. TBA
SUN: TBD vs. TBA

GAME COVERAGE

Date	First Pitch	TV/Stream	Radio	Live Stats
5/12	6:05 PM CT	B1G+	Huskers Radio Network	huskers.com
5/13	6:02 PM CT	BTN	Huskers Radio Network	huskers.com
5/14	11:02 AM CT	ESPN2	Huskers Radio Network	huskers.com

WHAT'S INSIDE

Season Notes 2-4
Head coach Will Bolt 5-6
2023 Roster 7
Around the Big Ten 8
Lineups 9-10
Game Results 11
Overall Stats 12
Big Ten Stats 13
Home Stats 14
Road/Neutral Stats 15
Last Series Stats 16
Last Five Games Stats 17
Last 10 Games Stats 18
Team Game by Game 19-20
Individual/Team Game Highs 21
Hitting Stats 22
Home Runs 23
Miscellaneous Stats 24
Pitching Stats 25
Career Pitching Appearances 26-29
Player Pages 30-42
The Last Time 43-44
TV/Radio Roster 45

NUMBERS TO KNOW

5 With seven strikeouts in the win at No. 23 Maryland, Shay Schanaman climbed to fifth all-time at Nebraska with 235 career strikeouts.

10 Nebraska will celebrate its 10 seniors on Sunday, including Casey Burnham, Kyle Perry, Luke Sartori, Jake Bunz, Mason Ornelas, Michael Garza, Charlie Fischer, Shay Schanaman, Efry Cervantes and Griffin Everitt.

4 The Huskers have held opponents to four runs or less 23 times this season and boast a perfect 23-0 mark.

14 Nebraska is one of five teams nationally with at least three players with 14-plus homers this season, joining, Campbell (Big South), FGCU (ASUN), Florida (SEC) and South Carolina (SEC).

7 With 86 home runs this season, the Huskers are seven away from the program record set in 1985. This season is the first time the Big Red have had 75-plus homers since 2003.

QUICK FACTS

General Information

Location ..... Lincoln, Neb.
Population 298,126
Enrollment 25,390
Founded 1869
Nickname ..... Cornhuskers, Huskers
Colors ..... Scarlet and Cream
Affiliation ..... NCAA Division I
Conference ..... Big Ten
President ..... Walter "Ted" Carter Jr.
Chancellor ..... Ronnie D. Green
Athletic Director ..... Trev Alberts

Coaches and Staff

Head Coach ..... Will Bolt
Alma Mater ..... Nebraska, 2003
NEB Record ..... 90-72-1 (4th Year)
Career Record ..... Same
Assistant Coach ..... Jeff Christy
Alma Mater ..... Nebraska, 2008
Assistant Coach ..... Lance Harvell
Alma Mater ..... Texas A&M, 2006
Volunteer Assistant ..... Danny Marcuzzo
Alma Mater ..... Western Illinois, 2012
Director of Operations ..... Curtis Ledbetter
Dir. of Player Development ..... Rob Childress
Strength Coach ..... Bryce Siecko
Athletic Trainer ..... Tanner Fowler

Baseball History

Season of Nebraska Baseball in 2023 ..... 117th
First Season of Nebraska Baseball 1889
All-Time Record ..... 2,317-1,698-18 (.577)
All-Time Conference Record ..... 904-848-2 (.516)
All-Time NCAA Tournament Record .. 36-35 (.507)
Conference Regular Season Titles 8
Conference Tournament Titles 4
NCAA Tournament Appearances 17
Super Regionals Appearances 4
College World Series Appearances 3
All-America Certificates 105
First-Team All-America Certificates 48
Freshman All-America Certificates 36
CoSIDA Academic All-Americans 21
All-Big Ten Selections (Since 2012) 42
Perfect Games Thrown 2 (1954, 1980)
No-Hitters Thrown .. 7 (3 Individual, 4 Combined)
Huskers Who Have Played in the MLB 37

Hawks Field at Haymarket Park

Capacity 8,486
First Season 2002
All-Time Record 405-165-1
Playing Surface ..... Kentucky Bluegrass
Dimensions ..... 335 (LL); 403 (LC); 395 (CF); 400 (RC); 325 (RL)

Team Information

Letterwinners Returning/Lost 19/15
Position Starters Returning/Lost 5/3
Pitchers Returning/Lost 10/10
Newcomers ..... 23 (9 Freshmen)
Overall Record 22-15-1
Big Ten Record 7-5

Communications Information

Baseball Contact ..... Jared Meister
Email ..... jmeister@huskers.com
Phone ..... (402) 472-7781
Fax ..... (402) 472-2005
Ticket Office ... 1-800-8 BIG RED or (402) 472-3111
Ticket Website ..... Huskers.com/Tickets
Radio ..... Huskers Radio Network

SEASON NOTES

Follow the Game

• The series opener on Friday night can be seen on B1G+, while Saturday and Sunday's games will be broadcast live on BTN and ESPN2, respectively.
• Kevin Kugler and Jeff Leise will have the call on Saturday night on BTN, while Clay Matvick and Mike Rooney call the action on ESPN2 in Sunday's series finale.
• Fans can also listen to Greg Sharpe and Ben McLaughlin call the action this weekend on the Huskers Radio Network, which can be heard on KLIN (1400 AM, 99.3 FM) in Lincoln and KXSP (590 AM) in Omaha.
• Every game this season can be heard for free on Huskers.com and the Official Nebraska Huskers App for both iOS and android devices.

Nebraska vs. Penn State

• Since joining the Big Ten in 2012, Nebraska holds a dominant 14-2 advantage in 16 all-time meetings against Penn State.
• The Huskers are 5-1 in the series in games played in Lincoln. The Big Red haven't played the Nittany Lions in a home series since 2016.
• Nebraska enters the weekend riding an eight-game win streak over Penn State, dating back to the series opener in University Park in 2017.

Matthews Chasing Rare 20-20 Club

• With 19 home runs and 19 stolen bases, Brice Matthews is inching closer to becoming the first player in program history to hit 20 homers and steal 20 bases in a season.
• On a national scale going back to at least 2011, six players have reached the 20-20 club, including two in the regular-season.

Player (School)	Year	HR	SB
Mac Horvath (UNC)*	2023	20	21
Chris Alleyne (Maryland)*	2022	24	24
Vance Honeycutt (UNC)	2022	25	29
Peyton Graham (OU)	2022	20	34
Seth Lancaster (Coastal)	2018	20	23
Andrew Benintendi (ARK)	2015	20	24

** - Reached 20-20 Club in Regular-Season*

Anderson in Elite Company

• Through May 10, Max Anderson is one of two players nationally hitting at least .400 at the plate with 19-plus home runs and 60 or more RBI this season, joining Georgia's Charlie Condron.

Player (School)	BA	HR	RBI
Charlie Condron (Georgia)	.410	22	62
Max Anderson (Nebraska)	.403	19	60

Extra! Extra! Read All About It!

• Max Anderson sits ninth nationally with 36 extra-base hits this season.
• With 15 doubles, two triples and 19 home runs, Anderson is three extra-base hits shy of cracking the top 10 by an NU player in a single-season.

No.	Player (School)	Total
1.	Edrick Felix (FGCU)	42
	Jake Gelof (Virginia)	42
3.	Jac Caglianone (Florida)	41
4.	Luke Keaschall (Arizona State)	40
	Mac Horvath (North Carolina)	40
6.	Matt Shaw (Maryland)	39
7.	Bryce Arnold (Campbell)	38
	Nick Lorusso (Maryland)	38
9.	Max Anderson (Nebraska)	36
	Gavin Kash (Texas Tech)	36

Offensive Outburst Against Big Ten Foes

• Since joining the Big Ten in 2012, Nebraska has scored 30-plus runs in a three-game conference series eight times, including twice this season.
• The Big Red have totaled its second and third-most series totals this season while scoring 7.9 runs per game through the first 18 Big Ten contests.

Opponent (Season)	Runs
vs. Purdue (2019)	39
vs. Minnesota (2023)	36
vs. Northwestern (2023)	35
vs. Illinois (2012)	34
at Ohio State (2022)	32
at Purdue (2013)	32
at Penn State (2017)	31
vs. Penn State (2013)	30

Huskers Boast Most-Improved Offense

• The Husker offense is among the top 30 most-improved offenses in eight statistical categories this season.
• The Big Red rank among the top five most-improved offenses in four categories, including batting average (t-4th), hits (5th), home runs (t-4th) and slugging percentage (4th).

Category	2023	2022	Diff.
Batting Average (T-4th)	.300	.252	+.048
Hits (5th)	490	440	+50
Home Runs (T-4th)	86	51	+35
Home Runs/Game (6th)	1.83	0.96	+0.87
On-Base Pct. (26th)	.401	.362	+.039
Runs (T-20th)	363	310	+53
Runs/Game (T-22nd)	7.7	5.8	+1.9
Slugging Pct. (4th)	.525	.400	+.125

Three's Company

• Nebraska is one of five teams nationally with at least three players with 14 or more home runs this season.
• Max Anderson and Brice Matthews leads the Big Red with 19 homers, followed by Gabe Swansen with 14 home runs.
• Nebraska is one of three Power Five schools with three players having 14-plus home runs, joining Florida (SEC) and South Carolina (SEC).
• FGCU (ASUN) leads the way with five players homering at least 14 times this season.

Anderson Moves to Eighth on All-Time HR List

• Max Anderson enters the weekend tied for eighth all-time with 36 career home runs at Nebraska.
• Anderson is tied with Paul Meyers (1984-1986) and is five away from Darin Erstad (1993-95) in seventh.

No.	Player (Years)	HR
1.	Matt Hopper (2000-03)	64
2.	Bobby Benjamin (1988-90)	48
3.	Dan Johnson (2000-01)	46
4.	Scott Schreiber (2015-18)	44
	Alex Gordon (2003-05)	44
6.	Steve Stanicek (1980-82)	42
7.	Darin Erstad (1993-95)	41
8.	Max Anderson (2021-Pres.)	36
	Paul Meyers (1984-86)	36
10.	Ken Harvey (1997-99)	35

Huskers Closing in on Single-Season HR Record

• Through 47 games, the Big Red have totaled 86 home runs, which is second-most in program history.
• Before this season, the Huskers hadn't reached

the 75-homer mark in a season since 2003.

• NU has homered in 27 of its last 31 games, and has gone deep multiple times in 22 games this season.

No.	Season	HR
1.	1985	93
2.	2023	86
3.	2001	81
	1988	81
5.	1999	77
6.	2003	76
	2000	76
	1990	76
9.	2002	74
10.	1986	73

Burnham Plunked Sixth-Most Times in Season

• Casey Burnham has been hit by pitch 18 times this season, which is tied for sixth-most in program history.

• Burnham is three away from reaching a four-way tie for third with Kash Kalkowksi (2013), Dave Crain (1995) and Derek Dukart (1994).

No.	Player (Year)	HBP
1.	Daniel Bruce (2002)	28
2.	Corey Miller (1996)	24
3.	Kash Kalkowski (2013)	21
	Dave Crain (1995)	21
	Derek Dukart (1994)	21
6.	Casey Burnham (2023)	18
	Bryan Peters (2011)	18
	Bryan Peters (2010)	18
	DJ Belfonte (2007)	18
	Brant Vlieger (2000)	18

Husker Duo Nearing Single-Season HR Chart

• Entering the final two weekends of the regular-season, Max Anderson and Brice Matthews are locked in a four-way tie for ninth for home runs in a single-season at Nebraska.

• The Husker duo is tied with Husker legends Alex Gordon (2005) and Darin Erstad (1995).

No.	Player (Year)	HR
1.	Dan Johnson (2001)	25
2.	Jed Morris (2002)	23
	Ken Harvey (1999)	23
4.	Matt Hopper (2003)	22
5.	Matt Hopper (2000)	21
	Dan Johnson (2000)	21
	Bobby Benjamin (1988)	21
8.	Steve Stanicek (1982)	20
9.	Max Anderson (2023)	19
	Brice Matthews (2023)	19
	Alex Gordon (2005)	19
	Darin Erstad (1995)	19

Burnham on Base

• Playing predominantly in the No. 9 spot in the lineup and most recently the No. 2 spot through 40 starts, Casey Burnham is second on the team with a .459 on-base percentage.

• Burnham's ability to get on base in different ways has been a key component to the RBI production of Brice Matthews and Max Anderson this season.

• The Kansas transfer is hitting .308 with nine doubles, a triple, two home runs, 19 walks and 18 hit-by-pitches, while tied for second on the team with 41 runs scored.

Extra-Base Hits Fuel NU Offense

• Through 47 games this season, the NU offense is hitting .300 with 90 doubles, 10 triples, 86 home runs and a .525 slugging percentage.

• In 53 games last season, the Huskers totaled 79 doubles, 51 homers and a .400 slugging percentage.

Big Red Among the National Leaders

• Through May 7, the Huskers rank among the Big Ten leaders and are top 50 nationally in 10 statistical categories, including three in the top 25.

Category	Value	B1G	NCAA
Batting Average	.300	3rd	42nd
Fielding Percentage	.979	1st	27th
Hit by Pitch	84	2nd	23rd
Hits	490	3rd	44th
Home Runs	86	2nd	19th
Home Runs/Game	1.83	2nd	18th
On-Base Percentage	.401	4th	50th
Slugging Percentage	.525	2nd	27th
WHIP	1.39	1st	45th
Walks Allowed/9 inn.	3.80	2nd	41st

Matthews on Brooks Wallace Award Watch List

• Junior Brice Matthews was named to the 2023 Brooks Wallace Award Watch List, the College Baseball Foundation announced last month.

• The award honors the nation's top shortstop and will be presented by the College Baseball Foundation later this year. It is named for Texas Tech shortstop Brooks Wallace, who played for the Red Raiders from 1977 to 1980.

• Matthews is hitting .387 with 11 doubles, two triples, 19 home runs, 63 RBI and 57 runs scored this season. The junior has reached base in all 47 games this season.

Matthews a Constant on the Bases

• Brice Matthews has been a constant on the base paths for the Huskers recently. Matthews comes into the weekend having reached base safely in 50 consecutive games. The junior had a 13-game hit streak snapped last month at Michigan.

• Matthews has reached base safely in all 48 games this season.

Five Huskers Among the Top 50 in the Country

• As of May 10, four Huskers rank among the top 50 nationally in individual offensive and pitching statistics.

Category	Value	B1G	NCAA
Max Anderson			
Batting Average	.403	2nd	26th
Hits	81	1st	7th
Hits/Game	1.72	2nd	8th
Home Runs	19	3rd	16th
Home Runs/Game	0.40	4th	28th
Runs Batted In	60	4th	27th
RBI/Game	1.28	4th	38th
Slugging Percentage	.781	3rd	20th
Total Bases	157	1st	4th
Brice Matthews			
Home Runs	19	3rd	16th
Home Runs/Game	0.40	4th	28th
On-Base Percentage	.498	4th	44th
Runs	57	4th	38th
Runs Batted In	63	2nd	19th
RBI/Game	1.34	3rd	27th
Runs/Game	1.21	5th	50th
Slugging Percentage	.785	2nd	18th
Total Bases	142	4th	12th
Casey Burnham			
Hit by Pitch	18	2nd	15th
Hit by Pitch/Game	0.43	1st	13th
Sacrifice Bunts	8	1st	26th
Sacrifice Bunts/Game	0.19	1st	31st
Emmett Olson			
Complete Games	1	1st	36th
Games Started	12	2nd	22nd

Huskers Slug Nine Multi-Homer Games in 2023

• Entering the final two weekends of the regular-season, five Huskers have totaled nine multi-homer games for the Big Red this season.

• Josh Caron and Cole Evans have each homered twice in a game once this season, while Max Anderson has three multi-homer games and Gabe Swansen and Brice Matthews has two multi-homer games this season.

• The nine multi-homer games this season are the most since at least the 2000 campaign, surpassing the previous season-high total set in 2000, 2001 and 2005.

Year	Ind. Multi-HR Games
2023	9
2022	3
2021	2
2020	1
2019	1
2018	3
2016	4
2015	1
2011	2
2010	2
2009	3
2008	1
2006	6
2005	8
2004	1
2003	7
2002	6
2001	8
2000	8

Huskers by Month in 2023

	Feb.	March	April	May
Records	3-3-1	11-5	10-9	2-3
Runs	60	132	138	33
Runs/Game	8.6	8.3	7.3	6.6
Opp. Runs/Game	6.9	4.6	4.8	9.6
Hits	76	178	193	43
Hits/Game	10.9	11.1	10.2	8.6
ERA	5.86	4.54	4.10	8.37
Strikeouts	41	150	165	38
Strikeouts/Game	5.9	9.4	8.7	7.6

#ProBigRed: Huskers in the Pros

• Nebraska tied for the second-most active MLB players on an MLB Opening Day Roster, as Jake Meyers (Astros) and Aaron Bummer (White Sox) represented the Big Red.

• Meyers is coming off a World Series title last season after hitting .227 with a home run and 15 RBI for Houston, while Aaron Bummer was 2-1 with two saves and a 2.36 ERA in 32 relief appearances for the White Sox in 2022.

• Along with Meyers and Bummer, the Huskers have eight former players currently playing at the minor league level.

Player (Organization)	Level
Jake Meyers (Astros)	MLB
Aaron Bummer (White Sox)	MLB
Matt Waldron (Padres)	Triple-A
Nate Fisher (White Sox)	Triple-A
Cade Povich (Orioles)	Double-A
Jake McSteen (Braves)	Double-A
Scott Schreiber (Astros)	Double-A
Cam Wynne (Phillies)	High-A
Aaron Palensky (Yankees)	High-A

Spencer Schwellenbach (Braves) Single-A

Schanaman Closing in on All-Time Charts

• Senior Shay Schanaman returned to the bullpen for the Huskers after spending the last two seasons in NU's starting rotation.
• Schanaman is one appearance away from tying Zach Herr (2006-08) for eighth-best in program history and is 16 strikeouts short of Matt Waldron (2016-19) in fourth.

All-Time Appearances

1.	Jeff Chesnut (2013-16)	92
2.	Steve Hale (1999-03)	87
3.	Casey Hauptman (2008-11)	82
4.	Brett Jensen (2004-06)	80
5.	Dylan Vogt (2010-13)	79
6.	Erik Bird (2006-09)	78
	Jeff Anderson (1981-84)	78
8.	Zach Herr (2006-08)	74
9.	Jonas Armenta (1994-97)	73
	Shay Schanaman (2019-Pres.)	73

All-Time Strikeouts

1.	Shane Komine (1999-02)	510
2.	Johnny Dorn (2005-08)	298
3.	Mike Zajeski (1988-92)	289
4.	Matt Waldron (2016-19)	253
5.	Shay Schanaman (2019-Pres.)	237
6.	John Lepley (1985-88)	233
7.	Joba Chamberlain (2005-06)	232
8.	Josh Bullock (1990-92)	225
9.	Bob Sebra (1981-83)	212
10.	Jamie Rodrigue (2000-03)	200

Burnham Ties School Record

• Casey Burnham went 3-for-4 at the plate with three doubles, an RBI and a run in NU's 5-3 upset win over No. 7 Vanderbilt at the Cambria College Classic on Friday.
• With three doubles, Burnham became the 22nd player in school history to tie the school record.
• The last Husker with three doubles in a game was Joe Acker on April 9, 2021 vs. Maryland.

Nebraska Topples First Top-10 Foe Since 2019

• The Huskers opened play at the Cambria College Classic with a 5-3 win over No. 7 Vanderbilt on Friday, March 3.
• The win over the seventh-ranked Commodores was Nebraska's first regular-season win over a top-10 ranked foe since the Big Red had a 2-1 win over No. 3 Texas Tech on March 1, 2019.

Nebraska Plays to Rare Tie

• Nebraska's season-opening series at San Diego resulted in a 16-16 tie in seven innings on Monday due to travel considerations for the Huskers' return trip to Lincoln.
• Monday's tie was the 18th in program history and the fifth since 1976. The last tie came in the series finale at Indiana in 2017.
• The 16 runs in the tie are the most the Huskers have scored in a game that didn't result in a win since a 17-16 loss at Oklahoma in 1996.

Caron Named to Buster Posey Award Watch List

• NU catcher Josh Caron was one of 65 catchers named to the Buster Posey Award Watch List, the Greater Wichita Area Sports Commission announced last week.
• The Sun Prairie, Wis., native is batting .321 with four doubles, three home runs, nine RBI and 11 runs in 13 starts this season.
• The Buster Posey Award honors the top Division I catcher in college baseball. Semifinalists will be announced on May 22, with the finalists announced on June 6. All finalists will be brought to Wichita and the winner will be announced on June 29.

Transfer Class Receives National Recognition

• The Huskers were recognized in September by Baseball America with the 24th-ranked transfer class in Division I baseball.
• The class features Jace Kaminska (RHP, Wichita State), Charlie Fischer (1B/DH, Southern Miss), Michael Garza (RHP, Incarnate Word), Casey Burnham (OF, Kansas), Cayden Brumbaugh (OF, Oklahoma State) and Will Rizzo (RHP, Texas A&M).

Mining the Junior College Ranks

• Of the 42 Huskers on this year's team, 12 Huskers spent time playing at least one season at the junior college level.
• Two players hail from Hutchinson CC, while South Mountain CC, Wharton County JC, Tyler JC, Parkland College, Kansas City CC, Alvin CC, Johnston County CC, Iowa Central CC, Southeast CC and College of Southern Nevada all had one Husker come through their respective programs.

Stars in the Making

• Nebraska has seven players ranked in D1Baseball's Top MLB Draft Prospects and Impact Freshmen rankings in the Big Ten.

Top Big Ten Prospects - 2023 Draft Eligible
• Max Anderson - No. 7
• Emmett Olson - No. 11
• Brice Matthews - No. 14
• Jace Kaminska - No. 17

Top Big Ten Prospects - 2024 Draft Eligibile
• Josh Caron - No. 9

Top 20 Impact Freshmen List
• Dylan Carey - No. 7
• Caleb Clark - No. 10

Three Huskers in D1Baseball Position Rankings

• Nebraska had three players listed in D1Baseball's Preseason Player Rankings released throughout the month of January.
• Max Anderson checked in at No. 10 in the top 50 second basemen after hitting .295 with 12 doubles, three triples, 10 home runs and 46 RBI as a sophomore last season.
• Emmett Olson and Jace Kaminska were ranked No. 46 and 98, respectively, in the list of the top 200 starting pitchers. Olson was 3-3 last season with a 2.86 ERA and .238 opposing batting average, while Kaminska compiled 86 strikeouts and limited hitters to a .267 batting average in 78.2 innings.

Olson Dons the Stars and Stripes

• Junior Emmett Olson accepted an invitation and participated in the 2022 USA Baseball Collegiate National Team Training Camp last summer , which featured 48-50 of the premier non-draft eligible collegiate players.

NU Pitching Success under Jeff Christy

• Assistant coach Jeff Christy has had the NU pitching staff among the Big Ten leaders in his three seasons with the Huskers.
• Excluding the shortened 2020 campaign due to COVID-19, Nebraska has finished third or better in the Big Ten in ERA, walks allowed per 9 inn. and strikeout-to-walk-ratio in the last two seasons.
• In 2021, the Huskers were first in K-to-BB ratio (2.67) and second in ERA (3.81) and BB/9 (2.50), while ranking first in BB/9 (3.71), second in K-to-BB ratio (2.31) and third in ERA (4.72) last season in 2022.

Harvell Recognized by D1Baseball

• Assistant coach Lance Harvell was recognized by D1Baseball as "One of 75 Assistants Athletic Directors Should Know" in September of 2022.
• Harvell coaches the hitters and outfielders, while also serving as Nebraska's third-base coach and recruiting coordinator in his time with the Huskers.
• Under Harvell, the Huskers hit a Big Ten-best .279 in 2021 and had a 2021 recruiting class recognized nationally. The 15-member class, which included a trio of top-200 prospects, was ranked 20th by Perfect Game, 21st by Baseball America and 35th by Collegiate Baseball.

Coaches at the Alma Mater

• Head coach Will Bolt is one of 53 DI coaches leading their alma mater this season. A member of Dave Van Horn's first recruiting class, Bolt was a four-year starter and team captain on Nebraska's 2001 and 2002 College World Series teams. He earned his bachelor's degree in communication studies in 2003 before earning his master's degree in 2006.

Huskers Seek Sixth NCAA Regional since 2014

• The Huskers look to continue their recent trend of qualifying for the NCAA Tournament. NU has made it to the NCAA Regional in five of the last eight seasons (2014, 2016, 2017, 2019, 2021) (2020 not included due to COVID-19).

NU Among Nation's Best in Attendance

• Nebraska has led the Big Ten in attendance every season since joining the Big Ten in 2012 and ranks 10th nationally in average attendance in the last 10 seasons with 4,060 fans per game.
• The Big Red have ranked in the Top 20 in average attendance in each season since 2012, climbing as high as sixth in 2017 and 2021.
• The Huskers have finished in the top 15 in average attendance in every season since 2015, joining LSU, Ole Miss, Arkansas, South Carolina, Mississippi State, Texas and Florida as the only eight programs to accomplish the feat.

Hawks Field Celebrates 22nd Year in 2023

• The 2023 campaign marks Nebraska's 22nd year playing home games at Hawks Field at Haymarket Park. The Huskers moved to Hawks Field in 2002 after playing at Buck Beltzer Stadium for 23 years from 1979 to 2001.
• Nebraska enters 2023 with a 393-158-1 record at Hawks Field and hasn't had a losing season at home in each of the last 21 seasons. This season, the Huskers have 27 home games scheduled.

HEAD COACH
WILL BOLT 7

PLAYING CAREER

1999-02 Nebraska

COACHING CAREER

2005	Nebraska	Volunteer Assistant
2006-07	Texas A&M	Volunteer Assistant
2008-11	Texarkana College	Head Coach
2012-14	Nebraska	Assoc. Head Coach
2015-19	Texas A&M	Assistant Coach
2020-Pres.	Nebraska	Head Coach

YEAR-BY-YEAR COACHING RECORD

Yr.	Record	Pct.	Conf.	Postseason
2020	7-8	.467	-	-
2021	34-14	.708	31-12	NCAA Regional
2022	23-30	.434	10-14	-
2023	26-20-1	.564	10-8	

COACHING HONORS

2021 Big Ten Coach of the Year

NCAA TOURNAMENTS

NEBRASKA
» 2005 College World Series
» 2014 NCAA Regional
» 2021 NCAA Regional

TEXAS A&M
» 2007 NCAA Super Regional
» 2015 NCAA Super Regional
» 2016 NCAA Super Regional
» 2017 College World Series
» 2018 NCAA Regional
» 2019 NCAA Regional

CONFERENCE CHAMPIONSHIPS

NEBRASKA
» 2021 Big Ten Regular Season Champions
» 2005 Big 12 Regular Season Champions
» 2005 Big 12 Tournament Champions

TEXAS A&M
» 2007 Big 12 Tournament Champions
» 2016 SEC Tournament Champions

One of the catalysts in Nebraska baseball's rise to national prominence in his playing days, Will Bolt returned to his alma mater as former athletic director Bill Moos named Bolt the 24th head coach of the Husker baseball program on June 14, 2019. He enters his third season at the helm in 2022.

Bolt captained the Huskers' first two College World Series teams in 2001 and 2002, and has 12 years of NCAA Division I coaching experience, having served in assistant coaching roles at Texas A&M and Nebraska. Bolt also spent four years as the head coach at Texarkana College.

Nebraska Head Coach
The 2021 Big Ten Coach of the Year, Bolt guided Nebraska to its second Big Ten regular-season championship in 2021. The Huskers compiled a 34-14 record, including a 31-12 record in Big Ten play, with NU capturing the league crown by 3.5 games. Nebraska also advanced to its first regional final since 2007 while posting a 3-2 record in the NCAA Fayetteville Regional.

In addition to Bolt's coaching accolade, NU counted the Big Ten Player of the Year in Spencer Schwellenbach, the Big Ten Freshman of the Year in Max Anderson and four first-team All-Big Ten honorees -- its most since joining the league. Schwellenbach was also tabbed the John Olerud Two-Way Player of the Year and a first-team All-American, and Anderson picked up Freshman All-America recognition.

Three NU hurlers were selected in the 2021 MLB Draft, with Schwellenbach in the second round (59th overall) by the Atlanta Braves, Cade Povich going in the third round (98th overall) by the Minnesota Twins and Cam Wynne picked in the 20th round by the Philadelphia Phillies.

Bolt and his coaching staff have done impressive work in recruiting since their arrival in Lincoln. The Huskers' 15-member 2021 recruiting class, which included a trio of top-200 prospects, was ranked 20th by Perfect Game, 21st by Baseball America and 36th by Collegiate Baseball.

Nebraska's 2020 season -- Bolt's first at the helm -- was cut short due to the COVID-19 pandemic.

Texas A&M Assistant Coach
Bolt spent five seasons as an assistant coach at Texas A&M under former NU assistant Rob Childress. In that span, the Aggies went 219-98-1 (.690) with five straight NCAA Regional appearances, three Regional titles, an SEC Tournament title in 2016 and an appearance in the 2017 College World Series.

Bolt's primary functions on the Aggie staff included coordinating the offensive game, mentoring the infielders and serving as third base coach. The Aggies finished in the top-25 nationally in batting average twice under his tutelage, and finished in the top five of the SEC in hitting or runs scored in four of his five seasons with the Aggies. He tutored 12 hitters who were selected in the MLB Draft during his tenure in College Station, including six players selected in the top-10 rounds, and seven players who earned first- or second-team All-SEC honors.

In 2019, the Aggie offense was led by Braden Shewmake, who was the No. 21 overall selection in the Major League Baseball Draft by the Atlanta Braves. Shewmake hit .313 with six homers, 47 RBIs and 45 runs scored en route to becoming the school's first MLB first-round pick since 2012. The Aggies won 39 games and reached the championship game of the Morgantown Regional.

In 2018, the Aggies went 40-22 and reached an NCAA Regional behind the emergence of Michael Helman, who finished 15th in the nation in hits (92), and logged a .369 batting average, .451 on-base percentage and 61 runs to rank in the top 50 nationally.

The Aggies made a run to the College World Series in 2017, finishing the season with a 41-23 mark behind the rise of Shewmake, who earned All-America honors and was named National Freshman of the Year and SEC Freshman of the Year after hitting .328 with 11 homers and 69 RBIs.

Bolt guided a prolific Texas A&M offense to 49 runs and an SEC Tournament title in 2016, as the Aggies led the SEC in batting average, runs scored, hits, home runs, on-base percentage and slugging percentage while ranking in the top-25 nationally in seven categories, including hits (712, second), runs (471, ninth), batting average (.311, 15th), doubles (129, 20th), home runs (62, 22nd), slugging percentage (.467, 22nd) and scoring offense (7.2 runs per game, 23rd). The Aggies were led by All-American Boomer White, who hit .386 with five homers, 46 RBI and 49 runs scored while striking out just 16 times in 259 plate appearances en route to SEC Player-of-the-Year honors.

Bolt made an immediate impact for the Texas A&M offense in his first season, as the Aggies ranked second in the SEC in hitting (.299) and third in runs scored (6.6) during his first season in College Station. The Aggies opened the season with an SEC-record 24-game win streak on their way to a 50-win season and a Super Regional appearance. That year, the Aggies ranked among the national leaders in home runs (third, 70), hits (655, seventh), runs (424, 15th) and slugging percentage (.457, 15th).

Nebraska Associate Head Coach
Bolt was associate head coach for the Huskers from 2012 to 2014, serving under Darin Erstad. Bolt

tutored four players to first-team All-Big Ten honors, including two-time selections Chad Christensen, Michael Pritchard and Pat Kelly.

Nebraska was one of the top offenses in the Big Ten during his final year in Lincoln in 2014, ranking 19th nationally in hits (623), 30th in triples (19) and 31st in batting average (.293) as Nebraska won 41 games and reached the NCAA Tournament for the first time since 2008. Nebraska's defense was also one of the best units in the country. With new starters at first base, third base, shortstop, left field and center field, the Huskers ranked 21st in the country with a .976 fielding percentage.

Under Bolt's watch in 2013, Nebraska's defense turned in its best performance in school history. The Huskers ranked second in the nation with a .981 fielding percentage, setting school and Big Ten records. The Husker offense improved under Bolt's tutelage in 2013, ranking in the top three in the Big Ten in eight offensive categories. In conference play, the Huskers led the conference in batting average (.335), on-base percentage (.401), runs (180), hits (307) and RBIs (159).

In Bolt's first season at Nebraska in 2012, he helped raise the team batting average by 45 points, as the Huskers ranked eighth nationally with a .315 clip as a squad. NU was eighth nationally in scoring offense, leading the Big Ten with 7.1 runs per game, while also topping the conference in homers (47), on-base percentage (.384) and runs scored (413). Pritchard, a third-team All-American, was one of six Husker hitters to earn all-conference recognition.

Texarkana College Head Coach
Before joining Erstad's staff, Bolt served four years as head coach at Texarkana College from 2008 to 2011. He led the Bulldogs to a pair of Region XIV championships during his four-year stint. Bolt guided the Bulldogs to back-to-back Region XIV championships (2009 and 2010) during a stretch of four straight Regional Tournament appearances and four 30-plus win seasons. Bolt, who was 140-82 (.631) at Texarkana, helped over 20 players sign with Division I schools.

Texas A&M Volunteer Assistant Coach
Bolt headed back to his home state in 2006 and spent two seasons as a volunteer assistant coach at Texas A&M. In 2007, he was on staff when the Aggies advanced to the Super Regionals, while producing a 49-18 overall record and claiming the program's first Big 12 Tournament title. In College Station, Bolt specialized in infield work and helped tutor All-Americans Brandon Hicks and Blake Stouffer, who were each drafted in the first five rounds of the MLB Draft.

Nebraska Volunteer Assistant Coach
Bolt began his collegiate coaching career as a volunteer assistant at Nebraska in 2005, working with the Husker infielders and hitters. Behind National Player of the Year Alex Gordon, the Huskers compiled a school-record 57 wins and swept the Big 12 regular-season and Tournament championships. Nebraska finished the season with a then-school record .975 fielding percentage and included an infield that featured Gordon, first-team All-Big 12 performer Curtis Ledbetter and Joe Simokaitis, a second-team All-Big 12 pick.

Nebraska Playing Career
A member of Dave Van Horn's first recruiting class, Bolt was a four-year starter and team captain on Nebraska's 2001 and 2002 College World Series teams. The infielder played an instrumental role in helping Nebraska to four NCAA Regionals, three Super Regionals and back-to-back College World Series appearances.

Bolt was the Minneapolis Regional MVP as a sophomore, hitting .545 in three games to lead the Big Red to its first-ever NCAA Regional title. The following year, Bolt made one of the most memorable plays in school history, catching the final out of the 2001 Super Regional against Rice to send the Big Red to its first-ever College World Series.

Bolt finished his career holding six school records, including games played (251), games started (242), at-bats (922), hits (281), doubles (56) and assists (639). Bolt remains in the school's top five in several categories, including doubles (first, 56), games played (second, 251), assists (second, 639), hits (third, 281) and runs scored (fifth, 197).

Following his playing career, he began his coaching career as a graduate manager at Nebraska in 2004 before serving as head coach for the Parkville Sluggers (M.I.N.K. League) the following summer.

Personal
A native of Conroe, Texas, Bolt and his wife, Lauren, were married in July 2005. They have two sons, Jaxon and Austin, and one daughter, Bella. Bolt graduated from Nebraska in 2003 with a degree in communication studies before earning his master's degree in 2006. Lauren graduated from Nebraska in 2005 with a degree in journalism.

COACHING STAFF

Will Bolt
Head Coach
Dugout

Lance Harvell
Assistant Coach
3rd Base/Dugout

Jeff Christy
Assistant Coach
Mound Visits/Dugout

Danny Marcuzzo
Volunteer Assistant
1st Base/Dugout

NEBRASKA IN 2023

	Overall	B1G
Overall	26-20-1	10-8
Home	12-7	7-2
Away	9-11-1	3-6
Neutral	5-2	0-0
Non-Conference	16-12-1	---
vs. Ranked Opponent	2-3	1-2
Day Games	20-9-1	9-5
Night Games	6-11	1-3
vs. Left-Handed Starter	8-3	3-1
vs. Right-Handed Starter	18-17-1	7-7
1-Run Games	2-5	0-0
2-Run Games	3-4	2-2
5+ Run Games	17-6	7-4
Extra Innings	1-1	1-0
Shutouts	2-1	1-1
Scoring 0-2 Runs	1-2	0-2
Scoring 3-5 Runs	4-11	1-2
Scoring 6-9 Runs	9-7	4-4
Scoring 10+ Runs	12-0-1	5-0
Opp. 0-2 Runs	10-0	3-0
Opp. 3-5 Runs	15-2	6-0
Opp. 6-9 Runs	0-11	0-5
Opp. 10+ Runs	1-7-1	1-3
Score in 1st Inning	12-7-1	6-4
Opp. Score in 1st Inning	4-10	2-4
Score First	22-7-1	8-4
Opp. Score First	4-13	2-4
After 6 Innings:		
Leading	24-2-1	10-1
Trailing	0-16	0-7
Tied	2-2	0-0
After 7 Innings:		
Leading	24-3	10-1
Trailing	0-16	0-7
Tied	2-1-1	0-0
After 8 Innings:		
Leading	21-2	9-1
Trailing	0-17	0-7
Tied	1-1	1-0
Hit 0 Home Runs	2-6	0-2
Hit 1 Home Run	10-7	2-4
Hit 2+ Home Runs	14-7-1	8-2
Opp. 0 Home Runs	11-5	3-2
Opp. 1 Home Run	11-12	5-4
Opp. 2+ Home Runs	4-3-1	2-2
Made 0 Errors	14-8	5-3
Made 1 Error	10-7-1	4-4
Made 2+ Errors	2-5	1-1
Opp. 0 Error	8-9	3-4
Opp. 1 Error	7-7	0-2
Opp. 2+ Errors	11-4-1	7-2
Out-Hit Opp.	22-4-1	7-0
Out-Hit by Opp.	2-13	2-8
Hits are tied	2-3	1-0
BY MONTH		
February	3-3-1	0-0
March	11-5	2-1
April	10-9	7-5
May	2-3	1-2
BY DAY		
Monday	0-0-1	0-0
Tuesday	5-4	0-0
Wednesday	1-2	0-0
Thursday	0-0	0-0
Friday	8-4	3-3
Saturday	8-4	4-2
Sunday	4-6	3-3
BY UNIFORM		
Cream	2-1	0-0
White	5-2	2-1
Pinstripes	5-0	3-0
Grey	3-6	2-3
Red	10-9-1	3-4
Black	1-2	0-0

2023 NEBRASKA BASEBALL ROSTER

No.	Player	Yr.	Pos.	Ht.	Wt.	B/T	Hometown / Previous School(s)
0	Cayden Brumbaugh	So.	INF	5-10	185	R/R	Edmond, Okla. /Sante Fe/Oklahoma State
1	Luke Jessen	So.	OF	5-9	175	L/L	Elkhorn, Neb. / Elkhorn South
2	Casey Burnham	Gr.	OF	5-10	190	L/L	Grand Island, Neb. / Grand Island/Kansas
4	Max Anderson	Jr.	INF	6-0	215	R/R	Omaha, Neb. / Millard West
5	Josh Caron	So.	C	6-0	215	R/R	Sun Prairie, Wis. / Sun Prairie
8	Shay Schanaman	Gr.	RHP	6-0	205	R/R	Grand Island, Neb. / Grand Island
9	Efry Cervantes	Sr.	INF	6-1	185	R/R	Tucson, Ariz. / Salpointe Catholic/ South Mountain CC
10	Ben Columbus	Jr.	C	6-0	205	L/R	North Vancouver, British Columbia / Sentinel Secondary School/Wharton JC
11	Daniel Young	RJr.	OF	6-1	210	L/L	North Zulch, Texas / Madisonville/Tyler JC
12	Cole Evans	Jr.	OF	6-1	200	R/R	Grand Island, Neb. / Grand Island/Creighton/Parkland College
13	Mikey Pauley	Fr.	INF	6-4	215	R/R	Overland Park, Kan. / Blue Valley Northwest
14	Brice Matthews	Jr.	INF	6-0	190	R/R	Humble, Texas / Atascocita
15	Dylan Carey	Fr.	INF	6-2	205	R/R	Castle Rock, Colo. / Ponderosa
16	Griffin Everitt	Sr.	C	6-0	215	R/R	Lincoln, Neb. / Southwest/Kansas City CC
17	Hayden Lewis	Fr.	OF	6-1	210	L/L	Yutan, Neb. / Yutan
18	Garrett Anglim	RSo.	OF	6-1	205	R/R	La Vista, Neb. / Papillion-La Vista
19	Kyle Perry	Gr.	LHP	6-1	190	L/L	Omaha, Neb. / Millard South
21	Luke Sartori	Sr.	OF	6-1	195	R/R	Lincoln, Neb. / Southwest/Hutchinson CC
23	Bryce Hughes	Jr.	INF	5-9	180	R/R	Channelview, Texas / Channelview/Alvin CC
24	Caleb Clark	Fr.	LHP	6-2	200	L/L	Orillia, Ontario / Orilllia Secondary School
25	Drew Christo	So.	RHP	6-4	230	L/R	Elkhorn, Neb. / Elkhorn
27	Jake Bunz	Sr.	LHP	6-5	230	L/L	Elkhorn, Neb. / Elkhorn South/Hutchinson CC
28	Blake Mozley	Jr.	INF	5-10	185	L/R	Ozark, Mo. / Oark/Missouri State/Johnson County CC
30	Will Walsh	RSo.	UTIL	6-4	225	R/L	Leawood, Kan. / Rockhurst
32	CJ Hood	So.	RHP	6-4	200	R/R	Hickman, Neb. / Norris
33	Jackson Brockett	So.	LHP	6-1	200	L/L	Omaha, Neb. / Elkhorn South/Buford (Ga.)
34	Brett Sears	Jr.	RHP	6-1	200	R/R	Westphalia, Iowa / Harlan/Western Illinois/Iowa Central CC
36	Brandon Lundquist	Fr.	RHP	6-1	185	R/R	Elkhorn, Neb. / Millard North
38	Emmett Olson	Jr.	LHP	6-4	230	L/L	Des Plaines, Ill. / Maine West
39	Corbin Hawkins	So.	RHP	6-2	210	R/R	Omaha, Neb. / Millard West
41	JC Gutierrez	Fr.	LHP	5-11	185	L/L	La Joya, Texas / La Joya
42	Jalen Worthley	Fr.	LHP	5-11	175	L/L	Lincoln, Neb. / Lincoln East
43	Austin Berggren	Fr.	RHP	6-2	220	R/R	Olathe, Kan. / Olathe East
44	Gabe Swansen	So.	OF	5-11	195	R/R	Johnston, Iowa / Johnston
46	Zach Johnson	Jr.	C	6-3	210	R/R	Omaha, Neb. / Millard North/Southeast CC
48	Sam Novotny	Fr.	RHP	6-2	195	R/R	Omaha, Neb. / Millard West
49	Will Rizzo	RFr.	RHP	6-1	220	R/R	The Woodlands, Texas / St. Thomas/Texas A&M
51	Mason Ornelas	Sr.	RHP	6-0	215	R/R	Fort Worth, Texas / L.D. Bell/Texas A&M
52	Michael Garza	Gr.	RHP	6-4	205	R/R	Corpus Christi, Texas / Carroll/Incarnate Word
54	Trey Frahm	Jr.	RHP	6-0	230	R/R	Elkhorn, Neb. / Elkhorn/College of Southern Nevada
55	Jace Kaminska	Jr.	RHP	6-2	235	R/R	Caney, Kan. / Vaney Valley/Wichita State 20
99	Charlie Fischer	Gr.	UTIL	6-2	210	L/R	Edina, Minn. / Edina / Southern Miss.

No.	Name	Pos.
4	Max Anderson	INF
18	Garrett Anglim	OF
43	Austin Berggren	RHP
33	Jackson Brockett	LHP
0	Cayden Brumbaugh	INF
27	Jake Bunz	LHP
2	Casey Burnham	OF
15	Dylan Carey	INF
5	Josh Caron	C/INF
9	Efry Cervantes	INF
25	Drew Christo	RHP
24	Caleb Clark	LHP
10	Ben Columbus	C
12	Cole Evans	OF
16	Griffin Everitt	C
99	Charlie Fischer	UTIL
54	Trey Frahm	RHP
52	Michael Garza	RHP
41	JC Gutierrez	LHP
39	Corbin Hawkins	RHP
32	CJ Hood	RHP
23	Bryce Hughes	INF
1	Luke Jessen	OF
46	Zach Johnson	C
55	Jace Kaminska	RHP
17	Hayden Lewis	OF
36	Brandon Lundquist	RHP
14	Brice Matthews	INF
28	Blake Mozley	INF
48	Sam Novotny	RHP
38	Emmett Olson	LHP
51	Mason Ornelas	RHP
13	Mikey Pauley	INF
19	Kyle Perry	LHP
49	Will Rizzo	RHP
21	Luke Sartori	OF
8	Shay Schanaman	RHP
34	Brett Sears	RHP
44	Gabe Swansen	OF
30	Will Walsh	UTIL
42	Jalen Worthley	LHP
11	Daniel Young	OF

COACHING & SUPPORT STAFF

7 Will Bolt.....Head Coach
22 Lance Harvell.....Assistant Coach
35 Jeff Christy .....Assistant Coach
6 Danny Marcuzzo.....Volunteer Asst. Coach
Curtis Ledbetter ..... Director of Operations
Rob Childress ...Director of Player Development
Renee Brinkman .....Baseball Office Manager
Bryce Siecko ..... Strength Coach
Tanner Fowler ..... Athletic Trainer

PRONUNCIATIONS

Player	Pronunciation
Garrett Anglim	Ang-lum
Efry Cervantes	Ee-fry Sir-vaughn-tess
Josh Caron	Care-n
Lance Harvell	Har-VELL
Blake Mozley	Moe-slee
Danny Marcuzzo	Mar-coo-zo
Mason Ornelas	Or-nel-es
Luke Sartori	Sar-tori
Shay Schanaman	Shann-uh-man

ROSTER BREAKDOWN BY CLASS

Graduate (5): Burnham, Fischer, Garza, Perry Schanaman
5th-Yr. Senior (3): Bunz, Cervantes, Everitt
Senior (2): Ornelas, Sartori
R-Junior (1): Young
Junior (11): Anderson, Columbus, Evans, Frahm, Hughes, Johnson, Kaminska, Matthews, Mozley, Olson, Sears
R-Sophomore (2): Anglim, Walsh
Sophomore (8): Brockett, Brumbaugh, Caron, Christo, Hawkins, Hood, Jessen, Swansen
R-Freshman (1): Rizzo
Freshman (9): Berggren, Carey, Clark, Gutierrez, Lewis, Lundquist, Novotny, Pauley, Worthley

ROSTER BREAKDOWN BY POSITION

Catcher (4): Caron, Columbus, Everitt, Johnson
Infielder (8): Anderson, Brumbaugh, Carey, Cervantes, Hughes, Matthews, Mozley, Pauley
Outfielder (8): Anglim, Burnham, Evans, Jessen, Lewis, Sartori, Swansen, Young
Left-Handed Pitcher (7): Brockett, Bunz, Clark, Gutierrez, Olson, Perry, Walsh, Worthley
Right-Handed Pitcher (13): Berggren, Christo, Frahm, Garza, Hawkins, Hood, Kaminska, Lundquist, Novotny, Ornelas, Rizzo, Schanaman, Sears
Utility Player (2): Fischer, Walsh

2023 BIG TEN STANDINGS (THROUGH MAY 7)

Team	Big Ten Record	Pct.	Overall Record	Pct.	Streak
Maryland	13-5	.722	33-17	.660	L1
Indiana	12-6	.667	35-14	.714	W4
Rutgers	11-7	.611	30-18	.625	W5
Iowa	10-7	.588	34-12	.739	L1
Michigan State	10-8	.556	29-16	.644	W1
Nebraska	10-8	.556	26-20-1	.564	W1
Michigan	10-8	.556	23-22	.511	W1
Purdue	10-8	.556	23-24	.489	L1
Illinois	11-10	.524	22-22	.500	W3
Minnesota	7-11	.389	14-31	.311	L1
Penn State	6-11	.353	24-19	.558	L4
Ohio State	6-15	.286	25-25	.500	W3
Northwestern	3-15	.167	8-35	.186	L4

BIG TEN PLAYERS OF THE WEEK

Feb. 21	Player	Brock Vradenburg, Michigan State
	Pitcher	Brody Brecht, Iowa/Dominic Pianto, Michigan State
	Freshman	Trevor Cohen, Rutgers
Feb. 27	Player	Keaton Anthony, Iowa
	Pitcher	Jason Savacool, Maryland
	Freshman	Greg Pace Jr., Michigan
March 7	Player	Paul Toetz, Rutgers
	Pitcher	Kyle Iwinski, Purdue
	Freshman	Trevor Cohen, Rutgers
March 13	Player	Cole Evans, Nebraska
	Pitcher	Ben Gorski/Jake Marshall, Rutgers
	Freshman	Mitch Voit, Michigan
March 20	Player	Brice Matthews, Nebraska
	Pitcher	George Klassen, Minnesota
	Freshman	Devin Taylor, Indiana
March 27	Player	Brock Tibbits, Indiana
	Pitcher	Kyle McCoy, Maryland
	Freshman	Kyle McCoy, Maryland/Devin Taylor, Indiana
April 3	Player	Matt Shaw, Maryland
	Pitcher	Jack Wenninger, ILL/Travis Luensmann, PSU
	Freshman	Jonathan Kim, Michigan
April 10	Player	Max Anderson, Nebraska
	Pitcher	Emmett Olson, Nebraska
	Freshman	Joseph Dzierwa, Michigan State
April 17	Player	Jack Frank, Michigan State
	Pitcher	Christian Coppola, Rutgers
	Freshman	Devin Taylor, Indiana
April 24	Player	Eddie Hacopian, Maryland
	Pitcher	Ethan Phillips, Indiana
	Freshman	Tyler Cerny, Indiana
May 1	Player	Matt Shaw, Maryland
	Pitcher	Jack Wenninger, ILL/Harrison Cook, MSU
	Freshman	Kyle McCoy, Maryland
May 8	Player	Drake Westcott, Illinois
	Pitcher	Jacob Denner, Michigan
	Freshman	Christian Coppola, Rutgers
May 15	Player	
	Pitcher	
	Freshman	
May 22	Player	
	Pitcher	
	Freshman	

RPI RANKINGS (THROUGH MAY 10)

Rank	Team	Record	Road	Neutral	Home	Non-DI
31.	Indiana	35-14	12-9	1-1	22-4	0-0
39.	Iowa	30-12	7-8	7-1	16-3	4-0
40.	Maryland	33-17	17-6	0-3	16-8	0-0
49.	Rutgers	30-18	15-13	1-2	14-3	0-0
78.	Michigan State	29-16	10-10	5-3	14-3	0-0
85.	Ohio State	25-25	7-14	5-4	13-7	0-0
87.	Illinois	22-22	9-13	4-2	9-7	0-0
106.	Michigan	23-22	7-8	4-5	12-9	0-0
119.	Nebraska	26-20	9-11	5-2	12-7	0-0
121.	Penn State	24-19	2-13	8-2	14-4	0-0
210.	Purdue	23-24	4-12	8-4	11-8	0-0
225.	Minnesota	14-31	5-10	0-7	9-14	0-0
259.	Northwestern	8-35	4-25	0-2	4-8	0-0

2023 BIG TEN PRESEASON COACHES POLL

Rank	Team	2022 Overall Record (Big Ten Finish)
1.	Maryland	47-14 (1st)
2.	Rutgers	44-15 (T-2nd)
3.	Iowa	36-19 (T-2nd)
4.	Illinois	31-22 (T-2nd)
5.	Nebraska	23-30 (T-8th)
6.	Indiana	27-32 (T-8th)

2023 BIG TEN PRESEASON HONORS LIST

Player	Pos.	Yr.	School
Jack Crowder	RHP	Jr.	Illinois
Riley Gowens	RHP	Jr.	Illinois
Cam McDonald	INF/OF	Sr.	Illinois
Matthew Ellis	C	Sr.	Indiana
Phillip Glasser	INF	Sr.	Indiana
Carter Mathison	OF	So.	Indiana
Keaton Anthony	1B/DH/RHP	So.	Iowa
Will Christophersen	RHP	Jr.	Iowa
Ty Langenberg	RHP	Jr.	Iowa
Jason Savacool	RHP	Jr.	Maryland
Matt Shaw	SS	Jr.	Maryland
Luke Shliger	C	Jr.	Maryland
Tito Flores	OF	Sr.	Michigan
Connor O'Halloran	LHP	Jr.	Michigan
Mitch Voit	3B	Fr.	Michigan
Trent Farquhar	2B	Jr.	Michigan State
Mitch Jebb	SS	Jr.	Michigan State
Casey Mayes	OF	Sr.	Michigan State
Brett Bateman	CF	Jr.	Minnesota
Boston Merlia	LF	Jr.	Minnesota
Tucker Novotny	LHP	So.	Minnesota
Max Anderson	INF	Jr.	Nebraska
Brice Matthews	INF	Jr.	Nebraska
Emmett Olson	LHP	Jr.	Nebraska
Alex Calarco	C	So.	Northwestern
Ben Grable	RHP	Jr.	Northwestern
Stephen Hrustich	C/1B/OF	Sr.	Northwestern
Isaiah Coupet	LHP	Jr.	Ohio State
Kade Kern	OF	Jr.	Ohio State
Trey Lipsey	OF	So.	Ohio State
Jay Harry	SS	Jr.	Penn State
Travis Luensmann	RHP	Jr.	Penn State
Josh Spiegel	C/1B	Sr.	Penn State
Evan Albrecht	SS	Sr.	Purdue
Mike Bolton Jr.	OF	Sr.	Purdue
Chris Brito	INF	Sr.	Rutgers
Ryan Lasko	OF	Jr.	Rutgers
Tony Santa Maria	INF	Jr.	Rutgers

GAME-BY-GAME STARTERS BY POSITION

Opponent	C	1B	2B	3B	SS	LF	CF	RF	DH	SP
at San Diego	Caron	Walsh	Anderson	Carey	Matthews	Fischer	Burnham	Anglim	Everitt	Olson
at San Diego	Caron	Walsh	Anderson	Carey	Matthews	Fischer	Burnham	Anglim	Everitt	Kaminska
at San Diego	Caron	Walsh	Anderson	Carey	Matthews	Anglim	Burnham	Evans	Columbus	Clark
at San Diego	Columbus	Cervantes	Anderson	Carey	Matthews	Fischer	Burnham	Anglim	Caron	Brockett
at South Alabama	Caron	Columbus	Anderson	Carey	Matthews	Fischer	Burnham	Anglim	Everitt	Olson
at South Alabama	Caron	Walsh	Anderson	Carey	Matthews	Swansen	Sartori	Anglim	Columbus	Kaminska
at South Alabama	Caron	Walsh	Anderson	Carey	Matthews	Swansen	Evans	Anglim	Columbus	Clark
vs. Vanderbilt	Caron	Walsh	Anderson	Carey	Matthews	Anglim	Burnham	Swansen	Everitt	Olson
vs. Hawaii	Caron	Cervantes	Anderson	Carey	Matthews	Anglim	Burnham	Swansen	Everitt	Kaminska
vs. Ole Miss	Caron	Cervantes	Anderson	Carey	Matthews	Anglim	Burnham	Swansen	Everitt	Clark
No. Colorado	Columbus	Walsh	Anderson	Carey	Matthews	Swansen	Burnham	Fischer	Caron	Brockett
No. Colorado	Columbus	Fischer	Anderson	Carey	Matthews	Swansen	Sartori	Evans	Everitt	Christo
Illinois State	Caron	Fischer	Anderson	Carey	Matthews	Swansen	Burnham	Evans	Columbus	Olson
Illinois State	Caron	Fischer	Anderson	Carey	Matthews	Swansen	Burnham	Evans	Columbus	Kaminska
Omaha	Caron	Walsh	Anderson	Cervantes	Matthews	Swansen	Evans	Fischer	Everitt	Garza
vs. Nicholls	Caron	Fischer	Anderson	Carey	Matthews	Swansen	Burnham	Evans	Cervantes	Olson
vs. Nicholls	Columbus	Fischer	Anderson	Carey	Matthews	Swansen	Burnham	Evans	Caron	Kaminska
vs. Nicholls	Columbus	Fischer	Anderson	Carey	Matthews	Swansen	Burnham	Evans	Cervantes	Garza
at Creighton	Caron	Columbus	Anderson	Carey	Matthews	Evans	Burnham	Fischer	Everitt	Brockett
Illinois	Caron	Columbus	Anderson	Carey	Matthews	Evans	Burnham	Fischer	Everitt	Olson
Illinois	Caron	Columbus	Anderson	Carey	Matthews	Evans	Burnham	Fischer	Everitt	Kaminska
Illinois	Caron	Cervantes	Anderson	Carey	Matthews	Swansen	Evans	Mozley	Everitt	Garza
North Dakota State	Columbus	Fischer	Anderson	Carey	Matthews	Swansen	Burnham	Evans	Caron	Walsh
vs. Texas A&M-CC	Caron	Fischer	Anderson	Carey	Matthews	Swansen	Burnham	Evans	Columbus	Olson
at Abilene Christian	Columbus	Fischer	Anderson	Carey	Matthews	Swansen	Burnham	Evans	Everitt	Kaminska
at Kansas State	Caron	Columbus	Anderson	Carey	Matthews	Swansen	Burnham	Evans	Anglim	Clark
at Michigan	Caron	Columbus	Anderson	Carey	Matthews	Swansen	Burnham	Evans	Anglim	Olson
at Michigan	Caron	Columbus	Anderson	Carey	Matthews	Swansen	Burnham	Evans	Anglim	Kaminska
at Michigan	Caron	Cervantes	Anderson	Carey	Matthews	Swansen	Burnham	Evans	Everitt	Walsh
Omaha	Caron	Columbus	Anderson	Carey	Matthews	Swansen	Burnham	Fischer	Anglim	Clark
Northwestern	Caron	Fischer	Anderson	Carey	Matthews	Swansen	Burnham	Evans	Anglim	Olson
Northwestern	Columbus	Fischer	Anderson	Carey	Matthews	Swansen	Burnham	Evans	Anglim	Brockett
Northwestern	Caron	Fischer	Anderson	Carey	Matthews	Swansen	Burnham	Evans	Anglim	Walsh
Creighton	Caron	Fischer	Anderson	Cervantes	Matthews	Swansen	Burnham	Evans	Anglim	Perry
at Iowa	Caron	Fischer	Anderson	Carey	Matthews	Swansen	Burnham	Evans	Anglim	Olson
at Iowa	Caron	Columbus	Anderson	Cervantes	Matthews	Anglim	Burnham	Swansen	Fischer	Kaminska
at Iowa	Caron	Columbus	Anderson	Cervantes	Matthews	Swansen	Burnham	Evans	Anglim	Walsh
at Omaha	Columbus	Cervantes	Anderson	Carey	Matthews	Swansen	Burnham	Anglim	Fischer	Hawkins
South Dakota State	Columbus	Cervantes	Anderson	Carey	Matthews	Swansen	Burnham	Anglim	Fischer	Brockett
Minnesota	Caron	Walsh	Anderson	Carey	Matthews	Swansen	Burnham	Evans	Anglim	Olson
Minnesota	Caron	Columbus	Anderson	Carey	Matthews	Swansen	Burnham	Evans	Fischer	Kaminska
Minnesota	Caron	Columbus	Anderson	Carey	Matthews	Swansen	Burnham	Evans	Fischer	Walsh
North Dakota State	Caron	Fischer	Anderson	Carey	Matthews	Swansen	Burnham	Evans	Everitt	Perry
at Maryland	Caron	Columbus	Anderson	Carey	Matthews	Swansen	Burnham	Anglim	Fischer	Olson
at Maryland	Caron	Cervantes	Anderson	Carey	Matthews	Swansen	Burnham	Evans	Everitt	Kaminska
at Maryland	Columbus	Fischer	Anderson	Carey	Matthews	Swansen	Burnham	Anglim	Everitt	Walsh
at Creighton	Columbus	Fischer	Anderson	Carey	Matthews	Swansen	Burnham	Sartori	Everitt	Garza

GAME-BY-GAME STARTING LINEUPS

Opponent	1	2	3	4	5	6	7	8	9
at San Diego	Matthews	Anderson	Everitt	Fischer	Caron	Walsh	Carey	Burnham	Anglim
at San Diego	Matthews	Burnham	Anderson	Everitt	Fischer	Caron	Walsh	Carey	Anglim
at San Diego	Matthews	Burnham	Anderson	Caron	Walsh	Columbus	Carey	Anglim	Evans
at San Diego	Burnham	Carey	Anderson	Caron	Columbus	Fischer	Cervantes	Anglim	Matthews
at South Alabama	Burnham	Carey	Anderson	Columbus	Caron	Fischer	Anglim	Everitt	Matthews
at South Alabama	Matthews	Carey	Anderson	Caron	Walsh	Columbus	Anglim	Swansen	Sartori
at South Alabama	Matthews	Carey	Anderson	Caron	Walsh	Columbus	Anglim	Swansen	Evans
vs. Vanderbilt	Matthews	Carey	Anderson	Caron	Walsh	Anglim	Everitt	Swansen	Burnham
vs. Hawaii	Matthews	Carey	Anderson	Caron	Everitt	Anglim	Swansen	Cervantes	Burnham
vs. Ole Miss	Matthews	Carey	Anderson	Caron	Everitt	Anglim	Swansen	Cervantes	Burnham
No. Colorado	Matthews	Carey	Anderson	Caron	Fischer	Swansen	Columbus	Walsh	Burnham
No. Colorado	Matthews	Carey	Anderson	Fischer	Swansen	Columbus	Everitt	Evans	Sartori
Illinois State	Matthews	Carey	Anderson	Caron	Fischer	Swansen	Columbus	Evans	Burnham
Illinois State	Matthews	Columbus	Anderson	Caron	Fischer	Swansen	Evans	Carey	Burnham
Omaha	Matthews	Evans	Anderson	Fischer	Caron	Swansen	Walsh	Everitt	Cervantes
vs. Nicholls	Matthews	Evans	Anderson	Fischer	Caron	Swansen	Carey	Cervantes	Burnham
vs. Nicholls	Matthews	Evans	Anderson	Fischer	Caron	Swansen	Columbus	Carey	Burnham
vs. Nicholls	Matthews	Evans	Anderson	Fischer	Columbus	Carey	Swansen	Cervantes	Burnham
at Creighton	Matthews	Carey	Anderson	Caron	Fischer	Evans	Columbus	Everitt	Burnham
Illinois	Matthews	Carey	Anderson	Caron	Fischer	Everitt	Columbus	Evans	Burnham
Illinois	Matthews	Carey	Anderson	Caron	Fischer	Everitt	Columbus	Evans	Burnham
Illinois	Matthews	Carey	Anderson	Caron	Evans	Everitt	Mozley	Swansen	Cervantes
North Dakota State	Matthews	Carey	Anderson	Caron	Fischer	Swansen	Columbus	Evans	Burnham
vs. Texas A&M-CC	Matthews	Carey	Anderson	Swansen	Columbus	Caron	Fischer	Evans	Burnham
at Abilene Christian	Matthews	Carey	Anderson	Swansen	Columbus	Everitt	Fischer	Evans	Burnham
at Kansas State	Matthews	Carey	Anderson	Swansen	Columbus	Caron	Anglim	Evans	Burnham
at Michigan	Matthews	Carey	Anderson	Swansen	Columbus	Caron	Anglim	Evans	Burnham
at Michigan	Matthews	Burnham	Anderson	Swansen	Columbus	Caron	Anglim	Carey	Evans
at Michigan	Matthews	Burnham	Anderson	Everitt	Caron	Swansen	Evans	Carey	Cervantes
Omaha	Matthews	Burnham	Anderson	Fischer	Caron	Columbus	Anglim	Swansen	Carey
Northwestern	Matthews	Burnham	Anderson	Anglim	Caron	Fischer	Swansen	Carey	Evans
Northwestern	Matthews	Burnham	Anderson	Anglim	Fischer	Swansen	Columbus	Carey	Evans
Northwestern	Matthews	Burnham	Anderson	Anglim	Fischer	Swansen	Caron	Carey	Evans
Creighton	Matthews	Burnham	Anderson	Anglim	Fischer	Swansen	Caron	Cervantes	Evans
at Iowa	Matthews	Burnham	Anderson	Anglim	Fischer	Swansen	Caron	Carey	Evans
at Iowa	Matthews	Burnham	Anderson	Swansen	Fischer	Anglim	Columbus	Caron	Cervantes
at Iowa	Matthews	Burnham	Anderson	Swansen	Anglim	Columbus	Caron	Cervantes	Evans
at Omaha	Matthews	Burnham	Anderson	Fischer	Swansen	Columbus	Anglim	Carey	Cervantes
South Dakota State	Matthews	Burnham	Anderson	Fischer	Swansen	Columbus	Anglim	Carey	Cervantes
Minnesota	Matthews	Burnham	Anderson	Swansen	Caron	Carey	Evans	Anglim	Walsh
Minnesota	Matthews	Burnham	Anderson	Swansen	Fischer	Carey	Columbus	Caron	Evans
Minnesota	Matthews	Burnham	Anderson	Swansen	Fischer	Carey	Columbus	Caron	Evans
North Dakota State	Matthews	Burnham	Anderson	Swansen	Caron	Everitt	Fischer	Carey	Evans
at Maryland	Matthews	Burnham	Anderson	Swansen	Fischer	Anglim	Columbus	Caron	Carey
at Maryland	Matthews	Burnham	Anderson	Swansen	Caron	Everitt	Evans	Cervantes	Carey
at Maryland	Matthews	Burnham	Anderson	Swansen	Fischer	Everitt	Columbus	Anglim	Carey
at Creighton	Matthews	Burnham	Anderson	Swansen	Fischer	Everitt	Columbus	Carey	Sartori

OVERALL RECORD: 26-20-1

B1G: 10-8 | Home: 12-7 | Away: 9-11-1 | Neutral: 5-2

Date	Opponent	W/L	Score	Overall	Big Ten	Pitcher of Record	Att.	Time
2/17	at San Diego	L	7-3	0-1	0-0	Olson, E. (0-1)	1097	3:02
2/18	at San Diego	L	5-3	0-2	0-0	Schanaman, S. (0-1)	1576	2:34
2/19	at San Diego	L	10-9	0-3	0-0	Garza, M. (0-1)	1074	3:09
2/20	at San Diego	T	16-16 (7 inn.)	0-3-1	0-0	--	906	3:20
2/24	at South Alabama	W	5-4	1-3-1	0-0	Olson, E. (1-1)	1441	2:53
2/25	at South Alabama	W	15-3	2-3-1	0-0	Kaminska, J. (1-0)	1640	2:58
2/26	at South Alabama	W	9-3	3-3-1	0-0	Garza, M. (1-0)	1409	2:31
3/3	vs. No. 7 Vanderbilt	W	5-3	4-3-1	0-0	Schanaman, S. (1-1)	1647	2:11
3/4	vs. Hawaii	W	12-3	5-3-1	0-0	Kaminska, J. (2-0)	3888	2:55
3/5	vs. No. 4 Ole Miss	L	14-5	5-4-1	0-0	Clark, C. (0-1)	2035	3:01
3/7	Northern Colorado	W	12-1 (7 inn.)	6-4-1	0-0	Brockett, J. (1-0)	4195	2:06
3/8	Northern Colorado	W	14-3 (7 inn.)	7-4-1	0-0	Clark, C. (1-1)	3923	2:22
3/10	Illinois State	W	8-3	8-4-1	0-0	Olson, E. (2-1)	4002	2:29
3/11	Illinois State	W	12-0	9-4-1	0-0	Kaminska, J. (3-0)	4039	2:24
3/14	Omaha	L	10-6	9-5-1	0-0	Schanaman, S. (1-2)	4449	3:36
3/17	vs. Nicholls (DH)	W	2-1 (7 inn.)	10-5-1	0-0	Olson, E. (3-1)	--	1:17
3/17	vs. Nicholls (DH)	W	17-1	11-5-1	0-0	Kaminska, J. (4-0)	217	2:32
3/19	vs. Nicholls	L	10-7	11-6-1	0-0	Garza, M. (1-2)	153	3:18
3/21	at Creighton	L	6-5	11-7-1	0-0	Walsh, W. (0-1)	2479	3:06
3/24	Illinois	W	8-4	12-7-1	1-0	Olson, E. (4-1)	5626	2:23
3/25	Illinois	W	8-3	13-7-1	2-0	Kaminska, J. (5-0)	5675	2:42
3/26	Illinois	L	10-7	13-8-1	2-1	Garza, M. (1-3)	4382	2:53
3/28	North Dakota State	W	4-1	14-8-1	2-1	Walsh, W. (1-1)	4218	2:14
4/1	vs. Texas A&M-CC	W	12-1 (8 inn.)	15-8-1	2-1	Olson, E. (5-1)	213	2:27
4/1	at Abilene Christian	L	5-3	15-9-1	2-1	Kaminska, J. (5-1)	613	2:30
4/4	at Kansas State	W	6-1	16-9-1	2-1	Hawkins, C. (1-0)	2014	2:35
4/7	at Michigan	W	3-1 (10 inn.)	17-9-1	3-1	Schanaman, S. (2-2)	1372	2:12
4/8	at Michigan	L	8-6	17-10-1	3-2	Kaminska, J. (5-2)	1990	2:45
4/9	at Michigan	W	11-3	18-10-1	4-2	Garza, M. (2-3)	1598	2:52
4/11	Omaha	L	6-5 (10 inn.)	18-11-1	4-2	Schanaman, S. (2-3)	5420	2:56
4/14	Northwestern	W	8-3	19-11-1	5-2	Hawkins, C. (2-0)	4871	2:22
4/15	Northwestern	W	9-2	20-11-1	6-2	Brockett, J. (2-0)	5426	2:27
4/16	Northwestern	W	18-5	21-11-1	7-2	Walsh, W. (2-1)	5310	2:47
4/18	Creighton	L	6-5	21-12-1	7-2	Schanaman, S.(2-3)	5856	2:49
4/21	at Iowa	L	11-6	21-13-1	7-3	Olson, E. (5-2)	1309	3:01
4/22	at Iowa	L	8-0	21-14-1	7-4	Kaminska, J. (5-3)	1027	2:34
4/23	at Iowa	L	6-1	21-15-1	7-5	Walsh, W. (2-2)	906	2:08
4/25	at Omaha	W	6-3	22-15-1	7-5	Christo, D. (1-0)	2285	3:00
4/26	South Dakota State	L	8-3	22-16-1	7-5	Brockett, J. (2-1)	4770	2:53
4/28	Minnesota	L	9-7	22-17-1	7-6	Schanaman, S. (2-4)	5248	3:06
4/29	Minnesota	W	18-0	23-17-1	8-6	Kaminska, J. (6-3)	6712	2:47
4/30	Minnesota	W	11-5	24-17-1	9-6	Walsh, W. (3-2)	5357	2:21
5/3	North Dakota State	L	6-5	24-18-1	9-6	Perry, K. (0-1)	5374	2:32
5/5	at No. 23 Maryland	L	8-4	24-19-1	9-7	Olson, E. (5-3)	1021	2:22
5/6	at No. 23 Maryland	W	12-10	25-19-1	10-7	Schanaman, S. (3-4)	1823	2:43
5/7	at No. 23 Maryland	L	20-5	25-20-1	10-8	Christo, D. (1-1)	1508	3:08
5/9	at Creighton	W	7-4	26-20-1	10-8	Perry, K. (1-1)	5121	3:15

OVERALL RECORD: 26-20-1

B1G: 10-8 | Home: 12-7 | Away: 9-11-1 | Neutral: 5-2

Player	avg	gp-gs	ab	r	h	2b	3b	hr	rbi	tb	slg%	bb	hp	so	gdp	ob%	sf	sh	sb-att	po	a	e	fld%
Anderson, Max	.403	47-47	201	41	81	15	2	19	60	157	.781	15	3	25	3	.448	2	0	0-0	85	100	0	1.000
Matthews, Brice	.387	47-47	181	57	70	11	2	19	63	142	.785	40	4	47	0	.498	4	1	19-24	60	100	19	.894
Burnham, Casey	.308	42-42	133	41	41	9	1	2	17	58	.436	19	18	40	1	.459	0	8	9-9	102	0	1	.990
Swansen, Gabe	.299	42-39	144	36	43	9	0	14	43	94	.653	16	12	32	2	.406	3	0	3-5	60	1	1	.984
Evans, Cole	.291	37-31	110	28	32	7	0	4	20	51	.464	16	4	35	2	.400	0	1	8-11	56	0	3	.949
Fischer, Charlie	.291	41-33	117	25	34	5	2	4	29	55	.470	16	6	40	1	.397	2	0	1-1	147	3	0	1.000
Caron, Josh	.274	39-39	146	25	40	10	0	6	25	68	.466	17	9	26	3	.379	2	0	1-1	277	26	1	.997
Columbus, Ben	.267	40-31	120	21	32	7	0	0	15	39	.325	21	3	33	0	.381	3	0	1-1	213	12	1	.996
Anglim, Garrett	.267	28-26	90	22	24	2	1	5	13	43	.478	7	11	35	1	.385	1	1	4-5	31	1	0	1.000
Carey, Dylan	.262	43-43	172	27	45	8	1	4	25	67	.390	14	7	45	1	.338	2	1	2-3	25	73	2	.980
Cervantes, Efry	.262	30-14	65	13	17	2	0	3	9	28	.431	4	1	8	0	.310	1	1	0-0	55	11	0	1.000
Everitt, Griffin	.256	32-18	78	14	20	2	1	4	16	36	.462	11	1	20	3	.356	0	0	2-3	0	0	0	.000
Mozley, Blake	.200	10-1	10	0	2	1	0	0	0	3	.300	1	0	4	0	.273	0	0	0-0	7	1	0	1.000
Walsh, Will	.176	17-9	34	5	6	1	0	2	4	13	.382	3	2	12	0	.282	0	0	0-0	66	11	1	.987
Sartori, Luke	.150	29-3	20	8	3	1	0	0	1	4	.200	2	3	8	0	.320	0	0	2-2	11	0	0	1.000
Jessen, Luke	.000	8-0	7	0	0	0	0	0	0	0	.000	1	0	2	0	.125	0	0	0-0	0	0	1	.000
Young, Daniel	.000	6-0	5	0	0	0	0	0	0	0	.000	0	0	4	0	.000	0	0	0-0	0	0	0	.000
Totals	.300	47	1633	363	490	90	10	86	340	858	.525	203	84	416	17	.401	20	13	52-65	1215	397	35	.979
Opponents	.252	47	1557	260	392	65	11	45	233	614	.394	171	59	394	15	.344	19	18	31-42	1202	408	53	.968

LOB - Team (390), Opp (349). DPs turned - Team (23), Opp (30). CI - Team (0), Opp (3). IBB - Team (10), Anderson, M. 6, Matthews, B. 2, Caron, J. 1, Anglim, G. 1, Opp (7). Picked off - Swansen, G. 2, Carey, D. 1, Matthews, B. 1, Anderson, M. 1, Caron, J. 1.

(All games Sorted by Earned run avg)

Player	era	w-l	app	gs	cg	sho	sv	ip	h	r	er	bb	so	2b	3b	hr	b/avg	wp	hp	bk	sfa	sha
Gutierrez, JC	0.00	0-0	4	0	0	0/2	0	3.2	2	0	0	2	5	0	0	0	.154	1	0	0	0	0
Novotny, Sam	0.00	0-0	1	0	0	0/0	0	0.1	0	0	0	0	0	0	0	0	.000	0	0	0	0	0
Hawkins, Corbin	2.14	2-0	17	1	0	0/0	1	33.2	29	9	8	10	25	2	0	0	.238	1	4	1	2	1
Ornelas, Mason	2.84	0-0	6	0	0	0/0	0	6.1	3	3	2	8	5	1	0	1	.143	0	2	0	1	0
Schanaman, Shay	3.32	3-5	20	0	0	0/0	5	43.1	33	26	16	23	56	6	1	1	.208	8	12	0	1	1
Christo, Drew	3.68	1-1	10	1	0	0/0	0	14.2	10	9	6	8	18	2	0	1	.196	4	5	0	2	2
Bunz, Jake	4.26	0-0	14	0	0	0/0	0	12.2	11	12	6	9	18	2	0	3	.234	3	0	0	0	0
Olson, Emmett	4.34	5-3	12	12	1	0/0	0	66.1	54	37	32	25	66	10	1	10	.223	5	8	0	2	3
Walsh, Will	4.41	3-2	11	6	0	0/0	0	34.2	31	18	17	8	33	3	2	4	.238	3	3	0	2	1
Brockett, Jackson	4.50	2-1	13	5	0	0/0	0	34.0	26	17	17	19	31	7	1	1	.208	5	1	0	1	2
Kaminska, Jace	4.77	6-3	11	11	0	0/2	0	54.2	52	31	29	13	38	8	1	7	.241	3	4	0	0	1
Perry, Kyle	5.88	1-1	14	2	0	0/1	1	26.0	24	20	17	9	22	4	1	5	.253	3	6	0	3	5
Sears, Brett	6.00	0-0	10	0	0	0/0	0	15.0	21	10	10	4	21	4	0	3	.328	3	2	0	1	0
Garza, Michael	6.84	2-3	12	4	0	0/0	0	26.1	42	22	20	10	25	12	1	4	.344	8	1	1	0	1
Worthley, Jalen	8.10	0-0	10	0	0	0/1	0	10.0	14	9	9	7	8	0	0	1	.333	1	3	0	1	0
Berggren, Austin	8.10	0-0	3	0	0	0/0	0	3.1	4	5	3	2	5	0	0	0	.333	1	0	0	2	1
Clark, Caleb	13.24	1-1	9	5	0	0/0	0	17.0	30	26	25	11	14	2	3	4	.380	1	7	0	1	0
Rizzo, Will	18.00	0-0	5	0	0	0/0	0	3.0	6	6	6	3	4	2	0	0	.375	2	1	0	0	0
Totals	4.96	26-20	47	47	1	2/2	7	405.0	392	260	223	171	394	65	11	45	.252	52	59	2	19	18
Opponents	7.11	20-26	47	47	1	1/1	10	401.0	490	363	317	203	416	90	10	86	.300	51	84	8	20	13

PB - Team (8), Caron, J. 5, Columbus, B. 3, Opp (7). Pickoffs - Team (2), Olson, E. 1, Schanaman, S 1, Opp (6). SBA/ATT - Caron, J. (24-31), Columbus, B. (7-9), Schanaman, S (6-6), Olson, E. (3-6), Christo, D. (3-5), Walsh, W. (2-4), Clark, C. (4-4), Kaminska, J. (2-4), Garza, M. (4-4), Brockett, J. (3-3), Perry, K. (1-2), Ornelas, M. (2-2), Sears, B. (1-1), Hawkins, C. (0-1).

BIG TEN RECORD: 10-8

Home: 7-2 | Away: 3-6

Player	avg	gp-gs	ab	r	h	2b	3b	hr	rbi	tb	slg%	bb	hp	so	gdp	ob%	sf	sh	sb-att	po	a	e	fld%
Anderson, Max	.390	18-18	77	23	30	5	0	13	30	74	.961	5	1	9	1	.424	2	0	0-0	33	38	0	1.000
Matthews, Brice	.371	18-18	70	23	26	3	1	7	18	52	.743	16	2	15	0	.494	1	1	6-7	23	39	4	.939
Swansen, Gabe	.356	17-16	59	17	21	4	0	10	28	55	.932	5	6	11	1	.444	2	0	2-2	20	0	1	.952
Mozley, Blake	.333	4-1	3	0	1	0	0	0	0	1	.333	1	0	2	0	.500	0	0	0-0	5	0	0	1.000
Fischer, Charlie	.317	14-11	41	8	13	1	2	1	9	21	.512	4	1	17	1	.383	1	0	1-1	38	1	0	1.000
Cervantes, Efry	.292	12-5	24	4	7	1	0	1	5	11	.458	0	0	2	0	.280	1	1	0-0	21	3	0	1.000
Burnham, Casey	.281	17-17	57	16	16	1	0	1	5	20	.351	12	7	15	1	.461	0	3	4-4	41	0	0	1.000
Everitt, Griffin	.276	13-6	29	7	8	0	0	2	7	14	.483	2	0	7	1	.323	0	0	0-0	0	0	0	.000
Evans, Cole	.269	15-15	52	14	14	4	0	1	7	21	.404	8	2	17	2	.387	0	1	3-3	28	0	2	.933
Caron, Josh	.250	16-16	56	10	14	4	0	3	10	27	.482	12	3	6	1	.408	0	0	0-0	139	11	0	1.000
Sartori, Luke	.250	10-0	4	1	1	1	0	0	0	2	.500	1	1	2	0	.500	0	0	0-0	2	0	0	1.000
Carey, Dylan	.206	16-16	63	6	13	1	0	1	8	17	.270	6	2	18	0	.292	1	0	1-2	9	35	2	.957
Columbus, Ben	.205	15-11	44	7	9	1	0	0	5	10	.227	5	1	10	0	.294	1	0	1-1	83	5	1	.989
Anglim, Garrett	.152	11-11	33	6	5	1	0	1	2	9	.273	5	5	15	0	.349	0	1	2-2	10	0	0	1.000
Walsh, Will	.000	3-1	4	0	0	0	0	0	0	0	.000	0	0	2	0	.000	0	0	0-0	11	3	0	1.000
Jessen, Luke	.000	4-0	3	0	0	0	0	0	0	0	.000	1	0	2	0	.250	0	0	0-0	0	0	0	.000
Young, Daniel	.000	4-0	3	0	0	0	0	0	0	0	.000	0	0	3	0	.000	0	0	0-0	0	0	0	.000
Totals	.286	18	622	142	178	27	3	41	134	334	.537	83	31	153	8	.392	9	7	20-22	471	162	12	.981
Opponents	.268	18	620	116	166	27	3	21	101	262	.423	81	14	158	7	.361	7	5	5-7	468	160	21	.968

LOB - Team (142), Opp (140). DPs turned - Team (10), Opp (15). IBB - Team (2), Anderson, M. 1, Matthews, B. 1, Opp (3).
Picked off - Carey, D. 1, Swansen, G. 1, Matthews, B. 1.

(Big Ten games only Sorted by Earned run avg)

Player	era	w-l	app	gs	cg	sho	sv	ip	h	r	er	bb	so	2b	3b	hr	b/avg	wp	hp	bk	sfa	sha
Schanaman, Shay	0.00	2-1	7	0	0	0/0	1	16.2	14	9	0	10	21	1	0	0	.226	3	3	0	0	0
Gutierrez, JC	0.00	0-0	1	0	0	0/1	0	1.0	0	0	0	0	2	0	0	0	.000	0	0	0	0	0
Ornelas, Mason	0.00	0-0	1	0	0	0/0	0	0.2	1	0	0	2	0	1	0	0	.333	0	0	0	0	0
Hawkins, Corbin	1.93	1-0	6	0	0	0/0	0	14.0	11	4	3	5	9	1	0	0	.220	1	1	0	1	0
Clark, Caleb	3.38	0-0	2	0	0	0/0	0	2.2	4	1	1	1	4	0	0	1	.333	0	1	0	0	0
Perry, Kyle	4.32	0-0	5	0	0	0/1	0	8.1	7	4	4	0	11	1	0	1	.219	2	2	0	0	0
Brockett, Jackson	4.58	1-0	5	1	0	0/0	0	17.2	13	9	9	13	15	3	0	0	.210	2	0	0	1	2
Olson, Emmett	5.87	1-2	6	6	0	0/0	0	30.2	30	23	20	16	32	6	0	4	.256	4	1	0	1	2
Christo, Drew	6.00	0-1	3	0	0	0/0	0	3.0	1	2	2	3	2	0	0	1	.091	0	0	0	0	0
Walsh, Will	6.11	2-1	5	5	0	0/0	0	17.2	23	12	12	6	13	3	2	2	.315	0	2	0	2	0
Sears, Brett	6.23	0-0	3	0	0	0/0	0	4.1	7	3	3	2	5	0	0	1	.350	2	1	0	0	0
Bunz, Jake	7.36	0-0	7	0	0	0/0	0	7.1	7	9	6	5	12	2	0	2	.241	2	0	0	0	0
Kaminska, Jace	7.89	2-2	5	5	0	0/1	0	21.2	25	19	19	8	19	3	1	6	.281	3	2	0	0	1
Garza, Michael	12.15	1-1	3	1	0	0/0	0	6.2	13	10	9	3	8	4	0	2	.382	1	0	0	0	0
Worthley, Jalen	13.50	0-0	3	0	0	0/0	0	2.2	4	4	4	4	1	0	0	1	.364	1	0	0	1	0
Berggren, Austin	27.00	0-0	1	0	0	0/0	0	0.2	2	2	2	1	1	0	0	0	.667	1	0	0	1	0
Rizzo, Will	33.75	0-0	2	0	0	0/0	0	1.1	4	5	5	2	3	2	0	0	.444	1	1	0	0	0
Totals	5.68	10-8	18	18	0	1/1	1	157.0	166	116	99	81	158	27	3	21	.268	23	14	0	7	5
Opponents	7.67	8-10	18	18	0	1/1	3	156.0	178	142	133	83	153	27	3	41	.286	21	31	4	9	7

PB - Team (2), Caron, J. 2, Opp (4). Pickoffs - Team (1), Schanaman, S 1, Opp (3). SBA/ATT - Caron, J. (5-7), Walsh, W. (1-2), Brockett, J. (2-2), Olson, E. (1-2), Schanaman, S (1-1).

HOME RECORD: 12-7

B1G: 7-2

Player	avg	gp-gs	ab	r	h	2b	3b	hr	rbi	tb	slg%	bb	hp	so	gdp	ob%	sf	sh	sb-att	po	a	e	fld%
Cervantes, Efry	.450	12-4	20	7	9	2	0	0	3	11	.550	3	0	1	0	.522	0	1	0-0	16	5	0	1.000
Evans, Cole	.436	17-16	55	17	24	6	0	4	16	42	.764	7	3	13	2	.523	0	1	4-5	26	0	2	.929
Matthews, Brice	.411	19-19	73	27	30	3	1	10	26	65	.890	15	2	16	0	.511	2	1	10-13	22	36	7	.892
Swansen, Gabe	.382	18-17	68	23	26	5	0	12	30	67	.985	3	6	12	1	.449	1	0	2-2	19	0	0	1.000
Fischer, Charlie	.339	18-17	59	14	20	4	2	2	16	34	.576	4	3	24	1	.403	1	0	0-0	76	1	0	1.000
Burnham, Casey	.333	16-16	51	11	17	3	0	1	12	23	.451	9	6	15	0	.485	0	2	4-4	35	0	1	.972
Sartori, Luke	.333	13-1	6	3	2	1	0	0	0	3	.500	1	3	2	0	.600	0	0	2-2	5	0	0	1.000
Anderson, Max	.329	19-19	82	20	27	6	1	8	23	59	.720	5	2	12	1	.378	1	0	0-0	29	38	0	1.000
Everitt, Griffin	.320	11-6	25	10	8	0	1	3	8	19	.760	5	0	3	2	.433	0	0	1-2	0	0	0	.000
Columbus, Ben	.289	16-12	45	11	13	2	0	0	7	15	.333	11	0	11	0	.421	1	0	1-1	95	6	1	.990
Caron, Josh	.210	16-16	62	10	13	3	0	1	9	19	.306	6	2	14	2	.300	0	0	0-0	135	13	1	.993
Walsh, Will	.200	8-3	10	1	2	0	0	1	2	5	.500	1	0	5	0	.273	0	0	0-0	21	4	1	.962
Carey, Dylan	.176	17-17	68	8	12	1	1	1	4	18	.265	3	3	22	0	.240	1	0	0-0	10	31	2	.953
Anglim, Garrett	.143	7-7	21	6	3	0	0	2	3	9	.429	1	7	8	1	.379	0	0	0-0	0	1	0	1.000
Jessen, Luke	.000	3-0	3	0	0	0	0	0	0	0	.000	0	0	2	0	.000	0	0	0-0	0	0	0	.000
Mozley, Blake	.000	5-1	3	0	0	0	0	0	0	0	.000	1	0	2	0	.250	0	0	0-0	5	0	0	1.000
Young, Daniel	.000	3-0	2	0	0	0	0	0	0	0	.000	0	0	2	0	.000	0	0	0-0	0	0	0	.000
Totals	.315	19	653	168	206	36	6	45	159	389	.596	75	37	164	10	.412	7	5	24-29	504	158	18	.974
Opponents	.231	19	636	85	147	19	3	15	75	217	.341	59	19	196	7	.311	9	5	13-16	467	147	23	.964

LOB - Team (144), Opp (139). DPs turned - Team (8), Opp (11). CI - Team (0), Opp (3). IBB - Team (2), Anderson, M. 1, Matthews, B. 1, Opp (2). Picked off - Anderson, M. 1, Carey, D. 1.

(Home games Sorted by Earned run avg)

Player	era	w-l	app	gs	cg	sho	sv	ip	h	r	er	bb	so	2b	3b	hr	b/avg	wp	hp	bk	sfa	sha
Ornelas, Mason	0.00	0-0	3	0	0	0/0	0	3.2	1	1	0	4	5	0	0	0	.077	0	1	0	0	0
Gutierrez, JC	0.00	0-0	2	0	0	0/2	0	2.0	0	0	0	2	3	0	0	0	.000	0	0	0	0	0
Hawkins, Corbin	0.63	1-0	7	0	0	0/0	0	14.1	9	2	1	2	14	0	0	0	.180	1	2	0	1	1
Kaminska, Jace	0.90	3-0	3	3	0	0/2	0	20.0	13	2	2	3	13	1	0	1	.178	1	0	0	0	0
Bunz, Jake	1.93	0-0	4	0	0	0/0	0	4.2	5	2	1	1	6	1	0	1	.278	0	0	0	0	0
Sears, Brett	2.00	0-0	4	0	0	0/0	0	9.0	7	2	2	1	15	1	0	0	.212	0	1	0	0	0
Walsh, Will	2.21	3-0	5	3	0	0/0	0	20.1	12	5	5	4	26	2	1	2	.167	2	1	0	1	0
Christo, Drew	2.70	0-0	5	1	0	0/0	0	6.2	4	3	2	4	6	0	0	0	.174	3	2	0	1	0
Schanaman, Shay	3.12	0-4	8	0	0	0/0	3	17.1	15	11	6	9	25	3	0	0	.234	1	6	0	1	1
Brockett, Jackson	3.24	2-1	5	3	0	0/0	0	16.2	13	6	6	5	16	4	1	1	.210	2	0	0	0	0
Worthley, Jalen	3.86	0-0	4	0	0	0/1	0	4.2	5	2	2	2	6	0	0	0	.278	1	1	0	1	0
Olson, Emmett	4.84	2-0	4	4	0	0/0	0	22.1	20	13	12	10	28	2	0	3	.238	2	2	0	0	1
Perry, Kyle	7.84	0-1	7	2	0	0/1	0	10.1	13	11	9	4	11	1	0	3	.317	1	1	0	2	2
Garza, Michael	9.45	0-1	3	2	0	0/0	0	6.2	13	8	7	0	9	2	0	2	.382	4	0	0	0	0
Berggren, Austin	10.12	0-0	2	0	0	0/0	0	2.2	3	3	3	2	5	0	0	0	.300	1	0	0	1	0
Clark, Caleb	13.50	1-0	4	1	0	0/0	0	5.1	10	9	8	4	5	0	1	2	.385	1	1	0	1	0
Rizzo, Will	33.75	0-0	2	0	0	0/0	0	1.1	4	5	5	2	3	2	0	0	.444	1	1	0	0	0
Totals	3.80	12-7	19	19	0	2/2	3	168.0	147	85	71	59	196	19	3	15	.231	21	19	0	9	5
Opponents	8.83	7-12	19	19	0	0/0	5	156.0	206	168	153	75	164	36	6	45	.315	25	37	4	7	5

PB - Team (2), Caron, J. 2, Opp (4). Pickoffs - Team (1), Schanaman, S 1, Opp (2). SBA/ATT - Caron, J. (9-11), Columbus, B. (4-4), Olson, E. (2-3), Walsh, W. (2-3), Schanaman, S (3-3), Ornelas, M. (2-2), Christo, D. (2-2), Kaminska, J. (0-1), Garza, M. (1-1), Brockett, J. (1-1).

ROAD/NEUTRAL RECORD: 14-13-1

B1G: 3-6 | Away: 9-11-1 | Neutral: 5-2

Player	avg	gp-gs	ab	r	h	2b	3b	hr	rbi	tb	slg%	bb	hp	so	gdp	ob%	sf	sh	sb-att	po	a	e	fld%
Anderson, Max	.454	28-28	119	21	54	9	1	11	37	98	.824	10	1	13	2	.496	1	0	0-0	56	62	0	1.000
Matthews, Brice	.370	28-28	108	30	40	8	1	9	37	77	.713	25	2	31	0	.489	2	0	9-11	38	64	12	.895
Caron, Josh	.321	23-23	84	15	27	7	0	5	16	49	.583	11	7	12	1	.433	2	0	1-1	142	13	0	1.000
Carey, Dylan	.317	26-26	104	19	33	7	0	3	21	49	.471	11	4	23	1	.400	1	1	2-3	15	42	0	1.000
Anglim, Garrett	.304	21-19	69	16	21	2	1	3	10	34	.493	6	4	27	0	.388	1	1	4-5	31	0	0	1.000
Burnham, Casey	.293	26-26	82	30	24	6	1	1	5	35	.427	10	12	25	1	.442	0	6	5-5	67	0	0	1.000
Mozley, Blake	.286	5-0	7	0	2	1	0	0	0	3	.429	0	0	2	0	.286	0	0	0-0	2	1	0	1.000
Columbus, Ben	.253	24-19	75	10	19	5	0	0	8	24	.320	10	3	22	0	.356	2	0	0-0	118	6	0	1.000
Fischer, Charlie	.241	23-16	58	11	14	1	0	2	13	21	.362	12	3	16	0	.392	1	0	1-1	71	2	0	1.000
Everitt, Griffin	.226	21-12	53	4	12	2	0	1	8	17	.321	6	1	17	1	.317	0	0	1-1	0	0	0	.000
Swansen, Gabe	.224	24-22	76	13	17	4	0	2	13	27	.355	13	6	20	1	.371	2	0	1-3	41	1	1	.977
Cervantes, Efry	.178	18-10	45	6	8	0	0	3	6	17	.378	1	1	7	0	.208	1	0	0-0	39	6	0	1.000
Walsh, Will	.167	9-6	24	4	4	1	0	1	2	8	.333	2	2	7	0	.286	0	0	0-0	45	7	0	1.000
Evans, Cole	.145	20-15	55	11	8	1	0	0	4	9	.164	9	1	22	0	.277	0	0	4-6	30	0	1	.968
Sartori, Luke	.071	16-2	14	5	1	0	0	0	1	1	.071	1	0	6	0	.133	0	0	0-0	6	0	0	1.000
Jessen, Luke	.000	5-0	4	0	0	0	0	0	0	0	.000	1	0	0	0	.200	0	0	0-0	0	0	1	.000
Young, Daniel	.000	3-0	3	0	0	0	0	0	0	0	.000	0	0	2	0	.000	0	0	0-0	0	0	0	.000
Totals	.290	28	980	195	284	54	4	41	181	469	.479	128	47	252	7	.393	13	8	28-36	711	239	17	.982
Opponents	.266	28	921	175	245	46	8	30	158	397	.431	112	40	198	8	.367	10	13	18-26	735	261	30	.971

LOB - Team (246), Opp (210). DPs turned - Team (15), Opp (19). IBB - Team (8), Anderson, M. 5, Matthews, B. 1, Anglim, G. 1, Caron, J. 1, Opp (5). Picked off - Swansen, G. 2, Matthews, B. 1, Caron, J. 1.

(Sorted by Earned run avg)

Player	era	w-l	app	gs	cg	sho	sv	ip	h	r	er	bb	so	2b	3b	hr	b/avg	wp	hp	bk	sfa	sha
Gutierrez, JC	0.00	0-0	2	0	0	0/0	0	1.2	2	0	0	0	2	0	0	0	.286	1	0	0	0	0
Berggren, Austin	0.00	0-0	1	0	0	0/0	0	0.2	1	2	0	0	0	0	0	0	.500	0	0	0	1	1
Novotny, Sam	0.00	0-0	1	0	0	0/0	0	0.1	0	0	0	0	0	0	0	0	.000	0	0	0	0	0
Hawkins, Corbin	3.26	1-0	10	1	0	0/0	1	19.1	20	7	7	8	11	2	0	0	.278	0	2	1	1	0
Schanaman, Shay	3.46	3-1	12	0	0	0/0	2	26.0	18	15	10	14	31	3	1	1	.189	7	6	0	0	0
Olson, Emmett	4.09	3-3	8	8	1	0/0	0	44.0	34	24	20	15	38	8	1	7	.215	3	6	0	2	2
Christo, Drew	4.50	1-1	5	0	0	0/0	0	8.0	6	6	4	4	12	2	0	1	.214	1	3	0	1	2
Perry, Kyle	4.60	1-0	7	0	0	0/0	1	15.2	11	9	8	5	11	3	1	2	.204	2	5	0	1	3
Rizzo, Will	5.40	0-0	3	0	0	0/0	0	1.2	2	1	1	1	1	0	0	0	.286	1	0	0	0	0
Bunz, Jake	5.62	0-0	10	0	0	0/0	0	8.0	6	10	5	8	12	1	0	2	.207	3	0	0	0	0
Brockett, Jackson	5.71	0-0	8	2	0	0/0	0	17.1	13	11	11	14	15	3	0	0	.206	3	1	0	1	2
Garza, Michael	5.95	2-2	9	2	0	0/0	0	19.2	29	14	13	10	16	10	1	2	.330	4	1	1	0	1
Ornelas, Mason	6.75	0-0	3	0	0	0/0	0	2.2	2	2	2	4	0	1	0	1	.250	0	1	0	1	0
Kaminska, Jace	7.01	3-3	8	8	0	0/0	0	34.2	39	29	27	10	25	7	1	6	.273	2	4	0	0	1
Walsh, Will	7.53	0-2	6	3	0	0/0	0	14.1	19	13	12	4	7	1	1	2	.328	1	2	0	1	1
Worthley, Jalen	11.81	0-0	6	0	0	0/0	0	5.1	9	7	7	5	2	0	0	1	.375	0	2	0	0	0
Sears, Brett	12.00	0-0	6	0	0	0/0	0	6.0	14	8	8	3	6	3	0	3	.452	3	1	0	1	0
Clark, Caleb	13.11	0-1	5	4	0	0/0	0	11.2	20	17	17	7	9	2	2	2	.377	0	6	0	0	0
Totals	5.77	14-13	28	28	1	0/0	4	237.0	245	175	152	112	198	46	8	30	.266	31	40	2	10	13
Opponents	6.02	13-14	28	28	1	1/1	5	245.0	284	195	164	128	252	54	4	41	.290	26	47	4	13	8

PB - Team (6), Columbus, B. 3, Caron, J. 3, Opp (3). Pickoffs - Team (1), Olson, E. 1, Opp (4). SBA/ATT - Caron, J. (15-20), Columbus, B. (3-5), Clark, C. (4-4), Garza, M. (3-3), Christo, D. (1-3), Schanaman, S (3-3), Kaminska, J. (2-3), Olson, E. (1-3), Perry, K. (1-2), Brockett, J. (2-2), Sears, B. (1-1), Hawkins, C. (0-1), Walsh, W. (0-1).

AT NO. 23 MARYLAND: 1-2

B1G: 1-2 | Home: 0-0 | Away: 1-2 | Neutral: 0-0

Player	avg	gp-gs	ab	r	h	2b	3b	hr	rbi	tb	slg%	bb	hp	so	gdp	ob%	sf	sh	sb-att	po	a	e	fld%
Mozley, Blake	1.000	1-0	1	0	1	0	0	0	0	1	1.000	0	0	0	0	1.000	0	0	0-0	1	0	0	1.000
Anderson, Max	.583	3-3	12	6	7	1	0	3	5	17	1.417	1	0	1	0	.615	0	0	0-0	9	6	0	1.000
Fischer, Charlie	.375	2-2	8	1	3	0	0	0	0	3	.375	0	0	1	0	.375	0	0	0-0	4	1	0	1.000
Everitt, Griffin	.300	3-2	10	2	3	0	0	1	5	6	.600	1	0	4	0	.364	0	0	0-0	0	0	0	.000
Swansen, Gabe	.300	3-3	10	3	3	0	0	1	3	6	.600	2	1	0	0	.462	0	0	0-0	4	0	1	.800
Caron, Josh	.250	2-2	4	2	1	0	0	1	2	4	1.000	4	1	0	0	.667	0	0	0-0	13	1	0	1.000
Burnham, Casey	.200	3-3	10	4	2	1	0	0	0	3	.300	3	1	2	1	.429	0	1	0-0	6	0	0	1.000
Matthews, Brice	.182	3-3	11	1	2	0	0	0	0	2	.182	4	0	4	0	.400	0	0	1-1	3	7	1	.909
Anglim, Garrett	.167	2-2	6	1	1	1	0	0	0	2	.333	0	0	2	0	.167	0	1	1-1	6	0	0	1.000
Cervantes, Efry	.167	3-1	6	1	1	0	0	1	3	4	.667	0	0	0	0	.143	1	0	0-0	8	1	0	1.000
Carey, Dylan	.111	3-3	9	0	1	0	0	0	2	1	.111	3	0	3	0	.333	0	0	0-0	1	9	0	1.000
Columbus, Ben	.000	2-2	8	0	0	0	0	0	0	0	.000	0	1	2	0	.111	0	0	0-0	15	1	0	1.000
Evans, Cole	.000	1-1	4	0	0	0	0	0	1	0	.000	1	0	3	0	.200	0	0	0-0	2	0	0	1.000
Sartori, Luke	.000	1-0	1	0	0	0	0	0	0	0	.000	0	0	0	0	.000	0	0	0-0	0	0	0	.000
Jessen, Luke	.000	1-0	1	0	0	0	0	0	0	0	.000	0	0	0	0	.000	0	0	0-0	0	0	0	.000
Young, Daniel	.000	1-0	1	0	0	0	0	0	0	0	.000	0	0	1	0	.000	0	0	0-0	0	0	0	.000
Totals	.245	3	102	21	25	3	0	7	21	49	.480	19	4	23	1	.381	1	2	2-2	75	28	3	.972
Opponents	.355	3	110	38	39	8	0	8	32	71	.645	20	2	22	2	.452	3	0	1-1	81	28	2	.982

LOB - Team (26), Opp (22). DPs turned - Team (2), Opp (1). IBB - Team (1), Anderson, M. 1, Opp (1).

(Big Ten games only vs Maryland Sorted by Earned run avg)

Player	era	w-l	app	gs	cg	sho	sv	ip	h	r	er	bb	so	2b	3b	hr	b/avg	wp	hp	bk	sfa	sha
Schanaman, Shay	0.00	1-0	1	0	0	0/0	0	5.0	4	3	0	4	7	1	0	0	.211	2	0	0	0	0
Clark, Caleb	0.00	0-0	1	0	0	0/0	0	1.2	2	0	0	0	4	0	0	0	.286	0	0	0	0	0
Ornelas, Mason	0.00	0-0	1	0	0	0/0	0	0.2	1	0	0	2	0	1	0	0	.333	0	0	0	0	0
Hawkins, Corbin	6.00	0-0	1	0	0	0/0	0	3.0	3	2	2	0	1	1	0	0	.273	0	0	0	1	0
Olson, Emmett	8.31	0-1	1	1	0	0/0	0	4.1	6	6	4	3	1	2	0	0	.333	0	0	0	1	0
Walsh, Will	11.57	0-0	1	1	0	0/0	0	2.1	4	3	3	0	1	1	0	0	.400	0	0	0	0	0
Kaminska, Jace	15.75	0-0	1	1	0	0/0	0	4.0	6	7	7	2	4	1	0	4	.333	0	1	0	0	0
Christo, Drew	27.00	0-1	1	0	0	0/0	0	0.2	1	2	2	1	0	0	0	1	.333	0	0	0	0	0
Brockett, Jackson	33.75	0-0	1	0	0	0/0	0	1.1	3	5	5	3	1	0	0	0	.500	0	0	0	1	0
Bunz, Jake	36.00	0-0	2	0	0	0/0	0	1.0	2	4	4	2	2	1	0	1	.400	2	0	0	0	0
Sears, Brett	40.50	0-0	1	0	0	0/0	0	0.2	4	3	3	0	1	0	0	1	.667	2	1	0	0	0
Worthley, Jalen	81.00	0-0	1	0	0	0/0	0	0.1	3	3	3	3	0	0	0	1	.750	0	0	0	0	0
Totals	11.88	1-2	3	3	0	0/0	0	25.0	39	38	33	20	22	8	0	8	.355	6	2	0	3	0
Opponents	6.67	2-1	3	3	0	0/0	0	27.0	25	21	20	19	23	3	0	7	.245	1	4	0	1	2

PB - Team (1), Caron, J. 1. SBA/ATT - Caron, J. (1-1), Olson, E. (1-1).

LAST FIVE GAMES: 2-3

B1G: 2-3 | Home: 0-1 | Away: 2-2 | Neutral: 0-0

Player	avg	gp-gs	ab	r	h	2b	3b	hr	rbi	tb	slg%	bb	hp	so	gdp	ob%	sf	sh	sb-att	po	a	e	fld%
Mozley, Blake	1.000	1-0	1	0	1	0	0	0	0	1	1.000	0	0	0	0	1.000	0	0	0-0	1	0	0	1.000
Anderson, Max	.476	5-5	21	6	10	2	0	3	7	21	1.000	1	0	2	0	.500	0	0	0-0	15	11	0	1.000
Matthews, Brice	.316	5-5	19	4	6	0	0	3	5	15	.789	6	0	7	0	.480	0	0	1-1	5	11	1	.941
Fischer, Charlie	.308	4-4	13	1	4	1	0	0	0	5	.385	1	0	2	0	.357	0	0	0-0	17	1	0	1.000
Everitt, Griffin	.294	5-4	17	4	5	0	0	2	6	11	.647	3	0	5	1	.400	0	0	1-1	0	0	0	.000
Swansen, Gabe	.294	5-5	17	3	5	1	0	1	3	9	.529	4	1	1	1	.455	0	0	0-0	6	0	1	.857
Burnham, Casey	.222	5-5	18	6	4	1	0	0	0	5	.278	5	1	6	1	.417	0	1	1-1	12	0	0	1.000
Cervantes, Efry	.222	4-1	9	2	2	0	0	1	4	5	.556	0	0	0	0	.200	1	0	0-0	11	2	0	1.000
Anglim, Garrett	.167	2-2	6	1	1	1	0	0	0	2	.333	0	0	2	0	.167	0	1	1-1	6	0	0	1.000
Columbus, Ben	.154	4-3	13	1	2	2	0	0	1	4	.308	1	1	2	0	.267	0	0	0-0	22	1	0	1.000
Caron, Josh	.143	3-3	7	2	1	0	0	1	2	4	.571	4	1	2	0	.500	0	0	0-0	22	2	0	1.000
Evans, Cole	.125	2-2	8	1	1	0	0	1	2	4	.500	1	0	6	0	.222	0	0	0-0	4	0	0	1.000
Carey, Dylan	.063	5-5	16	1	1	0	0	0	2	1	.063	4	0	4	1	.250	0	1	0-0	4	14	0	1.000
Sartori, Luke	.000	2-1	4	1	0	0	0	0	0	0	.000	1	0	1	0	.200	0	0	0-0	0	0	0	.000
Jessen, Luke	.000	1-0	1	0	0	0	0	0	0	0	.000	0	0	0	0	.000	0	0	0-0	0	0	0	.000
Young, Daniel	.000	1-0	1	0	0	0	0	0	0	0	.000	0	0	1	0	.000	0	0	0-0	0	0	0	.000
Totals	.251	5	171	33	43	8	0	12	32	87	.509	31	4	41	4	.377	1	3	4-4	129	46	4	.978
Opponents	.320	5	178	48	57	11	0	10	41	98	.551	25	3	38	3	.403	5	1	2-2	135	49	4	.979

LOB - Team (42), Opp (35). DPs turned - Team (3), Opp (5). IBB - Team (1), Anderson, M. 1, Opp (1).

(Sorted by Earned run avg)

Player	era	w-l	app	gs	cg	sho	sv	ip	h	r	er	bb	so	2b	3b	hr	b/avg	wp	hp	bk	sfa	sha
Schanaman, Shay	0.00	1-0	1	0	0	0/0	0	5.0	4	3	0	4	7	1	0	0	.211	2	0	0	0	0
Clark, Caleb	0.00	0-0	1	0	0	0/0	0	1.2	2	0	0	0	4	0	0	0	.286	0	0	0	0	0
Ornelas, Mason	0.00	0-0	1	0	0	0/0	0	0.2	1	0	0	2	0	1	0	0	.333	0	0	0	0	0
Hawkins, Corbin	2.08	0-0	3	0	0	0/0	1	8.2	7	2	2	0	5	1	0	0	.233	0	1	0	1	0
Perry, Kyle	6.75	1-1	2	1	0	0/0	0	5.1	7	6	4	4	4	0	0	1	.333	0	0	0	2	1
Christo, Drew	6.75	0-1	2	0	0	0/0	0	2.2	2	3	2	2	3	0	0	1	.200	2	0	0	0	0
Sears, Brett	7.36	0-0	2	0	0	0/0	0	3.2	4	3	3	0	5	0	0	1	.267	2	1	0	0	0
Olson, Emmett	8.31	0-1	1	1	0	0/0	0	4.1	6	6	4	3	1	2	0	0	.333	0	0	0	1	0
Walsh, Will	11.57	0-0	1	1	0	0/0	0	2.1	4	3	3	0	1	1	0	0	.400	0	0	0	0	0
Kaminska, Jace	15.75	0-0	1	1	0	0/0	0	4.0	6	7	7	2	4	1	0	4	.333	0	1	0	0	0
Brockett, Jackson	19.29	0-0	2	0	0	0/0	0	2.1	4	5	5	3	2	0	0	0	.400	0	0	0	1	0
Garza, Michael	27.00	0-0	1	1	0	0/0	0	1.0	5	3	3	0	0	3	0	1	.625	1	0	0	0	0
Bunz, Jake	36.00	0-0	2	0	0	0/0	0	1.0	2	4	4	2	2	1	0	1	.400	2	0	0	0	0
Worthley, Jalen	81.00	0-0	1	0	0	0/0	0	0.1	3	3	3	3	0	0	0	1	.750	0	0	0	0	0
Totals	8.37	2-3	5	5	0	0/0	1	43.0	57	48	40	25	38	11	0	10	.320	9	3	0	5	1
Opponents	5.40	3-2	5	5	0	0/0	0	45.0	43	33	27	31	41	8	0	12	.251	3	4	0	1	3

PB - Team (2), Caron, J. 2, Opp (1). SBA/ATT - Caron, J. (2-2), Olson, E. (1-1), Brockett, J. (1-1).

LAST 10 GAMES: 5-5

B1G: 3-3 | Home: 2-3 | Away: 3-2 | Neutral: 0-0

Player	avg	gp-gs	ab	r	h	2b	3b	hr	rbi	tb	slg%	bb	hp	so	gdp	ob%	sf	sh	sb-att	po	a	e	fld%
Mozley, Blake	1.000	2-0	1	0	1	0	0	0	0	1	1.000	0	0	0	0	1.000	0	0	0-0	1	0	0	1.000
Swansen, Gabe	.378	10-10	37	11	14	1	0	4	12	27	.730	6	5	5	1	.521	0	0	2-2	12	0	1	.923
Anderson, Max	.370	10-10	46	11	17	2	0	6	14	37	.804	1	0	6	0	.375	1	0	0-0	20	22	0	1.000
Fischer, Charlie	.346	8-8	26	2	9	2	0	0	3	11	.423	2	1	5	0	.414	0	0	0-0	17	1	0	1.000
Evans, Cole	.316	6-5	19	6	6	1	0	2	5	13	.684	3	1	9	0	.435	0	0	0-0	7	0	0	1.000
Everitt, Griffin	.304	9-4	23	5	7	0	0	2	6	13	.565	3	0	7	1	.385	0	0	1-1	0	0	0	.000
Matthews, Brice	.300	10-10	40	12	12	1	0	4	7	25	.625	11	1	13	0	.462	0	0	3-4	15	20	3	.921
Caron, Josh	.300	6-6	20	6	6	1	0	2	6	13	.650	5	1	4	1	.462	0	0	0-0	51	3	0	1.000
Burnham, Casey	.278	10-10	36	11	10	1	0	0	4	11	.306	10	3	9	1	.469	0	1	2-2	22	0	0	1.000
Columbus, Ben	.241	9-7	29	3	7	2	0	0	4	9	.310	5	1	9	0	.371	0	0	0-0	67	4	1	.986
Sartori, Luke	.200	6-1	5	2	1	1	0	0	0	2	.400	2	0	1	0	.429	0	0	0-0	0	0	0	.000
Carey, Dylan	.167	10-10	36	4	6	0	0	1	7	9	.250	5	1	10	1	.286	0	1	0-0	7	21	0	1.000
Cervantes, Efry	.133	7-3	15	3	2	0	0	1	4	5	.333	2	0	0	0	.222	1	1	0-0	22	3	0	1.000
Anglim, Garrett	.118	5-5	17	2	2	1	0	0	0	3	.176	0	0	6	1	.118	0	1	1-1	9	1	0	1.000
Walsh, Will	.000	2-1	2	0	0	0	0	0	0	0	.000	0	0	1	0	.000	0	0	0-0	5	1	0	1.000
Young, Daniel	.000	3-0	2	0	0	0	0	0	0	0	.000	0	0	2	0	.000	0	0	0-0	0	0	0	.000
Jessen, Luke	.000	1-0	1	0	0	0	0	0	0	0	.000	0	0	0	0	.000	0	0	0-0	0	0	0	.000
Totals	.282	10	355	78	100	13	0	22	72	179	.504	55	14	87	6	.397	2	4	9-10	264	86	8	.978
Opponents	.306	10	356	73	109	21	2	14	64	176	.494	39	8	93	5	.380	8	4	6-7	264	87	13	.964

LOB - Team (88), Opp (78). DPs turned - Team (6), Opp (8). IBB - Team (2), Matthews, B. 1, Anderson, M. 1, Opp (2).

(Sorted by Earned run avg)

Player	era	w-l	app	gs	cg	sho	sv	ip	h	r	er	bb	so	2b	3b	hr	b/avg	wp	hp	bk	sfa	sha
Schanaman, Shay	0.00	1-1	3	0	0	0/0	1	7.2	9	7	0	5	11	1	0	0	.290	2	0	0	0	0
Clark, Caleb	0.00	0-0	1	0	0	0/0	0	1.2	2	0	0	0	4	0	0	0	.286	0	0	0	0	0
Ornelas, Mason	0.00	0-0	2	0	0	0/0	0	1.1	2	0	0	4	2	1	0	0	.333	0	0	0	0	0
Gutierrez, JC	0.00	0-0	1	0	0	0/1	0	1.0	0	0	0	0	2	0	0	0	.000	0	0	0	0	0
Hawkins, Corbin	2.03	0-0	5	1	0	0/0	1	13.1	11	4	3	1	7	1	0	0	.229	1	2	0	1	0
Christo, Drew	4.05	1-1	3	0	0	0/0	0	6.2	6	4	3	2	11	2	0	1	.250	3	1	0	1	1
Kaminska, Jace	5.73	1-0	2	2	0	0/1	0	11.0	11	7	7	2	11	2	0	4	.250	0	1	0	0	0
Sears, Brett	5.87	0-0	3	0	0	0/0	0	7.2	8	5	5	0	12	1	0	1	.267	2	2	0	0	0
Olson, Emmett	6.10	0-1	2	2	0	0/0	0	10.1	14	10	7	7	7	4	0	1	.333	0	0	0	1	1
Perry, Kyle	6.14	1-1	4	1	0	0/1	0	7.1	8	7	5	5	7	0	0	1	.296	0	0	0	2	2
Walsh, Will	6.48	1-0	2	2	0	0/0	0	8.1	11	6	6	1	6	3	1	1	.324	0	1	0	1	0
Garza, Michael	13.50	0-0	2	1	0	0/0	0	2.2	8	4	4	1	3	3	0	2	.500	2	0	0	0	0
Worthley, Jalen	16.88	0-0	4	0	0	0/0	0	2.2	8	5	5	4	2	0	0	1	.533	0	1	0	1	0
Bunz, Jake	18.00	0-0	4	0	0	0/0	0	2.0	3	5	4	3	4	2	0	1	.333	2	0	0	0	0
Brockett, Jackson	18.69	0-1	3	1	0	0/0	0	4.1	8	9	9	4	4	1	1	1	.400	0	0	0	1	0
Totals	5.93	5-5	10	10	0	1/1	2	88.0	109	73	58	39	93	21	2	14	.306	12	8	0	8	4
Opponents	7.06	5-5	10	10	0	0/0	2	88.0	100	78	69	55	87	13	0	22	.282	10	14	0	2	4

PB - Team (2), Caron, J. 2, Opp (4). Pickoffs - Team (1), Schanaman, S 1. SBA/ATT - Columbus, B. (3-4), Caron, J. (3-3), Christo, D. (1-2), Ornelas, M. (2-2), Brockett, J. (1-1), Walsh, W. (1-1), Olson, E. (1-1).

NEBRASKA GAME-BY-GAME HITTING

Date	Opponent	ab	r	h	rbi	2b	3b	hr	tb	bb	ibb	sb	cs	hbp	sac	sf	gdp	k	po	a	e	lob	avg
Feb 17	at San Diego	32	3	5	3	1	0	0	6	7	0	0	0	2	0	0	0	9	24	10	0	11	.156
Feb 18	at San Diego	37	3	11	3	1	0	1	15	1	0	1	1	0	0	0	0	12	24	8	1	8	.232
Feb 19	at San Diego	34	9	10	9	2	0	2	18	3	0	1	0	5	0	1	0	12	25	5	0	7	.252
Feb 20	at San Diego	38	16	17	13	4	1	2	29	7	0	0	1	1	0	0	0	11	21	5	1	9	.305
Feb 24	at South Alabama	32	5	6	5	2	0	1	11	6	2	0	0	5	1	0	0	9	27	10	1	12	.283
Feb 25	at South Alabama	42	15	14	12	3	0	2	23	4	0	1	2	3	0	1	1	10	27	5	2	8	.293
Feb 26	at South Alabama	39	9	13	8	3	0	4	28	3	0	0	0	0	0	1	0	10	27	15	0	7	.299
Mar 03	vs Vanderbilt	35	5	13	4	8	0	1	24	2	0	1	0	1	0	0	0	10	27	9	0	9	.308
Mar 04	vs Hawaii	43	12	18	11	4	1	1	27	7	2	1	0	1	0	0	1	7	27	6	0	12	.322
Mar 05	vs Ole Miss	33	5	8	5	1	0	2	15	2	0	0	0	1	0	0	1	7	24	7	0	4	.315
Mar 07	NO. COLORADO	31	12	13	11	4	1	3	28	4	0	2	0	3	0	0	0	7	21	6	0	9	.323
Mar 08	NO. COLORADO	31	14	14	13	3	0	5	32	3	0	3	1	2	0	0	0	5	21	7	0	4	.333
Mar 10	ILLINOIS STATE	35	8	13	8	3	1	1	21	3	0	3	1	1	0	0	0	11	27	10	0	7	.335
Mar 11	ILLINOIS STATE	32	12	10	12	2	1	0	14	5	0	3	0	3	0	2	0	8	27	10	1	6	.334
Mar 14	OMAHA	36	6	10	6	2	0	0	12	8	0	1	1	0	0	0	0	12	27	6	3	11	.330
Mar 17	vs Nicholls	23	2	7	2	0	0	0	7	1	0	0	0	1	1	0	0	3	21	7	0	6	.329
Mar 17	vs Nicholls	40	17	17	15	1	0	4	30	6	0	1	0	2	0	2	0	9	27	8	1	9	.336
Mar 19	vs Nicholls	37	7	10	7	4	1	1	19	9	1	3	0	1	0	0	0	14	27	10	0	13	.332
Mar 21	at Creighton	35	5	10	5	1	0	0	11	4	1	0	1	2	1	0	0	9	26	9	1	10	.329
*Mar 24	ILLINOIS	36	8	12	8	1	0	1	16	1	0	0	0	0	1	0	0	6	27	12	1	6	.330
*Mar 25	ILLINOIS	28	8	6	7	0	0	4	18	6	0	3	0	2	1	2	1	8	27	6	1	7	.325
*Mar 26	ILLINOIS	37	7	12	7	0	0	4	24	3	0	0	0	2	0	0	3	10	27	7	1	8	.325
Mar 28	NO. DAKOTA ST.	28	4	5	3	1	0	1	9	0	0	1	0	2	1	0	0	9	27	7	1	4	.320
Apr 01	vs Texas A&M-CC	35	12	13	12	3	1	1	21	3	0	3	1	4	0	2	0	6	24	12	1	8	.322
Apr 01	at Abilene Christian	35	3	8	3	0	0	1	11	4	0	3	0	0	0	0	0	13	24	8	3	9	.318
Apr 04	at Kansas State	36	6	12	6	2	0	1	17	1	1	1	1	4	1	1	1	10	27	7	0	10	.319
*Apr 07	at Michigan	37	3	8	3	2	0	2	16	2	0	1	0	0	0	0	0	5	30	5	0	6	.315
*Apr 08	at Michigan	34	6	8	5	0	0	1	11	8	0	2	0	2	0	2	0	11	24	7	0	13	.312
*Apr 09	at Michigan	39	11	12	11	4	0	3	25	4	0	3	1	0	0	1	0	7	27	10	0	6	.312
Apr 11	OMAHA	37	5	9	5	2	0	2	17	3	1	0	1	3	0	0	0	11	30	10	2	9	.309
*Apr 14	NORTHWESTERN	31	8	8	8	2	1	2	18	2	0	1	0	2	1	1	0	1	27	10	0	5	.308
*Apr 15	NORTHWESTERN	36	9	13	9	3	1	1	21	2	0	1	0	3	0	0	1	8	27	9	0	8	.310
*Apr 16	NORTHWESTERN	42	18	20	18	6	1	7	49	4	0	0	0	2	0	0	1	9	27	9	1	6	.316
Apr 18	CREIGHTON	34	5	9	5	1	0	2	16	4	0	1	0	3	0	1	1	5	27	8	3	10	.314
*Apr 21	at Iowa	30	6	7	5	1	0	0	8	10	0	1	0	3	0	1	0	15	24	9	1	11	.312
*Apr 22	at Iowa	29	0	5	0	0	0	0	5	4	0	1	0	2	1	0	0	9	24	10	1	9	.309
*Apr 23	at Iowa	29	1	4	1	0	0	1	7	2	0	0	0	2	0	0	0	11	24	12	0	5	.305
Apr 25	at Omaha	39	6	12	6	0	0	2	18	1	0	0	0	1	0	0	0	8	27	5	1	8	.305
Apr 26	SO. DAKOTA ST.	33	3	7	3	0	0	0	7	7	0	0	0	2	0	0	1	8	27	7	0	12	.303
*Apr 28	MINNESOTA	37	7	10	7	0	0	1	13	8	1	0	0	0	1	0	0	12	27	10	2	12	.302
*Apr 29	MINNESOTA	42	18	19	16	4	0	4	35	6	0	4	1	3	0	0	1	8	27	6	0	9	.307
*Apr 30	MINNESOTA	33	11	9	8	1	0	3	19	2	0	1	0	4	0	1	0	10	27	12	1	5	.306
May 3	NO. DAKOTA ST.	34	5	7	5	1	0	4	20	4	0	0	0	0	0	0	1	16	27	6	1	6	.303
*May 05	at Maryland	33	4	7	4	1	0	2	14	4	0	0	0	0	1	0	0	10	24	9	1	7	.302
*May 06	at Maryland	33	12	9	12	0	0	4	21	9	1	1	0	3	1	1	1	6	27	11	2	8	.301
*May 07	at Maryland	36	5	9	5	2	0	1	14	6	0	1	0	1	0	0	0	7	24	8	0	11	.300
May 09	at Creighton	35	7	11	6	4	0	1	18	8	0	2	0	0	1	0	2	2	27	12	0	10	.300
Totals		1633	363	490	340	90	10	86	858	203	10	52	13	84	13	20	17	416	1215	397	35	390	.300

NEBRASKA GAME-BY-GAME PITCHING

Date	Opponent	ip	h	r	er	bb	so	2b	3b	hr	wp	bk	hbp	dp	ibb	score	w-l	sv	era
Feb 17	at San Diego	8.0	10	7	7	4	8	2	1	1	2	0	1	0	0	3-7	0-1	0	7.88
Feb 18	at San Diego	8.0	6	5	5	4	5	0	0	1	1	0	2	1	0	3-5	0-2	0	6.75
Feb 19	at San Diego	8.1	9	10	10	4	5	2	0	1	0	2	4	2	0	9-10	0-3	0	8.14
Feb 20	at San Diego	7.0	7	16	8	8	5	0	0	3	2	0	3	1	0	16-16	0-3	0	8.62
Feb 24	at South Alabama	9.0	2	4	2	4	9	0	0	1	1	0	6	1	0	5-4	1-3	1	7.14
Feb 25	at South Alabama	9.0	9	3	3	1	5	2	0	0	1	0	0	0	0	15-3	2-3	1	6.39
Feb 26	at South Alabama	9.0	8	3	3	3	4	1	1	1	0	0	0	1	0	9-3	3-3	1	5.86
Mar 03	vs Vanderbilt	9.0	5	3	3	3	8	0	0	3	0	0	1	1	0	5-3	4-3	1	5.48
Mar 04	vs Hawaii	9.0	11	3	3	1	7	3	0	2	0	0	2	0	0	12-3	5-3	1	5.19
Mar 05	vs Ole Miss	8.0	14	14	13	8	6	2	2	0	0	0	4	0	1	5-14	5-4	1	6.08
Mar 07	NO. COLORADO	7.0	5	1	1	1	11	1	0	0	1	0	0	0	0	12-1	6-4	1	5.72
Mar 08	NO. COLORADO	7.0	5	3	3	2	9	0	0	1	1	0	1	0	0	14-3	7-4	1	5.58
Mar 10	ILLINOIS STATE	9.0	5	3	3	3	13	0	0	1	0	0	2	0	0	8-3	8-4	2	5.37
Mar 11	ILLINOIS STATE	9.0	4	0	0	4	6	0	0	0	0	0	0	0	0	12-0	9-4	2	4.95
Mar 14	OMAHA	9.0	10	10	8	8	14	1	0	1	2	0	2	1	0	6-10	9-5	2	5.17
Mar 17	vs Nicholls	7.0	5	1	1	0	7	0	0	0	0	0	1	1	0	2-1	10-5	2	4.96
Mar 17	vs Nicholls	9.0	3	1	0	1	6	0	0	0	0	0	0	0	0	17-1	11-5	2	4.65
Mar 19	vs Nicholls	9.0	18	10	10	2	7	4	2	2	2	0	3	1	1	7-10	11-6	2	4.97
Mar 21	at Creighton	8.2	7	6	6	4	7	2	0	0	2	0	2	0	0	5-6	11-7	2	5.04
*Mar 24	ILLINOIS	9.0	6	4	4	0	12	0	0	0	1	0	1	1	0	8-4	12-7	3	4.98
*Mar 25	ILLINOIS	9.0	10	3	3	2	9	0	0	1	1	0	1	0	0	8-3	13-7	3	4.88
*Mar 26	ILLINOIS	9.0	14	10	10	3	12	2	0	2	2	0	0	0	0	7-10	13-8	3	5.13
Mar 28	NO. DAKOTA ST.	9.0	3	1	1	2	16	0	0	0	2	0	2	0	0	4-1	14-8	4	4.94
Apr 01	vs Texas A&M-CC	8.0	5	1	1	2	4	3	0	0	1	0	0	1	0	12-1	15-8	4	4.79
Apr 01	at Abilene Christian	8.0	6	5	4	1	8	2	0	0	0	0	0	0	0	3-5	15-9	4	4.78
Apr 04	at Kansas State	9.0	7	1	1	5	8	1	0	0	2	0	1	0	0	6-1	16-9	5	4.62
*Apr 07	at Michigan	10.0	2	1	1	3	13	1	0	1	1	0	1	0	0	3-1	17-9	5	4.46
*Apr 08	at Michigan	8.0	10	8	8	4	8	2	1	0	1	0	1	0	0	6-8	17-10	5	4.61
*Apr 09	at Michigan	9.0	11	3	3	3	10	1	0	1	0	0	0	0	0	11-3	18-10	5	4.55
Apr 11	OMAHA	10.0	11	6	5	3	6	0	1	1	0	0	2	0	1	5-6	18-11	5	4.55
*Apr 14	NORTHWESTERN	9.0	4	3	3	5	10	0	0	1	1	0	0	1	0	8-3	19-11	5	4.50
*Apr 15	NORTHWESTERN	9.0	5	2	2	5	7	1	0	0	2	0	0	1	0	9-2	20-11	5	4.42
*Apr 16	NORTHWESTERN	9.0	8	5	5	4	11	1	0	2	1	0	2	0	0	18-5	21-11	5	4.44
Apr 18	CREIGHTON	9.0	9	6	5	2	9	5	0	1	4	0	2	1	0	5-6	21-12	5	4.45
*Apr 21	at Iowa	8.0	9	11	7	10	6	1	0	1	1	0	2	1	0	6-11	21-13	5	4.54
*Apr 22	at Iowa	8.0	10	8	7	8	7	3	0	1	2	0	0	0	2	0-8	21-14	5	4.63
*Apr 23	at Iowa	8.0	10	6	6	5	3	1	1	1	3	0	2	1	0	1-6	21-15	5	4.68
Apr 25	at Omaha	9.0	11	3	3	1	14	2	0	1	2	0	1	0	0	6-3	22-15	6	4.64
Apr 26	SO. DAKOTA ST.	9.0	13	8	8	4	13	2	1	1	0	0	2	0	1	3-8	22-16	6	4.73
*Apr 28	MINNESOTA	9.0	14	9	3	6	11	3	0	1	0	0	0	2	0	7-9	22-17	6	4.68
*Apr 29	MINNESOTA	9.0	5	0	0	0	12	1	0	0	0	0	0	0	0	18-0	23-17	6	4.56
*Apr 30	MINNESOTA	9.0	9	5	4	3	5	2	1	1	1	0	2	1	0	11-5	24-17	6	4.55
May 3	NO. DAKOTA ST.	9.0	7	6	3	2	10	0	0	1	2	0	0	0	0	5-6	24-18	6	4.51
*May 05	at Maryland	8.0	9	8	6	3	3	3	0	0	2	0	0	0	1	4-8	24-19	6	4.56
*May 06	at Maryland	9.0	10	10	7	6	11	2	0	4	2	0	1	1	0	12-10	25-19	6	4.62
*May 07	at Maryland	8.0	20	20	20	11	8	3	0	4	2	0	1	1	0	5-20	25-20	6	4.98
May 09	at Creighton	9.0	11	4	4	3	6	3	0	1	1	0	1	1	0	7-4	26-20	7	4.96
Totals		405.0	392	260	223	171	394	65	11	45	52	2	59	23	7	363-260	26-20	7	4.96

TEAM BATTING

Category	Number	Game
At-Bats	43	vs. Hawaii, 3/4/23
Runs Scored	18	vs. Northwestern, 4/16/23
	18	vs. Minnesota, 4/29/23
Hits	20	vs. Northwestern, 4/16/23
Runs Batted In	18	vs. Northwestern, 4/16/23
Doubles	8	vs. Vanderbilt, 3/3/23
Triples	1	10 Times
Home Runs	7	vs. Northwestern, 4/16/23
Total Bases	49	vs. Northwestern, 4/16/23
Walks	10	at Iowa, 4/21/23
Strikeouts	16	vs. North Dakota State, 5/3/23
Sacrifice Hits	1	13 Times
Stolen Bases	4	vs. Minnesota, 4/29/23
Hit by Pitch	5	at San Diego, 2/19/23
	5	at South Alabama, 2/24/23

INDIVIDUAL BATTING

Category	Number	Game
At-Bats	6	Four Times
Runs Scored	3	23 Times
Hits	4	Five Times
Runs Batted In	6	G. Swansen vs. Northwestern, 4/16/23
Doubles	3	C. Burnham vs. Vanderbilt, 3/3/23
Triples	1	10 Times
Home Runs	2	Nine Times
Total Bases	12	G. Swansen vs. Northwestern, 4/16/23
Walks	3	G. Everitt vs. Omaha, 3/14/23
	3	B. Matthews at Michigan, 4/8/23
	3	C. Burnham vs. Minnesota, 4/28/23
Strikeouts	4	C. Fischer vs. Illinois, 3/24/23
	4	C. Burnham vs. NDSU, 5/3/23
Sacrifice Hits	1	13 Times
Stolen Bases	2	Five Times
Hit by Pitch	2	Nine Times

TEAM FIELDING

Category	Number	Game
Putouts	30	at Michigan, 4/7/23
	30	vs. Omaha, 4/11/23
Assists	15	at South Alabama, 2/26/23
Errors	3	vs. Omaha, 3/14/23
	3	at Abilene Christian, 4/1/23
	3	vs. Creighton, 4/18/23
Passed Balls	2	vs. Nicholls, 3/19/23
Double Plays Turned	2	at San Diego, 2/19/23

INDIVIDUAL FIELDING

Category	Number	Game
Putouts	15	B. Columbus vs. NDSU, 3/28/23
Assists	6	B. Matthews at Iowa, 4/23/23
Errors	2	B. Matthews at Abilene Christian, 4/1/23
	2	B. Matthews vs. Creighton, 4/18/23
Passed Balls	2	B. Columbus vs. Nicholls, 3/17/23

TEAM PITCHING

Category	Number	Game
Innings Pitched	10.0	at Michigan, 4/7/23
	10.0	vs. Omaha, 4/11/23
Runs Allowed	20	at Maryland, 5/7/23
Earned Runs	20	at Maryland, 5/7/23
Walks Allowed	11	at Maryland, 5/7/23
Strikeouts	16	vs. North Dakota State, 3/28/23
Hits Allowed	18	vs. Nicholls, 3/19/23
Doubles Allowed	4	vs. Nicholls, 3/19/23
Triples Allowed	2	vs. Ole Miss, 3/5/23
	2	vs. Nicholls, 3/19/23
Home Runs Allowed	4	at Maryland, 5/6/23
	4	at Maryland, 5/7/23
Wild Pitches	3	at Iowa, 4/23/23
Hit Batters	6	at South Alabama, 2/24/23

INDIVIDUAL PITCHING

Category	Number	Game
Innings Pitched	7.2	E. Olson at Michigan, 4/7/23
Runs Allowed	8	C. Clark vs. Ole Miss, 3/5/23
Earned Runs	8	C. Clark vs. Ole Miss, 3/5/23
Walks Allowed	4	Five Times
Strikeouts	11	W. Walsh vs. NDSU, 3/28/23
Hits Allowed	8	E. Olson vs. Minnesota, 4/28/23
Doubles Allowed	3	E. Olson vs. Texas A&M-CC, 4/1/23
	3	M. Garza at Iowa, 4/22/23
	3	M. Garza at Creighton, 5/9/23
Triples Allowed	1	11 Times
Home Runs Allowed	4	J. Kaminska at Maryland, 5/6/23
Wild Pitches	2	Seven Times
Hit Batters	3	C. Clark at San Diego, 2/19/23

HITTING BY SERIES

TEAM	W-L	AVG	R	H	2B	3B	HR	RBI	BB	SO	SB-ATT	W/RISP	2OUT
San Diego	0-3-1	.305	31	43	8	1	5	28	18	44	2-4	.304	.347
South Alabama	3-0	.292	29	33	8	0	7	25	13	29	1-3	.237	.289
Vanderbilt	1-0	.371	5	13	8	0	1	5	2	10	1-1	.200	.273
Hawaii	1-0	.419	12	18	4	1	1	11	7	7	1-1	.313	.429
Ole Miss	0-1	.242	5	8	1	0	2	5	2	7	0-0	.286	.000
Northern Colorado	2-0	.435	26	27	7	1	8	24	7	12	5-6	.379	.250
Illinois State	2-0	.343	20	23	5	2	1	20	8	19	6-7	.480	.286
Omaha	0-2	.260	11	19	4	0	2	11	11	23	1-3	.273	.217
Nicholls	2-1	.340	26	34	5	1	5	24	16	26	4-4	.333	.333
Creighton	1-2	.288	17	30	6	0	3	16	16	16	3-4	.258	.333
Illinois	2-1	.297	23	30	1	0	9	22	10	24	3-3	.154	.267
North Dakota State	1-1	.194	9	12	2	0	5	8	4	25	1-1	.222	.238
Texas A&M-CC	1-0	.371	12	13	3	1	1	12	3	6	3-4	.571	.333
Abilene Christian	0-1	.229	35	3	8	0	1	3	4	13	3-3	.125	.100
Kansas State	1-0	.333	6	12	2	0	1	6	1	10	1-2	.231	.273
Michigan	2-1	.255	20	28	6	0	6	19	14	23	6-7	.241	.225
Northwestern	3-0	.376	35	41	11	3	10	35	8	18	2-2	.342	.343
Iowa	0-3	.182	7	16	1	0	1	6	16	35	2-2	.115	.136
South Dakota State	0-1	.212	3	7	0	0	0	3	7	8	0-0	.333	.300
Minnesota	2-1	.339	36	38	5	0	8	31	16	30	5-6	.341	.378
Maryland	1-2	.245	21	25	3	0	7	21	19	23	2-2	.231	.138
Penn State													
Purdue													

SITUATIONAL HITTING

Player	Overall AB/AVG	vs. Left AB/AVG	vs. Right AB/AVG	W/ Bases Empty	W/ Runners On Base	W/ Bases Loaded	With 2 Outs	Runners In Score Pos.	Reached Leadoff
Anderson, Max	201/.403	44/.455	157/.389	95/.400	106/.406	6/.167	76/.355	68/.382	36/.417
Matthews, Brice	181/.387	45/.422	136/.375	98/.327	83/.458	6/.667	50/.340	51/.431	85/.400
Burnham, Casey	133/.308	30/.233	103/.330	74/.324	59/.288	4/.250	37/.243	43/.233	35/.429
Swansen, Gabe	144/.299	41/.366	103/.272	64/.281	80/.313	5/.200	49/.306	52/.308	32/.344
Evans, Cole	110/.291	27/.296	83/.289	57/.316	53/.264	3/.000	41/.268	33/.364	20/.500
Fischer, Charlie	117/.291	12/.167	105/.305	57/.263	60/.317	6/.167	41/.366	38/.368	29/.379
Caron, Josh	146/.274	42/.381	104/.231	79/.278	67/.269	3/.000	40/.200	42/.262	35/.257
Columbus, Ben	120/.267	27/.222	93/.280	59/.254	61/.279	8/.250	46/.283	37/.270	31/.387
Anglim, Garrett	90/.267	22/.091	68/.324	42/.357	48/.188	6/.167	28/.321	31/.129	18/.556
Carey, Dylan	172/.262	48/.250	124/.266	91/.220	81/.309	2/.500	52/.250	54/.259	36/.250
Cervantes, Efry	65/.262	22/.364	43/.209	33/.242	32/.281	1/.000	21/.238	20/.150	16/.375
Everitt, Griffin.	78/.256	27/.333	51/.216	34/.235	44/.273	5/.400	30/.300	22/.318	18/.389
Mozley, Blake	10/.200	1/.000	9/.222	2/.500	8/.125	0/---	4/.000	5/.000	1/.000
Walsh, Will	34/.176	11/.182	23/.174	18/.111	16/.250	2/.000	14/.071	7/.000	7/.429
Sartori, Luke	20/.150	9/.111	11/.182	9/.111	11/.182	2/.000	4/.000	7/.000	7/.143
Jessen, Luke	7/.000	0/---	7/.000	3/.000	4/.000	0/---	2/.000	3/.000	1/.000
Young, Daniel	5/.000	1/.000	4/.000	2/.000	3/.000	0/---	2/.000	2/.000	1/.000

MULTIPLE HIT GAMES

Player	2	3	4	5+	Total
Max Anderson	17	10	1	-	28
Brice Matthews	18	7	-	-	25
Dylan Carey	11	2	1	-	14
Josh Caron	10	2	-	-	12
Casey Burnham	8	2	1	-	11
Gabe Swansen	5	4	1	-	10
Charlie Fischer	8	1	-	-	9
Ben Columbus	8	-	-	-	8
Garrett Anglim	6	1	-	-	7
Cole Evans	4	2	1	-	7
Efry Cervantes	2	1	-	-	3
Griffin Everitt	2	-	-	-	2
Will Walsh	1	-	-	-	1
TEAM	100	32	5	0	137

MULTIPLE RBI GAMES

Player	2	3	4	5+	Total
Brice Matthews	12	7	-	2	21
Max Anderson	9	6	4	-	19
Gabe Swansen	7	2	2	1	12
Dylan Carey	7	-	1	-	8
Charlie Fischer	2	1	2	-	5
Josh Caron	3	1	-	1	5
Ben Columbus	3	1	-	-	4
Cole Evans	1	2	1	-	4
Casey Burnham	2	2	-	-	4
Griffin Everitt	1	-	2	-	3
Will Walsh	2	-	-	-	2
Garrett Anglim	2	-	-	-	2
Efry Cervantes	-	1	-	-	1
TEAM	51	23	12	4	90

HITTING STREAKS

Player	Season Long	Current
Max Anderson	14	7
Brice Matthews	13	1
Josh Caron	11	-
Gabe Swansen	8	1
Dylan Carey	7	-
Charlie Fischer	6	-
Casey Burnham	6	2
Cole Evans	6	-
Garrett Anglim	6	1
Ben Columbus	5	1
Griffin Everitt	5	5
Efry Cervantes	4	1
Will Walsh	1	-
Luke Sartori	1	-
Blake Mozley	1	1

REACHED BASE STREAKS

Player	Season Long	Current
Brice Matthews	47	50
Josh Caron	20	2
Max Anderson	17	7
Ben Columbus	15	2
Gabe Swansen	13	13
Garrett Anglim	13	1
Charlie Fischer	13	13
Cole Evans	11	5
Casey Burnham	11	11
Dylan Carey	8	-
Griffin Everitt	5	5
Efry Cervantes	4	1
Will Walsh	3	-
Luke Sartori	3	1
Blake Mozley	1	1
Luke Jessen	1	-

PLAYER	TOTAL	VS. LHP	VS. RHP	HOME	R/N	RUNNERS ON 0	1	2	3	OUTS 0	1	2	TIED GAME	GO-AHEAD
Anderson	19	6	13	8	11	10	6	3	0	8	6	5	1	3
Anglim	5	0	5	2	3	5	0	0	0	2	2	1	0	2
Burnham	2	1	1	1	1	2	0	0	0	2	0	0	0	1
Carey	4	0	4	1	3	3	0	1	0	1	1	2	0	2
Caron	6	3	3	1	5	3	2	1	0	2	2	2	1	0
Cervantes	3	2	1	0	3	2	1	0	0	1	1	1	0	0
Evans	4	1	3	4	0	2	1	1	0	0	4	0	0	1
Everitt	4	1	3	3	1	2	0	1	1	0	1	3	0	0
Fischer	4	0	4	2	2	2	1	1	0	2	2	0	0	1
Matthews	19	4	15	10	9	7	8	3	1	7	8	4	0	6
Swansen	14	4	10	12	2	5	7	2	0	5	5	4	2	0
Walsh	2	1	1	1	1	0	2	0	0	0	2	0	0	0

Pinch-Hit	Last: Ty Roseberry vs. Purdue (April 6, 2019)	Season Total: 0
Grand Slam	**Last: Griffin Everitt at Maryland (May 6, 2023)**	**Season Total: 2**
Multi-Homer Game	**Last: Brice Matthews (2) vs. North Dakota State (May 3, 2023)**	**Season Total: 9**
Back-To-Back	**Last: Max Anderson/Gabe Swansen at Maryland (May 6, 2023)**	**Season Total: 6**
Led off the Game	**Last: Brice Matthews at Creighton (May 9, 2023)**	**Season Total: 3**
Inside-The-Park	Last: Joe Acker vs. Rutgers (April 30, 2021)	Season Total: 0
Walk-Off	Last: Steven Reveles vs. Loyola Marymount (March 11, 2016)	Season Total: 0

HR BY POSITION

C	1B	2B	3B	SS	LF	CF	RF	DH	P
6	6	19	5	19	15	2	8	6	0

HR BY INNING

1	2	3	4	5	6	7	8	9	10+
8	9	14	9	12	10	10	7	6	1

HR BY BATTING ORDER

1	2	3	4	5	6	7	8	9
20	3	19	7	7	10	6	11	3

CAREER HOME RUN BREAKDOWN

PLAYER	1R	2R	3R	GS	TOTAL
Anderson	17	10	8	1	36
Matthews	11	11	7	2	31
Swansen	6	7	2	-	15
Everitt	5	7	2	1	15
Fischer	7	4	1	-	12
Anglim	6	2	-	-	8
Caron	3	2	1	-	6
Carey	3	-	1	-	4
Evans	2	1	1	-	4
Cervantes	3	1	-	-	4
Burnham	3	1	-	-	4
Walsh	-	2	-	-	2
Sartori	-	-	-	1	1

HOME RUN TRACKER

#	PLAYER	OPPONENT (DATE)
1	Caron (1)	at San Diego (2/18)
2	Anderson (1)	at San Diego (2/19)
3	Carey (1)	at San Diego (2/19)
4	Carey (2)	at San Diego (2/20)
5	Fischer (1)	at San Diego (2/20)
6	Anglim (1)	at South Alabama (2/24)
7	Walsh (1)	at South Alabama (2/25)
8	Matthews (1)	at South Alabama (2/25)
9	Caron (2)	at South Alabama (2/26)
10	Anglim (2)	at South Alabama (2/26)
11	Caron (3)	at South Alabama (2/26)
12	Fischer (2)	at South Alabama (2/26)
13	Anglim (3)	vs. Vanderbilt (3/3)
14	Swansen (1)	vs. Hawaii (3/4)
15	Matthews (2)	vs. Ole Miss (3/5)
16	Cervantes (1)	vs. Ole Miss (3/5)
17	Swansen (2)	No. Colorado (3/7)
18	Fischer (3)	No. Colorado (3/7)
19	Walsh (2)	No. Colorado (3/7)
20	Swansen (3)	No. Colorado (3/8)
21	Evans (1)	No. Colorado (3/8)
22	Evans (2)	No. Colorado (3/8)
23	Matthews (3)	No. Colorado (3/8)
24	Everitt (1)	No. Colorado (3/8)
25	Matthews (4)	Illinois State (3/11)
26	Anderson (2)	vs. Nicholls (3/17)
27	Matthews (5)	vs. Nicholls (3/17)
28	Anderson (3)	vs. Nicholls (3/17)
29	Cervantes (2)	vs. Nicholls (3/17)
30	Matthews (6)	vs. Nicholls (3/19)
31	Anderson (4)	Illinois (3/24)
32	Matthews (7)	Illinois (3/25)
33	Carey (3)	Illinois (3/25)
34	Swansen (4)	Illinois (3/25)
35	Everitt (2)	Illinois (3/25)
36	Swansen (5)	Illinois (3/26)
37	Anderson (5)	Illinois (3/26)
38	Swansen (6)	Illinois (3/26)
39	Anderson (6)	Illinois (3/26)
40	Matthews (8)	North Dakota State (3/28)
41	Anderson (7)	vs. Texas A&M-CC (4/1)
42	Anderson (8)	at Abilene Christian (4/1)
43	Anderson (9)	at Kansas State (4/4)
44	Burnham (1)	at Michigan (4/7)
45	Matthews (9)	at Michigan (4/7)
46	Anderson (10)	at Michigan (4/8)
47	Caron (4)	at Michigan (4/9)
48	Matthews (10)	at Michigan (4/9)
49	Anderson (11)	at Michigan (4/9)
50	Swansen (7)	Omaha (4/11)
51	Anglim (4)	Omaha (4/11)
52	Anderson (12)	Northwestern (4/14)
53	Matthews (11)	Northwestern (4/14)
54	Swansen (8)	Northwestern (4/15)
55	Matthews (12)	Northwestern (4/16)
56	Matthews (13)	Northwestern (4/16)
57	Fischer (4)	Northwestern (4/16)
58	Anderson (13)	Northwestern (4/16)
59	Anglim (5)	Northwestern (4/16)
60	Swansen (9)	Northwestern (4/16)
61	Swansen (10)	Northwestern (4/16)
62	Burnham (2)	Creighton (4/18)
63	Matthews (14)	Creighton (4/18)
64	Matthews (15)	at Iowa (4/23)
65	Carey (4)	at Omaha (4/25)
66	Matthews (16)	at Omaha (4/25)
67	Swansen (11)	Minnesota (4/28)
68	Anderson (14)	Minnesota (4/29)
69	Swansen (12)	Minnesota (4/29)
70	Anderson (15)	Minnesota (4/29)
71	Caron (5)	Minnesota (4/29)
72	Evans (3)	Minnesota (4/30)
73	Swansen (13)	Minnesota (4/30)
74	Anderson (16)	Minnesota (4/30)
75	Evans (4)	North Dakota State (5/3)
76	Matthews (17)	North Dakota State (5/3)
77	Everitt (3)	North Dakota State (5/3)
78	Matthews (18)	North Dakota State (5/3)
79	Anderson (17)	at Maryland (5/5)
80	Caron (6)	at Maryland (5/5)
81	Everitt (4)	at Maryland (5/6)
82	Anderson (18)	at Maryland (5/6)
83	Everitt (14)	at Maryland (5/6)
84	Cervantes (3)	at Maryland (5/6)
85	Anderson (19)	at Maryland (5/7)
86	Matthews (19)	at Creighton (5/9)

WHERE NEBRASKA RANKS

Through May 10

Category	Value	B1G	NCAA
Walks	203	8th	171st
Batting Average	.300	3rd	42nd
Double Plays	23	12th	247th
Double Plays/Game	0.49	12th	260th
Doubles	90	5th	100th
Doubles/Game	1.91	7th	118th
Earned Run Average	4.96	3rd	63rd
Fielding Pct.	.979	1st	27th
Hit Batters	59	9th	123rd
Hit By Pitch	84	2nd	23rd
Hits	490	3rd	44th
Home Runs	86	2nd	19th
Home Runs/Game	1.83	2nd	18th
On-Base Pct.	.401	4th	50th
Runs	363	4th	58th
Sac Bunts	13	8th	184th
Scoring	7.7	3rd	53rd
Slugging Pct.	.525	2nd	27th
Stolen Bases	52	6th	139th
Triples	10	8th	115th
Triples/Game	0.21	8th	133rd
WHIP	1.39	1st	45th

ACTIVE CAREER LEADERS

Games Played.....Casey Burnham - 153
Games Started..... Max Anderson - 145
At-Bats..... Max Anderson - 609
Runs..... Max Anderson - 123
Hits ..... Max Anderson - 209
Doubles ..... Max Anderson - 35
Triples ..... Max Anderson - 6
Home Runs ..... Max Anderson - 36
Runs Batted In ..... Max Anderson - 137
Walks ..... Brice Matthews - 88
Times Hit By Pitch.....Casey Burnham - 32
Stolen Bases ..... Brice Matthews - 38
Pitching Appearances.....Shay Schanaman - 73
Wins..... Jace Kaminska - 17
Games Started..... Jace Kaminska - 33
Complete Games ..Kaminska/Schanaman/Olson - 2
Shutouts ..... Shay Schanaman/Brett Sears - 1
Saves .....Shay Schanaman - 8
Innings Pitched.....Shay Schanaman - 220.2
Strikeouts.....Shay Schanaman - 237

GAMES STARTED (POSITION PLAYERS)

Player	'19	'20	'21	'22	'23	Total
Anderson	-	-	45	53	47	145
Burnham	41	12	22	25	42	142
Matthews	-	-	36	44	47	127
Fischer	1	16	53	13	33	116
Everitt	-	-	32	53	18	103
Anglim	-	-	-	45	26	71
Cervantes	-	-	14	37	14	65
Caron	-	-	-	22	39	61
Swansen	-	-	-	9	39	48
Carey	-	-	-	-	43	43
Evans	-	1	-	-	31	32
Columbus	-	-	-	-	31	31
Sartori	-	-	-	20	3	23
Mozley	-	-	19	-	1	20
Jessen	-	-	-	19	-	19
Walsh	-	-	-	-	9	9

BIG INNINGS (FOUR OR MORE RUNS)

Date	Opponent	Inn.	Batters	R	H	E	Result
2-20	at San Diego	5	10	5	4	2	T, 16-16 (7)
2-20	at San Diego	7	11	5	3	1	T, 16-16 (7)
2-25	at South Alabama	2	9	4	3	2	W, 15-3
2-25	at South Alabama	7	12	6	3	1	W, 15-3
3-4	vs. Hawaii	6	11	5	6	1	W, 12-3
3-7	Northern Colorado	1	9	4	5	0	W, 12-1 (7)
3-7	Northern Colorado	4	11	5	3	0	W, 12-1 (7)
3-8	Northern Colorado	2	9	4	3	0	W, 14-3 (7)
3-8	Northern Colorado	6	10	6	6	0	W, 14-3 (7)
3-10	Illinois State	7	9	5	5	0	W, 8-3
3-11	Illinois State	3	10	4	3	0	W, 12-0
3-11	Illinois State	7	7	4	3	0	W, 12-0
3-14	Omaha	5	9	4	4	0	L, 10-6
3-17	vs. Nicholls - G2	5	11	7	3	0	W, 17-1
3-17	vs. Nicholls - G2	6	8	5	3	0	W, 17-1
3-21	at Creighton	3	10	4	5	1	L, 6-5
3-24	Illinois	1	9	5	5	0	W, 8-4
4-1	vs. Texas A&M-CC	4	12	6	6	2	W, 12-1 (8)
4-9	at Michigan	2	7	4	4	0	W, 11-3
4-14	Northwestern	5	9	5	4	1	W, 8-3
4-15	Northwestern	2	12	9	8	0	W, 9-2
4-16	Northwestern	6	9	5	5	0	W, 18-5
4-16	Northwestern	7	7	4	3	0	W, 18-5
4-29	Minnesota	6	8	4	4	1	W, 18-0
4-29	Minnesota	7	11	8	6	0	W, 18-0
4-30	Minnesota	4	12	8	5	1	W, 11-5
5-6	at Maryland	3	10	4	4	0	W, 12-10

RUNS BY INNING

	1	2	3	4	5	6	7	8	9	EX	TOTAL
Nebraska	40	46	39	36	53	52	59	22	14	2	363
Opponents	36	41	21	33	29	35	27	20	17	1	260

RECORD WHEN TEAM SCORES

Runs	0	1	2	3	4	5	6	7	8	9	10+
W-L	0-1	0-1	1-0	1-4	1-1	2-6	2-3	1-3	4-0	2-1	12-0-1

RECORD WHEN OPPONENT SCORES

Runs	0	1	2	3	4	5	6	7	8	9	10+
W-L	2-0	7-0	1-0	10-0	3-0	2-2	0-5	0-1	0-4	0-1	1-7-1

RECORD WHEN LEADING AFTER

Inn.	1	2	3	4	5	6	7	8
W-L	11-4-1	19-3-1	22-4-1	22-3	23-3	24-2-1	22-3	21-2

RECORD WHEN TRAILING AFTER

Inn.	1	2	3	4	5	6	7	8
W-L	3-7	3-13	3-15	4-15-1	1-15-1	0-16	0-16	0-17

RECORD WHEN TIED AFTER

Inn.	1	2	3	4	5	6	7	8
W-L	12-9	4-4	1-1	0-2	2-2	2-2	1-1	1-1

STARTERS

Pitcher	Starts	QS	IP/Start	#P/Start	Run Support	Support/Start	Team Record
Brockett	5	0	3.0	54	25	5.0	2-2-1
Christo	1	0	1.2	47	0	0.0	1-0
Clark	5	0	2.1	53	16	3.2	2-3
Garza	4	0	1.2	44	6	1.5	1-3
Hawkins	1	0	2.2	40	3	3.0	1-0
Kaminska	11	4	5.0	82	73	6.6	7-4
Olson	12	6	5.1	91	40	3.3	8-4
Perry	2	0	2.0	42	0	0.0	0-2
Walsh	6	2	4.1	65	32	5.3	4-2

STAFF BY SERIES

Opponent	W-L/S	ERA	IP	H	ER	BB	SO
San Diego	0-3/0	8.62	31.1	32	30	20	23
South Alabama	3-0/1	2.67	27.0	19	8	8	18
Vanderbilt	1-0/0	3.00	9.0	5	3	3	8
Hawaii	1-0/0	3.00	9.0	11	3	1	7
Ole Miss	0-1/0	14.62	8.0	14	13	8	6
Northern Colo.	2-0/0	2.57	14.0	10	4	3	20
Illinois State	2-0/1	1.50	18.0	9	3	7	19
Omaha	0-2/0	6.16	19.0	21	13	11	20
Nicholls	2-1/0	3.96	25.0	26	11	3	20
Creighton	1-2/1	5.06	26.2	27	15	9	22
Illinois	2-1/1	5.67	27.0	30	17	5	33
NDSU	1-1/1	2.00	18.0	10	4	4	26
Texas A&M-CC	1-0/0	1.12	8.0	5	1	2	4
Abilene Christian	0-1/0	4.50	8.0	6	4	1	8
Kansas State	1-0/1	1.00	9.0	7	1	5	8
Michigan	2-1/0	4.00	27.0	23	12	10	31
Northwestern	3-0/0	3.33	27.0	17	10	14	28
Iowa	0-3/0	7.50	24.0	29	20	23	16
SDSU	0-1/0	8.00	9.0	13	8	4	13
Minnesota	2-1/0	2.33	27.0	28	7	9	28
Maryland	1-2/0	11.88	25.0	39	33	20	22
Penn State							
Purdue							

MISCELLANEOUS STATS

Pitcher	K/9	WHIP	SV/OPP	FO/GO
Berggren	13.5	1.80	0/0	2/2
Brockett	8.2	1.32	0/0	38/32
Bunz	12.7	1.58	0/0	11/8
Christo	11.0	1.23	0/0	17/7
Clark	7.4	2.41	0/0	18/17
Garza	8.5	1.97	0/0	29/24
Gutierrez	12.2	1.09	0/0	4/2
Hawkins	6.7	1.16	0/0	30/39
Kaminska	6.3	1.19	0/0	70/54
Novotny	0.0	0.00	0/0	0/1
Olson	9.0	1.19	0/0	64/62
Ornelas	7.1	1.74	0/0	5/8
Perry	7.6	1.27	1/1	29/26
Rizzo	12.0	3.00	0/0	2/3
Schanaman	11.6	1.29	5/6	28/41
Sears	12.6	1.67	0/1	8/15
Walsh	8.6	1.13	0/0	36/32
Worthley	7.2	2.10	0/0	16/5

STARTER/BULLPEN SPLITS

	W/L/S	ERA	IP	H	R	ER	K/B
Starter	16/12/0	5.88	188.1	201	133	123	68/164
Bullpen	10/8/7	4.15	216.2	191	127	100	230/103
TOTAL	**26/20/7**	**4.96**	**405.0**	**392**	**260**	**223**	**394/171**

STARTER/BULLPEN SPLITS - BIG TEN

	W/L/S	ERA	IP	H	R	ER	K/B
Starter	6/6/0	6.58	78.0	88	60	57	71/33
Bullpen	4/2/1	4.78	79.0	78	56	42	87/48
TOTAL	**10/8/1**	**5.68**	**157.0**	**166**	**116**	**99**	**158/81**

STARTERS BY LOCATION

	W/L	ERA	IP	H	R	ER	K/B
Home	10/3	4.02	85.0	78	42	38	85/27
Away	2/7	8.58	71.1	92	73	68	54/33
Neutral	4/2	4.78	32.0	31	18	17	25/8
TOTAL	**16/12**	**5.88**	**188.1**	**201**	**133**	**123**	**164/68**

RELIEVERS BY LOCATION

	W/L/S	ERA	IP	H	R	ER	K/B
Home	2/4/3	3.58	83.0	69	43	33	111/32
Away	7/4/4	4.47	106.2	92	69	53	99/62
Neutral	1/0/0	4.67	27.0	30	15	14	20/9
TOTAL	**10/8/7**	**4.15**	**216.2**	**191**	**127**	**100**	**230/103**

STARTERS BY MONTH

	W/L	ERA	IP	H	R	ER	K/B
February	2/1	5.81	31.0	30	22	20	22/10
March	9/3	4.58	70.2	65	37	36	72/19
April	5/6	5.72	74.0	80	50	47	64/33
May	0/2	14.21	12.2	26	24	20	6/6
TOTAL	**16/12**	**5.88**	**188.1**	**201**	**133**	**123**	**164/68**

RELIEVERS BY MONTH

	W/L/S	ERA	IP	H	R	ER	K/B
February	1/2/1	5.93	27.1	21	26	18	19/18
March	2/2/3	4.50	66.0	60	36	33	78/25
April	5/3/2	2.81	93.0	79	41	29	101/41
May	2/1/1	5.93	30.1	31	24	20	32/19
TOTAL	**10/8/7**	**4.15**	**216.2**	**191**	**127**	**100**	**230/103**

#8 SHAY SCHANAMAN

Date	Opponent	S/R	W/L/S	IP	H	HR	R-ER	BB-K
2/16/19	at UC Riverside (DH 2)	R	-	0.1	0	0	0-0	0-1
2/22/19	vs. Oregon St. (DH 2)	R	-	0.2	0	0	0-0	0-0
2/24/19	vs. Oregon St.	R	-	0.2	0	0	0-0	1-0
3/10/19	at Baylor	R	-	0.2	0	0	0-0	2-0
3/19/19	Air Force	R	-	0.2	1	0	0-0	1-0
3/24/19	Michigan State	R	S	0.1	0	0	0-0	0-1
3/26/19	at Creighton	R	W	1.1	0	0	0-0	0-3
3/31/19	at Minnesota (DH 2)	R	L	1.1	0	0	1-0	2-2
4/7/19	Purdue	R	-	2.1	0	0	0-0	0-4
4/13/19	at Penn State (DH 2)	R	S	1.0	0	0	0-0	0-1
4/17/19	at Omaha	R	-	1.0	1	1	1-1	0-0
4/21/19	at Iowa	R	-	0.1	1	0	1-1	2-0
4/23/19	at Creighton	R	-	1.0	0	0	0-0	2-0
4/28/19	Illinois	R	-	1.2	2	0	1-1	0-2
5/12/19	Arizona State	R	S	1.1	1	0	0-0	0-2
5/17/19	Michigan (DH 2)	R	L	1.0	3	2	4-4	1-1
5/26/19	vs. Ohio State	R	-	4.0	2	0	1-0	1-3
6/1/19	vs. Oklahoma State	R	-	0.1	0	0	0-0	0-1
6/2/19	vs. UConn	R	-	2.2	2	0	1-1	2-2
2/15/20	at Baylor	R	L	1.1	3	0	2-2	2-1
2/21/20	at San Diego	R	L	1.0	2	0	2-2	0-1
2/28/20	at Arizona State	R	-	0.1	2	0	4-4	2-0
3/7/20	Columbia (DH1)	R	W	1.2	1	0	0-0	0-1
3/7/20	Columbia (DH2)	R	L	1.0	0	0	0-0	0-1
3/10/20	Northern Colorado	R	W	5.0	1	0	0-0	0-6
3/6/21	vs. Purdue (DH 2)	S	W	6.0	1	0	0-0	3-5
3/14/21	vs. Ohio State	S	-	4.1	8	2	4-4	0-5
3/21/21	at Iowa	S	-	2.2	4	1	4-4	5-3
3/28/21	Minnesota	S	W	7.1	3	0	2-2	1-10
4/4/21	at Illinois	S	-	2.2	4	1	5-5	1-2
4/10/21	Maryland	S	W	6.0	2	1	3-3	0-11
4/18/21	at Penn State	S	W	6.0	7	0	2-1	0-5
4/25/21	at Michigan State	S	-	5.0	5	0	6-4	4-5
5/2/21	Rutgers	S	L	6.0	7	0	4-4	2-8
5/9/21	vs. Indiana	S	L	5.0	6	0	4-4	4-3
5/22/21	vs. Ohio State	S	-	5.1	9	1	7-6	2-5
5/29/21	Michigan (DH2)	R	-	4.0	3	0	0-0	0-5
6/6/21	vs. NJIT	S	W	7.0	4	1	2-1	3-5
2/19/22	at Sam Houston	S	L	4.0	6	0	5-4	2-4
2/26/22	vs. TCU	S	L	1.1	1	1	2-2	3-4
3/5/22	vs. Northwestern State	S	W	9.0	3	0	0-0	1-8
3/14/22	Omaha	S	-	6.0	3	1	2-1	4-6
3/19/22	Texas A&M-CC	S	L	6.2	3	0	2-1	3-5
3/26/22	Michigan	S	-	5.1	5	2	5-5	2-6
4/1/22	at Ohio State	S	W	6.1	6	1	1-1	3-8
4/8/22	Rutgers	S	L	6.0	9	3	7-7	1-7
4/15/22	BYU	S	L	7.0	2	0	3-0	2-5
4/22/22	at Indiana	S	L	4.0	8	1	7-6	1-3
4/26/22	K-State	R	-	0.1	0	0	0-0	0-0
4/29/22	Iowa	S	L	7.0	6	1	1-1	2-8
5/6/22	at Minnesota	S	-	4.2	8	1	5-4	2-4
5/13/22	at Illinois	S	L	3.1	9	1	7-6	2-2
5/19/22	Michigan State	R	-	6.0	6	0	1-0	1-6
2/18/23	at San Diego	R	L	1.0	1	0	2-2	2-1
2/20/23	at San Diego	R	-	2.0	2	0	4-4	2-2
2/24/23	at South Alabama	R	-	2.1	0	0	0-0	2-4
3/3/23	vs. Vanderbilt	R	W	3.0	1	0	0-0	0-3
3/10/23	Illinois State	R	S	3.0	1	0	1-1	1-5
3/14/23	Omaha	R	L	2.0	2	0	3-2	4-4
3/19/23	vs. Nicholls	R	-	2.0	5	1	4-4	0-2
3/24/23	Illinois	R	S	2.0	0	0	0-0	0-2
3/26/23	Illinois	R	-	1.0	1	0	0-0	1-2
3/28/23	North Dakota State	R	S	2.0	1	0	0-0	0-5
4/1/23	at Abilene Christian	R	-	1.0	0	0	0-0	0-1
4/4/23	at Kansas State	R	S	3.0	1	0	0-0	0-3
4/7/23	at Michigan	R	W	2.1	0	0	0-0	0-5
4/11/23	Omaha	R	L	4.0	3	0	1-1	2-2
4/18/23	Creighton	R	L	1.0	2	0	2-2	0-2
4/21/23	at Iowa	R	-	0.1	1	0	2-0	2-0
4/23/23	at Iowa	R	-	3.2	3	0	0-0	2-2
4/25/23	at Omaha	R	S	0.1	0	0	0-0	0-1
4/28/23	Minnesota	R	L	2.1	5	0	4-0	1-3
5/6/23	at Maryland	R	W	5.0	4	0	3-0	4-7

#19 KYLE PERRY

Date	Opponent	S/R	W/L/S	IP	H	HR	R-ER	BB-K
2/16/19	at UC Riverside (DH 2)	R	-	0.1	0	0	0-0	1-1
2/22/19	vs. Oregon St. (DH 2)	S	-	1.1	3	1	3-3	3-2
3/20/19	Air Force	S	W	4.0	6	0	1-1	1-9
3/26/19	at Creighton	S	-	3.2	3	0	1-1	1-4
4/2/19	at Kansas State	S	W	7.0	3	0	0-0	1-3
4/9/19	Creighton	S	L	2.1	4	1	5-5	1-4
4/17/19	at Omaha	S	-	0.2	1	0	3-3	4-1
4/23/19	at Creighton	R	-	0.0	0	0	0-0	1-0
4/26/19	Illinois	R	-	2.2	6	0	2-2	1-1
5/25/19	vs. Michigan (2)	S	-	3.1	2	0	1-1	3-2
6/2/19	vs. UConn	R	-	1.0	1	0	0-0	1-2
2/16/20	at Baylor	R	-	2.1	0	0	0-0	0-1
2/23/20	vs. Arizona	R	-	2.1	0	0	0-0	0-1
2/29/20	at Arizona State	R	-	4.0	5	0	5-5	2-2
3/6/20	Columbia	S	W	5.0	2	1	1-1	0-7
5/10/21	at Rutgers	S	-	1.0	3	0	2-2	0-1
5/23/21	vs. Ohio State	S	W	2.0	1	0	0-0	0-3
5/29/21	Michigan (DH2)	S	W	3.0	0	0	0-0	1-4
6/6/21	at Arkansas	S	-	4.1	3	0	3-2	3-7
2/18/22	at Sam Houston	S	-	1.1	2	0	5-5	5-2
2/25/22	vs. TCU	S	L	4.1	4	1	3-3	3-8
3/4/22	at UT Arlington	S	-	5.0	5	0	0-0	0-4
3/13/22	at Omaha	R	L	3.1	3	0	1-1	1-3
3/18/22	Texas A&M-CC	S	-	0.2	2	1	2-2	1-0
2/19/23	at San Diego	R	-	1.2	1	0	2-2	1-1
2/24/23	at South Alabama	R	S	1.0	0	0	0-0	0-0
3/5/23	vs. Ole Miss	R	-	2.0	1	0	2-1	1-2
3/14/23	Omaha	R	-	1.0	2	1	2-2	0-1
3/19/23	vs. Nicholls	R	-	2.2	3	1	1-1	0-1
3/25/23	Illinois	R	-	1.0	2	0	1-1	0-1
4/8/23	at Michigan	R	-	1.0	0	0	0-0	0-2
4/14/23	Northwestern	R	-	2.1	1	0	0-0	0-4
4/18/23	Creighton	S	-	3.0	2	1	2-2	2-2
4/23/23	at Iowa	R	-	3.0	4	1	3-3	0-1
4/26/23	South Dakota State	R	-	1.0	1	0	1-1	1-0
4/29/23	Minnesota	R	-	1.0	0	0	0-0	0-3
5/3/23	North Dakota State	S	L	1.0	5	1	5-3	1-0
5/9/23	at Creighton	R	W	4.1	2	0	1-1	3-4

#24 CALEB CLARK

Date	Opponent	S/R	W/L/S	IP	H	HR	R-ER	BB-K
2/19/23	at San Diego	S	-	4.1	3	1	5-5	2-1
2/26/23	at South Alabama	S	-	3.0	7	1	3-3	2-1
3/4/23	vs. Hawaii	S	L	0.2	5	0	8-8	1-1
3/8/23	Northern Colorado	R	W	2.1	1	0	0-0	0-4
3/14/23	Omaha	R	-	0.0	2	0	4-4	2-0
4/4/23	at Kansas State	S	-	2.0	3	0	1-1	2-2
4/11/23	Omaha	S	-	2.0	5	1	4-3	1-1
4/16/23	Northwestern	R	-	1.0	2	1	1-1	1-0
5/7/23	at Maryland	R	-	1.2	2	0	0-0	0-4

#25 DREW CHRISTO

Date	Opponent	S/R	W/L/S	IP	H	HR	R-ER	BB-K
2/19/22	at Sam Houston	R	-	0.0	1	1	2-2	0-0
3/16/22	New Mexico State	S	-	0.2	1	0	0-0	3-0
3/20/22	Texas A&M-CC	R	-	1.0	2	1	2-0	0-2
4/6/22	at Omaha	S	L	2.0	4	0	3-3	1-1
4/10/22	Rutgers	R	-	1.2	2	1	5-0	1-2
2/20/23	at San Diego	R	-	1.0	0	0	3-1	2-1
3/4/23	vs. Hawaii	R	-	1.0	1	0	0-0	0-2
3/8/23	Northern Colorado	R	-	1.2	3	0	2-2	2-1
3/14/23	Omaha	R	-	1.0	0	0	0-0	0-1
4/11/23	Omaha	R	-	1.0	0	0	0-0	0-0
4/15/23	Northwestern	R	-	1.0	0	0	0-0	1-1

4/21/23	at Iowa	R	-	1.1	0	0	0-0	1-1
4/25/23	at Omaha	R	W	4.0	4	0	1-1	0-8
5/3/23	North Dakota State	R	-	2.0	1	0	1-0	1-3
5/7/23	at Maryland	R	L	0.2	1	1	2-2	1-0

#27 JAKE BUNZ

Date	Opponent	S/R	W/L/S	IP	H	HR	R-ER	BB-K
3/7/21	vs. Purdue	S	-	3.0	1	0	0-0	2-5
3/14/21	vs. Iowa	S	L	4.0	5	0	3-3	2-2
3/20/21	at Iowa	R	-	1.0	1	0	0-0	0-1
3/28/21	Minnesota (DH2)	S	W	4.0	2	0	0-0	3-5
4/2/21	at Illinois	R	W	1.1	2	0	0-0	0-4
4/4/21	at Illinois	R	-	0.2	1	0	0-0	0-0
4/9/21	Maryland	R	-	0.2	0	0	0-0	1-2
4/10/21	Maryland	R	-	2.0	0	0	0-0	1-4
4/16/21	at Penn State	R	W	2.0	2	0	0-0	1-3
4/18/21	at Penn State	R	-	1.0	0	0	0-0	0-1
4/23/21	at Michigan State	R	-	2.0	1	0	0-0	0-3
4/30/21	Rutgers	R	-	2.0	0	0	1-1	3-1
5/8/21	vs. Indiana	R	-	2.2	0	0	1-1	2-1
5/10/21	at Rutgers	R	-	0.2	1	1	1-1	0-1
5/15/21	Northwestern	R	-	2.0	0	0	0-0	0-2
5/21/21	at Indiana	R	-	2.0	1	0	1-1	1-4
5/28/21	Michigan	R	-	1.0	0	0	0-0	1-2
6/4/21	vs. Northeastern	R	-	0.1	1	0	0-0	0-1
6/5/21	at Arkansas	R	-	0.0	0	0	0-0	3-0
6/7/21	at Arkansas	R	-	0.1	1	1	1-1	0-0
2/19/22	at Sam Houston	R	-	0.1	0	0	0-0	0-1
2/20/23	at San Diego	R	-	0.0	1	1	3-0	2-0
3/4/23	vs. Hawaii	R	-	0.2	1	0	0-0	0-1
3/17/23	vs. Nicholls	R	-	1.0	0	0	0-0	0-1
3/26/23	Illinois	R	-	2.0	1	0	0-0	0-3
4/1/23	at Abilene Christian	R	-	1.1	0	0	0-0	0-2
4/4/23	at Kansas State	R	-	1.0	1	0	0-0	2-2
4/9/23	at Michigan	R	-	2.0	1	0	0-0	0-4
4/16/23	Northwestern	R	-	1.0	1	1	1-1	0-1
4/18/23	Creighton	R	-	1.0	2	0	0-0	0-0
4/21/23	at Iowa	R	-	0.2	1	0	3-1	2-0
4/25/23	at Omaha	R	-	0.1	0	0	0-0	0-0
4/28/23	Minnesota	R	-	0.2	1	0	1-0	1-2
5/5/23	at Maryland	R	-	0.2	0	0	0-0	0-1
5/7/23	at Maryland	R	-	0.1	2	1	4-4	2-1

#30 WILL WALSH

Date	Opponent	S/R	W/L/S	IP	H	HR	R-ER	BB-K
4/10/22	Rutgers	R	-	0.2	3	0	1-1	0-1
2/20/23	at San Diego	R	-	0.1	1	1	1-0	0-0
3/8/23	Northern Colorado	R	-	1.0	1	1	1-1	0-2
3/21/23	at Creighton	R	L	6.0	2	0	3-3	0-4
3/28/23	North Dakota State	S	W	7.0	2	0	1-1	2-11
4/4/23	at Kansas State	R	-	1.1	2	0	0-0	0-0
4/9/23	at Michigan	S	-	3.0	7	1	3-3	1-2
4/16/23	Northwestern	S	W	5.0	2	0	0-0	1-5
4/18/23	Creighton	R	-	1.1	0	0	0-0	0-3
4/23/23	at Iowa	S	L	1.1	3	0	3-3	3-0
4/30/23	Minnesota	S	W	6.0	7	1	3-3	1-5
5/7/23	at Maryland	S	-	2.1	4	0	3-3	0-1

#32 CJ HOOD

Date	Opponent	S/R	W/L/S	IP	H	HR	R-ER	BB-K
2/19/22	at Sam Houston	R	-	1.0	1	0	0-0	0-1
2/26/22	vs. TCU	R	-	0.2	2	0	1-1	0-0
3/9/22	at Kansas State	R	-	1.0	0	0	0-0	0-2
3/18/22	Texas A&M-CC	R	-	0.1	0	0	2-1	1-0
3/20/22	Texas A&M-CC	R	-	1.0	1	0	0-0	1-3
3/27/22	Michigan	R	-	1.0	1	0	1-1	0-0
3/28/22	at Creighton	R	-	1.1	0	0	0-0	1-0
4/6/22	at Omaha	R	-	0.2	0	0	0-0	1-0
4/9/22	Rutgers	R	-	0.1	0	0	0-0	0-1
4/10/22	Rutgers	R	-	0.0	3	1	4-4	2-0
4/15/22	BYU	R	-	0.2	0	0	0-0	2-1
4/20/22	North Dakota State	R	W	1.1	0	0	0-0	2-2
4/22/22	at Indiana	R	-	0.1	0	0	0-0	0-0
4/26/22	K-State	R	W	0.2	0	0	0-0	2-0
5/8/22	at Minnesota	R	-	0.2	0	0	0-0	0-0
5/15/22	at Illinois	R	-	0.1	0	0	0-0	1-0
5/21/22	Michigan State	R	S	0.2	0	0	0-0	0-1

#33 JACKSON BROCKETT

Date	Opponent	S/R	W/L/S	IP	H	HR	R-ER	BB-K
2/20/22	at Sam Houston	R	-	1.0	0	0	0-0	1-1
2/26/22	vs. TCU	R	-	0.1	0	0	2-2	2-0
3/16/22	New Mexico State	R	-	1.1	3	0	2-2	1-3
3/20/22	Texas A&M-CC	R	-	1.0	2	0	2-2	0-2
3/28/22	at Creighton	R	-	1.2	1	0	1-0	2-3
4/6/22	at Omaha	R	-	2.1	1	0	1-1	1-2
4/10/22	Rutgers	R	-	4.1	4	1	1-1	0-4
4/16/22	BYU	S	-	5.1	4	1	2-2	1-2
4/26/22	K-State	S	-	3.1	2	0	4-4	3-3
5/8/22	at Minnesota	S	-	5.1	4	0	1-1	1-7
5/15/22	at Illinois	S	-	2.0	1	0	0-0	2-0
5/19/22	Michigan State	S	L	3.0	4	1	3-3	1-2
2/20/23	at San Diego	S	-	2.0	1	0	1-1	1-2
2/25/23	at South Alabama	R	-	2.2	1	0	0-0	0-1
3/7/23	Northern Colorado	S	W	4.0	2	0	0-0	0-5
3/17/23	vs. Nicholls	R	-	2.0	0	0	0-0	0-1
3/21/23	at Creighton	S	-	1.0	3	0	3-3	3-2
3/26/23	Illinois	R	-	3.2	3	0	2-2	1-4
4/1/23	at Abilene Christian	R	-	1.2	1	0	0-0	1-2
4/8/23	at Michigan	R	-	5.0	3	0	2-2	2-4
4/15/23	Northwestern	S	W	6.0	3	0	0-0	3-4
4/22/23	at Iowa	R	-	1.2	1	0	0-0	4-2
4/26/23	South Dakota State	S	L	2.0	4	1	4-4	1-2
5/3/23	North Dakota State	R	-	1.0	1	0	0-0	0-1
5/7/23	at Maryland	R	-	1.1	3	0	5-5	3-1

#34 BRETT SEARS

Date	Opponent	S/R	W/L/S	IP	H	HR	R-ER	BB-K
2/23/20	at Butler	R	-	1.1	1	0	2-2	3-2
2/29/20	at Memphis	S	-	4.2	4	0	2-2	1-3
3/7/20	at Missouri	S	L	1.1	8	1	6-6	2-1
2/26/21	at Louisville	S	W	5.0	2	0	3-3	5-4
3/5/21	at Evansville	S	L	5.0	8	0	4-4	2-5
3/12/21	at Saint Louis	S	-	7.0	7	0	3-2	1-3
3/19/21	North Dakota State	S	L	6.0	12	0	8-5	1-0
3/26/21	South Dakota State	S	W	7.0	3	0	0-0	3-3
4/2/21	Oral Roberts	S	L	5.2	12	1	10-10	2-3
5/7/21	at Oral Roberts	S	-	2.0	2	0	2-2	3-2
5/20/21	Omaha	S	L	5.0	6	1	2-2	5-5
2/19/23	at San Diego	R	-	0.0	2	0	2-2	1-0
3/4/23	vs. Hawaii	R	-	1.1	5	2	3-3	0-1
3/7/23	Northern Colorado	R	-	1.0	2	0	0-0	0-2
3/19/23	vs. Nicholls	R	-	1.0	1	0	0-0	1-2
3/21/23	at Creighton	R	-	0.1	0	0	0-0	0-0
4/16/23	Northwestern	R	-	1.0	1	0	0-0	1-2
4/22/23	at Iowa	R	-	2.2	2	0	0-0	1-2
4/26/23	South Dakota State	R	-	4.0	4	0	2-2	0-7
5/3/23	North Dakota State	R	-	3.0	0	0	0-0	0-4
5/7/23	at Maryland	R	-	0.2	4	1	3-3	0-1

#38 EMMETT OLSON

Date	Opponent	S/R	W/L/S	IP	H	HR	R-ER	BB-K
3/14/21	vs. Ohio State	R	-	1.0	0	0	0-0	0-1
3/19/21	at Iowa	R	-	1.0	0	0	0-0	0-2
3/21/21	at Iowa	R	-	1.0	2	0	2-2	1-2
4/3/21	at Illinois	R	-	0.1	4	0	2-1	0-1
5/10/21	at Rutgers	R	-	2.1	1	0	0-0	1-2
5/14/21	Northwestern	R	-	1.0	1	0	0-0	1-1
5/22/21	vs. Ohio State	R	W	2.0	1	0	0-0	1-3
5/29/21	Michigan (DH2)	R	-	1.2	3	1	3-3	0-2
6/5/21	at Arkansas	R	-	1.1	0	0	2-0	2-2
6/7/21	at Arkansas	R	-	0.1	1	0	0-0	0-0
2/18/22	at Sam Houston	R	L	1.0	3	0	3-0	0-2
2/20/22	at Sam Houston	R	-	3.2	4	0	2-2	1-3
2/27/22	vs. TCU	R	-	4.0	1	0	0-0	0-2
3/4/22	vs. Northwestern State	R	S	2.1	0	0	0-0	0-3

3/9/22	at Kansas State	S	L	3.0	7	1	4-2	1-4
3/14/22	Omaha	R	-	1.2	2	0	1-1	1-2
3/16/22	New Mexico State	R	W	1.0	0	0	0-0	0-1
3/19/22	Texas A&M-CC	R	-	1.0	2	0	2-1	1-1
3/26/22	Michigan	R	-	0.2	2	0	1-0	1-1
3/28/22	at Creighton	R	-	1.0	0	0	0-0	0-1
4/1/22	at Ohio State	R	-	2.1	3	0	2-2	0-3
4/6/22	at Omaha	R	-	1.0	0	0	0-0	0-1
4/9/22	Rutgers	S	-	6.2	3	0	3-1	1-5
4/15/22	BYU	S	-	5.0	2	1	2-1	3-5
4/23/22	at Indiana	S	L	6.0	9	1	6-1	2-5
4/29/22	Iowa	S	W	7.0	4	1	1-1	0-7
5/7/22	at Minnesota	S	-	5.0	7	0	4-4	4-6
5/14/22	at Illinois	S	W	6.2	7	0	2-2	1-6
5/20/22	Michigan State	S	-	7.0	5	2	3-3	0-7
2/17/23	at San Diego	S	-	5.1	5	1	3-3	1-5
2/24/23	at South Alabama	S	W	5.1	2	1	4-2	2-5
3/3/23	vs. Vanderbilt	S	-	6.0	4	3	3-3	3-5
3/10/23	Illinois State	S	W	6.0	4	1	2-2	2-8
3/17/23	vs. Nicholls	S	W	7.0	5	0	1-1	0-7
3/24/23	Illinois	S	W	7.0	6	0	4-4	0-10
4/1/23	vs. Texas A&M-CC	S	W	6.0	4	0	1-1	1-4
4/7/23	at Michigan	S	-	7.2	2	1	1-1	3-8
4/14/23	Northwestern	S	-	3.1	2	1	3-3	4-4
4/21/23	at Iowa	S	L	2.1	6	1	5-5	2-3
4/28/23	Minnesota	S	-	6.0	8	1	4-3	4-6
5/5/23	at Maryland	S	L	4.1	6	0	6-4	3-1

#39 CORBIN HAWKINS

Date	Opponent	S/R	W/L/S	IP	H	HR	R-ER	BB-K
3/15/22	New Mexico State	R	-	0.1	0	0	0-0	0-1
3/19/22	Texas A&M-CC	R	-	0.2	0	0	0-0	0-1
3/20/22	Texas A&M-CC	R	-	1.0	6	2	6-4	0-2
3/27/22	Michigan	R	-	0.1	0	0	0-0	1-0
4/8/22	Rutgers	R	-	1.0	0	0	0-0	0-0
4/16/22	BYU	R	L	1.0	1	0	2-0	0-1
4/20/22	North Dakota State	R	-	1.0	0	0	0-0	0-0
4/23/22	at Indiana	R	-	1.2	3	0	2-2	0-0
4/26/22	K-State	R	-	1.0	0	0	0-0	1-2
5/13/22	at Illinois	R	-	0.1	0	0	0-0	0-1
5/14/22	at Illinois	R	-	1.0	1	0	0-0	0-1
5/15/22	at Illinois	R	L	0.2	2	0	1-0	0-1
5/21/22	Michigan State	R	-	0.1	2	0	3-2	0-1
2/17/23	at San Diego	R	-	1.0	2	0	3-3	2-1
2/19/23	at San Diego	R	-	0.1	1	0	0-0	0-1
3/14/23	Omaha	R	-	1.0	1	0	0-0	0-2
3/21/23	at Creighton	R	-	1.1	2	0	0-0	1-1
3/25/23	Illinois	R	-	2.0	3	0	0-0	0-4
4/1/23	vs. Texas A&M-CC	R	-	2.0	1	0	0-0	1-0
4/4/23	at Kansas State	R	W	1.2	1	0	0-0	1-1
4/8/23	at Michigan	R	-	0.1	2	0	0-0	0-0
4/11/23	Omaha	R	-	3.0	3	0	1-1	0-3
4/14/23	Northwestern	R	W	3.1	1	0	0-0	1-2
4/18/23	Creighton	R	-	1.0	0	0	0-0	0-1
4/21/23	at Iowa	R	-	3.1	1	0	1-1	3-2
4/25/23	at Omaha	S	-	2.2	3	0	1-1	0-2
4/30/23	Minnesota	R	-	2.0	1	0	1-0	1-0
5/3/23	North Dakota State	R	-	2.0	0	0	0-0	0-2
5/5/23	at Maryland	R	-	3.0	3	0	2-2	0-1
5/9/23	at Creighton	R	S	3.2	4	0	0-0	0-2

#41 JC GUTIERREZ

Date	Opponent	S/R	W/L/S	IP	H	HR	R-ER	BB-K
2/25/23	at South Alabama	R	-	1.0	1	0	0-0	0-0
3/5/23	vs. Ole Miss	R	-	0.2	1	0	0-0	0-2
3/11/23	Illinois State	R	-	1.0	0	0	0-0	2-1
4/29/23	Minnesota	R	-	1.0	0	0	0-0	0-2

#42 JALEN WORTHLEY

Date	Opponent	S/R	W/L/S	IP	H	HR	R-ER	BB-K
2/19/23	at San Diego	R	-	1.2	0	0	0-0	0-2
2/24/23	at South Alabama	R	-	0.1	0	0	0-0	0-0
3/5/23	vs. Ole Miss	R	-	1.0	2	0	3-3	2-0
3/11/23	Illinois State	R	-	1.0	1	0	0-0	1-3
3/19/23	vs. Nicholls	R	-	2.0	3	0	1-1	0-0
4/15/23	Northwestern	R	-	1.1	0	0	0-0	0-1
4/25/23	at Omaha	R	-	0.0	1	0	0-0	0-0
4/26/23	South Dakota State	R	-	1.1	3	0	1-1	0-2
4/30/23	Minnesota	R	-	1.0	1	0	1-1	1-0
5/7/23	at Maryland	R	-	0.1	3	1	3-3	3-0

#43 AUSTIN BERGGREN

Date	Opponent	S/R	W/L/S	IP	H	HR	R-ER	BB-K
2/20/23	at San Diego	R	-	0.2	1	0	2-0	0-0
3/7/23	Northern Colorado	R	-	2.0	1	0	1-1	1-4
4/15/23	Northwestern	R	-	0.2	2	0	2-2	1-1

#48 SAM NOVOTNY

Date	Opponent	S/R	W/L/S	IP	H	HR	R-ER	BB-K
2/20/23	at San Diego	R	-	0.1	0	0	0-0	0-0

#49 WILL RIZZO

Date	Opponent	S/R	W/L/S	IP	H	HR	R-ER	BB-K
2/17/23	at San Diego	R	-	0.1	1	0	0-0	0-0
3/5/23	vs. Ole Miss	R	-	0.1	2	0	1-1	1-0
3/17/23	vs. Nicholls	R	-	1.0	0	0	0-0	0-1
3/26/23	Illinois	R	-	0.1	2	0	2-2	1-0
4/16/23	Northwestern	R	-	1.0	2	0	3-3	1-3

#51 MASON ORNELAS

Date	Opponent	S/R	W/L/S	IP	H	HR	R-ER	BB-K
2/14/20	Miami	R	-	1.0	0	0	0-0	0-0
2/18/20	Stephen F. Austin	R	-	1.0	0	0	0-0	0-0
2/21/20	Army	R	-	1.1	0	0	0-0	0-4
2/23/20	Army	R	W	0.1	1	1	1-1	1-0
2/29/20	vs. UCLA	R	-	2.2	1	0	0-0	0-2
3/6/20	New Mexico State	R	-	1.0	1	0	0-0	0-3
3/10/20	at Rice	R	-	1.0	0	0	0-0	0-1
2/20/21	Xavier	S	-	4.0	1	0	0-0	1-6
2/24/21	Tarleton	R	-	2.2	2	0	0-0	0-5
3/7/21	New Mexico State	R	-	2.0	1	0	0-0	0-1
3/16/21	at Houston	R	W	3.0	0	0	0-0	0-5
3/20/21	at Florida	R	-	3.1	6	1	4-4	0-4
3/23/21	Rice	R	-	0.2	1	0	1-1	0-0
3/28/21	Georgia	R	-	1.2	4	0	3-3	1-2
4/3/21	at Missouri	R	-	0.1	0	0	0-0	1-0
4/6/21	at Sam Houston	R	-	2.0	1	0	0-0	0-1
4/10/21	Alabama	R	-	3.2	7	0	2-2	0-6
4/18/21	at Arkansas	R	-	1.1	3	1	3-3	1-2
4/20/21	Texas Southern	R	W	2.2	2	0	0-0	0-4
4/24/21	Tennessee	R	W	3.0	2	0	1-1	0-2
5/1/21	at Mississippi State	R	-	3.0	1	0	0-0	3-1
5/4/21	vs. UT Arlington	R	-	1.0	2	0	2-2	0-0
5/8/21	Ole Miss	R	L	0.2	2	1	3-3	1-0
5/16/21	at Auburn	R	L	1.0	2	0	5-1	3-0
2/26/22	vs. TCU	R	-	2.1	2	0	0-0	1-2
3/4/22	at UT Arlington	R	-	2.0	0	0	0-0	1-0
3/9/22	at Kansas State	R	-	2.0	1	0	2-0	2-1
3/14/22	Omaha	R	-	1.0	2	0	2-2	2-1
3/18/22	Texas A&M-CC	R	W	1.2	1	0	0-0	0-2
3/20/22	Texas A&M-CC	R	-	2.0	3	2	4-4	1-1
3/27/22	Michigan	R	-	2.2	1	0	1-1	2-1
4/3/22	at Ohio State	R	-	2.0	3	1	2-2	1-1
4/6/22	at Omaha	R	-	1.0	1	0	1-1	1-1
4/15/22	BYU	R	-	1.0	3	0	3-3	1-1
4/22/22	at Indiana	R	-	3.2	4	0	1-1	0-3
4/26/22	K-State	R	-	3.2	2	1	2-2	1-4
5/7/22	at Minnesota	R	-	0.2	2	0	1-1	1-0
5/13/22	at Illinois	R	-	4.1	5	0	1-1	1-1
5/17/22	Oral Roberts	R	S	2.1	1	0	0-0	1-1
5/21/22	Michigan State	S	-	4.0	3	1	3-3	2-2
2/18/23	at San Diego	R	-	1.1	0	0	0-0	1-0
2/20/23	at San Diego	R	-	0.2	1	1	2-2	1-0
3/8/23	Northern Colorado	R	-	2.0	0	0	0-0	0-2
3/14/23	Omaha	R	-	1.0	0	0	1-0	2-1
4/26/23	South Dakota State	R	-	0.2	1	0	0-0	2-2
5/7/23	at Maryland	R	-	0.2	1	0	0-0	2-0

#52 MICHAEL GARZA

Date	Opponent	S/R	W/L/S	IP	H	HR	R-ER	BB-K
3/19/19	Texas State	S	-	3.1	1	1	1-1	0-2
3/23/19	at McNeese	S	-	1.2	1	0	0-0	1-1
3/27/19	Missouri	R	-	0.1	2	0	1-1	0-1
3/29/19	New Orleans	S	-	2.0	5	1	2-2	0-1
4/9/19	Prairie View	R	-	2.0	0	0	0-0	2-3
4/14/19	at Nicholls	R	-	3.1	4	0	0-0	1-3
4/20/19	Houston Baptist	S	L	2.1	6	1	6-4	1-1
4/27/19	Arkansas-Pine Bluff	R	-	2.1	0	0	3-2	2-3
5/7/19	at UTSA	R	-	1.1	4	1	1-1	0-1
5/14/19	at Texas	R	-	0.1	2	0	2-2	1-0
2/15/20	Bradley	R	-	1.0	1	0	0-0	0-1
2/16/20	Bradley	R	-	1.2	3	1	3-3	1-3
2/22/20	Toledo	R	L	1.0	2	0	1-1	0-1
2/26/20	at Texas A&M	S	L	4.0	5	0	3-3	2-4
2/29/20	at Oral Roberts	R	-	1.0	0	0	0-0	0-1
3/3/20	Stephen F. Austin	S	W	5.0	4	0	2-0	1-5
3/7/20	at Texas A&M-CC	R	-	2.0	0	0	0-0	0-3
3/10/20	New Mexico	S	-	3.0	3	0	2-2	0-5
2/26/21	Texas Southern	R	S	3.2	0	0	0-0	0-6
3/3/21	at Texas A&M	S	-	4.0	3	0	3-3	6-4
3/10/21	Houston	R	-	0.2	4	0	3-3	0-1
3/13/21	at Northwestern State	S	-	7.0	5	0	2-2	0-10
3/19/21	Southeastern La.	R	W	5.0	7	0	2-1	0-6
3/21/21	Southeastern La.	R	S	1.0	1	0	0-0	0-1
3/27/21	Central Arkansas	R	W	1.0	1	0	1-1	1-1
3/27/21	Central Arkansas	S	-	4.0	4	0	1-1	0-3
4/2/21	at Stephen F. Austin	S	W	3.2	4	1	7-5	5-5
4/10/21	at McNeese	S	L	8.0	7	2	4-4	0-8
4/17/21	New Orleans	S	L	5.0	10	0	8-2	2-3
4/24/21	at Abilene Christian	S	L	3.1	8	2	6-6	1-0
5/1/21	at Nicholls	R	S	1.0	1	0	0-0	0-3
5/2/21	at Nicholls	S	L	3.2	10	0	5-5	1-2
5/7/21	Houston Baptist	R	-	2.0	1	0	0-0	0-1
5/7/21	Houston Baptist	R	S	2.0	3	0	0-0	0-0
5/9/21	Houston Baptist	R	S	2.0	0	0	0-0	1-1
5/21/21	Lamar	R	S	3.0	2	1	1-1	1-4
5/22/21	Lamar	R	-	1.1	4	1	4-4	1-0
2/25/22	South Dakota State	S	W	7.0	2	0	0-0	0-7
3/4/22	at Houston	S	L	5.2	9	1	4-4	2-8
3/12/22	UT Arlington	S	W	7.0	2	0	1-0	3-7
3/18/22	at Texas	S	L	3.0	8	1	8-7	6-1
3/25/22	Texas A&M-CC	S	L	5.0	7	0	6-5	2-6
4/1/22	Southeastern La.	S	-	4.1	8	0	4-4	3-6
4/9/22	Northwestern State	S	W	6.1	7	2	2-2	1-6
4/15/22	at McNeese	S	-	7.0	5	0	3-3	0-10
4/22/22	Nicholls	S	W	6.2	4	1	4-4	3-8
4/29/22	at Houston Baptist	S	L	4.0	12	2	9-8	1-5
5/6/22	at New Orleans	S	-	6.0	4	0	2-2	3-5
5/12/22	Texas A&M-CC	S	W	6.0	6	0	3-3	2-7
5/19/22	at McNeese	S	L	5.0	7	1	7-5	0-5
2/17/23	at San Diego	R	-	1.1	2	0	1-1	1-2
2/19/23	at San Diego	R	L	0.1	2	0	1-1	0-0
2/26/23	at South Alabama	R	W	6.0	1	0	0-0	1-3
3/5/23	vs. Ole Miss	R	-	3.1	4	0	0-0	3-1
3/14/23	Omaha	S	-	3.0	3	0	0-0	0-5
3/19/23	vs. Nicholls	S	L	1.1	6	0	4-4	1-2
3/26/23	Illinois	S	L	2.0	7	2	6-6	0-3
4/9/23	at Michigan	R	W	4.0	3	0	0-0	2-4
4/18/23	Creighton	R	-	1.2	3	0	2-1	0-1
4/22/23	at Iowa	R	-	0.2	3	0	4-3	1-1
4/25/23	at Omaha	R	-	1.2	3	1	1-1	1-3
5/9/23	at Creighton	S	-	1.0	5	1	3-3	0-0

#55 JACE KAMINSKA

Date	Opponent	S/R	W/L/S	IP	H	HR	R-ER	BB-K
3/2/21	at Oral Roberts	R	-	1.1	2	0	0-0	3-2
3/7/21	Dixie State	R	-	3.0	5	1	2-2	2-5
3/23/21	Kansas State	S	W	5.0	3	0	1-0	2-4
4/2/21	at Houston	S	W	7.0	5	0	0-0	1-4
4/10/21	Houston	S	W	9.0	6	1	1-1	2-7
4/17/21	at Tulane	S	-	0.0	0	0	0-0	0-0
4/24/21	at Cincinnati	S	W	5.2	5	0	1-0	2-6
4/30/21	East Carolina	S	W	7.0	5	0	2-2	1-5
5/7/21	at UCF	S	W	6.0	5	1	1-1	1-6
5/14/21	USF	S	L	4.2	8	2	7-7	1-4
5/20/21	Memphis	S	W	5.0	4	1	2-2	3-2
5/26/21	vs. Houston	S	W	8.1	3	1	1-1	1-6
2/18/22	at Louisiana Tech	S	-	3.1	4	1	3-3	1-6
2/25/22	at Texas A&M-CC	S	-	5.1	5	0	3-3	2-7
3/4/22	vs. Iowa	S	-	5.1	8	1	4-4	0-3
3/11/22	South Dakota State	S	W	7.0	2	1	1-1	1-8
3/18/22	New Mexico	S	L	5.1	6	0	4-2	3-5
3/25/22	Creighton	S	L	5.2	3	0	3-2	4-5
4/1/22	at Houston	S	W	8.0	4	0	0-0	0-12
4/8/22	at East Carolina	S	L	4.2	8	0	5-5	2-2
4/14/22	Cincinnati	S	L	5.1	8	1	6-6	3-9
4/22/22	UCF	S	L	5.1	6	1	5-4	4-6
4/29/22	at Memphis	S	L	6.0	7	1	6-6	3-4
5/6/22	Houston	S	L	6.0	7	0	5-5	2-8
5/13/22	Tulane	R	W	5.1	3	0	0-0	3-7
5/19/22	at USF	R	L	3.0	4	1	4-4	0-1
5/24/22	vs. Houston	R	L	3.0	5	0	3-3	1-3
2/18/23	at San Diego	S	-	5.2	5	1	3-3	1-4
2/25/23	at South Alabama	S	W	5.1	7	0	3-3	1-4
3/4/23	vs. Hawaii	S	W	6.0	4	0	0-0	1-3
3/10/23	Illinois State	S	W	7.0	3	0	0-0	1-2
3/17/23	vs. Nicholls	S	W	5.0	3	0	1-0	1-3
3/25/23	Illinois	S	W	6.0	5	1	2-2	2-4
4/1/23	at Abilene Christian	S	L	4.0	5	0	5-4	0-3
4/8/23	at Michigan	S	L	1.2	5	0	6-6	2-2
4/22/23	at Iowa	S	L	3.0	4	1	4-4	2-2
4/29/23	Minnesota	S	W	7.0	5	0	0-0	0-7
5/6/23	at Maryland	S	-	4.0	6	4	7-7	2-4

OUTFIELDER

LUKE JESSEN 1

CLASS: **Sophomore**
B/T: **L/L**
HOMETOWN: **Elkhorn, Neb.**
PREVIOUS SCHOOL: **Elkhorn South**

SEASON HIGH	CATEGORY	CAREER HIGH
	Hits	3 at Sam Houston, 2/19/22
	Runs	2 (3x) last vs. Michigan State, 5/21/22
	Doubles	1 at Kansas State, 3/9/22
	Triples	1 vs. Michigan, 3/26/22
	Home Runs	
	RBI	2 vs. Michigan, 3/26/22
	Stolen Bases	1 vs. Michigan State, 5/20/22

CAREER STATISTICS

Year	AVG	GP	GS	AB	R	H	2B	3B	HR	RBI	TB	SLG%	BB	HBP	SO	GDP	OB%	SF	SH	SB-ATT	PO	A	E	FLD%
2022	.257	26	19	74	11	19	1	1	0	5	22	.297	6	2	27	1	.329	0	1	1-3	12	0	0	1.000
2023	.000	8	0	7	0	0	0	0	0	0	0	.000	1	0	2	0	.125	0	0	0-0	0	0	1	.000
TOTAL	**.235**	**34**	**19**	**81**	**11**	**19**	**1**	**1**	**0**	**5**	**22**	**.272**	**7**	**2**	**29**	**1**	**.311**	**0**	**1**	**1-3**	**12**	**0**	**1**	**.923**



OUTFIELDER

CASEY BURNHAM 2

CLASS: **Senior**
B/T: **L/L**
HOMETOWN: **Grand Island, Neb.**
PREVIOUS SCHOOL: **Kansas**

SEASON HIGH	CATEGORY	CAREER HIGH
4 vs. Texas A&M-Corpus Christi, 4/1/23	Hits	Same
3 (2x) last vs. Texas A&M-CC, 4/1/23	Runs	4 at Missouri, 5/18/21
3 vs. Vanderbilt, 3/3/23	Doubles	Same
1 vs. Texas A&M-Corpus Christi, 4/1/23	Triples	1 (4x) last vs. Texas A&M-CC, 4/1/23
1 (2x) last vs. Creighton, 4/18/23	Home Runs	1 (4x) last vs. Creighton, 4/18/23
3 (2x) last vs. Texas A&M-CC, 4/1/23	RBI	Same
1 (9x) last at Creighton, 5/9/23	Stolen Bases	3 vs. Seton Hall, 3/13/19

CAREER STATISTICS (2019-22 at Kansas)

Year	AVG	GP	GS	AB	R	H	2B	3B	HR	RBI	TB	SLG%	BB	HBP	SO	GDP	OB%	SF	SH	SB-ATT	PO	A	E	FLD%
2019	.237	49	41	135	27	32	5	2	1	11	44	.326	17	4	39	0	.338	1	10	11-17	115	0	0	1.000
2020	.265	12	12	49	9	13	6	0	1	3	22	.449	2	3	12	0	.327	1	0	2-2	32	0	1	.970
2021	.286	23	22	70	21	20	6	1	0	11	28	.400	15	3	11	0	.432	0	1	8-9	38	0	0	1.000
2022	.263	27	25	80	11	21	3	0	0	5	24	.300	17	4	16	0	.416	0	2	4-7	74	0	2	.974
2023	.308	42	42	133	41	41	9	1	2	17	58	.436	19	18	40	1	.459	0	8	9-9	102	0	1	.990
TOTAL	**.272**	**153**	**142**	**467**	**109**	**127**	**29**	**4**	**4**	**47**	**176**	**.377**	**70**	**32**	**118**	**1**	**.401**	**2**	**21**	**34-44**	**361**	**0**	**4**	**.989**

INFIELDER

MAX ANDERSON 4

CLASS: **Junior**
B/T: **R/R**
HOMETOWN: **Omaha, Neb.**
PREVIOUS SCHOOL: **Millard West**

SEASON HIGH	CATEGORY	CAREER HIGH
4 vs. Minnesota, 4/29/23	Hits	4 (5x) last vs. Minnesota, 4/29/23
3 (2x) last at Maryland (5/6/23)	Runs	3 (5x) last at Maryland (5/6/23)
2 vs. Northwestern, 4/16/23	Doubles	2 (3x) last vs. Northwestern, 4/16/23
1 (2x) last vs. Illinois State, 3/10/23	Triples	1 (6x) last vs. Illinois State, 3/10/23
2 (3x) last vs. Minnesota, 4/29/23	Home Runs	2 (4x) last vs. Minnesota, 4/29/23
4 (4x) last vs. Minnesota, 4/29/23	RBI	5 at Iowa, 3/21/21
	Stolen Bases	2 (2x) last vs. K-State, 4/26/22

CAREER STATISTICS

Year	AVG	GP	GS	AB	R	H	2B	3B	HR	RBI	TB	SLG%	BB	HBP	SO	GDP	OB%	SF	SH	SB-ATT	PO	A	E	FLD%
2021	.332	45	45	184	35	61	8	1	7	32	92	.500	16	1	26	5	.386	1	0	3-4	23	53	6	.927
2022	.299	53	53	224	47	67	12	3	10	45	115	.513	14	3	26	6	.349	0	0	6-7	113	85	8	.961
2023	.403	47	47	201	41	81	15	2	19	60	157	.781	15	3	25	3	.448	2	0	0-0	85	100	0	1.000
TOTAL	**.343**	**145**	**145**	**609**	**123**	**209**	**35**	**6**	**36**	**137**	**364**	**.598**	**45**	**7**	**77**	**14**	**.393**	**3**	**0**	**9-11**	**221**	**238**	**14**	**.970**

CATCHER

JOSH CARON 5

CLASS: **Sophomore**
B/T: **R/R**
HOMETOWN: **Sun Prairie, Wis.**
PREVIOUS SCHOOL: **Sun Prairie**

SEASON HIGH	CATEGORY	CAREER HIGH
3 (2x) last at Michigan, 4/9/23	Hits	Same
2 (6x) last vs. Minnesota, 4/29/23	Runs	2 (7x) last vs. Minnesota, 4/29/23
2 at Michigan, 4/9/23	Doubles	Same
	Triples	
2 at South Alabama, 2/26/23	Home Runs	Same
5 at South Alabama, 2/26/23	RBI	Same
1 at San Diego, 2/19/23	Stolen Bases	1 (2x) last at San Diego, 2/19/23

CAREER STATISTICS

Year	AVG	GP	GS	AB	R	H	2B	3B	HR	RBI	TB	SLG%	BB	HBP	SO	GDP	OB%	SF	SH	SB-ATT	PO	A	E	FLD%
2022	.179	26	22	78	10	14	3	0	0	7	17	.218	11	5	19	3	.316	1	0	1-1	93	13	1	.991
2023	.274	39	39	146	25	40	10	0	6	25	68	.466	17	9	26	3	.379	2	0	1-1	277	26	1	.997
TOTAL	**.241**	**65**	**61**	**224**	**35**	**54**	**13**	**0**	**6**	**32**	**85**	**.379**	**28**	**14**	**45**	**6**	**.357**	**3**	**0**	**2-2**	**370**	**39**	**2**	**.995**

RIGHT-HANDED PITCHER

SHAY SCHANAMAN 8

CLASS: **Senior**
B/T: **R/R**
HOMETOWN: **Grand Island, Neb.**
PREVIOUS SCHOOL: **Grand Island**

SEASON HIGH	CATEGORY	CAREER HIGH
5.0 at Maryland, 5/6/23	Innings	9.0 vs. Northwestern State, 3/5/22
4 (3x) last vs. Minnesota, 4/28/23	Runs	7 (4x) last at Illinois, 5/13/22
4 (2x) last vs. Nicholls, 3/19/23	Earned Runs	7 vs. Rutgers, 4/8/22
4 (2x) last at Maryland, 5/6/23	Walks	5 at Iowa, 3/21/21
7 at Maryland, 5/6/23	Strikeouts	11 vs. Maryland, 4/10/21

CAREER STATISTICS

Year	ERA	W	L	App	GS	CG	SHO	CBO	SV	IP	H	R	ER	BB	SO	2B	3B	HR	BF	B/Avg	WP	HBP	BK	SFA	SHA
2019	3.18	1	2	19	0	0	0	0	3	22.2	13	10	8	14	23	2	0	3	98	.163	6	1	0	1	2
2020	6.97	2	2	6	0	0	0	1	0	10.1	9	8	8	4	10	4	1	0	44	.231	0	0	0	0	1
2021	5.08	5	2	13	12	0	0	1	0	67.1	63	44	38	25	72	15	1	7	300	.242	4	12	0	3	0
2022	4.44	2	8	15	13	2	1	0	0	77.0	75	48	38	29	76	14	2	12	348	.251	7	11	1	6	3
2023	3.32	3	5	20	0	0	0	0	5	43.1	33	26	16	23	56	6	1	1	196	.208	8	12	0	1	1
TOTAL	**4.40**	**13**	**19**	**73**	**25**	**2**	**1**	**2**	**8**	**220.2**	**193**	**136**	**108**	**95**	**237**	**41**	**5**	**23**	**986**	**.231**	**25**	**36**	**1**	**11**	**7**



INFIELDER

EFRY CERVANTES 9

CLASS: **Senior**
B/T: **R/R**
HOMETOWN: **Tucson, Ariz.**
PREVIOUS SCHOOL: **South Mountain CC**

SEASON HIGH	CATEGORY	CAREER HIGH
3 vs. Omaha, 3/14/23	Hits	Same
2 (2x) last vs. Creighton, 4/18/23	Runs	2 (4x) last vs. Creighton, 4/18/23
1 (2x) last vs. Creighton, 4/18/23	Doubles	1 (6x) last vs. Creighton, 4/18/23
	Triples	
1 (3x) last at Maryland, 5/6/23	Home Runs	1 (4x) last at Maryland, 5/6/23
3 at Maryland, 5/6/23	RBI	Same
	Stolen Bases	1 vs. Rutgers, 5/1/21

CAREER STATISTICS

Year	AVG	GP	GS	AB	R	H	2B	3B	HR	RBI	TB	SLG%	BB	HBP	SO	GDP	OB%	SF	SH	SB-ATT	PO	A	E	FLD%
2021	.082	36	14	49	7	4	0	0	0	4	4	.082	8	3	12	0	.250	0	5	1-2	19	25	1	.978
2022	.187	40	37	107	12	20	4	0	1	10	27	.252	13	11	20	0	.333	1	11	0-1	35	79	3	.974
2023	.262	30	14	65	13	17	2	0	3	9	28	.431	4	1	8	0	.310	1	1	0-0	55	11	0	1.000
TOTAL	**.186**	**106**	**65**	**221**	**32**	**41**	**6**	**0**	**4**	**23**	**59**	**.267**	**25**	**15**	**40**	**0**	**.308**	**2**	**17**	**1-3**	**109**	**115**	**4**	**.982**

CATCHER

BEN COLUMBUS 10

CLASS: **Junior**
B/T: **L/R**
HOMETOWN: **North Vancouver, British Columbia**
PREVIOUS SCHOOL: **Wharton County JC**

SEASON HIGH	CATEGORY	CAREER HIGH
2 (9x) last at Creighton, 5/9/23	Hits	Same
2 (4x) last vs. Nicholls, 3/19/23	Runs	Same
2 at Creighton, 5/9/23	Doubles	Same
	Triples	
	Home Runs	
3 at South Alabama, 2/24/23	RBI	Same
1 vs. Illinois, 3/25/23	Stolen Bases	Same

CAREER STATISTICS

Year	AVG	GP	GS	AB	R	H	2B	3B	HR	RBI	TB	SLG%	BB	HBP	SO	GDP	OB%	SF	SH	SB-ATT	PO	A	E	FLD%
2023	.267	40	31	120	21	32	7	0	0	15	39	.325	21	3	33	0	.381	3	0	1-1	213	12	1	.996
TOTAL	**.267**	**40**	**31**	**120**	**21**	**32**	**7**	**0**	**0**	**15**	**39**	**.325**	**21**	**3**	**33**	**0**	**.381**	**3**	**0**	**1-1**	**213**	**12**	**1**	**.996**

OUTFIELDER

DANIEL YOUNG 11

CLASS: **Redshirt Junior**
B/T: **L/L**
HOMETOWN: **North Zulch, Texas**
PREVIOUS SCHOOL: **Tyler JC**

SEASON HIGH	CATEGORY	CAREER HIGH
	Hits	
	Runs	
	Doubles	
	Triples	
	Home Runs	
	RBI	
	Stolen Bases	

CAREER STATISTICS

Year	AVG	GP	GS	AB	R	H	2B	3B	HR	RBI	TB	SLG%	BB	HBP	SO	GDP	OB%	SF	SH	SB-ATT	PO	A	E	FLD%
2023	.000	6	0	5	0	0	0	0	0	0	0	.000	0	0	4	0	.000	0	0	0-0	0	0	0	.000
TOTAL	**.000**	**6**	**0**	**5**	**0**	**0**	**0**	**0**	**0**	**0**	**0**	**.000**	**0**	**0**	**4**	**0**	**.000**	**0**	**0**	**0-0**	**0**	**0**	**0**	**.000**

OUTFIELDER

COLE EVANS 12

CLASS: **Junior**
B/T: **R/R**
HOMETOWN: **Grand Island, Neb.**
PREVIOUS SCHOOL: **Parkland College**

SEASON HIGH	CATEGORY	CAREER HIGH
4 vs. Illinois State, 3/11/23	Hits	Same
2 (8x) last vs. Minnesota, 4/29/23	Runs	Same
2 vs. Illinois State, 3/11/23	Doubles	Same
	Triples	
2 vs. Northern Colorado, 3/8/23	Home Runs	Same
4 vs. Illinois State, 3/11/23	RBI	Same
2 vs. Illinois, 3/25/23	Stolen Bases	Same

CAREER STATISTICS (2020 at Creighton)

Year	AVG	GP	GS	AB	R	H	2B	3B	HR	RBI	TB	SLG%	BB	HBP	SO	GDP	OB%	SF	SH	SB-ATT	PO	A	E	FLD%
2020	.000	8	1	12	0	0	0	0	0	0	0	.000	0	1	7	0	.077	0	0	0-0	2	0	0	1.000
2023	.291	37	31	110	28	32	7	0	4	20	51	.464	16	4	35	2	.400	0	1	8-11	56	0	3	.949
TOTAL	**.262**	**45**	**32**	**122**	**28**	**32**	**7**	**0**	**4**	**20**	**51**	**.418**	**16**	**5**	**42**	**2**	**.371**	**0**	**1**	**8-11**	**58**	**0**	**3**	**.951**

INFIELDER

MIKEY PAULEY 13

CLASS: **Freshman**
B/T: **R/R**
HOMETOWN: **Overland Park, Kan.**
PREVIOUS SCHOOL: **Blue Valley Northwest**

SEASON HIGH	CATEGORY	CAREER HIGH
	Hits	
	Runs	
	Doubles	
	Triples	
	Home Runs	
	RBI	
	Stolen Bases	

CAREER STATISTICS

Year	AVG	GP	GS	AB	R	H	2B	3B	HR	RBI	TB	SLG%	BB	HBP	SO	GDP	OB%	SF	SH	SB-ATT	PO	A	E	FLD%

INFIELDER

BRICE MATTHEWS 14

CLASS: **Junior**
B/T: **R/R**
HOMETOWN: **Humble, Texas**
PREVIOUS SCHOOL: **Atascocita**

SEASON HIGH	CATEGORY	CAREER HIGH
3 (7x) last vs. Minnesota, 4/29/23	Hits	3 (8x) last vs. Northwestern, 4/16/23
3 (6x) last vs. Minnesota, 4/29/23	Runs	4 vs. Iowa, 5/1/22
1 (11x) last vs. Minnesota, 4/29/23	Doubles	2 vs. Northwestern, 5/14/21
1 (2x) last vs. Northwestern, 4/14/23	Triples	1 (3x) last vs. Northwestern, 4/14/23
2 (2x) last vs. North Dakota State, 5/3/23	Home Runs	Same
5 (2x) last vs. Nicholls, 3/19/23	RBI	5 (3x) last vs. Nicholls, 3/19/23
2 (3x) last vs. Minnesota, 4/29/23	Stolen Bases	2 (8x) last vs. Minnesota, 4/29/23

CAREER STATISTICS

Year	AVG	GP	GS	AB	R	H	2B	3B	HR	RBI	TB	SLG%	BB	HBP	SO	GDP	OB%	SF	SH	SB-ATT	PO	A	E	FLD%
2021	.273	39	36	132	28	36	8	1	5	34	61	.462	23	0	44	2	.381	0	1	7-10	50	74	6	.954
2022	.261	45	44	157	31	41	8	0	7	29	70	.446	25	6	56	1	.379	2	4	12-13	62	112	15	.921
2023	.387	47	47	181	57	70	11	2	19	63	142	.785	40	4	47	0	.498	4	1	19-24	60	100	19	.894
TOTAL	**.313**	**131**	**127**	**470**	**116**	**147**	**27**	**3**	**31**	**126**	**273**	**.581**	**88**	**10**	**147**	**3**	**.427**	**6**	**6**	**38-47**	**172**	**286**	**40**	**.920**



INFIELDER

DYLAN CAREY 15

CLASS: **Freshman**
B/T: **R/R**
HOMETOWN: **Castle Rock, Colo.**
PREVIOUS SCHOOL: **Ponderosa**

SEASON HIGH	CATEGORY	CAREER HIGH
4 vs. Hawaii, 3/4/23	Hits	Same
3 vs. Nicholls, 3/17/23	Runs	Same
2 (2x) last vs. Texas A&M-CC, 4/1/23	Doubles	Same
1 vs. Northern Colorado, 3/7/23	Triples	Same
1 (4x) last at Omaha, 4/25/23	Home Runs	Same
4 at Omaha, 4/25/23	RBI	Same
1 (2x) last at Michigan, 4/8/23	Stolen Bases	Same

CAREER STATISTICS

Year	Avg	GP	GS	AB	R	H	2B	3B	HR	RBI	TB	SLG%	BB	HBP	SO	GDP	OB%	SF	SH	SB-ATT	PO	A	E	FLD%
2023	.262	43	43	172	27	45	8	1	4	25	67	.390	14	7	45	1	.338	2	1	2-3	25	73	2	.980
TOTAL	**.262**	**43**	**43**	**172**	**27**	**45**	**8**	**1**	**4**	**25**	**67**	**.390**	**14**	**7**	**45**	**1**	**.338**	**2**	**1**	**2-3**	**25**	**73**	**2**	**.980**



CATCHER

GRIFFIN EVERITT 16

CLASS: **Senior**
B/T: **R/R**
HOMETOWN: **Lincoln, Neb.**
PREVIOUS SCHOOL: **Kansas City CC**

SEASON HIGH	CATEGORY	CAREER HIGH
2 (2x) last vs. Hawaii, 3/4/23	Hits	4 (2x) last at Indiana, 4/24/22
2 (2x) last at Maryland, 5/6/23	Runs	3 (2x) last vs. Texas A&M-CC, 3/18/22
1 (2x) last vs. Hawaii, 3/4/23	Doubles	1 (20x) last vs. Hawaii, 3/4/23
1 vs. Illinois State, 3/11/23	Triples	1 (2x) last vs. Illinois State, 3/11/23
1 (4x) last at Maryland, 5/6/23	Home Runs	2 vs. Omaha, 3/14/22
4 (2x) last at Maryland, 5/6/23	RBI	4 (6x) last at Maryland, 5/6/23
1 (2x) last at Creighton, 5/9/23	Stolen Bases	1 (7x) last at Creighton, 5/9/23

CAREER STATISTICS

Year	AVG	GP	GS	AB	R	H	2B	3B	HR	RBI	TB	SLG%	BB	HBP	SO	GDP	OB%	SF	SH	SB-ATT	PO	A	E	FLD%
2021	.287	37	32	122	17	35	6	0	3	21	50	.410	12	4	38	1	.370	0	5	3-5	319	34	3	.992
2022	.291	53	53	203	38	59	12	1	8	41	97	.478	25	7	45	6	.384	2	0	2-6	329	30	6	.984
2023	.256	32	18	78	14	20	2	1	4	16	36	.462	11	1	20	3	.356	0	0	2-3	0	0	0	.000
TOTAL	**.283**	**122**	**103**	**403**	**69**	**114**	**20**	**2**	**15**	**78**	**183**	**.454**	**48**	**12**	**103**	**10**	**.374**	**2**	**5**	**7-14**	**648**	**64**	**9**	**.988**

OUTFIELDER

GARRETT ANGLIM 18

CLASS: **Redshirt Sophomore**
B/T: **R/R**
HOMETOWN: **La Vista, Neb.**
PREVIOUS SCHOOL: **Papillion-La Vista**

SEASON HIGH	CATEGORY	CAREER HIGH
3 vs. Hawaii, 3/4/23	Hits	4 at Minnesota, 5/6/22
3 (2x) last vs. Hawaii, 3/4/23	Runs	3 (5x) last vs. Hawaii, 3/4/23
1 (2x) last at Maryland, 5/7/23	Doubles	2 vs. Michigan, 3/25/22
1 at San Diego, 2/20/23	Triples	2 at UT Arlington, 3/5/22
1 (5x) last vs. Northwestern, 4/16/23	Home Runs	3 vs. Iowa, 5/1/22
2 at San Diego, 2/20/23	RBI	6 vs. Michigan, 3/25/22
1 (4x) last at Maryland, 5/5/23	Stolen Bases	1 (10x) last at Maryland, 5/5/23

CAREER STATISTICS

Year	AVG	GP	GS	AB	R	H	2B	3B	HR	RBI	TB	SLG%	BB	HBP	SO	GDP	OB%	SF	SH	SB-ATT	PO	A	E	FLD%
2022	.303	49	45	178	28	54	11	4	4	28	85	.478	16	9	40	5	.387	1	0	6-9	67	1	1	.986
2023	.267	28	26	90	22	24	2	1	5	13	43	.478	7	11	35	1	.385	1	1	4-5	31	1	0	1.000
TOTAL	**.291**	**77**	**71**	**268**	**50**	**78**	**13**	**5**	**9**	**41**	**128**	**.478**	**23**	**20**	**75**	**6**	**.387**	**2**	**1**	**10-14**	**98**	**2**	**1**	**.990**

LEFT-HANDED PITCHER

KYLE PERRY 19

CLASS: **Senior**
B/T: **L/L**
HOMETOWN: **Omaha, Neb.**
PREVIOUS SCHOOL: **Millard South**

SEASON HIGH	CATEGORY	CAREER HIGH
4.1 at Creighton, 5/9/23	Innings	7.0 at Kansas State, 4/2/19
5 vs. North Dakota State, 5/3/23	Runs	5 (4x) last vs. North Dakota State, 5/3/23
3 (2x) last vs. North Dakota State, 5/3/23	Earned Runs	5 (3x) last at Sam Houston, 2/18/22
3 at Creighton, 5/9/23	Walks	5 at Sam Houston, 2/28/22
4 (2x) last at Creighton, 5/9/23	Strikeouts	9 vs. Air Force, 3/20/19

CAREER STATISTICS

Year	ERA	W	L	App	GS	CG	SHO	CBO	SV	IP	H	R	ER	BB	SO	2B	3B	HR	BF	B/Avg	WP	HBP	BK	SFA	SHA
2019	5.47	2	1	11	7	0	0	1	0	26.1	29	16	16	18	29	7	1	2	129	.282	2	6	1	1	1
2020	5.06	1	0	4	1	0	0	0	0	10.2	7	6	6	2	11	3	0	1	41	.179	0	0	0	0	0
2021	3.48	2	0	4	4	0	0	1	0	10.1	7	5	4	4	15	1	0	0	42	.184	1	0	0	0	0
2022	6.75	0	2	5	4	0	0	0	0	14.2	16	11	11	10	17	4	0	2	72	.276	1	3	0	0	1
2023	5.88	1	1	14	2	0	0	1	1	26.0	24	20	17	9	22	4	1	5	118	.253	3	6	0	3	5
TOTAL	**5.52**	**6**	**4**	**38**	**18**	**0**	**0**	**3**	**1**	**88.0**	**83**	**58**	**54**	**43**	**94**	**19**	**2**	**10**	**402**	**.249**	**7**	**15**	**1**	**4**	**7**



OUTFIELDER

LUKE SARTORI 21

CLASS: **Senior**
B/T: **R/R**
HOMETOWN: **Lincoln, Neb.**
PREVIOUS SCHOOL: **Hutchinson CC**

SEASON HIGH	CATEGORY	CAREER HIGH
1 (3x) last vs. Minnesota, 4/29/23	Hits	2 (4x) last at Minnesota, 5/6/22
1 (8x) last at Creighton, 5/9/23	Runs	3 at Ohio State, 4/3/22
1 vs. Minnesota, 4/29/23	Doubles	1 (2x) last vs. Minnesota, 4/29/23
	Triples	
	Home Runs	1 at Ohio State, 4/3/22
1 at South Alabama, 2/25/23	RBI	4 at Ohio State, 4/3/22
1 (2x) last vs. Illinois State, 3/10/23	Stolen Bases	1 (7x) last vs. Illinois State, 3/10/23

CAREER STATISTICS

Year	AVG	GP	GS	AB	R	H	2B	3B	HR	RBI	TB	SLG%	BB	HBP	SO	GDP	OB%	SF	SH	SB-ATT	PO	A	E	FLD%
2021	1.000	5	0	1	1	1	0	0	0	1	1	1.000	0	0	0	0	1.000	0	0	0-1	0	0	0	.000
2022	.192	41	20	73	19	14	1	0	1	9	18	.247	9	3	21	0	.306	0	2	5-5	50	1	0	1.000
2023	.150	29	3	20	8	3	1	0	0	1	4	.200	2	3	8	0	.320	0	0	2-2	11	0	0	1.000
TOTAL	**.191**	**75**	**23**	**94**	**28**	**18**	**2**	**0**	**1**	**11**	**23**	**.245**	**11**	**6**	**29**	**0**	**.315**	**0**	**2**	**7-8**	**61**	**1**	**0**	**1.000**



INFIELDER

BRYCE HUGHES 23

CLASS: **Junior**
B/T: **R/R**
HOMETOWN: **Channelview, Texas**
PREVIOUS SCHOOL: **Alvin CC**

SEASON HIGH	CATEGORY	CAREER HIGH
	Hits	
	Runs	
	Doubles	
	Triples	
	Home Runs	
	RBI	
	Stolen Bases	

CAREER STATISTICS

Year	AVG	GP	GS	AB	R	H	2B	3B	HR	RBI	TB	SLG%	BB	HBP	SO	GDP	OB%	SF	SH	SB-ATT	PO	A	E	FLD%



LEFT-HANDED PITCHER

CALEB CLARK 24

CLASS: **Freshman**
B/T: **L/L**
HOMETOWN: **Orillia, Ontario**
PREVIOUS SCHOOL: **Orillia Secondary School**

SEASON HIGH	CATEGORY	CAREER HIGH
4.1 at San Diego, 2/19/23	Innings	Same
8 vs. Ole Miss, 3/5/23	Runs	Same
8 vs. Ole Miss, 3/5/23	Earned Runs	Same
2 (4x) last at Kansas State, 4/4/23	Walks	Same
4 (2x) last at Maryland, 5/7/23	Strikeouts	Same

CAREER STATISTICS

Year	ERA	W	L	App	GS	CG	SHO	CBO	SV	IP	H	R	ER	BB	SO	2B	3B	HR	BF	B/Avg	WP	HBP	BK	SFA	SHA
2023	13.24	1	1	9	5	0	0	0	0	17.0	30	26	25	11	14	2	3	4	98	.380	1	7	0	1	0
TOTAL	**13.24**	**1**	**1**	**9**	**5**	**0**	**0**	**0**	**0**	**17.0**	**30**	**26**	**25**	**11**	**14**	**2**	**3**	**4**	**98**	**.380**	**1**	**7**	**0**	**1**	**0**

RIGHT-HANDED PITCHER

DREW CHRISTO 25

CLASS: **Sophomore**
B/T: **L/R**
HOMETOWN: **Elkhorn, Neb.**
PREVIOUS SCHOOL: **Elkhorn**

SEASON HIGH	CATEGORY	CAREER HIGH
4.0 at Omaha, 4/25/23	Innings	Same
3 at San Diego, 2/20/23	Runs	5 vs. Rutgers, 4/10/22
2 (2x) last at Maryland, 5/7/23	Earned Runs	3 at Omaha, 4/6/22
2 (2x) last vs. Northern Colorado, 3/8/23	Walks	3 vs. New Mexico State, 3/16/22
8 at Omaha, 4/25/23	Strikeouts	Same

CAREER STATISTICS

Year	ERA	W	L	App	GS	CG	SHO	CBO	SV	IP	H	R	ER	BB	SO	2B	3B	HR	BF	B/Avg	WP	HBP	BK	SFA	SHA
2022	8.44	0	1	5	2	0	0	0	0	5.1	10	12	5	5	5	3	0	3	35	.370	1	2	0	0	0
2023	3.68	1	1	10	1	0	0	0	0	14.2	10	9	6	8	18	2	0	1	68	.196	4	5	0	2	2
TOTAL	**4.95**	**1**	**2**	**15**	**3**	**0**	**0**	**0**	**0**	**20.0**	**20**	**21**	**11**	**13**	**23**	**5**	**0**	**4**	**103**	**.256**	**5**	**7**	**0**	**2**	**2**

LEFT-HANDED PITCHER

JAKE BUNZ 27

CLASS: **Senior**
B/T: **L/L**
HOMETOWN: **Elkhorn, Neb.**
PREVIOUS SCHOOL: **Hutchinson CC**

SEASON HIGH	CATEGORY	CAREER HIGH
2.0 (2x) last at Michigan, 4/9/23	Innings	4.0 (2x) last vs. Minnesota, 3/27/21
4 at Maryland, 5/7/23	Runs	Same
4 at Maryland, 5/7/23	Earned Runs	Same
2 (4x) last at Maryland, 5/7/23	Walks	3 (3x) last at Arkansas, 6/5/21
4 at Michigan, 4/9/23	Strikeouts	5 (2x) last vs. Minnesota, 3/27/21

CAREER STATISTICS

Year	ERA	W	L	App	GS	CG	SHO	CBO	SV	IP	H	R	ER	BB	SO	2B	3B	HR	BF	B/Avg	WP	HBP	BK	SFA	SHA
2021	2.20	2	1	20	3	0	0	3	1	32.2	19	8	8	20	42	3	1	2	135	.168	3	1	0	0	1
2022	0.00	0	0	1	0	0	0	0	0	0.1	0	0	0	0	1	0	0	0	1	.000	0	0	0	0	0
2023	4.26	0	0	14	0	0	0	0	0	12.2	11	12	6	9	18	2	0	3	56	.234	3	0	0	0	0
TOTAL	**2.76**	**2**	**1**	**35**	**3**	**0**	**0**	**3**	**1**	**45.2**	**30**	**20**	**14**	**29**	**61**	**5**	**1**	**5**	**192**	**.186**	**6**	**1**	**0**	**0**	**1**



INFIELDER

BLAKE MOZLEY 28

CLASS: **Junior**
B/T: **L/R**
HOMETOWN: **Ozark, Mo.**
PREVIOUS SCHOOL: **Johnson County CC**

SEASON HIGH	CATEGORY	CAREER HIGH
1 (2x) last at Maryland, 5/7/23	Hits	2 (3x) last at Evansville, 4/17/21
	Runs	1 (10x) last at Evansville, 4/18/21
1 at South Alabama, 2/25/23	Doubles	1 (4x) last at South Alabama, 2/25/23
	Triples	
	Home Runs	
	RBI	1 (8x) last at Illinois State, 5/16/21
	Stolen Bases	

CAREER STATISTICS (2020-21 at Missouri State)

Year	AVG	GP	GS	AB	R	H	2B	3B	HR	RBI	TB	SLG%	BB	HBP	SO	GDP	OB%	SF	SH	SB-ATT	PO	A	E	FLD%
2020	.250	4	0	4	1	1	1	0	0	0	2	.500	0	0	1	0	.250	0	0	0-0	0	0	0	.000
2021	.286	33	19	77	9	22	2	0	0	8	24	.312	11	0	25	1	.375	0	1	0-0	13	39	2	.963
2023	.200	10	1	10	0	2	1	0	0	0	3	.300	1	0	4	0	.273	0	0	0-0	7	1	0	1.000
TOTAL	**.275**	**47**	**20**	**91**	**10**	**25**	**4**	**0**	**0**	**8**	**29**	**.319**	**12**	**0**	**30**	**1**	**.359**	**0**	**1**	**0-0**	**20**	**40**	**2**	**.968**

LEFT-HANDED PITCHER

WILL WALSH 30

CLASS: **Redshirt Sophomore**
B/T: **R/L**
HOMETOWN: **Leawood, Kan.**
PREVIOUS SCHOOL: **Rockhurst**

SEASON HIGH	CATEGORY	CAREER HIGH
2 vs. Northern Colorado, 3/7/23	Hits	Same
3 at South Alabama, 2/25/23	Runs	Same
1 vs. Vanderbilt, 3/3/23	Doubles	Same
	Triples	
1 (2x) last vs. Northern Colorado, 3/7/23	Home Runs	Same
2 (2x) last vs. Northern Colorado, 3/7/23	RBI	Same
	Stolen Bases	

SEASON HIGH	CATEGORY	CAREER HIGH
7.0 vs. North Dakota State, 3/28/23	Innings	Same
3 (5x) last at Maryland, 5/7/23	Runs	Same
3 (5x) last at Maryland, 5/7/23	Earned Runs	Same
3 at Iowa, 4/23/23	Walks	Same
11 vs. North Dakota State, 3/28/23	Strikeouts	Same

CAREER STATISTICS

Year	AVG	GP	GS	AB	R	H	2B	3B	HR	RBI	TB	SLG%	BB	HBP	SO	GDP	OB%	SF	SH	SB-ATT	PO	A	E	FLD%
2022	.000	2	0	2	0	0	0	0	0	0	0	.000	0	0	2	0	.000	0	0	0-0	0	0	0	.000
2023	.176	17	9	34	5	6	1	0	2	4	13	.382	3	2	12	0	.282	0	0	0-0	66	11	1	.987
TOTAL	**.167**	**19**	**9**	**36**	**5**	**6**	**1**	**0**	**2**	**4**	**13**	**.361**	**3**	**2**	**14**	**0**	**.268**	**0**	**0**	**0-0**	**66**	**11**	**1**	**.987**

Year	ERA	W	L	App	GS	CG	SHO	CBO	SV	IP	H	R	ER	BB	SO	2B	3B	HR	BF	B/Avg	WP	HBP	BK	SFA	SHA
2022	13.50	0	0	1	0	0	0	0	0	0.2	3	1	1	0	1	0	0	0	5	.600	1	0	0	0	0
2023	4.41	3	2	11	6	0	0	0	0	34.2	31	18	17	8	33	3	2	4	144	.238	3	3	0	2	1
TOTAL	**4.58**	**3**	**2**	**12**	**6**	**0**	**0**	**0**	**0**	**35.1**	**34**	**19**	**18**	**8**	**34**	**3**	**2**	**4**	**149**	**.252**	**4**	**3**	**0**	**2**	**1**

RIGHT-HANDED PITCHER

CJ HOOD 32

CLASS: **Sophomore**
B/T: **R/R**
HOMETOWN: **Hickman, Neb.**
PREVIOUS SCHOOL: **Norris**

SEASON HIGH	CATEGORY	CAREER HIGH
	Innings	1.1 (2x) last vs. North Dakota State, 4/20/22
	Runs	4 vs. Rutgers, 4/10/22
	Earned Runs	4 vs. Rutgers, 4/10/22
	Walks	2 (3x) last vs. North Dakota State, 4/20/22
	Strikeouts	3 vs. Texas A&M-CC, 3/20/22

CAREER STATISTICS

Year	ERA	W	L	App	GS	CG	SHO	CBO	SV	IP	H	R	ER	BB	SO	2B	3B	HR	BF	B/Avg	WP	HBP	BK	SFA	SHA
2022	4.26	2	0	18	0	0	0	0	1	12.2	8	8	6	13	12	4	0	1	58	.200	5	2	0	3	0
TOTAL	**4.26**	**2**	**0**	**18**	**0**	**0**	**0**	**0**	**1**	**12.2**	**8**	**8**	**6**	**13**	**12**	**4**	**0**	**1**	**58**	**.200**	**5**	**2**	**0**	**3**	**0**

LEFT-HANDED PITCHER

JACKSON BROCKETT 33

CLASS: **Sophomore**
B/T: **L/L**
HOMETOWN: **Omaha, Neb.**
PREVIOUS SCHOOL: **Buford (Ga.)**

SEASON HIGH	CATEGORY	CAREER HIGH
6.0 vs. Northwestern, 4/15/23	Innings	Same
5 at Maryland, 5/7/23	Runs	Same
5 at Maryland, 5/7/23	Earned Runs	Same
4 at Iowa, 4/22/23	Walks	4 at Iowa, 4/22/23
5 vs. Northern Colorado, 3/7/23	Strikeouts	7 at Minnesota, 5/8/22

CAREER STATISTICS

Year	ERA	W	L	App	GS	CG	SHO	CBO	SV	IP	H	R	ER	BB	SO	2B	3B	HR	BF	B/Avg	WP	HBP	BK	SFA	SHA
2022	5.23	0	1	12	5	0	0	0	0	31.0	28	19	18	15	29	5	2	3	138	.237	5	4	0	1	0
2023	4.50	2	1	13	5	0	0	0	0	34.0	26	17	17	19	31	7	1	1	148	.208	5	1	0	1	2
TOTAL	**4.85**	**2**	**2**	**25**	**10**	**0**	**0**	**0**	**0**	**65.0**	**54**	**36**	**35**	**34**	**60**	**12**	**3**	**4**	**286**	**.222**	**10**	**5**	**0**	**2**	**2**



RIGHT-HANDED PITCHER

BRETT SEARS 34

CLASS: **Junior**
B/T: **R/R**
HOMETOWN: **Westphalia, Iowa**
PREVIOUS SCHOOL: **Iowa Central CC**

SEASON HIGH	CATEGORY	CAREER HIGH
4.0 vs. South Dakota State, 4/26/23	**Innings**	7.0 (2x) last vs. South Dakota State, 3/26/21
3 (2x) last at Maryland, 5/7/23	**Runs**	10 vs. Oral Roberts, 4/2/21
3 (2x) last at Maryland, 5/7/23	**Earned Runs**	10 vs. Oral Roberts, 4/2/21
1 (3x) last vs. Northwestern, 4/16/23	**Walks**	5 (2x) last vs. Omaha, 5/20/21
7 vs. South Dakota State, 4/26/23	**Strikeouts**	Same

CAREER STATISTICS (2020-21 at Western Illinois)

Year	ERA	W	L	App	GS	CG	SHO	CBO	SV	IP	H	R	ER	BB	SO	2B	3B	HR	BF	B/Avg	WP	HBP	BK	SFA	SHA
2020	12.27	0	1	3	2	0	0	0	0	7.1	13	10	10	6	6	3	0	1	45	99.000	1	6	0	0	1
2021	5.91	2	4	8	8	1	1	0	0	42.2	52	32	28	22	25	17	0	2	202	99.000	2	3	1	2	2
2023	6.00	0	0	10	0	0	0	0	0	15.0	21	10	10	4	21	4	0	3	71	.328	3	2	0	1	0
TOTAL	**6.65**	**2**	**5**	**21**	**10**	**1**	**1**	**0**	**0**	**65.0**	**86**	**52**	**48**	**32**	**52**	**24**	**0**	**6**	**318**	**1.344**	**6**	**11**	**1**	**3**	**3**

RIGHT-HANDED PITCHER

BRANDON LUNDQUIST 36

CLASS: **Freshman**
B/T: **R/R**
HOMETOWN: **Elkhorn, Neb.**
PREVIOUS SCHOOL: **Millard North**

SEASON HIGH	CATEGORY	CAREER HIGH
	Innings	
	Runs	
	Earned Runs	
	Walks	
	Strikeouts	

CAREER STATISTICS

Year	ERA	W	L	App	GS	CG	SHO	CBO	SV	IP	H	R	ER	BB	SO	2B	3B	HR	BF	B/Avg	WP	HBP	BK	SFA	SHA

LEFT-HANDED PITCHER

EMMETT OLSON 38

CLASS: **Junior**
B/T: **L/L**
HOMETOWN: **Des Plaines, Ill.**
PREVIOUS SCHOOL: **Maine West**

SEASON HIGH	CATEGORY	CAREER HIGH
7.2 at Michigan (4/7/23	**Innings**	Same
5 at Iowa, 4/21/23	**Runs**	6 at Indiana, 4/23/22
5 at Iowa, 4/21/23	**Earned Runs**	Same
4 (2x) last vs. Minnesota, 4/28/23	**Walks**	4 (3x) last vs. Minnesota, 4/28/23
10 vs. Illinois, 3/24/23	**Strikeouts**	Same

CAREER STATISTICS

Year	ERA	W	L	App	GS	CG	SHO	CBO	SV	IP	H	R	ER	BB	SO	2B	3B	HR	BF	B/Avg	WP	HBP	BK	SFA	SHA
2021	4.50	1	0	10	0	0	0	0	0	12.0	13	9	6	6	16	0	0	1	57	.255	1	0	0	0	0
2022	2.86	3	3	19	8	1	0	1	1	66.0	61	36	21	16	65	13	1	6	280	.238	5	5	0	2	1
2023	4.34	5	3	12	12	1	0	0	0	66.1	54	37	32	25	66	10	1	10	280	.223	5	8	0	2	3
TOTAL	**3.68**	**9**	**6**	**41**	**20**	**2**	**0**	**1**	**1**	**144.1**	**128**	**82**	**59**	**47**	**147**	**23**	**2**	**17**	**617**	**.233**	**11**	**13**	**0**	**4**	**4**

RIGHT-HANDED PITCHER

CORBIN HAWKINS 39

CLASS: **Sophomore**
B/T: **R/R**
HOMETOWN: **Omaha, Neb.**
PREVIOUS SCHOOL: **Millard West**

SEASON HIGH	CATEGORY	CAREER HIGH
3.2 at Creighton, 5/9/23	Innings	Same
3 at San Diego, 2/17/23	Runs	6 vs. Texas A&M-CC, 3/20/22
3 at San Diego, 2/17/23	Earned Runs	4 vs. Texas A&M-CC, 3/20/22
3 at Iowa, 4/21/23	Walks	Same
4 vs. Illinois, 3/25/23	Strikeouts	Same

CAREER STATISTICS

Year	ERA	W	L	App	GS	CG	SHO	CBO	SV	IP	H	R	ER	BB	SO	2B	3B	HR	BF	B/Avg	WP	HBP	BK	SFA	SHA
2022	6.97	0	2	13	0	0	0	0	0	10.1	15	14	8	2	11	2	1	2	51	.313	0	1	0	0	0
2023	2.14	2	0	17	1	0	0	0	1	33.2	29	9	8	10	25	2	0	0	139	.238	1	4	1	2	1
TOTAL	**3.27**	**2**	**2**	**30**	**1**	**0**	**0**	**0**	**1**	**44.0**	**44**	**23**	**16**	**12**	**36**	**4**	**1**	**2**	**190**	**.259**	**1**	**5**	**1**	**2**	**1**



LEFT-HANDED PITCHER

JC GUTIERREZ 41

CLASS: **Freshman**
B/T: **L/L**
HOMETOWN: **La Joya, Texas**
PREVIOUS SCHOOL: **La Joya**

SEASON HIGH	CATEGORY	CAREER HIGH
1.0 (3x) last vs. Minnesota, 4/29/23	Innings	Same
	Runs	
	Earned Runs	
2 vs. Illinois State, 3/11/23	Walks	Same
2 (2x) last vs. Minnesota, 4/29/23	Strikeouts	Same

CAREER STATISTICS

Year	ERA	W	L	App	GS	CG	SHO	CBO	SV	IP	H	R	ER	BB	SO	2B	3B	HR	BF	B/Avg	WP	HBP	BK	SFA	SHA
2023	0.00	0	0	4	0	0	0	2	0	3.2	2	0	0	2	5	0	0	0	15	.154	1	0	0	0	0
TOTAL	**0.00**	**0**	**0**	**4**	**0**	**0**	**0**	**2**	**0**	**3.2**	**2**	**0**	**0**	**2**	**5**	**0**	**0**	**0**	**15**	**.154**	**1**	**0**	**0**	**0**	**0**

LEFT-HANDED PITCHER

JALEN WORTHLEY 42

CLASS: **Freshman**
B/T: **L/L**
HOMETOWN: **Lincoln, Neb.**
PREVIOUS SCHOOL: **Lincoln East**

SEASON HIGH	CATEGORY	CAREER HIGH
2.0 vs. Nicholls, 3/19/23	Innings	Same
3 (2x) last at Maryland, 5/7/23	Runs	Same
3 (2x) last at Maryland, 5/7/23	Earned Runs	Same
3 at Maryland, 5/7/23	Walks	Same
3 vs. Illinois State, 3/11/23	Strikeouts	Same

CAREER STATISTICS

Year	ERA	W	L	App	GS	CG	SHO	CBO	SV	IP	H	R	ER	BB	SO	2B	3B	HR	BF	B/Avg	WP	HBP	BK	SFA	SHA
2023	8.10	0	0	10	0	0	0	1	0	10.0	14	9	9	7	8	0	0	1	53	.333	1	3	0	1	0
TOTAL	**8.10**	**0**	**0**	**10**	**0**	**0**	**0**	**1**	**0**	**10.0**	**14**	**9**	**9**	**7**	**8**	**0**	**0**	**1**	**53**	**.333**	**1**	**3**	**0**	**1**	**0**

RIGHT-HANDED PITCHER

AUSTIN BERGGREN 43

CLASS: **Freshman**
B/T: **R/R**
HOMETOWN: **Olathe, Kan.**
PREVIOUS SCHOOL: **Olathe East**

SEASON HIGH	CATEGORY	CAREER HIGH
2.0 vs. Northern Colorado, 3/7/23	Innings	Same
2 (2x) last vs. Northwestern, 4/16/23	Runs	Same
2 vs. Northwestern, 4/16/23	Earned Runs	Same
1 (2x) last vs. Northwestern, 4/16/23	Walks	Same
4 vs. Northern Colorado, 3/7/23	Strikeouts	Same

CAREER STATISTICS

Year	ERA	W	L	App	GS	CG	SHO	CBO	SV	IP	H	R	ER	BB	SO	2B	3B	HR	BF	B/Avg	WP	HBP	BK	SFA	SHA
2023	8.10	0	0	3	0	0	0	0	0	3.1	4	5	3	2	5	0	0	0	17	.333	1	0	0	2	1
TOTAL	**8.10**	**0**	**0**	**3**	**0**	**0**	**0**	**0**	**0**	**3.1**	**4**	**5**	**3**	**2**	**5**	**0**	**0**	**0**	**17**	**.333**	**1**	**0**	**0**	**2**	**1**

OUTFIELDER

GABE SWANSEN 44

CLASS: **Sophomore**
B/T: **R/R**
HOMETOWN: **Johnston, Iowa**
PREVIOUS SCHOOL: **Johnston**

SEASON HIGH	CATEGORY	CAREER HIGH
4 vs. Northwestern, 4/16/23	Hits	Same
3 (4x) last at Maryland, 5/6/23	Runs	Same
2 (2x) last vs. Northwestern, 4/16/23	Doubles	Same
	Triples	
2 (2x) last vs. Northwestern, 4/16/23	Home Runs	Same
6 vs. Northwestern, 4/16/23	RBI	Same
2 vs. Minnesota, 4/29/23	Stolen Bases	

CAREER STATISTICS

Year	AVG	GP	GS	AB	R	H	2B	3B	HR	RBI	TB	SLG%	BB	HBP	SO	GDP	OB%	SF	SH	SB-ATT	PO	A	E	FLD%
2022	.154	20	9	39	6	6	1	0	1	6	10	.256	5	1	9	2	.267	0	0	0-0	3	0	1	.750
2023	.299	42	39	144	36	43	9	0	14	43	94	.653	16	12	32	2	.406	3	0	3-5	60	1	1	.984
TOTAL	**.268**	**62**	**48**	**183**	**42**	**49**	**10**	**0**	**15**	**49**	**104**	**.568**	**21**	**13**	**41**	**4**	**.377**	**3**	**0**	**3-5**	**63**	**1**	**2**	**.970**

CATCHER

ZACH JOHNSON 46

CLASS: **Junior**
B/T: **R/R**
HOMETOWN: **Omaha, Neb.**
PREVIOUS SCHOOL: **Southeast CC**

SEASON HIGH	CATEGORY	CAREER HIGH
	Hits	
	Runs	
	Doubles	
	Triples	
	Home Runs	
	RBI	
	Stolen Bases	

CAREER STATISTICS

Year	AVG	GP	GS	AB	R	H	2B	3B	HR	RBI	TB	SLG%	BB	HBP	SO	GDP	OB%	SF	SH	SB-ATT	PO	A	E	FLD%

RIGHT-HANDED PITCHER

SAM NOVOTNY 48

CLASS: **Freshman**
B/T: **R/R**
HOMETOWN: **Omaha, Neb.**
PREVIOUS SCHOOL: **Millard West**

SEASON HIGH	CATEGORY	CAREER HIGH
0.1 at San Diego, 2/20/23	Innings	Same
	Runs	
	Earned Runs	
	Walks	
	Strikeouts	

CAREER STATISTICS

Year	ERA	W	L	App	GS	CG	SHO	CBO	SV	IP	H	R	ER	BB	SO	2B	3B	HR	BF	B/Avg	WP	HBP	BK	SFA	SHA
2023	0.00	0	0	1	0	0	0	0	0	0.1	0	0	0	0	0	0	0	0	1	.000	0	0	0	0	0
TOTAL	**0.00**	**0**	**0**	**1**	**0**	**0**	**0**	**0**	**0**	**0.1**	**0**	**0**	**0**	**0**	**0**	**0**	**0**	**0**	**1**	**.000**	**0**	**0**	**0**	**0**	**0**



RIGHT-HANDED PITCHER

WILL RIZZO 49

CLASS: **Redshirt Freshman**
B/T: **R/R**
HOMETOWN: **The Woodlands, Texas**
PREVIOUS SCHOOL: **Texas A&M**

SEASON HIGH	CATEGORY	CAREER HIGH
1.0 (2x) last vs. Northwestern, 4/16/23	Innings	Same
3 vs. Northwestern, 4/16/23	Runs	Same
3 vs. Northwestern, 4/16/23	Earned Runs	Same
1 (3x) last vs. Northwestern, 4/16/23	Walks	Same
3 vs. Northwestern, 4/16/23	Strikeouts	Same

CAREER STATISTICS

Year	ERA	W	L	App	GS	CG	SHO	CBO	SV	IP	H	R	ER	BB	SO	2B	3B	HR	BF	B/Avg	WP	HBP	BK	SFA	SHA
2023	18.00	0	0	5	0	0	0	0	0	3.0	6	6	6	3	4	2	0	0	20	.375	2	1	0	0	0
TOTAL	**18.00**	**0**	**0**	**5**	**0**	**0**	**0**	**0**	**0**	**3.0**	**6**	**6**	**6**	**3**	**4**	**2**	**0**	**0**	**20**	**.375**	**2**	**1**	**0**	**0**	**0**



RIGHT-HANDED PITCHER

MASON ORNELAS 51

CLASS: **Senior**
B/T: **R/R**
HOMETOWN: **Fort Worth, Texas**
PREVIOUS SCHOOL: **Texas A&M**

SEASON HIGH	CATEGORY	CAREER HIGH
2.0 vs. Northern Colorado, 3/8/23	Innings	4.1 at Illinois, 5/13/22
2 at San Diego, 2/20/23	Runs	5 vs. Auburn, 5/16/21
2 at San Diego, 2/20/23	Earned Runs	4 (2x) last vs. Texas A&M-CC, 3/20/22
2 (3x) last at Maryland, 5/7/23	Walks	3 vs. Mississippi State, 5/1/21
2 (2x) last vs. South Dakota State, 4/26/23	Strikeouts	6 (2x) last vs. Alabama, 4/10/21

Year	ERA	W	L	App	GS	CG	SHO	CBO	SV	IP	H	R	ER	BB	SO	2B	3B	HR	BF	B/Avg	WP	HBP	BK	SFA	SHA
2020	1.08	1	0	7	0	0	0	0	0	8.1	3	1	1	1	13	0	0	1	29	--	0	0	0	0	0
2021	5.11	3	2	18	1	0	0	0	0	37.0	39	25	21	12	42	9	0	3	163	--	3	4	0	0	4
2022	5.31	2	0	17	1	0	0	0	1	39.0	37	27	23	20	26	9	1	5	172	.257	6	3	0	2	3
2023	2.84	0	0	6	0	0	0	0	0	6.1	3	3	2	8	5	1	0	1	32	.143	0	2	0	1	0
TOTAL	**4.67**	**6**	**2**	**48**	**2**	**0**	**0**	**0**	**1**	**90.2**	**82**	**56**	**47**	**41**	**86**	**19**	**1**	**10**	**396**	**--**	**9**	**9**	**0**	**3**	**7**

RIGHT-HANDED PITCHER

MICHAEL GARZA 52

CLASS: **Senior**
B/T: **R/R**
HOMETOWN: **Corpus Christi, Texas**
PREVIOUS SCHOOL: **Incarnate Word**

SEASON HIGH	CATEGORY	CAREER HIGH
6.0 at South Alabama, 2/26/23	Innings	8.0 at McNeese, 4/10/21
6 vs. Illinois, 3/26/23	Runs	9 at Houston Baptist, 4/29/22
6 vs. Illinois, 3/26/23	Earned Runs	8 at Houston Baptist, 4/29/22
3 vs. Ole Miss, 3/5/23	Walks	6 (2x) last at Texas, 3/18/22
5 vs. Omaha, 3/14/23	Strikeouts	10 (2x) last at McNeese, 5/19/22

CAREER STATISTICS (2019-22 at Incarnate Word)

Year	ERA	W	L	App	GS	CG	SHO	CBO	SV	IP	H	R	ER	BB	SO	2B	3B	HR	BF	B/Avg	WP	HBP	BK	SFA	SHA
2019	6.16	0	1	10	4	0	0	0	0	19.0	25	16	13	8	16	6	1	4	95	--	3	4	0	1	0
2020	4.34	1	2	8	3	0	0	0	0	18.2	18	11	9	4	23	2	2	1	80	--	4	3	1	0	3
2021	5.58	3	4	19	8	1	0	0	6	61.1	75	47	38	19	59	13	0	7	279	--	3	5	2	4	2
2022	5.79	5	5	13	13	0	0	0	0	73.0	83	53	47	26	81	14	3	8	325	--	2	4	1	3	2
2023	6.84	2	3	12	4	0	0	0	0	26.1	42	22	20	10	25	12	1	4	134	.344	8	1	1	0	1
TOTAL	**5.76**	**11**	**15**	**62**	**32**	**1**	**0**	**0**	**6**	**198.1**	**243**	**149**	**127**	**67**	**204**	**47**	**7**	**24**	**913**	**--**	**20**	**17**	**5**	**8**	**8**



RIGHT-HANDED PITCHER

JACE KAMINSKA 55

CLASS: **Junior**
B/T: **R/R**
HOMETOWN: **Caney, Kan.**
PREVIOUS SCHOOL: **Wichita State**

SEASON HIGH	CATEGORY	CAREER HIGH
7.0 (2x) last vs. Minnesota, 4/29/23	Innings	9.0 vs. Houston, 4/10/21
7 at Maryland, 5/6/23	Runs	7 (2x) last at Maryland, 5/6/23
7 at Maryland, 5/6/23	Earned Runs	7 (2x) last at Maryland, 5/6/23
2 (4x) last at Maryland, 5/6/23	Walks	4 (2x) last vs. UCF, 4/22/22
7 vs. Minnesota, 4/29/23	Strikeouts	12 at Houston, 4/1/22

CAREER STATISTICS (2021-22 at Wichita State)

Year	ERA	W	L	App	GS	CG	SHO	CBO	SV	IP	H	R	ER	BB	SO	2B	3B	HR	BF	B/Avg	WP	HBP	BK	SFA	SHA
2021	2.32	8	1	12	10	2	0	0	0	62.0	51	18	16	19	51	7	0	7	264	99.000	4	11	0	1	4
2022	5.49	3	9	15	12	0	0	0	0	78.2	80	52	48	29	86	17	1	7	345	99.000	5	8	0	5	4
2023	4.77	6	3	11	11	0	0	2	0	54.2	52	31	29	13	38	8	1	7	234	.241	3	4	0	0	1
TOTAL	**4.28**	**17**	**13**	**38**	**33**	**2**	**0**	**2**	**0**	**195.1**	**183**	**101**	**93**	**61**	**175**	**32**	**2**	**21**	**843**	**.847**	**12**	**23**	**0**	**6**	**9**



UTILITY

CHARLIE FISCHER 99

CLASS: **Senior**
B/T: **L/L**
HOMETOWN: **Edina, Minn.**
PREVIOUS SCHOOL: **Southern Miss**

SEASON HIGH	CATEGORY	CAREER HIGH
3 vs. Northern Colorado, 3/8/23	Hits	4 (2x) last at Rice, 5/2/21
3 (3x) last vs. Illinois State, 3/11/23	Runs	3 (4x) last vs. Illinois State, 3/11/23
1 (4x) last vs. Minnesota, 4/29/23	Doubles	2 (4x) last at Rice, 5/2/21
1 (2x) last vs. Northwestern, 4/16/23	Triples	1 (4x) last vs. Northwestern, 4/16/23
1 (4x) last vs. Northwestern, 4/16/23	Home Runs	1 (13x) last vs. Northwestern, 4/16/23
4 (2x) last vs. Northern Colorado, 3/7/23	RBI	4 (2x) last vs. Northern Colorado, 3/7/23
1 at Iowa, 4/22/23	Stolen Bases	Same

CAREER STATISTICS (2019-22 at Southern Miss)

Year	AVG	GP	GS	AB	R	H	2B	3B	HR	RBI	TB	SLG%	BB	HBP	SO	GDP	OB%	SF	SH	SB-ATT	PO	A	E	FLD%
2019	.182	9	1	11	0	2	1	0	0	1	3	.273	1	0	5	0	.250	0	0	0-0	0	0	0	.000
2020	.322	16	16	59	10	19	5	1	2	14	32	.542	7	2	12	0	.400	2	0	0-0	0	0	0	.000
2021	.304	55	53	171	29	52	11	0	7	37	84	.491	46	8	53	9	.467	2	0	0-0	0	0	0	.000
2022	.167	21	13	48	5	8	3	1	0	4	13	.271	6	4	20	1	.310	0	0	0-0	7	0	0	1.000
2023	.291	41	33	117	25	34	5	2	4	29	55	.470	16	6	40	1	.397	2	0	1-1	147	3	0	1.000
TOTAL	**.283**	**142**	**116**	**406**	**69**	**115**	**25**	**4**	**13**	**85**	**187**	**.461**	**76**	**20**	**130**	**11**	**.415**	**6**	**0**	**1-1**	**154**	**3**	**0**	**1.000**

LAST TIME A NEBRASKA HITTER HAD...

4 Hits in a Game: ..... Max Anderson (4) vs. Minnesota (4/29/23)
Consecutive 4-Hit Games:..... Ben Miller (4 & 4) vs. Maryland (4/8-9/17)
5 Hits in a Game: ..... Gunner Hellstrom (5) at Rutgers (4/21/18)
6 Hits in a Game: ..... Steve Edlefsen (6) vs. Iowa (4/11/06)

2 Hits in an Inning: ..... Josh Caron (2B/HR) vs. Minnesota (4/29/23)
2 Extra-Base Hits in an Inning: ..... Josh Caron (2B/HR) vs. Minnesota (4/29/23)

7 At Bats in a Game: ..... C. Chick/G. Everitt/M. Anderson (7) at Minnesota (5/7/22)
8 At Bats in a Game: ..... DJ Belfonte (8) at UL-Lafayette (15 inn.) (2/20/08)
9 At Bats in a Game: ..... P. Kelly/C. Christensen (9) vs. Northwestern (16 inn.) (3/29/13)

4 Runs in a Game:..... Cam Chick (4) at Ohio State (4/3/22)
5 Runs in a Game:..... Steve Edlefsen at Iowa (4/11/06)
6 Runs in a Game:..... Craig Moore vs. Chicago State (3/16/99)

3 Doubles in a Game:..... Casey Burnham (3) vs. Vanderbilt (3/3/23)

2 Triples in a Game: ..... Garrett Anglim (2) at UT Arlington (3/5/22)
2 Triples in Consecutive Games: ..... Blake Headley vs. Northern Colo. (3/10-11/15)

2 HRs in a Game: ..... Brice Matthews vs. North Dakota State (5/3/23)
3 HRs in a Game: ..... Garrett Anglim vs. Iowa (DH 1) (5/1/22)
2 HRs in an Inning: ..... C. Ledbetter/B. Fusilier vs. SDSU (4th inn.) (3/13/05)
HRs in Consecutive At Bats:..... Gabe Swansen vs. Northwestern (2) (4/16/23)
HRs in Consecutive Innings: ...Gabe Swansen vs. Northwestern (6th, 7th) (4/16/23)
Grand Slam: ..... Brice Matthews vs. Nicholls (3/17/23)
A Pinch-Hit Home Run: ..... Ty Roseberry vs. Purdue (4/6/19)
An Inside-the-Park Home Run: ..... Joe Acker vs. Rutgers (4/30/21)
An Inside-the-Park Grand Slam: ..... Jaxon Hallmark at Kansas State (4/2/19)
Led Off Game with Home Run (Away):..... Brice Matthews at Creighton (5/9/23)
Led Off Game with Home Run (Home):..... Brice Matthews vs. Illinois (3/25/23)
A Walk-Off Home Run to Win a Game:..... Steven Reveles vs. Loyola Marymount (3/11/16)
Had a Homer and a Win, Same Game:..... Ben Miller vs. Creighton (4/4/17)
Homered in First Career At-Bat: ..... Max Anderson vs. Purdue (3/5/21)
Homered in First Career Game: ..... Max Anderson vs. Purdue (3/5/21)
Freshman Homered in First Career Game: ...Max Anderson vs. Purdue (3/5/21)
Back-to-Back Multi-HR Games:..... Scott Schreiber vs. Penn State & at Creighton (5/15-17/16)
Homered in Three-Straight Games:..... Max Anderson (3) (at Maryland) (5/5-7/23)

Hit For the Cycle: ..... Steve Edlefsen at Iowa (4/11/06)

6 RBI in a Game: ..... Gabe Swansen vs. Northwestern (4/16/23)
7 RBI in a Game: ..... Josh Scheffert (7) at Ohio State (4/15/12)
8 RBI in a Game: ..... Adam Bailey (8) vs. Creighton (5/18/10)
9 or more RBI in a Game: ..... Craig Moore (10) vs. Chicago State (3/16/99)

10 or More Total Bases:..... Max Anderson (10) vs. Minnesota, (4/29/23)

4 Walks in a Game:..... Cam Chick (5) at Ohio State (4/3/22)
5 Walks in a Game:..... Cam Chick at Ohio State (4/3/22)

5 Strikeouts in a Game: ..... Kurt Farmer vs. UCLA (3/5/11)

3 Stolen Bases: ..... Jaxon Hallmark (3) at Rutgers (5/9/21)
4 Stolen Bases: ..... John Cole vs. Texas-San Antonio (2/26/00)
Stole Home: ..... Brice Matthews vs. Minnesota (4/29/23)
3 HBP in a Game:..... Core Jackson (3) at Indiana (4/24/22)

4 Sacrifice Bunts in Game:..... Andrew Sawyers vs. Kansas State, April 4, 1998 (NCAA Record)

LAST TIME A NEBRASKA PITCHER HAD...

An Individual No-Hitter - 9 Innings:..... Richard Geier vs. Kansas (4/20/54)
An Individual No-Hitter - 7 Innings:..... Anthony Kelley vs. Oklahoma (4/5/81)
Note: Nate Fisher pitched 8.0 no-hit innings on March 9, 2019 at Baylor (not complete game)

A Combined No-Hitter: ..... K. Kubat (5.0), T. Niederklein (2.1), D. Vogt (1.2) vs. Arkansas (4/16/13)

A 2-Hit Game (individual): ..... Matt Waldron vs. Michigan State (DH 1) (3/22/19)
A 1-Hit Game (individual): . Michael Mariot vs. Houston Baptist (Game 2) (3/13/10
A 1-Hit Game (combined):. Koty Frank (6.2), Tyler Martin (1.1), Braxton Bragg (1.0) vs. BYU (4/14/22)

Picked off Two Base Runners in an Inning:..... Aaron Bummer at The Citadel (3/1/14)

A Complete Game - 9 innings:.. Shay Schanaman vs. Northwestern State (3/5/22)
A Complete Game - less than 9 inn.:. Emmett Olson vs. Nicholls (7 Inn.) (3/17/23)
A Complete Game by a Freshman:..... Matt Waldron (9 inn.) vs. Penn State (5/14/16)
A Complete Game by a Freshman - 9 inn.: ..... Matt Waldron vs. Penn State (5/14/16)
Consecutive Complete Games - 9 inn.: . C. DeLeon vs. Ohio State & Minn. (4/4-12/14)

A Complete-Game Shutout - 9 Inn.: ..... Shay Schanaman vs. Northwestern State (3/5/22)
A Complete-Game Shutout - less than 9 inn.:.... Tom Lemke (7 inn.) vs. Oklahoma (3/28/10)
Consecutive Shutouts: ..... Shane Komine vs. Iowa State & at Texas (4/28-5/6/00)
A Complete-Game Shutout by a Freshman: ..... Matt Waldron vs. Penn State (5/14/16)

Immaculate Inning:..... Cade Povich vs. Michigan (1st Inning) (5/28/21)
A Three-Pitch Inning: ..... Colton Howell vs. Northwestern (4/19/14)

Hit 4 or More Batters in a Game: .... Matt Freeman (4) vs. No. Colorado (3/24/09)
Hit 5 or More Batters in a Game: ....Shane Komine (5) vs. Nicholls State (2/19/99)

10 Strikeouts in a Game:..... Will Walsh (11) vs. North Dakota State (3/28/23)
10+ Strikeouts in a Game:..... Will Walsh (11) vs. North Dakota State (3/28/23)
15+ Strikeouts in a Game:..... Joba Chamberlain (15) vs. New Mexico (2/25/05)

Struck out 4 Batters in an Inning: .... Michael Mariot (6th inn.) vs. Texas A&M (4/30/10)

Lost a Game Without Giving Up an Earned Run: .....Shay Schanaman vs. BYU (4/15/22)

LAST TIME NEBRASKA HAD...

25+ Runs:.....50 vs. Chicago State (3/16/99)
20+ Runs:.....21 at UC Riverside (2/15/99)
10 Runs in an Inning:.....11 at Baylor (1st) (2/14/20)

20+ Hits:.....20 vs. Northwestern (4/16/23)

Every Husker Starter Had a Hit:.....vs. Minnesota (4/29/23)
Every Husker Starter Scored a Run:.....vs. Northern Colorado (3/8/23)
Every Husker Starter Had a Hit and Scored a Run:..vs. No. Colorado (3/8/23)

0 Strikeouts on Offense:.....vs. UNLV (3/30/14)

0 Walks on Offense:.....vs. TCU (2/27/22)

10+ Doubles:.....vs. Creighton (11) (5/18/10)
9+ Doubles:.....vs. Creighton (11) (5/18/10)
8+ Doubles:.....vs. Vanderbilt (8) (3/3/23)
7+ Doubles:.....vs. Vanderbilt (8) (3/3/23)
3 Consecutive Doubles:.....M. Waldron, J. Acker, M. Hagge at Cal Poly (3/25/17)

3 Triples:.....at UT Arlington (3) (3/5/22)

9 HRs:.....vs. Chicago State, March 16, 1999
7 HRs:.....vs. Northwestern (4/16/23)
6 HRs:.....vs. Northwestern (4/16/23)
5 HRs:.....vs. Northwestern (4/16/23)
Back-to-Back Homers:.....M. Anderson/G. Swansen (3rd inn.) at Maryland (5/5/23)
3 Consecutive Homers:.....J. Dalton/D. Erstad/D. Dukart vs. Iowa State (5/15/94)
2 Homers in an Inning:.....C. Evans/B. Matthews (3rd inn.) vs. NDSU (5/3/23)
3 Homers in an Inning:.M. Anderson/G. Swansen/E. Cervantes (3rd inn.) at Maryland (5/6/23)

3 Triples:.....at UT Arlington (3) (3/5/22)

2 Grand Slams in a Game:.....Dan Wright/Jeff Leise vs. Western Illinois (4/19/00)
Grand Slams in Back-to-Back Games:.....M. Anderson/L. Sartori at Ohio State (4/2-3/22)

10+ Stolen Bases:.....10 vs. Peru State (5/6/96)
7+ Stolen Bases:.....7 vs. Kansas State (4/26/22)

Rallied from a 10-run deficit:.....vs. North Dakota (Trailed 10-0, won 11-10) (3/30/10)
Rallied from a deficit of 7 runs/greater:....vs. Ohio State (Trailed 9-2, won 11-9) (5/22/21)
Rallied from a deficit of 6 runs/greater:....vs. Ohio State (Trailed 9-2, won 11-9) (5/22/21)
Rallied from a deficit of 5 runs/greater:.....vs. Ohio State(Trailed 9-2, won 11-9) (5/22/21)

Was shut out – General:.....at Iowa (8-0) (4/22/23)
Was shut out – At Home:.....vs. Iowa (1-0) (4/29/22)
Was shut out – On the Road:.....at Iowa (8-0) (4/22/23)

Held to 2 or fewer hits:.....2 vs. Iowa (4/29/22)

Swept a Conference Series:.....vs. Northwestern (3-0) (4/14-16/22)
Were Swept in a Conference Series:.....at Iowa (3-0) (4/21-23/23)
Were Swept in a Conference Series at Home. Rutgers (0-3), April 8-10, 2022

Allowed 2 hits or less:.....at Michigan (10 inn.) (4/7/23)
Walked 10+:.....at Maryland (11) (5/7/23)
Walked 15+:.....Wichita State (17) (3/18/16)

Struck out 15+ Batters:.....vs. North Dakota State (16 in 9 inn.) (3/28/23)
Struck out 30+ in a 3-Game Series:.....at Michigan (31 in 3 games) (4/7-9/23)

Walk-Off Win:.....Griffin Everitt, 6-5 vs. Omaha (9 inn.) (3/14/22)
2-Straight Walk-Off Wins:.....Pat Kelly (Illinois) & Tanner Lubach (Ohio St.) (3/17-21/14)

2-Straight Complete Games:.....Chance Sinclair & Aaron Bummer (Ohio State) (4/4-5/14)
3-Straight Complete Games:.....C. DeLeon, C. Sinclair & A. Bummer (Ohio St.), (4/4-6/14)

A Player Ejection:.....Michael Pritchard vs. UC Irvine (DH 1) (3/15/14)
A Head Coach Ejection:.....Will Bolt at San Diego (2/19/23)
An Assistant Coach Ejection:.....Eric Newman vs. Kansas (4/20/08)

Turned a Triple Play:.....vs. Northern Colorado (3/27/07)
Had a Triple Play Turned Against:.....vs. Michigan State (5/13/17)

7 Errors in a Game:.....vs. Kansas State (3/11/97)
6 Errors in a Game:.....vs. Michigan (6) (5/25/19)
5 Errors in a Game:.....vs. Michigan (6) (5/25/19)

Scored in every inning (9 inn.):.....vs. Texas Tech (W, 12-8) (5/23/02)
Lost a game without giving up an earned run:.....vs. BYU (Lost 3-2) (4/25/22)

LAST TIME A NEBRASKA OPPONENT HAD...

4 Hits in a Game:.....Matt Woods (5) at Maryland (5/7/23)
5 Hits in a Game:.....Matt Woods (5) at Maryland (5/7/23)

7 RBI in a Game:.....Nick Lorusso (8) at Maryland (5/7/23)

Hit for the Cycle:.....Parker Coddou vs. Nicholls (3/19/23)

2 Home Runs:.....Nick Lorusso at Maryland (5/7/23)
3 Home Runs:.....Jeff Larish at Arizona State (6/21/05)
3 Home Runs in a Series:.....Nick Lorusso at Maryland (5/5-7/23)

A Grand Slam:.....Nick Lorusso at Maryland (5/7/23)
2 Grand Slams in a Game:.....at Wichita State (3/2/18)
3 Grand Slams in a Series:.....at Wichita State (3/2-4/18)

Back-to-Back Homers:...M. Frey/J. Obertop/T. Burton/T. Flores (5th inn.), vs. Michigan (3/25/22)
Back-to-Back-to-Back Homers:.....Michigan (5th inn.) (3/25/22)
Back-to-Back-to-Back-to-Back Homers:.....Michigan (5th inn.) (3/25/22)
A Walk-Off Homer:.....Eli Wilson at Minnesota (3/29/19)
Team Hit 9 HR in a Game:.....at Missouri (4/1/98)

10+ Runs in an Inning:.....Rutgers (10 in the 7th) (4/10/22)

20+ Hits in a Game:.....at Maryland (20) (5/7/23)

Stole Home:.....Bobby Whalen, at Indiana (4/23/22)

A One-Hitter:.....Matt Smith, Oklahoma State (4/24/98)
A No-Hitter:.....Jim Maddock, Missouri (13-0) (5/3/81)

A Complete Game (9 innings):.....Adam Mazur, vs. Iowa (4/29/22)

10 Strikeouts in a Game:.....Isaiah Coupet (14) at Ohio State (4/1/22)

Walk-Off Win:.....at Creighton, 6-5 (Wild Pitch in 9th) (3/21/23)
Two Walk-Off Wins in a Series:.....at Minnesota [Games 1 (HR) & 3 (WP)] (3/29-31/19)

7 Errors in a Game:.....vs. Northwestern (7) (3/31/13)

0
Cayden Brumbaugh
So. • INF

1
Luke Jessen
So. • OF

2
Casey Burnham
Gr. • OF

4
Max Anderson
Jr. • INF

5
Josh Caron
So. • C

8
Shay Schanaman
Gr. • RHP

9
Efry Cervantes
Sr. • INF

10
Ben Columbus
Jr. • C

11
Daniel Young
RJr. • OF

12
Cole Evans
Jr. • OF

13
Mikey Pauley
Fr. • INF

14
Brice Matthews
Jr. • INF

15
Dylan Carey
Fr. • INF

16
Griffin Everitt
Sr. • C

17
Hayden Lewis
Fr. • OF

18
Garrett Anglim
RSo. • OF

19
Kyle Perry
Gr. • LHP

21
Luke Sartori
Sr. • OF

23
Bryce Hughes
Jr. • INF

24
Caleb Clark
Fr. • LHP

25
Drew Christo
So. • RHP

27
Jake Bunz
Sr. • LHP

28
Blake Mozley
Jr. • INF

30
Will Walsh
RSo. • 1B/LHP

32
CJ Hood
So. • RHP

33
Jackson Brockett
So. • LHP

34
Brett Sears
Jr. • RHP

36
Brandon Lundquist
Fr. • RHP

38
Emmett Olson
Jr. • LHP

39
Corbin Hawkins
So. • RHP


41
JC Gutierrez
Fr. • LHP

42
Jalen Worthley
Fr. • LHP

43
Austin Berggren
Fr. • RHP

44
Gabe Swansen
So. • OF

46
Zach Johnson
Jr. • C

48
Sam Novotny
Fr. • RHP

49
Will Rizzo
RFr. • RHP

51
Mason Ornelas
Gr. • RHP

52
Michael Garza
Gr. • RHP

54
Trey Frahm
Jr. • RHP

55
Jace Kaminska
Jr. • RHP

99
Charlie Fischer
Gr. • UTIL

Will Bolt
Head Coach

Jeff Christy
Assistant Coach

Lance Harvell
Assistant Coach

Danny Marcuzzo
Volunteer Assistant