

NEBRASKA BASEBALL

3 CWS Appearances | 17 NCAA Regional Appearances | 12 Conference Champions | 103 MLB Draft Picks

2023 Official Game Notes | Huskers.com | Contact: Jared Meister • jmeister@huskers.com • (402) 472-7781

2023 SCHEDULE/RESULTS

Overall Record	21-11-1
Big Ten Record	7-2
at Hawks Field	10-3
Road Games	6-6-1
Neutral Games	5-2
Streak	W3
Last 10 Games	7-3

Date	Opponent	Time (CT)/Result
2/17	at San Diego	L, 7-3
2/18	at San Diego	L, 5-3
2/19	at San Diego	L, 10-9
2/20	at San Diego	T, 16-16 (7 inn.)
2/24	at South Alabama	W, 5-4
2/25	at South Alabama	W, 15-3
2/26	at South Alabama	W, 9-3
3/3	vs. No. 7 Vanderbilt^	W, 5-3
3/4	vs. Hawaii^	W, 12-3
3/5	vs. No. 4 Ole Miss^	L, 14-5
3/7	NO. COLORADO	W, 12-1 (7 inn.)
3/8	NO. COLORADO	W, 14-3 (7 inn.)
3/10	ILLINOIS STATE	W, 8-3
3/11	ILLINOIS STATE	W, 12-0
3/12	ILLINOIS STATE	CANCELED
3/14	OMAHA	L, 10-6
3/17	vs. Nicholls (DH)%	W, 2-1 (7 inn.)
3/17	vs. Nicholls (DH)%	W, 17-1
3/19	vs. Nicholls (DH)%	L, 10-7
3/21	at Creighton	L, 6-5
3/24	ILLINOIS*	W, 8-4
3/25	ILLINOIS*	W, 8-3
3/26	ILLINOIS*	L, 10-7
3/28	NORTH DAKOTA STATE	W, 4-1
4/1	vs. Texas A&M-CC	W, 12-1 (8 inn.)
4/1	at Abilene Christian	L, 5-3
4/4	at Kansas State	W, 6-1
4/7	at Michigan*	W, 3-1 (10 inn.)
4/8	at Michigan*	L, 8-6
4/9	at Michigan*	W, 11-3
4/11	OMAHA	L, 6-5 (10 inn.)
4/14	NORTHWESTERN*	W, 8-3
4/15	NORTHWESTERN*	W, 9-2
4/16	NORTHWESTERN*	W, 18-5
4/18	CREIGHTON	SUSPENDED IN 7TH
4/21	at Iowa*	6:05 PM
4/22	at Iowa*	2:05 PM
4/23	at Iowa*	1:05 PM
4/25	at Omaha	7 PM
4/26	SOUTH DAKOTA STATE	6:05 PM
4/28	MINNESOTA*	7:05 PM
4/29	MINNESOTA*	2:05 PM
4/30	MINNESOTA*	1:05 PM
5/3	NORTH DAKOTA STATE	6:05 PM
5/5	at Maryland*	5:30 PM
5/6	at Maryland*	1 PM
5/7	at Maryland*	12 PM
5/9	at Creighton	7 PM
5/12	PENN STATE*	6:05 PM
5/13	PENN STATE*	6:05 PM
5/14	PENN STATE*	11:05 AM
5/18	at Purdue*	5 PM
5/19	at Purdue	5 PM
5/20	at Purdue*	1 PM
5/23-28	Big Ten Tournament (Omaha, Neb.)	

Home games = Red all caps

* Big Ten games

^ Cambria Classic in Minneapolis (U.S. Bank Stadium)

% Played in Manhattan, Kan.

APRIL 21-23 • DUANE BANKS FIELD • IOWA CITY, IOWA



NEBRASKA HUSKERS

Record 21-11-1 (7-2 Big Ten)
Ranking.....NR
Head Coach.....Will Bolt
Career Record 85-63-1 (4th Year)
Record at NebraskaSame



IOWA HAWKEYES

Record 26-10 (4-5 Big Ten)
Ranking.....NR
Head Coach.....Rick Heller
Career Record ..992-750-4 (36th Year)
Record at Iowa... 302-185 (10th Year)

MATCHUPS AT A GLANCE

NEB	OFFENSE	IOWA	NEB	PITCHING/DEF.	IOWA
.316	Batting.....	.287	4.44	ERA.....	4.39
.556	Slugging.....	.467	284.0	IP.....	309.1
.407	On-Base Pct.....	.413	1	CGs.....	0
.75	Doubles.....	.88	5	Saves.....	5
10	Triples.....	6	276/107	K/BB.....	381/180
61	Home Runs.....	39	.230	OBA.....	.219
128	Walks.....	204	22	Errors.....	25
40-52	SB-SBA.....	62-71	14	Double Plays.....	31

PROBABLE PITCHERS

FRI: NEB LHP Emmett Olson (5-1, 3.35 ERA) vs. IOWA RHP Brody Brecht (3-2, 3.20 ERA)

SAT: NEB RHP Jace Kaminska (5-2, 3.98 ERA) vs. IOWA RHP Marcus Morgan (1-1, 5.34 ERA)

SUN: TBD vs. IOWA RHP Ty Langenberg (3-2, 4.87 ERA)

GAME COVERAGE

Date	First Pitch	TV/Stream	Radio	Live Stats
4/21	6:05 PM	B1G+	Huskers Radio Network	huskers.com
4/22	2:05 PM	B1G+	Huskers Radio Network	huskers.com
4/23	1:05 PM	B1G+	Huskers Radio Network	huskers.com

WHAT'S INSIDE

Season Notes	2-4
Head coach Will Bolt.....	5-6
2023 Roster	7
Around the Big Ten	8
Lineups	9-10
Game Results.....	11
Overall Stats	12
Big Ten Stats.....	13
Home Stats.....	14
Road/Neutral Stats	15
Last Series Stats.....	16
Last Five Games Stats.....	17
Last 10 Games Stats.....	18
Team Game by Game.....	19-20
Individual/Team Game Highs	21
Hitting Stats.....	22
Home Runs	23
Miscellaneous Stats	24
Pitching Stats.....	25
Career Pitching Appearances.....	26-29
Player Pages	30-42
The Last Time	43-44
TV/Radio Roster.....	45

NUMBERS TO KNOW

2 Nebraska and Virginia are the only two teams in the country with two everyday starters hitting at least .400 on the season.

3 With seven home runs vs. Northwestern on Sunday, the Huskers became the third team to homer seven times in a game against a Power Five opponent in 2023, joining Miami and Texas State.

8 Through 33 games, the Nebraska offense sits eighth nationally with a .556 slugging percentage.

10 With Brice Matthews (13), Max Anderson (13) and Gabe Swansen (10) leading the home run barrage this season, the Huskers have three players with 10-plus homers for the first time since 2005.

14 With 186 career hits, Max Anderson is 14 hits shy of becoming the 27th Husker in program history to reach the 200-hit mark in his career at Nebraska.

QUICK FACTS

General Information

Location Lincoln, Neb.
Population 298,126
Enrollment 25,390
Founded 1869
Nickname Cornhuskers, Huskers
Colors Scarlet and Cream
Affiliation NCAA Division I
Conference Big Ten
President Walter "Ted" Carter Jr.
Chancellor Ronnie D. Green
Athletic Director Trev Alberts

Coaches and Staff

Head Coach Will Bolt
Alma Mater Nebraska, 2003
NEB Record 85-63-1 (4th Year)
Career Record Same
Assistant Coach Jeff Christy
Alma Mater Nebraska, 2008
Assistant Coach Lance Harvell
Alma Mater Texas A&M, 2006
Volunteer Assistant Danny Marcuzzo
Alma Mater Western Illinois, 2012
Director of Operations Curtis Ledbetter
Dir. of Player Development Rob Childress
Strength Coach Bryce Siecko
Athletic Trainer Tanner Fowler

Baseball History

Season of Nebraska Baseball in 2023 117th
First Season of Nebraska Baseball 1889
All-Time Record 2,312-1,689-18 (.577)
All-Time Conference Record 901-842-2 (.516)
All-Time NCAA Tournament Record 36-35 (.507)
Conference Regular Season Titles 8
Conference Tournament Titles 4
NCAA Tournament Appearances 17
Super Regionals Appearances 4
College World Series Appearances 3
All-America Certificates 105
First-Team All-America Certificates 48
Freshman All-America Certificates 36
CoSIDA Academic All-Americans 21
All-Big Ten Selections (Since 2012) 42
Perfect Games Thrown 2 (1954, 1980)
No-Hitters Thrown .. 7 (3 Individual, 4 Combined)
Huskers Who Have Played in the MLB 37

Hawks Field at Haymarket Park

Capacity 8,486
First Season 2002
All-Time Record 403-161-1
Playing Surface Kentucky Bluegrass
Dimensions 335 (LL); 403 (LC); 395 (CF); 400 (RC); 325 (RL)

Team Information

Letterwinners Returning/Lost 19/15
Position Starters Returning/Lost 5/3
Pitchers Returning/Lost 10/10
Newcomers 23 (9 Freshmen)
Overall Record 0-0
Big Ten Record 0-0

Communications Information

Baseball Contact Jared Meister
Email jmeister@huskers.com
Phone (402) 472-7781
Fax (402) 472-2005
Ticket Office ... 1-800-8 BIG RED or (402) 472-3111
Ticket Website Huskers.com/Tickets
Radio Huskers Radio Network

SEASON NOTES

Follow the Game

- All three games of this weekend's series between the Huskers and Hawkeyes can be seen on B1G+.
- Fans can also listen to Ben McLaughlin and Logan Foster call this weekend's action on the Huskers Radio Network. The games on Friday and Sunday can be heard on KLIN (1400 AM, 99.3 FM) in Lincoln and KXSP (590 AM) in Omaha, while Saturday's game will be carried on 105.3 The Bone.
- Every game this season can be heard for free on Huskers.com and the Official Nebraska Huskers App for both iOS and android devices.

Nebraska vs. Iowa

- Nebraska and Iowa are locked in a series split through 46 all-time meetings on the baseball diamond.
- The Huskers and Hawkeyes have played 26 times since the Big Red joined the Big Ten, with Iowa holding a 16-10 advantage.
- Nebraska is 6-9 through 15 games in Iowa City against Iowa as Big Ten foes.

2-For-.400

- Nebraska is one of two teams nationally with two everyday starters hitting at least .400 this season at the plate, joining Virginia.
- Anderson is hitting .417 with 13 doubles, two triples, 13 homers, 45 RBI and 29 runs, while Matthews is adding nine doubles, two triples, 13 home runs, 53 RBI and 41 runs with a .409 hitting clip.

Anderson, Matthews Join Elite Company

- Through April 19, Max Anderson and Brice Matthews are two of the six players nationally hitting at least .400 at the plate with 13-plus home runs and 45 or more RBI this season.

Category	Avg.	HR	RBI
Charlie Condran (Georgia)	.444	17	53
Ethan Petry (South Carolina)	.424	18	56
Max Anderson (Nebraska)	.417	13	45
Gavin Kash (Texas Tech)	.415	19	66
Brice Matthews (Nebraska)	.409	13	53
Josh Rivera (Florida)	.400	14	52

Trio of Huskers Reach 10-HR Mark

- Through 33 games, Max Anderson, Brice Matthews and Gabe Swansen have reached double-digit home-run totals with 13, 13 and 10 homers, respectively.
- With the 36 combined home runs from the trio of Huskers, the Huskers have three players with 10-plus homers for the first time since Alex Gordon (19), Curtis Ledbetter (13) and Brandon Fusilier (12) in 2005.
- NU's leader in home runs has finished with 10 in each of the last two seasons, while Scott Schreiber's 18 homers in the 2018 campaign is the last time a Husker surpassed the 10-homer mark for the whole season.

Category	Players with 10+ HR
2023	M. Anderson (11), B. Matthews (10)
2010	A. Bailey (18), C. Asche (10)
2008	J. Opitz (11), M. Abeita (10)
2006	L. Gorsett (15), B. Buckman (14)
2005	A. Gordon (19), C. Ledbetter (13), B. Fusilier (12)
2003	M. Hopper (22), C. Ledbetter (13)
2002	J. Morris (23), J. Leise (12)
2001	D. Johnson (25), M. Hopper (12), J. Cole (11)
2000	D. Johnson (21), M. Hopper (21), J. Cowan (10)

Burnham on Base

- Playing predominantly in the No. 9 spot in the lineup and most recently the No. 2 spot through 25 starts, Casey Burnham is third on the team with a .452 on-base percentage.
- Burnham's ability to get on base in different ways has been a key component to Brice Matthews' team-leading 53 RBI this season from the leadoff spot.
- The Kansas transfer is hitting .329 with eight doubles, a triple, a home run, six walks and 13 hit-by-pitches, while third on the team with 27 runs scored.

Huskers Boast Top Improved Offense

- With its improved offensive production, the Huskers are the only school in the country to rank among the 10 most-improved offenses in batting average, slugging percentage, scoring, doubles per game and home runs per game from the 2022 season to the 2023 season.
- Only two other teams - Northeastern (CAA) and VMI (SoCon) - rank among the 10 most-improved offenses in four of those five categories. The closest a Power Five program comes to matching Nebraska's improvement is South Carolina (SEC) and Florida (SEC), who each rank among the nation's 10 most-improved offenses in three of the five categories.

Category (Rank)	2023	2022	Diff.
Batting Average (2nd)	.316	.252	.064
Scoring (7th)	8.3	5.8	2.5
Slugging Pct. (3rd)	.556	.400	.156
Doubles/Game (9th)	2.27	1.49	0.78
Home Runs/Game (4th)	1.85	0.96	0.89

Huskers Ride Rare 14-Game Home Run Streak

- Nebraska enters this weekend at Iowa having homered in 14 consecutive games.
- The 14-game stretch surpassed a 12-game streak set earlier this season, which was snapped against Illinois State.
- The 14-game streak is the longest single-season streak in program history since 1998, where the Big Red homered in 21 consecutive games.
- NU has totaled 31 homers in the 14-game stretch, including four games with three-plus home runs.

Shutting 'em Down From the Pen

- Over the course of the last 11 games, the Nebraska bullpen has pitched 50.1 strong innings and picked up a pair of saves.
- In the 11-game stretch, the NU relievers have posted a 1.97 ERA and allowed 11 earned runs, while stifling opponents to a .181 batting average.
- The Husker bullpen has allowed just five extra-base hits (three doubles and two home runs) while striking out 55 batters and walking 17 in the last 11 games.

Big Red Among the National Leaders

- Through April 19, the Huskers rank among the Big Ten leaders and are top 50 nationally in 15 statistical categories, including eight in the top 25.

Category	Value	B1G	NCAA
Batting Average	.316	1st	16th
Doubles/Game	2.27	2nd	30th
Earned Run Average	4.44	2nd	42nd
Fielding Percentage	.981	1st	11th

Hit by Pitch	60	4th	39th
Hits Allowed/9 inn.	7.76	2nd	20th
Home Runs	61	2nd	25th
Home Runs/Game	1.85	2nd	15th
On-Base Percentage	.407	4th	41st
Scoring	8.3	2nd	32nd
Slugging Percentage	.556	1st	8th
Strikeout-to-Walk Ratio	2.58	1st	31st
Triples/Game	0.30	4th	49th
WHIP	1.24	1st	9th
Walks Allowed/9 inn.	3.39	1st	18th

Matthews on Brooks Wallace Award Watch List

- Junior Brice Matthews was named to the 2023 Brooks Wallace Award Watch List, the College Baseball Foundation announced this week.
- The award honors the nation's top shortstop and will be presented by the College Baseball Foundation later this year. It is named for Texas Tech shortstop Brooks Wallace, who played for the Red Raiders from 1977 to 1980.
- Matthews is hitting .409 with nine doubles, two triples, 13 home runs, 53 RBI and 41 runs scored this season. The junior has reached base in all 33 games this season and ranks 10th nationally in RBI and 13th with a .819 slugging percentage.

Big Red Blasts

- Nebraska has been leaving the yard at an impressive rate this season with 61 long balls through 33 games, which ranks 20th nationally heading into Tuesday night against Creighton.
- So far this season, 12 different players have gone deep for the Big Red. 11 of those 12 players have hit multiple homers, led by Max Anderson (13), Brice Matthews (13) and Gabe Swansen (10).
- NU has homered in 16 of its last 17 games, including 14 in a row, and has gone deep multiple times in 15 games this season.

Matthews a Constant on the Bases

- Brice Matthews has been a constant on the base paths for the Huskers recently. Matthews comes into the weekend having reached base safely in 36 consecutive games. The junior had a 13-game hit streak snapped earlier this month at Michigan.
- Matthews has reached base safely in all 33 games this season, which is the longest reached base streak in a single-season by a Husker since Michael Pritchard's streak of 42 games in 2013.

Huskers Appear in D1Baseball Power Rankings

- With six weeks in the book and more than a third of the way through the 2023 college baseball season, D1Baseball updated its player power rankings.
- Four Huskers earned recognition in the player rankings, led by Max Anderson as the third-ranked second baseman.
- Brice Matthews checked in as the No. 8 shortstop, while Jace Kaminska and Emmett Olson were ranked the No. 56 and No. 65 starting pitchers, respectively.

Five Huskers Among the Top 50 in the Country

- As of April 16, five Huskers rank among the top 50 nationally in individual offensive and pitching statistics.

Category	Value	B1G	NCAA
<u>Max Anderson</u>			
Batting Average	.417	2nd	21st
Hits	58	2nd	26th
Hits/Game	1.76	1st	8th

Home Runs	13	2nd	36th
Home Runs/Game	0.39	1st	30th
Runs Batted In	45	3rd	36th
RBI/Game	1.36	3rd	28th
Slugging Percentage	.820	1st	13th
Total Bases	114	2nd	10th

Brice Matthews

Batting Average	.409	3rd	35th
Hits/Game	1.58	4th	41st
Home Runs	13	2nd	36th
Home Runs/Game	0.39	1st	30th
On-Base Percentage	.503	1st	42nd
Runs Batted In	53	2nd	11th
RBI/Game	1.61	2nd	6th
Runs/Game	1.24	4th	50th
Slugging Percentage	.819	2nd	14th
Total Bases	103	3rd	32nd

Casey Burnham

Hit by Pitch	13	2nd	27th
Hit by Pitch/Game	0.46	1st	10th
Sacrifice Bunts	6	2nd	37th
Sacrifice Bunts/Game	0.21	1st	29th

Emmett Olson

Complete Games	1	1st	16th
Games Started	9	2nd	21st
Hits Allowed/9 inn.	5.70	2nd	24th
WHIP	0.93	1st	13th

Extra-Base Hits Fuel NU Offense

- Through 33 games this season, the NU offense is hitting .316 with 75 doubles, 10 triples, 61 home runs and a .556 slugging percentage.
- In 53 games last season, the Huskers totaled 79 doubles, 51 homers and a .400 slugging percentage.

#ProBigRed: Huskers in the Pros

- Nebraska tied for the second-most active MLB players on an MLB Opening Day Roster, as Jake Meyers (Astros) and Aaron Bummer (White Sox) represented the Big Red.
- Meyers is coming off a World Series title last season after hitting .227 with a home run and 15 RBI for Houston, while Aaron Bummer was 2-1 with two saves and a 2.36 ERA in 32 relief appearances for the White Sox in 2022.
- Along with Meyers and Bummer, the Huskers have eight former players currently playing at the minor league level.

Player (Organization)	Level
Jake Meyers (Astros)	MLB
Aaron Bummer (White Sox)	MLB
Matt Waldron (Padres)	Triple-A
Nate Fisher (White Sox)	Triple-A
Cade Povich (Orioles)	Double-A
Jake McSteen (Braves)	Double-A
Scott Schreiber (Astros)	Double-A
Cam Wynne (Phillies)	High-A
Aaron Palensky (Yankees)	High-A
Spencer Schwellenbach (Braves)	Single-A

Huskers Slug Seven Multi-Homer Games in 2023

- Through mid-April, five Huskers have totaled seven multi-homer games for the Big Red this season.
- Josh Caron, Cole Evans and Brice Matthews have each homered twice in a game once this season, while Max Anderson and Gabe Swansen have compiled two multi-homer games this season.
- Since 2000, NU has had 76 individual multi-homer games, including a season-high eight

times in 2000, 2001 and 2005. The five set this year are the most since having six multi-homer games in 2006.

Year	Ind. Multi-HR Games
2023	7
2022	3
2021	2
2020	1
2019	1
2018	3
2016	4
2015	1
2011	2
2010	2
2009	3
2008	1
2006	6
2005	8
2004	1
2003	7
2002	6
2001	8
2000	8

Huskers by Month in 2023

	Feb.	March	April	May
Records	3-3-1	11-5	7-3	---
Runs	60	132	81	---
Runs/Game	8.6	8.3	8.1	---
Opp. Runs/Game	6.9	4.6	3.5	---
Hits	76	178	111	---
Hits/Game	10.9	11.1	11.1	---
ERA	5.86	4.54	3.34	---
Strikeouts	41	150	85	---
Strikeouts/Game	5.9	9.4	8.5	---

Big Red Notch 400th Win at Hawks Field

- Playing in their 22nd season at Hawks Field, Nebraska recorded its 400th win all-time at the ballpark.
- The Huskers improved their record to 400-160-1 at the home ballpark after posting a 4-1 victory over North Dakota State on Tuesday night.
- NU hasn't had a losing season at home in each of the last 21 seasons.

Schanaman Closing in on All-Time Charts

- Senior Shay Schanaman returned to the bullpen for the Huskers after spending the last two seasons in NU's starting rotation.
- Schanaman is three appearances away from tying Jarod Beringer (1996-99) and John Lepley (1985-88) for 10th-best in program history and is three strikeouts short of Josh Bullock (1990-92) in seventh.

All-Time Appearances

1. Jeff Chesnut (2013-16)	92
2. Steve Hale (1999-03)	87
3. Casey Hauptman (2008-11)	82
4. Brett Jensen (2004-06)	80
5. Dylan Vogt (2010-13)	79
6. Erik Bird (2006-09)	78
Jeff Anderson (1981-84)	78
8. Zach Herr (2006-08)	74
9. Jonas Armenta (1994-97)	73
10. Jarod Beringer (1996-99)	70
John Lepley (1985-88)	70

All-Time Strikeouts

1. Shane Komine (1999-02)	510
2. Johnny Dorn (2005-08)	298
3. Mike Zajeski (1988-92)	289
4. Matt Waldron (2016-19)	253
5. John Lepley (1985-88)	233
6. Joba Chamberlain (2005-06)	232

7. Josh Bullock (1990-92)	225
8. Shay Schanaman (2019-Pres.)	220
9. Bob Sebra (1981-83)	212
10. Jamie Rodrigue (2000-03)	200

Superb Southpaw

- Friday night starter Emmett Olson has led the NU pitching staff through nine starts this season.
- Olson is 5-1 with a 3.35 ERA and 56 strikeouts in 53.2 innings of work while limiting opponents to a .181 batting average.
- The junior had a career-high 10 strikeouts in a seven-inning outing against Illinois to pick up his fourth win of the season.

Burnham Ties School Record

- Casey Burnham went 3-for-4 at the plate with three doubles, an RBI and a run in NU's 5-3 upset win over No. 7 Vanderbilt at the Cambria College Classic on Friday.
- With three doubles, Burnham became the 22nd player in school history to tie the school record.
- The last Husker with three doubles in a game was Joe Acker on April 9, 2021 vs. Maryland.

Nebraska Topples First Top-10 Foe Since 2019

- The Huskers opened play at the Cambria College Classic with a 5-3 win over No. 7 Vanderbilt on Friday, March 3.
- The win over the seventh-ranked Commodores was Nebraska's first regular-season win over a top-10 ranked foe since the Big Red had a 2-1 win over No. 3 Texas Tech on March 1, 2019.

Nebraska Plays to Rare Tie

- Nebraska's season-opening series at San Diego resulted in a 16-16 tie in seven innings on Monday due to travel considerations for the Huskers' return trip to Lincoln.
- Monday's tie was the 18th in program history and the fifth since 1976. The last tie came in the series finale at Indiana in 2017.
- The 16 runs in the tie are the most the Huskers have scored in a game that didn't result in a win since a 17-16 loss at Oklahoma in 1996.

Caron Named to Buster Posey Award Watch List

- NU catcher Josh Caron was one of 65 catchers named to the Buster Posey Award Watch List, the Greater Wichita Area Sports Commission announced last week.
- The Sun Prairie, Wis., native is batting .321 with four doubles, three home runs, nine RBI and 11 runs in 13 starts this season.
- The Buster Posey Award honors the top Division I catcher in college baseball. Semifinalists will be announced on May 22, with the finalists announced on June 6. All finalists will be brought to Wichita and the winner will be announced on June 29.

Transfer Class Receives National Recognition

- The Huskers were recognized in September by Baseball America with the 24th-ranked transfer class in Division I baseball.
- The class features Jace Kaminska (RHP, Wichita State), Charlie Fischer (1B/DH, Southern Miss), Michael Garza (RHP, Incarnate Word), Casey Burnham (OF, Kansas), Cayden Brumbaugh (OF, Oklahoma State) and Will Rizzo (RHP, Texas A&M).

Mining the Junior College Ranks

- Of the 42 Huskers on this year's team, 12 Huskers spent time playing at least one season at the junior college level.
- Two players hail from Hutchinson CC, while South Mountain CC, Wharton County JC, Tyler JC, Parkland College, Kansas City CC, Alvin CC, Johnston County CC, Iowa Central CC, Southeast CC and College of Southern Nevada all had one Husker come through their respective programs.

Stars in the Making

- Nebraska has seven players ranked in D1Baseball's Top MLB Draft Prospects and Impact Freshmen rankings in the Big Ten.

Top Big Ten Prospects - 2023 Draft Eligible

- Max Anderson - No. 7
- Emmett Olson - No. 11
- Brice Matthews - No. 14
- Jace Kaminska - No. 17

Top Big Ten Prospects - 2024 Draft Eligible

- Josh Caron - No. 9

Top 20 Impact Freshmen List

- Dylan Carey - No. 7
- Caleb Clark - No. 10

Three Huskers in D1Baseball Position Rankings

- Nebraska had three players listed in D1Baseball's Preseason Player Rankings released throughout the month of January.
- Max Anderson checked in at No. 10 in the top 50 second basemen after hitting .295 with 12 doubles, three triples, 10 home runs and 46 RBI as a sophomore last season.
- Emmett Olson and Jace Kaminska were ranked No. 46 and 98, respectively, in the list of the top 200 starting pitchers. Olson was 3-3 last season with a 2.86 ERA and .238 opposing batting average, while Kaminska compiled 86 strikeouts and limited hitters to a .267 batting average in 78.2 innings.

Olson Dons the Stars and Stripes

- Junior Emmett Olson accepted an invitation and participated in the 2022 USA Baseball Collegiate National Team Training Camp last summer, which featured 48-50 of the premier non-draft eligible collegiate players.

NU Pitching Success under Jeff Christy

- Assistant coach Jeff Christy has had the NU pitching staff among the Big Ten leaders in his three seasons with the Huskers.
- Excluding the shortened 2020 campaign due to COVID-19, Nebraska has finished third or better in the Big Ten in ERA, walks allowed per 9 inn. and strikeout-to-walk-ratio in the last two seasons.
- In 2021, the Huskers were first in K-to-BB ratio (2.67) and second in ERA (3.81) and BB/9 (2.50), while ranking first in BB/9 (3.71), second in K-to-BB ratio (2.31) and third in ERA (4.72) last season in 2022.

Harvell Recognized by D1Baseball

- Assistant coach Lance Harvell was recognized by D1Baseball as "One of 75 Assistants Athletic Directors Should Know" in September of 2022.
- Harvell coaches the hitters and outfielders, while also serving as Nebraska's third-base coach and recruiting coordinator in his time with the Huskers.
- Under Harvell, the Huskers hit a Big Ten-best

.279 in 2021 and had a 2021 recruiting class recognized nationally. The 15-member class, which included a trio of top-200 prospects, was ranked 20th by Perfect Game, 21st by Baseball America and 35th by Collegiate Baseball.

Coaches at the Alma Mater

- Head coach Will Bolt is one of 53 DI coaches leading their alma mater this season. A member of Dave Van Horn's first recruiting class, Bolt was a four-year starter and team captain on Nebraska's 2001 and 2002 College World Series teams. He earned his bachelor's degree in communication studies in 2003 before earning his master's degree in 2006.

2023 Team Captains

- Efray Cervantes, Griffin Everitt, Brice Matthews, Kyle Perry and Shay Schanaman have been selected to serve as team captains for the 2023 season after a vote by the Nebraska baseball players.

2023 Big Ten Preseason Coaches Poll

- Nebraska was picked to finish fifth in the conference in the preseason coaches' poll.

Rank	Team	2022 Record (B1G Finish)
1.	Maryland	47-14 (1st)
2.	Rutgers	44-15 (T-2nd)
3.	Iowa	36-19 (T-2nd)
4.	Illinois	31-22 (T-2nd)
5.	Nebraska	23-30 (T-8th)
6.	Indiana	27-32 (T-8th)

Huskers Seek Sixth NCAA Regional since 2014

- The Huskers look to continue their recent trend of qualifying for the NCAA Tournament. NU has made it to the NCAA Regional in five of the last eight seasons (2014, 2016, 2017, 2019, 2021) (2020 not included due to COVID-19).

NU Among Nation's Best in Attendance

- Nebraska has led the Big Ten in attendance every season since joining the Big Ten in 2012 and ranks 10th nationally in average attendance in the last 10 seasons with 4,060 fans per game.
- The Big Red have ranked in the Top 20 in average attendance in each season since 2012, climbing as high as sixth in 2017 and 2021.
- The Huskers have finished in the top 15 in average attendance in every season since 2015, joining LSU, Ole Miss, Arkansas, South Carolina, Mississippi State, Texas and Florida as the only eight programs to accomplish the feat.

Hawks Field Celebrates 22nd Year in 2023

- The 2023 campaign marks Nebraska's 22nd year playing home games at Hawks Field at Haymarket Park. The Huskers moved to Hawks Field in 2002 after playing at Buck Beltzer Stadium for 23 years from 1979 to 2001.
- Nebraska enters 2023 with a 393-158-1 record at Hawks Field and hasn't had a losing season at home in each of the last 21 seasons. This season, the Huskers have 27 home games scheduled.



N HEAD COACH WILL BOLT 7

One of the catalysts in Nebraska baseball's rise to national prominence in his playing days, Will Bolt returned to his alma mater as former athletic director Bill Moos named Bolt the 24th head coach of the Husker baseball program on June 14, 2019. He enters his third season at the helm in 2022.

Bolt captained the Huskers' first two College World Series teams in 2001 and 2002, and has 12 years of NCAA Division I coaching experience, having served in assistant coaching roles at Texas A&M and Nebraska. Bolt also spent four years as the head coach at Texarkana College.

Nebraska Head Coach

The 2021 Big Ten Coach of the Year, Bolt guided Nebraska to its second Big Ten regular-season championship in 2021. The Huskers compiled a 34-14 record, including a 31-12 record in Big Ten play, with NU capturing the league crown by 3.5 games. Nebraska also advanced to its first regional final since 2007 while posting a 3-2 record in the NCAA Fayetteville Regional.

In addition to Bolt's coaching accolade, NU counted the Big Ten Player of the Year in Spencer Schwellenbach, the Big Ten Freshman of the Year in Max Anderson and four first-team All-Big Ten honorees -- its most since joining the league. Schwellenbach was also tabbed the John Olerud Two-Way Player of the Year and a first-team All-American, and Anderson picked up Freshman All-America recognition.

Three NU hurlers were selected in the 2021 MLB Draft, with Schwellenbach in the second round (59th overall) by the Atlanta Braves, Cade Povich going in the third round (98th overall) by the Minnesota Twins and Cam Wynne picked in the 20th round by the Philadelphia Phillies.

Bolt and his coaching staff have done impressive work in recruiting since their arrival in Lincoln. The Huskers' 15-member 2021 recruiting class, which included a trio of top-200 prospects, was ranked 20th by Perfect Game, 21st by Baseball America and 36th by Collegiate Baseball.

Nebraska's 2020 season -- Bolt's first at the helm -- was cut short due to the COVID-19 pandemic.

Texas A&M Assistant Coach

Bolt spent five seasons as an assistant coach at Texas A&M under former NU assistant Rob Childress. In that span, the Aggies went 219-98-1 (.690) with five straight NCAA Regional appearances, three Regional titles, an SEC Tournament title in 2016 and an appearance in the 2017 College World Series.

Bolt's primary functions on the Aggie staff included coordinating the offensive game, mentoring the infielders and serving as third base coach. The Aggies finished in the top-25 nationally in batting average twice under his tutelage, and finished in the top five of the SEC in hitting or runs scored in four of his five seasons with the Aggies. He tutored 12 hitters who were selected in the MLB Draft during his tenure in College Station, including six players selected in the top-10 rounds, and seven players who earned first- or second-team All-SEC honors.

In 2019, the Aggie offense was led by Braden Shewmake, who was the No. 21 overall selection in the Major League Baseball Draft by the Atlanta Braves. Shewmake hit .313 with six homers, 47 RBIs and 45 runs scored en route to becoming the school's first MLB first-round pick since 2012. The Aggies won 39 games and reached the championship game of the Morgantown Regional.

In 2018, the Aggies went 40-22 and reached an NCAA Regional behind the emergence of Michael Helman, who finished 15th in the nation in hits (92), and logged a .369 batting average, .451 on-base percentage and 61 runs to rank in the top 50 nationally.

The Aggies made a run to the College World Series in 2017, finishing the season with a 41-23 mark behind the rise of Shewmake, who earned All-America honors and was named National Freshman of the Year and SEC Freshman of the Year after hitting .328 with 11 homers and 69 RBIs.

Bolt guided a prolific Texas A&M offense to 49 runs and an SEC Tournament title in 2016, as the Aggies led the SEC in batting average, runs scored, hits, home runs, on-base percentage and slugging percentage while ranking in the top-25 nationally in seven categories, including hits (712, second), runs (471, ninth), batting average (.311, 15th), doubles (129, 20th), home runs (62, 22nd), slugging percentage (.467, 22nd) and scoring offense (7.2 runs per game, 23rd). The Aggies were led by All-American Boomer White, who hit .386 with five homers, 46 RBI and 49 runs scored while striking out just 16 times in 259 plate appearances en route to SEC Player-of-the-Year honors.

Bolt made an immediate impact for the Texas A&M offense in his first season, as the Aggies ranked second in the SEC in hitting (.299) and third in runs scored (6.6) during his first season in College Station. The Aggies opened the season with an SEC-record 24-game win streak on their way to a 50-win season and a Super Regional appearance. That year, the Aggies ranked among the national leaders in home runs (third, 70), hits (655, seventh), runs (424, 15th) and slugging percentage (.457, 15th).

Nebraska Associate Head Coach

Bolt was associate head coach for the Huskers from 2012 to 2014, serving under Darin Erstad. Bolt

PLAYING CAREER

1999-02 Nebraska

COACHING CAREER

2005	Nebraska	Volunteer Assistant
2006-07	Texas A&M	Volunteer Assistant
2008-11	Texarkana College	Head Coach
2012-14	Nebraska	Assoc. Head Coach
2015-19	Texas A&M	Assistant Coach
2020-Pres.	Nebraska	Head Coach

YEAR-BY-YEAR COACHING RECORD

Yr.	Record	Pct.	Conf.	Postseason
2020	7-8	.467	-	-
2021	34-14	.708	31-12	NCAA Regional
2022	23-30	.434	10-14	-
2023	21-11-1	.652	7-2	-

COACHING HONORS

2021 Big Ten Coach of the Year

NCAA TOURNAMENTS

NEBRASKA

- » 2005 College World Series
- » 2014 NCAA Regional
- » 2021 NCAA Regional

TEXAS A&M

- » 2007 NCAA Super Regional
- » 2015 NCAA Super Regional
- » 2016 NCAA Super Regional
- » 2017 College World Series
- » 2018 NCAA Regional
- » 2019 NCAA Regional

CONFERENCE CHAMPIONSHIPS

NEBRASKA

- » 2021 Big Ten Regular Season Champions
- » 2005 Big 12 Regular Season Champions
- » 2005 Big 12 Tournament Champions

TEXAS A&M

- » 2007 Big 12 Tournament Champions
- » 2016 SEC Tournament Champions

tutored four players to first-team All-Big Ten honors, including two-time selections Chad Christensen, Michael Pritchard and Pat Kelly.

Nebraska was one of the top offenses in the Big Ten during his final year in Lincoln in 2014, ranking 19th nationally in hits (623), 30th in triples (19) and 31st in batting average (.293) as Nebraska won 41 games and reached the NCAA Tournament for the first time since 2008. Nebraska's defense was also one of the best units in the country. With new starters at first base, third base, shortstop, left field and center field, the Huskers ranked 21st in the country with a .976 fielding percentage.

Under Bolt's watch in 2013, Nebraska's defense turned in its best performance in school history. The Huskers ranked second in the nation with a .981 fielding percentage, setting school and Big Ten records. The Husker offense improved under Bolt's tutelage in 2013, ranking in the top three in the Big Ten in eight offensive categories. In conference play, the Huskers led the conference in batting average (.335), on-base percentage (.401), runs (180), hits (307) and RBIs (159).

In Bolt's first season at Nebraska in 2012, he helped raise the team batting average by 45 points, as the Huskers ranked eighth nationally with a .315 clip as a squad. NU was eighth nationally in scoring offense, leading the Big Ten with 7.1 runs per game, while also topping the conference in homers (47), on-base percentage (.384) and runs scored (413). Pritchard, a third-team All-American, was one of six Husker hitters to earn all-conference recognition.

Texarkana College Head Coach

Before joining Erstad's staff, Bolt served four years as head coach at Texarkana College from 2008 to 2011. He led the Bulldogs to a pair of Region XIV championships during his four-year stint. Bolt guided the Bulldogs to back-to-back Region XIV championships (2009 and 2010) during a stretch of four straight Regional Tournament appearances and four 30-plus win seasons. Bolt, who was 140-82 (.631) at Texarkana, helped over 20 players sign with Division I schools.

Texas A&M Volunteer Assistant Coach

Bolt headed back to his home state in 2006 and spent two seasons as a volunteer assistant coach at Texas A&M. In 2007, he was on staff when the Aggies advanced to the Super Regionals, while producing a 49-18 overall record and claiming the program's first Big 12 Tournament title. In College Station, Bolt specialized in infield work and helped tutor All-Americans Brandon Hicks

and Blake Stouffer, who were each drafted in the first five rounds of the MLB Draft.

Nebraska Volunteer Assistant Coach

Bolt began his collegiate coaching career as a volunteer assistant at Nebraska in 2005, working with the Husker infielders and hitters. Behind National Player of the Year Alex Gordon, the Huskers compiled a school-record 57 wins and swept the Big 12 regular-season and Tournament championships. Nebraska finished the season with a then-school record .975 fielding percentage and included an infield that featured Gordon, first-team All-Big 12 performer Curtis Ledbetter and Joe Simokaitis, a second-team All-Big 12 pick.

Nebraska Playing Career

A member of Dave Van Horn's first recruiting class, Bolt was a four-year starter and team captain on Nebraska's 2001 and 2002 College World Series teams. The infielder played an instrumental role in helping Nebraska to four NCAA Regionals, three Super Regionals and back-to-back College World Series appearances.

Bolt was the Minneapolis Regional MVP as a sophomore, hitting .545 in three games to lead the Big Red to its first-ever NCAA Regional title. The following year, Bolt made one of the most memorable plays in school history, catching the final out of the 2001 Super Regional against Rice to send the Big Red to its first-ever College World Series.

Bolt finished his career holding six school records, including games played (251), games started (242), at-bats (922), hits (281), doubles (56) and assists (639). Bolt remains in the school's top five in several categories, including doubles (first, 56), games played (second, 251), assists (second, 639), hits (third, 281) and runs scored (fifth, 197).

Following his playing career, he began his coaching career as a graduate manager at Nebraska in 2004 before serving as head coach for the Parkville Sluggers (M.I.N.K. League) the following summer.

Personal

A native of Conroe, Texas, Bolt and his wife, Lauren, were married in July 2005. They have two sons, Jaxon and Austin, and one daughter, Bella. Bolt graduated from Nebraska in 2003 with a degree in communication studies before earning his master's degree in 2006. Lauren graduated from Nebraska in 2005 with a degree in journalism.

NEBRASKA IN 2023

	Overall	B1G
Overall	21-11-1	7-2
Home	10-3	5-1
Away	6-6-1	2-1
Neutral	5-2	0-0
Non-Conference	14-9-1	---
vs. Ranked Opponent	1-1	0-0
Day Games	17-6-1	6-2
Night Games	4-5	1-0
vs. Left-Handed Starter	7-1	2-0
vs. Right-Handed Starter	14-10-1	5-2
1-Run Games	2-3	0-0
2-Run Games	2-3	1-1
5+ Run Games	15-1	5-0
Extra Innings	1-1	1-0
Shutouts	1-0	0-0
Scoring 0-2 Runs	1-0	0-0
Scoring 3-5 Runs	4-6	1-0
Scoring 6-9 Runs	7-5	4-2
Scoring 10+ Runs	9-0-1	2-0
Opp. 0-2 Runs	9-0	2-0
Opp. 3-5 Runs	12-2	5-0
Opp. 6-9 Runs	0-4	0-1
Opp. 10+ Runs	0-5-1	0-1
Score in 1st Inning	8-4-1	3-1
Opp. Score in 1st Inning	2-7	1-2
Score First	17-4-1	5-1
Opp. Score First	4-7	2-1
After 6 Innings:		
Leading	19-1-1	7-0
Trailing	0-9	0-2
Tied	2-1	0-0
After 7 Innings:		
Leading	19-1	7-0
Trailing	0-9	0-2
Tied	2-1-1	0-0
After 8 Innings:		
Leading	16-1	6-0
Trailing	0-9	0-2
Tied	1-1	1-0
Hit 0 Home Runs	2-3	0-0
Hit 1 Home Run	9-4	2-1
Hit 2+ Home Runs	10-4-1	5-1
Opp. 0 Home Runs	10-4	2-1
Opp. 1 Home Run	8-5	4-0
Opp. 2+ Home Runs	3-2-1	1-1
Made 0 Errors	12-5	4-1
Made 1 Error	8-3-1	3-1
Made 2+ Errors	1-3	0-0
Opp. 0 Error	8-5	3-0
Opp. 1 Error	5-4	0-1
Opp. 2+ Errors	8-2-1	4-1
Out-Hit Opp.	20-4-1	6-0
Out-Hit by Opp.	1-6	1-2
Hits are tied	0-1	0-0

BY MONTH

February	3-3-1	0-0
March	11-5	2-1
April	7-3	5-1
May	0-0	0-0

BY DAY

Monday	0-0-1	0-0
Tuesday	3-3	0-0
Wednesday	1-0	0-0
Thursday	0-0	0-0
Friday	8-1	3-0
Saturday	6-3	2-1
Sunday	3-4	2-1

BY UNIFORM

Cream	2-0	0-0
White	5-1	2-0
Pinstripes	4-0	2-0
Grey	3-3	2-0
Red	6-5-1	1-2
Black	1-2	0-0

COACHING STAFF



Will Bolt
Head Coach
Dugout



Lance Harvell
Assistant Coach
3rd Base/Dugout



Jeff Christy
Assistant Coach
Mound Visits/Dugout



Danny Marcuzzo
Volunteer Assistant
1st Base/Dugout

2023 NEBRASKA BASEBALL ROSTER

No.	Player	Yr.	Pos.	Ht.	Wt.	B/T	Hometown / Previous School(s)	No.	Name	Pos.
0	Cayden Brumbaugh	So.	INF	5-10	185	R/R	Edmond, Okla. / Sante Fe/Oklahoma State	4	Max Anderson	INF
1	Luke Jessen	So.	OF	5-9	175	L/L	Elkhorn, Neb. / Elkhorn South	18	Garrett Anglim	OF
2	Casey Burnham	Gr.	OF	5-10	190	L/L	Grand Island, Neb. / Grand Island/Kansas	43	Austin Berggren	RHP
4	Max Anderson	Jr.	INF	6-0	215	R/R	Omaha, Neb. / Millard West	33	Jackson Brockett	LHP
5	Josh Caron	So.	C	6-0	215	R/R	Sun Prairie, Wis. / Sun Prairie	0	Cayden Brumbaugh	INF
8	Shay Schanaman	Gr.	RHP	6-0	205	R/R	Grand Island, Neb. / Grand Island	27	Jake Bunz	LHP
9	Efry Cervantes	Sr.	INF	6-1	185	R/R	Tucson, Ariz. / Salpointe Catholic/ South Mountain CC	2	Casey Burnham	OF
10	Ben Columbus	Jr.	C	6-0	205	L/R	North Vancouver, British Columbia / Sentinel Secondary School/Wharton JC	15	Dylan Carey	INF
11	Daniel Young	RJr.	OF	6-1	210	L/L	North Zulch, Texas / Madisonville/Tyler JC	5	Josh Caron	C/INF
12	Cole Evans	Jr.	OF	6-1	200	R/R	Grand Island, Neb. / Grand Island/Creighton/Parkland College	9	Efry Cervantes	INF
13	Mikey Pauley	Fr.	INF	6-4	215	R/R	Overland Park, Kan. / Blue Valley Northwest	25	Drew Christo	RHP
14	Brice Matthews	Jr.	INF	6-0	190	R/R	Humble, Texas / Atascocita	24	Caleb Clark	LHP
15	Dylan Carey	Fr.	INF	6-2	205	R/R	Castle Rock, Colo. / Ponderosa	10	Ben Columbus	C
16	Griffin Everitt	Sr.	C	6-0	215	R/R	Lincoln, Neb. / Southwest/Kansas City CC	12	Cole Evans	OF
17	Hayden Lewis	Fr.	OF	6-1	210	L/L	Yutan, Neb. / Yutan	16	Griffin Everitt	C
18	Garrett Anglim	RSo.	OF	6-1	205	R/R	La Vista, Neb. / Papillion-La Vista	99	Charlie Fischer	UTIL
19	Kyle Perry	Gr.	LHP	6-1	190	L/L	Omaha, Neb. / Millard South	54	Trey Frahm	RHP
21	Luke Sartori	Sr.	OF	6-1	195	R/R	Lincoln, Neb. / Southwest/Hutchinson CC	52	Michael Garza	RHP
23	Bryce Hughes	Jr.	INF	5-9	180	R/R	Channelview, Texas / Channelview/Alvin CC	41	JC Gutierrez	LHP
24	Caleb Clark	Fr.	LHP	6-2	200	L/L	Orillia, Ontario / Orillia Secondary School	39	Corbin Hawkins	RHP
25	Drew Christo	So.	RHP	6-4	230	L/R	Elkhorn, Neb. / Elkhorn	32	CJ Hood	RHP
27	Jake Bunz	Sr.	LHP	6-5	230	L/L	Elkhorn, Neb. / Elkhorn South/Hutchinson CC	23	Bryce Hughes	INF
28	Blake Mozley	Jr.	INF	5-10	185	L/R	Ozark, Mo. / Oak/Missouri State/Johnson County CC	1	Luke Jessen	OF
30	Will Walsh	RSo.	UTIL	6-4	225	R/L	Leawood, Kan. / Rockhurst	46	Zach Johnson	C
32	CJ Hood	So.	RHP	6-4	200	R/R	Hickman, Neb. / Norris	55	Jace Kaminska	RHP
33	Jackson Brockett	So.	LHP	6-1	200	L/L	Omaha, Neb. / Elkhorn South/Buford (Ga.)	17	Hayden Lewis	OF
34	Brett Sears	Jr.	RHP	6-1	200	R/R	Westphalia, Iowa / Harlan/Western Illinois/Iowa Central CC	36	Brandon Lundquist	RHP
36	Brandon Lundquist	Fr.	RHP	6-1	185	R/R	Elkhorn, Neb. / Millard North	14	Brice Matthews	INF
38	Emmett Olson	Jr.	LHP	6-4	230	L/L	Des Plaines, Ill. / Maine West	28	Blake Mozley	INF
39	Corbin Hawkins	So.	RHP	6-2	210	R/R	Omaha, Neb. / Millard West	48	Sam Novotny	RHP
41	JC Gutierrez	Fr.	LHP	5-11	185	L/L	La Joya, Texas / La Joya	38	Emmett Olson	LHP
42	Jalen Worthley	Fr.	LHP	5-11	175	L/L	Lincoln, Neb. / Lincoln East	51	Mason Ornelas	RHP
43	Austin Berggren	Fr.	RHP	6-2	220	R/R	Olathe, Kan. / Olathe East	13	Mikey Pauley	INF
44	Gabe Swansen	So.	OF	5-11	195	R/R	Johnston, Iowa / Johnston	19	Kyle Perry	LHP
46	Zach Johnson	Jr.	C	6-3	210	R/R	Omaha, Neb. / Millard North/Southeast CC	49	Will Rizzo	RHP
48	Sam Novotny	Fr.	RHP	6-2	195	R/R	Omaha, Neb. / Millard West	21	Luke Sartori	OF
49	Will Rizzo	RFr.	RHP	6-1	220	R/R	The Woodlands, Texas / St. Thomas/Texas A&M	8	Shay Schanaman	RHP
51	Mason Ornelas	Sr.	RHP	6-0	215	R/R	Fort Worth, Texas / L.D. Bell/Texas A&M	34	Brett Sears	RHP
52	Michael Garza	Gr.	RHP	6-4	205	R/R	Corpus Christi, Texas / Carroll/Incarnate Word	44	Gabe Swansen	OF
54	Trey Frahm	Jr.	RHP	6-0	230	R/R	Elkhorn, Neb. / Elkhorn/College of Southern Nevada	30	Will Walsh	UTIL
55	Jace Kaminska	Jr.	RHP	6-2	235	R/R	Caney, Kan. / Vaney Valley/Wichita State	42	Jalen Worthley	LHP
99	Charlie Fischer	Gr.	UTIL	6-2	210	L/R	Edina, Minn. / Edina / Southern Miss.	11	Daniel Young	OF

COACHING & SUPPORT STAFF

7	Will Bolt	Head Coach
22	Lance Harvell	Assistant Coach
35	Jeff Christy	Assistant Coach
6	Danny Marcuzzo	Volunteer Asst. Coach
	Curtis Ledbetter	Director of Operations
	Rob Childress	Director of Player Development
	Renee Brinkman	Baseball Office Manager
	Bryce Siecko	Strength Coach
	Tanner Fowler	Athletic Trainer

PRONUNCIATIONS

Player	Pronunciation
Garrett Anglim	Ang-lum
Efry Cervantes	Ee-fry Sir-vaughn-tess
Josh Caron	Care-n
Lance Harvell	Har-VELL
Blake Mozley	Moe-slee
Danny Marcuzzo	Mar-coo-zo
Mason Ornelas	Or-nel-es
Luke Sartori	Sar-tori
Shay Schanaman	Shann-uh-man

ROSTER BREAKDOWN BY CLASS

Graduate (5): Burnham, Fischer, Garza, Perry Schanaman
5th-Yr. Senior (3): Bunz, Cervantes, Everitt
Senior (2): Ornelas, Sartori
R-Junior (1): Young
Junior (11): Anderson, Columbus, Evans, Frahm, Hughes, Johnson, Kaminska, Matthews, Mozley, Olson, Sears
R-Sophomore (2): Anglim, Walsh
Sophomore (8): Brockett, Brumbaugh, Caron, Christo, Hawkins, Hood, Jessen, Swansen
R-Freshman (1): Rizzo
Freshman (9): Berggren, Carey, Clark, Gutierrez, Lewis, Lundquist, Novotny, Pauley, Worthley

ROSTER BREAKDOWN BY POSITION

Catcher (4): Caron, Columbus, Everitt, Johnson
Infielder (8): Anderson, Brumbaugh, Carey, Cervantes, Hughes, Matthews, Mozley, Pauley
Outfielder (8): Anglim, Burnham, Evans, Jessen, Lewis, Sartori, Swansen, Young
Left-Handed Pitcher (7): Brockett, Bunz, Clark, Gutierrez, Olson, Perry, Walsh, Worthley
Right-Handed Pitcher (13): Berggren, Christo, Frahm, Garza, Hawkins, Hood, Kaminska, Lundquist, Novotny, Ornelas, Rizzo, Schanaman, Sears
Utility Player (2): Fischer, Walsh

2023 BIG TEN STANDINGS (THROUGH APRIL 19)

Team	Big Ten Record	Pct.	Overall Record	Pct.	Streak
Nebraska	7-2	.778	21-11-1	.652	W3
Indiana	9-3	.750	27-11	.711	W4
Michigan State	6-3	.667	23-11	.676	L1
Maryland	6-3	.667	23-14	.622	W2
Michigan	7-5	.583	19-17	.528	L2
Purdue	7-5	.583	18-18	.500	W4
Iowa	4-5	.444	26-10	.722	W1
Rutgers	4-5	.444	21-16	.568	W2
Minnesota	4-5	.444	10-24	.294	L2
Illinois	4-8	.333	15-18	.455	L3
Northwestern	3-6	.333	6-25	.194	W1
Ohio State	3-9	.250	20-17	.541	W3
Penn State	2-7	.222	20-13	.594	W1

BIG TEN PLAYERS OF THE WEEK

Feb. 21	Player.....	Brock Vradenburg, Michigan State
	Pitcher.....	Brody Brecht, Iowa/Dominic Pianto, Michigan State
	Freshman.....	Trevor Cohen, Rutgers
Feb. 27	Player.....	Keaton Anthony, Iowa
	Pitcher.....	Jason Savacool, Maryland
	Freshman.....	Greg Pace Jr., Michigan
March 7	Player.....	Paul Toetz, Rutgers
	Pitcher.....	Kyle Iwinski, Purdue
	Freshman.....	Trevor Cohen, Rutgers
March 13	Player.....	Cole Evans, Nebraska
	Pitcher.....	Ben Gorski/Jake Marshall, Rutgers
	Freshman.....	Mitch Voit, Michigan
March 20	Player.....	Brice Matthews, Nebraska
	Pitcher.....	George Klassen, Minnesota
	Freshman.....	Devin Taylor, Indiana
March 27	Player.....	Brock Tibbits, Indiana
	Pitcher.....	Kyle McCoy, Maryland
	Freshman.....	Kyle McCoy, Maryland/Devin Taylor, Indiana
April 3	Player.....	Matt Shaw, Maryland
	Pitcher.....	Jack Wenninger, ILL/Travis Luensmann, PSU
	Freshman.....	Jonathan Kim, Michigan
April 10	Player.....	Max Anderson, Nebraska
	Pitcher.....	Emmett Olson, Nebraska
	Freshman.....	Joseph Dzierwa, Michigan State
April 17	Player.....	Jack Frank, Michigan State
	Pitcher.....	Christian Coppola, Rutgers
	Freshman.....	Devin Taylor, Indiana
April 24	Player.....	
	Pitcher.....	
	Freshman.....	
May 1	Player.....	
	Pitcher.....	
	Freshman.....	
May 8	Player.....	
	Pitcher.....	
	Freshman.....	
May 15	Player.....	
	Pitcher.....	
	Freshman.....	
May 22	Player.....	
	Pitcher.....	
	Freshman.....	

2023 BIG TEN PRESEASON COACHES POLL

Rank	Team	2022 Overall Record (Big Ten Finish)
1.	Maryland	47-14 (1st)
2.	Rutgers	44-15 (T-2nd)
3.	Iowa	36-19 (T-2nd)
4.	Illinois	31-22 (T-2nd)
5.	Nebraska	23-30 (T-8th)
6.	Indiana	27-32 (T-8th)

2023 BIG TEN PRESEASON HONORS LIST

Player	Pos.	Yr.	School
Jack Crowder	RHP	Jr.	Illinois
Riley Gowens	RHP	Jr.	Illinois
Cam McDonald	INF/OF	Sr.	Illinois
Matthew Ellis	C	Sr.	Indiana
Phillip Glasser	INF	Sr.	Indiana
Carter Mathison	OF	So.	Indiana
Keaton Anthony	1B/DH/RHP	So.	Iowa
Will Christophersen	RHP	Jr.	Iowa
Ty Langenberg	RHP	Jr.	Iowa
Jason Savacool	RHP	Jr.	Maryland
Matt Shaw	SS	Jr.	Maryland
Luke Shliger	C	Jr.	Maryland
Tito Flores	OF	Sr.	Michigan
Connor O'Halloran	LHP	Jr.	Michigan
Mitch Voit	3B	Fr.	Michigan
Trent Farquhar	2B	Jr.	Michigan State
Mitch Jebb	SS	Jr.	Michigan State
Casey Mayes	OF	Sr.	Michigan State
Brett Bateman	CF	Jr.	Minnesota
Boston Merlia	LF	Jr.	Minnesota
Tucker Novotny	LHP	So.	Minnesota
Max Anderson	INF	Jr.	Nebraska
Brice Matthews	INF	Jr.	Nebraska
Emmett Olson	LHP	Jr.	Nebraska
Alex Calarco	C	So.	Northwestern
Ben Grable	RHP	Jr.	Northwestern
Stephen Hrustich	C/1B/OF	Sr.	Northwestern
Isaiah Coupet	LHP	Jr.	Ohio State
Kade Kern	OF	Jr.	Ohio State
Trey Lipsey	OF	So.	Ohio State
Jay Harry	SS	Jr.	Penn State
Travis Luensmann	RHP	Jr.	Penn State
Josh Spiegel	C/1B	Sr.	Penn State
Evan Albrecht	SS	Sr.	Purdue
Mike Bolton Jr.	OF	Sr.	Purdue
Chris Brito	INF	Sr.	Rutgers
Ryan Lasko	OF	Jr.	Rutgers
Tony Santa Maria	INF	Jr.	Rutgers

RPI RANKINGS (THROUGH APRIL 19)

Rank	Team	Record	Road	Neutral	Home	Non-DI
14.	Indiana	27-11	7-9	1-1	19-1	0-0
47.	Rutgers	21-16	10-11	1-2	10-3	0-0
56.	Maryland	23-14	11-6	0-3	12-5	0-0
57.	Iowa	26-10	6-7	8-1	9-2	3-0
70.	Michigan State	23-11	9-5	5-3	9-3	0-0
87.	Illinois	15-18	8-9	4-2	3-7	0-0
90.	Ohio State	20-17	6-7	5-4	9-6	0-0
94.	Michigan	19-17	6-6	4-5	9-6	0-0
110.	Nebraska	21-11-1	6-6	5-2	10-3	0-0
145.	Penn State	20-13	2-8	8-2	10-3	0-0
219.	Purdue	18-18	3-9	8-4	7-5	0-0
229.	Minnesota	10-24	4-5	0-7	6-12	0-0
261.	Northwestern	5-25	2-21	0-2	3-2	0-0

GAME-BY-GAME STARTERS BY POSITION

Opponent	C	1B	2B	3B	SS	LF	CF	RF	DH	SP
at San Diego	Caron	Walsh	Anderson	Carey	Matthews	Fischer	Burnham	Anglim	Everitt	Olson
at San Diego	Caron	Walsh	Anderson	Carey	Matthews	Fischer	Burnham	Anglim	Everitt	Kaminska
at San Diego	Caron	Walsh	Anderson	Carey	Matthews	Anglim	Burnham	Evans	Columbus	Clark
at San Diego	Columbus	Cervantes	Anderson	Carey	Matthews	Fischer	Burnham	Anglim	Caron	Brockett
at South Alabama	Caron	Columbus	Anderson	Carey	Matthews	Fischer	Burnham	Anglim	Everitt	Olson
at South Alabama	Caron	Walsh	Anderson	Carey	Matthews	Swansen	Sartori	Anglim	Columbus	Kaminska
at South Alabama	Caron	Walsh	Anderson	Carey	Matthews	Swansen	Evans	Anglim	Columbus	Clark
vs. Vanderbilt	Caron	Walsh	Anderson	Carey	Matthews	Anglim	Burnham	Swansen	Everitt	Olson
vs. Hawaii	Caron	Cervantes	Anderson	Carey	Matthews	Anglim	Burnham	Swansen	Everitt	Kaminska
vs. Ole Miss	Caron	Cervantes	Anderson	Carey	Matthews	Anglim	Burnham	Swansen	Everitt	Clark
No. Colorado	Columbus	Walsh	Anderson	Carey	Matthews	Swansen	Burnham	Fischer	Caron	Brockett
No. Colorado	Columbus	Fischer	Anderson	Carey	Matthews	Swansen	Sartori	Evans	Everitt	Christo
Illinois State	Caron	Fischer	Anderson	Carey	Matthews	Swansen	Burnham	Evans	Columbus	Olson
Illinois State	Caron	Fischer	Anderson	Carey	Matthews	Swansen	Burnham	Evans	Columbus	Kaminska
Omaha	Caron	Walsh	Anderson	Cervantes	Matthews	Swansen	Evans	Fischer	Everitt	Garza
vs. Nicholls	Caron	Fischer	Anderson	Carey	Matthews	Swansen	Burnham	Evans	Cervantes	Olson
vs. Nicholls	Columbus	Fischer	Anderson	Carey	Matthews	Swansen	Burnham	Evans	Caron	Kaminska
vs. Nicholls	Columbus	Fischer	Anderson	Carey	Matthews	Swansen	Burnham	Evans	Cervantes	Garza
at Creighton	Caron	Columbus	Anderson	Carey	Matthews	Evans	Burnham	Fischer	Everitt	Brockett
Illinois	Caron	Columbus	Anderson	Carey	Matthews	Evans	Burnham	Fischer	Everitt	Olson
Illinois	Caron	Columbus	Anderson	Carey	Matthews	Evans	Burnham	Fischer	Everitt	Kaminska
Illinois	Caron	Cervantes	Anderson	Carey	Matthews	Swansen	Evans	Mozley	Everitt	Garza
North Dakota State	Columbus	Fischer	Anderson	Carey	Matthews	Swansen	Burnham	Evans	Caron	Walsh
vs. Texas A&M-CC	Caron	Fischer	Anderson	Carey	Matthews	Swansen	Burnham	Evans	Columbus	Olson
at Abilene Christian	Columbus	Fischer	Anderson	Carey	Matthews	Swansen	Burnham	Evans	Everitt	Kaminska
at Kansas State	Caron	Columbus	Anderson	Carey	Matthews	Swansen	Burnham	Evans	Anglim	Clark
at Michigan	Caron	Columbus	Anderson	Carey	Matthews	Swansen	Burnham	Evans	Anglim	Olson
at Michigan	Caron	Columbus	Anderson	Carey	Matthews	Swansen	Burnham	Evans	Anglim	Kaminska
at Michigan	Caron	Cervantes	Anderson	Carey	Matthews	Swansen	Burnham	Evans	Everitt	Walsh
Omaha	Caron	Columbus	Anderson	Carey	Matthews	Swansen	Burnham	Fischer	Anglim	Clark
Northwestern	Caron	Fischer	Anderson	Carey	Matthews	Swansen	Burnham	Evans	Anglim	Olson
Northwestern	Columbus	Fischer	Anderson	Carey	Matthews	Swansen	Burnham	Evans	Anglim	Brockett
Northwestern	Caron	Fischer	Anderson	Carey	Matthews	Swansen	Burnham	Evans	Anglim	Walsh

GAME-BY-GAME STARTING LINEUPS

Opponent	1	2	3	4	5	6	7	8	9
at San Diego	Matthews	Anderson	Everitt	Fischer	Caron	Walsh	Carey	Burnham	Anglim
at San Diego	Matthews	Burnham	Anderson	Everitt	Fischer	Caron	Walsh	Carey	Anglim
at San Diego	Matthews	Burnham	Anderson	Caron	Walsh	Columbus	Carey	Anglim	Evans
at San Diego	Burnham	Carey	Anderson	Caron	Columbus	Fischer	Cervantes	Anglim	Matthews
at South Alabama	Burnham	Carey	Anderson	Columbus	Caron	Fischer	Anglim	Everitt	Matthews
at South Alabama	Matthews	Carey	Anderson	Caron	Walsh	Columbus	Anglim	Swansen	Sartori
at South Alabama	Matthews	Carey	Anderson	Caron	Walsh	Columbus	Anglim	Swansen	Evans
vs. Vanderbilt	Matthews	Carey	Anderson	Caron	Walsh	Anglim	Everitt	Swansen	Burnham
vs. Hawaii	Matthews	Carey	Anderson	Caron	Everitt	Anglim	Swansen	Cervantes	Burnham
vs. Ole Miss	Matthews	Carey	Anderson	Caron	Everitt	Anglim	Swansen	Cervantes	Burnham
No. Colorado	Matthews	Carey	Anderson	Caron	Fischer	Swansen	Columbus	Walsh	Burnham
No. Colorado	Matthews	Carey	Anderson	Fischer	Swansen	Columbus	Everitt	Evans	Sartori
Illinois State	Matthews	Carey	Anderson	Caron	Fischer	Swansen	Columbus	Evans	Burnham
Illinois State	Matthews	Columbus	Anderson	Caron	Fischer	Swansen	Evans	Carey	Burnham
Omaha	Matthews	Evans	Anderson	Fischer	Caron	Swansen	Walsh	Everitt	Cervantes
vs. Nicholls	Matthews	Evans	Anderson	Fischer	Caron	Swansen	Carey	Cervantes	Burnham
vs. Nicholls	Matthews	Evans	Anderson	Fischer	Caron	Swansen	Columbus	Carey	Burnham
vs. Nicholls	Matthews	Evans	Anderson	Fischer	Columbus	Carey	Swansen	Cervantes	Burnham
at Creighton	Matthews	Carey	Anderson	Caron	Fischer	Evans	Columbus	Everitt	Burnham
Illinois	Matthews	Carey	Anderson	Caron	Fischer	Everitt	Columbus	Evans	Burnham
Illinois	Matthews	Carey	Anderson	Caron	Fischer	Everitt	Columbus	Evans	Burnham
Illinois	Matthews	Carey	Anderson	Caron	Evans	Everitt	Mozley	Swansen	Cervantes
North Dakota State	Matthews	Carey	Anderson	Caron	Fischer	Swansen	Columbus	Evans	Burnham
vs. Texas A&M-CC	Matthews	Carey	Anderson	Swansen	Columbus	Caron	Fischer	Evans	Burnham
at Abilene Christian	Matthews	Carey	Anderson	Swansen	Columbus	Everitt	Fischer	Evans	Burnham
at Kansas State	Matthews	Carey	Anderson	Swansen	Columbus	Caron	Anglim	Evans	Burnham
at Michigan	Matthews	Carey	Anderson	Swansen	Columbus	Caron	Anglim	Evans	Burnham
at Michigan	Matthews	Burnham	Anderson	Swansen	Columbus	Caron	Anglim	Carey	Evans
at Michigan	Matthews	Burnham	Anderson	Everitt	Caron	Swansen	Evans	Carey	Cervantes
Omaha	Matthews	Burnham	Anderson	Fischer	Caron	Columbus	Anglim	Swansen	Carey
Northwestern	Matthews	Burnham	Anderson	Anglim	Caron	Fischer	Swansen	Carey	Evans
Northwestern	Matthews	Burnham	Anderson	Anglim	Fischer	Swansen	Columbus	Carey	Evans
Northwestern	Matthews	Burnham	Anderson	Anglim	Fischer	Swansen	Caron	Carey	Evans

OVERALL RECORD: 21-11-1

BIG: 7-2 | Home: 10-3 | Away: 6-6-1 | Neutral: 5-2

Date	Opponent	W/L	Score	Overall	Big Ten	Pitcher of Record	Att.	Time
2/17	at San Diego	L	7-3	0-1	0-0	Olson, E. (0-1)	1097	3:02
2/18	at San Diego	L	5-3	0-2	0-0	Schanaman, S. (0-1)	1576	2:34
2/19	at San Diego	L	10-9	0-3	0-0	Garza, M. (0-1)	1074	3:09
2/20	at San Diego	T	16-16 (7 inn.)	0-3-1	0-0	--	906	3:20
2/24	at South Alabama	W	5-4	1-3-1	0-0	Olson, E. (1-1)	1441	2:53
2/25	at South Alabama	W	15-3	2-3-1	0-0	Kaminska, J. (1-0)	1640	2:58
2/26	at South Alabama	W	9-3	3-3-1	0-0	Garza, M. (1-0)	1409	2:31
3/3	vs. No. 7 Vanderbilt	W	5-3	4-3-1	0-0	Schanaman, S. (1-1)	1647	2:11
3/4	vs. Hawaii	W	12-3	5-3-1	0-0	Kaminska, J. (2-0)	3888	2:55
3/5	vs. No. 4 Ole Miss	L	14-5	5-4-1	0-0	Clark, C. (0-1)	2035	3:01
3/7	Northern Colorado	W	12-1 (7 inn.)	6-4-1	0-0	Brockett, J. (1-0)	4195	2:06
3/8	Northern Colorado	W	14-3 (7 inn.)	7-4-1	0-0	Clark, C. (1-1)	3923	2:22
3/10	Illinois State	W	8-3	8-4-1	0-0	Olson, E. (2-1)	4002	2:29
3/11	Illinois State	W	12-0	9-4-1	0-0	Kaminska, J. (3-0)	4039	2:24
3/14	Omaha	L	10-6	9-5-1	0-0	Schanaman, S. (1-2)	4449	3:36
3/17	vs. Nicholls (DH)	W	2-1 (7 inn.)	10-5-1	0-0	Olson, E. (3-1)	--	1:17
3/17	vs. Nicholls (DH)	W	17-1	11-5-1	0-0	Kaminska, J. (4-0)	217	2:32
3/19	vs. Nicholls	L	10-7	11-6-1	0-0	Garza, M. (1-2)	153	3:18
3/21	at Creighton	L	6-5	11-7-1	0-0	Walsh, W. (0-1)	2479	3:06
3/24	Illinois	W	8-4	12-7-1	1-0	Olson, E. (4-1)	5626	2:23
3/25	Illinois	W	8-3	13-7-1	2-0	Kaminska, J. (5-0)	5675	2:42
3/26	Illinois	L	10-7	13-8-1	2-1	Garza, M. (1-3)	4382	2:53
3/28	North Dakota State	W	4-1	14-8-1	2-1	Walsh, W. (1-1)	4218	2:14
4/1	vs. Texas A&M-CC	W	12-1 (8 inn.)	15-8-1	2-1	Olson, E. (5-1)	213	2:27
4/1	at Abilene Christian	L	5-3	15-9-1	2-1	Kaminska, J. (5-1)	613	2:30
4/4	at Kansas State	W	6-1	16-9-1	2-1	Hawkins, C. (1-0)	2014	2:35
4/7	at Michigan	W	3-1 (10 inn.)	17-9-1	3-1	Schanaman, S. (2-2)	1372	2:12
4/8	at Michigan	L	8-6	17-10-1	3-2	Kaminska, J. (5-2)	1990	2:45
4/9	at Michigan	W	11-3	18-10-1	4-2	Garza, M. (2-3)	1598	2:52
4/11	Omaha	L	6-5 (10 inn.)	18-11-1	4-2	Schanaman, S. (2-3)	5420	2:56
4/14	Northwestern	W	8-3	19-11-1	5-2	Hawkins, C. (2-0)	4871	2:22
4/15	Northwestern	W	9-2	20-11-1	6-2	Brockett, J. (2-0)	5426	2:27
4/16	Northwestern	W	18-5	21-11-1	7-2	Walsh, W. (2-1)	5310	2:47

OVERALL RECORD: 21-11-1

BIG: 7-2 | Home: 10-3 | Away: 6-6-1 | Neutral: 5-2

Player	avg	gp-gs	ab	r	h	2b	3b	hr	rbi	tb	slg%	bb	hp	so	gdp	ob%	sf	sh	sb-att	po	a	e	fld%
Anderson, Max	.417	33-33	139	29	58	13	2	13	45	114	.820	12	3	17	3	.471	1	0	0-0	56	69	0	1.000
Matthews, Brice	.409	33-33	127	41	52	9	2	13	53	104	.819	26	2	31	0	.503	4	1	15-19	41	65	12	.898
Anglim, Garrett	.344	19-17	61	19	21	1	1	5	13	39	.639	4	8	20	0	.446	1	0	2-3	18	0	0	1.000
Cervantes, Efray	.333	19-8	39	8	13	1	0	2	5	20	.513	1	1	7	0	.366	0	0	0-0	33	5	0	1.000
Burnham, Casey	.329	28-28	85	27	28	8	1	1	12	41	.482	6	13	27	0	.452	0	6	7-7	70	0	1	.986
Evans, Cole	.309	28-23	81	22	25	6	0	2	14	37	.457	13	3	21	2	.423	0	1	8-11	38	0	3	.927
Swansen, Gabe	.298	28-25	94	25	28	8	0	10	28	66	.702	9	5	22	1	.385	1	0	1-3	42	1	0	1.000
Caron, Josh	.292	29-29	113	19	33	9	0	4	19	54	.478	9	8	18	1	.379	2	0	1-1	202	21	0	1.000
Carey, Dylan	.286	32-32	133	23	38	8	1	3	17	57	.429	9	6	33	0	.353	2	0	2-3	18	51	2	.972
Columbus, Ben	.286	28-22	84	18	24	5	0	0	11	29	.345	15	2	22	0	.394	3	0	1-1	131	7	0	1.000
Fischer, Charlie	.280	30-22	82	22	23	3	2	4	25	42	.512	11	3	32	1	.378	2	0	0-0	115	2	0	1.000
Everitt, Griffin	.245	21-14	53	9	13	2	1	2	10	23	.434	8	1	13	2	.355	0	0	1-2	0	0	0	.000
Walsh, Will	.188	15-8	32	5	6	1	0	2	4	13	.406	3	2	11	0	.297	0	0	0-0	61	10	1	.986
Sartori, Luke	.133	21-2	15	6	2	0	0	0	1	2	.133	0	3	7	0	.278	0	0	2-2	11	0	0	1.000
Mozley, Blake	.111	8-1	9	0	1	1	0	0	0	2	.222	1	0	4	0	.200	0	0	0-0	6	1	0	1.000
Jessen, Luke	.000	7-0	6	0	0	0	0	0	0	0	.000	1	0	2	0	.143	0	0	0-0	0	0	1	.000
Young, Daniel	.000	3-0	3	0	0	0	0	0	0	0	.000	0	0	2	0	.000	0	0	0-0	0	0	0	.000
Totals	.316	33	1156	273	365	75	10	61	257	643	.556	128	60	289	10	.407	16	8	40-52	852	272	22	.981
Opponents	.230	33	1067	156	245	34	8	27	140	376	.352	107	45	276	9	.323	10	10	21-31	830	286	37	.968

LOB - Team (267), Opp (231). DPs turned - Team (14), Opp (15). CI - Team (0), Opp (3). IBB - Team (8), Anderson, M. 5, Caron, J. 1, Matthews, B. 1, Anglim, G. 1, Opp (3). Picked off - Anderson, M. 1, Swansen, G. 1, Caron, J. 1, Carey, D. 1.

(All games Sorted by Earned run avg)

Player	era	w-l	app	gs	cg	sho	sv	ip	h	r	er	bb	so	2b	3b	hr	b/avg	wp	hp	bk	sfa	sha
Gutierrez, JC	0.00	0-0	3	0	0	0/1	0	2.2	2	0	0	2	3	0	0	0	.200	1	0	0	0	0
Novotny, Sam	0.00	0-0	1	0	0	0/0	0	0.1	0	0	0	0	0	0	0	0	.000	0	0	0	0	0
Bunz, Jake	1.00	0-0	8	0	0	0/0	0	9.0	5	4	1	4	14	0	0	2	.161	1	0	0	0	0
Hawkins, Corbin	2.25	2-0	10	0	0	0/0	0	16.0	17	4	4	6	15	1	0	0	.279	0	1	1	1	0
Brockett, Jackson	2.57	2-0	9	4	0	0/0	0	28.0	17	8	8	11	25	6	0	0	.170	4	1	0	0	1
Walsh, Will	3.04	2-1	7	3	0	0/0	0	23.2	17	9	8	4	24	0	0	3	.198	2	1	0	0	1
Olson, Emmett	3.35	5-1	9	9	1	0/0	0	53.2	34	22	20	16	56	5	1	8	.181	4	7	0	1	1
Ornelas, Mason	3.60	0-0	4	0	0	0/0	0	5.0	1	3	2	4	3	0	0	1	.067	0	2	0	1	0
Kaminska, Jace	3.98	5-2	8	8	0	0/1	0	40.2	37	20	18	9	25	6	1	2	.233	2	3	0	0	1
Christo, Drew	4.05	0-0	6	1	0	0/0	0	6.2	4	5	3	5	6	0	0	0	.182	1	4	0	1	1
Schanaman, Shay	4.11	2-3	14	0	0	0/0	4	30.2	18	15	14	14	41	3	1	1	.168	5	10	0	1	1
Worthley, Jalen	4.91	0-0	6	0	0	0/1	0	7.1	6	4	4	3	6	0	0	0	.222	1	2	0	0	0
Perry, Kyle	4.97	0-0	8	0	0	0/0	1	12.2	10	8	7	2	12	2	1	2	.222	0	5	0	1	2
Garza, Michael	5.06	2-3	8	3	0	0/0	0	21.1	28	12	12	8	20	4	1	2	.308	4	1	1	0	1
Berggren, Austin	8.10	0-0	3	0	0	0/0	0	3.1	4	5	3	2	5	0	0	0	.333	1	0	0	2	1
Sears, Brett	9.64	0-0	6	0	0	0/0	0	4.2	11	5	5	3	7	3	0	2	.458	1	0	0	1	0
Clark, Caleb	14.67	1-1	8	5	0	0/0	0	15.1	28	26	25	11	10	2	3	4	.389	1	7	0	1	0
Rizzo, Will	18.00	0-0	5	0	0	0/0	0	3.0	6	6	6	3	4	2	0	0	.375	2	1	0	0	0
Totals	4.44	21-11	33	33	1	1/1	5	284.0	245	156	140	107	276	34	8	27	.230	30	45	2	10	10
Opponents	7.67	11-21	33	33	1	0/0	8	277.0	365	273	236	128	289	75	10	61	.316	37	60	8	16	8

PB - Team (6), Columbus, B. 3, Caron, J. 3, Opp (3). Pickoffs - Team (1), Olson, E. 1, Opp (4). SBA/ATT - Caron, J. (17-24), Columbus, B. (4-5), Olson, E. (2-5), Kaminska, J. (2-4), Garza, M. (4-4), Clark, C. (4-4), Schanaman, S (4-4), Christo, D. (2-3), Walsh, W. (1-3), Perry, K. (1-2), Sears, B. (1-1), Hawkins, C. (0-1).

BIG TEN RECORD: 7-2

Home: 5-1 | Away: 2-1

Player	avg	gp-gs	ab	r	h	2b	3b	hr	rbi	tb	slg%	bb	hp	so	gdp	ob%	sf	sh	sb-att	po	a	e	fld%
Cervantes, Efray	.500	5-2	10	3	5	1	0	0	2	6	.600	0	0	1	0	.500	0	0	0-0	13	1	0	1.000
Swansen, Gabe	.429	8-7	28	8	12	4	0	6	15	34	1.214	1	0	3	1	.433	1	0	0-0	9	0	0	1.000
Matthews, Brice	.405	9-9	37	13	15	1	1	6	16	36	.973	6	0	5	0	.477	1	1	3-3	8	13	0	1.000
Anderson, Max	.385	9-9	39	12	15	4	0	7	17	40	1.026	2	1	4	1	.419	1	0	0-0	13	16	0	1.000
Burnham, Casey	.300	8-8	30	7	9	0	0	1	2	12	.400	3	2	7	0	.400	0	1	3-3	20	0	0	1.000
Fischer, Charlie	.300	8-5	20	5	6	0	2	1	7	13	.650	2	0	10	1	.348	1	0	0-0	28	0	0	1.000
Evans, Cole	.290	9-9	31	9	9	3	0	0	3	12	.387	5	1	7	2	.405	0	1	3-3	16	0	2	.889
Carey, Dylan	.263	9-9	38	4	10	1	0	1	4	14	.368	2	2	10	0	.326	1	0	1-2	5	20	2	.926
Columbus, Ben	.250	7-5	20	5	5	1	0	0	2	6	.300	2	0	2	0	.304	1	0	1-1	36	1	0	1.000
Caron, Josh	.233	8-8	30	4	7	3	0	1	4	13	.433	4	2	1	0	.361	0	0	0-0	82	8	0	1.000
Everitt, Griffin	.231	5-4	13	4	3	0	0	1	2	6	.462	1	0	3	1	.286	0	0	0-0	0	0	0	.000
Anglim, Garrett	.200	5-5	15	4	3	0	0	1	2	6	.400	2	4	4	0	.429	0	0	0-0	0	0	0	.000
Mozley, Blake	.000	2-1	2	0	0	0	0	0	0	0	.000	1	0	2	0	.333	0	0	0-0	4	0	0	1.000
Sartori, Luke	.000	6-0	2	0	0	0	0	0	0	0	.000	0	1	2	0	.333	0	0	0-0	2	0	0	1.000
Jessen, Luke	.000	3-0	2	0	0	0	0	0	0	0	.000	1	0	2	0	.333	0	0	0-0	0	0	0	.000
Walsh, Will	.000	2-0	2	0	0	0	0	0	0	0	.000	0	0	1	0	.000	0	0	0-0	6	2	0	1.000
Young, Daniel	.000	1-0	1	0	0	0	0	0	0	0	.000	0	0	1	0	.000	0	0	0-0	0	0	0	.000
Totals	.309	9	320	78	99	18	3	25	76	198	.619	32	13	65	6	.388	6	3	11-12	243	75	4	.988
Opponents	.228	9	307	39	70	8	1	8	34	104	.339	29	6	92	3	.306	1	2	0-2	231	82	11	.966

LOB - Team (65), Opp (63). DPs turned - Team (3), Opp (7). Picked off - Carey, D. 1.

(Big Ten games only Sorted by Earned run avg)

Player	era	w-l	app	gs	cg	sho	sv	ip	h	r	er	bb	so	2b	3b	hr	b/avg	wp	hp	bks	sfa	sha
Hawkins, Corbin	0.00	1-0	3	0	0	0/0	0	5.2	6	0	0	1	6	0	0	0	.273	0	0	0	0	0
Schanaman, Shay	0.00	1-0	3	0	0	0/0	1	5.1	1	0	0	1	9	0	0	0	.063	0	2	0	0	0
Worthley, Jalen	0.00	0-0	1	0	0	0/0	0	1.1	0	0	0	0	1	0	0	0	.000	1	0	0	0	0
Sears, Brett	0.00	0-0	1	0	0	0/0	0	1.0	1	0	0	1	2	0	0	0	.250	0	0	0	0	0
Christo, Drew	0.00	0-0	1	0	0	0/0	0	1.0	0	0	0	1	1	0	0	0	.000	0	0	0	0	0
Bunz, Jake	1.80	0-0	3	0	0	0/0	0	5.0	3	1	1	0	8	0	0	1	.167	0	0	0	0	0
Perry, Kyle	2.08	0-0	3	0	0	0/0	0	4.1	3	1	1	0	7	0	0	0	.188	0	1	0	0	0
Brockett, Jackson	2.45	1-0	3	1	0	0/0	0	14.2	9	4	4	6	12	3	0	0	.176	1	0	0	0	1
Walsh, Will	3.38	1-0	2	2	0	0/0	0	8.0	9	3	3	2	7	0	0	1	.273	0	0	0	0	0
Olson, Emmett	4.00	1-0	3	3	0	0/0	0	18.0	10	8	8	7	22	1	0	2	.159	3	0	0	0	0
Garza, Michael	9.00	1-1	2	1	0	0/0	0	6.0	10	6	6	2	7	1	0	2	.357	1	0	0	0	0
Clark, Caleb	9.00	0-0	1	0	0	0/0	0	1.0	2	1	1	1	0	0	0	1	.400	0	1	0	0	0
Kaminska, Jace	9.39	1-1	2	2	0	0/0	0	7.2	10	8	8	4	6	1	1	1	.313	2	1	0	0	1
Berggren, Austin	27.00	0-0	1	0	0	0/0	0	0.2	2	2	2	1	1	0	0	0	.667	1	0	0	1	0
Rizzo, Will	33.75	0-0	2	0	0	0/0	0	1.1	4	5	5	2	3	2	0	0	.444	1	1	0	0	0
Totals	4.33	7-2	9	9	0	0/0	1	81.0	70	39	39	29	92	8	1	8	.228	10	6	0	1	2
Opponents	8.42	2-7	9	9	0	0/0	2	77.0	99	78	72	32	65	18	3	25	.309	10	13	4	6	3

PB - Team (1), Caron, J. 1, Opp (1). Pickoffs - Team (0), Opp (1). SBA/ATT - Caron, J. (0-2), Walsh, W. (0-1), Olson, E. (0-1).

HOME RECORD: 10-3

BIG: 5-1

Player	avg	gp-gs	ab	r	h	2b	3b	hr	rbi	tb	slg%	bb	hp	so	gdp	ob%	sf	sh	sb-att	po	a	e	fld%
Cervantes, Efray	.533	9-2	15	4	8	1	0	0	3	9	.600	0	0	1	0	.533	0	0	0-0	11	2	0	1.000
Evans, Cole	.472	11-11	36	11	17	5	0	2	11	28	.778	5	2	6	2	.558	0	1	4-5	17	0	2	.895
Matthews, Brice	.429	13-13	49	17	21	2	1	7	20	46	.939	8	1	8	0	.500	2	1	7-9	11	25	4	.900
Swansen, Gabe	.422	12-11	45	17	19	5	0	9	20	51	1.133	1	2	8	1	.458	0	0	0-0	12	0	0	1.000
Burnham, Casey	.400	10-10	30	6	12	3	0	0	7	15	.500	2	4	9	0	.500	0	2	3-3	23	0	1	.958
Anderson, Max	.340	13-13	53	14	18	6	1	5	16	41	.774	5	2	7	1	.417	0	0	0-0	20	26	0	1.000
Fischer, Charlie	.317	13-12	41	13	13	2	2	2	14	25	.610	3	1	20	1	.370	1	0	0-0	60	1	0	1.000
Columbus, Ben	.281	11-9	32	9	9	2	0	0	4	11	.344	7	0	6	0	.400	1	0	1-1	64	4	0	1.000
Everitt, Griffin	.278	7-5	18	8	5	0	1	2	7	13	.722	4	0	2	1	.409	0	0	1-2	0	0	0	.000
Anglim, Garrett	.273	4-4	11	6	3	0	0	2	3	9	.818	1	5	2	0	.529	0	0	0-0	0	0	0	.000
Walsh, Will	.250	6-2	8	1	2	0	0	1	2	5	.625	1	0	4	0	.333	0	0	0-0	16	3	1	.950
Sartori, Luke	.200	9-1	5	2	1	0	0	0	0	1	.200	0	3	2	0	.500	0	0	2-2	5	0	0	1.000
Caron, Josh	.190	11-11	42	6	8	2	0	0	5	10	.238	5	2	9	0	.306	0	0	0-0	88	10	0	1.000
Carey, Dylan	.188	12-12	48	5	9	1	1	1	3	15	.313	1	3	16	0	.245	1	0	0-0	6	22	2	.933
Mozley, Blake	.000	4-1	3	0	0	0	0	0	0	0	.000	1	0	2	0	.250	0	0	0-0	5	0	0	1.000
Jessen, Luke	.000	3-0	3	0	0	0	0	0	0	0	.000	0	0	2	0	.000	0	0	0-0	0	0	0	.000
Young, Daniel	.000	1-0	1	0	0	0	0	0	0	0	.000	0	0	1	0	.000	0	0	0-0	0	0	0	.000
Totals	.330	13	440	119	145	29	6	31	115	279	.634	44	25	105	6	.416	5	4	18-22	342	109	11	.976
Opponents	.211	13	426	51	90	6	1	10	44	128	.300	42	13	136	4	.298	5	1	8-11	311	98	13	.969

LOB - Team (90), Opp (94). DPs turned - Team (4), Opp (6). CI - Team (0), Opp (3). IBB - Team (1), Anderson, M. 1, Opp (1).
Picked off - Anderson, M. 1, Carey, D. 1.

(Home games Sorted by Earned run avg)

Player	era	w-l	app	gs	cg	sho	sv	ip	h	r	er	bb	so	2b	3b	hr	b/avg	wp	hp	bks	sfa	sha
Ornelas, Mason	0.00	0-0	2	0	0	0/0	0	3.0	0	1	0	2	3	0	0	0	.000	0	1	0	0	0
Worthley, Jalen	0.00	0-0	2	0	0	0/1	0	2.1	1	0	0	1	4	0	0	0	.125	1	0	0	0	0
Sears, Brett	0.00	0-0	2	0	0	0/0	0	2.0	3	0	0	1	4	0	0	0	.333	0	0	0	0	0
Gutierrez, JC	0.00	0-0	1	0	0	0/1	0	1.0	0	0	0	2	1	0	0	0	.000	0	0	0	0	0
Hawkins, Corbin	0.96	1-0	4	0	0	0/0	0	9.1	8	1	1	1	11	0	0	0	.235	0	0	0	1	0
Brockett, Jackson	1.32	2-0	3	2	0	0/0	0	13.2	8	2	2	4	13	3	0	0	.167	2	0	0	0	0
Walsh, Will	1.38	2-0	3	2	0	0/0	0	13.0	5	2	2	3	18	0	0	1	.114	1	0	0	0	0
Kaminska, Jace	1.38	2-0	2	2	0	0/1	0	13.0	8	2	2	3	6	0	0	1	.170	1	0	0	0	0
Schanaman, Shay	2.57	0-2	6	0	0	0/0	3	14.0	8	5	4	8	20	1	0	0	.167	1	5	0	1	1
Bunz, Jake	3.00	0-0	2	0	0	0/0	0	3.0	2	1	1	0	4	0	0	1	.182	0	0	0	0	0
Christo, Drew	3.86	0-0	4	1	0	0/0	0	4.2	3	2	2	3	3	0	0	0	.188	1	2	0	1	0
Olson, Emmett	4.96	2-0	3	3	0	0/0	0	16.1	12	9	9	6	22	0	0	2	.200	2	2	0	0	0
Perry, Kyle	6.23	0-0	3	0	0	0/0	0	4.1	5	3	3	0	6	0	0	1	.278	0	1	0	0	0
Berggren, Austin	10.12	0-0	2	0	0	0/0	0	2.2	3	3	3	2	5	0	0	0	.300	1	0	0	1	0
Garza, Michael	10.80	0-1	2	2	0	0/0	0	5.0	10	6	6	0	8	0	0	2	.400	2	0	0	0	0
Clark, Caleb	13.50	1-0	4	1	0	0/0	0	5.1	10	9	8	4	5	0	1	2	.385	1	1	0	1	0
Rizzo, Will	33.75	0-0	2	0	0	0/0	0	1.1	4	5	5	2	3	2	0	0	.444	1	1	0	0	0
Totals	3.79	10-3	13	13	0	1/1	3	114.0	90	51	48	42	136	6	1	10	.211	14	13	0	5	1
Opponents	9.35	3-10	13	13	0	0/0	3	104.0	145	119	108	44	105	29	6	31	.330	17	25	4	5	4

PB - Team (1), Caron, J. 1, Opp (1). Pickoffs - Team (0), Opp (2). SBA/ATT - Caron, J. (6-8), Olson, E. (2-3), Walsh, W. (1-2), Columbus, B. (2-2), Schanaman, S (2-2), Christo, D. (2-2), Garza, M. (1-1), Kaminska, J. (0-1).

ROAD/NEUTRAL RECORD: 11-8-1

BIG: 2-1 | Away: 6-6-1 | Neutral: 5-2

Player	avg	gp-gs	ab	r	h	2b	3b	hr	rbi	tb	slg%	bb	hp	so	gdp	ob%	sf	sh	sb-att	po	a	e	fld%
Anderson, Max	.465	20-20	86	15	40	7	1	8	29	73	.849	7	1	10	2	.505	1	0	0-0	36	43	0	1.000
Matthews, Brice	.397	20-20	78	24	31	7	1	6	33	58	.744	18	1	23	0	.505	2	0	8-10	30	40	8	.897
Anglim, Garrett	.360	15-13	50	13	18	1	1	3	10	30	.600	3	3	18	0	.421	1	0	2-3	18	0	0	1.000
Caron, Josh	.352	18-18	71	13	25	7	0	4	14	44	.620	4	6	9	1	.422	2	0	1-1	114	11	0	1.000
Carey, Dylan	.341	20-20	85	18	29	7	0	2	14	42	.494	8	3	17	0	.412	1	0	2-3	12	29	0	1.000
Burnham, Casey	.291	18-18	55	21	16	5	1	1	5	26	.473	4	9	18	0	.426	0	4	4-4	47	0	0	1.000
Columbus, Ben	.288	17-13	52	9	15	3	0	0	7	18	.346	8	2	16	0	.391	2	0	0-0	67	3	0	1.000
Fischer, Charlie	.244	17-10	41	9	10	1	0	2	11	17	.415	8	2	12	0	.385	1	0	0-0	55	1	0	1.000
Everitt, Griffin	.229	14-9	35	1	8	2	0	0	3	10	.286	4	1	11	1	.325	0	0	0-0	0	0	0	.000
Cervantes, Efray	.208	10-6	24	4	5	0	0	2	2	11	.458	1	1	6	0	.269	0	0	0-0	22	3	0	1.000
Swansen, Gabe	.184	16-14	49	8	9	3	0	1	8	15	.306	8	3	14	0	.328	1	0	1-3	30	1	0	1.000
Evans, Cole	.178	17-12	45	11	8	1	0	0	3	9	.200	8	1	15	0	.315	0	0	4-6	21	0	1	.955
Walsh, Will	.167	9-6	24	4	4	1	0	1	2	8	.333	2	2	7	0	.286	0	0	0-0	45	7	0	1.000
Mozley, Blake	.167	4-0	6	0	1	1	0	0	0	2	.333	0	0	2	0	.167	0	0	0-0	1	1	0	1.000
Sartori, Luke	.100	12-1	10	4	1	0	0	0	1	1	.100	0	0	5	0	.100	0	0	0-0	6	0	0	1.000
Jessen, Luke	.000	4-0	3	0	0	0	0	0	0	0	.000	1	0	0	0	.250	0	0	0-0	0	0	1	.000
Young, Daniel	.000	2-0	2	0	0	0	0	0	0	0	.000	0	0	1	0	.000	0	0	0-0	0	0	0	.000
Totals	.307	20	716	154	220	46	4	30	142	364	.508	84	35	184	4	.401	11	4	22-30	510	163	11	.984
Opponents	.242	20	641	105	155	28	7	17	96	248	.387	65	32	140	5	.339	5	9	13-20	519	188	24	.967

LOB - Team (177), Opp (137). DPs turned - Team (10), Opp (9). IBB - Team (7), Anderson, M. 4, Matthews, B. 1, Anglim, G. 1, Caron, J. 1, Opp (2). Picked off - Caron, J. 1, Swansen, G. 1.

(Sorted by Earned run avg)

Player	era	w-l	app	gs	cg	sho	sv	ip	h	r	er	bb	so	2b	3b	hr	b/avg	wp	hp	bk	sfa	sha
Bunz, Jake	0.00	0-0	6	0	0	0/0	0	6.0	3	3	0	4	10	0	0	1	.150	1	0	0	0	0
Gutierrez, JC	0.00	0-0	2	0	0	0/0	0	1.2	2	0	0	0	2	0	0	0	.286	1	0	0	0	0
Berggren, Austin	0.00	0-0	1	0	0	0/0	0	0.2	1	2	0	0	0	0	0	0	.500	0	0	0	1	1
Novotny, Sam	0.00	0-0	1	0	0	0/0	0	0.1	0	0	0	0	0	0	0	0	.000	0	0	0	0	0
Olson, Emmett	2.65	3-1	6	6	1	0/0	0	37.1	22	13	11	10	34	5	1	6	.172	2	5	0	1	1
Garza, Michael	3.31	2-2	6	1	0	0/0	0	16.1	18	6	6	8	12	4	1	0	.273	2	1	1	0	1
Brockett, Jackson	3.77	0-0	6	2	0	0/0	0	14.1	9	6	6	7	12	3	0	0	.173	2	1	0	0	1
Hawkins, Corbin	4.05	1-0	6	0	0	0/0	0	6.2	9	3	3	5	4	1	0	0	.333	0	1	1	0	0
Perry, Kyle	4.32	0-0	5	0	0	0/0	1	8.1	5	5	4	2	6	2	1	1	.185	0	4	0	1	2
Christo, Drew	4.50	0-0	2	0	0	0/0	0	2.0	1	3	1	2	3	0	0	0	.167	0	2	0	0	1
Walsh, Will	5.06	0-1	4	1	0	0/0	0	10.2	12	7	6	1	6	0	0	2	.286	1	1	0	0	1
Kaminska, Jace	5.20	3-2	6	6	0	0/0	0	27.2	29	18	16	6	19	6	1	1	.259	1	3	0	0	1
Schanaman, Shay	5.40	2-1	8	0	0	0/0	1	16.2	10	10	10	6	21	2	1	1	.169	4	5	0	0	0
Rizzo, Will	5.40	0-0	3	0	0	0/0	0	1.2	2	1	1	1	1	0	0	0	.286	1	0	0	0	0
Worthley, Jalen	7.20	0-0	4	0	0	0/0	0	5.0	5	4	4	2	2	0	0	0	.263	0	2	0	0	0
Ornelas, Mason	9.00	0-0	2	0	0	0/0	0	2.0	1	2	2	2	0	0	0	1	.200	0	1	0	1	0
Clark, Caleb	15.30	0-1	4	4	0	0/0	0	10.0	18	17	17	7	5	2	2	2	.391	0	6	0	0	0
Sears, Brett	16.88	0-0	4	0	0	0/0	0	2.2	8	5	5	2	3	3	0	2	.533	1	0	0	1	0
Totals	4.87	11-8	20	20	1	0/0	2	170.0	155	105	92	65	140	28	7	17	.242	16	32	2	5	9
Opponents	6.66	8-11	20	20	1	0/0	5	173.0	220	154	128	84	184	46	4	30	.307	20	35	4	11	4

PB - Team (5), Columbus, B. 3, Caron, J. 2, Opp (2). Pickoffs - Team (1), Olson, E. 1, Opp (2). SBA/ATT - Caron, J. (11-16), Clark, C. (4-4), Garza, M. (3-3), Kaminska, J. (2-3), Columbus, B. (2-3), Schanaman, S (2-2), Olson, E. (0-2), Perry, K. (1-2), Christo, D. (0-1), Walsh, W. (0-1), Hawkins, C. (0-1), Sears, B. (1-1).

VS. NORTHWESTERN: 3-0

BIG: 3-0 | Home: 3-0 | Away: 0-0 | Neutral: 0-0

Player	avg	gp-gs	ab	r	h	2b	3b	hr	rbi	tb	slg%	bb	hp	so	gdp	ob%	sf	sh	sb-att	po	a	e	fld%
Cervantes, Efry	1.000	3-0	3	1	3	1	0	0	1	4	1.333	0	0	0	0	1.000	0	0	0-0	1	1	0	1.000
Everitt, Griffin	1.000	1-0	1	1	1	0	0	0	1	1	1.000	0	0	0	0	1.000	0	0	0-0	0	0	0	.000
Anderson, Max	.583	3-3	12	6	7	3	0	2	6	16	1.333	2	0	1	1	.643	0	0	0-0	4	6	0	1.000
Matthews, Brice	.538	3-3	13	6	7	1	1	3	7	19	1.462	1	0	1	0	.571	0	0	1-1	3	5	0	1.000
Swansen, Gabe	.538	3-3	13	5	7	3	0	3	8	19	1.462	0	0	0	0	.538	0	0	0-0	4	0	0	1.000
Columbus, Ben	.500	1-1	4	1	2	1	0	0	1	3	.750	0	0	0	0	.500	0	0	0-0	6	1	0	1.000
Burnham, Casey	.385	3-3	13	3	5	0	0	0	1	5	.385	0	1	3	0	.429	0	0	1-1	9	0	0	1.000
Fischer, Charlie	.333	3-3	9	4	3	0	2	1	5	10	1.111	1	0	3	0	.364	1	0	0-0	22	0	0	1.000
Evans, Cole	.222	3-3	9	3	2	1	0	0	1	3	.333	1	0	1	1	.300	0	1	0-0	5	0	0	1.000
Carey, Dylan	.182	3-3	11	1	2	1	0	0	0	3	.273	1	1	3	0	.308	0	0	0-0	2	7	1	.900
Anglim, Garrett	.143	3-3	7	4	1	0	0	1	2	4	.571	1	4	1	0	.500	0	0	0-0	0	0	0	.000
Caron, Josh	.125	2-2	8	0	1	0	0	0	2	1	.125	1	0	0	0	.222	0	0	0-0	21	2	0	1.000
Jessen, Luke	.000	2-0	2	0	0	0	0	0	0	0	.000	0	0	2	0	.000	0	0	0-0	0	0	0	.000
Walsh, Will	.000	1-0	1	0	0	0	0	0	0	0	.000	0	0	0	0	.000	0	0	0-0	3	1	0	1.000
Sartori, Luke	.000	2-0	1	0	0	0	0	0	0	0	.000	0	1	1	0	.500	0	0	0-0	0	0	0	.000
Young, Daniel	.000	1-0	1	0	0	0	0	0	0	0	.000	0	0	1	0	.000	0	0	0-0	0	0	0	.000
Mozley, Blake	.000	1-0	1	0	0	0	0	0	0	0	.000	0	0	1	0	.000	0	0	0-0	1	0	0	1.000
Totals	.376	3	109	35	41	11	3	10	35	88	.807	8	7	18	2	.448	1	1	2-2	81	28	1	.991
Opponents	.177	3	96	10	17	2	0	3	9	28	.292	14	2	28	2	.292	1	0	0-1	72	26	2	.980

LOB - Team (19), Opp (22). DPs turned - Team (2), Opp (2). Picked off - Carey, D. 1.

(Home games vs Northwestern Sorted by Earned run avg)

Player	era	w-l	app	gs	cg	sho	sv	ip	h	r	er	bb	so	2b	3b	hr	b/avg	wp	hp	bk	sfa	sha
Brockett, Jackson	0.00	1-0	1	1	0	0/0	0	6.0	3	0	0	3	4	1	0	0	.150	0	0	0	0	0
Walsh, Will	0.00	1-0	1	1	0	0/0	0	5.0	2	0	0	1	5	0	0	0	.111	0	0	0	0	0
Hawkins, Corbin	0.00	1-0	1	0	0	0/0	0	3.1	1	0	0	1	2	0	0	0	.100	0	0	0	0	0
Perry, Kyle	0.00	0-0	1	0	0	0/0	0	2.1	1	0	0	0	4	0	0	0	.125	0	0	0	0	0
Worthley, Jalen	0.00	0-0	1	0	0	0/0	0	1.1	0	0	0	0	1	0	0	0	.000	1	0	0	0	0
Sears, Brett	0.00	0-0	1	0	0	0/0	0	1.0	1	0	0	1	2	0	0	0	.250	0	0	0	0	0
Christo, Drew	0.00	0-0	1	0	0	0/0	0	1.0	0	0	0	1	1	0	0	0	.000	0	0	0	0	0
Olson, Emmett	8.10	0-0	1	1	0	0/0	0	3.1	2	3	3	4	4	0	0	1	.182	1	0	0	0	0
Clark, Caleb	9.00	0-0	1	0	0	0/0	0	1.0	2	1	1	1	0	0	0	1	.400	0	1	0	0	0
Bunz, Jake	9.00	0-0	1	0	0	0/0	0	1.0	1	1	1	0	1	0	0	1	.250	0	0	0	0	0
Rizzo, Will	27.00	0-0	1	0	0	0/0	0	1.0	2	3	3	1	3	1	0	0	.333	1	1	0	0	0
Berggren, Austin	27.00	0-0	1	0	0	0/0	0	0.2	2	2	2	1	1	0	0	0	.667	1	0	0	1	0
Totals	3.33	3-0	3	3	0	0/0	0	27.0	17	10	10	14	28	2	0	3	.177	4	2	0	1	0
Opponents	12.75	0-3	3	3	0	0/0	0	24.0	41	35	34	8	18	11	3	10	.376	3	7	4	1	1

Pickoffs - Team (0), Opp (1). SBA/ATT - Olson, E. (0-1), Caron, J. (0-1).

LAST FIVE GAMES: 4-1

BIG: 4-0 | Home: 3-1 | Away: 1-0 | Neutral: 0-0

Player	avg	gp-gs	ab	r	h	2b	3b	hr	rbi	tb	slg%	bb	hp	so	gdp	ob%	sf	sh	sb-att	po	a	e	fld%
Cervantes, Efray	.667	4-1	6	2	4	1	0	0	1	5	.833	0	0	1	0	.667	0	0	0-0	6	1	0	1.000
Anderson, Max	.476	5-5	21	8	10	4	0	3	9	23	1.095	3	0	2	1	.542	0	0	0-0	6	8	0	1.000
Matthews, Brice	.450	5-5	20	10	9	1	1	4	10	24	1.200	3	1	2	0	.542	0	0	2-3	9	9	1	.947
Swansen, Gabe	.429	5-5	21	6	9	4	0	4	12	25	1.190	0	0	2	0	.409	1	0	0-0	6	0	0	1.000
Burnham, Casey	.333	5-5	21	4	7	2	0	0	2	9	.429	1	1	5	0	.391	0	0	2-2	14	0	1	.933
Fischer, Charlie	.333	5-4	15	5	5	0	2	1	7	12	.800	2	1	5	0	.421	1	0	0-0	27	0	0	1.000
Everitt, Griffin	.333	2-1	3	1	1	0	0	0	1	1	.333	0	0	1	0	.333	0	0	0-0	0	0	0	.000
Anglim, Garrett	.273	4-4	11	6	3	0	0	2	3	9	.818	1	5	2	0	.529	0	0	0-0	0	0	0	.000
Carey, Dylan	.250	5-5	20	2	5	1	0	0	1	6	.300	1	1	4	0	.318	0	0	0-1	6	11	1	.944
Caron, Josh	.222	4-4	18	2	4	2	0	1	3	9	.500	1	0	2	0	.263	0	0	0-0	37	3	0	1.000
Columbus, Ben	.222	3-2	9	1	2	1	0	0	1	3	.333	1	0	2	0	.300	0	0	0-0	15	2	0	1.000
Evans, Cole	.214	4-4	14	4	3	1	0	0	1	4	.286	1	0	3	1	.267	0	1	1-1	6	0	0	1.000
Jessen, Luke	.000	3-0	2	0	0	0	0	0	0	0	.000	1	0	2	0	.333	0	0	0-0	0	0	0	.000
Walsh, Will	.000	1-0	1	0	0	0	0	0	0	0	.000	0	0	0	0	.000	0	0	0-0	4	2	0	1.000
Young, Daniel	.000	1-0	1	0	0	0	0	0	0	0	.000	0	0	1	0	.000	0	0	0-0	0	0	0	.000
Mozley, Blake	.000	1-0	1	0	0	0	0	0	0	0	.000	0	0	1	0	.000	0	0	0-0	1	0	0	1.000
Sartori, Luke	.000	2-0	1	0	0	0	0	0	0	0	.000	0	1	1	0	.500	0	0	0-0	0	0	0	.000
Totals	.335	5	185	51	62	17	3	15	51	130	.703	15	10	36	2	.410	2	1	5-7	138	48	3	.984
Opponents	.228	5	171	19	39	3	1	5	18	59	.345	20	4	44	2	.317	4	1	0-2	129	44	6	.966

LOB - Team (34), Opp (43). DPs turned - Team (2), Opp (2). CI - Team (0), Opp (1). IBB - Team (1), Anderson, M. 1, Opp (1).
Picked off - Anderson, M. 1, Carey, D. 1.

(Sorted by Earned run avg)

Player	era	w-l	app	gs	cg	sho	sv	ip	h	r	er	bb	so	2b	3b	hr	b/avg	wp	hp	bk	sfa	sha
Brockett, Jackson	0.00	1-0	1	1	0	0/0	0	6.0	3	0	0	3	4	1	0	0	.150	0	0	0	0	0
Garza, Michael	0.00	1-0	1	0	0	0/0	0	4.0	3	0	0	2	4	1	0	0	.200	0	0	0	0	0
Perry, Kyle	0.00	0-0	1	0	0	0/0	0	2.1	1	0	0	0	4	0	0	0	.125	0	0	0	0	0
Christo, Drew	0.00	0-0	2	0	0	0/0	0	2.0	0	0	0	1	1	0	0	0	.000	0	0	0	0	0
Worthley, Jalen	0.00	0-0	1	0	0	0/0	0	1.1	0	0	0	0	1	0	0	0	.000	1	0	0	0	0
Sears, Brett	0.00	0-0	1	0	0	0/0	0	1.0	1	0	0	1	2	0	0	0	.250	0	0	0	0	0
Hawkins, Corbin	1.42	1-0	2	0	0	0/0	0	6.1	4	1	1	1	5	0	0	0	.190	0	0	0	1	0
Schanaman, Shay	2.25	0-1	1	0	0	0/0	0	4.0	3	1	1	2	2	0	0	0	.231	0	2	0	1	1
Bunz, Jake	3.00	0-0	2	0	0	0/0	0	3.0	2	1	1	0	5	0	0	1	.182	0	0	0	0	0
Walsh, Will	3.38	1-0	2	2	0	0/0	0	8.0	9	3	3	2	7	0	0	1	.273	0	0	0	0	0
Olson, Emmett	8.10	0-0	1	1	0	0/0	0	3.1	2	3	3	4	4	0	0	1	.182	1	0	0	0	0
Clark, Caleb	12.00	0-0	2	1	0	0/0	0	3.0	7	5	4	2	1	0	1	2	.438	0	1	0	1	0
Rizzo, Will	27.00	0-0	1	0	0	0/0	0	1.0	2	3	3	1	3	1	0	0	.333	1	1	0	0	0
Berggren, Austin	27.00	0-0	1	0	0	0/0	0	0.2	2	2	2	1	1	0	0	0	.667	1	0	0	1	0
Totals	3.52	4-1	5	5	0	0/0	0	46.0	39	19	18	20	44	3	1	5	.228	4	4	0	4	1
Opponents	10.47	1-4	5	5	0	0/0	1	43.0	62	51	50	15	36	17	3	15	.335	5	10	4	2	1

Pickoffs - Team (0), Opp (2). SBA/ATT - Caron, J. (0-2), Olson, E. (0-1), Walsh, W. (0-1).

LAST 10 GAMES: 7-3

BIG: 5-1 | Home: 3-1 | Away: 3-2 | Neutral: 1-0

Player	avg	gp-gs	ab	r	h	2b	3b	hr	rbi	tb	slg%	bb	hp	so	gdp	ob%	sf	sh	sb-att	po	a	e	fld%
Cervantes, Efry	.500	5-1	8	2	4	1	0	0	1	5	.625	0	0	2	0	.500	0	0	0-0	9	2	0	1.000
Matthews, Brice	.439	10-10	41	17	18	2	1	5	17	37	.902	7	1	7	0	.520	1	0	6-7	15	20	4	.897
Anderson, Max	.432	10-10	44	13	19	4	0	7	18	44	1.000	4	0	5	1	.469	1	0	0-0	15	18	0	1.000
Burnham, Casey	.378	10-10	37	10	14	3	1	1	6	22	.595	2	3	8	0	.452	0	1	4-4	24	0	1	.960
Anglim, Garrett	.304	9-7	23	6	7	0	0	2	4	13	.565	2	5	7	0	.452	1	0	0-0	0	0	0	.000
Swansen, Gabe	.289	10-10	38	7	11	4	0	4	13	27	.711	3	2	8	0	.364	1	0	1-2	18	0	0	1.000
Everitt, Griffin	.286	3-2	7	1	2	0	0	0	1	2	.286	0	0	2	0	.286	0	0	0-0	0	0	0	.000
Fischer, Charlie	.261	9-6	23	6	6	0	2	1	8	13	.565	2	2	6	0	.357	1	0	0-0	44	0	0	1.000
Columbus, Ben	.259	8-7	27	3	7	2	0	0	2	9	.333	4	0	6	0	.344	1	0	0-0	44	2	0	1.000
Evans, Cole	.226	9-9	31	9	7	2	0	0	3	9	.290	4	1	10	1	.333	0	1	3-4	13	0	1	.929
Carey, Dylan	.214	10-10	42	3	9	3	0	0	2	12	.286	3	2	10	0	.298	0	0	1-2	8	19	1	.964
Caron, Josh	.212	8-8	33	3	7	3	0	1	5	13	.394	1	3	4	1	.289	1	0	0-0	71	4	0	1.000
Jessen, Luke	.000	4-0	3	0	0	0	0	0	0	0	.000	1	0	2	0	.250	0	0	0-0	0	0	0	.000
Sartori, Luke	.000	6-0	2	1	0	0	0	0	0	0	.000	0	1	2	0	.333	0	0	0-0	0	0	0	.000
Mozley, Blake	.000	1-0	1	0	0	0	0	0	0	0	.000	0	0	1	0	.000	0	0	0-0	1	0	0	1.000
Young, Daniel	.000	1-0	1	0	0	0	0	0	0	0	.000	0	0	1	0	.000	0	0	0-0	0	0	0	.000
Walsh, Will	.000	1-0	1	0	0	0	0	0	0	0	.000	0	0	0	0	.000	0	0	0-0	4	2	0	1.000
Totals	.307	10	362	81	111	24	4	21	80	206	.569	33	20	81	3	.389	7	2	15-19	267	87	7	.981
Opponents	.210	10	328	35	69	12	2	6	32	103	.314	35	7	85	3	.297	4	3	3-5	264	91	12	.967

LOB - Team (80), Opp (75). DPs turned - Team (3), Opp (5). CI - Team (0), Opp (1). IBB - Team (2), Anderson, M. 2, Opp (1).
Picked off - Carey, D. 1, Anderson, M. 1.

(Sorted by Earned run avg)

Player	era	w-l	app	gs	cg	sho	sv	ip	h	r	er	bb	so	2b	3b	hr	b/avg	wp	hp	bks	sfa	sha
Garza, Michael	0.00	1-0	1	0	0	0/0	0	4.0	3	0	0	2	4	1	0	0	.200	0	0	0	0	0
Perry, Kyle	0.00	0-0	2	0	0	0/0	0	3.1	1	0	0	0	6	0	0	0	.091	0	0	0	0	0
Christo, Drew	0.00	0-0	2	0	0	0/0	0	2.0	0	0	0	1	1	0	0	0	.000	0	0	0	0	0
Worthley, Jalen	0.00	0-0	1	0	0	0/0	0	1.1	0	0	0	0	1	0	0	0	.000	1	0	0	0	0
Sears, Brett	0.00	0-0	1	0	0	0/0	0	1.0	1	0	0	1	2	0	0	0	.250	0	0	0	0	0
Schanaman, Shay	0.87	1-1	4	0	0	0/0	1	10.1	4	1	1	2	11	0	0	0	.121	1	3	0	1	1
Hawkins, Corbin	0.87	2-0	5	0	0	0/0	0	10.1	8	1	1	3	6	0	0	0	.222	0	0	0	1	0
Brockett, Jackson	1.42	1-0	3	1	0	0/0	0	12.2	7	2	2	6	10	2	0	0	.159	0	0	0	0	1
Bunz, Jake	1.69	0-0	4	0	0	0/0	0	5.1	2	1	1	2	9	0	0	1	.111	1	0	0	0	0
Olson, Emmett	2.65	1-0	3	3	0	0/0	0	17.0	8	5	5	8	16	4	0	2	.140	3	0	0	0	0
Walsh, Will	2.89	1-0	3	2	0	0/0	0	9.1	11	3	3	2	7	0	0	1	.289	0	0	0	0	0
Clark, Caleb	9.00	0-0	3	2	0	0/0	0	5.0	10	6	5	4	3	1	1	2	.400	0	2	0	1	0
Kaminska, Jace	15.88	0-2	2	2	0	0/0	0	5.2	10	11	10	2	5	3	1	0	.357	1	1	0	0	1
Rizzo, Will	27.00	0-0	1	0	0	0/0	0	1.0	2	3	3	1	3	1	0	0	.333	1	1	0	0	0
Berggren, Austin	27.00	0-0	1	0	0	0/0	0	0.2	2	2	2	1	1	0	0	0	.667	1	0	0	1	0
Totals	3.34	7-3	10	10	0	0/0	1	89.0	69	35	33	35	85	12	2	6	.210	9	7	0	4	3
Opponents	7.36	3-7	10	10	0	0/0	3	88.0	111	81	72	33	81	24	4	21	.307	10	20	4	7	2

PB - Team (1), Caron, J. 1, Opp (1). Pickoffs - Team (1), Olson, E. 1, Opp (2). SBA/ATT - Caron, J. (3-5), Clark, C. (3-3), Walsh, W. (0-1), Olson, E. (0-1).

NEBRASKA GAME-BY-GAME HITTING

Date	Opponent	ab	r	h	rbi	2b	3b	hr	tb	bb	ibb	sb	cs	hbp	sac	sf	gdp	k	po	a	e	lob	avg
Feb 17	at San Diego	32	3	5	3	1	0	0	6	7	0	0	0	2	0	0	0	9	24	10	0	11	.156
Feb 18	at San Diego	37	3	11	3	1	0	1	15	1	0	1	1	0	0	0	0	12	24	8	1	8	.232
Feb 19	at San Diego	34	9	10	9	2	0	2	18	3	0	1	0	5	0	1	0	12	25	5	0	7	.252
Feb 20	at San Diego	38	16	17	13	4	1	2	29	7	0	0	1	1	0	0	0	11	21	5	1	9	.305
Feb 24	at South Alabama	32	5	6	5	2	0	1	11	6	2	0	0	5	1	0	0	9	27	10	1	12	.283
Feb 25	at South Alabama	42	15	14	12	3	0	2	23	4	0	1	2	3	0	1	1	10	27	5	2	8	.293
Feb 26	at South Alabama	39	9	13	8	3	0	4	28	3	0	0	0	0	0	1	0	10	27	15	0	7	.299
Mar 03	vs Vanderbilt	35	5	13	4	8	0	1	24	2	0	1	0	1	0	0	0	10	27	9	0	9	.308
Mar 04	vs Hawaii	43	12	18	11	4	1	1	27	7	2	1	0	1	0	0	1	7	27	6	0	12	.322
Mar 05	vs Ole Miss	33	5	8	5	1	0	2	15	2	0	0	0	1	0	0	1	7	24	7	0	4	.315
Mar 07	NO. COLORADO	31	12	13	11	4	1	3	28	4	0	2	0	3	0	0	0	7	21	6	0	9	.323
Mar 08	NO. COLORADO	31	14	14	13	3	0	5	32	3	0	3	1	2	0	0	0	5	21	7	0	4	.333
Mar 10	ILLINOIS STATE	35	8	13	8	3	1	1	21	3	0	3	1	1	0	0	0	11	27	10	0	7	.335
Mar 11	ILLINOIS STATE	32	12	10	12	2	1	0	14	5	0	3	0	3	0	2	0	8	27	10	1	6	.334
Mar 14	OMAHA	36	6	10	6	2	0	0	12	8	0	1	1	0	0	0	0	12	27	6	3	11	.330
Mar 17	vs Nicholls	23	2	7	2	0	0	0	7	1	0	0	0	1	1	0	0	3	21	7	0	6	.329
Mar 17	vs Nicholls	40	17	17	15	1	0	4	30	6	0	1	0	2	0	2	0	9	27	8	1	9	.336
Mar 19	vs Nicholls	37	7	10	7	4	1	1	19	9	1	3	0	1	0	0	0	14	27	10	0	13	.332
Mar 21	at Creighton	35	5	10	5	1	0	0	11	4	1	0	1	2	1	0	0	9	26	9	1	10	.329
*Mar 24	ILLINOIS	36	8	12	8	1	0	1	16	1	0	0	0	0	1	0	0	6	27	12	1	6	.330
*Mar 25	ILLINOIS	28	8	6	7	0	0	4	18	6	0	3	0	2	1	2	1	8	27	6	1	7	.325
*Mar 26	ILLINOIS	37	7	12	7	0	0	4	24	3	0	0	0	2	0	0	3	10	27	7	1	8	.325
Mar 28	NO. DAKOTA ST.	28	4	5	3	1	0	1	9	0	0	1	0	2	1	0	0	9	27	7	1	4	.320
Apr 01	vs Texas A&M-CC	35	12	13	12	3	1	1	21	3	0	3	1	4	0	2	0	6	24	12	1	8	.322
Apr 01	at Abilene Christian	35	3	8	3	0	0	1	11	4	0	3	0	0	0	0	0	13	24	8	3	9	.318
Apr 04	at Kansas State	36	6	12	6	2	0	1	17	1	1	1	1	4	1	1	1	10	27	7	0	10	.319
*Apr 07	at Michigan	37	3	8	3	2	0	2	16	2	0	1	0	0	0	0	0	5	30	5	0	6	.315
*Apr 08	at Michigan	34	6	8	5	0	0	1	11	8	0	2	0	2	0	2	0	11	24	7	0	13	.312
*Apr 09	at Michigan	39	11	12	11	4	0	3	25	4	0	3	1	0	0	1	0	7	27	10	0	6	.312
Apr 11	OMAHA	37	5	9	5	2	0	2	17	3	1	0	1	3	0	0	0	11	30	10	2	9	.309
*Apr 14	NORTHWESTERN	31	8	8	8	2	1	2	18	2	0	1	0	2	1	1	0	1	27	10	0	5	.308
*Apr 15	NORTHWESTERN	36	9	13	9	3	1	1	21	2	0	1	0	3	0	0	1	8	27	9	0	8	.310
*Apr 16	NORTHWESTERN	42	18	20	18	6	1	7	49	4	0	0	0	2	0	0	1	9	27	9	1	6	.316
Totals		1156	273	365	257	75	10	61	643	128	8	40	12	60	8	16	10	289	852	272	22	267	.316

NEBRASKA GAME-BY-GAME PITCHING

Date	Opponent	ip	h	r	er	bb	so	2b	3b	hr	wp	bk	hbp	dp	ibb	score	w-l	sv	era
Feb 17	at San Diego	8.0	10	7	7	4	8	2	1	1	2	0	1	0	0	3-7	0-1	0	7.88
Feb 18	at San Diego	8.0	6	5	5	4	5	0	0	1	1	0	2	1	0	3-5	0-2	0	6.75
Feb 19	at San Diego	8.1	9	10	10	4	5	2	0	1	0	2	4	2	0	9-10	0-3	0	8.14
Feb 20	at San Diego	7.0	7	16	8	8	5	0	0	3	2	0	3	1	0	16-16	0-3	0	8.62
Feb 24	at South Alabama	9.0	2	4	2	4	9	0	0	1	1	0	6	1	0	5-4	1-3	1	7.14
Feb 25	at South Alabama	9.0	9	3	3	1	5	2	0	0	1	0	0	0	0	15-3	2-3	1	6.39
Feb 26	at South Alabama	9.0	8	3	3	3	4	1	1	1	0	0	0	1	0	9-3	3-3	1	5.86
Mar 03	vs Vanderbilt	9.0	5	3	3	3	8	0	0	3	0	0	1	1	0	5-3	4-3	1	5.48
Mar 04	vs Hawaii	9.0	11	3	3	1	7	3	0	2	0	0	2	0	0	12-3	5-3	1	5.19
Mar 05	vs Ole Miss	8.0	14	14	13	8	6	2	2	0	0	0	4	0	1	5-14	5-4	1	6.08
Mar 07	NO. COLORADO	7.0	5	1	1	1	11	1	0	0	1	0	0	0	0	12-1	6-4	1	5.72
Mar 08	NO. COLORADO	7.0	5	3	3	2	9	0	0	1	1	0	1	0	0	14-3	7-4	1	5.58
Mar 10	ILLINOIS STATE	9.0	5	3	3	3	13	0	0	1	0	0	2	0	0	8-3	8-4	2	5.37
Mar 11	ILLINOIS STATE	9.0	4	0	0	4	6	0	0	0	0	0	0	0	0	12-0	9-4	2	4.95
Mar 14	OMAHA	9.0	10	10	8	8	14	1	0	1	2	0	2	1	0	6-10	9-5	2	5.17
Mar 17	vs Nicholls	7.0	5	1	1	0	7	0	0	0	0	0	1	1	0	2-1	10-5	2	4.96
Mar 17	vs Nicholls	9.0	3	1	0	1	6	0	0	0	0	0	0	0	0	17-1	11-5	2	4.65
Mar 19	vs Nicholls	9.0	18	10	10	2	7	4	2	2	2	0	3	1	1	7-10	11-6	2	4.97
Mar 21	at Creighton	8.2	7	6	6	4	7	2	0	0	2	0	2	0	0	5-6	11-7	2	5.04
*Mar 24	ILLINOIS	9.0	6	4	4	0	12	0	0	0	1	0	1	1	0	8-4	12-7	3	4.98
*Mar 25	ILLINOIS	9.0	10	3	3	2	9	0	0	1	1	0	1	0	0	8-3	13-7	3	4.88
*Mar 26	ILLINOIS	9.0	14	10	10	3	12	2	0	2	2	0	0	0	0	7-10	13-8	3	5.13
Mar 28	NO. DAKOTA ST.	9.0	3	1	1	2	16	0	0	0	2	0	2	0	0	4-1	14-8	4	4.94
Apr 01	vs Texas A&M-CC	8.0	5	1	1	2	4	3	0	0	1	0	0	1	0	12-1	15-8	4	4.79
Apr 01	at Abilene Christian	8.0	6	5	4	1	8	2	0	0	0	0	0	0	0	3-5	15-9	4	4.78
Apr 04	at Kansas State	9.0	7	1	1	5	8	1	0	0	2	0	1	0	0	6-1	16-9	5	4.62
*Apr 07	at Michigan	10.0	2	1	1	3	13	1	0	1	1	0	1	0	0	3-1	17-9	5	4.46
*Apr 08	at Michigan	8.0	10	8	8	4	8	2	1	0	1	0	1	0	0	6-8	17-10	5	4.61
*Apr 09	at Michigan	9.0	11	3	3	3	10	1	0	1	0	0	0	0	0	11-3	18-10	5	4.55
Apr 11	OMAHA	10.0	11	6	5	3	6	0	1	1	0	0	2	0	1	5-6	18-11	5	4.55
*Apr 14	NORTHWESTERN	9.0	4	3	3	5	10	0	0	1	1	0	0	1	0	8-3	19-11	5	4.50
*Apr 15	NORTHWESTERN	9.0	5	2	2	5	7	1	0	0	2	0	0	1	0	9-2	20-11	5	4.42
*Apr 16	NORTHWESTERN	9.0	8	5	5	4	11	1	0	2	1	0	2	0	0	18-5	21-11	5	4.44
Totals		284.0	245	156	140	107	276	34	8	27	30	2	45	14	3	273-156	21-11	5	4.44

TEAM BATTING

Category	Number	Game
At-Bats	43	vs. Hawaii, 3/4/23
Runs Scored	18	vs. Northwestern, 4/16/23
Hits	20	vs. Northwestern, 4/16/23
Runs Batted In	18	vs. Northwestern, 4/16/23
Doubles	8	vs. Vanderbilt, 3/3/23
Triples	1	10 Times
Home Runs	7	vs. Northwestern, 4/16/23
Total Bases	49	vs. Northwestern, 4/16/23
Walks	9	vs. Nicholls, 3/17/23
Strikeouts	14	vs. Nicholls, 3/17/23
Sacrifice Hits	1	Eight Times
Stolen Bases	3	Eight Times
Hit by Pitch	5	at San Diego, 2/19/23
	5	at South Alabama, 2/24/23

TEAM FIELDING

Category	Number	Game
Putouts	30	at Michigan, 4/7/23
	30	vs. Omaha, 4/11/23
Assists	15	at South Alabama, 2/26/23
Errors	3	vs. Omaha, 3/14/23
	3	at Abilene Christian, 4/1/23
Passed Balls	2	vs. Nicholls, 3/19/23
Double Plays Turned	2	at San Diego, 2/19/23

TEAM PITCHING

Category	Number	Game
Innings Pitched	10.0	at Michigan, 4/7/23
	10.0	vs. Omaha, 4/11/23
Runs Allowed	16	at San Diego, 2/20/23
Earned Runs	13	vs. Ole Miss, 3/5/23
Walks Allowed	8	at San Diego, 2/20/23
	8	vs. Ole Miss, 3/5/23
	8	vs. Omaha, 3/14/23
Strikeouts	16	vs. North Dakota State, 3/28/23
Hits Allowed	18	vs. Nicholls, 3/19/23
Doubles Allowed	4	vs. Nicholls, 3/19/23
Triples Allowed	2	vs. Ole Miss, 3/5/23
	2	vs. Nicholls, 3/19/23
Home Runs Allowed	3	at San Diego, 2/20/23
	3	vs. Vanderbilt, 3/3/23
Wild Pitches	2	Nine Times
Hit Batters	6	at South Alabama, 2/24/23

INDIVIDUAL BATTING

Category	Number	Game
At-Bats	6	J. Caron at USA, 2/25/23
	6	D. Carey vs. Hawaii, 3/4/23
	6	C. Evans vs. Nicholls, 3/19/23
Runs Scored	3	18 Times
Hits	4	Four Times
Runs Batted In	6	G. Swansen vs. Northwestern, 4/16/23
Doubles	3	C. Burnham vs. Vanderbilt, 3/3/23
Triples	1	10 Times
Home Runs	2	Seven Times
Total Bases	12	G. Swansen vs. Northwestern, 4/16/23
Walks	3	G. Everitt vs. Omaha, 3/14/23
	3	B. Matthews at Michigan, 4/8/23
Strikeouts	4	C. Fischer vs. Illinois, 3/24/23
Sacrifice Hits	1	Eight Times
Stolen Bases	2	B. Matthews vs. Illinois State, 3/10/23
	2	C. Evans vs. Illinois, 3/25/23
	2	B. Matthews at Abilene Christian, 4/1/23
Hit by Pitch	2	Five Times

INDIVIDUAL FIELDING

Category	Number	Game
Putouts	15	B. Columbus vs. NDSU, 3/28/23
Assists	5	Three Times
Errors	2	B. Matthews at Abilene Christian, 4/1/23
Passed Balls	2	B. Columbus vs. Nicholls, 3/17/23

INDIVIDUAL PITCHING

Category	Number	Game
Innings Pitched	7.2	E. Olson at Michigan, 4/7/23
Runs Allowed	8	C. Clark vs. Ole Miss, 3/5/23
Earned Runs	8	C. Clark vs. Ole Miss, 3/5/23
Walks Allowed	4	S. Schanaman vs. Omaha, 3/14/23
	4	E. Olson vs. Northwestern, 4/16/23
Strikeouts	11	W. Walsh vs. NDSU, 3/28/23
Hits Allowed	7	Four Times
Doubles Allowed	3	E. Olson vs. Texas A&M-CC, 4/1/23
Triples Allowed	1	Eight Times
Home Runs Allowed	3	E. Olson vs. Vanderbilt, 3/3/23
Wild Pitches	2	J. Brockett at San Diego, 2/20/23
Hit Batters	3	C. Clark at San Diego, 2/19/23

HITTING BY SERIES

TEAM	W-L	AVG	R	H	2B	3B	HR	RBI	BB	SO	SB-ATT	W/RISP	2OUT
San Diego	0-3-1	.305	31	43	8	1	5	28	18	44	2-4	.304	.347
South Alabama	3-0	.292	29	33	8	0	7	25	13	29	1-3	.237	.289
Vanderbilt	1-0	.371	5	13	8	0	1	5	2	10	1-1	.200	.273
Hawaii	1-0	.419	12	18	4	1	1	11	7	7	1-1	.313	.429
Ole Miss	0-1	.242	5	8	1	0	2	5	2	7	0-0	.286	.000
Northern Colorado	2-0	.435	26	27	7	1	8	24	7	12	5-6	.379	.250
Illinois State	2-0	.343	20	23	5	2	1	20	8	19	6-7	.480	.286
Omaha	0-2	.260	11	19	4	0	2	11	11	23	1-3	.273	.217
Nicholls	2-1	.340	26	34	5	1	5	24	16	26	4-4	.333	.333
Creighton	0-1	.286	5	10	1	0	0	5	4	9	0-1	.556	.357
Illinois	2-1	.297	23	30	1	0	9	22	10	24	3-3	.154	.267
North Dakota State	1-0	.179	4	5	1	0	1	3	0	9	1-1	.333	.111
Texas A&M-CC	1-0	.371	12	13	3	1	1	12	3	6	3-4	.571	.333
Abilene Christian	0-1	.229	35	3	8	0	1	3	4	13	3-3	.125	.100
Kansas State	1-0	.333	6	12	2	0	1	6	1	10	1-2	.231	.273
Michigan	2-1	.255	20	28	6	0	6	19	14	23	6-7	.241	.225
Northwestern	3-0	.376	35	41	11	3	10	35	8	18	2-2	.342	.343
Iowa													
South Dakota State													
Minnesota													
Maryland													
Penn State													
Purdue													

SITUATIONAL HITTING

Player	Overall AB/AVG	vs. Left AB/AVG	vs. Right AB/AVG	W/ Bases Empty	W/ Runners On Base	W/ Bases Loaded	With 2 Outs	Runners In Score Pos.	Reached Leadoff
Anderson, Max	139/.417	30/.467	109/.404	71/.394	68/.441	4/.250	55/.364	46/.413	29/.379
Matthews, Brice	127/.409	34/.412	93/.409	65/.338	62/.484	6/.667	32/.375	42/.476	58/.362
Anglim, Garrett	61/.344	17/.118	44/.432	31/.419	30/.267	4/.250	23/.348	21/.190	11/.727
Cervantes, Efr	39/.333	14/.500	25/.240	20/.250	19/.421	1/.000	11/.273	13/.231	9/.444
Burnham, Casey	85/.329	19/.263	66/.348	47/.340	38/.316	4/.250	27/.296	28/.250	22/.318
Evans, Cole	81/.309	15/.333	66/.303	39/.333	42/.286	3/.000	32/.313	29/.345	12/.500
Swansen, Gabe	94/.298	27/.370	67/.269	40/.225	54/.352	4/.250	30/.267	34/.324	16/.313
Caron, Josh	113/.292	32/.406	81/.247	57/.298	56/.286	3/.000	32/.219	34/.265	28/.250
Carey, Dylan	133/.286	35/.286	98/.286	71/.268	62/.306	1/.000	36/.222	40/.225	25/.280
Columbus, Ben	84/.286	16/.188	68/.309	44/.273	40/.300	6/.167	33/.273	25/.280	20/.350
Fischer, Charlie	82/.280	11/.182	71/.296	41/.220	41/.341	6/.167	25/.280	27/.444	22/.364
Everitt, Griffin	53/.245	16/.375	37/.189	28/.214	25/.280	2/.500	21/.333	14/.357	16/.375
Walsh, Will	32/.188	9/.222	23/.174	16/.125	16/.250	2/.000	13/.077	7/.000	7/.429
Sartori, Luke	15/.133	6/.000	9/.222	7/.143	8/.125	2/.000	3/.000	5/.000	7/.143
Mozley, Blake	9/.111	1/.000	8/.125	1/.000	8/.125	0/---	4/.000	5/.000	1/.000
Jessen, Luke	6/.000	0/---	6/.000	2/.000	4/.000	0/---	2/.000	3/.000	0/---
Young, Daniel	3/.000	1/.000	2/.000	2/.000	1/.000	0/---	1/.000	1/.000	1/.000

MULTIPLE HIT GAMES

Player	2	3	4	5+	Total
Max Anderson	12	8	-	-	20
Brice Matthews	12	6	-	-	18
Dylan Carey	9	2	1	-	12
Josh Caron	8	2	-	-	10
Casey Burnham	6	2	1	-	9
Garrett Anglim	6	1	-	-	7
Ben Columbus	6	-	-	-	6
Charlie Fischer	5	1	-	-	6
Gabe Swansen	2	3	1	-	6
Cole Evans	2	2	1	-	5
Efr Cervantes	2	1	-	-	3
Griffin Everitt	2	-	-	-	2
Will Walsh	1	-	-	-	1
TEAM	73	28	4	0	105

MULTIPLE RBI GAMES

Player	2	3	4	5+	Total
Brice Matthews	10	6	-	2	18
Max Anderson	6	5	3	-	14
Gabe Swansen	5	1	1	1	8
Dylan Carey	6	-	-	-	6
Charlie Fischer	2	1	2	-	5
Josh Caron	3	-	-	1	4
Ben Columbus	2	1	-	-	3
Cole Evans	1	1	1	-	3
Casey Burnham	1	2	-	-	3
Griffin Everitt	1	-	1	-	2
Will Walsh	2	-	-	-	2
Garrett Anglim	2	-	-	-	2
TEAM	41	17	8	4	70

HITTING STREAKS

Player	Season Long	Current
Brice Matthews	13	5
Max Anderson	12	12
Josh Caron	11	1
Dylan Carey	7	-
Cole Evans	6	1
Garrett Anglim	6	2
Ben Columbus	5	1
Charlie Fischer	4	2
Gabe Swansen	4	2
Efr Cervantes	3	3
Griffin Everitt	3	1
Casey Burnham	2	2
Will Walsh	1	-
Luke Sartori	1	-
Blake Mozley	1	-

REACHED BASE STREAKS

Player	Season Long	Current
Brice Matthews	33	36
Josh Caron	20	1
Ben Columbus	15	2
Max Anderson	12	12
Cole Evans	11	12
Charlie Fischer	9	2
Gabe Swansen	8	2
Garrett Anglim	8	8
Dylan Carey	8	-
Casey Burnham	7	2
Griffin Everitt	5	1
Efr Cervantes	4	3
Will Walsh	3	-
Blake Mozley	1	-
Luke Sartori	1	1
Luke Jessen	1	-

PLAYER	TOTAL	VS.	VS.	HOME	R/N	RUNNERS ON				OUTS			TIED GAME	GO-AHEAD
		LHP	RHP			0	1	2	3	0	1	2		
Anderson	13	4	9	5	8	8	3	2	0	6	5	2	0	2
Anglim	5	0	5	2	3	5	0	0	0	2	2	1	0	2
Burnham	1	1	0	0	1	1	0	0	0	1	0	0	0	1
Carey	3	0	3	1	2	3	0	0	0	1	1	1	0	1
Caron	4	2	2	0	4	2	2	0	0	2	1	1	1	0
Cervantes	2	1	1	0	2	2	0	0	0	1	1	0	0	0
Evans	2	0	2	2	0	1	1	0	0	0	2	0	0	1
Everitt	2	0	2	2	0	1	0	1	0	0	0	2	0	0
Fischer	4	0	4	2	2	2	1	1	0	2	2	0	0	1
Matthews	13	2	11	7	6	3	6	3	1	4	6	3	0	4
Swansen	10	2	8	9	1	3	6	1	0	3	4	3	1	0
Walsh	2	1	1	1	1	0	2	0	0	0	2	0	0	0

Pinch-Hit	Last: Ty Roseberry vs. Purdue (April 6, 2019)	Season Total: 0
Grand Slam	Last: Brice Matthews vs. Nicholls (March 17, 2023)	Season Total: 1
Multi-Homer Game	Last: Gabe Swansen (2)/Brice Matthews (2) vs. Northwestern (April 16, 2023)	Season Total: 7
Back-To-Back	Last: Max Anderson/Garrett Anglim vs. Northwestern (April 16, 2023)	Season Total: 4
Led off the Game	Last: Brice Matthews vs. Illinois (March 25, 2023)	Season Total: 1
Inside-The-Park	Last: Joe Acker vs. Rutgers (April 30, 2021)	Season Total: 0
Walk-Off	Last: Steven Reveles vs. Loyola Marymount (March 11, 2016)	Season Total: 0

HR BY POSITION

C	1B	2B	3B	SS	LF	CF	RF	DH	P
4	5	13	4	13	11	1	6	4	0

HR BY INNING

1	2	3	4	5	6	7	8	9	10+
4	8	7	5	9	10	7	6	4	1

HR BY BATTING ORDER

1	2	3	4	5	6	7	8	9
14	2	13	3	7	8	6	7	1

CAREER HOME RUN BREAKDOWN

PLAYER	1R	2R	3R	GS	TOTAL
Anderson	15	7	6	1	29
Matthews	7	9	7	2	25
Everitt	4	7	2	-	13
Fischer	7	4	1	-	12
Anglim	6	2	-	-	8
Swansen	3	4	-	-	7
Caron	2	2	-	-	4
Cervantes	3	-	-	-	3
Carey	3	-	-	-	3
Burnham	2	1	-	-	3
Evans	1	1	-	-	2
Walsh	-	2	-	-	2
Sartori	-	-	-	1	1

HOME RUN TRACKER

#	PLAYER	OPPONENT (DATE)	#	PLAYER	OPPONENT (DATE)
1	Caron (1)	at San Diego (2/18)	37	Anderson (5)	Illinois (3/26)
2	Anderson (1)	at San Diego (2/19)	38	Swansen (6)	Illinois (3/26)
3	Carey (1)	at San Diego (2/19)	39	Anderson (6)	Illinois (3/26)
4	Carey (2)	at San Diego (2/20)	40	Matthews (8)	North Dakota State (3/28)
5	Fischer (1)	at San Diego (2/20)	41	Anderson (7)	vs. Texas A&M-CC (4/1)
6	Anglim (1)	at South Alabama (2/24)	42	Anderson (8)	at Abilene Christian (4/1)
7	Walsh (1)	at South Alabama (2/25)	43	Anderson (9)	at Kansas State (4/4)
8	Matthews (1)	at South Alabama (2/25)	44	Burnham (1)	at Michigan (4/7)
9	Caron (2)	at South Alabama (2/26)	45	Matthews (9)	at Michigan (4/7)
10	Anglim (2)	at South Alabama (2/26)	46	Anderson (10)	at Michigan (4/8)
11	Caron (3)	at South Alabama (2/26)	47	Caron (4)	at Michigan (4/9)
12	Fischer (2)	at South Alabama (2/26)	48	Matthews (10)	at Michigan (4/9)
13	Anglim (3)	vs. Vanderbilt (3/3)	49	Anderson (11)	at Michigan (4/9)
14	Swansen (1)	vs. Hawaii (3/4)	50	Swansen (7)	Omaha (4/11)
15	Matthews (2)	vs. Ole Miss (3/5)	51	Anglim (4)	Omaha (4/11)
16	Cervantes (1)	vs. Ole Miss (3/5)	52	Anderson (12)	Northwestern (4/14)
17	Swansen (2)	No. Colorado (3/7)	53	Matthews (11)	Northwestern (4/14)
18	Fischer (3)	No. Colorado (3/7)	54	Swansen (8)	Northwestern (4/15)
19	Walsh (2)	No. Colorado (3/7)	55	Matthews (12)	Northwestern (4/16)
20	Swansen (3)	No. Colorado (3/8)	56	Matthews (13)	Northwestern (4/16)
21	Evans (1)	No. Colorado (3/8)	57	Fischer (4)	Northwestern (4/16)
22	Evans (2)	No. Colorado (3/8)	58	Anderson (13)	Northwestern (4/16)
23	Matthews (3)	No. Colorado (3/8)	59	Anglim (5)	Northwestern (4/16)
24	Everitt (1)	No. Colorado (3/8)	60	Swansen (9)	Northwestern (4/16)
25	Matthews (4)	Illinois State (3/11)	61	Swansen (10)	Northwestern (4/16)
26	Anderson (2)	vs. Nicholls (3/17)			
27	Matthews (5)	vs. Nicholls (3/17)			
28	Anderson (3)	vs. Nicholls (3/17)			
29	Cervantes (2)	vs. Nicholls (3/17)			
30	Matthews (6)	vs. Nicholls (3/19)			
31	Anderson (4)	Illinois (3/24)			
32	Matthews (7)	Illinois (3/25)			
33	Carey (3)	Illinois (3/25)			
34	Swansen (4)	Illinois (3/25)			
35	Everitt (2)	Illinois (3/25)			
36	Swansen (5)	Illinois (3/26)			

WHERE NEBRASKA RANKS

Through April 19

Category	Value	B1G	NCAA
Walks	128	12th	256th
Batting Average	.316	1st	16th
Double Plays	14	13th	279th
Double Plays/Game	0.42	13th	276th
Doubles	75	3rd	62nd
Doubles/Game	2.27	2nd	30th
Earned Run Average	4.44	2nd	42nd
Fielding Pct.	.981	1st	11th
Hit Batters	45	9th	117th
Hit By Pitch	60	4th	60th
Hits	365	5th	70th
Home Runs	61	2nd	25th
Home Runs/Game	1.85	2nd	15th
On-Base Pct.	.407	4th	41st
Runs	273	5th	68th
Sac Bunts	8	10th	222nd
Scoring	8.3	2nd	32nd
Slugging Pct.	.556	1st	8th
Stolen Bases	40	6th	142nd
Triples	10	5th	57th
Triples/Game	0.30	4th	49th
WHIP	1.24	1st	9th

ACTIVE CAREER LEADERS

Games Played.....	Casey Burnham - 139
Games Started.....	Max Anderson - 131
At-Bats.....	Max Anderson - 547
Runs.....	Max Anderson - 111
Hits.....	Max Anderson - 186
Doubles.....	Max Anderson - 33
Triples.....	Max Anderson - 6
Home Runs.....	Max Anderson - 30
Runs Batted In.....	Max Anderson - 122
Walks.....	Brice Matthews - 74
Times Hit By Pitch.....	Casey Burnham - 27
Stolen Bases.....	Brice Matthews - 34
Pitching Appearances.....	Shay Schanaman - 67
Wins.....	Jace Kaminska - 16
Games Started.....	Michael Garza - 31
Complete Games.....	Kaminska/Schanaman/Olson - 2
Shutouts.....	Shay Schanaman/Brett Sears - 1
Saves.....	Shay Schanaman - 7
Innings Pitched.....	Shay Schanaman - 208.0
Strikeouts.....	Shay Schanaman - 222

GAMES STARTED (POSITION PLAYERS)

Player	'19	'20	'21	'22	'23	Total
Anderson	-	-	45	53	33	131
Burnham	41	12	22	25	28	128
Matthews	-	-	36	44	33	113
Fischer	1	16	53	13	22	105
Everitt	-	-	32	53	14	99
Anglim	-	-	-	45	17	62
Cervantes	-	-	14	37	8	59
Caron	-	-	-	22	29	51
Swansen	-	-	-	9	25	34
Carey	-	-	-	-	32	32
Evans	-	1	-	-	23	24
Sartori	-	-	-	20	2	22
Columbus	-	-	-	-	22	22
Mozley	-	-	19	-	1	20
Jessen	-	-	-	19	-	19
Walsh	-	-	-	-	11	11

GAME-WINNING PLAYS

Date	Opponent	Play	Inn.	Final
2/24	at South Alabama	Columbus RBI groundout	3rd	5-4
2/25	at South Alabama	Anglim RBI Reach on Error	2nd	15-3
2/26	at South Alabama	Caron RBI Single	1st	9-3
3/3	vs. No. 7 Vanderbilt	Anglim Solo Home Run	8th	5-3
3/4	vs. Hawaii	Swansen 2-RBI Double	4th	12-3
3/7	Northern Colorado	Anderson RBI Single	1st	12-1 (7 inn.)
3/8	Northern Colorado	Evans 2-Run Home Run	2nd	14-3 (7 inn.)
3/10	Illinois State	Anderson RBI Groundout	1st	8-3
3/11	Illinois State	Evans RBI Double	2nd	12-0
3/17	vs. Nicholls - G1	Fischer RBI Single	1st	2-1
3/17	vs. Nicholls - G2	Fischer Single + Throwing Error	1st	17-1
3/24	Illinois	Anderson 3-RBI HR	1st	8-4
3/25	Illinois	Matthews Solo Home Run	1st	8-3
3/28	North Dakota State	Matthews 3-RBI HR	7th	4-1
4/1	vs. Texas A&M-CC	Matthews Sacrifice Fly	3rd	12-1 (8 inn.)
4/4	at Kansas State	Anglim Sacrifice Fly	2nd	6-1
4/7	at Michigan	Matthews 2-RBI HR	10th	3-1 (10 inn.)
4/9	at Michigan	Matthews 3-RBI HR	2nd	11-3
4/14	Northwestern	Anderson 2-RBI HR	5th	8-3
4/15	Northwestern	Columbus RBI Double	2nd	9-2
4/16	Northwestern	Anderson RBI Double	1st	18-5

BIG INNINGS (FOUR OR MORE RUNS)

Date	Opponent	Inn.	Batters	R	H	E	Result
2-20	at San Diego	5	10	5	4	2	T, 16-16 (7)
2-20	at San Diego	7	11	5	3	1	T, 16-16 (7)
2-25	at South Alabama	2	9	4	3	2	W, 15-3
2-25	at South Alabama	7	12	6	3	1	W, 15-3
3-4	vs. Hawaii	6	11	5	6	1	W, 12-3
3-7	Northern Colorado	1	9	4	5	0	W, 12-1 (7)
3-7	Northern Colorado	4	11	5	3	0	W, 12-1 (7)
3-8	Northern Colorado	2	9	4	3	0	W, 14-3 (7)
3-8	Northern Colorado	6	10	6	6	0	W, 14-3 (7)
3-10	Illinois State	7	9	5	5	0	W, 8-3
3-11	Illinois State	3	10	4	3	0	W, 12-0
3-11	Illinois State	7	7	4	3	0	W, 12-0
3-14	Omaha	5	9	4	4	0	L, 10-6
3-17	vs. Nicholls - G2	5	11	7	3	0	W, 17-1
3-17	vs. Nicholls - G2	6	8	5	3	0	W, 17-1
3-21	at Creighton	3	10	4	5	1	L, 6-5
3-24	Illinois	1	9	5	5	0	W, 8-4
4-1	vs. Texas A&M-CC	4	12	6	6	2	W, 12-1 (8)
4-9	at Michigan	2	7	4	4	0	W, 11-3
4-14	Northwestern	5	9	5	4	1	W, 8-3
4-15	Northwestern	2	12	9	8	0	W, 9-2
4-16	Northwestern	6	9	5	5	0	W, 18-5
4-16	Northwestern	7	7	4	3	0	W, 18-5

RUNS BY INNING

	1	2	3	4	5	6	7	8	9	EX	TOTAL
Nebraska	28	40	28	23	43	40	45	17	7	2	273
Opponents	24	22	12	22	17	15	20	15	8	1	156

RECORD WHEN TEAM SCORES

Runs	0	1	2	3	4	5	6	7	8	9	10+
W-L	0-0	0-0	1-0	1-3	1-0	2-3	1-2	0-2	4-0	2-1	9-0-1

RECORD WHEN OPPONENT SCORES

Runs	0	1	2	3	4	5	6	7	8	9	10+
W-L	1-0	7-0	1-0	9-0	2-0	1-2	0-2	0-1	0-1	0-0	0-5-1

RECORD WHEN LEADING AFTER

Inn.	1	2	3	4	5	6	7	8
W-L	8-2-1	15-2-1	18-3-1	18-2	19-3	19-1-1	17-1	16-1

RECORD WHEN TRAILING AFTER

Inn.	1	2	3	4	5	6	7	8
W-L	2-5	2-8	2-8	3-8-1	1-7-1	0-9	0-9	0-9

RECORD WHEN TIED AFTER

Inn.	1	2	3	4	5	6	7	8
W-L	11-4	4-1	1-0	0-1	1-1	2-1	1-1	1-1

STARTERS

Pitcher	Starts	QS	IP/Start	#P/Start	Run Support	Support/Start	Team Record
Brockett	4	0	3.1	59	25	6.3	2-1-1
Christo	1	0	1.2	47	0	0.0	1-0
Clark	5	0	2.1	53	16	3.2	2-3
Garza	3	0	2.0	47	5	1.7	0-3
Kaminska	8	3	5.0	83	47	6.9	5-3
Olson	9	5	6.0	93	33	3.7	8-1
Walsh	3	1	5.0	78	19	6.3	3-0

STAFF BY SERIES

Opponent	W-L/S	ERA	IP	H	ER	BB	SO
San Diego	0-3/0	8.62	31.1	32	30	20	23
South Alabama	3-0/1	2.67	27.0	19	8	8	18
Vanderbilt	1-0/0	3.00	9.0	5	3	3	8
Hawaii	1-0/0	3.00	9.0	11	3	1	7
Ole Miss	0-1/0	14.62	8.0	14	13	8	6
Northern Colo.	2-0/0	2.57	14.0	10	4	3	20
Illinois State	2-0/1	1.50	18.0	9	3	7	19
Omaha	0-2/0	6.16	19.0	21	13	11	20
Nicholls	2-1/0	3.96	25.0	26	11	3	20
Creighton	0-1/0	6.23	8.2	7	6	4	7
Illinois	2-1/1	5.67	27.0	30	17	5	33
NDSU	1-0/1	1.00	9.0	3	1	2	16
Texas A&M-CC	1-0/0	1.12	8.0	5	1	2	4
Abilene Christian	0-1/0	4.50	8.0	6	4	1	8
Kansas State	1-0/1	1.00	9.0	7	1	5	8
Michigan	2-1/0	4.00	27.0	23	12	10	31
Northwestern	3-0/0	3.33	27.0	17	10	14	28
Iowa							
SDSU							
Minnesota							
Maryland							
Penn State							
Purdue							

STARTER/BULLPEN SPLITS

	W/L/S	ERA	IP	H	R	ER	K/B
Starter	14/6/0	4.93	142.1	133	83	78	129/47
Bullpen	7/5/5	3.94	141.2	112	73	62	147/60
TOTAL	21/11/5	4.44	284.0	245	156	140	276/107

STARTER/BULLPEN SPLITS - BIG TEN

	W/L/S	ERA	IP	H	R	ER	K/B
Starter	4/2/0	5.40	41.2	39	25	25	42/16
Bullpen	3/0/1	3.20	39.1	31	14	14	50/13
TOTAL	7/2/1	4.33	81.0	70	39	39	92/29

STARTERS BY LOCATION

	W/L	ERA	IP	H	R	ER	K/B
Home	8/1	3.45	60.0	47	24	23	63/18
Away	2/3	6.79	50.1	55	41	38	41/21
Neutral	4/2	4.78	32.0	31	18	17	25/8
TOTAL	14/6	4.93	142.1	133	83	78	129/47

RELIEVERS BY LOCATION

	W/L/S	ERA	IP	H	R	ER	K/B
Home	2/2/3	4.17	54.0	43	27	25	73/24
Away	4/3/2	3.41	60.2	39	31	23	54/27
Neutral	1/0/0	4.67	27.0	30	15	14	20/9
TOTAL	7/5/5	3.94	141.2	112	73	62	147/60

MISCELLANEOUS STATS

Pitcher	K/9	WHIP	SV/OPP	FO/GO
Berggren	13.5	1.80	0/0	2/2
Brockett	8.0	1.00	0/0	32/26
Bunz	14.0	1.00	0/0	7/5
Christo	5.9	1.35	0/0	10/3
Clark	5.9	2.54	0/0	18/16
Garza	8.4	1.69	0/0	22/21
Gutierrez	10.1	1.50	0/0	4/1
Hawkins	8.4	1.44	0/0	16/14
Kaminska	5.5	1.13	0/0	58/37
Novotny	0.0	0.00	0/0	0/1
Olson	9.4	0.93	0/0	51/48
Ornelas	5.4	1.00	0/0	5/6
Perry	8.5	0.95	1/1	13/12
Rizzo	12.0	3.00	0/0	2/3
Schanaman	12.0	1.04	4/4	20/29
Sears	13.5	3.00	0/1	4/3
Walsh	9.1	0.89	0/0	23/22
Worthley	7.4	1.23	0/0	11/4

STARTERS BY MONTH

	W/L	ERA	IP	H	R	ER	K/B
February	2/1	5.81	31.0	30	22	20	22/10
March	9/3	4.58	70.2	65	37	36	72/19
April	3/2	4.87	40.2	38	24	22	35/18
May							
TOTAL	14/6	4.93	142.1	133	83	78	129/47

RELIEVERS BY MONTH

	W/L/S	ERA	IP	H	R	ER	K/B
February	1/2/1	5.93	27.1	21	26	18	19/18
March	2/2/3	4.50	66.0	60	36	33	78/25
April	4/1/1	2.05	48.1	31	11	11	50/17
May							
TOTAL	7/5/5	3.94	141.2	112	73	62	147/60

#8 SHAY SCHANAMAN

Date	Opponent	S/R	W/L/S	IP	H	HR	R-ER	BB-K
2/16/19	at UC Riverside (DH 2)	R	-	0.1	0	0	0-0	0-1
2/22/19	vs. Oregon St. (DH 2)	R	-	0.2	0	0	0-0	0-0
2/24/19	vs. Oregon St.	R	-	0.2	0	0	0-0	1-0
3/10/19	at Baylor	R	-	0.2	0	0	0-0	2-0
3/19/19	Air Force	R	-	0.2	1	0	0-0	1-0
3/24/19	Michigan State	R	S	0.1	0	0	0-0	0-1
3/26/19	at Creighton	R	W	1.1	0	0	0-0	0-3
3/31/19	at Minnesota (DH 2)	R	L	1.1	0	0	1-0	2-2
4/7/19	Purdue	R	-	2.1	0	0	0-0	0-4
4/13/19	at Penn State (DH 2)	R	S	1.0	0	0	0-0	0-1
4/17/19	at Omaha	R	-	1.0	1	1	1-1	0-0
4/21/19	at Iowa	R	-	0.1	1	0	1-1	2-0
4/23/19	at Creighton	R	-	1.0	0	0	0-0	2-0
4/28/19	Illinois	R	-	1.2	2	0	1-1	0-2
5/12/19	Arizona State	R	S	1.1	1	0	0-0	0-2
5/17/19	Michigan (DH 2)	R	L	1.0	3	2	4-4	1-1
5/26/19	vs. Ohio State	R	-	4.0	2	0	1-0	1-3
6/1/19	vs. Oklahoma State	R	-	0.1	0	0	0-0	0-1
6/2/19	vs. UConn	R	-	2.2	2	0	1-1	2-2
2/15/20	at Baylor	R	L	1.1	3	0	2-2	2-1
2/21/20	at San Diego	R	L	1.0	2	0	2-2	0-1
2/28/20	at Arizona State	R	-	0.1	2	0	4-4	2-0
3/7/20	Columbia (DH1)	R	W	1.2	1	0	0-0	0-1
3/7/20	Columbia (DH2)	R	L	1.0	0	0	0-0	0-1
3/10/20	Northern Colorado	R	W	5.0	1	0	0-0	0-6
3/6/21	vs. Purdue (DH 2)	S	W	6.0	1	0	0-0	3-5
3/14/21	vs. Ohio State	S	-	4.1	8	2	4-4	0-5
3/21/21	at Iowa	S	-	2.2	4	1	4-4	5-3
3/28/21	Minnesota	S	W	7.1	3	0	2-2	1-10
4/4/21	at Illinois	S	-	2.2	4	1	5-5	1-2
4/10/21	Maryland	S	W	6.0	2	1	3-3	0-11
4/18/21	at Penn State	S	W	6.0	7	0	2-1	0-5
4/25/21	at Michigan State	S	-	5.0	5	0	6-4	4-5
5/2/21	Rutgers	S	L	6.0	7	0	4-4	2-8
5/9/21	vs. Indiana	S	L	5.0	6	0	4-4	4-3
5/22/21	vs. Ohio State	S	-	5.1	9	1	7-6	2-5
5/29/21	Michigan (DH2)	R	-	4.0	3	0	0-0	0-5
6/6/21	vs. NJIT	S	W	7.0	4	1	2-1	3-5
2/19/22	at Sam Houston	S	L	4.0	6	0	5-4	2-4
2/26/22	vs. TCU	S	L	1.1	1	1	2-2	3-4
3/5/22	vs. Northwestern State	S	W	9.0	3	0	0-0	1-8
3/14/22	Omaha	S	-	6.0	3	1	2-1	4-6
3/19/22	Texas A&M-CC	S	L	6.2	3	0	2-1	3-5
3/26/22	Michigan	S	-	5.1	5	2	5-5	2-6
4/1/22	at Ohio State	S	W	6.1	6	1	1-1	3-8
4/8/22	Rutgers	S	L	6.0	9	3	7-7	1-7
4/15/22	BYU	S	L	7.0	2	0	3-0	2-5
4/22/22	at Indiana	S	L	4.0	8	1	7-6	1-3
4/26/22	K-State	R	-	0.1	0	0	0-0	0-0
4/29/22	Iowa	S	L	7.0	6	1	1-1	2-8
5/6/22	at Minnesota	S	-	4.2	8	1	5-4	2-4
5/13/22	at Illinois	S	L	3.1	9	1	7-6	2-2
5/19/22	Michigan State	R	-	6.0	6	0	1-0	1-6
2/18/23	at San Diego	R	L	1.0	1	0	2-2	2-1
2/20/23	at San Diego	R	-	2.0	2	0	4-4	2-2
2/24/23	at South Alabama	R	-	2.1	0	0	0-0	2-4
3/3/23	vs. Vanderbilt	R	W	3.0	1	0	0-0	0-3
3/10/23	Illinois State	R	S	3.0	1	0	1-1	1-5
3/14/23	Omaha	R	L	2.0	2	0	3-2	4-4
3/19/23	vs. Nicholls	R	-	2.0	5	1	4-4	0-2
3/24/23	Illinois	R	S	2.0	0	0	0-0	0-2
3/26/23	Illinois	R	-	1.0	1	0	0-0	1-2
3/28/23	North Dakota State	R	S	2.0	1	0	0-0	0-5
4/1/23	at Abilene Christian	R	-	1.0	0	0	0-0	0-1
4/4/23	at Kansas State	R	S	3.0	1	0	0-0	0-3
4/7/23	at Michigan	R	W	2.1	0	0	0-0	0-5
4/11/23	Omaha	R	L	4.0	3	0	1-1	2-2

#19 KYLE PERRY

Date	Opponent	S/R	W/L/S	IP	H	HR	R-ER	BB-K
2/16/19	at UC Riverside (DH 2)	R	-	0.1	0	0	0-0	1-1
2/22/19	vs. Oregon St. (DH 2)	S	-	1.1	3	1	3-3	3-2
3/20/19	Air Force	S	W	4.0	6	0	1-1	1-9
3/26/19	at Creighton	S	-	3.2	3	0	1-1	1-4
4/2/19	at Kansas State	S	W	7.0	3	0	0-0	1-3
4/9/19	Creighton	S	L	2.1	4	1	5-5	1-4
4/17/19	at Omaha	S	-	0.2	1	0	3-3	4-1
4/23/19	at Creighton	R	-	0.0	0	0	0-0	1-0
4/26/19	Illinois	R	-	2.2	6	0	2-2	1-1
5/25/19	vs. Michigan (2)	S	-	3.1	2	0	1-1	3-2
6/2/19	vs. UConn	R	-	1.0	1	0	0-0	1-2
2/16/20	at Baylor	R	-	2.1	0	0	0-0	0-1
2/23/20	vs. Arizona	R	-	2.1	0	0	0-0	0-1
2/29/20	at Arizona State	R	-	4.0	5	0	5-5	2-2
3/6/20	Columbia	S	W	5.0	2	1	1-1	0-7
5/10/21	at Rutgers	S	-	1.0	3	0	2-2	0-1
5/23/21	vs. Ohio State	S	W	2.0	1	0	0-0	0-3
5/29/21	Michigan (DH2)	S	W	3.0	0	0	0-0	1-4
6/6/21	at Arkansas	S	-	4.1	3	0	3-2	3-7
2/18/22	at Sam Houston	S	-	1.1	2	0	5-5	5-2
2/25/22	vs. TCU	S	L	4.1	4	1	3-3	3-8
3/4/22	at UT Arlington	R	-	5.0	5	0	0-0	0-4
3/13/22	at Omaha	S	L	3.1	3	0	1-1	1-3
3/18/22	Texas A&M-CC	S	-	0.2	2	1	2-2	1-0
2/19/23	at San Diego	R	-	1.2	1	0	2-2	1-1
2/24/23	at South Alabama	R	S	1.0	0	0	0-0	0-0
3/5/23	vs. Ole Miss	R	-	2.0	1	0	2-1	1-2
3/14/23	Omaha	R	-	1.0	2	1	2-2	0-1
3/19/23	vs. Nicholls	R	-	2.2	3	1	1-1	0-1
3/25/23	Illinois	R	-	1.0	2	0	1-1	0-1
4/8/23	at Michigan	R	-	1.0	0	0	0-0	0-2
4/14/23	Northwestern	R	-	2.1	1	0	0-0	0-4

#24 CALEB CLARK

Date	Opponent	S/R	W/L/S	IP	H	HR	R-ER	BB-K
2/19/23	at San Diego	S	-	4.1	3	1	5-5	2-1
2/26/23	at South Alabama	S	-	3.0	7	1	3-3	2-1
3/4/23	vs. Hawaii	S	L	0.2	5	0	8-8	1-1
3/8/23	Northern Colorado	R	W	2.1	1	0	0-0	0-4
3/14/23	Omaha	R	-	0.0	2	0	4-4	2-0
4/4/23	at Kansas State	S	-	2.0	3	0	1-1	2-2
4/11/23	Omaha	S	-	2.0	5	1	4-3	1-1
4/16/23	Northwestern	R	-	1.0	2	1	1-1	1-0

#25 DREW CHRISTO

Date	Opponent	S/R	W/L/S	IP	H	HR	R-ER	BB-K
2/19/22	at Sam Houston	R	-	0.0	1	1	2-2	0-0
3/16/22	New Mexico State	S	-	0.2	1	0	0-0	3-0
3/20/22	Texas A&M-CC	R	-	1.0	2	1	2-0	0-2
4/6/22	at Omaha	S	L	2.0	4	0	3-3	1-1
4/10/22	Rutgers	R	-	1.2	2	1	5-0	1-2
2/20/23	at San Diego	R	-	1.0	0	0	3-1	2-1
3/4/23	vs. Hawaii	R	-	1.0	1	0	0-0	0-2
3/8/23	Northern Colorado	R	-	1.2	3	0	2-2	2-1
3/14/23	Omaha	R	-	1.0	0	0	0-0	0-1
4/11/23	Omaha	R	-	1.0	0	0	0-0	0-0
4/15/23	Northwestern	R	-	1.0	0	0	0-0	1-1

#27 JAKE BUNZ

Date	Opponent	S/R	W/L/S	IP	H	HR	R-ER	BB-K
3/7/21	vs. Purdue	S	-	3.0	1	0	0-0	2-5
3/14/21	vs. Iowa	S	L	4.0	5	0	3-3	2-2
3/20/21	at Iowa	R	-	1.0	1	0	0-0	0-1
3/28/21	Minnesota (DH2)	S	W	4.0	2	0	0-0	3-5
4/2/21	at Illinois	R	W	1.1	2	0	0-0	0-4
4/4/21	at Illinois	R	-	0.2	1	0	0-0	0-0
4/9/21	Maryland	R	-	0.2	0	0	0-0	1-2
4/10/21	Maryland	R	-	2.0	0	0	0-0	1-4

4/16/21	at Penn State	R	W	2.0	2	0	0-0	1-3
4/18/21	at Penn State	R	-	1.0	0	0	0-0	0-1
4/23/21	at Michigan State	R	-	2.0	1	0	0-0	0-3
4/30/21	Rutgers	R	-	2.0	0	0	1-1	3-1
5/8/21	vs. Indiana	R	-	2.2	0	0	1-1	2-1
5/10/21	at Rutgers	R	-	0.2	1	1	1-1	0-1
5/15/21	Northwestern	R	-	2.0	0	0	0-0	0-2
5/21/21	at Indiana	R	-	2.0	1	0	1-1	1-4
5/28/21	Michigan	R	-	1.0	0	0	0-0	1-2
6/4/21	vs. Northeastern	R	-	0.1	1	0	0-0	0-1
6/5/21	at Arkansas	R	-	0.0	0	0	0-0	3-0
6/7/21	at Arkansas	R	-	0.1	1	1	1-1	0-0
2/19/22	at Sam Houston	R	-	0.1	0	0	0-0	0-1

2/20/23	at San Diego	R	-	0.0	1	1	3-0	2-0
3/4/23	vs. Hawaii	R	-	0.2	1	0	0-0	0-1
3/17/23	vs. Nicholls	R	-	1.0	0	0	0-0	0-1
3/26/23	Illinois	R	-	2.0	1	0	0-0	0-3
4/1/23	at Abilene Christian	R	-	1.1	0	0	0-0	0-2
4/4/23	at Kansas State	R	-	1.0	1	0	0-0	2-2
4/9/23	at Michigan	R	-	2.0	1	0	0-0	0-4
4/16/23	Northwestern	R	-	1.0	1	1	1-1	0-1

#30 WILL WALSH

Date	Opponent	S/R	W/L/S	IP	H	HR	R-ER	BB-K
4/10/22	Rutgers	R	-	0.2	3	0	1-1	0-1

2/20/23	at San Diego	R	-	0.1	1	1	1-0	0-0
3/8/23	Northern Colorado	R	-	1.0	1	1	1-1	0-2
3/21/23	at Creighton	R	L	6.0	2	0	3-3	0-4
3/28/23	North Dakota State	S	W	7.0	2	0	1-1	2-11
4/4/23	at Kansas State	S	-	1.1	2	0	0-0	0-0
4/9/23	at Michigan	S	-	3.0	7	1	3-3	1-2
4/16/23	Northwestern	S	W	5.0	2	0	0-0	1-5

#32 CJ HOOD

Date	Opponent	S/R	W/L/S	IP	H	HR	R-ER	BB-K
2/19/22	at Sam Houston	R	-	1.0	1	0	0-0	0-1
2/26/22	vs. TCU	R	-	0.2	2	0	1-1	0-0
3/9/22	at Kansas State	R	-	1.0	0	0	0-0	0-2
3/18/22	Texas A&M-CC	R	-	0.1	0	0	2-1	1-0
3/20/22	Texas A&M-CC	R	-	1.0	1	0	0-0	1-3
3/27/22	Michigan	R	-	1.0	1	0	1-1	0-0
3/28/22	at Creighton	R	-	1.1	0	0	0-0	1-0
4/6/22	at Omaha	R	-	0.2	0	0	0-0	1-0
4/9/22	Rutgers	R	-	0.1	0	0	0-0	0-1
4/10/22	Rutgers	R	-	0.0	3	1	4-4	2-0
4/15/22	BYU	R	-	0.2	0	0	0-0	2-1
4/20/22	North Dakota State	R	W	1.1	0	0	0-0	2-2
4/22/22	at Indiana	R	-	0.1	0	0	0-0	0-0
4/26/22	K-State	R	W	0.2	0	0	0-0	2-0
5/8/22	at Minnesota	R	-	0.2	0	0	0-0	0-0
5/15/22	at Illinois	R	-	0.1	0	0	0-0	1-0
5/21/22	Michigan State	R	S	0.2	0	0	0-0	0-1

#33 JACKSON BROCKETT

Date	Opponent	S/R	W/L/S	IP	H	HR	R-ER	BB-K
2/20/22	at Sam Houston	R	-	1.0	0	0	0-0	1-1
2/26/22	vs. TCU	R	-	0.1	0	0	2-2	2-0
3/16/22	New Mexico State	R	-	1.1	3	0	2-2	1-3
3/20/22	Texas A&M-CC	R	-	1.0	2	0	2-2	0-2
3/28/22	at Creighton	R	-	1.2	1	0	1-0	2-3
4/6/22	at Omaha	R	-	2.1	1	0	1-1	1-2
4/10/22	Rutgers	R	-	4.1	4	1	1-1	0-4
4/16/22	BYU	S	-	5.1	4	1	2-2	1-2
4/26/22	K-State	S	-	3.1	2	0	4-4	3-3
5/8/22	at Minnesota	S	-	5.1	4	0	1-1	1-7
5/15/22	at Illinois	S	-	2.0	1	0	0-0	2-0
5/19/22	Michigan State	S	L	3.0	4	1	3-3	1-2

2/20/23	at San Diego	S	-	2.0	1	0	1-1	1-2
2/25/23	at South Alabama	R	-	2.2	1	0	0-0	0-1
3/7/23	Northern Colorado	S	W	4.0	2	0	0-0	0-5
3/17/23	vs. Nicholls	R	-	2.0	0	0	0-0	0-1
3/21/23	at Creighton	S	-	1.0	3	0	3-3	3-2
3/26/23	Illinois	R	-	3.2	3	0	2-2	1-4

4/1/23	at Abilene Christian	R	-	1.2	1	0	0-0	1-2
4/8/23	at Michigan	R	-	5.0	3	0	2-2	2-4
4/15/23	Northwestern	S	W	6.0	3	0	0-0	3-4

#34 BRETT SEARS

Date	Opponent	S/R	W/L/S	IP	H	HR	R-ER	BB-K
2/23/20	at Butler	R	-	1.1	1	0	2-2	3-2
2/29/20	at Memphis	S	-	4.2	4	0	2-2	1-3
3/7/20	at Missouri	S	L	1.1	8	1	6-6	2-1
2/26/21	at Louisville	S	W	5.0	2	0	3-3	5-4
3/5/21	at Evansville	S	L	5.0	8	0	4-4	2-5
3/12/21	at Saint Louis	S	-	7.0	7	0	3-2	1-3
3/19/21	North Dakota State	S	L	6.0	12	0	8-5	1-0
3/26/21	South Dakota State	S	W	7.0	3	0	0-0	3-3
4/2/21	Oral Roberts	S	L	5.2	12	1	10-10	2-3
5/7/21	at Oral Roberts	S	-	2.0	2	0	2-2	3-2
5/20/21	Omaha	S	L	5.0	6	1	2-2	5-5

2/19/23	at San Diego	R	-	0.0	2	0	2-2	1-0
3/4/23	vs. Hawaii	R	-	1.1	5	2	3-3	0-1
3/7/23	Northern Colorado	R	-	1.0	2	0	0-0	0-2
3/19/23	vs. Nicholls	R	-	1.0	1	0	0-0	1-2
3/21/23	at Creighton	R	-	0.1	0	0	0-0	0-0
4/16/23	Northwestern	R	-	1.0	1	0	0-0	1-2

#38 EMMETT OLSON

Date	Opponent	S/R	W/L/S	IP	H	HR	R-ER	BB-K
3/14/21	vs. Ohio State	R	-	1.0	0	0	0-0	0-1
3/19/21	at Iowa	R	-	1.0	0	0	0-0	0-2
3/21/21	at Iowa	R	-	1.0	2	0	2-2	1-2
4/3/21	at Illinois	R	-	0.1	4	0	2-1	0-1
5/10/21	at Rutgers	R	-	2.1	1	0	0-0	1-2
5/14/21	Northwestern	R	-	1.0	1	0	0-0	1-1
5/22/21	vs. Ohio State	R	W	2.0	1	0	0-0	1-3
5/29/21	Michigan (DH2)	R	-	1.2	3	1	3-3	0-2
6/5/21	at Arkansas	R	-	1.1	0	0	2-0	2-2
6/7/21	at Arkansas	R	-	0.1	1	0	0-0	0-0

2/18/22	at Sam Houston	R	L	1.0	3	0	3-0	0-2
2/20/22	at Sam Houston	R	-	3.2	4	0	2-2	1-3
2/27/22	vs. TCU	R	-	4.0	1	0	0-0	0-2
3/4/22	vs. Northwestern State	R	S	2.1	0	0	0-0	0-3
3/9/22	at Kansas State	S	L	3.0	7	1	4-2	1-4
3/14/22	Omaha	R	-	1.2	2	0	1-1	1-2
3/16/22	New Mexico State	R	W	1.0	0	0	0-0	0-1
3/19/22	Texas A&M-CC	R	-	1.0	2	0	2-1	1-1
3/26/22	Michigan	R	-	0.2	2	0	1-0	1-1
3/28/22	at Creighton	R	-	1.0	0	0	0-0	0-1
4/1/22	at Ohio State	R	-	2.1	3	0	2-2	0-3
4/6/22	at Omaha	R	-	1.0	0	0	0-0	0-1
4/9/22	Rutgers	S	-	6.2	3	0	3-1	1-5
4/15/22	BYU	S	-	5.0	2	1	2-1	3-5
4/23/22	at Indiana	S	L	6.0	9	1	6-1	2-5
4/29/22	Iowa	S	W	7.0	4	1	1-1	0-7
5/7/22	at Minnesota	S	-	5.0	7	0	4-4	4-6
5/14/22	at Illinois	S	W	6.2	7	0	2-2	1-6
5/20/22	Michigan State	S	-	7.0	5	2	3-3	0-7

2/17/23	at San Diego	S	-	5.1	5	1	3-3	1-5
2/24/23	at South Alabama	S	W	5.1	2	1	4-2	2-5
3/3/23	vs. Vanderbilt	S	-	6.0	4	3	3-3	3-5
3/10/23	Illinois State	S	W	6.0	4	1	2-2	2-8
3/17/23	vs. Nicholls	S	W	7.0	5	0	1-1	0-7
3/24/23	Illinois	S	W	7.0	6	0	4-4	0-10
4/1/23	vs. Texas A&M-CC	S	W	6.0	4	0	1-1	1-4
4/7/23	at Michigan	S	-	7.2	2	1	1-1	3-8
4/14/23	Northwestern	S	-	3.1	2	1	3-3	4-4

#39 CORBIN HAWKINS

Date	Opponent	S/R	W/L/S	IP	H	HR	R-ER	BB-K
3/15/22	New Mexico State	R	-	0.1	0	0	0-0	0-1
3/19/22	Texas A&M-CC	R	-	0.2	0	0	0-0	0-1
3/20/22	Texas A&M-CC	R	-	1.0	6	2	6-4	0-2
3/27/22	Michigan	R	-	0.1	0	0	0-0	1-0
4/8/22	Rutgers	R	-	1.0	0	0	0-0	0-0

4/16/22	BYU	R	L	1.0	1	0	2-0	0-1
4/20/22	North Dakota State	R	-	1.0	0	0	0-0	0-0
4/23/22	at Indiana	R	-	1.2	3	0	2-2	0-0
4/26/22	K-State	R	-	1.0	0	0	0-0	1-2
5/13/22	at Illinois	R	-	0.1	0	0	0-0	0-1
5/14/22	at Illinois	R	-	1.0	1	0	0-0	0-1
5/15/22	at Illinois	R	L	0.2	2	0	1-0	0-1
5/21/22	Michigan State	R	-	0.1	2	0	3-2	0-1

2/17/23	at San Diego	R	-	1.0	2	0	3-3	2-1
2/19/23	at San Diego	R	-	0.1	1	0	0-0	0-1
3/14/23	Omaha	R	-	1.0	1	0	0-0	0-2
3/21/23	at Creighton	R	-	1.1	2	0	0-0	1-1
3/25/23	Illinois	R	-	2.0	3	0	0-0	0-4
4/1/23	vs. Texas A&M-CC	R	-	2.0	1	0	0-0	1-0
4/4/23	at Kansas State	R	W	1.2	1	0	0-0	1-1
4/8/23	at Michigan	R	-	0.1	2	0	0-0	0-0
4/11/23	Omaha	R	-	3.0	3	0	1-1	0-3
4/14/23	Northwestern	R	W	3.1	1	0	0-0	1-2

#41 JC GUTIERREZ

Date	Opponent	S/R	W/L/S	IP	H	HR	R-ER	BB-K
2/25/23	at South Alabama	R	-	1.0	1	0	0-0	0-0
3/5/23	vs. Ole Miss	R	-	0.2	1	0	0-0	0-2
3/11/23	Illinois State	R	-	1.0	0	0	0-0	2-1

#42 JALEN WORTHLEY

Date	Opponent	S/R	W/L/S	IP	H	HR	R-ER	BB-K
2/19/23	at San Diego	R	-	1.2	0	0	0-0	0-2
2/24/23	at South Alabama	R	-	0.1	0	0	0-0	0-0
3/5/23	vs. Ole Miss	R	-	1.0	2	0	3-3	2-0
3/11/23	Illinois State	R	-	1.0	1	0	0-0	1-3
3/19/23	vs. Nicholls	R	-	2.0	3	0	1-1	0-0
4/15/23	Northwestern	R	-	1.1	0	0	0-0	0-1

#43 AUSTIN BERGGREN

Date	Opponent	S/R	W/L/S	IP	H	HR	R-ER	BB-K
2/20/23	at San Diego	R	-	0.2	1	0	2-0	0-0
3/7/23	Northern Colorado	R	-	2.0	1	0	1-1	1-4
4/15/23	Northwestern	R	-	0.2	2	0	2-2	1-1

#48 SAM NOVOTNY

Date	Opponent	S/R	W/L/S	IP	H	HR	R-ER	BB-K
2/20/23	at San Diego	R	-	0.1	0	0	0-0	0-0

#49 WILL RIZZO

Date	Opponent	S/R	W/L/S	IP	H	HR	R-ER	BB-K
2/17/23	at San Diego	R	-	0.1	1	0	0-0	0-0
3/5/23	vs. Ole Miss	R	-	0.1	2	0	1-1	1-0
3/17/23	vs. Nicholls	R	-	1.0	0	0	0-0	0-1
3/26/23	Illinois	R	-	0.1	2	0	2-2	1-0
4/16/23	Northwestern	R	-	1.0	2	0	3-3	1-3

#51 MASON ORNELAS

Date	Opponent	S/R	W/L/S	IP	H	HR	R-ER	BB-K
2/14/20	Miami	R	-	1.0	0	0	0-0	0-0
2/18/20	Stephen F. Austin	R	-	1.0	0	0	0-0	0-0
2/21/20	Army	R	-	1.1	0	0	0-0	0-4
2/23/20	Army	R	W	0.1	1	1	1-1	1-0
2/29/20	vs. UCLA	R	-	2.2	1	0	0-0	0-2
3/6/20	New Mexico State	R	-	1.0	1	0	0-0	0-3
3/10/20	at Rice	R	-	1.0	0	0	0-0	0-1
2/20/21	Xavier	S	-	4.0	1	0	0-0	1-6
2/24/21	Tarleton	R	-	2.2	2	0	0-0	0-5
3/7/21	New Mexico State	R	-	2.0	1	0	0-0	0-1
3/16/21	at Houston	R	W	3.0	0	0	0-0	0-5
3/20/21	at Florida	R	-	3.1	6	1	4-4	0-4
3/23/21	Rice	R	-	0.2	1	0	1-1	0-0
3/28/21	Georgia	R	-	1.2	4	0	3-3	1-2
4/3/21	at Missouri	R	-	0.1	0	0	0-0	1-0
4/6/21	at Sam Houston	R	-	2.0	1	0	0-0	0-1
4/10/21	Alabama	R	-	3.2	7	0	2-2	0-6
4/18/21	at Arkansas	R	-	1.1	3	1	3-3	1-2
4/20/21	Texas Southern	R	W	2.2	2	0	0-0	0-4
4/24/21	Tennessee	R	W	3.0	2	0	1-1	0-2

5/1/21	at Mississippi State	R	-	3.0	1	0	0-0	3-1
5/4/21	vs. UT Arlington	R	-	1.0	2	0	2-2	0-0
5/8/21	Ole Miss	R	L	0.2	2	1	3-3	1-0
5/16/21	at Auburn	R	L	1.0	2	0	5-1	3-0

2/26/22	vs. TCU	R	-	2.1	2	0	0-0	1-2
3/4/22	at UT Arlington	R	-	2.0	0	0	0-0	1-0
3/9/22	at Kansas State	R	-	2.0	1	0	2-0	2-1
3/14/22	Omaha	R	-	1.0	2	0	2-2	2-1
3/18/22	Texas A&M-CC	R	W	1.2	1	0	0-0	0-2
3/20/22	Texas A&M-CC	R	-	2.0	3	2	4-4	1-1
3/27/22	Michigan	R	-	2.2	1	0	1-1	2-1
4/3/22	at Ohio State	R	-	2.0	3	1	2-2	1-1
4/6/22	at Omaha	R	-	1.0	1	0	1-1	1-1
4/15/22	BYU	R	-	1.0	3	0	3-3	1-1
4/22/22	at Indiana	R	-	3.2	4	0	1-1	0-3
4/26/22	K-State	R	-	3.2	2	1	2-2	1-4
5/7/22	at Minnesota	R	-	0.2	2	0	1-1	1-0
5/13/22	at Illinois	R	-	4.1	5	0	1-1	1-1
5/17/22	Oral Roberts	R	S	2.1	1	0	0-0	1-1
5/21/22	Michigan State	S	-	4.0	3	1	3-3	2-2

2/18/23	at San Diego	R	-	1.1	0	0	0-0	1-0
2/20/23	at San Diego	R	-	0.2	1	1	2-2	1-0
3/8/23	Northern Colorado	R	-	2.0	0	0	0-0	0-2
3/14/23	Omaha	R	-	1.0	0	0	1-0	2-1

#52 MICHAEL GARZA

Date	Opponent	S/R	W/L/S	IP	H	HR	R-ER	BB-K
3/19/19	Texas State	S	-	3.1	1	1	1-1	0-2
3/23/19	at McNeese	S	-	1.2	1	0	0-0	1-1
3/27/19	Missouri	R	-	0.1	2	0	1-1	0-1
3/29/19	New Orleans	S	-	2.0	5	1	2-2	0-1
4/9/19	Prairie View	R	-	2.0	0	0	0-0	2-3
4/14/19	at Nicholls	R	-	3.1	4	0	0-0	1-3
4/20/19	Houston Baptist	S	L	2.1	6	1	6-4	1-1
4/27/19	Arkansas-Pine Bluff	R	-	2.1	0	0	3-2	2-3
5/7/19	at UTSA	R	-	1.1	4	1	1-1	0-1
5/14/19	at Texas	R	-	0.1	2	0	2-2	1-0

2/15/20	Bradley	R	-	1.0	1	0	0-0	0-1
2/16/20	Bradley	R	-	1.2	3	1	3-3	1-3
2/22/20	Toledo	R	L	1.0	2	0	1-1	0-1
2/26/20	at Texas A&M	S	L	4.0	5	0	3-3	2-4
2/29/20	at Oral Roberts	R	-	1.0	0	0	0-0	0-1
3/3/20	Stephen F. Austin	S	W	5.0	4	0	2-0	1-5
3/7/20	at Texas A&M-CC	R	-	2.0	0	0	0-0	0-3
3/10/20	New Mexico	S	-	3.0	3	0	2-2	0-5

2/26/21	Texas Southern	R	S	3.2	0	0	0-0	0-6
3/3/21	at Texas A&M	S	-	4.0	3	0	3-3	6-4
3/10/21	Houston	R	-	0.2	4	0	3-3	0-1
3/13/21	at Northwestern State	S	-	7.0	5	0	2-2	0-10
3/19/21	Southeastern La.	R	W	5.0	7	0	2-1	0-6
3/21/21	Southeastern La.	R	S	1.0	1	0	0-0	0-1
3/27/21	Central Arkansas	R	W	1.0	1	0	1-1	1-1
3/27/21	Central Arkansas	S	-	4.0	4	0	1-1	0-3
4/2/21	at Stephen F. Austin	S	W	3.2	4	1	7-5	5-5
4/10/21	at McNeese	S	L	8.0	7	2	4-4	0-8
4/17/21	New Orleans	S	L	5.0	10	0	8-2	2-3
4/24/21	at Abilene Christian	S	L	3.1	8	2	6-6	1-0
5/1/21	at Nicholls	R	S	1.0	1	0	0-0	0-3
5/2/21	at Nicholls	S	L	3.2	10	0	5-5	1-2
5/7/21	Houston Baptist	R	-	2.0	1	0	0-0	0-1
5/7/21	Houston Baptist	R	S	2.0	3	0	0-0	0-0
5/9/21	Houston Baptist	R	S	2.0	0	0	0-0	1-1
5/21/21	Lamar	R	S	3.0	2	1	1-1	1-4
5/22/21	Lamar	R	-	1.1	4	1	4-4	1-0

2/25/22	South Dakota State	S	W	7.0	2	0	0-0	0-7
3/4/22	at Houston	S	L	5.2	9	1	4-4	2-8
3/12/22	UT Arlington	S	W	7.0	2	0	1-0	3-7
3/18/22	at Texas	S	L	3.0	8	1	8-7	6-1
3/25/22	Texas A&M-CC	S	L	5.0	7	0	6-5	2-6
4/1/22	Southeastern La.	S	-	4.1	8	0	4-4	3-6
4/9/22	Northwestern State	S	W	6.1	7	2	2-2	1-6

4/15/22	at McNeese	S	-	7.0	5	0	3-3	0-10
4/22/22	Nicholls	S	W	6.2	4	1	4-4	3-8
4/29/22	at Houston Baptist	S	L	4.0	12	2	9-8	1-5
5/6/22	at New Orleans	S	-	6.0	4	0	2-2	3-5
5/12/22	Texas A&M-CC	S	W	6.0	6	0	3-3	2-7
5/19/22	at McNeese	S	L	5.0	7	1	7-5	0-5

2/17/23	at San Diego	R	-	1.1	2	0	1-1	1-2
2/19/23	at San Diego	R	L	0.1	2	0	1-1	0-0
2/26/23	at South Alabama	R	W	6.0	1	0	0-0	1-3
3/5/23	vs. Ole Miss	R	-	3.1	4	0	0-0	3-1
3/14/23	Omaha	S	-	3.0	3	0	0-0	0-5
3/19/23	vs. Nicholls	S	L	1.1	6	0	4-4	1-2
3/26/23	Illinois	S	L	2.0	7	2	6-6	0-3
4/9/23	at Michigan	R	W	4.0	3	0	0-0	2-4

#55 JACE KAMINSKA

Date	Opponent	S/R	W/L/S	IP	H	HR	R-ER	BB-K
3/2/21	at Oral Roberts	R	-	1.1	2	0	0-0	3-2
3/7/21	Dixie State	R	-	3.0	5	1	2-2	2-5
3/23/21	Kansas State	S	W	5.0	3	0	1-0	2-4
4/2/21	at Houston	S	W	7.0	5	0	0-0	1-4
4/10/21	Houston	S	W	9.0	6	1	1-1	2-7
4/17/21	at Tulane	S	-	0.0	0	0	0-0	0-0
4/24/21	at Cincinnati	S	W	5.2	5	0	1-0	2-6
4/30/21	East Carolina	S	W	7.0	5	0	2-2	1-5
5/7/21	at UCF	S	W	6.0	5	1	1-1	1-6
5/14/21	USF	S	L	4.2	8	2	7-7	1-4
5/20/21	Memphis	S	W	5.0	4	1	2-2	3-2
5/26/21	vs. Houston	S	W	8.1	3	1	1-1	1-6

2/18/22	at Louisiana Tech	S	-	3.1	4	1	3-3	1-6
2/25/22	at Texas A&M-CC	S	-	5.1	5	0	3-3	2-7
3/4/22	vs. Iowa	S	-	5.1	8	1	4-4	0-3
3/11/22	South Dakota State	S	W	7.0	2	1	1-1	1-8
3/18/22	New Mexico	S	L	5.1	6	0	4-2	3-5
3/25/22	Creighton	S	L	5.2	3	0	3-2	4-5
4/1/22	at Houston	S	W	8.0	4	0	0-0	0-12
4/8/22	at East Carolina	S	L	4.2	8	0	5-5	2-2
4/14/22	Cincinnati	S	L	5.1	8	1	6-6	3-9
4/22/22	UCF	S	L	5.1	6	1	5-4	4-6
4/29/22	at Memphis	S	L	6.0	7	1	6-6	3-4
5/6/22	Houston	S	L	6.0	7	0	5-5	2-8
5/13/22	Tulane	R	W	5.1	3	0	0-0	3-7
5/19/22	at USF	R	L	3.0	4	1	4-4	0-1
5/24/22	vs. Houston	R	L	3.0	5	0	3-3	1-3

2/18/23	at San Diego	S	-	5.2	5	1	3-3	1-4
2/25/23	at South Alabama	S	W	5.1	7	0	3-3	1-4
3/4/23	vs. Hawaii	S	W	6.0	4	0	0-0	1-3
3/10/23	Illinois State	S	W	7.0	3	0	0-0	1-2
3/17/23	vs. Nicholls	S	W	5.0	3	0	1-0	1-3
3/25/23	Illinois	S	W	6.0	5	1	2-2	2-4
4/1/23	at Abilene Christian	S	L	4.0	5	0	5-4	0-3
4/8/23	at Michigan	S	L	1.2	5	0	6-6	2-2



OUTFIELDER LUKE JESSEN 1

CLASS: **Sophomore**
B/T: **L/L**
HOMETOWN: **Elkhorn, Neb.**
PREVIOUS SCHOOL: **Elkhorn South**

SEASON HIGH


CATEGORY

CAREER HIGH

Hits	3 at Sam Houston, 2/19/22
Runs	2 (3x) last vs. Michigan State, 5/21/22
Doubles	1 at Kansas State, 3/9/22
Triples	1 vs. Michigan, 3/26/22
Home Runs	
RBI	2 vs. Michigan, 3/26/22
Stolen Bases	1 vs. Michigan State, 5/20/22

CAREER STATISTICS

Year	AVG	GP	GS	AB	R	H	2B	3B	HR	RBI	TB	SLG%	BB	HBP	SO	GDP	OB%	SF	SH	SB-ATT	PO	A	E	FLD%
2022	.257	26	19	74	11	19	1	1	0	5	22	.297	6	2	27	1	.329	0	1	1-3	12	0	0	1.000
2023	.000	7	0	6	0	0	0	0	0	0	0	.000	1	0	2	0	.143	0	0	0-0	0	0	1	.000
TOTAL	.238	33	19	80	11	19	1	1	0	5	22	.275	7	2	29	1	.315	0	1	1-3	12	0	1	.923



OUTFIELDER CASEY BURNHAM 2

CLASS: **Senior**
B/T: **L/L**
HOMETOWN: **Grand Island, Neb.**
PREVIOUS SCHOOL: **Kansas**

SEASON HIGH

CATEGORY

CAREER HIGH

Hits	Same
Runs	4 at Missouri, 5/18/21
Doubles	Same
Triples	1 (4x) last vs. Texas A&M-CC, 4/1/23
Home Runs	1 (3x) last at Michigan, 4/7/23
RBI	Same
Stolen Bases	3 vs. Seton Hall, 3/13/19

CAREER STATISTICS (2019-22 at Kansas)

Year	AVG	GP	GS	AB	R	H	2B	3B	HR	RBI	TB	SLG%	BB	HBP	SO	GDP	OB%	SF	SH	SB-ATT	PO	A	E	FLD%
2019	.237	49	41	135	27	32	5	2	1	11	44	.326	17	4	39	0	.338	1	10	11-17	115	0	0	1.000
2020	.265	12	12	49	9	13	6	0	1	3	22	.449	2	3	12	0	.327	1	0	2-2	32	0	1	.970
2021	.286	23	22	70	21	20	6	1	0	11	28	.400	15	3	11	0	.432	0	1	8-9	38	0	0	1.000
2022	.263	27	25	80	11	21	3	0	0	5	24	.300	17	4	16	0	.416	0	2	4-7	74	0	2	.974
2023	.329	28	28	85	27	28	8	1	1	12	41	.482	6	13	27	0	.452	0	6	7-7	70	0	1	.986
TOTAL	.272	139	128	419	95	114	28	4	3	42	159	.379	57	27	105	0	.392	2	19	32-42	329	0	4	.988



INFIELDER MAX ANDERSON 4

CLASS: **Junior**
B/T: **R/R**
HOMETOWN: **Omaha, Neb.**
PREVIOUS SCHOOL: **Millard West**

SEASON HIGH

CATEGORY

CAREER HIGH

Hits	4 (4x) last vs. Michigan State, 5/21/22
Runs	3 (4x) last vs. Northwestern, 4/14/23
Doubles	2 (3x) last vs. Northwestern, 4/16/23
Triples	1 (6x) last vs. Illinois State, 3/10/23
Home Runs	2 (3x) last vs. Illinois, 3/26/23
RBI	5 at Iowa, 3/21/21
Stolen Bases	2 (2x) last vs. K-State, 4/26/22

CAREER STATISTICS

Year	AVG	GP	GS	AB	R	H	2B	3B	HR	RBI	TB	SLG%	BB	HBP	SO	GDP	OB%	SF	SH	SB-ATT	PO	A	E	FLD%
2021	.332	45	45	184	35	61	8	1	7	32	92	.500	16	1	26	5	.386	1	0	3-4	23	53	6	.927
2022	.299	53	53	224	47	67	12	3	10	45	115	.513	14	3	26	6	.349	0	0	6-7	113	85	8	.961
2023	.417	33	33	139	29	58	13	2	13	45	114	.820	12	3	17	3	.471	1	0	0-0	56	69	0	1.000
TOTAL	.340	131	131	547	111	186	33	6	30	122	321	.587	42	7	69	14	.393	2	0	9-11	192	207	14	.966



CATCHER

JOSH CARON 5

CLASS: **Sophomore**
 B/T: **R/R**
 HOMETOWN: **Sun Prairie, Wis.**
 PREVIOUS SCHOOL: **Sun Prairie**

SEASON HIGH

3 (2x) last at Michigan, 4/9/23
 2 (5x) last at Michigan, 4/9/23
 2 at Michigan, 4/9/23
 2 at South Alabama, 2/26/23
 5 at South Alabama, 2/26/23
 1 at San Diego, 2/19/23

CATEGORY

Hits
 Runs
 Doubles
 Triples
 Home Runs
 RBI
 Stolen Bases

CAREER HIGH

Same
 2 (6x) last vs. Illinois, 3/25/23
 Same
 Same
 Same
 Same
 1 (2x) last at San Diego, 2/19/23

CAREER STATISTICS

Year	AVG	GP	GS	AB	R	H	2B	3B	HR	RBI	TB	SLG%	BB	HBP	SO	GDP	OB%	SF	SH	SB-ATT	PO	A	E	FLD%
2022	.179	26	22	78	10	14	3	0	0	7	17	.218	11	5	19	3	.316	1	0	1-1	93	13	1	.991
2023	.292	29	29	113	19	33	9	0	4	19	54	.478	9	8	18	1	.379	2	0	1-1	202	21	0	1.000
TOTAL	.246	55	51	191	29	47	12	0	4	26	71	.372	20	13	37	4	.352	3	0	2-2	295	34	1	.997



RIGHT-HANDED PITCHER

SHAY SCHANAMAN 8

CLASS: **Senior**
 B/T: **R/R**
 HOMETOWN: **Grand Island, Neb.**
 PREVIOUS SCHOOL: **Grand Island**

SEASON HIGH

3.0 (3x) last at Kansas State, 4/4/23
 4 (2x) last vs. Nicholls, 3/19/23
 4 (2x) last vs. Nicholls, 3/19/23
 4 vs. Omaha, 3/14/23
 5 (3x) last at Michigan, 4/7/23

CATEGORY

Innings
 Runs
 Earned Runs
 Walks
 Strikeouts

CAREER HIGH

9.0 vs. Northwestern State, 3/5/22
 7 (4x) last at Illinois, 5/13/22
 7 vs. Rutgers, 4/8/22
 5 at Iowa, 3/21/21
 11 vs. Maryland, 4/10/21

CAREER STATISTICS

Year	ERA	W	L	App	GS	CG	SHO	CBO	SV	IP	H	R	ER	BB	SO	2B	3B	HR	BF	B/Avg	WP	HBP	BK	SFA	SHA
2019	3.18	1	2	19	0	0	0	0	3	22.2	13	10	8	14	23	2	0	3	98	.163	6	1	0	1	2
2020	6.97	2	2	6	0	0	0	1	0	10.1	9	8	8	4	10	4	1	0	44	.231	0	0	0	0	1
2021	5.08	5	2	13	12	0	0	1	0	67.1	63	44	38	25	72	15	1	7	300	.242	4	12	0	3	0
2022	4.44	2	8	15	13	2	1	0	0	77.0	75	48	38	29	76	14	2	12	348	.251	7	11	1	6	3
2023	4.11	2	3	14	0	0	0	0	4	30.2	18	15	14	14	41	3	1	1	133	.168	5	10	0	1	1
TOTAL	4.59	12	17	67	25	2	1	2	7	208.0	178	125	106	86	222	38	5	23	923	.227	22	34	1	11	7



INFIELDER

EFRAIM CERVANTES 9

CLASS: **Senior**
 B/T: **R/R**
 HOMETOWN: **Tucson, Ariz.**
 PREVIOUS SCHOOL: **South Mountain CC**

SEASON HIGH

3 vs. Omaha, 3/14/23
 2 vs. Omaha, 3/14/23
 1 vs. Northwestern, 4/16/23
 1 (2x) last vs. Nicholls, 3/17/23
 1 (5x) last vs. Northwestern, 4/14/23

CATEGORY

Hits
 Runs
 Doubles
 Triples
 Home Runs
 RBI
 Stolen Bases

CAREER HIGH

Same
 2 (3x) last vs. Omaha, 3/14/23
 1 (5x) last vs. Northwestern, 4/16/23
 1 (3x) last vs. Nicholls, 3/17/23
 2 (3x) last vs. Iowa, 5/1/22
 1 vs. Rutgers, 4/16/21

CAREER STATISTICS

Year	AVG	GP	GS	AB	R	H	2B	3B	HR	RBI	TB	SLG%	BB	HBP	SO	GDP	OB%	SF	SH	SB-ATT	PO	A	E	FLD%
2021	.082	36	14	49	7	4	0	0	0	4	4	.082	8	3	12	0	.250	0	5	1-2	19	25	1	.978
2022	.187	40	37	107	12	20	4	0	1	10	27	.252	13	11	20	0	.333	1	11	0-1	35	79	3	.974
2023	.333	19	8	39	8	13	1	0	2	5	20	.513	1	1	7	0	.366	0	0	0-0	33	5	0	1.000
TOTAL	.190	95	59	195	27	37	5	0	3	19	51	.262	22	15	39	0	.318	1	16	1-3	87	109	4	.980



CATCHER BEN COLUMBUS 10

CLASS: **Junior**B/T: **L/R**HOMETOWN: **North Vancouver, British Columbia**PREVIOUS SCHOOL: **Wharton County JC****SEASON HIGH**

2 (7x) last vs. Northwestern, 4/15/23

2 (4x) last vs. Nicholls, 3/19/23

1 (5x) last vs. Northwestern, 4/15/23

3 at South Alabama, 2/24/23

1 vs. Illinois, 3/25/23

CATEGORY

Hits

Runs

Doubles

Triples

Home Runs

RBI

Stolen Bases

CAREER HIGH

Same

Same

Same

Same

Same

Same

Same

CAREER STATISTICS

Year	AVG	GP	GS	AB	R	H	2B	3B	HR	RBI	TB	SLG%	BB	HBP	SO	GDP	OB%	SF	SH	SB-ATT	PO	A	E	FLD%
2023	.286	28	22	84	18	24	5	0	0	11	29	.345	15	2	22	0	.394	3	0	1-1	131	7	0	1.000
TOTAL	.286	28	22	84	18	24	5	0	0	11	29	.345	15	2	22	0	.394	3	0	1-1	131	7	0	1.000



OUTFIELDER DANIEL YOUNG 11

CLASS: **Redshirt Junior**B/T: **L/L**HOMETOWN: **North Zulch, Texas**PREVIOUS SCHOOL: **Tyler JC****SEASON HIGH****CATEGORY****CAREER HIGH**

Hits

Runs

Doubles

Triples

Home Runs

RBI

Stolen Bases

CAREER STATISTICS

Year	AVG	GP	GS	AB	R	H	2B	3B	HR	RBI	TB	SLG%	BB	HBP	SO	GDP	OB%	SF	SH	SB-ATT	PO	A	E	FLD%
2023	.000	3	0	3	0	0	0	0	0	0	0	.000	0	0	2	0	.000	0	0	0-0	0	0	0	.000
TOTAL	.000	3	0	3	0	0	0	0	0	0	0	.000	0	0	2	0	.000	0	0	0-0	0	0	0	.000



OUTFIELDER COLE EVANS 12

CLASS: **Junior**B/T: **R/R**HOMETOWN: **Grand Island, Neb.**PREVIOUS SCHOOL: **Parkland College****SEASON HIGH**

4 vs. Illinois State, 3/11/23

2 (6x) last at Michigan, 4/8/23

2 vs. Illinois State, 3/11/23

2 vs. Northern Colorado, 3/8/23

4 vs. Illinois State, 3/11/23

2 vs. Illinois, 3/25/23

CATEGORY

Hits

Runs

Doubles

Triples

Home Runs

RBI

Stolen Bases

CAREER HIGH

Same

Same

Same

Same

Same

Same

Same

CAREER STATISTICS (2020 at Creighton)

Year	AVG	GP	GS	AB	R	H	2B	3B	HR	RBI	TB	SLG%	BB	HBP	SO	GDP	OB%	SF	SH	SB-ATT	PO	A	E	FLD%
2020	.000	8	1	12	0	0	0	0	0	0	0	.000	0	1	7	0	.077	0	0	0-0	2	0	0	1.000
2023	.309	28	23	81	22	25	6	0	2	14	37	.457	13	3	21	2	.423	0	1	8-11	38	0	3	.927
TOTAL	.269	36	24	93	22	25	6	0	2	14	37	.398	13	4	28	2	.382	0	1	8-11	40	0	3	.930



INFIELDER MIKEY PAULEY 13

CLASS: **Freshman**B/T: **R/R**HOMETOWN: **Overland Park, Kan.**PREVIOUS SCHOOL: **Blue Valley Northwest****SEASON HIGH****CATEGORY****CAREER HIGH**

Hits

Runs

Doubles

Triples

Home Runs

RBI

Stolen Bases

CAREER STATISTICS

Year	AVG	GP	GS	AB	R	H	2B	3B	HR	RBI	TB	SLG%	BB	HBP	SO	GDP	OB%	SF	SH	SB-ATT	PO	A	E	FLD%
------	-----	----	----	----	---	---	----	----	----	-----	----	------	----	-----	----	-----	-----	----	----	--------	----	---	---	------



INFIELDER BRICE MATTHEWS 14

CLASS: **Junior**B/T: **R/R**HOMETOWN: **Humble, Texas**PREVIOUS SCHOOL: **Atascocita****SEASON HIGH****CATEGORY****CAREER HIGH**

3 (6x) last vs. Northwestern, 4/16/23

3 (5x) last vs. Northwestern, 4/16/23

1 (9x) last vs. Northwestern, 4/15/23

1 (2x) last vs. Northwestern, 4/14/23

2 vs. Northwestern, 4/16/23

5 (2x) last vs. Nicholls, 3/19/23

2 (2x) last at Abilene Christian, 4/1/23

Hits

Runs

Doubles

Triples


Home Runs

RBI

Stolen Bases

CAREER STATISTICS

Year	AVG	GP	GS	AB	R	H	2B	3B	HR	RBI	TB	SLG%	BB	HBP	SO	GDP	OB%	SF	SH	SB-ATT	PO	A	E	FLD%
2021	.273	39	36	132	28	36	8	1	5	34	61	.462	23	0	44	2	.381	0	1	7-10	50	74	6	.954
2022	.261	45	44	157	31	41	8	0	7	29	70	.446	25	6	56	1	.379	2	4	12-13	62	112	15	.921
2023	.409	33	33	127	41	52	9	2	13	53	104	.819	26	2	31	0	.503	4	1	15-19	41	65	12	.898
TOTAL	.310	117	113	416	100	129	25	3	25	116	235	.565	74	8	131	3	.419	6	6	34-42	153	251	33	.924



INFIELDER DYLAN CAREY 15

CLASS: **Freshman**B/T: **R/R**HOMETOWN: **Castle Rock, Colo.**PREVIOUS SCHOOL: **Ponderosa****SEASON HIGH****CATEGORY****CAREER HIGH**

4 vs. Hawaii, 3/4/23

3 vs. Nicholls, 3/17/23

2 (2x) last vs. Texas A&M-CC, 4/1/23

1 vs. Northern Colorado, 3/7/23

1 (3x) last vs. Illinois, 3/25/23

2 (6x) last vs. Illinois, 3/25/23

1 (2x) last at Michigan, 4/8/23

Hits

Runs

Doubles

Triples


Home Runs

RBI

Stolen Bases

CAREER STATISTICS

Year	Avg	GP	GS	AB	R	H	2B	3B	HR	RBI	TB	SLG%	BB	HBP	SO	GDP	OB%	SF	SH	SB-ATT	PO	A	E	FLD%
2023	.286	32	32	133	23	38	8	1	3	17	57	.429	9	6	33	0	.353	2	0	2-3	18	51	2	.972
TOTAL	.286	32	32	133	23	38	8	1	3	17	57	.429	9	6	33	0	.353	2	0	2-3	18	51	2	.972



CATCHER GRIFFIN EVERITT 16

CLASS: **Senior**
B/T: **R/R**
HOMETOWN: **Lincoln, Neb.**
PREVIOUS SCHOOL: **Kansas City CC**

SEASON HIGH

2 (2x) last vs. Hawaii, 3/4/23
2 vs. Omaha, 3/14/23
1 (2x) last vs. Hawaii, 3/4/23
1 vs. Illinois State, 3/11/23
1 (2x) last vs. Illinois, 3/25/23
4 vs. Northern Colorado, 3/8/23
1 vs. Northern Colorado, 3/8/23

CATEGORY

Hits 4 (2x) last at Indiana, 4/24/22
Runs 3 (2x) last vs. Texas A&M-CC, 3/18/22
Doubles 1 (20x) last vs. Hawaii, 3/4/23
Triples 1 (2x) last vs. Illinois State, 3/11/23
Home Runs 2 vs. Omaha, 3/14/22
RBI 4 (5x) last vs. Northern Colorado, 3/8/23
Stolen Bases 1 (6x) last vs. Northern Colorado, 3/8/23

CAREER HIGH

CAREER STATISTICS

Year	AVG	GP	GS	AB	R	H	2B	3B	HR	RBI	TB	SLG%	BB	HBP	SO	GDP	OB%	SF	SH	SB-ATT	PO	A	E	FLD%
2021	.287	37	32	122	17	35	6	0	3	21	50	.410	12	4	38	1	.370	0	5	3-5	319	34	3	.992
2022	.291	53	53	203	38	59	12	1	8	41	97	.478	25	7	45	6	.384	2	0	2-6	329	30	6	.984
2023	.245	21	14	53	9	13	2	1	2	10	23	.434	8	1	13	2	.355	0	0	1-2	0	0	0	.000
TOTAL	.283	111	99	378	64	107	20	2	13	72	170	.450	45	12	96	9	.375	2	5	6-13	648	64	9	.988



OUTFIELDER GARRETT ANGLIM 18

CLASS: **Redshirt Sophomore**
B/T: **R/R**
HOMETOWN: **La Vista, Neb.**
PREVIOUS SCHOOL: **Papillion-La Vista**

SEASON HIGH

3 vs. Hawaii, 3/4/23
3 (2x) last vs. Hawaii, 3/4/23
1 at South Alabama, 2/25/23
1 at San Diego, 2/20/23
1 (5x) last vs. Northwestern, 4/16/23
2 at San Diego, 2/20/23
1 vs. Vanderbilt, 3/3/23

CATEGORY

Hits 4 at Minnesota, 5/6/22
Runs 3 (5x) last vs. Hawaii, 3/4/23
Doubles 2 vs. Michigan, 3/25/22
Triples 2 at UT Arlington, 3/5/22
Home Runs 3 vs. Iowa, 5/1/22
RBI 6 vs. Michigan, 3/25/22
Stolen Bases 1 (8x) last vs. Vanderbilt, 3/3/23

CAREER HIGH

CAREER STATISTICS

Year	AVG	GP	GS	AB	R	H	2B	3B	HR	RBI	TB	SLG%	BB	HBP	SO	GDP	OB%	SF	SH	SB-ATT	PO	A	E	FLD%
2022	.303	49	45	178	28	54	11	4	4	28	85	.478	16	9	40	5	.387	1	0	6-9	67	1	1	.986
2023	.344	19	17	61	19	21	1	1	5	13	39	.639	4	8	20	0	.446	1	0	2-3	18	0	0	1.000
TOTAL	.314	68	62	239	47	75	12	5	9	41	124	.519	20	17	60	5	.403	2	0	8-12	85	1	1	.989



LEFT-HANDED PITCHER KYLE PERRY 19

CLASS: **Senior**
B/T: **L/L**
HOMETOWN: **Omaha, Neb.**
PREVIOUS SCHOOL: **Millard South**

SEASON HIGH

2.2 vs. Nicholls, 3/19/23
2 (3x) last vs. Omaha, 3/14/23
2 (2x) last vs. Omaha, 3/14/23
1 (2x) last vs. Ole Miss, 3/5/23
4 vs. Northwestern, 4/14/23


CATEGORY

Innings 7.0 at Kansas State, 4/2/19
Runs 5 (3x) last at Sam Houston, 2/18/22
Earned Runs 5 (3x) last at Sam Houston, 2/18/22
Walks 5 at Sam Houston, 2/28/22
Strikeouts 9 vs. Air Force, 3/20/19

CAREER HIGH

CAREER STATISTICS

Year	ERA	W	L	App	GS	CG	SHO	CBO	SV	IP	H	R	ER	BB	SO	2B	3B	HR	BF	B/Avg	WP	HBP	BK	SFA	SHA
2019	5.47	2	1	11	7	0	0	1	0	26.1	29	16	16	18	29	7	1	2	129	.282	2	6	1	1	1
2020	5.06	1	0	4	1	0	0	0	0	10.2	7	6	6	2	11	3	0	1	41	.179	0	0	0	0	0
2021	3.48	2	0	4	4	0	0	1	0	10.1	7	5	4	4	15	1	0	0	42	.184	1	0	0	0	0
2022	6.75	0	2	5	4	0	0	0	0	14.2	16	11	11	10	17	4	0	2	72	.276	1	3	0	0	1
2023	4.97	0	0	8	0	0	0	0	1	12.2	10	8	7	2	12	2	1	2	55	.222	0	5	0	1	2
TOTAL	5.30	5	3	32	16	0	0	2	1	74.2	69	46	44	36	84	17	2	7	339	.244	4	14	1	2	4



OUTFIELDER LUKE SARTORI 21

CLASS: **Senior**B/T: **R/R**HOMETOWN: **Lincoln, Neb.**PREVIOUS SCHOOL: **Hutchinson CC****SEASON HIGH**

1 (2x) last vs. Northern Colorado, 3/8/23

1 (6x) last at Kansas State, 4/4/23

CATEGORY

Hits 2 (4x) last at Minnesota, 5/6/22

Runs 3 at Ohio State, 4/3/22

Doubles 1 at Illinois, 5/14/22

Triples

Home Runs 1 at Ohio State, 4/3/22

RBI 4 at Ohio State, 4/3/22


1 at South Alabama, 2/25/23

1 (2x) last vs. Illinois State, 3/10/23

Stolen Bases 1 (7x) last vs. Illinois State, 3/10/23

CAREER HIGH**CAREER STATISTICS**

Year	AVG	GP	GS	AB	R	H	2B	3B	HR	RBI	TB	SLG%	BB	HBP	SO	GDP	OB%	SF	SH	SB-ATT	PO	A	E	FLD%
2021	1.000	5	0	1	1	1	0	0	0	1	1	1.000	0	0	0	0	1.000	0	0	0-1	0	0	0	.000
2022	.192	41	20	73	19	14	1	0	1	9	18	.247	9	3	21	0	.306	0	2	5-5	50	1	0	1.000
2023	.133	21	2	15	6	2	0	0	0	1	2	.133	0	3	7	0	.278	0	0	2-2	11	0	0	1.000
TOTAL	.191	67	22	89	26	17	1	0	1	11	21	.236	9	6	28	0	.308	0	2	7-8	61	1	0	1.000



INFIELDER BRYCE HUGHES 23

CLASS: **Junior**B/T: **R/R**HOMETOWN: **Channelview, Texas**PREVIOUS SCHOOL: **Alvin CC****SEASON HIGH****CATEGORY**

Hits

Runs

Doubles

Triples

Home Runs

RBI

Stolen Bases

CAREER HIGH**CAREER STATISTICS**

Year	AVG	GP	GS	AB	R	H	2B	3B	HR	RBI	TB	SLG%	BB	HBP	SO	GDP	OB%	SF	SH	SB-ATT	PO	A	E	FLD%
------	-----	----	----	----	---	---	----	----	----	-----	----	------	----	-----	----	-----	-----	----	----	--------	----	---	---	------



LEFT-HANDED PITCHER CALEB CLARK 24

CLASS: **Freshman**B/T: **L/L**HOMETOWN: **Orillia, Ontario**PREVIOUS SCHOOL: **Orillia Secondary School****SEASON HIGH**

4.1 at San Diego, 2/19/23

8 vs. Ole Miss, 3/5/23

8 vs. Ole Miss, 3/5/23

2 (4x) last at Kansas State, 4/4/23

4 vs. Northern Colorado, 3/8/23

CATEGORY

Innings Same

Runs Same

Earned Runs Same

Walks Same

Strikeouts Same

CAREER HIGH**CAREER STATISTICS**

Year	ERA	W	L	App	GS	CG	SHO	CBO	SV	IP	H	R	ER	BB	SO	2B	3B	HR	BF	B/Avg	WP	HBP	BK	SFA	SHA
2023	14.67	1	1	8	5	0	0	0	0	15.1	28	26	25	11	10	2	3	4	91	.389	1	7	0	1	0
TOTAL	14.67	1	1	8	5	0	0	0	0	15.1	28	26	25	11	10	2	3	4	91	.389	1	7	0	1	0



RIGHT-HANDED PITCHER DREW CHRISTO 25

CLASS: **Sophomore**B/T: **L/R**HOMETOWN: **Elkhorn, Neb.**PREVIOUS SCHOOL: **Elkhorn****SEASON HIGH**

1.2 vs. Northern Colorado, 3/8/23

3 at San Diego, 2/20/23

2 vs. Northern Colorado, 3/8/23

2 (2x) last vs. Northern Colorado, 3/8/23

2 vs. Hawaii, 3/4/23

CATEGORY**Innings****Runs****Earned Runs****Walks****Strikeouts****CAREER HIGH**

2.0 at Omaha, 4/6/22

5 vs. Rutgers, 4/10/22

3 at Omaha, 4/6/22

3 vs. New Mexico State, 3/16/22

2 (3x) last vs. Hawaii, 3/4/23

CAREER STATISTICS

Year	ERA	W	L	App	GS	CG	SHO	CBO	SV	IP	H	R	ER	BB	SO	2B	3B	HR	BF	B/Avg	WP	HBP	BK	SFA	SHA
2022	8.44	0	1	5	2	0	0	0	0	5.1	10	12	5	5	5	3	0	3	35	.370	1	2	0	0	0
2023	4.05	0	0	6	1	0	0	0	0	6.2	4	5	3	5	6	0	0	0	33	.182	1	4	0	1	1
TOTAL	6.00	0	1	11	3	0	0	0	0	12.0	14	17	8	10	11	3	0	3	68	.286	2	6	0	1	1



LEFT-HANDED PITCHER JAKE BUNZ 27

CLASS: **Senior**B/T: **L/L**HOMETOWN: **Elkhorn, Neb.**PREVIOUS SCHOOL: **Hutchinson CC****SEASON HIGH**

2.0 (2x) last at Michigan, 4/9/23

3 at San Diego, 2/20/23

1 vs. Northwestern, 4/16/23

2 (2x) last at Kansas State, 4/4/23

4 at Michigan, 4/9/23

CATEGORY**Innings****Runs****Earned Runs****Walks****Strikeouts****CAREER HIGH**

4.0 (2x) last vs. Minnesota, 3/27/21

3 (2x) last at San Diego, 2/20/23


3 vs. Iowa, 3/14/21

3 (3x) last at Arkansas, 6/5/21

5 (2x) last vs. Minnesota, 3/27/21

CAREER STATISTICS

Year	ERA	W	L	App	GS	CG	SHO	CBO	SV	IP	H	R	ER	BB	SO	2B	3B	HR	BF	B/Avg	WP	HBP	BK	SFA	SHA
2021	2.20	2	1	20	3	0	0	3	1	32.2	19	8	8	20	42	3	1	2	135	.168	3	1	0	0	1
2022	0.00	0	0	1	0	0	0	0	0	0.1	0	0	0	0	1	0	0	0	1	.000	0	0	0	0	0
2023	1.00	0	0	8	0	0	0	0	0	9.0	5	4	1	4	14	0	0	2	35	.161	1	0	0	0	0
TOTAL	1.93	2	1	29	3	0	0	3	1	42.0	24	12	9	24	57	3	1	4	171	.166	4	1	0	0	1



INFIELDER BLAKE MOZLEY 28

CLASS: **Junior**B/T: **L/R**HOMETOWN: **Ozark, Mo.**PREVIOUS SCHOOL: **Johnson County CC****SEASON HIGH**

1 at South Alabama, 2/25/23

1 at South Alabama, 2/25/23

CATEGORY**Hits****Runs****Doubles****Triples****Home Runs****RBI****Stolen Bases****CAREER HIGH**

2 (3x) last at Evansville, 4/17/21

1 (10x) last at Evansville, 4/18/21

1 (4x) last at South Alabama, 2/25/23

1 (8x) last at Illinois State, 5/16/21

CAREER STATISTICS (2020-21 at Missouri State)

Year	AVG	GP	GS	AB	R	H	2B	3B	HR	RBI	TB	SLG%	BB	HBP	SO	GDP	OB%	SF	SH	SB-ATT	PO	A	E	FLD%
2020	.250	4	0	4	1	1	1	0	0	0	2	.500	0	0	1	0	.250	0	0	0-0	0	0	0	.000
2021	.286	33	19	77	9	22	2	0	0	8	24	.312	11	0	25	1	.375	0	1	0-0	13	39	2	.963
2023	.111	8	1	9	0	1	1	0	0	0	2	.222	1	0	4	0	.200	0	0	0-0	6	1	0	1.000
TOTAL	.267	45	20	90	10	24	4	0	0	8	28	.311	12	0	30	1	.353	0	1	0-0	19	40	2	.967

CLASS: **Redshirt Sophomore**
B/T: **R/L**
HOMETOWN: **Leawood, Kan.**
PREVIOUS SCHOOL: **Rockhurst**

SEASON HIGH	CATEGORY	CAREER HIGH
2 vs. Northern Colorado, 3/7/23	Hits	Same
3 at South Alabama, 2/25/23	Runs	Same
1 vs. Vanderbilt, 3/3/23	Doubles	Same
	Triples	
1 (2x) last vs. Northern Colorado, 3/7/23	Home Runs	Same
2 (2x) last vs. Northern Colorado, 3/7/23	RBI	Same
	Stolen Bases	
SEASON HIGH	CATEGORY	CAREER HIGH
7.0 vs. North Dakota State, 3/28/23	Innings	Same
3 (2x) last at Michigan, 4/9/23	Runs	Same
3 (2x) last at Michigan, 4/9/23	Earned Runs	Same
2 vs. North Dakota State, 3/28/23	Walks	Same
11 vs. North Dakota State, 3/28/23	Strikeouts	Same

Year	AVG	GP	GS	AB	R	H	2B	3B	HR	RBI	TB	SLG%	BB	HBP	SO	GDP	OB%	SF	SH	SB-ATT	PO	A	E	FLD%
2022	.000	2	0	2	0	0	0	0	0	0	0	.000	0	0	2	0	.000	0	0	0-0	0	0	0	.000
2023	.188	15	8	32	5	6	1	0	2	4	13	.406	3	2	11	0	.297	0	0	0-0	61	10	1	.986
TOTAL	.176	17	8	34	5	6	1	0	2	4	13	.382	3	2	13	0	.282	0	0	0-0	61	10	1	.986

Year	ERA	W	L	App	GS	CG	SHO	CBO	SV	IP	H	R	ER	BB	SO	2B	3B	HR	BF	B/Avg	WP	HBP	BK	SFA	SHA
2022	13.50	0	0	1	0	0	0	0	0	0.2	3	1	1	0	1	0	0	0	5	.600	1	0	0	0	0
2023	3.04	2	1	7	3	0	0	0	0	23.2	17	9	8	4	24	0	0	3	92	.198	2	1	0	0	1
TOTAL	3.33	2	1	8	3	0	0	0	0	24.1	20	10	9	4	25	0	0	3	97	.220	3	1	0	0	1



CLASS: **Sophomore**
B/T: **R/R**
HOMETOWN: **Hickman, Neb.**
PREVIOUS SCHOOL: **Norris**

SEASON HIGH	CATEGORY	CAREER HIGH
	Innings	1.1 (2x) last vs. North Dakota State, 4/20/22
	Runs	4 vs. Rutgers, 4/10/22
	Earned Runs	4 vs. Rutgers, 4/10/22
	Walks	2 (3x) last vs. North Dakota State, 4/20/22
	Strikeouts	3 vs. Texas A&M-CC, 3/20/22

Year	ERA	W	L	App	GS	CG	SHO	CBO	SV	IP	H	R	ER	BB	SO	2B	3B	HR	BF	B/Avg	WP	HBP	BK	SFA	SHA
2022	4.26	2	0	18	0	0	0	0	1	12.2	8	8	6	13	12	4	0	1	58	.200	5	2	0	3	0
TOTAL	4.26	2	0	18	0	0	0	0	1	12.2	8	8	6	13	12	4	0	1	58	.200	5	2	0	3	0



CLASS: **Sophomore**
B/T: **L/L**
HOMETOWN: **Omaha, Neb.**
PREVIOUS SCHOOL: **Buford (Ga.)**

SEASON HIGH	CATEGORY	CAREER HIGH
6.0 vs. Northwestern, 4/15/23.....	Innings.....	Same
3 at Creighton, 3/21/23.....	Runs.....	4 vs. K-State, 4/26/22
3 at Creighton, 3/21/23.....	Earned Runs.....	4 vs. K-State, 4/26/22
3 (2x) last vs. Northwestern, 4/15/23.....	Walks.....	3 (3x) last vs. Northwestern, 4/15/23
5 vs. Northern Colorado, 3/7/23.....	Strikeouts.....	7 at Minnesota, 5/8/22

Year	ERA	W	L	App	GS	CG	SHO	CBO	SV	IP	H	R	ER	BB	SO	2B	3B	HR	BF	B/Avg	WP	HBP	BK	SFA	SHA
2022	5.23	0	1	12	5	0	0	0	0	31.0	28	19	18	15	29	5	2	3	138	.237	5	4	0	1	0
2023	2.57	2	0	9	4	0	0	0	0	28.0	17	8	8	11	25	6	0	0	113	.170	4	1	0	0	1
TOTAL	3.97	2	1	21	9	0	0	0	0	59.0	45	27	26	26	54	11	2	3	251	.206	9	5	0	1	1



RIGHT-HANDED PITCHER BRETT SEARS 34

CLASS: **Junior**B/T: **R/R**HOMETOWN: **Westphalia, Iowa**PREVIOUS SCHOOL: **Iowa Central CC****SEASON HIGH**

1.1 vs. Hawaii, 3/4/23
 3 vs. Hawaii, 3/4/23
 3 vs. Hawaii, 3/4/23
 1 (3x) last vs. Northwestern, 4/16/23
 2 (3x) last vs. Northwestern, 4/16/23

CATEGORY

Innings 7.0 (2x) last vs. South Dakota State, 3/26/21
Runs 10 vs. Oral Roberts, 4/2/21
Earned Runs 10 vs. Oral Roberts, 4/2/21
Walks 5 (2x) last vs. Omaha, 5/20/21
Strikeouts 5 (2x) last vs. Omaha, 5/20/21

CAREER HIGH**CAREER STATISTICS (2020-21 at Western Illinois)**

Year	ERA	W	L	App	GS	CG	SHO	CBO	SV	IP	H	R	ER	BB	SO	2B	3B	HR	BF	B/Avg	WP	HBP	BK	SFA	SHA
2020	12.27	0	1	3	2	0	0	0	0	7.1	13	10	10	6	6	3	0	1	45	.99.000	1	6	0	0	1
2021	5.91	2	4	8	8	1	1	0	0	42.2	52	32	28	22	25	17	0	2	202	.99.000	2	3	1	2	2
2023	9.64	0	0	6	0	0	0	0	0	4.2	11	5	5	3	7	3	0	2	28	.458	1	0	0	1	0
TOTAL	7.08	2	5	17	10	1	1	0	0	54.2	76	47	43	31	38	23	0	5	275	3.167	4	9	1	3	3



RIGHT-HANDED PITCHER BRANDON LUNDQUIST 36

CLASS: **Freshman**B/T: **R/R**HOMETOWN: **Elkhorn, Neb.**PREVIOUS SCHOOL: **Millard North****SEASON HIGH**

.....

CATEGORY

Innings
Runs
Earned Runs
Walks
Strikeouts

CAREER HIGH**CAREER STATISTICS**

Year	ERA	W	L	App	GS	CG	SHO	CBO	SV	IP	H	R	ER	BB	SO	2B	3B	HR	BF	B/Avg	WP	HBP	BK	SFA	SHA
------	-----	---	---	-----	----	----	-----	-----	----	----	---	---	----	----	----	----	----	----	----	-------	----	-----	----	-----	-----



LEFT-HANDED PITCHER EMMETT OLSON 38

CLASS: **Junior**B/T: **L/L**HOMETOWN: **Des Plaines, Ill.**PREVIOUS SCHOOL: **Maine West****SEASON HIGH**

7.2 at Michigan (4/7/23)
 4 (2x) last vs. Illinois, 3/24/23
 4 vs. Illinois, 3/24/23
 4 vs. Northwestern, 4/14/23
 10 vs. Illinois, 3/24/23

CATEGORY

Innings Same
Runs 6 at Indiana, 4/23/22
Earned Runs 4 (2x) last vs. Illinois, 3/24/23
Walks 4 (2x) last vs. Northwestern, 4/14/23
Strikeouts Same

CAREER HIGH**CAREER STATISTICS**

Year	ERA	W	L	App	GS	CG	SHO	CBO	SV	IP	H	R	ER	BB	SO	2B	3B	HR	BF	B/Avg	WP	HBP	BK	SFA	SHA
2021	4.50	1	0	10	0	0	0	0	0	12.0	13	9	6	6	16	0	0	1	57	.255	1	0	0	0	0
2022	2.86	3	3	19	8	1	0	1	1	66.0	61	36	21	16	65	13	1	6	280	.238	5	5	0	2	1
2023	3.35	5	1	9	9	1	0	0	0	53.2	34	22	20	16	56	5	1	8	213	.181	4	7	0	1	1
TOTAL	3.21	9	4	38	17	2	0	1	1	131.2	108	67	47	38	137	18	2	15	550	.218	10	12	0	3	2



RIGHT-HANDED PITCHER CORBIN HAWKINS 39

CLASS: **Sophomore**B/T: **R/R**HOMETOWN: **Omaha, Neb.**PREVIOUS SCHOOL: **Millard West****SEASON HIGH**


3.1 vs. Northwestern, 4/14/23
 3 at San Diego, 2/17/23
 3 at San Diego, 2/17/23
 2 at San Diego, 2/17/23
 4 vs. Illinois, 3/25/23

CATEGORY

Innings Same
Runs 6 vs. Texas A&M-CC, 3/20/22
Earned Runs 4 vs. Texas A&M-CC, 3/20/22
Walks Same
Strikeouts Same

CAREER HIGH**CAREER STATISTICS**

Year	ERA	W	L	App	GS	CG	SHO	CBO	SV	IP	H	R	ER	BB	SO	2B	3B	HR	BF	B/Avg	WP	HBP	BK	SFA	SHA
2022	6.97	0	2	13	0	0	0	0	0	10.1	15	14	8	2	11	2	1	2	51	.313	0	1	0	0	0
2023	2.25	2	0	10	0	0	0	0	0	16.0	17	4	4	6	15	1	0	0	69	.279	0	1	1	1	0
TOTAL	4.10	2	2	23	0	0	0	0	0	26.1	32	18	12	8	26	3	1	2	120	.294	0	2	1	1	0



LEFT-HANDED PITCHER JC GUTIERREZ 41

CLASS: **Freshman**B/T: **L/L**HOMETOWN: **La Joya, Texas**PREVIOUS SCHOOL: **La Joya****SEASON HIGH**

1.0 (2x) last vs. Illinois State, 3/11/23
 2 vs. Illinois State, 3/11/23
 2 vs. Ole Miss, 3/5/23

CATEGORY

Innings Same
Runs
Earned Runs
Walks Same
Strikeouts Same

CAREER HIGH**CAREER STATISTICS**

Year	ERA	W	L	App	GS	CG	SHO	CBO	SV	IP	H	R	ER	BB	SO	2B	3B	HR	BF	B/Avg	WP	HBP	BK	SFA	SHA
2023	0.00	0	0	3	0	0	0	1	0	2.2	2	0	0	2	3	0	0	0	12	.200	1	0	0	0	0
TOTAL	0.00	0	0	3	0	0	0	1	0	2.2	2	0	0	2	3	0	0	0	12	.200	1	0	0	0	0



LEFT-HANDED PITCHER JALEN WORTHLEY 42

CLASS: **Freshman**B/T: **L/L**HOMETOWN: **Lincoln, Neb.**PREVIOUS SCHOOL: **Lincoln East****SEASON HIGH**

2.0 vs. Nicholls, 3/19/23
 3 vs. Ole Miss, 3/5/23
 3 vs. Ole Miss, 3/5/23
 2 vs. Ole Miss, 3/5/23
 3 vs. Illinois State, 3/11/23

CATEGORY

Innings Same
Runs Same
Earned Runs Same
Walks Same
Strikeouts Same

CAREER HIGH**CAREER STATISTICS**

Year	ERA	W	L	App	GS	CG	SHO	CBO	SV	IP	H	R	ER	BB	SO	2B	3B	HR	BF	B/Avg	WP	HBP	BK	SFA	SHA
2023	4.91	0	0	6	0	0	0	1	0	7.1	6	4	4	3	6	0	0	0	32	.222	1	2	0	0	0
TOTAL	4.91	0	0	6	0	0	0	1	0	7.1	6	4	4	3	6	0	0	0	32	.222	1	2	0	0	0



RIGHT-HANDED PITCHER AUSTIN BERGGREN 43

CLASS: **Freshman**B/T: **R/R**HOMETOWN: **Olathe, Kan.**PREVIOUS SCHOOL: **Olathe East****SEASON HIGH**

2.0 vs. Northern Colorado, 3/7/23
 2 (2x) last vs. Northwestern, 4/16/23
 2 vs. Northwestern, 4/16/23
 1 (2x) last vs. Northwestern, 4/16/23
 4 vs. Northern Colorado, 3/7/23

CATEGORY

Innings Same
 Runs Same
 Earned Runs Same
 Walks Same
 Strikeouts Same

CAREER HIGH**CAREER STATISTICS**

Year	ERA	W	L	App	GS	CG	SHO	CBO	SV	IP	H	R	ER	BB	SO	2B	3B	HR	BF	B/Avg	WP	HBP	BK	SFA	SHA
2023	8.10	0	0	3	0	0	0	0	0	3.1	4	5	3	2	5	0	0	0	17	.333	1	0	0	2	1
TOTAL	8.10	0	0	3	0	0	0	0	0	3.1	4	5	3	2	5	0	0	0	17	.333	1	0	0	2	1



OUTFIELDER GABE SWANSEN 44

CLASS: **Sophomore**B/T: **R/R**HOMETOWN: **Johnston, Iowa**PREVIOUS SCHOOL: **Johnston****SEASON HIGH**

4 vs. Northwestern, 4/16/23
 3 (2x) last vs. Northwestern, 4/16/23
 2 (2x) last vs. Northwestern, 4/16/23
 2 (2x) last vs. Northwestern, 4/16/23
 6 vs. Northwestern, 4/16/23
 1 vs. Texas A&M-Corpus Christi, 4/1/23

CATEGORY

Hits Same
 Runs Same
 Doubles Same
 Triples Same
 Home Runs Same
 RBI Same
 Stolen Bases

CAREER HIGH**CAREER STATISTICS**

Year	AVG	GP	GS	AB	R	H	2B	3B	HR	RBI	TB	SLG%	BB	HBP	SO	GDP	OB%	SF	SH	SB-ATT	PO	A	E	FLD%
2022	.154	20	9	39	6	6	1	0	1	6	10	.256	5	1	9	2	.267	0	0	0-0	3	0	1	.750
2023	.298	28	25	94	25	28	8	0	10	28	66	.702	9	5	22	1	.385	1	0	1-3	42	1	0	1.000
TOTAL	.256	48	34	133	31	34	9	0	11	34	76	.571	14	6	31	3	.351	1	0	1-3	45	1	1	.979



CATCHER ZACH JOHNSON 46

CLASS: **Junior**B/T: **R/R**HOMETOWN: **Omaha, Neb.**PREVIOUS SCHOOL: **Southeast CC****SEASON HIGH****CATEGORY**

Hits
 Runs
 Doubles
 Triples
 Home Runs
 RBI
 Stolen Bases

CAREER HIGH**CAREER STATISTICS**

Year	AVG	GP	GS	AB	R	H	2B	3B	HR	RBI	TB	SLG%	BB	HBP	SO	GDP	OB%	SF	SH	SB-ATT	PO	A	E	FLD%
------	-----	----	----	----	---	---	----	----	----	-----	----	------	----	-----	----	-----	-----	----	----	--------	----	---	---	------



RIGHT-HANDED PITCHER SAM NOVOTNY 48

CLASS: **Freshman**B/T: **R/R**HOMETOWN: **Omaha, Neb.**PREVIOUS SCHOOL: **Millard West****SEASON HIGH**

0.1 at San Diego, 2/20/23

CATEGORY

Innings

Runs

Earned Runs

Walks

Strikeouts

CAREER HIGH

Same

CAREER STATISTICS

Year	ERA	W	L	App	GS	CG	SHO	CBO	SV	IP	H	R	ER	BB	SO	2B	3B	HR	BF	B/Avg	WP	HBP	BK	SFA	SHA
2023	0.00	0	0	1	0	0	0	0	0	0.1	0	0	0	0	0	0	0	0	1	.000	0	0	0	0	0
TOTAL	0.00	0	0	1	0	0	0	0	0	0.1	0	0	0	0	0	0	0	0	1	.000	0	0	0	0	0



RIGHT-HANDED PITCHER WILL RIZZO 49

CLASS: **Redshirt Freshman**B/T: **R/R**HOMETOWN: **The Woodlands, Texas**PREVIOUS SCHOOL: **Texas A&M****SEASON HIGH**

1.0 (2x) last vs. Northwestern, 4/16/23

3 vs. Northwestern, 4/16/23

3 vs. Northwestern, 4/16/23

1 (3x) last vs. Northwestern, 4/16/23

3 vs. Northwestern, 4/16/23

CATEGORY

Innings

Runs

Earned Runs

Walks

Strikeouts

CAREER HIGH

Same

Same


Same

Same

Same

CAREER STATISTICS

Year	ERA	W	L	App	GS	CG	SHO	CBO	SV	IP	H	R	ER	BB	SO	2B	3B	HR	BF	B/Avg	WP	HBP	BK	SFA	SHA
2023	18.00	0	0	5	0	0	0	0	0	3.0	6	6	6	3	4	2	0	0	20	.375	2	1	0	0	0
TOTAL	18.00	0	0	5	0	0	0	0	0	3.0	6	6	6	3	4	2	0	0	20	.375	2	1	0	0	0



RIGHT-HANDED PITCHER MASON ORNELAS 51

CLASS: **Senior**B/T: **R/R**HOMETOWN: **Fort Worth, Texas**PREVIOUS SCHOOL: **Texas A&M****SEASON HIGH**

2.0 vs. Northern Colorado, 3/8/23

2 at San Diego, 2/20/23

2 at San Diego, 2/20/23

2 vs. Omaha, 3/14/23

2 vs. Northern Colorado, 3/8/23

CATEGORY

Innings

Runs

Earned Runs

Walks

Strikeouts

CAREER HIGH

4.1 at Illinois, 5/13/22

5 vs. Auburn, 5/16/21

4 (2x) last vs. Texas A&M-CC, 3/20/22

3 vs. Mississippi State, 5/1/21

6 (2x) last vs. Alabama, 4/10/21

Year	ERA	W	L	App	GS	CG	SHO	CBO	SV	IP	H	R	ER	BB	SO	2B	3B	HR	BF	B/Avg	WP	HBP	BK	SFA	SHA
2020	1.08	1	0	7	0	0	0	0	0	8.1	3	1	1	1	13	0	0	1	29	.99.000	0	0	0	0	0
2021	5.11	3	2	18	1	0	0	0	0	37.0	39	25	21	12	42	9	0	3	163	.99.000	3	4	0	0	4
2022	5.31	2	0	17	1	0	0	0	1	39.0	37	27	23	20	26	9	1	5	172	.257	6	3	0	2	3
2023	3.60	0	0	4	0	0	0	0	0	5.0	1	3	2	4	3	0	0	1	22	.067	0	2	0	1	0
TOTAL	4.74	6	2	46	2	0	0	0	1	89.1	80	56	47	37	84	18	1	10	386	.503	9	9	0	3	7



RIGHT-HANDED PITCHER

MICHAEL GARZA 52

CLASS: **Senior**

B/T: **R/R**

HOMETOWN: **Corpus Christi, Texas**

PREVIOUS SCHOOL: **Incarnate Word**

SEASON HIGH

6.0 at South Alabama, 2/26/23
6 vs. Illinois, 3/26/23
6 vs. Illinois, 3/26/23
3 vs. Ole Miss, 3/5/23
5 vs. Omaha, 3/14/23

CATEGORY

Innings 8.0 at McNeese, 4/10/21
Runs 9 at Houston Baptist, 4/29/22
Earned Runs 8 at Houston Baptist, 4/29/22
Walks 6 (2x) last at Texas, 3/18/22
Strikeouts 10 (2x) last at McNeese, 5/19/22

CAREER HIGH

CAREER STATISTICS (2019-22 at Incarnate Word)

Year	ERA	W	L	App	GS	CG	SHO	CBO	SV	IP	H	R	ER	BB	SO	2B	3B	HR	BF	B/Avg	WP	HBP	BK	SFA	SHA
2019	6.16	0	1	10	4	0	0	0	0	19.0	25	16	13	8	16	6	1	4	95	99.000	3	4	0	1	0
2020	4.34	1	2	8	3	0	0	0	0	18.2	18	11	9	4	23	2	2	1	80	99.000	4	3	1	0	3
2021	5.58	3	4	19	8	1	0	0	6	61.1	75	47	38	19	59	13	0	7	279	99.000	3	5	2	4	2
2022	5.79	5	5	13	13	0	0	0	0	73.0	83	53	47	26	81	14	3	8	325	99.000	2	4	1	3	2
2023	5.06	2	3	8	3	0	0	0	0	21.1	28	12	12	8	20	4	1	2	101	.308	4	1	1	0	1
TOTAL	5.54	11	15	58	31	1	0	0	6	193.1	229	139	119	65	199	39	7	22	880	2.516	16	17	5	8	8



RIGHT-HANDED PITCHER

JACE KAMINSKA 55

CLASS: **Junior**

B/T: **R/R**

HOMETOWN: **Caney, Kan.**

PREVIOUS SCHOOL: **Wichita State**

SEASON HIGH

7.0 vs. Illinois State, 3/11/23
6 at Michigan, 4/8/23
6 at Michigan, 4/8/23
2 (2x) last at Michigan, 4/8/23
4 (3x) last vs. Illinois, 3/25/23

CATEGORY

Innings 9.0 vs. Houston, 4/10/21
Runs 7 vs. USF, 5/14/21
Earned Runs 7 vs. USF, 5/14/21
Walks 4 (2x) last vs. UCF, 4/22/22
Strikeouts 12 at Houston, 4/1/22

CAREER HIGH

CAREER STATISTICS (2021-22 at Wichita State)

Year	ERA	W	L	App	GS	CG	SHO	CBO	SV	IP	H	R	ER	BB	SO	2B	3B	HR	BF	B/Avg	WP	HBP	BK	SFA	SHA
2021	2.32	8	1	12	10	2	0	0	0	62.0	51	18	16	19	51	7	0	7	264	99.000	4	11	0	1	4
2022	5.49	3	9	15	12	0	0	0	0	78.2	80	52	48	29	86	17	1	7	345	99.000	5	8	0	5	4
2023	3.98	5	2	8	8	0	0	1	0	40.2	37	20	18	9	25	6	1	2	172	.233	2	3	0	0	1
TOTAL	4.07	16	12	35	30	2	0	1	0	181.1	168	90	82	57	162	30	2	16	781	1.057	11	22	0	6	9



UTILITY

CHARLIE FISCHER 99

CLASS: **Senior**

B/T: **L/L**

HOMETOWN: **Edina, Minn.**

PREVIOUS SCHOOL: **Southern Miss**

SEASON HIGH

3 vs. Northern Colorado, 3/8/23
3 (3x) last vs. Illinois State, 3/11/23
1 (3x) last vs. Northern Colorado, 3/8/23
1 (2x) last vs. Northwestern, 4/16/23
1 (4x) last vs. Northwestern, 4/16/23
4 (2x) last vs. Northern Colorado, 3/7/23

CATEGORY

Hits 4 (2x) last at Rice, 5/2/21
Runs 3 (4x) last vs. Illinois State, 3/11/23
Doubles 2 (4x) last at Rice, 5/2/21
Triples 1 (4x) last vs. Northwestern, 4/16/23
Home Runs 1 (13x) last vs. Northwestern, 4/16/23
RBI 4 (2x) last vs. Northern Colorado, 3/7/23
Stolen Bases

CAREER HIGH

CAREER STATISTICS (2019-22 at Southern Miss)

Year	AVG	GP	GS	AB	R	H	2B	3B	HR	RBI	TB	SLG%	BB	HBP	SO	GDP	OB%	SF	SH	SB-ATT	PO	A	E	FLD%
2019	.182	9	1	11	0	2	1	0	0	1	3	.273	1	0	5	0	.250	0	0	0-0	0	0	0	.000
2020	.322	16	16	59	10	19	5	1	2	14	32	.542	7	2	12	0	.400	2	0	0-0	0	0	0	.000
2021	.304	55	53	171	29	52	11	0	7	37	84	.491	46	8	53	9	.467	2	0	0-0	0	0	0	.000
2022	.167	21	13	48	5	8	3	1	0	4	13	.271	6	4	20	1	.310	0	0	0-0	7	0	0	1.000
2023	.280	30	22	82	22	23	3	2	4	25	42	.512	11	3	32	1	.378	2	0	0-0	115	2	0	1.000
TOTAL	.280	131	105	371	66	104	23	4	13	81	174	.469	71	17	122	11	.413	6	0	0-0	122	2	0	1.000

LAST TIME A NEBRASKA HITTER HAD...

4 Hits in a Game:Gabe Swansen (4) vs. Northwestern (4/16/23)
Consecutive 4-Hit Games:..... Ben Miller (4 & 4) vs. Maryland (4/8-9/17)
5 Hits in a Game: Gunner Hellstrom (5) at Rutgers (4/21/18)
6 Hits in a Game: Steve Edlefsen (6) vs. Iowa (4/11/06)

2 Hits in an Inning: Gabe Swansen (1B/HR) vs. Northwestern (4/16/23)
2 Extra-Base Hits in an Inning: Cam Chick (HR/2B) vs. Minnesota (3/28/21)

7 At Bats in a Game: C. Chick/G. Everitt/M. Anderson (7) at Minnesota (5/7/22)
8 At Bats in a Game:DJ Belfonte (8) at UL-Lafayette (15 inn.) (2/20/08)
9 At Bats in a Game: P. Kelly/C. Christensen (9) vs. Northwestern (16 inn.) (3/29/13)

4 Runs in a Game:.....Cam Chick (4) at Ohio State (4/3/22)
5 Runs in a Game:..... Steve Edlefsen at Iowa (4/11/06)
6 Runs in a Game:.....Craig Moore vs. Chicago State (3/16/99)

3 Doubles in a Game:.....Casey Burnham (3) vs. Vanderbilt (3/3/23)

2 Triples in a Game: Garrett Anglim (2) at UT Arlington (3/5/22)
2 Triples in Consecutive Games: Blake Headley vs. Northern Colo. (3/10-11/15)

2 HRs in a Game:G. Swansen/B. Matthews vs. Northwestern (4/16/23)
3 HRs in a Game: Garrett Anglim vs. Iowa (DH 1) (5/1/22)
2 HRs in an Inning: C. Ledbetter/B. Fusilier vs. SDSU (4th inn.) (3/13/05)
HRs in Consecutive At Bats:.....Gabe Swansen vs. Northwestern (2) (4/16/23)
HRs in Consecutive Innings: ...Gabe Swansen vs. Northwestern (6th, 7th) (4/16/23)
Grand Slam: Brice Matthews vs. Nicholls (3/17/23)
A Pinch-Hit Home Run:Ty Roseberry vs. Purdue (4/6/19)
An Inside-the-Park Home Run:Joe Acker vs. Rutgers (4/30/21)
An Inside-the-Park Grand Slam: Jaxon Hallmark at Kansas State (4/2/19)
Led Off Game with Home Run (Away):.....Cam Chick at Baylor (2/15/20)
Led Off Game with Home Run (Home):.....Brice Matthews vs. Illinois (3/25/23)
A Walk-Off Home Run to Win a Game:..... Steven Reveles vs. Loyola Marymount (3/11/16)
Had a Homer and a Win, Same Game:.....Ben Miller vs. Creighton (4/4/17)
Homered in First Career At-Bat:.....Max Anderson vs. Purdue (3/5/21)
Homered in First Career Game:.....Max Anderson vs. Purdue (3/5/21)
Freshman Homered in First Career Game: ...Max Anderson vs. Purdue (3/5/21)
Back-to-Back Multi-HR Games:.....Scott Schreiber vs. Penn State & at Creighton (5/15-17/16)
Homered in Three-Straight Games:..... Cam Chick (3) (vs. BYU & NDSU) (4/15-20/22)

Hit For the Cycle: Steve Edlefsen at Iowa (4/11/06)

6 RBI in a Game: Gabe Swansen vs. Northwestern (4/16/23)
7 RBI in a Game: Josh Scheffert (7) at Ohio State (4/15/12)
8 RBI in a Game:Adam Bailey (8) vs. Creighton (5/18/10)
9 or more RBI in a Game:Craig Moore (10) vs. Chicago State (3/16/99)

10 or More Total Bases:..... Gabe Swansen (12) vs. Northwestern, (4/16/23)

4 Walks in a Game:..... Cam Chick (5) at Ohio State (4/3/22)
5 Walks in a Game:..... Cam Chick at Ohio State (4/3/22)

5 Strikeouts in a Game:Kurt Farmer vs. UCLA (3/5/11)

3 Stolen Bases: Jaxon Hallmark (3) at Rutgers (5/9/21)
4 Stolen Bases: John Cole vs. Texas-San Antonio (2/26/00)
Stole Home: Casey Burnham vs. Northern Colorado (3/8/23)
3 HBP in a Game:.....Core Jackson (3) at Indiana (4/24/22)

4 Sacrifice Bunts in Game:.....Andrew Sawyers vs. Kansas State, April 4, 1998 (NCAA Record)

LAST TIME A NEBRASKA PITCHER HAD...

An Individual No-Hitter - 9 Innings:.....Richard Geier vs. Kansas (4/20/54)
An Individual No-Hitter - 7 Innings:.....Anthony Kelley vs. Oklahoma (4/5/81)
Note: Nate Fisher pitched 8.0 no-hit innings on March 9, 2019 at Baylor (not complete game)

A Combined No-Hitter: K. Kubat (5.0), T. Niederklein (2.1), D. Vogt (1.2) vs. Arkansas (4/16/13)

A 2-Hit Game (individual):Matt Waldron vs. Michigan State (DH 1) (3/22/19)
A 1-Hit Game (individual): . Michael Mariot vs. Houston Baptist (Game 2) (3/13/10)
A 1-Hit Game (combined):..Koty Frank (6.2), Tyler Martin (1.1), Braxton Bragg (1.0) vs. BYU (4/14/22)

Picked off Two Base Runners in an Inning:.....Aaron Bummer at The Citadel (3/1/14)

A Complete Game - 9 innings:.. Shay Schanaman vs. Northwestern State (3/5/22)
A Complete Game - less than 9 inn.: Emmett Olson vs. Nicholls (7 Inn.) (3/17/23)
A Complete Game by a Freshman:..... Matt Waldron (9 inn.) vs. Penn State (5/14/16)
A Complete Game by a Freshman - 9 inn.: Matt Waldron vs. Penn State (5/14/16)
Consecutive Complete Games - 9 inn.: . C. DeLeon vs. Ohio State & Minn. (4/4-12/14)

A Complete-Game Shutout - 9 Inn.: Shay Schanaman vs. Northwestern State (3/5/22)
A Complete-Game Shutout - less than 9 inn.:..... Tom Lemke (7 inn.) vs. Oklahoma (3/28/10)
Consecutive Shutouts:Shane Komine vs. Iowa State & at Texas (4/28-5/6/00)
A Complete-Game Shutout by a Freshman: Matt Waldron vs. Penn State (5/14/16)

Immaculate Inning:.....Cade Povich vs. Michigan (1st Inning) (5/28/21)
A Three-Pitch Inning:Colton Howell vs. Northwestern (4/19/14)

Hit 4 or More Batters in a Game: Matt Freeman (4) vs. No. Colorado (3/24/09)
Hit 5 or More Batters in a Game:Shane Komine (5) vs. Nicholls State (2/19/99)

10 Strikeouts in a Game: Will Walsh (11) vs. North Dakota State (3/28/23)
10+ Strikeouts in a Game:..... Will Walsh (11) vs. North Dakota State (3/28/23)
15+ Strikeouts in a Game:..... Joba Chamberlain (15) vs. New Mexico (2/25/05)

Struck out 4 Batters in an Inning: Michael Mariot (6th inn.) vs. Texas A&M (4/30/10)

Lost a Game Without Giving Up an Earned Run:Shay Schanaman vs. BYU (4/15/22)

LAST TIME NEBRASKA HAD...

25+ Runs:..... 50 vs. Chicago State (3/16/99)
20+ Runs:..... 21 at UC Riverside (2/15/99)
10 Runs in an Inning:..... 11 at Baylor (1st) (2/14/20)

20+ Hits:..... 20 vs. Northwestern (4/16/23)

Every Husker Starter Had a Hit:..... vs. Northern Colorado (3/8/23)
Every Husker Starter Scored a Run:..... vs. Northern Colorado (3/8/23)
Every Husker Starter Had a Hit and Scored a Run:.. vs. No. Colorado (3/8/23)

0 Strikeouts on Offense:..... vs. UNLV (3/30/14)

0 Walks on Offense:..... vs. TCU (2/27/22)

10+ Doubles:..... vs. Creighton (11) (5/18/10)
9+ Doubles:..... vs. Creighton (11) (5/18/10)
8+ Doubles:..... vs. Vanderbilt (8) (3/3/23)
7+ Doubles:..... vs. Vanderbilt (8) (3/3/23)
3 Consecutive Doubles:..... M. Waldron, J. Acker, M. Hagge at Cal Poly (3/25/17)

3 Triples:..... at UT Arlington (3) (3/5/22)

9 HRs:..... vs. Chicago State, March 16, 1999
7 HRs:..... vs. Northwestern (4/16/23)
6 HRs:..... vs. Northwestern (4/16/23)
5 HRs:..... vs. Northwestern (4/16/23)
Back-to-Back Homers:... M. Anderson/G. Anglim (6th inn.) vs. Northwestern (4/16/23)
3 Consecutive Homers:... J. Dalton/D. Erstad/D. Dukart vs. Iowa State (5/15/94)
2 Homers in an Inning:... M. Anderson/G. Anglim/G. Swansen (6th inn.) vs. Northwestern (4/16/23)
3 Homers in an Inning:... M. Anderson/G. Anglim/G. Swansen (6th inn.) vs. Northwestern (4/16/23)

3 Triples:..... at UT Arlington (3) (3/5/22)

2 Grand Slams in a Game:..... Dan Wright/Jeff Leise vs. Western Illinois (4/19/00)
Grand Slams in Back-to-Back Games:..... M. Anderson/L. Sartori at Ohio State (4/2-3/22)

10+ Stolen Bases:..... 10 vs. Peru State (5/6/96)
7+ Stolen Bases:..... 7 vs. Kansas State (4/26/22)

Rallied from a 10-run deficit:..... vs. North Dakota (Trailed 10-0, won 11-10) (3/30/10)
Rallied from a deficit of 7 runs/greater:..... vs. Ohio State (Trailed 9-2, won 11-9) (5/22/21)
Rallied from a deficit of 6 runs/greater:..... vs. Ohio State (Trailed 9-2, won 11-9) (5/22/21)
Rallied from a deficit of 5 runs/greater:..... vs. Ohio State (Trailed 9-2, won 11-9) (5/22/21)

Was shut out – General:..... vs. Iowa (1-0) (4/29/22)
Was shut out – At Home:..... vs. Iowa (1-0) (4/29/22)
Was shut out – On the Road:..... at Iowa (3-0) (3/19/21)

Held to 2 or fewer hits:..... 2 vs. Iowa (4/29/22)

Swept a Conference Series:..... vs. Northwestern (3-0) (4/14-16/22)
Were Swept in a Conference Series:..... Rutgers (0-3) (4/8-10/22)
Were Swept in a Conference Series at Home: Rutgers (0-3), April 8-10, 2022

Allowed 2 hits or less:..... at Michigan (10 inn.) (4/7/23)
Walked 10+:..... at Arkansas (10) (6/5/21)
Walked 15+:..... Wichita State (17) (3/18/16)

Struck out 15+ Batters:..... vs. North Dakota State (16 in 9 inn.) (3/28/23)
Struck out 30+ in a 3-Game Series:..... at Michigan (31 in 3 games) (4/7-9/23)

Walk-Off Win:..... Griffin Everitt, 6-5 vs. Omaha (9 inn.) (3/14/22)
2-Straight Walk-Off Wins:..... Pat Kelly (Illinois) & Tanner Lubach (Ohio St.) (3/17-21/14)

2-Straight Complete Games:..... Chance Sinclair & Aaron Bummer (Ohio State) (4/4-5/14)
3-Straight Complete Games:..... C. DeLeon, C. Sinclair & A. Bummer (Ohio St.), (4/4-6/14)

A Player Ejection:..... Michael Pritchard vs. UC Irvine (DH 1) (3/15/14)
A Head Coach Ejection:..... Will Bolt at San Diego (2/19/23)
An Assistant Coach Ejection:..... Eric Newman vs. Kansas (4/20/08)

Turned a Triple Play:..... vs. Northern Colorado (3/27/07)
Had a Triple Play Turned Against:..... vs. Michigan State (5/13/17)

7 Errors in a Game:..... vs. Kansas State (3/11/97)
6 Errors in a Game:..... vs. Michigan (6) (5/25/19)
5 Errors in a Game:..... vs. Michigan (6) (5/25/19)

Scored in every inning (9 inn.):..... vs. Texas Tech (W, 12-8) (5/23/02)
Lost a game without giving up an earned run:..... vs. BYU (Lost 3-2) (4/25/22)

LAST TIME A NEBRASKA OPPONENT HAD...

4 Hits in a Game:..... Parker Coddou (5) vs. Nicholls (3/19/23)
5 Hits in a Game:..... Parker Coddou (5) vs. Nicholls (3/19/23)

7 RBI in a Game:..... Jack Costello (7), at San Diego (2/20/23)

Hit for the Cycle:..... Parker Coddou vs. Nicholls (3/19/23)

2 Home Runs:..... RJ Schreck vs. Vanderbilt (3/3/23)
3 Home Runs:..... Jeff Larish, Arizona State (6/21/05)
3 Home Runs in a Series:..... Kevin Sim, at San Diego (2/17-20/23)

A Grand Slam:..... Jack Costello, at San Diego (2/20/23)
2 Grand Slams in a Game:..... at Wichita State (3/2/18)
3 Grand Slams in a Series:..... at Wichita State (3/2-4/18)

Back-to-Back Homers:... M. Frey/J. Obertop/T. Burton/T. Flores (5th inn.) vs. Michigan (3/25/22)
Back-to-Back-to-Back Homers:..... Michigan (5th inn.) (3/25/22)
Back-to-Back-to-Back Homers:..... Michigan (5th inn.) (3/25/22)
A Walk-Off Homer:..... Eli Wilson at Minnesota (3/29/19)
Team Hit 9 HR in a Game:..... at Missouri (4/1/98)

10+ Runs in an Inning:..... Rutgers (10 in the 7th) (4/10/22)

20+ Hits in a Game:..... vs. Texas A&M-Corpus Christi (23) (3/20/22)

Stole Home:..... Bobby Whalen, at Indiana (4/23/22)

A One-Hitter:..... Matt Smith, Oklahoma State (4/24/98)
A No-Hitter:..... Jim Maddock, Missouri (13-0) (5/3/81)

A Complete Game (9 innings):..... Adam Mazur, vs. Iowa (4/29/22)

10 Strikeouts in a Game:..... Isaiah Coupet (14) at Ohio State (4/1/22)

Walk-Off Win:..... at Creighton, 6-5 (Wild Pitch in 9th) (3/21/23)
Two Walk-Off Wins in a Series:..... at Minnesota [Games 1 (HR) & 3 (WP)] (3/29-31/19)

7 Errors in a Game:..... vs. Northwestern (7) (3/31/13)



0
Cayden Brumbaugh
So. • INF



1
Luke Jensen
So. • OF



2
Casey Burnham
Gr. • OF



4
Max Anderson
Jr. • INF



5
Josh Caron
So. • C



8
Shay Schanaman
Gr. • RHP



9
Efrý Cervantes
Sr. • INF



10
Ben Columbus
Jr. • C



11
Daniel Young
RJr. • OF



12
Cole Evans
Jr. • OF



13
Mikey Pauley
Fr. • INF



14
Brice Matthews
Jr. • INF



15
Dylan Carey
Fr. • INF



16
Griffin Everitt
Sr. • C



17
Hayden Lewis
Fr. • OF



18
Garrett Anglim
RSo. • OF



19
Kyle Perry
Gr. • LHP



21
Luke Sartori
Sr. • OF



23
Bryce Hughes
Jr. • INF



24
Caleb Clark
Fr. • LHP



25
Drew Christo
So. • RHP



27
Jake Bunz
Sr. • LHP



28
Blake Mozley
Jr. • INF



30
Will Walsh
RSo. • 1B/LHP



32
CJ Hood
So. • RHP



33
Jackson Brockett
So. • LHP



34
Brett Sears
Jr. • RHP



36
Brandon Lundquist
Fr. • RHP



38
Emmett Olson
Jr. • LHP



39
Corbin Hawkins
So. • RHP



41
JC Gutierrez
Fr. • LHP



42
Jalen Worthley
Fr. • LHP



43
Austin Berggren
Fr. • RHP



44
Gabe Swansen
So. • OF



46
Zach Johnson
Jr. • C



48
Sam Novotny
Fr. • RHP



49
Will Rizzo
RFr. • RHP



51
Mason Ornelas
Gr. • RHP



52
Michael Garza
Gr. • RHP



54
Trey Frahm
Jr. • RHP



55
Jace Kaminska
Jr. • RHP



99
Charlie Fischer
Gr. • UTIL



Will Bolt
Head Coach



Jeff Christy
Assistant Coach



Lance Harvell
Assistant Coach



Danny Marcuzzo
Volunteer Assistant