

# NEBRASKA BASEBALL

3 CWS Appearances | 17 NCAA Regional Appearances | 12 Conference Champions | 103 MLB Draft Picks

2023 Official Game Notes | Huskers.com | Contact: Jared Meister • jmeister@huskers.com • (402) 472-7781

## 2023 SCHEDULE/RESULTS

Overall Record	9-4-1
Big Ten Record	0-0
at Hawks Field	4-0
Road Games	3-3-1
Neutral Games	2-1
Streak	W4
Last 10 Games	9-1

Date	Opponent	Time (CT)/Result
2/17	at San Diego	L, 7-3
2/18	at San Diego	L, 5-3
2/19	at San Diego	L, 10-9
2/20	at San Diego	T, 16-16 (7 inn.)
2/24	at South Alabama	W, 5-4
2/25	at South Alabama	W, 15-3
2/26	at South Alabama	W, 9-3
3/3	vs. No. 7 Vanderbilt^	W, 5-3
3/4	vs. Hawaii^	W, 12-3
3/5	vs. No. 4 Ole Miss^	L, 14-5
3/7	<b>NO. COLORADO</b>	<b>W, 12-1 (7 inn.)</b>
3/8	<b>NO. COLORADO</b>	<b>W, 14-3 (7 inn.)</b>
3/10	<b>ILLINOIS STATE</b>	<b>W, 8-3</b>
3/11	<b>ILLINOIS STATE</b>	<b>W, 12-0</b>
3/12	<b>ILLINOIS STATE</b>	<b>CANCELED</b>
3/14	<b>OMAHA</b>	<b>6:05 PM</b>
3/16	vs. Nicholls	11 AM
3/17	vs. Nicholls (DH)	2:30 PM
3/17	vs. Nicholls (DH)	4:30 PM
3/21	at Creighton	7 PM
3/24	<b>ILLINOIS*</b>	<b>6:05 PM</b>
3/25	<b>ILLINOIS*</b>	<b>2:05 PM</b>
3/26	<b>ILLINOIS*</b>	<b>1:05 PM</b>
3/28	<b>NORTH DAKOTA STATE</b>	<b>6:05 PM</b>
4/1	vs. Texas A&M-CC	1 PM
4/1	at Abilene Christian	5 PM
4/4	at Kansas State	6 PM
4/7	at Michigan*	3 PM
4/8	at Michigan*	1 PM
4/9	at Michigan*	11 AM
4/11	<b>OMAHA</b>	<b>6:05 PM</b>
4/14	<b>NORTHWESTERN*</b>	<b>6:05 PM</b>
4/15	<b>NORTHWESTERN*</b>	<b>2:05 PM</b>
4/16	<b>NORTHWESTERN*</b>	<b>12:05 PM</b>
4/18	<b>CREIGHTON</b>	<b>7:05 PM</b>
4/21	at Iowa*	6:05 PM
4/22	at Iowa*	2:05 PM
4/23	at Iowa*	1:05 PM
4/26	<b>SOUTH DAKOTA STATE</b>	<b>6:05 PM</b>
4/28	<b>MINNESOTA*</b>	<b>7:05 PM</b>
4/29	<b>MINNESOTA*</b>	<b>2:05 PM</b>
4/30	<b>MINNESOTA*</b>	<b>1:05 PM</b>
5/3	<b>NORTH DAKOTA STATE</b>	<b>6:05 PM</b>
5/5	at Maryland*	5:30 PM
5/6	at Maryland*	1 PM
5/7	at Maryland*	12 PM
5/9	at Creighton	7 PM
5/12	<b>PENN STATE*</b>	<b>6:05 PM</b>
5/13	<b>PENN STATE*</b>	<b>6:05 PM</b>
5/14	<b>PENN STATE*</b>	<b>11:05 AM</b>
5/18	at Purdue*	5 PM
5/19	at Purdue	5 PM
5/20	at Purdue*	1 PM
5/23-28	Big Ten Tournament (Omaha, Neb.)	

Home games = Red all caps \* Big Ten games  
^ Cambria Classic in Minneapolis (U.S. Bank Stadium)

## MARCH 14 • HAWKS FIELD AT HAYMARKET PARK • LINCOLN, NEB.



### NEBRASKA HUSKERS

Record ..... 9-4-1  
Ranking.....NR  
Head Coach.....Will Bolt  
Career Record ..... 73-56-1 (4th Year)  
Record at Nebraska .....Same



### OMAHA MAVERICKS

Record ..... 5-8  
Ranking.....NR  
Head Coach.....Evan Porter  
Career Record .. 121-167-1 (7th Year)  
Record at UNO .....Same

## MATCHUPS AT A GLANCE

NEB	OFFENSE	UNO	NEB	PITCHING/DEF.	UNO
.334	Batting.....	.273	4.95	ERA.....	7.74
.589	Slugging.....	.413	116.1	IP.....	104.2
.428	On-Base Pct.....	.358	0	CGs.....	0
41	Doubles.....	27	2	Saves.....	2
5	Triples.....	2	101/50	K/BB.....	105/66
25	Home Runs.....	10	.231	OBA.....	.268
57	Walks.....	44	6	Errors.....	14
16-22	SB-SBA.....	5-12	7	Double Plays.....	7

## PROBABLE PITCHERS

TUES: NEB RHP Michael Garza (1-1, 1.64 ERA) vs. UNO RHP Charlie Bell (1-1, 6.00 ERA)

## GAME COVERAGE

Date	First Pitch	TV/Stream	Radio	Live Stats
3/14	6:05 PM CT	B1G+	Huskers Radio Network	huskers.com

## WHAT'S INSIDE

Season Notes.....	2-4
Head coach Will Bolt.....	5-6
2023 Roster.....	7
Around the Big Ten.....	8
Lineups.....	9
Game Results.....	10
Overall Stats.....	11
Home Stats.....	12
Road/Neutral Stats.....	13
Last Series Stats.....	14
Last Five Games Stats.....	15
Last 10 Games Stats.....	16
Team Game by Game.....	17
Individual/Team Game Highs.....	18
Hitting Stats.....	19
Home Runs.....	20
Miscellaneous Stats.....	21
Pitching Stats.....	22
Career Pitching Appearances.....	23-25
Player Pages.....	26-38
The Last Time.....	39-40
TV/Radio Roster.....	41

## NUMBERS TO KNOW

**5** Through their first 14 games this season, the Huskers have committed just six errors and rank fifth nationally with a .987 fielding percentage.

**4** Shay Schanaman is four strikeouts away from tying Jamie Rodrigue (2000-03) for No. 9 all-time in school history with 200 strikeouts. Schanaman tied Zach Kroenke for 10th-best last weekend.

**2** Junior Brice Matthews is two hits shy of reaching the 100-hit mark in his three years with the Huskers.

**12** The NU offense has produced four or more runs in an inning 12 times through the first 14 games this season. In 2022, the Huskers scored four runs in an inning 20 times throughout the season.

**6** Nebraska is 7-1-1 when scoring at least six runs this season. The Huskers are 57-9-1 under head coach Will Bolt when reaching the six-run mark in the last four seasons.

## QUICK FACTS

### General Information

Location ..... Lincoln, Neb.  
 Population ..... 298,126  
 Enrollment ..... 25,390  
 Founded ..... 1869  
 Nickname ..... Cornhuskers, Huskers  
 Colors ..... Scarlet and Cream  
 Affiliation ..... NCAA Division I  
 Conference ..... Big Ten  
 President ..... Walter "Ted" Carter Jr.  
 Chancellor ..... Ronnie D. Green  
 Athletic Director ..... Trev Alberts

### Coaches and Staff

Head Coach ..... Will Bolt  
 Alma Mater ..... Nebraska, 2003  
 NEB Record ..... 73-56-1 (4th Year)  
 Career Record ..... Same  
 Assistant Coach ..... Jeff Christy  
 Alma Mater ..... Nebraska, 2008  
 Assistant Coach ..... Lance Harvell  
 Alma Mater ..... Texas A&M, 2006  
 Volunteer Assistant ..... Danny Marcuzzo  
 Alma Mater ..... Western Illinois, 2012  
 Director of Operations ..... Curtis Ledbetter  
 Dir. of Player Development ..... Rob Childress  
 Strength Coach ..... Bryce Siecko  
 Athletic Trainer ..... Tanner Fowler

### Baseball History

Season of Nebraska Baseball in 2023 ..... 117th  
 First Season of Nebraska Baseball ..... 1889  
 All-Time Record ..... 2,300-1,682-18 (.577)  
 All-Time Conference Record ..... 894-840-2 (.516)  
 All-Time NCAA Tournament Record .. 36-35 (.507)  
 Conference Regular Season Titles ..... 8  
 Conference Tournament Titles ..... 4  
 NCAA Tournament Appearances ..... 17  
 Super Regionals Appearances ..... 4  
 College World Series Appearances ..... 3  
 All-America Certificates ..... 105  
 First-Team All-America Certificates ..... 48  
 Freshman All-America Certificates ..... 36  
 CoSIDA Academic All-Americans ..... 21  
 All-Big Ten Selections (Since 2012) ..... 42  
 Perfect Games Thrown ..... 2 (1954, 1980)  
 No-Hitters Thrown .. 7 (3 Individual, 4 Combined)  
 Huskers Who Have Played in the MLB ..... 37

### Hawks Field at Haymarket Park

Capacity ..... 8,486  
 First Season ..... 2002  
 All-Time Record ..... 397-158-1  
 Playing Surface ..... Kentucky Bluegrass  
 Dimensions ..... 335 (LL); 403 (LC); 395 (CF); 400 (RC); 325 (RL)

### Team Information

Letterwinners Returning/Lost ..... 19/15  
 Position Starters Returning/Lost ..... 5/3  
 Pitchers Returning/Lost ..... 10/10  
 Newcomers ..... 23 (9 Freshmen)  
 Overall Record ..... 0-0  
 Big Ten Record ..... 0-0

### Communications Information

Baseball Contact ..... Jared Meister  
 Email ..... jmeister@huskers.com  
 Phone ..... (402) 472-7781  
 Fax ..... (402) 472-2005  
 Ticket Office ... 1-800-8 BIG RED or (402) 472-3111  
 Ticket Website ..... Huskers.com/Tickets  
 Radio ..... Huskers Radio Network

## SEASON NOTES

### Follow the Game

- Tuesday night's game vs. Omaha can be seen on B1G+.
- Fans can listen to Greg Sharpe and Ben McLaughlin call the action Tuesday night on the Huskers Radio Network, which can be heard on KLIN (1400 AM, 99.3 FM) in Lincoln and KXSP (590 AM) in Omaha.
- Every game this season can be heard for free on Huskers.com and the Official Nebraska Huskers App for both iOS and android devices.

### Nebraska vs. Omaha

- Through 74 all-time meetings, Nebraska holds a dominant 62-12 advantage over Omaha in the all-time series.
- Since Omaha's transition to DI, the Huskers have won 11 of the 14 meetings against the Mavericks.
- The two teams split four games last season, with the Big Red posting a 14-3 run-rule victory in seven innings in their final meeting at Hawks Field in 2022.

### NU Offense Among the National Leaders

- Through March 12, the Nebraska offense leads the Big Ten and ranks in the top 20 of four offensive categories.

Category	Value	B1G	NCAA
Batting Average	.334	1st	9th
Doubles	41	1st	9th
Doubles/Game	2.93	1st	5th
Slugging Percentage	.589	1st	12th

### Huskers Homer in 12 Consecutive Games

- After not going yard in the season opener at San Diego, Nebraska reached a streak of 12 consecutive games with a home run, before being held without a homer against Illinois State on Saturday.
- The 12-game streak is the longest in school history since the Big Red homered in 21 straight games in the 1988 season.
- The Huskers totaled 25 homers in the 12-game stretch, including seven games of at least two home runs.

### Matthews, Caron a Constant on the Base Path

- Brice Matthews and Josh Caron have been a constant on the base paths for the Huskers recently, as both enter Tuesday night's game having reached base safely in 15-plus games.
- Matthews comes into Tuesday's tilt with the Mavericks with a 17-game reached base streak, while Caron has reached base safely in 15 straight games.

### Nine Huskers Among the Big Ten's Best

- Five weeks into the season, nine Huskers rank among the top 10 of individual leaders in offensive and pitching statistics in the Big Ten.

#### Max Anderson

- Doubles (2nd, 8)
- Triples (T-2nd, 2)
- Hits (4th, 25)
- Batting Average (4th, .439)
- Slugging Percentage (8th, .702)

#### Brice Matthews

- Slugging Percentage (T-4th, .750)
- RBI (6th, 17)
- Hits (T-6th, 21)
- Doubles (T-6th, 6)

- Home Runs (T-6th, 4)
- Runs (T-7th, 17)
- Stolen Bases (T-7th, 7)
- Batting Average (8th, .404)

#### Garrett Anglim

- Slugging Percentage (9th, .684)
- Home Runs (T-9th, 3)

#### Cole Evans

- Batting Average (1st, .556)
- Slugging Percentage (1st, 1.056)

#### Charlie Fischer

- Slugging Percentage (T-4th, .750)
- Home Runs (T-9th, 3rd)

#### Gabe Swansen

- Home Runs (T-9th, 3)
- Slugging Percentage (10th, .677)

#### Josh Caron

- Home Runs (T-9th, 3)

#### Jace Kaminska

- Wins (T-1st, 3)
- Innings Pitched (T-2nd, 24.0)
- Earned Run Average (4th, 2.25)

#### Emmett Olson

- Opponents' Batting Average (4th, .188)
- Wins (T-4th, 2)
- Innings Pitched (5th, 22.2)
- Strikeouts (T-8th, 23)

### Evans Tabbed Big Ten Player of the Week

- Junior Cole Evans was named the Big Ten Baseball's Player of the Week, the league office announced Monday afternoon.
- The Grand Island, Neb., native hit .818 (9-for-11) with three doubles, two home runs, seven RBI and four runs in three games against Northern Colorado and Illinois State.
- On the week, Evans recorded a 1.636 slugging percentage and an .833 on-base percentage.
- Evans went 3-for-4 with a double, two homers, three RBI and a pair of runs scored in a 14-3 seven-inning win against Northern Colorado.
- The junior opened the Illinois State series with a 2-for-3 day, before going 4-for-4 with two doubles, four RBI and two runs in the second game against the Redbirds.

### Kaminska Continues Scoreless Streak

- Junior Jace Kaminska improved his scoreless inning streak to 13.1 innings with seven shutout innings against Illinois State last weekend.
- The Wichita State allowed three hits and struck out two in the seven-inning outing against the Redbirds.
- Before Illinois State, Kaminska tossed six shutout innings against Hawaii at the Cambria College Classic in Minneapolis.
- With quality starts in back-to-back outings on the mound, Kaminska is fourth in the Big Ten with a 2.25 ERA this season.

### Home Sweet Home

- Nebraska has now won its home opener in 21 of 22 seasons at Hawks Field with the 12-1 win vs. Northern Colorado on Tuesday.
- The 11-run win against the Bears was NU's second-largest home-opening win in its 22

seasons at Hawks Field.

**Anderson Continues Hot Stretch at the Plate**

- Despite an 0-for-7 start to the season at the plate, Max Anderson is hitting a blistering .439 to lead the Husker offense through 14 games.
- Overall, the Omaha native has eight doubles, two triples, a home run and 15 RBI.
- In NU's last 10 games, Anderson is hitting a scorching .475 (19-for-40) at the plate, while holding a .543 on-base percentage and .750 slugging percentage.
- Anderson extended his hit streak to 12 games, including seven consecutive games with a double before going 0-for-5 against the Redbirds on Saturday.

**Flashing the Leather**

- Through their first 14 games this season, the Huskers have committed just six errors and rank fifth nationally with a .987 fielding percentage.

**Olson, Kaminska Provide Dynamic Duo on Mound**

- Starters Emmett Olson and Jace Kaminska have given the NU pitching staff a strong 1-2 punch in the weekend rotation.
- Combined, the two Huskers are 5-1 with a 3.12 ERA and 36 strikeouts in 46.2 innings of work.
- Olson is 2-1 in four starts on Friday night, holding a 3.97 ERA with 23 strikeouts in 22.2 innings.
- Kaminska is 3-0 in his first season with the Huskers. The Wichita State transfer has a 2.25 ERA with 13 strikeouts in 24 innings.

**Evans' Career Day Leads NU to Midweek Sweep**

- Cole Evans became the sixth Husker with a multi-home run game since 2020 to lead the Big Red to a 14-3 run-rule win in seven innings vs. Northern Colorado on Wednesday.
- The Grand Island native went 3-for-4 with a double, two homers, three RBI and a pair of runs scored.
- Evans' performance is NU's second multi-homer game of the season, joining Josh Caron's two-homer game at South Alabama in February.

**Big Red Nearing 400th Win at Hawks Field**

- Playing in their 22nd season at Hawks Field, Nebraska is closing in on its 400th all-time win at the ballpark.
- With the two-game series sweeps over Northern Colorado and Illinois State last week, the Huskers have an all-time record of 397-158-1 in the home ballpark.
- NU hasn't had a losing season at home in each of the last 21 seasons.

**Clark Collects First Collegiate Win**

- Freshman Caleb Clark picked up his first win as a Husker in Nebraska's 14-3 win in seven innings against Northern Colorado last week.
- The Orillia, Ontario, native appeared out of the bullpen for the first time after making starts against San Diego, South Alabama and No. 4 Ole Miss.
- Clark pitched 2.1 one-hit innings in relief, while walking none and striking out a season-high four batters.

**Brockett Shines in Midweek Role**

- Sophomore Jackson Brockett has been a bright spot in the NU pitching staff in the first four weeks of the season.
- The Omaha native has made three appearances

this season, with starts against San Diego and Northern Colorado.

- Brockett is 1-0 on the season with a 1.04 ERA and 0.58 WHIP in 8.2 innings of work, while striking out eight and only allowing one walk.
- Brockett tossed four scoreless two-hit innings with a season-high five strikeouts in a 12-1 win vs. Northern Colorado, facing only two batters above the minimum.

**Burnham Ties School Record**

- Casey Burnham went 3-for-4 at the plate with three doubles, an RBI and a run in NU's 5-3 upset win over No. 7 Vanderbilt at the Cambria College Classic on Friday.
- With three doubles, Burnham became the 22nd player in school history to tie the school record.
- The last Husker with three doubles in a game was Joe Acker on April 9, 2021 vs. Maryland.

**Nebraska Topples First Top-10 Foe Since 2019**

- The Huskers opened play at the Cambria College Classic with a 5-3 win over No. 7 Vanderbilt on Friday, March 3.
- The win over the seventh-ranked Commodores was Nebraska's first regular-season win over a top-10 ranked foe since the Big Red had a 2-1 win over No. 3 Texas Tech on March 1, 2019.

**Extra-Base Hits Fuel NU Offense**

- Through its first 14 games, the NU offense is hitting .334 with 41 doubles, five triples, 25 home runs and a .589 slugging percentage.
- In 53 games last season, the Huskers totaled 79 doubles, 51 homers and a .400 slugging percentage.

**Nebraska Plays to Rare Tie**

- Nebraska's season-opening series at San Diego resulted in a 16-16 tie in seven innings on Monday due to travel considerations for the Huskers' return trip to Lincoln.
- Monday's tie was the 18th in program history and the fifth since 1976. The last tie came in the series finale at Indiana in 2017.
- The 16 runs in the tie are the most the Huskers have scored in a game that didn't result in a win since a 17-16 loss at Oklahoma in 1996.

**Caron Named to Buster Posey Award Watch List**

- NU catcher Josh Caron was one of 65 catchers named to the Buster Posey Award Watch List, the Greater Wichita Area Sports Commission announced last week.
- The Sun Prairie, Wis., native is batting .321 with four doubles, three home runs, nine RBI and 11 runs in 13 starts this season.
- The Buster Posey Award honors the top Division I catcher in college baseball. Semifinalists will be announced on May 22, with the finalists announced on June 6. All finalists will be brought to Wichita and the winner will be announced on June 29.

**First Husker to Wear No. 99**

- Graduate transfer Charlie Fischer from Southern Miss is sporting No. 99 this season, becoming the first Husker in program history to wear No. 99.
- Fischer is hitting .375 with three doubles, three home runs, 12 RBI and 13 runs in his first season as a Husker.

**Schanaman Closing in on All-Time Charts**

- Senior Shay Schanaman returns to the bullpen for the Huskers after spending the last two seasons in NU's starting rotation.
- Schanaman is 12 appearances away from tying John Lепley (1985-88) for 10th-best in program history and is four strikeouts short of Jamie Rodrigue (2000-03) in ninth.
- Lепley is 10th all-time in program history with 70 career pitching appearances, while Rodrigue ranks ninth with 200 career strikeouts as a Husker.

**Huskers by Month in 2023**

	Feb.	March	April	May
Records	3-3-1	6-1	---	---
Runs	60	68	---	---
Runs/Game	8.6	9.7	---	---
Opp. Runs/Game	6.9	3.9	---	---
Hits	76	89	---	---
Hits/Game	10.9	12.7	---	---
ERA	5.86	4.03	---	---
Strikeouts	41	60	---	---
Strikeouts/Game	5.9	8.6	---	---

**Transfer Class Receives National Recognition**

- The Huskers were recognized in September by Baseball America with the 24th-ranked transfer class in Division I baseball.
- The class features Jace Kaminska (RHP, Wichita State), Charlie Fischer (1B/DH, Southern Miss), Michael Garza (RHP, Incarnate Word), Casey Burnham (OF, Kansas), Cayden Brumbaugh (OF, Oklahoma State) and Will Rizzo (RHP, Texas A&M).

**Mining the Junior College Ranks**

- Of the 42 Huskers on this year's team, 12 Huskers spent time playing at least one season at the junior college level.
- Two players hail from Hutchinson CC, while South Mountain CC, Wharton County JC, Tyler JC, Parkland College, Kansas City CC, Alvin CC, Johnston County CC, Iowa Central CC, Southeast CC and College of Southern Nevada all had one Husker come through their respective programs.

**Stars in the Making**

- Nebraska has seven players ranked in D1Baseball's Top MLB Draft Prospects and Impact Freshmen rankings in the Big Ten.

Top Big Ten Prospects - 2023 Draft Eligible

- Max Anderson - No. 7
- Emmett Olson - No. 11
- Brice Matthews - No. 14
- Jace Kaminska - No. 17

Top Big Ten Prospects - 2024 Draft Eligible

- Josh Caron - No. 9

Top 20 Impact Freshmen List

- Dylan Carey - No. 7
- Caleb Clark - No. 10

**Three Huskers in D1Baseball Position Rankings**

- Nebraska had three players listed in D1Baseball's Preseason Player Rankings released throughout the month of January.
- Max Anderson checked in at No. 10 in the top 50 second basemen after hitting .295 with 12 doubles, three triples, 10 home runs and 46 RBI as a sophomore last season.
- Emmett Olson and Jace Kaminska were ranked No. 46 and 98, respectively, in the list of the top 200 starting pitchers. Olson was 3-3 last season

with a 2.86 ERA and .238 opposing batting average, while Kaminska compiled 86 strikeouts and limited hitters to a .267 batting average in 78.2 innings.

### Olson Dons the Stars and Stripes

• Junior Emmett Olson accepted an invitation and participated in the 2022 USA Baseball Collegiate National Team Training Camp last summer, which featured 48-50 of the premier non-draft eligible collegiate players.

### NU Pitching Success under Jeff Christy

• Assistant coach Jeff Christy has had the NU pitching staff among the Big Ten leaders in his three seasons with the Huskers.  
 • Excluding the shortened 2020 campaign due to COVID-19, Nebraska has finished third or better in the Big Ten in ERA, walks allowed per 9 inn. and strikeout-to-walk-ratio in the last two seasons.  
 • In 2021, the Huskers were first in K-to-BB ratio (2.67) and second in ERA (3.81) and BB/9 (2.50), while ranking first in BB/9 (3.71), second in K-to-BB ratio (2.31) and third in ERA (4.72) last season in 2022.

### Harvell Recognized by D1Baseball

• Assistant coach Lance Harvell was recognized by D1Baseball as “One of 75 Assistants Athletic Directors Should Know” in September of 2022.  
 • Harvell coaches the hitters and outfielders, while also serving as Nebraska’s third-base coach and recruiting coordinator in his time with the Huskers.  
 • Under Harvell, the Huskers hit a Big Ten-best .279 in 2021 and had a 2021 recruiting class recognized nationally. The 15-member class, which included a trio of top-200 prospects, was ranked 20th by Perfect Game, 21st by Baseball America and 35th by Collegiate Baseball.

### Coaches at the Alma Mater

• Head coach Will Bolt is one of 53 DI coaches leading their alma mater this season. A member of Dave Van Horn’s first recruiting class, Bolt was a four-year starter and team captain on Nebraska’s 2001 and 2002 College World Series teams. He earned his bachelor’s degree in communication studies in 2003 before earning his master’s degree in 2006.

### 2023 Team Captains

• Efray Cervantes, Griffin Everitt, Brice Matthews, Kyle Perry and Shay Schanaman have been selected to serve as team captains for the 2023 season after a vote by the Nebraska baseball players.  
 • “These five guys have their own way of bringing leadership to our program,” said head coach Will Bolt. “Each of these guys have been with our program for a couple of seasons now, so they understand the high standards of our program day in and day out. They have been great ambassadors for our program in welcoming our newcomers in the offseason, proving themselves as selfless teammates and consistent hard workers.”

### 2023 Big Ten Preseason Coaches Poll

• Nebraska was picked to finish fifth in the conference in the preseason coaches’ poll.

Rank	Team	2022 Record (B1G Finish)
1.	Maryland	47-14 (1st)
2.	Rutgers	44-15 (T-2nd)
3.	Iowa	36-19 (T-2nd)
4.	Illinois	31-22 (T-2nd)
5.	Nebraska	23-30 (T-8th)
6.	Indiana	27-32 (T-8th)

### #ProBigRed: Huskers in Spring Training

• With MLB spring training underway, six former Huskers have reported to various spring training camps across Florida and Arizona this month.  
 • Jake Meyers and Scott Schreiber earned invites from the Astros, while Nate Fisher (White Sox), Matt Waldron (Padres), Cade Povich (Orioles) and Aaron Bummer (White Sox) are also Huskers to keep an eye on this spring.

### Huskers Seek Sixth NCAA Regional since 2014

• The Huskers look to continue their recent trend of qualifying for the NCAA Tournament. NU has made it to the NCAA Regional in five of the last eight seasons (2014, 2016, 2017, 2019, 2021) (2020 not included due to COVID-19).

### NU to Retire Jerseys of Erstad, Gordon & Komine

• Former Nebraska baseball All-Americans Darin Erstad, Alex Gordon and Shane Komine will have their jerseys retired in a ceremony on Friday, March 24 prior to first pitch vs. Illinois.  
 • Erstad, Gordon and Komine become the first three players to earn the high distinction in the program’s 117-year history.

### NU Among Nation’s Best in Attendance

• Nebraska has led the Big Ten in attendance every season since joining the Big Ten in 2012 and ranks 10th nationally in average attendance in the last 10 seasons with 4,060 fans per game.  
 • The Big Red have ranked in the Top 20 in average attendance in each season since 2012, climbing as high as sixth in 2017 and 2021.  
 • The Huskers have finished in the top 15 in average attendance in every season since 2015, joining LSU, Ole Miss, Arkansas, South Carolina, Mississippi State, Texas and Florida as the only eight programs to accomplish the feat.

### Hawks Field Celebrates 22nd Year in 2023

• The 2023 campaign marks Nebraska’s 22nd year playing home games at Hawks Field at Haymarket Park. The Huskers moved to Hawks Field in 2002 after playing at Buck Beltzer Stadium for 23 years from 1979 to 2001.  
 • Nebraska enters 2023 with a 393-158-1 record at Hawks Field and hasn’t had a losing season at home in each of the last 21 seasons. This season, the Huskers have 27 home games scheduled, beginning on March 7 vs. Northern Colorado.

### NEBRASKA IN THE BIG TEN

Year	Overall	Big Ten	Finish	NCAA
2012	35-23	14-10	4th	DNQ
2013	29-30	15-9	T-2nd	DNQ
2014	41-21	18-6	2nd	1-2
2015	34-23	9-14	8th	DNQ
2016	37-22	16-8	2nd	0-2
2017	35-22-1	16-7-1	1st	0-2
2018	24-28	8-14	10th	DNQ
2019	32-24	15-9	T-3rd	1-2
2020	7-8			*Season ended due to COVID-19
2021	34-14	31-12	1st	3-2
2022	23-30	10-14	T-8th	DNQ
2023	9-4-1	0-0	--	--
<b>TOTAL</b>	<b>340-249-2</b>	<b>152-103-1</b>	<b>--</b>	<b>5-10</b>

### NEBRASKA AT HAWKS FIELD

Year	Overall Record	Conference Record
2002	29-5	9-3
2003	29-7	12-3
2004	19-8	5-7
2005	33-4	11-4
2006	20-7	9-3
2007	14-10	7-5
2008	29-5-1	9-2-1
2009	16-14	5-10
2010	19-7	6-6
2011	21-11	7-8
2012	20-10	8-4
2013	12-7	6-6
2014	19-8	9-3
2015	21-6	7-5
2016	21-6	9-3
2017	17-6	8-4
2018	13-12	5-6
2019	13-6	9-3
2020	5-1	---
2021	10-5	10-5
2022	13-13	4-8
2023	4-0	0-0
<b>TOTAL</b>	<b>397-158-1</b>	<b>155-98-1</b>



# N HEAD COACH WILL BOLT 7

One of the catalysts in Nebraska baseball's rise to national prominence in his playing days, Will Bolt returned to his alma mater as former athletic director Bill Moos named Bolt the 24th head coach of the Husker baseball program on June 14, 2019. He enters his third season at the helm in 2022.

Bolt captained the Huskers' first two College World Series teams in 2001 and 2002, and has 12 years of NCAA Division I coaching experience, having served in assistant coaching roles at Texas A&M and Nebraska. Bolt also spent four years as the head coach at Texarkana College.

## Nebraska Head Coach

The 2021 Big Ten Coach of the Year, Bolt guided Nebraska to its second Big Ten regular-season championship in 2021. The Huskers compiled a 34-14 record, including a 31-12 record in Big Ten play, with NU capturing the league crown by 3.5 games. Nebraska also advanced to its first regional final since 2007 while posting a 3-2 record in the NCAA Fayetteville Regional.

In addition to Bolt's coaching accolade, NU counted the Big Ten Player of the Year in Spencer Schwellenbach, the Big Ten Freshman of the Year in Max Anderson and four first-team All-Big Ten honorees -- its most since joining the league. Schwellenbach was also tabbed the John Olerud Two-Way Player of the Year and a first-team All-American, and Anderson picked up Freshman All-America recognition.

Three NU hurlers were selected in the 2021 MLB Draft, with Schwellenbach in the second round (59th overall) by the Atlanta Braves, Cade Povich going in the third round (98th overall) by the Minnesota Twins and Cam Wynne picked in the 20th round by the Philadelphia Phillies.

Bolt and his coaching staff have done impressive work in recruiting since their arrival in Lincoln. The Huskers' 15-member 2021 recruiting class, which included a trio of top-200 prospects, was ranked 20th by Perfect Game, 21st by Baseball America and 36th by Collegiate Baseball.

Nebraska's 2020 season -- Bolt's first at the helm -- was cut short due to the COVID-19 pandemic.

## Texas A&M Assistant Coach

Bolt spent five seasons as an assistant coach at Texas A&M under former NU assistant Rob Childress. In that span, the Aggies went 219-98-1 (.690) with five straight NCAA Regional appearances, three Regional titles, an SEC Tournament title in 2016 and an appearance in the 2017 College World Series.

Bolt's primary functions on the Aggie staff included coordinating the offensive game, mentoring the infielders and serving as third base coach. The Aggies finished in the top-25 nationally in batting average twice under his tutelage, and finished in the top five of the SEC in hitting or runs scored in four of his five seasons with the Aggies. He tutored 12 hitters who were selected in the MLB Draft during his tenure in College Station, including six players selected in the top-10 rounds, and seven players who earned first- or second-team All-SEC honors.

In 2019, the Aggie offense was led by Braden Shewmake, who was the No. 21 overall selection in the Major League Baseball Draft by the Atlanta Braves. Shewmake hit .313 with six homers, 47 RBIs and 45 runs scored en route to becoming the school's first MLB first-round pick since 2012. The Aggies won 39 games and reached the championship game of the Morgantown Regional.

In 2018, the Aggies went 40-22 and reached an NCAA Regional behind the emergence of Michael Helman, who finished 15th in the nation in hits (92), and logged a .369 batting average, .451 on-base percentage and 61 runs to rank in the top 50 nationally.

The Aggies made a run to the College World Series in 2017, finishing the season with a 41-23 mark behind the rise of Shewmake, who earned All-America honors and was named National Freshman of the Year and SEC Freshman of the Year after hitting .328 with 11 homers and 69 RBIs.

Bolt guided a prolific Texas A&M offense to 49 runs and an SEC Tournament title in 2016, as the Aggies led the SEC in batting average, runs scored, hits, home runs, on-base percentage and slugging percentage while ranking in the top-25 nationally in seven categories, including hits (712, second), runs (471, ninth), batting average (.311, 15th), doubles (129, 20th), home runs (62, 22nd), slugging percentage (.467, 22nd) and scoring offense (7.2 runs per game, 23rd). The Aggies were led by All-American Boomer White, who hit .386 with five homers, 46 RBI and 49 runs scored while striking out just 16 times in 259 plate appearances en route to SEC Player-of-the-Year honors.

Bolt made an immediate impact for the Texas A&M offense in his first season, as the Aggies ranked second in the SEC in hitting (.299) and third in runs scored (6.6) during his first season in College Station. The Aggies opened the season with an SEC-record 24-game win streak on their way to a 50-win season and a Super Regional appearance. That year, the Aggies ranked among the national leaders in home runs (third, 70), hits (655, seventh), runs (424, 15th) and slugging percentage (.457, 15th).

## Nebraska Associate Head Coach

Bolt was associate head coach for the Huskers from 2012 to 2014, serving under Darin Erstad. Bolt

## PLAYING CAREER

1999-02 Nebraska

## COACHING CAREER

2005	Nebraska	Volunteer Assistant
2006-07	Texas A&M	Volunteer Assistant
2008-11	Texarkana College	Head Coach
2012-14	Nebraska	Assoc. Head Coach
2015-19	Texas A&M	Assistant Coach
2020-Pres.	Nebraska	Head Coach

## YEAR-BY-YEAR COACHING RECORD

Yr.	Record	Pct.	Conf.	Postseason
2020	7-8	.467	-	-
2021	34-14	.708	31-12	NCAA Regional
2022	23-30	.434	10-14	-
2023	9-4-1	.679	0-0	-

## COACHING HONORS

2021 Big Ten Coach of the Year

## NCAA TOURNAMENTS

### NEBRASKA

- » 2005 College World Series
- » 2014 NCAA Regional
- » 2021 NCAA Regional

### TEXAS A&M

- » 2007 NCAA Super Regional
- » 2015 NCAA Super Regional
- » 2016 NCAA Super Regional
- » 2017 College World Series
- » 2018 NCAA Regional
- » 2019 NCAA Regional

## CONFERENCE CHAMPIONSHIPS

### NEBRASKA

- » 2021 Big Ten Regular Season Champions
- » 2005 Big 12 Regular Season Champions
- » 2005 Big 12 Tournament Champions

### TEXAS A&M

- » 2007 Big 12 Tournament Champions
- » 2016 SEC Tournament Champions

tutored four players to first-team All-Big Ten honors, including two-time selections Chad Christensen, Michael Pritchard and Pat Kelly.

Nebraska was one of the top offenses in the Big Ten during his final year in Lincoln in 2014, ranking 19th nationally in hits (623), 30th in triples (19) and 31st in batting average (.293) as Nebraska won 41 games and reached the NCAA Tournament for the first time since 2008. Nebraska's defense was also one of the best units in the country. With new starters at first base, third base, shortstop, left field and center field, the Huskers ranked 21st in the country with a .976 fielding percentage.

Under Bolt's watch in 2013, Nebraska's defense turned in its best performance in school history. The Huskers ranked second in the nation with a .981 fielding percentage, setting school and Big Ten records. The Husker offense improved under Bolt's tutelage in 2013, ranking in the top three in the Big Ten in eight offensive categories. In conference play, the Huskers led the conference in batting average (.335), on-base percentage (.401), runs (180), hits (307) and RBIs (159).

In Bolt's first season at Nebraska in 2012, he helped raise the team batting average by 45 points, as the Huskers ranked eighth nationally with a .315 clip as a squad. NU was eighth nationally in scoring offense, leading the Big Ten with 7.1 runs per game, while also topping the conference in homers (47), on-base percentage (.384) and runs scored (413). Pritchard, a third-team All-American, was one of six Husker hitters to earn all-conference recognition.

#### Texarkana College Head Coach

Before joining Erstad's staff, Bolt served four years as head coach at Texarkana College from 2008 to 2011. He led the Bulldogs to a pair of Region XIV championships during his four-year stint. Bolt guided the Bulldogs to back-to-back Region XIV championships (2009 and 2010) during a stretch of four straight Regional Tournament appearances and four 30-plus win seasons. Bolt, who was 140-82 (.631) at Texarkana, helped over 20 players sign with Division I schools.

#### Texas A&M Volunteer Assistant Coach

Bolt headed back to his home state in 2006 and spent two seasons as a volunteer assistant coach at Texas A&M. In 2007, he was on staff when the Aggies advanced to the Super Regionals, while producing a 49-18 overall record and claiming the program's first Big 12 Tournament title. In College Station, Bolt specialized in infield work and helped tutor All-Americans Brandon Hicks

and Blake Stouffer, who were each drafted in the first five rounds of the MLB Draft.

#### Nebraska Volunteer Assistant Coach

Bolt began his collegiate coaching career as a volunteer assistant at Nebraska in 2005, working with the Husker infielders and hitters. Behind National Player of the Year Alex Gordon, the Huskers compiled a school-record 57 wins and swept the Big 12 regular-season and Tournament championships. Nebraska finished the season with a then-school record .975 fielding percentage and included an infield that featured Gordon, first-team All-Big 12 performer Curtis Ledbetter and Joe Simokaitis, a second-team All-Big 12 pick.

#### Nebraska Playing Career

A member of Dave Van Horn's first recruiting class, Bolt was a four-year starter and team captain on Nebraska's 2001 and 2002 College World Series teams. The infielder played an instrumental role in helping Nebraska to four NCAA Regionals, three Super Regionals and back-to-back College World Series appearances.

Bolt was the Minneapolis Regional MVP as a sophomore, hitting .545 in three games to lead the Big Red to its first-ever NCAA Regional title. The following year, Bolt made one of the most memorable plays in school history, catching the final out of the 2001 Super Regional against Rice to send the Big Red to its first-ever College World Series.

Bolt finished his career holding six school records, including games played (251), games started (242), at-bats (922), hits (281), doubles (56) and assists (639). Bolt remains in the school's top five in several categories, including doubles (first, 56), games played (second, 251), assists (second, 639), hits (third, 281) and runs scored (fifth, 197).

Following his playing career, he began his coaching career as a graduate manager at Nebraska in 2004 before serving as head coach for the Parkville Sluggers (M.I.N.K. League) the following summer.

#### Personal

A native of Conroe, Texas, Bolt and his wife, Lauren, were married in July 2005. They have two sons, Jaxon and Austin, and one daughter, Bella. Bolt graduated from Nebraska in 2003 with a degree in communication studies before earning his master's degree in 2006. Lauren graduated from Nebraska in 2005 with a degree in journalism.

### NEBRASKA IN 2023

	Overall	B1G
Overall	9-4-1	0-0
Home	4-0	0-0
Away	3-3-1	0-0
Neutral	2-1	0-0
Non-Conference	9-4-1	---
vs. Ranked Opponent	1-1	0-0
Day Games	8-2-1	0-0
Night Games	1-2	0-0
vs. Left-Handed Starter	4-1	0-0
vs. Right-Handed Starter	5-3-1	0-0
1-Run Games	1-1	0-0
2-Run Games	1-1	0-0
5+ Run Games	7-1	0-0
Extra Innings	0-0	0-0
Shutouts	1-0	0-0
Scoring 0-2 Runs	0-0	0-0
Scoring 3-5 Runs	2-3	0-0
Scoring 6-9 Runs	2-1	0-0
Scoring 10+ Runs	5-0-1	0-0
Opp. 0-2 Runs	2-0	0-0
Opp. 3-5 Runs	7-1	0-0
Opp. 6-9 Runs	0-1	0-0
Opp. 10+ Runs	0-2-1	0-0
Score in 1st Inning	3-1-1	0-0
Opp. Score in 1st Inning	0-3	0-0
Score First	8-1-1	0-0
Opp. Score First	1-3	0-0
After 6 Innings:		
Leading	8-0-1	0-0
Trailing	0-3	0-0
Tied	1-1	0-0
After 7 Innings:		
Leading	8-0	0-0
Trailing	0-3	0-0
Tied	1-1-1	0-0
After 8 Innings:		
Leading	7-0	0-0
Trailing	0-3	0-0
Tied	0-1	0-0
Hit 0 Home Runs	1-1	0-0
Hit 1 Home Run	4-1	0-0
Hit 2+ Home Runs	4-2-1	0-0
Opp. 0 Home Runs	3-1	0-0
Opp. 1 Home Run	4-3	0-0
Opp. 2+ Home Runs	2-0-1	0-0
Made 0 Errors	6-3	0-0
Made 1 Error	2-1-1	0-0
Made 2+ Errors	1-0	0-0
Opp. 0 Error	3-3	0-0
Opp. 1 Error	5-1	0-0
Opp. 2+ Errors	1-0-1	0-0
Out-Hit Opp.	9-2-1	0-0
Out-Hit by Opp.	0-2	0-0
Hits are tied	0-0	0-0

#### BY MONTH

February	3-3-1	0-0
March	6-1	0-0
April	0-0	0-0
May	0-0	0-0

#### BY DAY

Monday	0-0-1	0-0
Tuesday	1-0	0-0
Wednesday	1-0	0-0
Thursday	0-0	0-0
Friday	3-1	0-0
Saturday	3-1	0-0
Sunday	1-2	0-0


#### BY UNIFORM

Cream	1-0	0-0
White	1-0	0-0
Pinstripes	2-0	0-0
Grey	1-2	0-0
Red	3-1-1	0-0
Black	1-1	0-0

### COACHING STAFF



**Will Bolt**  
Head Coach  
Dugout



**Lance Harvell**  
Assistant Coach  
3rd Base/Dugout



**Jeff Christy**  
Assistant Coach  
Mound Visits/Dugout



**Danny Marcuzzo**  
Volunteer Assistant  
1st Base/Dugout

## 2023 NEBRASKA BASEBALL ROSTER

No.	Player	Yr.	Pos.	Ht.	Wt.	B/T	Hometown / Previous School(s)	No.	Name	Pos.
0	Cayden Brumbaugh	So.	INF	5-9	175	R/R	Edmond, Okla. / Sante Fe/Oklahoma State	4	Max Anderson	INF
1	Luke Jessen	So.	OF	5-9	170	L/L	Elkhorn, Neb. / Elkhorn South	18	Garrett Anglim	OF
2	Casey Burnham	Gr.	OF	5-9	185	L/L	Grand Island, Neb. / Grand Island/Kansas	43	Austin Berggren	RHP
4	Max Anderson	Jr.	INF	6-0	195	R/R	Omaha, Neb. / Millard West	33	Jackson Brockett	LHP
5	Josh Caron	So.	C	6-0	215	R/R	Sun Prairie, Wis. / Sun Prairie	0	Cayden Brumbaugh	INF
8	Shay Schanaman	Gr.	RHP	6-0	195	R/R	Grand Island, Neb. / Grand Island	27	Jake Bunz	LHP
9	Efry Cervantes	Sr.	INF	6-1	185	R/R	Tucson, Ariz. / Salpointe Catholic/ South Mountain CC	2	Casey Burnham	OF
10	Ben Columbus	Jr.	C	6-0	195	L/R	North Vancouver, British Columbia / Sentinel Secondary School/Wharton JC	15	Dylan Carey	INF
11	Daniel Young	RJr.	OF	6-2	205	L/L	North Zulch, Texas / Madisonville/Tyler JC	5	Josh Caron	C/INF
12	Cole Evans	Jr.	OF	6-1	200	R/R	Grand Island, Neb. / Grand Island/Creighton/Parkland College	9	Efry Cervantes	INF
13	Mikey Pauley	Fr.	INF	6-3	195	R/R	Overland Park, Kan. / Blue Valley Northwest	25	Drew Christo	RHP
14	Brice Matthews	Jr.	INF	6-0	175	R/R	Humble, Texas / Atascocita	24	Caleb Clark	LHP
15	Dylan Carey	Fr.	INF	6-2	185	R/R	Castle Rock, Colo. / Ponderosa	10	Ben Columbus	C
16	Griffin Everitt	Sr.	C	6-0	210	R/R	Lincoln, Neb. / Southwest/Kansas City CC	12	Cole Evans	OF
17	Hayden Lewis	Fr.	OF	6-1	210	L/L	Yutan, Neb. / Yutan	16	Griffin Everitt	C
18	Garrett Anglim	RSO.	OF	6-0	190	R/R	La Vista, Neb. / Papillion-La Vista	99	Charlie Fischer	UTIL
19	Kyle Perry	Sr.	LHP	6-0	190	L/L	Omaha, Neb. / Millard South	54	Trey Frahm	RHP
21	Luke Sartori	Sr.	OF	6-0	190	R/R	Lincoln, Neb. / Southwest/Hutchinson CC	52	Michael Garza	RHP
23	Bryce Hughes	Jr.	INF	5-8	175	R/R	Channelview, Texas / Channelview/Alvin CC	41	JC Gutierrez	LHP
24	Caleb Clark	Fr.	LHP	6-2	195	L/L	Orillia, Ontario / Orillia Secondary School	39	Corbin Hawkins	RHP
25	Drew Christo	So.	RHP	6-4	230	L/R	Elkhorn, Neb. / Elkhorn	32	CJ Hood	RHP
27	Jake Bunz	Sr.	LHP	6-5	240	L/L	Elkhorn, Neb. / Elkhorn South/Hutchinson CC	23	Bryce Hughes	INF
28	Blake Mozley	Jr.	INF	5-10	185	L/R	Ozark, Mo. / Oark/Missouri State/Johnson County CC	1	Luke Jessen	OF
30	Will Walsh	RSO.	UTIL	6-4	230	R/L	Leawood, Kan. / Rockhurst	46	Zach Johnson	C
32	CJ Hood	So.	RHP	6-4	195	R/R	Hickman, Neb. / Norris	55	Jace Kaminska	RHP
33	Jackson Brockett	So.	LHP	6-1	190	L/L	Omaha, Neb. / Elkhorn South/Buford (Ga.)	17	Hayden Lewis	OF
34	Brett Sears	Jr.	RHP	6-1	185	R/R	Westphalia, Iowa / Harlan/Western Illinois/Iowa Central CC	36	Brandon Lundquist	RHP
36	Brandon Lundquist	Fr.	RHP	6-1	185	R/R	Elkhorn, Neb. / Millard North	14	Brice Matthews	INF
38	Emmett Olson	Jr.	LHP	6-4	230	L/L	Des Plaines, Ill. / Maine West	28	Blake Mozley	INF
39	Corbin Hawkins	So.	RHP	6-2	200	R/R	Omaha, Neb. / Millard West	48	Sam Novotny	RHP
41	JC Gutierrez	Fr.	LHP	5-10	175	L/L	La Joya, Texas / La Joya	38	Emmett Olson	LHP
42	Jalen Worthley	Fr.	LHP	5-11	175	L/L	Lincoln, Neb. / Lincoln East	51	Mason Ornelas	RHP
43	Austin Berggren	Fr.	RHP	6-2	210	R/R	Olathe, Kan. / Olathe East	13	Mikey Pauley	INF
44	Gabe Swansen	So.	OF	5-11	190	R/R	Johnston, Iowa / Johnston	19	Kyle Perry	LHP
46	Zach Johnson	Jr.	C	6-3	210	R/R	Omaha, Neb. / Millard North/Southeast CC	49	Will Rizzo	RHP
48	Sam Novotny	Fr.	RHP	6-2	185	R/R	Omaha, Neb. / Millard West	21	Luke Sartori	OF
49	Will Rizzo	RFr.	RHP	6-0	205	R/R	The Woodlands, Texas / St. Thomas/Texas A&M	8	Shay Schanaman	RHP
51	Mason Ornelas	Sr.	RHP	6-0	210	R/R	Fort Worth, Texas / L.D. Bell/Texas A&M	34	Brett Sears	RHP
52	Michael Garza	Gr.	RHP	6-5	185	R/R	Corpus Christi, Texas / Carroll/Incarnate Word	44	Gabe Swansen	OF
54	Trey Frahm	Jr.	RHP	6-0	230	R/R	Elkhorn, Neb. / Elkhorn/College of Southern Nevada	30	Will Walsh	UTIL
55	Jace Kaminska	Jr.	RHP	6-2	235	R/R	Caney, Kan. / Vaney Valley/Wichita State	20	Jalen Worthley	LHP
99	Charlie Fischer	Gr.	UTIL	6-2	215	L/R	Edina, Minn. / Edina / Southern Miss.	11	Daniel Young	OF

### COACHING & SUPPORT STAFF

7	Will Bolt	Head Coach
22	Lance Harvell	Assistant Coach
35	Jeff Christy	Assistant Coach
6	Danny Marcuzzo	Volunteer Asst. Coach
	Curtis Ledbetter	Director of Operations
	Rob Childress	Director of Player Development
	Renee Brinkman	Baseball Office Manager
	Bryce Siecko	Strength Coach
	Tanner Fowler	Athletic Trainer

### PRONUNCIATIONS

Player	Pronunciation
Garrett Anglim	Ang-lum
Efry Cervantes	Ee-fry Sir-vaughn-tess
Josh Caron	Care-n
Lance Harvell	Har-VELL
Blake Mozley	Moe-slee
Danny Marcuzzo	Mar-coo-zo
Mason Ornelas	Or-nel-es
Luke Sartori	Sar-tori
Shay Schanaman	Shann-uh-man

### ROSTER BREAKDOWN BY CLASS

**Graduate (5):** Burnham, Fischer, Garza, Perry Schanaman  
**5th-Yr. Senior (3):** Bunz, Cervantes, Everitt  
**Senior (2):** Ornelas, Sartori  
**R-Junior (1):** Young  
**Junior (11):** Anderson, Columbus, Evans, Frahm, Hughes, Johnson, Kaminska, Matthews, Mozley, Olson, Sears  
**R-Sophomore (2):** Anglim, Walsh  
**Sophomore (8):** Brockett, Brumbaugh, Caron, Christo, Hawkins, Hood, Jessen, Swansen  
**R-Freshman (1):** Rizzo  
**Freshman (9):** Berggren, Carey, Clark, Gutierrez, Lewis, Lundquist, Novotny, Pauley, Worthley

### ROSTER BREAKDOWN BY POSITION

**Catcher (4):** Caron, Columbus, Everitt, Johnson  
**Infielder (8):** Anderson, Brumbaugh, Carey, Cervantes, Hughes, Matthews, Mozley, Pauley  
**Outfielder (8):** Anglim, Burnham, Evans, Jessen, Lewis, Sartori, Swansen, Young  
**Left-Handed Pitcher (7):** Brockett, Bunz, Clark, Gutierrez, Olson, Perry, Walsh, Worthley  
**Right-Handed Pitcher (13):** Berggren, Christo, Frahm, Garza, Hawkins, Hood, Kaminska, Lundquist, Novotny, Ornelas, Rizzo, Schanaman, Sears  
**Utility Player (2):** Fischer, Walsh

### 2023 BIG TEN STANDINGS (THROUGH MARCH 12)

Team	Big Ten Record	Pct.	Overall Record	Pct.	Streak
Iowa	0-0	.000	11-3	.786	W1
Nebraska	0-0	.000	9-4-1	.643	W4
Penn State	0-0	.000	9-5	.643	L1
Indiana	0-0	.000	10-6	.625	W5
Illinois	0-0	.000	7-5	.583	W1
Ohio State	0-0	.000	8-6	.571	W4
Purdue	0-0	.000	8-7	.533	L3
Maryland	0-0	.000	8-7	.533	W4
Michigan State	0-0	.000	8-7	.533	W3
Rutgers	0-0	.000	7-7	.500	W4
Michigan	0-0	.000	6-9	.400	W1
Minnesota	0-0	.000	2-14	.125	L3
Northwestern	0-0	.000	0-12	.000	L12

### BIG TEN PLAYERS OF THE WEEK

Feb. 21	Player..... Brock Vradenburg, Michigan State
	Pitcher..... Brody Brecht, Iowa/Dominic Pianto, Michigan State
	Freshman..... Trevor Cohen, Rutgers
Feb. 27	Player..... Keaton Anthony, Iowa
	Pitcher..... Jason Savacool, Maryland
	Freshman..... Greg Pace Jr., Michigan
March 7	Player..... Paul Toetz, Rutgers
	Pitcher..... Kyle Iwinski, Purdue
	Freshman..... Trevor Cohen, Rutgers
March 13	Player..... Cole Evans, Nebraska
	Pitcher..... Ben Gorski/Jake Marshall, Rutgers
	Freshman..... Mitch Voit, Michigan
March 22	Player.....
	Pitcher.....
	Freshman.....
March 29	Player.....
	Pitcher.....
	Freshman.....
April 5	Player.....
	Pitcher.....
	Freshman.....
April 12	Player.....
	Pitcher.....
	Freshman.....
April 19	Player.....
	Pitcher.....
	Freshman.....
April 26	Player.....
	Pitcher.....
	Freshman.....
May 3	Player.....
	Pitcher.....
	Freshman.....
May 10	Player.....
	Pitcher.....
	Freshman.....
May 17	Player.....
	Pitcher.....
	Freshman.....
May 24	Player.....
	Pitcher.....
	Freshman.....

### 2023 BIG TEN PRESEASON COACHES POLL

Rank	Team	2022 Overall Record (Big Ten Finish)
1.	Maryland	47-14 (1st)
2.	Rutgers	44-15 (T-2nd)
3.	Iowa	36-19 (T-2nd)
4.	Illinois	31-22 (T-2nd)
5.	Nebraska	23-30 (T-8th)
6.	Indiana	27-32 (T-8th)

### 2023 BIG TEN PRESEASON HONORS LIST

Player	Pos.	Yr.	School
Jack Crowder	RHP	Jr.	Illinois
Riley Gowens	RHP	Jr.	Illinois
Cam McDonald	INF/OF	Sr.	Illinois
Matthew Ellis	C	Sr.	Indiana
Phillip Glasser	INF	Sr.	Indiana
Carter Mathison	OF	So.	Indiana
Keaton Anthony	1B/DH/RHP	So.	Iowa
Will Christophersen	RHP	Jr.	Iowa
Ty Langenberg	RHP	Jr.	Iowa
Jason Savacool	RHP	Jr.	Maryland
Matt Shaw	SS	Jr.	Maryland
Luke Shliger	C	Jr.	Maryland
Tito Flores	OF	Sr.	Michigan
Connor O'Halloran	LHP	Jr.	Michigan
Mitch Voit	3B	Fr.	Michigan
Trent Farquhar	2B	Jr.	Michigan State
Mitch Jebb	SS	Jr.	Michigan State
Casey Mayes	OF	Sr.	Michigan State
Brett Bateman	CF	Jr.	Minnesota
Boston Merlia	LF	Jr.	Minnesota
Tucker Novotny	LHP	So.	Minnesota
Max Anderson	INF	Jr.	Nebraska
Brice Matthews	INF	Jr.	Nebraska
Emmett Olson	LHP	Jr.	Nebraska
Alex Calarco	C	So.	Northwestern
Ben Grable	RHP	Jr.	Northwestern
Stephen Hrustich	C/1B/OF	Sr.	Northwestern
Isaiah Coupet	LHP	Jr.	Ohio State
Kade Kern	OF	Jr.	Ohio State
Trey Lipsey	OF	So.	Ohio State
Jay Harry	SS	Jr.	Penn State
Travis Luensmann	RHP	Jr.	Penn State
Josh Spiegel	C/1B	Sr.	Penn State
Evan Albrecht	SS	Sr.	Purdue
Mike Bolton Jr.	OF	Sr.	Purdue
Chris Brito	INF	Sr.	Rutgers
Ryan Lasko	OF	Jr.	Rutgers
Tony Santa Maria	INF	Jr.	Rutgers

### RPI RANKINGS (THROUGH MARCH 8)

Rank	Team	Record	Road	Neutral	Home	Non-DI
10.	Iowa	11-3	2-2	7-1	0-0	2-0
11.	Illinois	7-5	5-5	2-0	0-0	0-0
28.	Rutgers	7-7	5-5	1-2	1-0	0-0
45.	Ohio State	8-6	3-2	5-4	0-0	0-0
62.	Michigan State	8-7	3-4	5-3	0-0	0-0
88.	Maryland	8-7	3-3	0-3	5-1	0-0
97.	Indiana	10-6	2-5	1-1	7-0	0-0
102.	Nebraska	9-4-1	3-3-1	2-1	4-0	0-0
111.	Michigan	6-9	2-3	4-5	0-1	0-0
156.	Purdue	8-7	0-3	8-4	0-0	0-0
182.	Penn State	9-5	1-3	8-2	0-0	0-0
227.	Minnesota	2-14	0-3	0-7	2-4	0-0
288.	Northwestern	0-12	0-12	0-0	0-0	0-0



## GAME-BY-GAME STARTERS BY POSITION

Opponent	C	1B	2B	3B	SS	LF	CF	RF	DH	SP
at San Diego	Caron	Walsh	Anderson	Carey	Matthews	Fischer	Burnham	Anglim	Everitt	Olson
at San Diego	Caron	Walsh	Anderson	Carey	Matthews	Fischer	Burnham	Anglim	Everitt	Kaminska
at San Diego	Caron	Walsh	Anderson	Carey	Matthews	Anglim	Burnham	Evans	Columbus	Clark
at San Diego	Columbus	Cervantes	Anderson	Carey	Matthews	Fischer	Burnham	Anglim	Caron	Brockett
at South Alabama	Caron	Columbus	Anderson	Carey	Matthews	Fischer	Burnham	Anglim	Everitt	Olson
at South Alabama	Caron	Walsh	Anderson	Carey	Matthews	Swansen	Sartori	Anglim	Columbus	Kaminska
at South Alabama	Caron	Walsh	Anderson	Carey	Matthews	Swansen	Evans	Anglim	Columbus	Clark
vs. Vanderbilt	Caron	Walsh	Anderson	Carey	Matthews	Anglim	Burnham	Swansen	Everitt	Olson
vs. Hawaii	Caron	Cervantes	Anderson	Carey	Matthews	Anglim	Burnham	Swansen	Everitt	Kaminska
vs. Ole Miss	Caron	Cervantes	Anderson	Carey	Matthews	Anglim	Burnham	Swansen	Everitt	Clark
No. Colorado	Columbus	Walsh	Anderson	Carey	Matthews	Swansen	Burnham	Fischer	Caron	Brockett
No. Colorado	Columbus	Fischer	Anderson	Carey	Matthews	Swansen	Sartori	Evans	Everitt	Christo
Illinois State	Caron	Fischer	Anderson	Carey	Matthews	Swansen	Burnham	Evans	Columbus	Olson
Illinois State	Caron	Fischer	Anderson	Carey	Matthews	Swansen	Burnham	Evans	Columbus	Kaminska

## GAME-BY-GAME STARTING LINEUPS

Opponent	1	2	3	4	5	6	7	8	9
at San Diego	Matthews	Anderson	Everitt	Fischer	Caron	Walsh	Carey	Burnham	Anglim
at San Diego	Matthews	Burnham	Anderson	Everitt	Fischer	Caron	Walsh	Carey	Anglim
at San Diego	Matthews	Burnham	Anderson	Caron	Walsh	Columbus	Carey	Anglim	Evans
at San Diego	Burnham	Carey	Anderson	Caron	Columbus	Fischer	Cervantes	Anglim	Matthews
at South Alabama	Burnham	Carey	Anderson	Columbus	Caron	Fischer	Anglim	Everitt	Matthews
at South Alabama	Matthews	Carey	Anderson	Caron	Walsh	Columbus	Anglim	Swansen	Sartori
at South Alabama	Matthews	Carey	Anderson	Caron	Walsh	Columbus	Anglim	Swansen	Evans
vs. Vanderbilt	Matthews	Carey	Anderson	Caron	Walsh	Anglim	Everitt	Swansen	Burnham
vs. Hawaii	Matthews	Carey	Anderson	Caron	Everitt	Anglim	Swansen	Cervantes	Burnham
vs. Ole Miss	Matthews	Carey	Anderson	Caron	Everitt	Anglim	Swansen	Cervantes	Burnham
No. Colorado	Matthews	Carey	Anderson	Caron	Fischer	Swansen	Columbus	Walsh	Burnham
No. Colorado	Matthews	Carey	Anderson	Fischer	Swansen	Columbus	Everitt	Evans	Sartori
Illinois State	Matthews	Carey	Anderson	Caron	Fischer	Swansen	Columbus	Evans	Burnham
Illinois State	Matthews	Columbus	Anderson	Caron	Fischer	Swansen	Evans	Carey	Burnham

# OVERALL RECORD: 9-4-1

**BIG: 0-0 | Home: 4-0 | Away: 3-3-1 | Neutral: 2-1**

Date	Opponent	W/L	Score	Overall	Big Ten	Pitcher of Record	Att.	Time
2/17	at San Diego	L	7-3	0-1	0-0	Olson, E. (0-1)	1097	3:02
2/18	at San Diego	L	5-3	0-2	0-0	Schanaman, S. (0-1)	1576	2:34
2/19	at San Diego	L	10-9	0-3	0-0	Garza, M. (0-1)	1074	3:09
2/20	at San Diego	T	16-16 (7 inn.)	0-3-1	0-0	--	906	3:20
2/24	at South Alabama	W	5-4	1-3-1	0-0	Olson, E. (1-1)	1441	2:53
2/25	at South Alabama	W	15-3	2-3-1	0-0	Kaminska, J. (1-0)	1640	2:58
2/26	at South Alabama	W	9-3	3-3-1	0-0	Garza, M. (1-0)	1409	2:31
3/3	vs. No. 7 Vanderbilt	W	5-3	4-3-1	0-0	Schanaman, S. (1-1)	1,647	2:11
3/4	vs. Hawaii	W	12-3	5-3-1	0-0	Kaminska, J. (2-0)	3,888	2:55
3/5	vs. No. 4 Ole Miss	L	14-5	5-4-1	0-0	Clark, C. (0-1)	2,035	3:01
3/7	Northern Colorado	W	12-1 (7 inn.)	6-4-1	0-0	Brockett, J. (1-0)	4,195	2:06
3/8	Northern Colorado	W	14-3 (7 inn.)	7-4-1	0-0	Clark, C. (1-1)	3,923	2:22
3/10	Illinois State	W	8-3	8-4-1	0-0	Olson, E. (2-1)	4,002	2:29
3/11	Illinois State	W	12-0	9-4-1	0-0	Kaminska, J. (3-0)	4,039	2:24

# OVERALL RECORD: 9-4-1

**BIG: 0-0 | Home: 4-0 | Away: 3-3-1 | Neutral: 2-1**

Player	avg	gp-gs	ab	r	h	2b	3b	hr	rbi	tb	slg%	bb	hp	so	gdp	ob%	sf	sh	sb-att	po	a	e	fld%	
Anderson, Max	.439	14-14	57	9	25	8	2	1	15	40	.702	6	2	7	2	.508	0	0	0-0	29	33	0	1.000	
Matthews, Brice	.404	14-14	52	17	21	6	0	4	17	39	.750	14	0	15	0	.522	1	0	7-9	17	31	4	.923	
Fischer, Charlie	.375	12-8	32	13	12	3	0	3	12	24	.750	6	1	12	0	.487	0	0	0-0	32	1	0	1.000	
Anglim, Garrett	.368	10-10	38	13	14	1	1	3	9	26	.684	2	3	13	0	.442	0	0	2-3	18	0	0	1.000	
Burnham, Casey	.333	11-11	33	12	11	5	0	0	6	16	.485	3	6	12	0	.476	0	1	2-2	28	0	0	1.000	
Swansen, Gabe	.323	10-9	31	12	10	2	0	3	9	21	.677	3	3	6	0	.432	0	0	0-1	14	1	0	1.000	
Caron, Josh	.321	13-13	53	11	17	4	0	3	9	30	.566	4	3	11	0	.393	1	0	1-1	77	9	0	1.000	
Carey, Dylan	.300	14-14	60	12	18	2	1	2	9	28	.467	2	3	16	0	.348	1	0	0-0	9	16	0	1.000	
Everitt, Griffin	.250	10-7	28	3	7	2	1	1	8	14	.500	3	1	7	1	.344	0	0	1-2	0	0	0	.000	
Columbus, Ben	.235	12-9	34	8	8	3	0	0	8	11	.324	7	2	11	0	.378	2	0	0-0	35	2	0	1.000	
Walsh, Will	.192	11-7	26	5	5	1	0	2	4	12	.462	3	2	8	0	.323	0	0	0-0	50	5	0	1.000	
-----																								
Evans, Cole	.556	10-5	18	6	10	3	0	2	8	19	1.056	4	0	4	0	.636	0	0	1-2	14	0	0	1.000	
Cervantes, Efrý	.286	7-3	14	2	4	0	0	1	2	7	.500	0	0	1	0	.286	0	0	0-0	11	1	0	1.000	
Mozley, Blake	.250	5-0	4	0	1	1	0	0	0	2	.500	0	0	1	0	.250	0	0	0-0	1	0	0	1.000	
Sartori, Luke	.182	10-2	11	5	2	0	0	0	1	2	.182	0	2	4	0	.308	0	0	2-2	9	0	0	1.000	
Jessen, Luke	.000	2-0	2	0	0	0	0	0	0	0	.000	0	0	0	0	.000	0	0	0-0	0	0	1	.000	
Young, Daniel	.000	1-0	1	0	0	0	0	0	0	0	.000	0	0	0	0	.000	0	0	0-0	0	0	0	.000	
Totals	.334	14	494	128	165	41	5	25	117	291	.589	57	28	128	3	.428	5	1	16-22	349	113	6	.987	
Opponents	.231	14	432	75	100	13	4	15	70	166	.384	50	26	101	3	.344	4	5	12-19	344	116	14	.970	

LOB - Team (113), Opp (93). DPs turned - Team (7), Opp (5). CI - Team (0), Opp (1). IBB - Team (4), Anderson, M. 2, Anglim, G. 1, Caron, J. 1, Opp (1). Picked off - Swansen, G. 1, Caron, J. 1.

## (All games Sorted by Earned run avg)

Player	era	w-l	app	gs	cg	sho	sv	ip	h	r	er	bb	so	2b	3b	hr	b/avg	wp	hp	bk	sfa	sha		
Brockett, Jackson	1.04	1-0	3	2	0	0/0	0	8.2	4	1	1	1	8	1	0	0	.133	3	0	0	0	0		
Garza, Michael	1.64	1-1	4	0	0	0/0	0	11.0	9	2	2	5	6	2	0	0	.220	1	0	1	0	1		
Kaminska, Jace	2.25	3-0	4	4	0	0/1	0	24.0	19	6	6	4	13	3	0	1	.211	0	2	0	0	0		
Olson, Emmett	3.97	2-1	4	4	0	0/0	0	22.2	15	12	10	8	23	1	1	6	.188	0	6	0	0	1		
Schanaman, Shay	5.56	1-1	5	0	0	0/0	1	11.1	5	7	7	7	15	0	0	0	.132	2	4	0	0	0		
Clark, Caleb	13.94	1-1	4	3	0	0/0	0	10.1	16	16	16	5	7	1	2	2	.356	0	5	0	0	0		
-----																								
Gutierrez, JC	0.00	0-0	3	0	0	0/1	0	2.2	2	0	0	2	3	0	0	0	.200	1	0	0	0	0		
Bunz, Jake	0.00	0-0	2	0	0	0/0	0	0.2	2	3	0	2	1	0	0	1	.667	0	0	0	0	0		
Novotny, Sam	0.00	0-0	1	0	0	0/0	0	0.1	0	0	0	0	0	0	0	0	.000	0	0	0	0	0		
Berggren, Austin	3.38	0-0	2	0	0	0/0	0	2.2	2	3	1	1	4	0	0	0	.222	0	0	0	1	1		
Ornelas, Mason	4.50	0-0	3	0	0	0/0	0	4.0	1	2	2	2	2	0	0	1	.091	0	1	0	1	0		
Perry, Kyle	5.79	0-0	3	0	0	0/0	1	4.2	2	4	3	2	3	1	1	0	.143	0	3	0	1	1		
Worthley, Jalen	6.75	0-0	4	0	0	0/1	0	4.0	3	3	3	3	5	0	0	0	.200	0	1	0	0	0		
Walsh, Will	6.75	0-0	2	0	0	0/0	0	1.1	2	2	1	0	2	0	0	2	.333	0	0	0	0	0		
Christo, Drew	7.36	0-0	3	1	0	0/0	0	3.2	4	5	3	4	4	0	0	0	.308	1	3	0	1	1		
Rizzo, Will	13.50	0-0	2	0	0	0/0	0	0.2	2	1	1	1	0	0	0	0	.500	1	0	0	0	0		
Sears, Brett	19.29	0-0	3	0	0	0/0	0	2.1	9	5	5	1	3	3	0	2	.563	0	0	0	0	0		
Hawkins, Corbin	20.25	0-0	2	0	0	0/0	0	1.1	3	3	3	2	2	1	0	0	.500	0	1	1	0	0		
Totals	4.95	9-4	14	14	0	1/1	2	116.1	100	75	64	50	101	13	4	15	.231	9	26	2	4	5		
Opponents	8.77	4-9	14	14	0	0/0	2	115.0	165	128	112	57	128	41	5	25	.334	19	28	4	5	1		

PB - Team (1), Caron, J. 1, Opp (1). Pickoffs - Team (0), Opp (2). SBA/ATT - Caron, J. (11-16), Kaminska, J. (2-4), Olson, E. (2-4), Garza, M. (3-3), Schanaman, S (3-3), Columbus, B. (1-2), Christo, D. (1-2), Hawkins, C. (0-1), Clark, C. (1-1), Perry, K. (0-1).

# HOME RECORD: 4-0

## BIG: 0-0

Player	avg	gp-gs	ab	r	h	2b	3b	hr	rbi	tb	slg%	bb	hp	so	gdp	ob%	sf	sh	sb-att	po	a	e	fld%
Evans, Cole	.818	3-3	11	4	9	3	0	2	7	18	1.636	1	0	1	0	.833	0	0	1-1	5	0	0	1.000
Walsh, Will	.667	3-1	3	1	2	0	0	1	2	5	1.667	1	0	1	0	.750	0	0	0-0	8	0	0	1.000
Fischer, Charlie	.571	4-4	14	8	8	2	0	1	7	13	.929	1	0	5	0	.600	0	0	0-0	22	0	0	1.000
Cervantes, Efry	.500	3-0	2	0	1	0	0	0	1	1	.500	0	0	1	0	.500	0	0	0-0	0	0	0	.000
Matthews, Brice	.462	4-4	13	6	6	1	0	2	5	13	1.000	4	0	0	0	.556	1	0	5-6	1	13	1	.933
Burnham, Casey	.429	3-3	7	2	3	1	0	0	5	4	.571	1	2	3	0	.600	0	0	2-2	3	0	0	1.000
Everitt, Griffin	.400	2-1	5	2	2	0	1	1	5	7	1.400	0	0	0	0	.400	0	0	1-2	0	0	0	.000
Swansen, Gabe	.357	4-4	14	7	5	0	0	2	4	11	.786	1	2	3	0	.471	0	0	0-0	5	0	0	1.000
Sartori, Luke	.333	4-1	3	2	1	0	0	0	0	1	.333	0	2	0	0	.600	0	0	2-2	3	0	0	1.000
Anderson, Max	.313	4-4	16	4	5	3	1	0	4	10	.625	1	1	2	0	.389	0	0	0-0	8	9	0	1.000
Caron, Josh	.273	3-3	11	4	3	1	0	0	1	4	.364	1	1	5	0	.385	0	0	0-0	19	2	0	1.000
Columbus, Ben	.250	4-4	12	4	3	1	0	0	3	4	.333	4	0	3	0	.412	1	0	0-0	19	1	0	1.000
Carey, Dylan	.125	4-4	16	2	2	0	1	0	0	4	.250	0	1	7	0	.176	0	0	0-0	2	3	0	1.000
Jessen, Luke	.000	1-0	1	0	0	0	0	0	0	0	.000	0	0	0	0	.000	0	0	0-0	0	0	0	.000
Mozley, Blake	.000	2-0	1	0	0	0	0	0	0	0	.000	0	0	0	0	.000	0	0	0-0	1	0	0	1.000
Totals	.388	4	129	46	50	12	3	9	44	95	.736	15	9	31	0	.477	2	0	11-13	96	33	1	.992
Opponents	.167	4	114	7	19	1	0	2	6	26	.228	10	3	39	0	.250	1	0	4-5	83	22	2	.981

LOB - Team (26), Opp (25). CI - Team (0), Opp (1).

### (Home games Sorted by Earned run avg)

Player	era	w-l	app	gs	cg	sho	sv	ip	h	r	er	bb	so	2b	3b	hr	b/avg	wp	hp	bk	sfa	sha
Kaminska, Jace	0.00	1-0	1	1	0	0/1	0	7.0	3	0	0	1	2	0	0	0	.125	0	0	0	0	0
Brockett, Jackson	0.00	1-0	1	1	0	0/0	0	4.0	2	0	0	0	5	1	0	0	.143	1	0	0	0	0
Clark, Caleb	0.00	1-0	1	0	0	0/0	0	2.1	1	0	0	0	4	0	0	0	.125	0	0	0	0	0
Ornelas, Mason	0.00	0-0	1	0	0	0/0	0	2.0	0	0	0	0	2	0	0	0	.000	0	0	0	0	0
Sears, Brett	0.00	0-0	1	0	0	0/0	0	1.0	2	0	0	0	2	0	0	0	.400	0	0	0	0	0
Worthley, Jalen	0.00	0-0	1	0	0	0/1	0	1.0	1	0	0	1	3	0	0	0	.250	0	0	0	0	0
Gutierrez, JC	0.00	0-0	1	0	0	0/1	0	1.0	0	0	0	2	1	0	0	0	.000	0	0	0	0	0
Olson, Emmett	3.00	1-0	1	1	0	0/0	0	6.0	4	2	2	2	8	0	0	1	.182	0	2	0	0	0
Schanaman, Shay	3.00	0-0	1	0	0	0/0	1	3.0	1	1	1	1	5	0	0	0	.100	0	0	0	0	0
Berggren, Austin	4.50	0-0	1	0	0	0/0	0	2.0	1	1	1	1	4	0	0	0	.143	0	0	0	0	0
Walsh, Will	9.00	0-0	1	0	0	0/0	0	1.0	1	1	1	0	2	0	0	1	.250	0	0	0	0	0
Christo, Drew	10.80	0-0	1	1	0	0/0	0	1.2	3	2	2	2	1	0	0	0	.429	1	1	0	1	0
Totals	1.97	4-0	4	4	0	1/1	1	32.0	19	7	7	10	39	1	0	2	.167	2	3	0	1	0
Opponents	13.50	0-4	4	4	0	0/0	0	28.0	50	46	42	15	31	12	3	9	.388	9	9	0	2	0

SBA/ATT - Caron, J. (3-4), Olson, E. (2-2), Schanaman, S (1-1), Kaminska, J. (0-1), Christo, D. (1-1), Columbus, B. (1-1).

# ROAD/NEUTRAL RECORD: 5-4-1

**BIG: 0-0 | Away: 3-3-1 | Neutral: 2-1**

Player	avg	gp-gs	ab	r	h	2b	3b	hr	rbi	tb	slg%	bb	hp	so	gdp	ob%	sf	sh	sb-att	po	a	e	fld%
Anderson, Max	.488	10-10	41	5	20	5	1	1	11	30	.732	5	1	5	2	.553	0	0	0-0	21	24	0	1.000
Matthews, Brice	.385	10-10	39	11	15	5	0	2	12	26	.667	10	0	15	0	.510	0	0	2-3	16	18	3	.919
Anglim, Garrett	.368	10-10	38	13	14	1	1	3	9	26	.684	2	3	13	0	.442	0	0	2-3	18	0	0	1.000
Carey, Dylan	.364	10-10	44	10	16	2	0	2	9	24	.545	2	2	9	0	.408	1	0	0-0	7	13	0	1.000
Caron, Josh	.333	10-10	42	7	14	3	0	3	8	26	.619	3	2	6	0	.396	1	0	1-1	58	7	0	1.000
Mozley, Blake	.333	3-0	3	0	1	1	0	0	0	2	.667	0	0	1	0	.333	0	0	0-0	0	0	0	1.000
Burnham, Casey	.308	8-8	26	10	8	4	0	0	1	12	.462	2	4	9	0	.438	0	1	0-0	25	0	0	1.000
Swansen, Gabe	.294	6-5	17	5	5	2	0	1	5	10	.588	2	1	3	0	.400	0	0	0-1	9	1	0	1.000
Cervantes, Efray	.250	4-3	12	2	3	0	0	1	1	6	.500	0	0	0	0	.250	0	0	0-0	11	1	0	1.000
Columbus, Ben	.227	8-5	22	4	5	2	0	0	5	7	.318	3	2	8	0	.357	1	0	0-0	16	1	0	1.000
Fischer, Charlie	.222	8-4	18	5	4	1	0	2	5	11	.611	5	1	7	0	.417	0	0	0-0	10	1	0	1.000
Everitt, Griffin	.217	8-6	23	1	5	2	0	0	3	7	.304	3	1	7	1	.333	0	0	0-0	0	0	0	.000
Evans, Cole	.143	7-2	7	2	1	0	0	0	1	1	.143	3	0	3	0	.400	0	0	0-1	9	0	0	1.000
Walsh, Will	.130	8-6	23	4	3	1	0	1	2	7	.304	2	2	7	0	.259	0	0	0-0	42	5	0	1.000
Sartori, Luke	.125	6-1	8	3	1	0	0	0	1	1	.125	0	0	4	0	.125	0	0	0-0	6	0	0	1.000
Young, Daniel	.000	1-0	1	0	0	0	0	0	0	0	.000	0	0	0	0	.000	0	0	0-0	0	0	0	.000
Jessen, Luke	.000	1-0	1	0	0	0	0	0	0	0	.000	0	0	0	0	.000	0	0	0-0	0	0	1	.000
Totals	.315	10	365	82	115	29	2	16	73	196	.537	42	19	97	3	.410	3	1	5-9	253	80	5	.985
Opponents	.255	10	318	68	81	12	4	13	64	140	.440	40	23	62	3	.375	3	5	8-14	261	94	12	.967

LOB - Team (87), Opp (68). DPs turned - Team (7), Opp (5). IBB - Team (4), Anderson, M. 2, Anglim, G. 1, Caron, J. 1, Opp (1). Picked off - Swansen, G. 1, Caron, J. 1.

## ( Sorted by Earned run avg )

Player	era	w-l	app	gs	cg	sho	sv	ip	h	r	er	bb	so	2b	3b	hr	b/avg	wp	hp	bk	sfa	sha
Gutierrez, JC	0.00	0-0	2	0	0	0/0	0	1.2	2	0	0	0	2	0	0	0	.286	1	0	0	0	0
Bunz, Jake	0.00	0-0	2	0	0	0/0	0	0.2	2	3	0	2	1	0	0	1	.667	0	0	0	0	0
Berggren, Austin	0.00	0-0	1	0	0	0/0	0	0.2	1	2	0	0	0	0	0	0	.500	0	0	0	1	1
Walsh, Will	0.00	0-0	1	0	0	0/0	0	0.1	1	1	0	0	0	0	0	1	.500	0	0	0	0	0
Novotny, Sam	0.00	0-0	1	0	0	0/0	0	0.1	0	0	0	0	0	0	0	0	.000	0	0	0	0	0
Garza, Michael	1.64	1-1	4	0	0	0/0	0	11.0	9	2	2	5	6	2	0	0	.220	1	0	1	0	1
Brockett, Jackson	1.93	0-0	2	1	0	0/0	0	4.2	2	1	1	1	3	0	0	0	.125	2	0	0	0	0
Kaminska, Jace	3.18	2-0	3	3	0	0/0	0	17.0	16	6	6	3	11	3	0	1	.242	0	2	0	0	0
Olson, Emmett	4.32	1-1	3	3	0	0/0	0	16.2	11	10	8	6	15	1	1	5	.190	0	4	0	0	1
Christo, Drew	4.50	0-0	2	0	0	0/0	0	2.0	1	3	1	2	3	0	0	0	.167	0	2	0	0	1
Perry, Kyle	5.79	0-0	3	0	0	0/0	1	4.2	2	4	3	2	3	1	1	0	.143	0	3	0	1	1
Schanaman, Shay	6.48	1-1	4	0	0	0/0	0	8.1	4	6	6	6	10	0	0	0	.143	2	4	0	0	0
Worthley, Jalen	9.00	0-0	3	0	0	0/0	0	3.0	2	3	3	2	2	0	0	0	.182	0	1	0	0	0
Ornelas, Mason	9.00	0-0	2	0	0	0/0	0	2.0	1	2	2	2	0	0	0	1	.200	0	1	0	1	0
Rizzo, Will	13.50	0-0	2	0	0	0/0	0	0.2	2	1	1	1	0	0	0	0	.500	1	0	0	0	0
Clark, Caleb	18.00	0-1	3	3	0	0/0	0	8.0	15	16	16	5	3	1	2	2	.405	0	5	0	0	0
Hawkins, Corbin	20.25	0-0	2	0	0	0/0	0	1.1	3	3	3	2	2	1	0	0	.500	0	1	1	0	0
Sears, Brett	33.75	0-0	2	0	0	0/0	0	1.1	7	5	5	1	1	3	0	2	.636	0	0	0	0	0
Totals	6.08	5-4	10	10	0	0/0	1	84.1	81	68	57	40	62	12	4	13	.255	7	23	2	3	5
Opponents	7.24	4-5	10	10	0	0/0	2	87.0	115	82	70	42	97	29	2	16	.315	10	19	4	3	1

PB - Team (1), Caron, J. 1, Opp (1). Pickoffs - Team (0), Opp (2). SBA/ATT - Caron, J. (8-12), Kaminska, J. (2-3), Garza, M. (3-3), Schanaman, S (2-2), Olson, E. (0-2), Perry, K. (0-1), Hawkins, C. (0-1), Clark, C. (1-1), Columbus, B. (0-1), Christo, D. (0-1).

# VS. ILLINOIS STATE: 2-0

**BIG: 0-0 | Home: 2-0 | Away: 0-0 | Neutral: 0-0**

Player	avg	gp-gs	ab	r	h	2b	3b	hr	rbi	tb	slg%	bb	hp	so	gdp	ob%	sf	sh	sb-att	po	a	e	fld%
Everitt, Griffin	1.000	1-0	1	1	1	0	1	0	1	3	3.000	0	0	0	0	1.000	0	0	0-0	0	0	0	.000
Evans, Cole	.857	2-2	7	2	6	2	0	0	4	8	1.143	1	0	1	0	.875	0	0	1-1	3	0	0	1.000
Burnham, Casey	.500	2-2	6	1	3	1	0	0	5	4	.667	1	0	2	0	.571	0	0	1-1	2	0	0	1.000
Fischer, Charlie	.500	2-2	6	3	3	0	0	0	1	3	.500	1	0	2	0	.571	0	0	0-0	14	0	0	1.000
Cervantes, Efry	.500	2-0	2	0	1	0	0	0	1	1	.500	0	0	1	0	.500	0	0	0-0	0	0	0	.000
Matthews, Brice	.429	2-2	7	4	3	0	0	1	3	6	.857	2	0	0	0	.500	1	0	3-4	1	8	1	.900
Swansen, Gabe	.286	2-2	7	3	2	0	0	0	1	2	.286	0	2	3	0	.444	0	0	0-0	4	0	0	1.000
Anderson, Max	.200	2-2	10	1	2	1	1	0	2	5	.500	0	0	0	0	.200	0	0	0-0	4	7	0	1.000
Columbus, Ben	.167	2-2	6	2	1	0	0	0	1	1	.167	2	0	2	0	.333	1	0	0-0	0	0	0	.000
Caron, Josh	.143	2-2	7	2	1	1	0	0	1	2	.286	1	1	4	0	.333	0	0	0-0	19	2	0	1.000
Carey, Dylan	.000	2-2	7	0	0	0	0	0	0	0	.000	0	1	4	0	.125	0	0	0-0	2	1	0	1.000
Jessen, Luke	.000	1-0	1	0	0	0	0	0	0	0	.000	0	0	0	0	.000	0	0	0-0	0	0	0	.000
Mozley, Blake	.000	1-0	0	0	0	0	0	0	0	0	.000	0	0	0	0	.000	0	0	0-0	0	0	0	.000
Walsh, Will	.000	2-0	0	0	0	0	0	0	0	0	.000	0	0	0	0	.000	0	0	0-0	4	0	0	1.000
Sartori, Luke	.000	2-0	0	1	0	0	0	0	0	0	.000	0	0	0	0	.000	0	0	1-1	1	0	0	1.000
Totals	.343	2	67	20	23	5	2	1	20	35	.522	8	4	19	0	.432	2	0	6-7	54	20	1	.987
Opponents	.143	2	63	3	9	0	0	1	3	12	.190	7	2	19	0	.250	0	0	3-4	47	13	0	1.000

LOB - Team (13), Opp (15).

## (All games vs Illinois State Sorted by Earned run avg)

Player	era	w-l	app	gs	cg	sho	sv	ip	h	r	er	bb	so	2b	3b	hr	b/avg	wp	hp	bk	sfa	sha
Kaminska, Jace	0.00	1-0	1	1	0	0/1	0	7.0	3	0	0	1	2	0	0	0	.125	0	0	0	0	0
Gutierrez, JC	0.00	0-0	1	0	0	0/1	0	1.0	0	0	0	2	1	0	0	0	.000	0	0	0	0	0
Worthley, Jalen	0.00	0-0	1	0	0	0/1	0	1.0	1	0	0	1	3	0	0	0	.250	0	0	0	0	0
Olson, Emmett	3.00	1-0	1	1	0	0/0	0	6.0	4	2	2	2	8	0	0	1	.182	0	2	0	0	0
Schanaman, Shay	3.00	0-0	1	0	0	0/0	1	3.0	1	1	1	1	5	0	0	0	.100	0	0	0	0	0
Totals	1.50	2-0	2	2	0	1/1	1	18.0	9	3	3	7	19	0	0	1	.143	0	2	0	0	0
Opponents	11.25	0-2	2	2	0	0/0	0	16.0	23	20	20	8	19	5	2	1	.343	2	4	0	2	0

SBA/ATT - Caron, J. (3-4), Olson, E. (2-2), Schanaman, S (1-1), Kaminska, J. (0-1).

## LAST FIVE GAMES: 4-1

**BIG: 0-0 | Home: 4-0 | Away: 0-0 | Neutral: 0-1**

Player	avg	gp-gs	ab	r	h	2b	3b	hr	rbi	tb	slg%	bb	hp	so	gdp	ob%	sf	sh	sb-att	po	a	e	fld%
Evans, Cole	.750	4-3	12	4	9	3	0	2	7	18	1.500	1	0	1	0	.769	0	0	1-1	5	0	0	1.000
Walsh, Will	.667	3-1	3	1	2	0	0	1	2	5	1.667	1	0	1	0	.750	0	0	0-0	8	0	0	1.000
Matthews, Brice	.563	5-5	16	9	9	1	0	3	7	19	1.188	5	0	0	0	.636	1	0	5-6	1	16	1	.944
Fischer, Charlie	.500	5-4	16	8	8	2	0	1	7	13	.813	1	0	5	0	.529	0	0	0-0	22	0	0	1.000
Burnham, Casey	.400	4-4	10	3	4	1	0	0	5	5	.500	1	2	5	0	.538	0	0	2-2	7	0	0	1.000
Cervantes, Efray	.333	4-1	6	1	2	0	0	1	2	5	.833	0	0	1	0	.333	0	0	0-0	6	1	0	1.000
Anderson, Max	.316	5-5	19	4	6	4	1	0	5	12	.632	2	1	2	0	.409	0	0	0-0	9	10	0	1.000
Swansen, Gabe	.294	5-5	17	7	5	0	0	2	4	11	.647	1	2	4	0	.400	0	0	0-0	6	0	0	1.000
Caron, Josh	.267	4-4	15	4	4	1	0	0	1	5	.333	1	1	6	0	.353	0	0	0-0	26	2	0	1.000
Everitt, Griffin	.250	3-2	8	2	2	0	1	1	5	7	.875	0	0	1	1	.250	0	0	1-2	0	0	0	.000
Sartori, Luke	.250	5-1	4	2	1	0	0	0	0	1	.250	0	2	0	0	.500	0	0	2-2	3	0	0	1.000
Columbus, Ben	.231	5-4	13	4	3	1	0	0	3	4	.308	4	0	4	0	.389	1	0	0-0	19	1	0	1.000
Carey, Dylan	.158	5-5	19	2	3	0	1	0	1	5	.263	0	2	7	0	.238	0	0	0-0	5	4	0	1.000
Anglim, Garrett	.000	1-1	2	0	0	0	0	0	0	0	.000	0	0	1	0	.000	0	0	0-0	2	0	0	1.000
Mozley, Blake	.000	2-0	1	0	0	0	0	0	0	0	.000	0	0	0	0	.000	0	0	0-0	1	0	0	1.000
Jessen, Luke	.000	1-0	1	0	0	0	0	0	0	0	.000	0	0	0	0	.000	0	0	0-0	0	0	0	.000
Totals	.358	5	162	51	58	13	3	11	49	110	.679	17	10	38	1	.445	2	0	11-13	120	40	1	.994
Opponents	.217	5	152	21	33	3	2	2	19	46	.303	18	7	45	0	.326	1	0	6-7	110	33	2	.986

LOB - Team (30), Opp (37). DPs turned - Team (0), Opp (2). CI - Team (0), Opp (1). IBB - Team (0), Opp (1).

### ( Sorted by Earned run avg )

Player	era	w-l	app	gs	cg	sho	sv	ip	h	r	er	bb	so	2b	3b	hr	b/avg	wp	hp	bks	sfa	sha
Kaminska, Jace	0.00	1-0	1	1	0	0/1	0	7.0	3	0	0	1	2	0	0	0	.125	0	0	0	0	0
Brockett, Jackson	0.00	1-0	1	1	0	0/0	0	4.0	2	0	0	0	5	1	0	0	.143	1	0	0	0	0
Garza, Michael	0.00	0-0	1	0	0	0/0	0	3.1	4	0	0	3	1	2	0	0	.286	0	0	0	0	0
Ornelas, Mason	0.00	0-0	1	0	0	0/0	0	2.0	0	0	0	0	2	0	0	0	.000	0	0	0	0	0
Gutierrez, JC	0.00	0-0	2	0	0	0/1	0	1.2	1	0	0	2	3	0	0	0	.167	0	0	0	0	0
Sears, Brett	0.00	0-0	1	0	0	0/0	0	1.0	2	0	0	0	2	0	0	0	.400	0	0	0	0	0
Olson, Emmett	3.00	1-0	1	1	0	0/0	0	6.0	4	2	2	2	8	0	0	1	.182	0	2	0	0	0
Schanaman, Shay	3.00	0-0	1	0	0	0/0	1	3.0	1	1	1	1	5	0	0	0	.100	0	0	0	0	0
Perry, Kyle	4.50	0-0	1	0	0	0/0	0	2.0	1	2	1	1	2	0	1	0	.143	0	2	0	0	0
Berggren, Austin	4.50	0-0	1	0	0	0/0	0	2.0	1	1	1	1	4	0	0	0	.143	0	0	0	0	0
Walsh, Will	9.00	0-0	1	0	0	0/0	0	1.0	1	1	1	0	2	0	0	1	.250	0	0	0	0	0
Christo, Drew	10.80	0-0	1	1	0	0/0	0	1.2	3	2	2	2	1	0	0	0	.429	1	1	0	1	0
Worthley, Jalen	13.50	0-0	2	0	0	0/1	0	2.0	3	3	3	3	3	0	0	0	.333	0	0	0	0	0
Clark, Caleb	24.00	1-1	2	1	0	0/0	0	3.0	6	8	8	1	5	0	1	0	.400	0	2	0	0	0
Rizzo, Will	27.00	0-0	1	0	0	0/0	0	0.1	1	1	1	1	0	0	0	0	.500	0	0	0	0	0
Totals	4.50	4-1	5	5	0	1/1	1	40.0	33	21	20	18	45	3	2	2	.217	2	7	0	1	0
Opponents	11.43	1-4	5	5	0	0/0	0	37.0	58	51	47	17	38	13	3	11	.358	10	10	0	2	0

PB - Team (1), Caron, J. 1. SBA/ATT - Caron, J. (5-6), Olson, E. (2-2), Garza, M. (2-2), Christo, D. (1-1), Schanaman, S (1-1), Columbus, B. (1-1), Kaminska, J. (0-1).

## LAST 10 GAMES RECORD: 9-1

### BIG: 0-0 | Home: 4-0 | Away: 3-0 | Neutral: 2-1

Player	avg	gp-gs	ab	r	h	2b	3b	hr	rbi	tb	slg%	bb	hp	so	gdp	ob%	sf	sh	sb-att	po	a	e	fld%
Evans, Cole	.667	8-4	15	5	10	3	0	2	8	19	1.267	2	0	2	0	.706	0	0	1-1	12	0	0	1.000
Anderson, Max	.475	10-10	40	6	19	7	2	0	10	30	.750	5	1	4	2	.543	0	0	0-0	20	28	0	1.000
Matthews, Brice	.459	10-10	37	13	17	4	0	4	13	33	.892	9	0	7	0	.553	1	0	6-8	9	26	3	.921
Fischer, Charlie	.429	9-5	21	10	9	2	0	2	8	17	.810	3	1	8	0	.520	0	0	0-0	27	0	0	1.000
Burnham, Casey	.421	7-7	19	9	8	5	0	0	6	13	.684	3	4	8	0	.577	0	1	2-2	19	0	0	1.000
Anglim, Garrett	.364	6-6	22	10	8	1	0	3	5	18	.818	2	2	6	0	.462	0	0	2-2	11	0	0	1.000
Swansen, Gabe	.333	9-9	30	12	10	2	0	3	9	21	.700	3	3	5	0	.444	0	0	0-1	14	1	0	1.000
Caron, Josh	.324	9-9	37	7	12	3	0	2	6	21	.568	2	2	10	0	.381	1	0	0-0	59	5	0	1.000
Everitt, Griffin	.286	7-5	21	3	6	2	1	1	6	13	.619	1	0	5	1	.318	0	0	1-2	0	0	0	.000
Walsh, Will	.267	8-4	15	5	4	1	0	2	4	11	.733	3	0	5	0	.389	0	0	0-0	30	1	0	1.000
Mozley, Blake	.250	5-0	4	0	1	1	0	0	0	2	.500	0	0	1	0	.250	0	0	0-0	1	0	0	1.000
Carey, Dylan	.233	10-10	43	7	10	0	1	0	5	12	.279	1	3	10	0	.292	1	0	0-0	7	10	0	1.000
Cervantes, Efray	.200	6-2	10	1	2	0	0	1	2	5	.500	0	0	1	0	.200	0	0	0-0	9	1	0	1.000
Columbus, Ben	.185	10-7	27	6	5	2	0	0	6	7	.259	5	2	9	0	.343	1	0	0-0	28	1	0	1.000
Sartori, Luke	.111	8-2	9	3	1	0	0	0	1	1	.111	0	2	3	0	.273	0	0	2-2	8	0	0	1.000
Jessen, Luke	.000	2-0	2	0	0	0	0	0	0	0	.000	0	0	0	0	.000	0	0	0-0	0	0	1	.000
Young, Daniel	.000	1-0	1	0	0	0	0	0	0	0	.000	0	0	0	0	.000	0	0	0-0	0	0	0	.000
Totals	.346	10	353	97	122	33	4	20	89	223	.632	39	20	84	3	.435	4	1	14-18	255	85	4	.988
Opponents	.215	10	316	37	68	9	3	9	34	110	.348	30	16	78	2	.314	1	2	8-11	242	82	10	.970

LOB - Team (78), Opp (73). DPs turned - Team (3), Opp (4). CI - Team (0), Opp (1). IBB - Team (4), Anderson, M. 2, Caron, J. 1, Anglim, G. 1, Opp (1). Picked off - Swansen, G. 1, Caron, J. 1.

### ( Sorted by Earned run avg )

Player	era	w-l	app	gs	cg	sho	sv	ip	h	r	er	bb	so	2b	3b	hr	b/avg	wp	hp	bk	sfa	sha
Garza, Michael	0.00	1-0	2	0	0	0/0	0	9.1	5	0	0	4	4	2	0	0	.156	0	0	0	0	1
Brockett, Jackson	0.00	1-0	2	1	0	0/0	0	6.2	3	0	0	0	6	1	0	0	.130	1	0	0	0	0
Gutierrez, JC	0.00	0-0	3	0	0	0/1	0	2.2	2	0	0	2	3	0	0	0	.200	1	0	0	0	0
Ornelas, Mason	0.00	0-0	1	0	0	0/0	0	2.0	0	0	0	0	2	0	0	0	.000	0	0	0	0	0
Bunz, Jake	0.00	0-0	1	0	0	0/0	0	0.2	1	0	0	0	1	0	0	0	.500	0	0	0	0	0
Schanaman, Shay	1.08	1-0	3	0	0	0/0	1	8.1	2	1	1	3	12	0	0	0	.074	1	2	0	0	0
Kaminska, Jace	1.47	3-0	3	3	0	0/1	0	18.1	14	3	3	3	9	3	0	0	.206	0	1	0	0	0
Perry, Kyle	3.00	0-0	2	0	0	0/0	1	3.0	1	2	1	1	2	0	1	0	.111	0	3	0	0	1
Olson, Emmett	3.63	2-0	3	3	0	0/0	0	17.1	10	9	7	7	18	0	0	5	.164	0	5	0	0	0
Berggren, Austin	4.50	0-0	1	0	0	0/0	0	2.0	1	1	1	1	4	0	0	0	.143	0	0	0	0	0
Christo, Drew	6.75	0-0	2	1	0	0/0	0	2.2	4	2	2	2	3	0	0	0	.364	1	2	0	1	0
Walsh, Will	9.00	0-0	1	0	0	0/0	0	1.0	1	1	1	0	2	0	0	1	.250	0	0	0	0	0
Worthley, Jalen	11.57	0-0	3	0	0	0/1	0	2.1	3	3	3	3	3	0	0	0	.300	0	1	0	0	0
Sears, Brett	11.57	0-0	2	0	0	0/0	0	2.1	7	3	3	0	3	2	0	2	.500	0	0	0	0	0
Clark, Caleb	16.50	1-1	3	2	0	0/0	0	6.0	13	11	11	3	6	1	2	1	.433	0	2	0	0	0
Rizzo, Will	27.00	0-0	1	0	0	0/0	0	0.1	1	1	1	1	0	0	0	0	.500	0	0	0	0	0
Totals	3.60	9-1	10	10	0	1/1	2	85.0	68	37	34	30	78	9	3	9	.215	4	16	0	1	2
Opponents	9.44	1-9	10	10	0	0/0	0	81.0	122	97	85	39	84	33	4	20	.346	14	20	4	4	1

PB - Team (1), Caron, J. 1, Opp (1). Pickoffs - Team (0), Opp (2). SBA/ATT - Caron, J. (7-10), Olson, E. (2-3), Garza, M. (2-2), Schanaman, S (2-2), Kaminska, J. (0-2), Christo, D. (1-1), Clark, C. (1-1), Columbus, B. (1-1).



### NEBRASKA GAME-BY-GAME HITTING

Date	Opponent	ab	r	h	rbi	2b	3b	hr	tb	bb	ibb	sb	cs	hbp	sac	sf	gdp	k	po	a	e	lob	avg
Feb 17	at San Diego	32	3	5	3	1	0	0	6	7	0	0	0	2	0	0	0	9	24	10	0	11	.156
Feb 18	at San Diego	37	3	11	3	1	0	1	15	1	0	1	1	0	0	0	0	12	24	8	1	8	.232
Feb 19	at San Diego	34	9	10	9	2	0	2	18	3	0	1	0	5	0	1	0	12	25	5	0	7	.252
Feb 20	at San Diego	38	16	17	13	4	1	2	29	7	0	0	1	1	0	0	0	11	21	5	1	9	.305
Feb 24	at South Alabama	32	5	6	5	2	0	1	11	6	2	0	0	5	1	0	0	9	27	10	1	12	.283
Feb 25	at South Alabama	42	15	14	12	3	0	2	23	4	0	1	2	3	0	1	1	10	27	5	2	8	.293
Feb 26	at South Alabama	39	9	13	8	3	0	4	28	3	0	0	0	0	0	1	0	10	27	15	0	7	.299
Mar 03	vs Vanderbilt	35	5	13	4	8	0	1	24	2	0	1	0	1	0	0	0	10	27	9	0	9	.308
Mar 04	vs Hawaii	43	12	18	11	4	1	1	27	7	2	1	0	1	0	0	1	7	27	6	0	12	.322
Mar 05	vs Ole Miss	33	5	8	5	1	0	2	15	2	0	0	0	1	0	0	1	7	24	7	0	4	.315
Mar 07	NORTHERN COLO	31	12	13	11	4	1	3	28	4	0	2	0	3	0	0	0	7	21	6	0	9	.323
Mar 08	NORTHERN COLO	31	14	14	13	3	0	5	32	3	0	3	1	2	0	0	0	5	21	7	0	4	.333
Mar 10	ILLINOIS STATE	35	8	13	8	3	1	1	21	3	0	3	1	1	0	0	0	11	27	10	0	7	.335
Mar 11	ILLINOIS STATE	32	12	10	12	2	1	0	14	5	0	3	0	3	0	2	0	8	27	10	1	6	.334
Totals		494	128	165	117	41	5	25	291	57	4	16	6	28	1	5	3	128	349	113	6	113	.334

### NEBRASKA GAME-BY-GAME PITCHING

Date	Opponent	ip	h	r	er	bb	so	2b	3b	hr	wp	bk	hbp	dp	ibb	score	w-l	sv	era
Feb 17	at San Diego	8.0	10	7	7	4	8	2	1	1	2	0	1	0	0	3-7	0-1	0	7.88
Feb 18	at San Diego	8.0	6	5	5	4	5	0	0	1	1	0	2	1	0	3-5	0-2	0	6.75
Feb 19	at San Diego	8.1	9	10	10	4	5	2	0	1	0	2	4	2	0	9-10	0-3	0	8.14
Feb 20	at San Diego	7.0	7	16	8	8	5	0	0	3	2	0	3	1	0	16-16	0-3	0	8.62
Feb 24	at South Alabama	9.0	2	4	2	4	9	0	0	1	1	0	6	1	0	5-4	1-3	1	7.14
Feb 25	at South Alabama	9.0	9	3	3	1	5	2	0	0	1	0	0	0	0	15-3	2-3	1	6.39
Feb 26	at South Alabama	9.0	8	3	3	3	4	1	1	1	0	0	0	1	0	9-3	3-3	1	5.86
Mar 03	vs Vanderbilt	9.0	5	3	3	3	8	0	0	3	0	0	1	1	0	5-3	4-3	1	5.48
Mar 04	vs Hawaii	9.0	11	3	3	1	7	3	0	2	0	0	2	0	0	12-3	5-3	1	5.19
Mar 05	vs Ole Miss	8.0	14	14	13	8	6	2	2	0	0	0	4	0	1	5-14	5-4	1	6.08
Mar 07	NORTHERN COLO	7.0	5	1	1	1	11	1	0	0	1	0	0	0	0	12-1	6-4	1	5.72
Mar 08	NORTHERN COLO	7.0	5	3	3	2	9	0	0	1	1	0	1	0	0	14-3	7-4	1	5.58
Mar 10	ILLINOIS STATE	9.0	5	3	3	3	13	0	0	1	0	0	2	0	0	8-3	8-4	2	5.37
Mar 11	ILLINOIS STATE	9.0	4	0	0	4	6	0	0	0	0	0	0	0	0	12-0	9-4	2	4.95
Totals		116.1	100	75	64	50	101	13	4	15	9	2	26	7	1	128-75	9-4	2	4.95

### TEAM BATTING

Category	Number	Game
At-Bats	43	vs. Hawaii, 3/4/23
Runs Scored	16	at San Diego, 2/20/23
Hits	18	vs. Hawaii, 3/4/23
Runs Batted In	13	at San Diego, 2/20/23
	13	vs. No. Colorado, 3/8/23
Doubles	8	vs. Vanderbilt, 3/3/23
Triples	1	Five Times
Home Runs	5	vs. No. Colorado, 3/8/23
Total Bases	32	vs. No. Colorado, 3/8/23
Walks	7	Three Times
Strikeouts	12	at San Diego, 2/18/23
	12	at San Diego, 2/19/23
Sacrifice Hits	1	at South Alabama, 2/24/23
Stolen Bases	3	vs. No. Colorado, 3/8/23
	3	vs. Illinois State, 3/10/23
	3	vs. Illinois State, 3/11/23
Hit by Pitch	5	at San Diego, 2/19/23
	5	at South Alabama, 2/24/23

### TEAM FIELDING

Category	Number	Game
Putouts	27	Seven Times
Assists	15	at South Alabama, 2/26/23
Errors	2	at South Alabama, 2/25/23
Passed Balls	1	vs. Ole Miss, 3/5/23
Double Plays Turned	2	at San Diego, 2/19/23

### TEAM PITCHING

Category	Number	Game
Innings Pitched	9.0	Seven Times
Runs Allowed	16	at San Diego, 2/20/23
Earned Runs	13	vs. Ole Miss, 3/5/23
Walks Allowed	8	at San Diego, 2/20/23
	8	vs. Ole Miss, 3/5/23
Strikeouts	13	vs. Illinois State, 3/10/23
Hits Allowed	14	vs. Ole Miss, 3/5/23
Doubles Allowed	3	vs. Hawaii, 3/4/23
Triples Allowed	2	vs. Ole Miss, 3/5/23
Home Runs Allowed	3	at San Diego, 2/20/23
	3	vs. Vanderbilt, 3/3/23
Wild Pitches	2	at San Diego, 2/17/23
	2	at San Diego, 2/20/23
Hit Batters	6	at South Alabama, 2/24/23

### INDIVIDUAL BATTING

Category	Number	Game
At-Bats	6	J. Caron at USA, 2/25/23
	6	D. Carey vs. Hawaii, 3/4/23
Runs Scored	3	11 Times
Hits	4	D. Carey vs. Hawaii, 3/4/23
	4	C. Evans vs. Illinois State, 3/11/23
Runs Batted In	5	J. Caron at USA, 2/26/23
Doubles	3	C. Burnham vs. Vanderbilt, 3/3/23
Triples	1	Five Times
Home Runs	2	J. Caron at USA, 2/26/23
	2	C. Evans vs. No. Colorado, 3/8/23
Total Bases	10	C. Evans vs. No. Colorado, 3/8/23
Walks	2	10 Times
Strikeouts	3	Six Times
Sacrifice Hits	1	C. Burnham at USA, 2/24/23
Stolen Bases	2	B. Matthews vs. Illinois State, 3/10/23
Hit by Pitch	2	W. Walsh at San Diego, 2/19/23
	2	C. Burnham vs. No. Colorado, 3/7/23
	2	L. Sartori vs. No. Colorado, 3/8/23

### INDIVIDUAL FIELDING

Category	Number	Game
Putouts	12	J. Caron vs. Illinois State, 3/10/23
Assists	5	Three Times
Errors	1	Six Times
Passed Balls	1	J. Caron vs. Ole Miss, 3/5/23

### INDIVIDUAL PITCHING

Category	Number	Game
Innings Pitched	7.0	J. Kaminska vs. Illinois State, 3/11/23
Runs Allowed	8	C. Clark vs. Ole Miss, 3/5/23
Earned Runs	8	C. Clark vs. Ole Miss, 3/5/23
Walks Allowed	3	E. Olson vs. Vanderbilt, 3/3/23
	3	M. Garza vs. Ole Miss, 3/5/23
Strikeouts	8	E. Olson vs. Illinois State, 3/10/23
Hits Allowed	7	J. Kaminska at USA, 2/25/23
	7	C. Clark at USA, 2/26/23
Doubles Allowed	2	J. Kaminska at USA, 2/25/23
	2	B. Sears vs. Hawaii, 3/4/23
	2	M. Garza vs. Ole Miss, 3/5/23
		Four Times
Triples Allowed	1	E. Olson vs. Vanderbilt, 3/3/23
Home Runs Allowed	3	J. Brockett at San Diego, 2/20/23
Wild Pitches	2	C. Clark at San Diego, 2/19/23
Hit Batters	3	

### HITTING BY SERIES

TEAM	W-L	AVG	R	H	2B	3B	HR	RBI	BB	SO	SB-ATT	W/RISP	2OUT
San Diego	0-3-1	.305	31	43	8	1	5	28	18	44	2-4	.304	.347
South Alabama	3-0	.292	29	33	8	0	7	25	13	29	1-3	.237	.289
Vanderbilt	1-0	.371	5	13	8	0	1	5	2	10	1-1	.200	.273
Hawaii	1-0	.419	12	18	4	1	1	11	7	7	1-1	.313	.429
Ole Miss	0-1	.242	5	8	1	0	2	5	2	7	0-0	.286	.000
Northern Colorado	2-0	.435	26	27	7	1	8	24	7	12	5-6	.379	.250
Illinois State	2-0	.343	20	23	5	2	1	20	8	19	6-7	.480	.286
Omaha													
Nicholls													
Creighton													
Illinois													
North Dakota State													
Texas A&M-CC													
Abilene Christian													
Kansas State													
Michigan													
Northwestern													
Iowa													
South Dakota State													
Minnesota													
Maryland													
Penn State													
Purdue													

### SITUATIONAL HITTING

Player	Overall AB/AVG	vs. Left AB/AVG	vs. Right AB/AVG	W/ Bases Empty	W/ Runners On Base	W/ Bases Loaded	With 2 Outs	Runners In Score Pos.	Reached Leadoff
Evans, Cole	18/.556	2/1.000	16/.500	10/.300	8/.875	0/---	9/.444	6/.833	4/.500
Anderson, Max	57/.439	15/.467	42/.429	30/.367	27/.519	0/---	20/.550	18/.556	14/.286
Matthews, Brice	52/.404	15/.400	37/.405	26/.308	26/.500	3/.333	11/.364	16/.375	29/.379
Fischer, Charlie	32/.375	3/.000	29/.414	17/.294	15/.467	1/0.000	9/.222	13/.462	9/.333
Anglim, Garrett	38/.368	12/.083	26/.500	18/.444	20/.300	3/.333	12/.417	15/.267	6/.667
Burnham, Casey	33/.333	6/.333	27/.333	20/.350	13/.308	2/.500	14/.357	11/.273	9/.333
Swansen, Gabe	31/.323	12/.333	19/.316	11/.182	20/.400	1/0.000	10/.200	12/.417	3/.333
Caron, Josh	53/.321	17/.412	36/.278	23/.391	30/.267	3/0.000	18/.111	19/.158	13/.385
Carey, Dylan	60/.300	18/.222	42/.333	31/.323	29/.276	0/---	17/.294	23/.217	6/.333
Cervantes, Efray	14/.286	5/.400	9/.222	7/.286	7/.286	0/---	4/.250	7/.286	3/.333
Everitt, Griffin	28/.250	9/.444	19/.158	13/.154	15/.333	1/1.000	10/.400	11/.364	6/.167
Mozley, Blake	4/.250	0/---	4/.250	0/---	4/.250	0/---	1/0.000	3/0.000	0/---
Columbus, Ben	34/.235	6/.333	28/.214	17/.235	17/.235	3/0.000	12/.167	11/.273	4/.500
Walsh, Will	26/.192	9/.222	17/.176	13/.154	13/.231	2/0.000	7/.000	6/0.000	7/.429
Sartori, Luke	11/.182	4/0.000	7/.286	5/.200	6/.167	2/0.000	2/0.000	5/0.000	5/.200
Jessen, Luke	2/0.000	0/---	2/0.000	1/0.000	1/0.000	0/---	1/0.000	0/---	0/---
Young, Daniel	1/0.000	0/---	1/0.000	1/0.000	0/---	0/---	0/---	0/---	1/0.000

### MULTIPLE HIT GAMES

Player	2	3	4	5+	Total
Max Anderson	5	4	-	-	9
Brice Matthews	5	3	-	-	8
Garrett Anglim	4	1	-	-	5
Dylan Carey	3	1	1	-	5
Josh Caron	4	1	-	-	5
Charlie Fischer	3	1	-	-	4
Cole Evans	1	1	1	-	3
Casey Burnham	2	1	-	-	3
Gabe Swansen	2	1	-	-	3
Griffin Everitt	2	-	-	-	2
Ben Columbus	1	-	-	-	1
Efray Cervantes	1	-	-	-	1
Will Walsh	1	-	-	-	1
TEAM	34	14	2	0	50

### MULTIPLE RBI GAMES

Player	2	3	4	5+	Total
Brice Matthews	6	1	-	-	7
Dylan Carey	4	-	-	-	4
Max Anderson	2	1	1	-	4
Charlie Fischer	1	-	2	-	3
Ben Columbus	2	1	-	-	3
Garrett Anglim	2	-	-	-	2
Casey Burnham	1	1	-	-	2
Cole Evans	-	1	1	-	2
Josh Caron	1	-	-	1	2
Gabe Swansen	1	-	1	-	2
Griffin Everitt	1	-	1	-	2
Will Walsh	2	-	-	-	2
TEAM	23	5	6	1	35

### HITTING STREAKS

Player	Season Long	Current
Max Anderson	12	-
Josh Caron	11	-
Brice Matthews	8	-
Garrett Anglim	6	-
Dylan Carey	6	-
Charlie Fischer	4	4
Cole Evans	3	3
Ben Columbus	3	-
Casey Burnham	2	2
Griffin Everitt	2	2
Efray Cervantes	2	-
Gabe Swansen	2	1
Will Walsh	1	1
Blake Mozley	1	-
Luke Sartori	1	1

### REACHED BASE STREAKS

Player	Season Long	Current
Brice Matthews	14	17
Josh Caron	13	15
Max Anderson	12	-
Casey Burnham	7	7
Dylan Carey	6	1
Charlie Fischer	6	4
Garrett Anglim	6	-
Ben Columbus	5	4
Gabe Swansen	4	4
Cole Evans	3	3
Will Walsh	3	1
Efray Cervantes	2	1
Griffin Everitt	2	2
Luke Sartori	1	1
Blake Mozley	1	-

PLAYER	TOTAL	VS.		HOME	R/N	RUNNERS ON				OUTS			TIED GAME	GO-AHEAD	
		LHP	RHP			0	1	2	3	0	1	2			
Anderson	1	0	1	0	1	1	0	0	0	0	0	0	1	0	0
Anglim	3	0	3	0	3	3	0	0	0	0	1	1	1	0	2
Carey	2	0	2	0	2	2	0	0	0	0	0	1	1	0	1
Caron	3	1	2	0	3	1	2	0	0	0	1	1	1	1	0
Cervantes	1	1	0	0	1	1	0	0	0	0	1	0	0	0	0
Evans	2	0	2	2	0	1	1	0	0	0	0	2	0	0	1
Everitt	1	0	1	1	0	0	0	1	0	0	0	0	1	0	0
Fischer	3	0	3	1	2	1	1	1	0	0	1	2	0	0	1
Matthews	4	1	3	2	2	0	3	1	0	0	2	2	0	0	0
Swansen	3	0	3	2	1	1	2	0	0	0	2	1	0	1	0
Walsh	2	1	1	1	1	0	2	0	0	0	0	2	0	0	0

Pinch-Hit  
Grand Slam  
Multi-Homer Game  
Back-To-Back  
Led off the Game  
Inside-The-Park  
Walk-Off

Last: Ty Roseberry vs. Purdue (April 6, 2019)  
Last: Colby Gomes at Illinois (May 15, 2022)  
**Last: Cole Evans vs. Northern Colorado (2) (March 8, 2023)**  
**Last: Josh Caron, Charlie Fischer at South Alabama (Feb. 26, 2023)**  
Last: Cam Chick vs. BYU (April 16, 2022)  
Last: Joe Acker vs. Rutgers (April 30, 2021)  
Last: Steven Reveles vs. Loyola Marymount (March 11, 2016)

Season Total: 0  
Season Total: 0  
**Season Total: 2**  
**Season Total: 1**  
Season Total: 0  
Season Total: 0  
Season Total: 0

### HR BY POSITION

C	1B	2B	3B	SS	LF	CF	RF	DH	P
3	4	1	2	4	4	0	6	1	0

### HR BY INNING

1	2	3	4	5	6	7	8	9	10+
1	3	3	4	5	3	1	3	2	0

### HR BY BATTING ORDER

1	2	3	4	5	6	7	8	9
4	1	1	2	4	4	5	4	0

### CAREER HOME RUN BREAKDOWN

PLAYER	1R	2R	3R	GS	TOTAL
Max Anderson	8	4	5	1	18
Brice Matthews	5	6	4	1	16
Griffin Everitt	3	7	2	-	12
Charlie Fischer	7	4	1	-	12
Garrett Anglim	5	2	-	-	7
Josh Caron	1	2	-	-	3
Gabe Swansen	2	1	-	-	3
Dylan Carey	2	-	-	-	2
Efry Cervantes	2	-	-	-	2
Cole Evans	1	1	-	-	2
Will Walsh	-	2	-	-	2
Casey Burnham	1	1	-	-	1
Luke Sartori	-	-	-	1	1

### HOME RUN TRACKER

#	PLAYER	OPPONENT (DATE)
1	Caron (1)	at San Diego (2/18)
2	Anderson (1)	at San Diego (2/19)
3	Carey (1)	at San Diego (2/19)
4	Carey (2)	at San Diego (2/20)
5	Fischer (1)	at San Diego (2/20)
6	Anglim (1)	at South Alabama (2/24)
7	Walsh (1)	at South Alabama (2/25)
8	Matthews (1)	at South Alabama (2/25)
9	Caron (2)	at South Alabama (2/26)
10	Anglim (2)	at South Alabama (2/26)
11	Caron (3)	at South Alabama (2/26)
12	Fischer (2)	at South Alabama (2/26)
13	Anglim (3)	vs. Vanderbilt (3/3)
14	Swansen (1)	vs. Hawaii (3/4)
15	Matthews (2)	vs. Ole Miss (3/5)
16	Cervantes (1)	vs. Ole Miss (3/5)
17	Swansen (2)	No. Colorado (3/7)
18	Fischer (3)	No. Colorado (3/7)
19	Walsh (2)	No. Colorado (3/7)
20	Swansen (3)	No. Colorado (3/8)
21	Evans (1)	No. Colorado (3/8)
22	Evans (2)	No. Colorado (3/8)
23	Matthews (3)	No. Colorado (3/8)
24	Everitt (1)	No. Colorado (3/8)
25	Matthews (4)	Illinois State (3/11)

## WHERE NEBRASKA RANKS

Through March 12

Category	Value	B1G	NCAA
Walks	57	9th	205th
Batting Average	.334	1st	9th
Double Plays	7	8th	210th
Double Plays/Game	0.50	8th	213th
Doubles	41	1st	9th
Doubles/Game	2.93	1st	5th
Earned Run Average	4.95	5th	102nd
Fielding Pct.	.987	1st	5th
Hit Batters	26	3rd	39th
Hit By Pitch	28	2nd	40th
Hits	165	2nd	42nd
Home Runs	25	2nd	32nd
Home Runs/Game	1.79	2nd	29th
On-Base Pct.	.428	1st	28th
Runs	128	1st	47th
Sac Bunts	1	12th	257th
Scoring	9.1	1st	25th
Slugging Pct.	.589	1st	12th
Stolen Bases	16	10th	144th
Triples	5	4th	43rd
Triples/Game	0.36	4th	48th
WHIP	1.29	1st	42nd

## ACTIVE CAREER LEADERS

Games Played.....	Casey Burnham - 122
Games Started.....	Max Anderson - 112
At-Bats.....	Max Anderson - 465
Runs.....	Max Anderson - 91
Hits.....	Max Anderson - 153
Doubles.....	Max Anderson - 28
Triples.....	Max Anderson - 6
Home Runs.....	Max Anderson - 18
Runs Batted In.....	Max Anderson - 92
Walks.....	Charlie Fischer - 66
Times Hit By Pitch.....	Casey Burnham - 20
Stolen Bases.....	Casey Burnham - 27
Pitching Appearances.....	Shay Schanaman - 58
Wins.....	Jace Kaminska - 14
Games Started.....	Michael Garza - 28
Complete Games.....	Kaminska/Schanaman - 2
Shutouts.....	Shay Schanaman/Brett Sears - 1
Saves.....	Michael Garza - 6
Innings Pitched.....	Shay Schanaman - 188.2
Strikeouts.....	Shay Schanaman - 196

## GAMES STARTED (POSITION PLAYERS)

Player	'19	'20	'21	'22	'23	Total
Anderson	-	-	45	53	14	112
Burnham	41	12	22	25	11	111
Matthews	-	-	36	44	14	94
Everitt	-	-	32	53	7	92
Fischer	1	16	53	13	8	91
Anglim	-	-	-	45	10	55
Cervantes	-	-	14	37	3	54
Caron	-	-	-	22	13	35
Sartori	-	-	-	20	2	22
Jessen	-	-	-	19	-	19
Mozley	-	-	19	-	-	19
Swansen	-	-	-	9	9	18
Carey	-	-	-	-	14	14
Columbus	-	-	-	-	9	9
Walsh	-	-	-	-	7	7
Evans	-	1	-	-	5	6

## GAME-WINNING PLAYS

Date	Opponent	Play	Inn.	Final
2/24	at South Alabama	Columbus RBI groundout	3rd	5-4
2/25	at South Alabama	Anglim RBI Reach on Error	2nd	15-3
2/26	at South Alabama	Caron RBI Single	1st	9-3
3/3	vs. No. 7 Vanderbilt	Anglim Solo Home Run	8th	5-3
3/4	vs. Hawaii	Swansen 2-RBI Double	4th	12-3
3/7	Northern Colorado	Anderson RBI single	1st	12-1 (7 inn.)
3/8	Northern Colorado	Evans 2-Run Home Run	2nd	14-3 (7 inn.)
3/10	Illinois State	Anderson RBI Groundout	1st	8-3
3/11	Illinois State	Evans RBI Double	2nd	12-0

## BIG INNINGS (FOUR OR MORE RUNS)

Date	Opponent	Inn.	Batters	R	H	E	Result
2-20	at San Diego	5	10	5	4	2	T, 16-16 (7)
2-20	at San Diego	7	11	5	3	1	T, 16-16 (7)
2-25	at South Alabama	2	9	4	3	2	W, 15-3
2-25	at South Alabama	7	12	6	3	1	W, 15-3
3-4	vs. Hawaii	6	11	5	6	1	W, 12-3
3-7	Northern Colorado	1	9	4	5	0	W, 12-1 (7)
3-7	Northern Colorado	4	11	5	3	0	W, 12-1 (7)
3-8	Northern Colorado	2	9	4	3	0	W, 14-3 (7)
3-8	Northern Colorado	6	10	6	6	0	W, 14-3 (7)
3-10	Illinois State	7	9	5	5	0	W, 8-3
3-11	Illinois State	3	10	4	3	0	W, 12-0
3-11	Illinois State	7	7	4	3	0	W, 12-0

## RUNS BY INNING

	1	2	3	4	5	6	7	8	9	EX	TOTAL
Nebraska	10	20	14	13	19	19	22	8	3	-	128
Opponents	12	8	1	13	11	7	12	7	2	-	75

## RECORD WHEN TEAM SCORES

Runs	0	1	2	3	4	5	6	7	8	9	10+
W-L	0-0	0-0	0-0	0-2	0-0	2-1	0-0	0-0	1-0	1-1	5-0-1

## RECORD WHEN OPPONENT SCORES

Runs	0	1	2	3	4	5	6	7	8	9	10+
W-L	1-0	1-0	0-0	6-0	1-0	0-1	0-0	0-1	0-0	0-0	0-2-1

## RECORD WHEN LEADING AFTER

Inn.	1	2	3	4	5	6	7	8
W-L	3-1-1	7-1-1	8-1-1	8-1	8-1	8-0-1	6-0	7-0

## RECORD WHEN TRAILING AFTER

Inn.	1	2	3	4	5	6	7	8
W-L	0-2	1-3	0-3	1-2-1	1-2-1	0-3	0-3	0-3

## RECORD WHEN TIED AFTER

Inn.	1	2	3	4	5	6	7	8
W-L	6-1	1-0	1-0	0-1	0-1	1-1	1-1	0-1

## STARTERS

Pitcher	Starts	QS	IP/Start	#P/Start	Run Support	Support/Start	Team Record
Brockett	2	0	3.0	50	16	8.0	1-0-1
Christo	1	0	1.2	47	0	0.0	1-0
Clark	3	0	2.2	59	14	4.7	1-2
Kaminska	4	2	6.0	91	29	7.3	3-1
Olson	4	2	5.2	90	13	3.3	3-1

## STAFF BY SERIES

Opponent	W-L/S	ERA	IP	H	ER	BB	SO
San Diego	0-3/0	8.62	31.1	32	30	20	23
South Alabama	3-0/1	2.67	27.0	19	8	8	18
Vanderbilt	1-0/0	3.00	9.0	5	3	3	8
Hawaii	1-0/0	3.00	9.0	11	3	1	7
Ole Miss	0-1/0	14.62	8.0	14	13	8	6
Northern Colo.	2-0/0	2.57	14.0	10	4	3	20
Illinois State	2-0/1	1.50	18.0	9	3	7	19
Omaha							
Nicholls							
Creighton							
Illinois							
NDSU							
Texas A&M-CC							
Abilene Christian							
Kansas State							
Michigan							
Northwestern							
Iowa							
SDSU							
Minnesota							
Maryland							
Penn State							
Purdue							

## MISCELLANEOUS STATS

Pitcher	K/9	WHIP	SV/OPP	FO/GO
Berggren	13.5	1.13	0/0	1/2
Brockett	8.3	0.58	0/0	11/7
Bunz	13.5	6.0	0/0	0/0
Christo	9.8	2.18	0/0	5/1
Clark	6.1	2.03	0/0	12/10
Garza	4.9	1.27	0/0	15/12
Gutierrez	10.1	1.50	0/0	4/1
Hawkins	13.5	3.75	0/0	0/1
Kaminska	4.9	0.96	0/0	37/20
Novotny	0.0	0.00	0/0	0/1
Olson	9.1	1.01	0/0	22/20
Ornelas	4.5	0.75	0/0	5/4
Perry	5.8	0.86	1/1	4/6
Rizzo	0.0	4.50	0/0	1/1
Schanaman	11.9	1.06	1/1	6/12
Sears	11.6	4.29	0/0	3/1
Walsh	13.5	1.50	0/0	1/1
Worthley	11.3	1.50	0/0	4/3

## STARTER/BULLPEN SPLITS

	W/L/S	ERA	IP	H	R	ER	K/B
Starter	6/2/0	5.05	62.1	55	37	35	47/20
Bullpen	3/2/2	4.83	54.0	45	38	29	54/30
<b>TOTAL</b>	<b>9/4/2</b>	<b>4.95</b>	<b>116.1</b>	<b>100</b>	<b>75</b>	<b>64</b>	<b>101/50</b>

## STARTER/BULLPEN SPLITS - BIG TEN

	W/L/S	ERA	IP	H	R	ER	K/B
Starter							
Bullpen							
<b>TOTAL</b>							

## STARTERS BY LOCATION

	W/L	ERA	IP	H	R	ER	K/B
Home	3/0	1.93	18.2	12	4	4	16/5
Away	2/1	5.81	31.0	30	22	20	22/10
Neutral	1/1	7.82	12.2	13	11	11	9/5
<b>TOTAL</b>	<b>6/2</b>	<b>5.05</b>	<b>62.1</b>	<b>55</b>	<b>37</b>	<b>35</b>	<b>47/20</b>

## RELIEVERS BY LOCATION

	W/L/S	ERA	IP	H	R	ER	K/B
Home	1/0/1	2.03	13.1	7	3	3	23/5
Away	1/2/1	5.93	27.1	21	26	18	19/18
Neutral	1/0/0	5.40	13.1	17	9	8	12/7
<b>TOTAL</b>	<b>3/2/2</b>	<b>4.83</b>	<b>54.0</b>	<b>45</b>	<b>38</b>	<b>29</b>	<b>54/30</b>

## STARTERS BY MONTH

	W/L	ERA	IP	H	R	ER	K/B
February	2/1	5.81	31.0	30	22	20	22/10
March	4/1	4.31	31.1	25	15	15	25/10
April							
May							
<b>TOTAL</b>	<b>6/2/0</b>	<b>5.05</b>	<b>62.1</b>	<b>55</b>	<b>37</b>	<b>35</b>	<b>47/20</b>

## RELIEVERS BY MONTH

	W/L/S	ERA	IP	H	R	ER	K/B
February	1/2/1	5.93	27.1	21	26	18	19/18
March	2/0/1	3.71	26.2	24	12	11	35/12
April							
May							
<b>TOTAL</b>	<b>3/2/2</b>	<b>4.83</b>	<b>54.0</b>	<b>45</b>	<b>38</b>	<b>29</b>	<b>54/30</b>

### #8 SHAY SCHANAMAN

Date	Opponent	S/R	W/L/S	IP	H	HR	R-ER	BB-K
2/16/19	at UC Riverside (DH 2)	R	-	0.1	0	0	0-0	0-1
2/22/19	vs. Oregon St. (DH 2)	R	-	0.2	0	0	0-0	0-0
2/24/19	vs. Oregon St.	R	-	0.2	0	0	0-0	1-0
3/10/19	at Baylor	R	-	0.2	0	0	0-0	2-0
3/19/19	Air Force	R	-	0.2	1	0	0-0	1-0
3/24/19	Michigan State	R	S	0.1	0	0	0-0	0-1
3/26/19	at Creighton	R	W	1.1	0	0	0-0	0-3
3/31/19	at Minnesota (DH 2)	R	L	1.1	0	0	1-0	2-2
4/7/19	Purdue	R	-	2.1	0	0	0-0	0-4
4/13/19	at Penn State (DH 2)	R	S	1.0	0	0	0-0	0-1
4/17/19	at Omaha	R	-	1.0	1	1	1-1	0-0
4/21/19	at Iowa	R	-	0.1	1	0	1-1	2-0
4/23/19	at Creighton	R	-	1.0	0	0	0-0	2-0
4/28/19	Illinois	R	-	1.2	2	0	1-1	0-2
5/12/19	Arizona State	R	S	1.1	1	0	0-0	0-2
5/17/19	Michigan (DH 2)	R	L	1.0	3	2	4-4	1-1
5/26/19	vs. Ohio State	R	-	4.0	2	0	1-0	1-3
6/1/19	vs. Oklahoma State	R	-	0.1	0	0	0-0	0-1
6/2/19	vs. UConn	R	-	2.2	2	0	1-1	2-2

2/15/20	at Baylor	R	L	1.1	3	0	2-2	2-1
2/21/20	at San Diego	R	L	1.0	2	0	2-2	0-1
2/28/20	at Arizona State	R	-	0.1	2	0	4-4	2-0
3/7/20	Columbia (DH1)	R	W	1.2	1	0	0-0	0-1
3/7/20	Columbia (DH2)	R	L	1.0	0	0	0-0	0-1
3/10/20	Northern Colorado	R	W	5.0	1	0	0-0	0-6

3/6/21	vs. Purdue (DH 2)	S	W	6.0	1	0	0-0	3-5
3/14/21	vs. Ohio State	S	-	4.1	8	2	4-4	0-5
3/21/21	at Iowa	S	-	2.2	4	1	4-4	5-3
3/28/21	Minnesota	S	W	7.1	3	0	2-2	1-10
4/4/21	at Illinois	S	-	2.2	4	1	5-5	1-2
4/10/21	Maryland	S	W	6.0	2	1	3-3	0-11
4/18/21	at Penn State	S	W	6.0	7	0	2-1	0-5
4/25/21	at Michigan State	S	-	5.0	5	0	6-4	4-5
5/2/21	Rutgers	S	L	6.0	7	0	4-4	2-8
5/9/21	vs. Indiana	S	L	5.0	6	0	4-4	4-3
5/22/21	vs. Ohio State	S	-	5.1	9	1	7-6	2-5
5/29/21	Michigan (DH2)	R	-	4.0	3	0	0-0	0-5
6/6/21	vs. NJIT	S	W	7.0	4	1	2-1	3-5

2/19/22	at Sam Houston	S	L	4.0	6	0	5-4	2-4
2/26/22	vs. TCU	S	L	1.1	1	1	2-2	3-4
3/5/22	vs. Northwestern State	S	W	9.0	3	0	0-0	1-8
3/14/22	Omaha	S	-	6.0	3	1	2-1	4-6
3/19/22	Texas A&M-CC	S	L	6.2	3	0	2-1	3-5
3/26/22	Michigan	S	-	5.1	5	2	5-5	2-6
4/1/22	at Ohio State	S	W	6.1	6	1	1-1	3-8
4/8/22	Rutgers	S	L	6.0	9	3	7-7	1-7
4/15/22	BYU	S	L	7.0	2	0	3-0	2-5
4/22/22	at Indiana	S	L	4.0	8	1	7-6	1-3
4/26/22	K-State	R	-	0.1	0	0	0-0	0-0
4/29/22	Iowa	S	L	7.0	6	1	1-1	2-8
5/6/22	at Minnesota	S	-	4.2	8	1	5-4	2-4
5/13/22	at Illinois	S	L	3.1	9	1	7-6	2-2
5/19/22	Michigan State	R	-	6.0	6	0	1-0	1-6

2/18/23	at San Diego	R	L	1.0	1	0	2-2	2-1
2/20/23	at San Diego	R	-	2.0	2	0	4-4	2-2
2/24/23	at South Alabama	R	-	2.1	0	0	0-0	2-4
3/3/23	vs. Vanderbilt	R	W	3.0	1	0	0-0	0-3
3/10/23	Illinois State	R	S	3.0	1	0	1-1	1-5

### #19 KYLE PERRY

Date	Opponent	S/R	W/L/S	IP	H	HR	R-ER	BB-K
2/16/19	at UC Riverside (DH 2)	R	-	0.1	0	0	0-0	1-1
2/22/19	vs. Oregon St. (DH 2)	S	-	1.1	3	1	3-3	3-2
3/20/19	Air Force	S	W	4.0	6	0	1-1	1-9
3/26/19	at Creighton	S	-	3.2	3	0	1-1	1-4
4/2/19	at Kansas State	S	W	7.0	3	0	0-0	1-3
4/9/19	Creighton	S	L	2.1	4	1	5-5	1-4
4/17/19	at Omaha	S	-	0.2	1	0	3-3	4-1
4/23/19	at Creighton	R	-	0.0	0	0	0-0	1-0

4/26/19	Illinois	R	-	2.2	6	0	2-2	1-1
5/25/19	vs. Michigan (2)	S	-	3.1	2	0	1-1	3-2
6/2/19	vs. UConn	R	-	1.0	1	0	0-0	1-2

2/16/20	at Baylor	R	-	2.1	0	0	0-0	0-1
2/23/20	vs. Arizona	R	-	2.1	0	0	0-0	0-1
2/29/20	at Arizona State	R	-	4.0	5	0	5-5	2-2
3/6/20	Columbia	S	W	5.0	2	1	1-1	0-7

5/10/21	at Rutgers	S	-	1.0	3	0	2-2	0-1
5/23/21	vs. Ohio State	S	W	2.0	1	0	0-0	0-3
5/29/21	Michigan (DH2)	S	W	3.0	0	0	0-0	1-4
6/6/21	at Arkansas	S	-	4.1	3	0	3-2	3-7

2/18/22	at Sam Houston	S	-	1.1	2	0	5-5	5-2
2/25/22	vs. TCU	S	L	4.1	4	1	3-3	3-8
3/4/22	at UT Arlington	S	-	5.0	5	0	0-0	0-4
3/13/22	at Omaha	R	L	3.1	3	0	1-1	1-3
3/18/22	Texas A&M-CC	S	-	0.2	2	1	2-2	1-0

2/19/23	at San Diego	R	-	1.2	1	0	2-2	1-1
2/24/23	at South Alabama	R	S	1.0	0	0	0-0	0-0
3/5/23	vs. Ole Miss	R	-	2.0	1	0	2-1	1-2

### #24 CALEB CLARK

Date	Opponent	S/R	W/L/S	IP	H	HR	R-ER	BB-K
2/19/23	at San Diego	S	-	4.1	3	1	5-5	2-1
2/26/23	at South Alabama	S	-	3.0	7	1	3-3	2-1
3/4/23	vs. Hawaii	S	L	0.2	5	0	8-8	1-1
3/8/23	Northern Colorado	R	W	2.1	1	0	0-0	0-4

### #25 DREW CHRISTO

Date	Opponent	S/R	W/L/S	IP	H	HR	R-ER	BB-K
2/19/22	at Sam Houston	R	-	0.0	1	1	2-2	0-0
3/16/22	New Mexico State	S	-	0.2	1	0	0-0	3-0
3/20/22	Texas A&M-CC	R	-	1.0	2	1	2-0	0-2
4/6/22	at Omaha	S	L	2.0	4	0	3-3	1-1
4/10/22	Rutgers	R	-	1.2	2	1	5-0	1-2

2/20/23	at San Diego	R	-	1.0	0	0	3-1	2-1
3/4/23	vs. Hawaii	R	-	1.0	1	0	0-0	0-2
3/8/23	Northern Colorado	R	-	1.2	3	0	2-2	2-1

### #27 JAKE BUNZ

Date	Opponent	S/R	W/L/S	IP	H	HR	R-ER	BB-K
3/7/21	vs. Purdue	S	-	3.0	1	0	0-0	2-5
3/14/21	vs. Iowa	S	L	4.0	5	0	3-3	2-2
3/20/21	at Iowa	R	-	1.0	1	0	0-0	0-1
3/28/21	Minnesota (DH2)	S	W	4.0	2	0	0-0	3-5
4/2/21	at Illinois	R	W	1.1	2	0	0-0	0-4
4/4/21	at Illinois	R	-	0.2	1	0	0-0	0-0
4/9/21	Maryland	R	-	0.2	0	0	0-0	1-2
4/10/21	Maryland	R	-	2.0	0	0	0-0	1-4
4/16/21	at Penn State	R	W	2.0	2	0	0-0	1-3
4/18/21	at Penn State	R	-	1.0	0	0	0-0	0-1
4/23/21	at Michigan State	R	-	2.0	1	0	0-0	0-3
4/30/21	Rutgers	R	-	2.0	0	0	1-1	3-1
5/8/21	vs. Indiana	R	-	2.2	0	0	1-1	2-1
5/10/21	at Rutgers	R	-	0.2	1	1	1-1	0-1
5/15/21	Northwestern	R	-	2.0	0	0	0-0	0-2
5/21/21	at Indiana	R	-	2.0	1	0	1-1	1-4
5/28/21	Michigan	R	-	1.0	0	0	0-0	1-2
6/4/21	vs. Northeastern	R	-	0.1	1	0	0-0	0-1
6/5/21	at Arkansas	R	-	0.0	0	0	0-0	3-0
6/7/21	at Arkansas	R	-	0.1	1	1	1-1	0-0
2/19/22	at Sam Houston	R	-	0.1	0	0	0-0	0-1

2/20/23	at San Diego	R	-	0.0	1	1	3-0	2-0
3/4/23	vs. Hawaii	R	-	0.2	1	0	0-0	0-1

### #30 WILL WALSH

Date	Opponent	S/R	W/L/S	IP	H	HR	R-ER	BB-K
4/10/22	Rutgers	R	-	0.2	3	0	1-1	0-1
2/20/23	at San Diego	R	-	0.1	1	1	1-0	0-0
3/8/23	Northern Colorado	R	-	1.0	1	1	1-1	0-2

### #32 CJ HOOD

Date	Opponent	S/R	W/L/S	IP	H	HR	R-ER	BB-K
2/19/22	at Sam Houston	R	-	1.0	1	0	0-0	0-1
2/26/22	vs. TCU	R	-	0.2	2	0	1-1	0-0
3/9/22	at Kansas State	R	-	1.0	0	0	0-0	0-2
3/18/22	Texas A&M-CC	R	-	0.1	0	0	2-1	1-0
3/20/22	Texas A&M-CC	R	-	1.0	1	0	0-0	1-3
3/27/22	Michigan	R	-	1.0	1	0	1-1	0-0
3/28/22	at Creighton	R	-	1.1	0	0	0-0	1-0
4/6/22	at Omaha	R	-	0.2	0	0	0-0	1-0
4/9/22	Rutgers	R	-	0.1	0	0	0-0	0-1
4/10/22	Rutgers	R	-	0.0	3	1	4-4	2-0
4/15/22	BYU	R	-	0.2	0	0	0-0	2-1
4/20/22	North Dakota State	R	W	1.1	0	0	0-0	2-2
4/22/22	at Indiana	R	-	0.1	0	0	0-0	0-0
4/26/22	K-State	R	W	0.2	0	0	0-0	2-0
5/8/22	at Minnesota	R	-	0.2	0	0	0-0	0-0
5/15/22	at Illinois	R	-	0.1	0	0	0-0	1-0
5/21/22	Michigan State	R	S	0.2	0	0	0-0	0-1

### #33 JACKSON BROCKETT

Date	Opponent	S/R	W/L/S	IP	H	HR	R-ER	BB-K
2/20/22	at Sam Houston	R	-	1.0	0	0	0-0	1-1
2/26/22	vs. TCU	R	-	0.1	0	0	2-2	2-0
3/16/22	New Mexico State	R	-	1.1	3	0	2-2	1-3
3/20/22	Texas A&M-CC	R	-	1.0	2	0	2-2	0-2
3/28/22	at Creighton	R	-	1.2	1	0	1-0	2-3
4/6/22	at Omaha	R	-	2.1	1	0	1-1	1-2
4/10/22	Rutgers	R	-	4.1	4	1	1-1	0-4
4/16/22	BYU	S	-	5.1	4	1	2-2	1-2
4/26/22	K-State	S	-	3.1	2	0	4-4	3-3
5/8/22	at Minnesota	S	-	5.1	4	0	1-1	1-7
5/15/22	at Illinois	S	-	2.0	1	0	0-0	2-0
5/19/22	Michigan State	S	L	3.0	4	1	3-3	1-2
2/20/23	at San Diego	S	-	2.0	1	0	1-1	1-2
2/25/23	at South Alabama	R	-	2.2	1	0	0-0	0-1
3/7/23	Northern Colorado	S	W	4.0	2	0	0-0	0-5

### #34 BRETT SEARS

Date	Opponent	S/R	W/L/S	IP	H	HR	R-ER	BB-K
2/23/20	at Butler	R	-	1.1	1	0	2-2	3-2
2/29/20	at Memphis	S	-	4.2	4	0	2-2	1-3
3/7/20	at Missouri	S	L	1.1	8	1	6-6	2-1
2/26/21	at Louisville	S	W	5.0	2	0	3-3	5-4
3/5/21	at Evansville	S	L	5.0	8	0	4-4	2-5
3/12/21	at Saint Louis	S	-	7.0	7	0	3-2	1-3
3/19/21	North Dakota State	S	L	6.0	12	0	8-5	1-0
3/26/21	South Dakota State	S	W	7.0	3	0	0-0	3-3
4/2/21	Oral Roberts	S	L	5.2	12	1	10-10	2-3
5/7/21	at Oral Roberts	S	-	2.0	2	0	2-2	3-2
5/20/21	Omaha	S	L	5.0	6	1	2-2	5-5
2/19/23	at San Diego	R	-	0.0	2	0	2-2	1-0
3/4/23	vs. Hawaii	R	-	1.1	5	2	3-3	0-1
3/7/23	Northern Colorado	R	-	1.0	2	0	0-0	0-2

### #38 EMMETT OLSON

Date	Opponent	S/R	W/L/S	IP	H	HR	R-ER	BB-K
3/14/21	vs. Ohio State	R	-	1.0	0	0	0-0	0-1
3/19/21	at Iowa	R	-	1.0	0	0	0-0	0-2
3/21/21	at Iowa	R	-	1.0	2	0	2-2	1-2
4/3/21	at Illinois	R	-	0.1	4	0	2-1	0-1
5/10/21	at Rutgers	R	-	2.1	1	0	0-0	1-2
5/14/21	Northwestern	R	-	1.0	1	0	0-0	1-1
5/22/21	vs. Ohio State	R	W	2.0	1	0	0-0	1-3
5/29/21	Michigan (DH2)	R	-	1.2	3	1	3-3	0-2
6/5/21	at Arkansas	R	-	1.1	0	0	2-0	2-2
6/7/21	at Arkansas	R	-	0.1	1	0	0-0	0-0
2/18/22	at Sam Houston	R	L	1.0	3	0	3-0	0-2
2/20/22	at Sam Houston	R	-	3.2	4	0	2-2	1-3
2/27/22	vs. TCU	R	-	4.0	1	0	0-0	0-2
3/4/22	vs. Northwestern State	R	S	2.1	0	0	0-0	0-3
3/9/22	at Kansas State	S	L	3.0	7	1	4-2	1-4

3/14/22	Omaha	R	-	1.2	2	0	1-1	1-2
3/16/22	New Mexico State	R	W	1.0	0	0	0-0	0-1
3/19/22	Texas A&M-CC	R	-	1.0	2	0	2-1	1-1
3/26/22	Michigan	R	-	0.2	2	0	1-0	1-1
3/28/22	at Creighton	R	-	1.0	0	0	0-0	0-1
4/1/22	at Ohio State	R	-	2.1	3	0	2-2	0-3
4/6/22	at Omaha	R	-	1.0	0	0	0-0	0-1
4/9/22	Rutgers	S	-	6.2	3	0	3-1	1-5
4/15/22	BYU	S	-	5.0	2	1	2-1	3-5
4/23/22	at Indiana	S	L	6.0	9	1	6-1	2-5
4/29/22	Iowa	S	W	7.0	4	1	1-1	0-7
5/7/22	at Minnesota	S	-	5.0	7	0	4-4	4-6
5/14/22	at Illinois	S	W	6.2	7	0	2-2	1-6
5/20/22	Michigan State	S	-	7.0	5	2	3-3	0-7
2/17/23	at San Diego	S	-	5.1	5	1	3-3	1-5
2/24/23	at South Alabama	S	W	5.1	2	1	4-2	2-5
3/3/23	vs. Vanderbilt	S	-	6.0	4	3	3-3	3-5
3/10/23	Illinois State	S	W	6.0	4	1	2-2	2-8

### #39 CORBIN HAWKINS

Date	Opponent	S/R	W/L/S	IP	H	HR	R-ER	BB-K
3/15/22	New Mexico State	R	-	0.1	0	0	0-0	0-1
3/19/22	Texas A&M-CC	R	-	0.2	0	0	0-0	0-1
3/20/22	Texas A&M-CC	R	-	1.0	6	2	6-4	0-2
3/27/22	Michigan	R	-	0.1	0	0	0-0	1-0
4/8/22	Rutgers	R	-	1.0	0	0	0-0	0-0
4/16/22	BYU	R	L	1.0	1	0	2-0	0-1
4/20/22	North Dakota State	R	-	1.0	0	0	0-0	0-0
4/23/22	at Indiana	R	-	1.2	3	0	2-2	0-0
4/26/22	K-State	R	-	1.0	0	0	0-0	1-2
5/13/22	at Illinois	R	-	0.1	0	0	0-0	0-1
5/14/22	at Illinois	R	-	1.0	1	0	0-0	0-1
5/15/22	at Illinois	R	L	0.2	2	0	1-0	0-1
5/21/22	Michigan State	R	-	0.1	2	0	3-2	0-1
2/17/23	at San Diego	R	-	1.0	2	0	3-3	2-1
2/19/23	at San Diego	R	-	0.1	1	0	0-0	0-1

### #41 JC GUTIERREZ

Date	Opponent	S/R	W/L/S	IP	H	HR	R-ER	BB-K
2/25/23	at South Alabama	R	-	1.0	1	0	0-0	0-0
3/5/23	vs. Ole Miss	R	-	0.2	1	0	0-0	0-2
3/11/23	Illinois State	R	-	1.0	0	0	0-0	2-1

### #42 JALEN WORTHLEY

Date	Opponent	S/R	W/L/S	IP	H	HR	R-ER	BB-K
2/19/23	at San Diego	R	-	1.2	0	0	0-0	0-2
2/24/23	at South Alabama	R	-	0.1	0	0	0-0	0-0
3/5/23	vs. Ole Miss	R	-	1.0	2	0	3-3	2-0
3/11/23	Illinois State	R	-	1.0	1	0	0-0	1-3

### #43 AUSTIN BERGGREN

Date	Opponent	S/R	W/L/S	IP	H	HR	R-ER	BB-K
2/20/23	at San Diego	R	-	0.2	1	0	2-0	0-0
3/7/23	Northern Colorado	R	-	2.0	1	0	1-1	1-4

### #48 SAM NOVOTNY

Date	Opponent	S/R	W/L/S	IP	H	HR	R-ER	BB-K
2/20/23	at San Diego	R	-	0.1	0	0	0-0	0-0

### #49 WILL RIZZO

Date	Opponent	S/R	W/L/S	IP	H	HR	R-ER	BB-K
2/17/23	at San Diego	R	-	0.1	1	0	0-0	0-0
3/5/23	vs. Ole Miss	R	-	0.1	2	0	1-1	1-0

### #51 MASON ORNELAS

Date	Opponent	S/R	W/L/S	IP	H	HR	R-ER	BB-K
2/14/20	Miami	R	-	1.0	0	0	0-0	0-0
2/18/20	Stephen F. Austin	R	-	1.0	0	0	0-0	0-0
2/21/20	Army	R	-	1.1	0	0	0-0	0-4
2/23/20	Army	R	W	0.1	1	1	1-1	1-0
2/29/20	vs. UCLA	R	-	2.2	1	0	0-0	0-2
3/6/20	New Mexico State	R	-	1.0	1	0	0-0	0-3
3/10/20	at Rice	R	-	1.0	0	0	0-0	0-1



2/20/21	Xavier	S	-	4.0	1	0	0-0	1-6
2/24/21	Tarleton	R	-	2.2	2	0	0-0	0-5
3/7/21	New Mexico State	R	-	2.0	1	0	0-0	0-1
3/16/21	at Houston	R	W	3.0	0	0	0-0	0-5
3/20/21	at Florida	R	-	3.1	6	1	4-4	0-4
3/23/21	Rice	R	-	0.2	1	0	1-1	0-0
3/28/21	Georgia	R	-	1.2	4	0	3-3	1-2
4/3/21	at Missouri	R	-	0.1	0	0	0-0	1-0
4/6/21	at Sam Houston	R	-	2.0	1	0	0-0	0-1
4/10/21	Alabama	R	-	3.2	7	0	2-2	0-6
4/18/21	at Arkansas	R	-	1.1	3	1	3-3	1-2
4/20/21	Texas Southern	R	W	2.2	2	0	0-0	0-4
4/24/21	Tennessee	R	W	3.0	2	0	1-1	0-2
5/1/21	at Mississippi State	R	-	3.0	1	0	0-0	3-1
5/4/21	vs. UT Arlington	R	-	1.0	2	0	2-2	0-0
5/8/21	Ole Miss	R	L	0.2	2	1	3-3	1-0
5/16/21	at Auburn	R	L	1.0	2	0	5-1	3-0

2/26/22	vs. TCU	R	-	2.1	2	0	0-0	1-2
3/4/22	at UT Arlington	R	-	2.0	0	0	0-0	1-0
3/9/22	at Kansas State	R	-	2.0	1	0	2-0	2-1
3/14/22	Omaha	R	-	1.0	2	0	2-2	2-1
3/18/22	Texas A&M-CC	R	W	1.2	1	0	0-0	0-2
3/20/22	Texas A&M-CC	R	-	2.0	3	2	4-4	1-1
3/27/22	Michigan	R	-	2.2	1	0	1-1	2-1
4/3/22	at Ohio State	R	-	2.0	3	1	2-2	1-1
4/6/22	at Omaha	R	-	1.0	1	0	1-1	1-1
4/15/22	BYU	R	-	1.0	3	0	3-3	1-1
4/22/22	at Indiana	R	-	3.2	4	0	1-1	0-3
4/26/22	K-State	R	-	3.2	2	1	2-2	1-4
5/7/22	at Minnesota	R	-	0.2	2	0	1-1	1-0
5/13/22	at Illinois	R	-	4.1	5	0	1-1	1-1
5/17/22	Oral Roberts	R	S	2.1	1	0	0-0	1-1
5/21/22	Michigan State	S	-	4.0	3	1	3-3	2-2

2/18/23	at San Diego	R	-	1.1	0	0	0-0	1-0
2/20/23	at San Diego	R	-	0.2	1	1	2-2	1-0
3/8/23	Northern Colorado	R	-	2.0	0	0	0-0	0-2

### #52 MICHAEL GARZA

Date	Opponent	S/R	W/L/S	IP	H	HR	R-ER	BB-K
3/19/19	Texas State	S	-	3.1	1	1	1-1	0-2
3/23/19	at McNeese	S	-	1.2	1	0	0-0	1-1
3/27/19	Missouri	R	-	0.1	2	0	1-1	0-1
3/29/19	New Orleans	S	-	2.0	5	1	2-2	0-1
4/9/19	Prairie View	R	-	2.0	0	0	0-0	2-3
4/14/19	at Nicholls	R	-	3.1	4	0	0-0	1-3
4/20/19	Houston Baptist	S	L	2.1	6	1	6-4	1-1
4/27/19	Arkansas-Pine Bluff	R	-	2.1	0	0	3-2	2-3
5/7/19	at UTSA	R	-	1.1	4	1	1-1	0-1
5/14/19	at Texas	R	-	0.1	2	0	2-2	1-0

2/15/20	Bradley	R	-	1.0	1	0	0-0	0-1
2/16/20	Bradley	R	-	1.2	3	1	3-3	1-3
2/22/20	Toledo	R	L	1.0	2	0	1-1	0-1
2/26/20	at Texas A&M	S	L	4.0	5	0	3-3	2-4
2/29/20	at Oral Roberts	R	-	1.0	0	0	0-0	0-1
3/3/20	Stephen F. Austin	S	W	5.0	4	0	2-0	1-5
3/7/20	at Texas A&M-CC	R	-	2.0	0	0	0-0	0-3
3/10/20	New Mexico	S	-	3.0	3	0	2-2	0-5

2/26/21	Texas Southern	R	S	3.2	0	0	0-0	0-6
3/3/21	at Texas A&M	S	-	4.0	3	0	3-3	6-4
3/10/21	Houston	R	-	0.2	4	0	3-3	0-1
3/13/21	at Northwestern State	S	-	7.0	5	0	2-2	0-10
3/19/21	Southeastern La.	R	W	5.0	7	0	2-1	0-6
3/21/21	Southeastern La.	R	S	1.0	1	0	0-0	0-1
3/27/21	Central Arkansas	R	W	1.0	1	0	1-1	1-1
3/27/21	Central Arkansas	S	-	4.0	4	0	1-1	0-3
4/2/21	at Stephen F. Austin	S	W	3.2	4	1	7-5	5-5
4/10/21	at McNeese	S	L	8.0	7	2	4-4	0-8
4/17/21	New Orleans	S	L	5.0	10	0	8-2	2-3
4/24/21	at Abilene Christian	S	L	3.1	8	2	6-6	1-0
5/1/21	at Nicholls	R	S	1.0	1	0	0-0	0-3
5/2/21	at Nicholls	S	L	3.2	10	0	5-5	1-2
5/7/21	Houston Baptist	R	-	2.0	1	0	0-0	0-1

5/7/21	Houston Baptist	R	S	2.0	3	0	0-0	0-0
5/9/21	Houston Baptist	R	S	2.0	0	0	0-0	1-1
5/21/21	Lamar	R	S	3.0	2	1	1-1	1-4
5/22/21	Lamar	R	-	1.1	4	1	4-4	1-0
2/25/22	South Dakota State	S	W	7.0	2	0	0-0	0-7
3/4/22	at Houston	S	L	5.2	9	1	4-4	2-8
3/12/22	UT Arlington	S	W	7.0	2	0	1-0	3-7
3/18/22	at Texas	S	L	3.0	8	1	8-7	6-1
3/25/22	Texas A&M-CC	S	L	5.0	7	0	6-5	2-6
4/1/22	Southeastern La.	S	-	4.1	8	0	4-4	3-6
4/9/22	Northwestern State	S	W	6.1	7	2	2-2	1-6
4/15/22	at McNeese	S	-	7.0	5	0	3-3	0-10
4/22/22	Nicholls	S	W	6.2	4	1	4-4	3-8
4/29/22	at Houston Baptist	S	L	4.0	12	2	9-8	1-5
5/6/22	at New Orleans	S	-	6.0	4	0	2-2	3-5
5/12/22	Texas A&M-CC	S	W	6.0	6	0	3-3	2-7
5/19/22	at McNeese	S	L	5.0	7	1	7-5	0-5

2/17/23	at San Diego	R	-	1.1	2	0	1-1	1-2
2/19/23	at San Diego	R	L	0.1	2	0	1-1	0-0
2/26/23	at South Alabama	R	W	6.0	1	0	0-0	1-3
3/5/23	vs. Ole Miss	R	-	3.1	4	0	0-0	3-1

### #55 JACE KAMINSKA

Date	Opponent	S/R	W/L/S	IP	H	HR	R-ER	BB-K
3/2/21	at Oral Roberts	R	-	1.1	2	0	0-0	3-2
3/7/21	Dixie State	R	-	3.0	5	1	2-2	2-5
3/23/21	Kansas State	S	W	5.0	3	0	1-0	2-4
4/2/21	at Houston	S	W	7.0	5	0	0-0	1-4
4/10/21	Houston	S	W	9.0	6	1	1-1	2-7
4/17/21	at Tulane	S	-	0.0	0	0	0-0	0-0
4/24/21	at Cincinnati	S	W	5.2	5	0	1-0	2-6
4/30/21	East Carolina	S	W	7.0	5	0	2-2	1-5
5/7/21	at UCF	S	W	6.0	5	1	1-1	1-6
5/14/21	USF	S	L	4.2	8	2	7-7	1-4
5/20/21	Memphis	S	W	5.0	4	1	2-2	3-2
5/26/21	vs. Houston	S	W	8.1	3	1	1-1	1-6

2/18/22	at Louisiana Tech	S	-	3.1	4	1	3-3	1-6
2/25/22	at Texas A&M-CC	S	-	5.1	5	0	3-3	2-7
3/4/22	vs. Iowa	S	-	5.1	8	1	4-4	0-3
3/11/22	South Dakota State	S	W	7.0	2	1	1-1	1-8
3/18/22	New Mexico	S	L	5.1	6	0	4-2	3-5
3/25/22	Creighton	S	L	5.2	3	0	3-2	4-5
4/1/22	at Houston	S	W	8.0	4	0	0-0	0-12
4/8/22	at East Carolina	S	L	4.2	8	0	5-5	2-2
4/14/22	Cincinnati	S	L	5.1	8	1	6-6	3-9
4/22/22	UCF	S	L	5.1	6	1	5-4	4-6
4/29/22	at Memphis	S	L	6.0	7	1	6-6	3-4
5/6/22	Houston	S	L	6.0	7	0	5-5	2-8
5/13/22	Tulane	R	W	5.1	3	0	0-0	3-7
5/19/22	at USF	R	L	3.0	4	1	4-4	0-1
5/24/22	vs. Houston	R	L	3.0	5	0	3-3	1-3

2/18/23	at San Diego	S	-	5.2	5	1	3-3	1-4
2/25/23	at South Alabama	S	W	5.1	7	0	3-3	1-4
3/4/23	vs. Hawaii	S	W	6.0	4	0	0-0	1-3
3/10/23	Illinois State	S	W	7.0	3	0	0-0	1-2



OUTFIELDER  
**LUKE  
JESSEN 1**

CLASS: **Sophomore**  
B/T: **L/L**  
HOMETOWN: **Elkhorn, Neb.**  
PREVIOUS SCHOOL: **Elkhorn South**

**SEASON HIGH**


**CATEGORY**

**CAREER HIGH**

.....	Hits	.....	3 at Sam Houston, 2/19/22
.....	Runs	.....	2 (3x) last vs. Michigan State, 5/21/22
.....	Doubles	.....	1 at Kansas State, 3/9/22
.....	Triples	.....	1 vs. Michigan, 3/26/22
.....	Home Runs	.....	
.....	RBI	.....	2 vs. Michigan, 3/26/22
.....	Stolen Bases	.....	1 vs. Michigan State, 5/20/22

**CAREER STATISTICS**

Year	AVG	GP	GS	AB	R	H	2B	3B	HR	RBI	TB	SLG%	BB	HBP	SO	GDP	OB%	SF	SH	SB-ATT	PO	A	E	FLD%
2022	.257	26	19	74	11	19	1	1	0	5	22	.297	6	2	27	1	.329	0	1	1-3	12	0	0	1.000
2023	.000	2	0	2	0	0	0	0	0	0	0	.000	0	0	0	0	.000	0	0	0-0	0	0	1	.000
<b>TOTAL</b>	<b>.250</b>	<b>28</b>	<b>19</b>	<b>76</b>	<b>11</b>	<b>19</b>	<b>1</b>	<b>1</b>	<b>0</b>	<b>5</b>	<b>22</b>	<b>.289</b>	<b>6</b>	<b>2</b>	<b>27</b>	<b>1</b>	<b>.321</b>	<b>0</b>	<b>1</b>	<b>1-3</b>	<b>12</b>	<b>0</b>	<b>1</b>	<b>.923</b>



OUTFIELDER  
**CASEY  
BURNHAM 2**

CLASS: **Senior**  
B/T: **L/L**  
HOMETOWN: **Grand Island, Neb.**  
PREVIOUS SCHOOL: **Kansas**

**SEASON HIGH**

**CATEGORY**

**CAREER HIGH**

3 vs. Vanderbilt, 3/3/23	Hits	.....	3 (5x) last vs. Vanderbilt, 3/3/23
3 at South Alabama, 2/24/23	Runs	.....	4 at Missouri, 5/18/21
3 vs. Vanderbilt, 3/3/23	Doubles	.....	Same
.....	Triples	.....	1 (3x) last vs. North Dakota State, 5/1/21
.....	Home Runs	.....	1 (2x) last at Charleston Southern, 2/23/20
3 vs. Illinois State, 3/11/23	RBI	.....	Same
1 (2x) last vs. Illinois State, 3/11/23	Stolen Bases	.....	3 vs. Seton Hall, 3/13/19

**CAREER STATISTICS (2019-22 at Kansas)**

Year	AVG	GP	GS	AB	R	H	2B	3B	HR	RBI	TB	SLG%	BB	HBP	SO	GDP	OB%	SF	SH	SB-ATT	PO	A	E	FLD%
2019	.237	49	41	135	27	32	5	2	1	11	44	.326	17	4	39	0	.338	1	10	11-17	115	0	0	1.000
2020	.265	12	12	49	9	13	6	0	1	3	22	.449	2	3	12	0	.327	1	0	2-2	32	0	1	.970
2021	.286	23	22	70	21	20	6	1	0	11	28	.400	15	3	11	0	.432	0	1	8-9	38	0	0	1.000
2022	.263	27	25	80	11	21	3	0	0	5	24	.300	17	4	16	0	.416	0	2	4-7	74	0	2	.974
2023	.333	11	11	33	12	11	5	0	0	6	16	.485	3	6	12	0	.476	0	1	2-2	28	0	0	1.000
<b>TOTAL</b>	<b>.264</b>	<b>122</b>	<b>111</b>	<b>367</b>	<b>80</b>	<b>97</b>	<b>25</b>	<b>3</b>	<b>2</b>	<b>36</b>	<b>134</b>	<b>.365</b>	<b>54</b>	<b>20</b>	<b>90</b>	<b>0</b>	<b>.386</b>	<b>2</b>	<b>14</b>	<b>27-37</b>	<b>287</b>	<b>0</b>	<b>3</b>	<b>.990</b>



INFIELDER  
**MAX  
ANDERSON 4**

CLASS: **Junior**  
B/T: **R/R**  
HOMETOWN: **Omaha, Neb.**  
PREVIOUS SCHOOL: **Millard West**

**SEASON HIGH**

**CATEGORY**

**CAREER HIGH**

3 (4x) last vs. Hawaii, 3/4/23	Hits	.....	4 (4x) last vs. Michigan State, 5/21/22
2 (3x) last vs. Northern Colorado, 3/7/23	Runs	.....	3 (3x) last vs. Oral Roberts, 5/17/22
1 (8x) last vs. Illinois State, 3/10/23	Doubles	.....	2 (2x) last at Omaha, 4/6/22
1 (2x) last vs. Illinois State, 3/10/23	Triples	.....	1 (6x) last vs. Illinois State, 3/10/23
1 at San Diego, 2/19/23	Home Runs	.....	2 vs. Michigan State, 5/21/22
4 at San Diego, 2/19/23	RBI	.....	5 at Iowa, 3/21/21
.....	Stolen Bases	.....	2 (2x) last vs. K-State, 4/26/22

**CAREER STATISTICS**

Year	AVG	GP	GS	AB	R	H	2B	3B	HR	RBI	TB	SLG%	BB	HBP	SO	GDP	OB%	SF	SH	SB-ATT	PO	A	E	FLD%
2021	.332	45	45	184	35	61	8	1	7	32	92	.500	16	1	26	5	.386	1	0	3-4	23	53	6	.927
2022	.299	53	53	224	47	67	12	3	10	45	115	.513	14	3	26	6	.349	0	0	6-7	113	85	8	.961
2023	.439	14	14	57	9	25	8	2	1	15	40	.702	6	2	7	2	.508	0	0	0-0	29	33	0	1.000
<b>TOTAL</b>	<b>.329</b>	<b>112</b>	<b>112</b>	<b>465</b>	<b>91</b>	<b>153</b>	<b>28</b>	<b>6</b>	<b>18</b>	<b>92</b>	<b>247</b>	<b>.531</b>	<b>36</b>	<b>6</b>	<b>59</b>	<b>13</b>	<b>.384</b>	<b>1</b>	<b>0</b>	<b>9-11</b>	<b>165</b>	<b>171</b>	<b>14</b>	<b>.960</b>



CATCHER  
**JOSH CARON 5**

CLASS: **Sophomore**  
B/T: **R/R**  
HOMETOWN: **Sun Prairie, Wis.**  
PREVIOUS SCHOOL: **Sun Prairie**

**SEASON HIGH**

3 at South Alabama, 2/26/23  
2 (3x) last vs. Northern Colorado, 3/7/23  
1 (4x) last vs. Illinois State, 3/10/23  
2 at South Alabama, 2/26/23  
5 at South Alabama, 2/26/23  
1 at San Diego, 2/19/23

**CATEGORY**

Hits ..... Same  
Runs ..... 2 (5x) last vs. Northern Colorado, 3/7/23  
Doubles ..... 1 (7x) last vs. Illinois State, 3/10/23  
Triples .....  
Home Runs ..... Same  
RBI ..... Same  
Stolen Bases ..... 1 (2x) last at San Diego, 2/19/23

**CAREER HIGH**

**CAREER STATISTICS**

Year	AVG	GP	GS	AB	R	H	2B	3B	HR	RBI	TB	SLG%	BB	HBP	SO	GDP	OB%	SF	SH	SB-ATT	PO	A	E	FLD%
2022	.179	26	22	78	10	14	3	0	0	7	17	.218	11	5	19	3	.316	1	0	1-1	93	13	1	.991
2023	.321	13	13	53	11	17	4	0	3	9	30	.566	4	3	11	0	.393	1	0	1-1	77	9	0	1.000
<b>TOTAL</b>	<b>.237</b>	<b>39</b>	<b>35</b>	<b>131</b>	<b>21</b>	<b>31</b>	<b>7</b>	<b>0</b>	<b>3</b>	<b>16</b>	<b>47</b>	<b>.359</b>	<b>15</b>	<b>8</b>	<b>30</b>	<b>3</b>	<b>.346</b>	<b>2</b>	<b>0</b>	<b>2-2</b>	<b>170</b>	<b>22</b>	<b>1</b>	<b>.995</b>



RIGHT-HANDED PITCHER  
**SHAY SCHANAMAN 8**

CLASS: **Senior**  
B/T: **R/R**  
HOMETOWN: **Grand Island, Neb.**  
PREVIOUS SCHOOL: **Grand Island**

**SEASON HIGH**

3.0 (2x) last vs. Illinois State, 3/10/23  
4 at San Diego, 2/20/23  
4 at San Diego, 2/20/23  
2 (3x) last at South Alabama, 2/24/23  
5 vs. Illinois State, 3/10/23

**CATEGORY**

Innings ..... 9.0 vs. Northwestern State, 3/5/22  
Runs ..... 7 (4x) last at Illinois, 5/13/22  
Earned Runs ..... 7 vs. Rutgers, 4/8/22  
Walks ..... 5 at Iowa, 3/21/21  
Strikeouts ..... 11 vs. Maryland, 4/10/21

**CAREER HIGH**

**CAREER STATISTICS**

Year	ERA	W	L	App	GS	CG	SHO	CBO	SV	IP	H	R	ER	BB	SO	2B	3B	HR	BF	B/Avg	WP	HBP	BK	SFA	SHA
2019	3.18	1	2	19	0	0	0	0	3	22.2	13	10	8	14	23	2	0	3	98	.163	6	1	0	1	2
2020	6.97	2	2	6	0	0	0	1	0	10.1	9	8	8	4	10	4	1	0	44	.231	0	0	0	0	1
2021	5.08	5	2	13	12	0	0	1	0	67.1	63	44	38	25	72	15	1	7	300	.242	4	12	0	3	0
2022	4.44	2	8	15	13	2	1	0	0	77.0	75	48	38	29	76	14	2	12	348	.251	7	11	1	6	3
2023	5.56	1	1	5	0	0	0	0	1	11.1	5	7	7	7	15	0	0	0	49	.132	2	4	0	0	0
<b>TOTAL</b>	<b>4.72</b>	<b>11</b>	<b>15</b>	<b>58</b>	<b>25</b>	<b>2</b>	<b>1</b>	<b>2</b>	<b>4</b>	<b>188.2</b>	<b>165</b>	<b>117</b>	<b>99</b>	<b>79</b>	<b>196</b>	<b>35</b>	<b>4</b>	<b>22</b>	<b>839</b>	<b>.230</b>	<b>19</b>	<b>28</b>	<b>1</b>	<b>10</b>	<b>6</b>



INFIELDER  
**EFRAY CERVANTES 9**

CLASS: **Senior**  
B/T: **R/R**  
HOMETOWN: **Tucson, Ariz.**  
PREVIOUS SCHOOL: **South Mountain CC**

**SEASON HIGH**

2 at San Diego, 2/20/23  
1 (2x) last vs. Ole Miss, 3/5/23  
1 vs. Ole Miss, 3/5/23  
1 (2x) last vs. Illinois State, 3/10/23

**CATEGORY**

Hits ..... 2 (3x) last at San Diego, 2/20/23  
Runs ..... 2 (2x) last at Minnesota, 5/7/22  
Doubles ..... 1 (4x) last vs. Michigan State, 5/21/22  
Triples .....  
Home Runs ..... 1 (2x) last vs. Ole Miss, 3/5/23  
RBI ..... 2 (3x) last vs. Iowa, 5/1/22  
Stolen Bases ..... 1 vs. Rutgers, 5/1/21

**CAREER HIGH**

**CAREER STATISTICS**

Year	AVG	GP	GS	AB	R	H	2B	3B	HR	RBI	TB	SLG%	BB	HBP	SO	GDP	OB%	SF	SH	SB-ATT	PO	A	E	FLD%
2021	.082	36	14	49	7	4	0	0	0	4	4	.082	8	3	12	0	.250	0	5	1-2	19	25	1	.978
2022	.187	40	37	107	12	20	4	0	1	10	27	.252	13	11	20	0	.333	1	11	0-1	35	79	3	.974
2023	.286	7	3	14	2	4	0	0	1	2	7	.500	0	0	1	0	.286	0	0	0-0	11	1	0	1.000
<b>TOTAL</b>	<b>.165</b>	<b>83</b>	<b>54</b>	<b>170</b>	<b>21</b>	<b>28</b>	<b>4</b>	<b>0</b>	<b>2</b>	<b>16</b>	<b>38</b>	<b>.224</b>	<b>21</b>	<b>14</b>	<b>33</b>	<b>0</b>	<b>.306</b>	<b>1</b>	<b>16</b>	<b>1-3</b>	<b>65</b>	<b>105</b>	<b>4</b>	<b>.977</b>



CATCHER  
**BEN COLUMBUS 10**

CLASS: **Junior**  
B/T: **L/R**  
HOMETOWN: **North Vancouver, British Columbia**  
PREVIOUS SCHOOL: **Wharton County JC**

SEASON HIGH	CATEGORY	CAREER HIGH
2 at San Diego, 2/20/23	Hits	Same
2 (3x) last vs. Northern Colorado, 3/8/23	Runs	Same
1 (3x) last vs. Northern Colorado, 3/7/23	Doubles	Same
	Triples	
	Home Runs	
3 at South Alabama, 2/24/23	RBI	Same
	Stolen Bases	

**CAREER STATISTICS**

Year	AVG	GP	GS	AB	R	H	2B	3B	HR	RBI	TB	SLG%	BB	HBP	SO	GDP	OB%	SF	SH	SB-ATT	PO	A	E	FLD%
2023	.235	12	9	34	8	8	3	0	0	8	11	.324	7	2	11	0	.378	2	0	0-0	35	2	0	1.000
<b>TOTAL</b>	<b>.235</b>	<b>12</b>	<b>9</b>	<b>34</b>	<b>8</b>	<b>8</b>	<b>3</b>	<b>0</b>	<b>0</b>	<b>8</b>	<b>11</b>	<b>.324</b>	<b>7</b>	<b>2</b>	<b>11</b>	<b>0</b>	<b>.378</b>	<b>2</b>	<b>0</b>	<b>0-0</b>	<b>35</b>	<b>2</b>	<b>0</b>	<b>1.000</b>



OUTFIELDER  
**DANIEL YOUNG 11**

CLASS: **Redshirt Junior**  
B/T: **L/L**  
HOMETOWN: **North Zulch, Texas**  
PREVIOUS SCHOOL: **Tyler JC**

SEASON HIGH	CATEGORY	CAREER HIGH
	Hits	
	Runs	
	Doubles	
	Triples	
	Home Runs	
	RBI	
	Stolen Bases	

**CAREER STATISTICS**

Year	AVG	GP	GS	AB	R	H	2B	3B	HR	RBI	TB	SLG%	BB	HBP	SO	GDP	OB%	SF	SH	SB-ATT	PO	A	E	FLD%
2023	.000	1	0	1	0	0	0	0	0	0	0	.000	0	0	0	0	.000	0	0	0-0	0	0	0	.000
<b>TOTAL</b>	<b>.000</b>	<b>1</b>	<b>0</b>	<b>1</b>	<b>0</b>	<b>0</b>	<b>0</b>	<b>0</b>	<b>0</b>	<b>0</b>	<b>0</b>	<b>.000</b>	<b>0</b>	<b>0</b>	<b>0</b>	<b>0</b>	<b>.000</b>	<b>0</b>	<b>0</b>	<b>0-0</b>	<b>0</b>	<b>0</b>	<b>0</b>	<b>.000</b>



OUTFIELDER  
**COLE EVANS 12**

CLASS: **Junior**  
B/T: **R/R**  
HOMETOWN: **Grand Island, Neb.**  
PREVIOUS SCHOOL: **Parkland College**

SEASON HIGH	CATEGORY	CAREER HIGH
4 vs. Illinois State, 3/11/23	Hits	Same
2 (2x) last vs. Illinois State, 3/11/23	Runs	Same
2 vs. Illinois State, 3/11/23	Doubles	Same
	Triples	
2 vs. Northern Colorado, 3/8/23	Home Runs	Same
4 vs. Illinois State, 3/11/23	RBI	Same
1 vs. Illinois State, 3/11/23	Stolen Bases	Same

**CAREER STATISTICS (2020 at Creighton)**

Year	AVG	GP	GS	AB	R	H	2B	3B	HR	RBI	TB	SLG%	BB	HBP	SO	GDP	OB%	SF	SH	SB-ATT	PO	A	E	FLD%
2020	.000	8	1	12	0	0	0	0	0	0	0	.000	0	1	7	0	.077	0	0	0-0	2	0	0	1.000
2023	.556	10	5	18	6	10	3	0	2	8	19	1.056	4	0	4	0	.636	0	0	1-2	14	0	0	1.000
<b>TOTAL</b>	<b>.333</b>	<b>18</b>	<b>6</b>	<b>30</b>	<b>6</b>	<b>10</b>	<b>3</b>	<b>0</b>	<b>2</b>	<b>8</b>	<b>19</b>	<b>.633</b>	<b>4</b>	<b>1</b>	<b>11</b>	<b>0</b>	<b>.429</b>	<b>0</b>	<b>0</b>	<b>1-2</b>	<b>16</b>	<b>0</b>	<b>0</b>	<b>1.000</b>



INFIELDER  
**MIKEY  
PAULEY 13**

CLASS: **Freshman**  
B/T: **R/R**  
HOMETOWN: **Overland Park, Kan.**  
PREVIOUS SCHOOL: **Blue Valley Northwest**

SEASON HIGH	CATEGORY	CAREER HIGH
.....	Hits .....	.....
.....	Runs .....	.....
.....	Doubles .....	.....
.....	Triples .....	.....
.....	Home Runs .....	.....
.....	RBI .....	.....
.....	Stolen Bases .....	.....

**CAREER STATISTICS**

Year AVG GP GS AB R H 2B 3B HR RBI TB SLG% BB HBP SO GDP OB% SF SH SB-ATT PO A E FLD%



INFIELDER  
**BRICE  
MATTHEWS 14**

CLASS: **Junior**  
B/T: **R/R**  
HOMETOWN: **Humble, Texas**  
PREVIOUS SCHOOL: **Atascocita**

SEASON HIGH	CATEGORY	CAREER HIGH
3 (3x) last vs. Illinois State, 3/10/23 .....	Hits .....	3 (6x) last vs. Illinois State, 3/10/23
3 (3x) last vs. Illinois State, 3/10/23 .....	Runs .....	4 vs. Iowa, 5/1/22
1 (6x) last vs. Northern Colorado, 3/7/23 .....	Doubles .....	2 vs. Northwestern, 5/14/21
.....	Triples .....	1 at Indiana, 5/22/21
1 (4x) last vs. Illinois State, 3/10/23 .....	Home Runs .....	1 (16x) last vs. Illinois State, 3/10/23
3 at South Alabama, 2/25/23 .....	RBI .....	5 vs. Maryland, 4/11/21
2 vs. Illinois State, 3/10/23 .....	Stolen Bases .....	2 (6x) last vs. Illinois State, 3/10/23

**CAREER STATISTICS**

Year	AVG	GP	GS	AB	R	H	2B	3B	HR	RBI	TB	SLG%	BB	HBP	SO	GDP	OB%	SF	SH	SB-ATT	PO	A	E	FLD%
2021	.273	39	36	132	28	36	8	1	5	34	61	.462	23	0	44	2	.381	0	1	7-10	50	74	6	.954
2022	.261	45	44	157	31	41	8	0	7	29	70	.446	25	6	56	1	.379	2	4	12-13	62	112	15	.921
2023	.404	14	14	52	17	21	6	0	4	17	39	.750	14	0	15	0	.522	1	0	7-9	17	31	4	.923
<b>TOTAL</b>	<b>.287</b>	<b>98</b>	<b>94</b>	<b>341</b>	<b>76</b>	<b>98</b>	<b>22</b>	<b>1</b>	<b>16</b>	<b>80</b>	<b>170</b>	<b>.499</b>	<b>62</b>	<b>6</b>	<b>115</b>	<b>3</b>	<b>.403</b>	<b>3</b>	<b>5</b>	<b>26-32</b>	<b>129</b>	<b>217</b>	<b>25</b>	<b>.933</b>




INFIELDER  
**DYLAN  
CAREY 15**

CLASS: **Freshman**  
B/T: **R/R**  
HOMETOWN: **Castle Rock, Colo.**  
PREVIOUS SCHOOL: **Ponderosa**

SEASON HIGH	CATEGORY	CAREER HIGH
4 vs. Hawaii, 3/4/23 .....	Hits .....	Same
2 (2x) last vs. Hawaii, 3/4/23 .....	Runs .....	Same
1 (2x) last at San Diego, 2/20/23 .....	Doubles .....	Same
1 vs. Northern Colorado, 3/7/23 .....	Triples .....	Same
1 (2x) last at San Diego, 2/20/23 .....	Home Runs .....	Same
2 (4x) last vs. Hawaii, 3/4/23 .....	RBI .....	Same
.....	Stolen Bases .....	.....

**CAREER STATISTICS**

Year	AVG	GP	GS	AB	R	H	2B	3B	HR	RBI	TB	SLG%	BB	HBP	SO	GDP	OB%	SF	SH	SB-ATT	PO	A	E	FLD%
2023	.300	14	14	60	12	18	2	1	2	9	28	.467	2	3	16	0	.348	1	0	0-0	9	16	0	1.000
<b>TOTAL</b>	<b>.300</b>	<b>14</b>	<b>14</b>	<b>60</b>	<b>12</b>	<b>18</b>	<b>2</b>	<b>1</b>	<b>2</b>	<b>9</b>	<b>28</b>	<b>.467</b>	<b>2</b>	<b>3</b>	<b>16</b>	<b>0</b>	<b>.348</b>	<b>1</b>	<b>0</b>	<b>0-0</b>	<b>9</b>	<b>16</b>	<b>0</b>	<b>1.000</b>



CATCHER  
**GRIFFIN  
EVERITT 16**

CLASS: **Senior**  
B/T: **R/R**  
HOMETOWN: **Lincoln, Neb.**  
PREVIOUS SCHOOL: **Kansas City CC**

**SEASON HIGH**

2 (2x) last vs. Hawaii, 3/4/23  
1 (3x) last vs. Illinois State, 3/11/23  
1 (2x) last vs. Hawaii, 3/4/23  
1 vs. Illinois State, 3/11/23  
1 vs. Northern Colorado, 3/8/23  
4 vs. Northern Colorado, 3/8/23  
1 vs. Northern Colorado, 3/8/23

**CATEGORY**

**Hits** ..... 4 (2x) last at Indiana, 4/24/22  
**Runs** ..... 3 (2x) last vs. Texas A&M-CC, 3/18/22  
**Doubles** ..... 1 (20x) last vs. Hawaii, 3/4/23  
**Triples** ..... 1 (2x) last vs. Illinois State, 3/11/23  
**Home Runs** ..... 2 vs. Omaha, 3/14/22  
**RBI** ..... 4 (5x) last vs. Northern Colorado, 3/8/23  
**Stolen Bases** ..... 1 (6x) last vs. Northern Colorado, 3/8/23

**CAREER HIGH**

**CAREER STATISTICS**

Year	AVG	GP	GS	AB	R	H	2B	3B	HR	RBI	TB	SLG%	BB	HBP	SO	GDP	OB%	SF	SH	SB-ATT	PO	A	E	FLD%
2021	.287	37	32	122	17	35	6	0	3	21	50	.410	12	4	38	1	.370	0	5	3-5	319	34	3	.992
2022	.291	53	53	203	38	59	12	1	8	41	97	.478	25	7	45	6	.384	2	0	2-6	329	30	6	.984
2023	.250	10	7	28	3	7	2	1	1	8	14	.500	3	1	7	1	.344	0	0	1-2	0	0	0	.000
<b>TOTAL</b>	<b>.286</b>	<b>100</b>	<b>92</b>	<b>353</b>	<b>58</b>	<b>101</b>	<b>20</b>	<b>2</b>	<b>12</b>	<b>70</b>	<b>161</b>	<b>.456</b>	<b>40</b>	<b>12</b>	<b>90</b>	<b>8</b>	<b>.376</b>	<b>2</b>	<b>5</b>	<b>6-13</b>	<b>648</b>	<b>64</b>	<b>9</b>	<b>.988</b>



OUTFIELDER  
**GARRETT  
ANGLIM 18**

CLASS: **Redshirt Sophomore**  
B/T: **R/R**  
HOMETOWN: **La Vista, Neb.**  
PREVIOUS SCHOOL: **Papillion-La Vista**

**SEASON HIGH**

3 vs. Hawaii, 3/4/23  
3 (2x) last vs. Hawaii, 3/4/23  
1 at South Alabama, 2/25/23  
1 at San Diego, 2/20/23  
1 vs. Vanderbilt, 3/3/23  
2 at San Diego, 2/20/23  
1 vs. Vanderbilt, 3/3/23


**CATEGORY**

**Hits** ..... 4 at Minnesota, 5/6/22  
**Runs** ..... 3 (5x) last vs. Hawaii, 3/4/23  
**Doubles** ..... 2 vs. Michigan, 3/25/22  
**Triples** ..... 2 at UT Arlington, 3/5/22  
**Home Runs** ..... 3 vs. Iowa, 5/1/22  
**RBI** ..... 6 vs. Michigan, 3/25/22  
**Stolen Bases** ..... 1 (8x) last vs. Vanderbilt, 3/3/23

**CAREER HIGH**

**CAREER STATISTICS**

Year	AVG	GP	GS	AB	R	H	2B	3B	HR	RBI	TB	SLG%	BB	HBP	SO	GDP	OB%	SF	SH	SB-ATT	PO	A	E	FLD%
2022	.303	49	45	178	28	54	11	4	4	28	85	.478	16	9	40	5	.387	1	0	6-9	67	1	1	.986
2023	.368	10	10	38	13	14	1	1	3	9	26	.684	2	3	13	0	.442	0	0	2-3	18	0	0	1.000
<b>TOTAL</b>	<b>.315</b>	<b>59</b>	<b>55</b>	<b>216</b>	<b>41</b>	<b>68</b>	<b>12</b>	<b>5</b>	<b>7</b>	<b>37</b>	<b>111</b>	<b>.514</b>	<b>18</b>	<b>12</b>	<b>53</b>	<b>5</b>	<b>.397</b>	<b>1</b>	<b>0</b>	<b>8-12</b>	<b>85</b>	<b>1</b>	<b>1</b>	<b>.989</b>



LEFT-HANDED PITCHER  
**KYLE  
PERRY 19**

CLASS: **Senior**  
B/T: **L/L**  
HOMETOWN: **Omaha, Neb.**  
PREVIOUS SCHOOL: **Millard South**

**SEASON HIGH**

2.0 vs. Ole Miss, 3/5/23  
2 (2x) last vs. Ole Miss, 3/5/23  
2 at San Diego, 2/19/23  
1 (2x) last vs. Ole Miss, 3/5/23  
2 vs. Ole Miss, 3/5/23


**CATEGORY**

**Innings** ..... 7.0 at Kansas State, 4/2/19  
**Runs** ..... 5 (3x) last at Sam Houston, 2/18/22  
**Earned Runs** ..... 5 (3x) last at Sam Houston, 2/18/22  
**Walks** ..... 5 at Sam Houston, 2/28/22  
**Strikeouts** ..... 9 vs. Air Force, 3/20/19

**CAREER HIGH**

**CAREER STATISTICS**

Year	ERA	W	L	App	GS	CG	SHO	CBO	SV	IP	H	R	ER	BB	SO	2B	3B	HR	BF	B/Avg	WP	HBP	BK	SFA	SHA
2019	5.47	2	1	11	7	0	0	1	0	26.1	29	16	16	18	29	7	1	2	129	.282	2	6	1	1	1
2020	5.06	1	0	4	1	0	0	0	0	10.2	7	6	6	2	11	3	0	1	41	.179	0	0	0	0	0
2021	3.48	2	0	4	4	0	0	1	0	10.1	7	5	4	4	15	1	0	0	42	.184	1	0	0	0	0
2022	6.75	0	2	5	4	0	0	0	0	14.2	16	11	11	10	17	4	0	2	72	.276	1	3	0	0	1
2023	5.79	0	0	3	0	0	0	0	1	4.2	2	4	3	2	3	1	1	0	21	.143	0	3	0	1	1
<b>TOTAL</b>	<b>5.40</b>	<b>5</b>	<b>3</b>	<b>27</b>	<b>16</b>	<b>0</b>	<b>0</b>	<b>2</b>	<b>1</b>	<b>66.2</b>	<b>61</b>	<b>42</b>	<b>40</b>	<b>36</b>	<b>75</b>	<b>16</b>	<b>2</b>	<b>5</b>	<b>305</b>	<b>.242</b>	<b>4</b>	<b>12</b>	<b>1</b>	<b>2</b>	<b>3</b>



OUTFIELDER  
**LUKE SARTORI 21**

CLASS: **Senior**  
B/T: **R/R**  
HOMETOWN: **Lincoln, Neb.**  
PREVIOUS SCHOOL: **Hutchinson CC**

**SEASON HIGH**

1 (2x) last vs. Northern Colorado, 3/8/23  
1 (5x) last vs. Illinois State, 3/10/23  
1 at South Alabama, 2/25/23  
1 (2x) last vs. Illinois State, 3/10/23


**CATEGORY**

Hits ..... 2 (4x) last at Minnesota, 5/6/22  
Runs ..... 3 at Ohio State, 4/3/22  
Doubles ..... 1 at Illinois, 5/14/22  
Triples .....  
Home Runs ..... 1 at Ohio State, 4/3/22  
RBI ..... 4 at Ohio State, 4/3/22  
Stolen Bases ..... 1 (7x) last vs. Illinois State, 3/10/23

**CAREER HIGH**

**CAREER STATISTICS**

Year	AVG	GP	GS	AB	R	H	2B	3B	HR	RBI	TB	SLG%	BB	HBP	SO	GDP	OB%	SF	SH	SB-ATT	PO	A	E	FLD%
2021	1.000	5	0	1	1	1	0	0	0	1	1	1.000	0	0	0	0	1.000	0	0	0-1	0	0	0	.000
2022	.192	41	20	73	19	14	1	0	1	9	18	.247	9	3	21	0	.306	0	2	5-5	50	1	0	1.000
2023	.182	10	2	11	5	2	0	0	0	1	2	.182	0	2	4	0	.308	0	0	2-2	9	0	0	1.000
<b>TOTAL</b>	<b>.200</b>	<b>56</b>	<b>22</b>	<b>85</b>	<b>25</b>	<b>17</b>	<b>1</b>	<b>0</b>	<b>1</b>	<b>11</b>	<b>21</b>	<b>.247</b>	<b>9</b>	<b>5</b>	<b>25</b>	<b>0</b>	<b>.313</b>	<b>0</b>	<b>2</b>	<b>7-8</b>	<b>59</b>	<b>1</b>	<b>0</b>	<b>1.000</b>



INFIELDER  
**BRYCE HUGHES 23**

CLASS: **Junior**  
B/T: **R/R**  
HOMETOWN: **Channelview, Texas**  
PREVIOUS SCHOOL: **Alvin CC**

**SEASON HIGH**


Hits .....  
Runs .....  
Doubles .....  
Triples .....  
Home Runs .....  
RBI .....  
Stolen Bases .....

**CATEGORY**

**CAREER HIGH**

**CAREER STATISTICS**

Year	AVG	GP	GS	AB	R	H	2B	3B	HR	RBI	TB	SLG%	BB	HBP	SO	GDP	OB%	SF	SH	SB-ATT	PO	A	E	FLD%
------	-----	----	----	----	---	---	----	----	----	-----	----	------	----	-----	----	-----	-----	----	----	--------	----	---	---	------



LEFT-HANDED PITCHER  
**CALEB CLARK 24**

CLASS: **Freshman**  
B/T: **L/L**  
HOMETOWN: **Orillia, Ontario**  
PREVIOUS SCHOOL: **Orillia Secondary School**

**SEASON HIGH**

4.1 at San Diego, 2/19/23  
8 vs. Ole Miss, 3/5/23  
8 vs. Ole Miss, 3/5/23  
2 (2x) last at South Alabama, 2/26/23  
4 vs. Northern Colorado, 3/8/23

**CATEGORY**

Innings ..... Same  
Runs ..... Same  
Earned Runs ..... Same  
Walks ..... Same  
Strikeouts ..... Same

**CAREER HIGH**

**CAREER STATISTICS**

Year	ERA	W	L	App	GS	CG	SHO	CBO	SV	IP	H	R	ER	BB	SO	2B	3B	HR	BF	B/Avg	WP	HBP	BK	SFA	SHA
2023	13.94	1	1	4	3	0	0	0	0	10.1	16	16	16	5	7	1	2	2	55	.356	0	5	0	0	0
<b>TOTAL</b>	<b>13.94</b>	<b>1</b>	<b>1</b>	<b>4</b>	<b>3</b>	<b>0</b>	<b>0</b>	<b>0</b>	<b>0</b>	<b>10.1</b>	<b>16</b>	<b>16</b>	<b>16</b>	<b>5</b>	<b>7</b>	<b>1</b>	<b>2</b>	<b>2</b>	<b>55</b>	<b>.356</b>	<b>0</b>	<b>5</b>	<b>0</b>	<b>0</b>	<b>0</b>



RIGHT-HANDED PITCHER

# DREW CHRISTO 25

CLASS: **Sophomore**  
 B/T: **L/R**  
 HOMETOWN: **Elkhorn, Neb.**  
 PREVIOUS SCHOOL: **Elkhorn**

**SEASON HIGH**

1.2 vs. Northern Colorado, 3/8/23  
 3 at San Diego, 2/20/23  
 2 vs. Northern Colorado, 3/8/23  
 2 (2x) last vs. Northern Colorado, 3/8/23  
 2 vs. Hawaii, 3/4/23

**CATEGORY**

**Innings** ..... 2.0 at Omaha, 4/6/22  
**Runs** ..... 5 vs. Rutgers, 4/10/22  
**Earned Runs** ..... 3 at Omaha, 4/6/22  
**Walks** ..... 3 vs. New Mexico State, 3/16/22  
**Strikeouts** ..... 2 (3x) last vs. Hawaii, 3/4/23

**CAREER HIGH**

**CAREER STATISTICS**

Year	ERA	W	L	App	GS	CG	SHO	CBO	SV	IP	H	R	ER	BB	SO	2B	3B	HR	BF	B/Avg	WP	HBP	BK	SFA	SHA
2022	8.44	0	1	5	2	0	0	0	0	5.1	10	12	5	5	5	3	0	3	35	.370	1	2	0	0	0
2023	7.36	0	0	3	1	0	0	0	0	3.2	4	5	3	4	4	0	0	0	22	.308	1	3	0	1	1
<b>TOTAL</b>	<b>8.00</b>	<b>0</b>	<b>1</b>	<b>8</b>	<b>3</b>	<b>0</b>	<b>0</b>	<b>0</b>	<b>0</b>	<b>9.0</b>	<b>14</b>	<b>17</b>	<b>8</b>	<b>9</b>	<b>9</b>	<b>3</b>	<b>0</b>	<b>3</b>	<b>57</b>	<b>.350</b>	<b>2</b>	<b>5</b>	<b>0</b>	<b>1</b>	<b>1</b>



LEFT-HANDED PITCHER

# JAKE BUNZ 27

CLASS: **Senior**  
 B/T: **L/L**  
 HOMETOWN: **Elkhorn, Neb.**  
 PREVIOUS SCHOOL: **Hutchinson CC**

**SEASON HIGH**

0.2 vs. Hawaii, 3/4/23  
 3 at San Diego, 2/20/23  
 2 at San Diego, 2/20/23  
 1 vs. Hawaii, 3/4/23

**CATEGORY**

**Innings** ..... 4.0 (2x) last vs. Minnesota, 3/27/21  
**Runs** ..... 3 (2x) last at San Diego, 2/20/23  
**Earned Runs** ..... 3 vs. Iowa, 3/14/21  
**Walks** ..... 3 (3x) last at Arkansas, 6/5/21  
**Strikeouts** ..... 5 (2x) last vs. Minnesota, 3/27/21

**CAREER HIGH**

**CAREER STATISTICS**

Year	ERA	W	L	App	GS	CG	SHO	CBO	SV	IP	H	R	ER	BB	SO	2B	3B	HR	BF	B/Avg	WP	HBP	BK	SFA	SHA
2021	2.20	2	1	20	3	0	0	3	1	32.2	19	8	8	20	42	3	1	2	135	.168	3	1	0	0	1
2022	0.00	0	0	1	0	0	0	0	0	0.1	0	0	0	0	1	0	0	0	1	.000	0	0	0	0	0
2023	0.00	0	0	2	0	0	0	0	0	0.2	2	3	0	2	1	0	0	1	5	.667	0	0	0	0	0
<b>TOTAL</b>	<b>2.14</b>	<b>2</b>	<b>1</b>	<b>23</b>	<b>3</b>	<b>0</b>	<b>0</b>	<b>3</b>	<b>1</b>	<b>33.2</b>	<b>21</b>	<b>11</b>	<b>8</b>	<b>22</b>	<b>44</b>	<b>3</b>	<b>1</b>	<b>3</b>	<b>141</b>	<b>.179</b>	<b>3</b>	<b>1</b>	<b>0</b>	<b>0</b>	<b>1</b>



INFIELDER

# BLAKE MOZLEY 28

CLASS: **Junior**  
 B/T: **L/R**  
 HOMETOWN: **Ozark, Mo.**  
 PREVIOUS SCHOOL: **Johnson County CC**

**SEASON HIGH**

1 at South Alabama, 2/25/23  
 1 at South Alabama, 2/25/23

**CATEGORY**

**Hits** ..... 2 (3x) last at Evansville, 4/17/21  
**Runs** ..... 1 (10x) last at Evansville, 4/18/21  
**Doubles** ..... 1 (4x) last at South Alabama, 2/25/23  
**Triples** .....  
**Home Runs** .....  
**RBI** ..... 1 (8x) last at Illinois State, 5/16/21  
**Stolen Bases** .....

**CAREER HIGH**

**CAREER STATISTICS (2020-21 at Missouri State)**

Year	AVG	GP	GS	AB	R	H	2B	3B	HR	RBI	TB	SLG%	BB	HBP	SO	GDP	OB%	SF	SH	SB-ATT	PO	A	E	FLD%
2020	.250	4	0	4	1	1	1	0	0	0	2	.500	0	0	1	0	.250	0	0	0-0	0	0	0	.000
2021	.286	33	19	77	9	22	2	0	0	8	24	.312	11	0	25	1	.375	0	1	0-0	13	39	2	.963
2023	.250	5	0	4	0	1	1	0	0	0	2	.500	0	0	1	0	.250	0	0	0-0	1	0	0	1.000
<b>TOTAL</b>	<b>.282</b>	<b>42</b>	<b>19</b>	<b>85</b>	<b>10</b>	<b>24</b>	<b>4</b>	<b>0</b>	<b>0</b>	<b>8</b>	<b>28</b>	<b>.329</b>	<b>11</b>	<b>0</b>	<b>27</b>	<b>1</b>	<b>.365</b>	<b>0</b>	<b>1</b>	<b>0-0</b>	<b>14</b>	<b>39</b>	<b>2</b>	<b>.964</b>





LEFT-HANDED PITCHER  
**WILL WALSH 30**

CLASS: **Redshirt Sophomore**  
B/T: **R/L**  
HOMETOWN: **Leawood, Kan.**  
PREVIOUS SCHOOL: **Rockhurst**

**SEASON HIGH**

2 vs. Northern Colorado, 3/7/23  
3 at South Alabama, 2/25/23  
1 vs. Vanderbilt, 3/3/23  
1 (2x) last vs. Northern Colorado, 3/7/23  
2 (2x) last vs. Northern Colorado, 3/7/23

**CATEGORY**

Hits ..... Same  
Runs ..... Same  
Doubles ..... Same  
Triples .....  
Home Runs ..... Same  
RBI ..... Same  
Stolen Bases .....

**CAREER HIGH**

**CAREER STATISTICS**

Year	AVG	GP	GS	AB	R	H	2B	3B	HR	RBI	TB	SLG%	BB	HBP	SO	GDP	OB%	SF	SH	SB-ATT	PO	A	E	FLD%
2022	.000	2	0	2	0	0	0	0	0	0	0	.000	0	0	2	0	.000	0	0	0-0	0	0	0	.000
2023	.192	11	7	26	5	5	1	0	2	4	12	.462	3	2	8	0	.323	0	0	0-0	50	5	0	1.000
<b>TOTAL</b>	<b>.179</b>	<b>13</b>	<b>7</b>	<b>28</b>	<b>5</b>	<b>5</b>	<b>1</b>	<b>0</b>	<b>2</b>	<b>4</b>	<b>12</b>	<b>.429</b>	<b>3</b>	<b>2</b>	<b>10</b>	<b>0</b>	<b>.303</b>	<b>0</b>	<b>0</b>	<b>0-0</b>	<b>50</b>	<b>5</b>	<b>0</b>	<b>1.000</b>

Year	ERA	W	L	App	GS	CG	SHO	CBO	SV	IP	H	R	ER	BB	SO	2B	3B	HR	BF	B/Avg	WP	HBP	BK	SFA	SHA
2022	13.50	0	0	1	0	0	0	0	0	0.2	3	1	1	0	1	0	0	0	5	.600	1	0	0	0	0
2023	6.75	0	0	2	0	0	0	0	0	1.1	2	2	1	0	2	0	0	2	6	.333	0	0	0	0	0
<b>TOTAL</b>	<b>9.00</b>	<b>0</b>	<b>0</b>	<b>3</b>	<b>0</b>	<b>0</b>	<b>0</b>	<b>0</b>	<b>0</b>	<b>2.0</b>	<b>5</b>	<b>3</b>	<b>2</b>	<b>0</b>	<b>3</b>	<b>0</b>	<b>0</b>	<b>2</b>	<b>11</b>	<b>.455</b>	<b>1</b>	<b>0</b>	<b>0</b>	<b>0</b>	<b>0</b>



RIGHT-HANDED PITCHER  
**CJ HOOD 32**

CLASS: **Sophomore**  
B/T: **R/R**  
HOMETOWN: **Hickman, Neb.**  
PREVIOUS SCHOOL: **Norris**

**SEASON HIGH**

.....  
.....  
.....  
.....  
.....

**CATEGORY**

Innings ..... 1.1 (2x) last vs. North Dakota State, 4/20/22  
Runs ..... 4 vs. Rutgers, 4/10/22  
Earned Runs ..... 4 vs. Rutgers, 4/10/22  
Walks ..... 2 (3x) last vs. North Dakota State, 4/20/22  
Strikeouts ..... 3 vs. Texas A&M-CC, 3/20/22

**CAREER HIGH**

**CAREER STATISTICS**

Year	ERA	W	L	App	GS	CG	SHO	CBO	SV	IP	H	R	ER	BB	SO	2B	3B	HR	BF	B/Avg	WP	HBP	BK	SFA	SHA
2022	4.26	2	0	18	0	0	0	0	1	12.2	8	8	6	13	12	4	0	1	58	.200	5	2	0	3	0
<b>TOTAL</b>	<b>4.26</b>	<b>2</b>	<b>0</b>	<b>18</b>	<b>0</b>	<b>0</b>	<b>0</b>	<b>0</b>	<b>1</b>	<b>12.2</b>	<b>8</b>	<b>8</b>	<b>6</b>	<b>13</b>	<b>12</b>	<b>4</b>	<b>0</b>	<b>1</b>	<b>58</b>	<b>.200</b>	<b>5</b>	<b>2</b>	<b>0</b>	<b>3</b>	<b>0</b>



LEFT-HANDED PITCHER  
**JACKSON BROCKETT 33**

CLASS: **Sophomore**  
B/T: **L/L**  
HOMETOWN: **Omaha, Neb.**  
PREVIOUS SCHOOL: **Buford (Ga.)**

**SEASON HIGH**

4.0 vs. Northern Colorado, 3/7/23  
1 at San Diego, 2/20/23  
1 at San Diego, 2/20/23  
1 at San Diego, 2/20/23  
5 vs. Northern Colorado, 3/7/23


**CATEGORY**

Innings ..... 5.1 at Minnesota, 5/8/22  
Runs ..... 4 vs. K-State, 4/26/22  
Earned Runs ..... 4 vs. K-State, 4/26/22  
Walks ..... 3 vs. K-State, 4/26/22  
Strikeouts ..... 7 at Minnesota, 5/8/22

**CAREER HIGH**

**CAREER STATISTICS**

Year	ERA	W	L	App	GS	CG	SHO	CBO	SV	IP	H	R	ER	BB	SO	2B	3B	HR	BF	B/Avg	WP	HBP	BK	SFA	SHA
2022	5.23	0	1	12	5	0	0	0	0	31.0	28	19	18	15	29	5	2	3	138	.237	5	4	0	1	0
2023	1.04	1	0	3	2	0	0	0	0	8.2	4	1	1	1	8	1	0	0	31	.133	3	0	0	0	0
<b>TOTAL</b>	<b>4.31</b>	<b>1</b>	<b>1</b>	<b>15</b>	<b>7</b>	<b>0</b>	<b>0</b>	<b>0</b>	<b>0</b>	<b>39.2</b>	<b>32</b>	<b>20</b>	<b>19</b>	<b>16</b>	<b>37</b>	<b>6</b>	<b>2</b>	<b>3</b>	<b>169</b>	<b>.216</b>	<b>8</b>	<b>4</b>	<b>0</b>	<b>1</b>	<b>0</b>



RIGHT-HANDED PITCHER  
**BRETT SEARS 34**

CLASS: **Junior**  
B/T: **R/R**  
HOMETOWN: **Westphalia, Iowa**  
PREVIOUS SCHOOL: **Iowa Central CC**

**SEASON HIGH**

1.1 vs. Hawaii, 3/4/23  
3 vs. Hawaii, 3/4/23  
3 vs. Hawaii, 3/4/23  
1 at San Diego, 2/19/23  
2 vs. Northern Colorado, 3/7/23

**CATEGORY**

**Innings** ..... 7.0 (2x) last vs. South Dakota State, 3/26/21  
**Runs** ..... 10 vs. Oral Roberts, 4/2/21  
**Earned Runs** ..... 10 vs. Oral Roberts, 4/2/21  
**Walks** ..... 5 (2x) last vs. Omaha, 5/20/21  
**Strikeouts** ..... 5 (2x) last vs. Omaha, 5/20/21

**CAREER HIGH**

**CAREER STATISTICS (2020-21 at Western Illinois)**

Year	ERA	W	L	App	GS	CG	SHO	CBO	SV	IP	H	R	ER	BB	SO	2B	3B	HR	BF	B/Avg	WP	HBP	BK	SFA	SHA
2020	12.27	0	1	3	2	0	0	0	0	7.1	13	10	10	6	6	3	0	1	45	.99000	1	6	0	0	1
2021	5.91	2	4	8	8	1	1	0	0	42.2	52	32	28	22	25	17	0	2	202	.99000	2	3	1	2	2
2023	19.29	0	0	3	0	0	0	0	0	2.1	9	5	5	1	3	3	0	2	17	.563	0	0	0	0	0
<b>TOTAL</b>	<b>7.39</b>	<b>2</b>	<b>5</b>	<b>14</b>	<b>10</b>	<b>1</b>	<b>1</b>	<b>0</b>	<b>0</b>	<b>52.1</b>	<b>74</b>	<b>47</b>	<b>43</b>	<b>29</b>	<b>34</b>	<b>23</b>	<b>0</b>	<b>5</b>	<b>264</b>	<b>4.625</b>	<b>3</b>	<b>9</b>	<b>1</b>	<b>2</b>	<b>3</b>



RIGHT-HANDED PITCHER  
**BRANDON LUNDQUIST 36**

CLASS: **Freshman**  
B/T: **R/R**  
HOMETOWN: **Elkhorn, Neb.**  
PREVIOUS SCHOOL: **Millard North**

**SEASON HIGH**

.....  
.....  
.....  
.....  
.....

**CATEGORY**

**Innings** .....  
**Runs** .....  
**Earned Runs** .....  
**Walks** .....  
**Strikeouts** .....

**CAREER HIGH**

**CAREER STATISTICS**

Year	ERA	W	L	App	GS	CG	SHO	CBO	SV	IP	H	R	ER	BB	SO	2B	3B	HR	BF	B/Avg	WP	HBP	BK	SFA	SHA
------	-----	---	---	-----	----	----	-----	-----	----	----	---	---	----	----	----	----	----	----	----	-------	----	-----	----	-----	-----



LEFT-HANDED PITCHER  
**EMMETT OLSON 38**

CLASS: **Junior**  
B/T: **L/L**  
HOMETOWN: **Des Plaines, Ill.**  
PREVIOUS SCHOOL: **Maine West**

**SEASON HIGH**

6.0 (2x) last vs. Illinois State, 3/10/23  
4 at South Alabama, 2/24/23  
3 (2x) last vs. Vanderbilt, 3/3/23  
3 vs. Vanderbilt, 3/3/23  
8 vs. Illinois State, 3/10/23

**CATEGORY**

**Innings** ..... 7.0 (2x) last vs. Michigan State, 5/20/22  
**Runs** ..... 6 at Indiana, 4/23/22  
**Earned Runs** ..... 4 at Minnesota, 5/7/22  
**Walks** ..... 4 at Minnesota, 5/7/22  
**Strikeouts** ..... Same

**CAREER HIGH**

**CAREER STATISTICS**

Year	ERA	W	L	App	GS	CG	SHO	CBO	SV	IP	H	R	ER	BB	SO	2B	3B	HR	BF	B/Avg	WP	HBP	BK	SFA	SHA
2021	4.50	1	0	10	0	0	0	0	0	12.0	13	9	6	6	16	0	0	1	57	.255	1	0	0	0	0
2022	2.86	3	3	19	8	1	0	1	1	66.0	61	36	21	16	65	13	1	6	280	.238	5	5	0	2	1
2023	3.97	2	1	4	4	0	0	0	0	22.2	15	12	10	8	23	1	1	6	95	.188	0	6	0	0	1
<b>TOTAL</b>	<b>3.31</b>	<b>6</b>	<b>4</b>	<b>33</b>	<b>12</b>	<b>1</b>	<b>0</b>	<b>1</b>	<b>1</b>	<b>100.2</b>	<b>89</b>	<b>57</b>	<b>37</b>	<b>30</b>	<b>104</b>	<b>14</b>	<b>2</b>	<b>13</b>	<b>432</b>	<b>.230</b>	<b>6</b>	<b>11</b>	<b>0</b>	<b>2</b>	<b>2</b>



RIGHT-HANDED PITCHER  
**CORBIN HAWKINS 39**

CLASS: **Sophomore**  
B/T: **R/R**  
HOMETOWN: **Omaha, Neb.**  
PREVIOUS SCHOOL: **Millard West**

**SEASON HIGH**

1.0 at San Diego, 2/17/23  
3 at San Diego, 2/17/23  
3 at San Diego, 2/17/23  
2 at San Diego, 2/17/23  
1 (2x) last at San Diego, 2/17/23


**CATEGORY**

**Innings** ..... 1.2 at Indiana, 4/23/22  
**Runs** ..... 6 vs. Texas A&M-CC, 3/20/22  
**Earned Runs** ..... 4 vs. Texas A&M-CC, 3/20/22  
**Walks** ..... 1 (2x) last vs. Omaha, 4/27/22  
**Strikeouts** ..... 2 (2x) last vs. Omaha, 4/27/22

**CAREER HIGH**

**CAREER STATISTICS**

Year	ERA	W	L	App	GS	CG	SHO	CBO	SV	IP	H	R	ER	BB	SO	2B	3B	HR	BF	B/Avg	WP	HBP	BK	SFA	SHA
2022	6.97	0	2	13	0	0	0	0	0	10.1	15	14	8	2	11	2	1	2	51	.313	0	1	0	0	0
2023	20.25	0	0	2	0	0	0	0	0	1.1	3	3	3	2	2	1	0	0	9	.500	0	1	1	0	0
<b>TOTAL</b>	<b>8.49</b>	<b>0</b>	<b>2</b>	<b>15</b>	<b>0</b>	<b>0</b>	<b>0</b>	<b>0</b>	<b>0</b>	<b>11.2</b>	<b>18</b>	<b>17</b>	<b>11</b>	<b>4</b>	<b>13</b>	<b>3</b>	<b>1</b>	<b>2</b>	<b>60</b>	<b>.333</b>	<b>0</b>	<b>2</b>	<b>1</b>	<b>0</b>	<b>0</b>



LEFT-HANDED PITCHER  
**JC GUTIERREZ 41**

CLASS: **Freshman**  
B/T: **L/L**  
HOMETOWN: **La Joya, Texas**  
PREVIOUS SCHOOL: **La Joya**

**SEASON HIGH**

1.0 (2x) last vs. Illinois State, 3/11/23  
2 vs. Illinois State, 3/11/23  
2 vs. Ole Miss, 3/5/23

**CATEGORY**

**Innings** ..... Same  
**Runs** .....  
**Earned Runs** .....  
**Walks** ..... Same  
**Strikeouts** ..... Same

**CAREER HIGH**

**CAREER STATISTICS**

Year	ERA	W	L	App	GS	CG	SHO	CBO	SV	IP	H	R	ER	BB	SO	2B	3B	HR	BF	B/Avg	WP	HBP	BK	SFA	SHA
2023	0.00	0	0	3	0	0	0	1	0	2.2	2	0	0	2	3	0	0	0	12	.200	1	0	0	0	0
<b>TOTAL</b>	<b>0.00</b>	<b>0</b>	<b>0</b>	<b>3</b>	<b>0</b>	<b>0</b>	<b>0</b>	<b>1</b>	<b>0</b>	<b>2.2</b>	<b>2</b>	<b>0</b>	<b>0</b>	<b>2</b>	<b>3</b>	<b>0</b>	<b>0</b>	<b>0</b>	<b>12</b>	<b>.200</b>	<b>1</b>	<b>0</b>	<b>0</b>	<b>0</b>	<b>0</b>



LEFT-HANDED PITCHER  
**JALEN WORTHLEY 42**

CLASS: **Freshman**  
B/T: **L/L**  
HOMETOWN: **Lincoln, Neb.**  
PREVIOUS SCHOOL: **Lincoln East**

**SEASON HIGH**

1.2 at San Diego, 2/19/23  
3 vs. Ole Miss, 3/5/23  
3 vs. Ole Miss, 3/5/23  
2 vs. Ole Miss, 3/5/23  
3 vs. Illinois State, 3/11/23

**CATEGORY**

**Innings** ..... Same  
**Runs** ..... Same  
**Earned Runs** ..... Same  
**Walks** ..... Same  
**Strikeouts** ..... Same

**CAREER HIGH**

**CAREER STATISTICS**

Year	ERA	W	L	App	GS	CG	SHO	CBO	SV	IP	H	R	ER	BB	SO	2B	3B	HR	BF	B/Avg	WP	HBP	BK	SFA	SHA
2023	6.75	0	0	4	0	0	0	1	0	4.0	3	3	3	3	5	0	0	0	19	.200	0	1	0	0	0
<b>TOTAL</b>	<b>6.75</b>	<b>0</b>	<b>0</b>	<b>4</b>	<b>0</b>	<b>0</b>	<b>0</b>	<b>1</b>	<b>0</b>	<b>4.0</b>	<b>3</b>	<b>3</b>	<b>3</b>	<b>3</b>	<b>5</b>	<b>0</b>	<b>0</b>	<b>0</b>	<b>19</b>	<b>.200</b>	<b>0</b>	<b>1</b>	<b>0</b>	<b>0</b>	<b>0</b>



RIGHT-HANDED PITCHER  
**AUSTIN BERGGREN 43**

CLASS: **Freshman**  
B/T: **R/R**  
HOMETOWN: **Olathe, Kan.**  
PREVIOUS SCHOOL: **Olathe East**

SEASON HIGH	CATEGORY	CAREER HIGH
2.0 vs. Northern Colorado, 3/7/23	Innings	Same
2 at San Diego, 2/20/23	Runs	Same
1 vs. Northern Colorado, 3/7/23	Earned Runs	Same
1 vs. Northern Colorado, 3/7/23	Walks	Same
4 vs. Northern Colorado, 3/7/23	Strikeouts	Same

**CAREER STATISTICS**

Year	ERA	W	L	App	GS	CG	SHO	CBO	SV	IP	H	R	ER	BB	SO	2B	3B	HR	BF	B/Avg	WP	HBP	BK	SFA	SHA
2023	3.38	0	0	2	0	0	0	0	0	2.2	2	3	1	1	4	0	0	0	12	.222	0	0	0	1	1
<b>TOTAL</b>	<b>3.38</b>	<b>0</b>	<b>0</b>	<b>2</b>	<b>0</b>	<b>0</b>	<b>0</b>	<b>0</b>	<b>0</b>	<b>2.2</b>	<b>2</b>	<b>3</b>	<b>1</b>	<b>1</b>	<b>4</b>	<b>0</b>	<b>0</b>	<b>0</b>	<b>12</b>	<b>.222</b>	<b>0</b>	<b>0</b>	<b>0</b>	<b>1</b>	<b>1</b>



OUTFIELDER  
**GABE SWANSEN 44**

CLASS: **Sophomore**  
B/T: **R/R**  
HOMETOWN: **Johnston, Iowa**  
PREVIOUS SCHOOL: **Johnston**

SEASON HIGH	CATEGORY	CAREER HIGH
3 vs. Hawaii, 3/4/23	Hits	Same
3 vs. Illinois State, 3/11/23	Runs	Same
2 vs. Hawaii, 3/4/23	Doubles	Same
	Triples	
1 (3x) last vs. Northern Colorado, 3/8/23	Home Runs	1 (4x) last vs. Northern Colorado, 3/8/23
4 vs. Hawaii, 3/4/23	RBI	Same
	Stolen Bases	

**CAREER STATISTICS**

Year	AVG	GP	GS	AB	R	H	2B	3B	HR	RBI	TB	SLG%	BB	HBP	SO	GDP	OB%	SF	SH	SB-ATT	PO	A	E	FLD%
2022	.154	20	9	39	6	6	1	0	1	6	10	.256	5	1	9	2	.267	0	0	0-0	3	0	1	.750
2023	.323	10	9	31	12	10	2	0	3	9	21	.677	3	3	6	0	.432	0	0	0-1	14	1	0	1.000
<b>TOTAL</b>	<b>.229</b>	<b>30</b>	<b>18</b>	<b>70</b>	<b>18</b>	<b>16</b>	<b>3</b>	<b>0</b>	<b>4</b>	<b>15</b>	<b>31</b>	<b>.443</b>	<b>8</b>	<b>4</b>	<b>15</b>	<b>2</b>	<b>.341</b>	<b>0</b>	<b>0</b>	<b>0-1</b>	<b>17</b>	<b>1</b>	<b>1</b>	<b>.947</b>



CATCHER  
**ZACH JOHNSON 46**

CLASS: **Junior**  
B/T: **R/R**  
HOMETOWN: **Omaha, Neb.**  
PREVIOUS SCHOOL: **Southeast CC**

SEASON HIGH	CATEGORY	CAREER HIGH
	Hits	
	Runs	
	Doubles	
	Triples	
	Home Runs	
	RBI	
	Stolen Bases	

**CAREER STATISTICS**

Year	AVG	GP	GS	AB	R	H	2B	3B	HR	RBI	TB	SLG%	BB	HBP	SO	GDP	OB%	SF	SH	SB-ATT	PO	A	E	FLD%
------	-----	----	----	----	---	---	----	----	----	-----	----	------	----	-----	----	-----	-----	----	----	--------	----	---	---	------



RIGHT-HANDED PITCHER  
**SAM NOVOTNY 48**

CLASS: **Freshman**  
B/T: **R/R**  
HOMETOWN: **Omaha, Neb.**  
PREVIOUS SCHOOL: **Millard West**

**SEASON HIGH**

0.1 at San Diego, 2/20/23


**CATEGORY**

Innings ..... Same  
Runs .....  
Earned Runs .....  
Walks .....  
Strikeouts .....

**CAREER HIGH**

**CAREER STATISTICS**

Year	ERA	W	L	App	GS	CG	SHO	CBO	SV	IP	H	R	ER	BB	SO	2B	3B	HR	BF	B/Avg	WP	HBP	BK	SFA	SHA
2023	0.00	0	0	1	0	0	0	0	0	0.1	0	0	0	0	0	0	0	0	1	.000	0	0	0	0	0
<b>TOTAL</b>	<b>0.00</b>	<b>0</b>	<b>0</b>	<b>1</b>	<b>0</b>	<b>0</b>	<b>0</b>	<b>0</b>	<b>0</b>	<b>0.1</b>	<b>0</b>	<b>0</b>	<b>0</b>	<b>0</b>	<b>0</b>	<b>0</b>	<b>0</b>	<b>0</b>	<b>1</b>	<b>.000</b>	<b>0</b>	<b>0</b>	<b>0</b>	<b>0</b>	<b>0</b>



RIGHT-HANDED PITCHER  
**WILL RIZZO 49**

CLASS: **Redshirt Freshman**  
B/T: **R/R**  
HOMETOWN: **The Woodlands, Texas**  
PREVIOUS SCHOOL: **Texas A&M**

**SEASON HIGH**

0.1 (2x) last vs. Ole Miss, 3/5/23  
1 vs. Ole Miss, 3/5/23  
1 vs. Ole Miss, 3/5/23  
1 vs. Ole Miss, 3/5/23


**CATEGORY**

Innings ..... Same  
Runs ..... Same  
Earned Runs ..... Same  
Walks ..... Same  
Strikeouts .....

**CAREER HIGH**

**CAREER STATISTICS**

Year	ERA	W	L	App	GS	CG	SHO	CBO	SV	IP	H	R	ER	BB	SO	2B	3B	HR	BF	B/Avg	WP	HBP	BK	SFA	SHA
2023	13.50	0	0	2	0	0	0	0	0	0.2	2	1	1	1	0	0	0	0	5	.500	1	0	0	0	0
<b>TOTAL</b>	<b>13.50</b>	<b>0</b>	<b>0</b>	<b>2</b>	<b>0</b>	<b>0</b>	<b>0</b>	<b>0</b>	<b>0</b>	<b>0.2</b>	<b>2</b>	<b>1</b>	<b>1</b>	<b>1</b>	<b>0</b>	<b>0</b>	<b>0</b>	<b>0</b>	<b>5</b>	<b>.500</b>	<b>1</b>	<b>0</b>	<b>0</b>	<b>0</b>	<b>0</b>



RIGHT-HANDED PITCHER  
**MASON ORNELAS 51**

CLASS: **Senior**  
B/T: **R/R**  
HOMETOWN: **Fort Worth, Texas**  
PREVIOUS SCHOOL: **Texas A&M**

**SEASON HIGH**

2.0 vs. Northern Colorado, 3/8/23  
2 at San Diego, 2/20/23  
2 at San Diego, 2/20/23  
1 (2x) last at San Diego, 2/20/23  
2 vs. Northern Colorado, 3/8/23

**CATEGORY**

Innings ..... 4.1 at Illinois, 5/13/22  
Runs ..... 5 vs. Auburn, 5/16/21  
Earned Runs ..... 4 (2x) last vs. Texas A&M-CC, 3/20/22  
Walks ..... 3 vs. Mississippi State, 5/1/21  
Strikeouts ..... 6 (2x) last vs. Alabama, 4/10/21

**CAREER HIGH**

Year	ERA	W	L	App	GS	CG	SHO	CBO	SV	IP	H	R	ER	BB	SO	2B	3B	HR	BF	B/Avg	WP	HBP	BK	SFA	SHA
2020	1.08	1	0	7	0	0	0	0	0	8.1	3	1	1	1	13	0	0	1	29	--	0	0	0	0	0
2021	5.11	3	2	18	1	0	0	0	0	37.0	39	25	21	12	42	9	0	3	163	--	3	4	0	0	4
2022	5.31	2	0	17	1	0	0	0	1	39.0	37	27	23	20	26	9	1	5	172	.257	6	3	0	2	3
2023	4.50	0	0	3	0	0	0	0	0	4.0	1	2	2	2	2	0	0	1	15	.091	0	1	0	1	0
<b>TOTAL</b>	<b>4.79</b>	<b>6</b>	<b>2</b>	<b>45</b>	<b>2</b>	<b>0</b>	<b>0</b>	<b>0</b>	<b>1</b>	<b>88.1</b>	<b>80</b>	<b>55</b>	<b>47</b>	<b>35</b>	<b>83</b>	<b>18</b>	<b>1</b>	<b>10</b>	<b>379</b>	<b>--</b>	<b>9</b>	<b>8</b>	<b>0</b>	<b>3</b>	<b>7</b>



RIGHT-HANDED PITCHER  
**MICHAEL GARZA 52**

CLASS: **Senior**  
B/T: **R/R**  
HOMETOWN: **Corpus Christi, Texas**  
PREVIOUS SCHOOL: **Incarnate Word**

**SEASON HIGH**

6.0 at South Alabama, 2/26/23  
1 (2x) last at San Diego, 2/19/23  
1 (2x) last at San Diego, 2/19/23  
3 vs. Ole Miss, 3/5/23  
3 at South Alabama, 2/26/23


**CATEGORY**

**Innings** ..... 8.0 at McNeese, 4/10/21  
**Runs** ..... 9 at Houston Baptist, 4/29/22  
**Earned Runs** ..... 8 at Houston Baptist, 4/29/22  
**Walks** ..... 6 (2x) last at Texas, 3/18/22  
**Strikeouts** ..... 10 (2x) last at McNeese, 5/19/22

**CAREER HIGH**

**CAREER STATISTICS (2019-22 at Incarnate Word)**

Year	ERA	W	L	App	GS	CG	SHO	CBO	SV	IP	H	R	ER	BB	SO	2B	3B	HR	BF	B/Avg	WP	HBP	BK	SFA	SHA
2019	6.16	0	1	10	4	0	0	0	0	19.0	25	16	13	8	16	6	1	4	95	--	3	4	0	1	0
2020	4.34	1	2	8	3	0	0	0	0	18.2	18	11	9	4	23	2	2	1	80	--	4	3	1	0	3
2021	5.58	3	4	19	8	1	0	0	6	61.1	75	47	38	19	59	13	0	7	279	--	3	5	2	4	2
2022	5.79	5	5	13	13	0	0	0	0	73.0	83	53	47	26	81	14	3	8	325	--	2	4	1	3	2
2023	1.64	1	1	4	0	0	0	0	0	11.0	9	2	2	5	6	2	0	0	47	.220	1	0	1	0	1
<b>TOTAL</b>	<b>5.36</b>	<b>10</b>	<b>13</b>	<b>54</b>	<b>28</b>	<b>1</b>	<b>0</b>	<b>0</b>	<b>6</b>	<b>183.0</b>	<b>210</b>	<b>129</b>	<b>109</b>	<b>62</b>	<b>185</b>	<b>37</b>	<b>6</b>	<b>20</b>	<b>826</b>	<b>--</b>	<b>13</b>	<b>16</b>	<b>5</b>	<b>8</b>	<b>8</b>



RIGHT-HANDED PITCHER  
**JACE KAMINSKA 55**

CLASS: **Junior**  
B/T: **R/R**  
HOMETOWN: **Caney, Kan.**  
PREVIOUS SCHOOL: **Wichita State**

**SEASON HIGH**

7.0 vs. Illinois State, 3/11/23  
3 (2x) last at South Alabama, 2/25/23  
3 (2x) last at South Alabama, 2/25/23  
1 (4x) last vs. Illinois State, 3/11/23  
4 (2x) last at South Alabama, 2/25/23


**CATEGORY**

**Innings** ..... 9.0 vs. Houston, 4/10/21  
**Runs** ..... 7 vs. USF, 5/14/21  
**Earned Runs** ..... 7 vs. USF, 5/14/21  
**Walks** ..... 4 (2x) last vs. UCF, 4/22/22  
**Strikeouts** ..... 12 at Houston, 4/1/22

**CAREER HIGH**

**CAREER STATISTICS (2021-22 at Wichita State)**

Year	ERA	W	L	App	GS	CG	SHO	CBO	SV	IP	H	R	ER	BB	SO	2B	3B	HR	BF	B/Avg	WP	HBP	BK	SFA	SHA
2021	2.32	8	1	12	10	2	0	0	0	62.0	51	18	16	19	51	7	0	7	264	99.000	4	11	0	1	4
2022	5.49	3	9	15	12	0	0	0	0	78.2	80	52	48	29	86	17	1	7	345	99.000	5	8	0	5	4
2023	2.25	3	0	4	4	0	0	1	0	24.0	19	6	6	4	13	3	0	1	96	.211	0	2	0	0	0
<b>TOTAL</b>	<b>3.83</b>	<b>14</b>	<b>10</b>	<b>31</b>	<b>26</b>	<b>2</b>	<b>0</b>	<b>1</b>	<b>0</b>	<b>164.2</b>	<b>150</b>	<b>76</b>	<b>70</b>	<b>52</b>	<b>150</b>	<b>27</b>	<b>1</b>	<b>15</b>	<b>705</b>	<b>1.667</b>	<b>9</b>	<b>21</b>	<b>0</b>	<b>6</b>	<b>8</b>



UTILITY  
**CHARLIE FISCHER 99**

CLASS: **Senior**  
B/T: **L/L**  
HOMETOWN: **Edina, Minn.**  
PREVIOUS SCHOOL: **Southern Miss**

**SEASON HIGH**

3 vs. Northern Colorado, 3/8/23  
3 (3x) last vs. Illinois State, 3/11/23  
1 (3x) last vs. Northern Colorado, 3/8/23  
1 (3x) last vs. Northern Colorado, 3/7/23  
4 (2x) last vs. Northern Colorado, 3/7/23

**CATEGORY**

**Hits** ..... 4 (2x) last at Rice, 5/2/21  
**Runs** ..... 3 (4x) last vs. Illinois State, 3/11/23  
**Doubles** ..... 2 (4x) last at Rice, 5/2/21  
**Triples** ..... 1 (2x) last at Middle Tennessee, 5/20/22  
**Home Runs** ..... 1 (12x) last vs. Northern Colorado, 3/7/23  
**RBI** ..... 4 (2x) last vs. Northern Colorado, 3/7/23  
**Stolen Bases** .....

**CAREER HIGH**

**CAREER STATISTICS (2019-22 at Southern Miss)**

Year	AVG	GP	GS	AB	R	H	2B	3B	HR	RBI	TB	SLG%	BB	HBP	SO	GDP	OB%	SF	SH	SB-ATT	PO	A	E	FLD%
2019	.182	9	1	11	0	2	1	0	0	1	3	.273	1	0	5	0	.250	0	0	0-0	0	0	0	.000
2020	.322	16	16	59	10	19	5	1	2	14	32	.542	7	2	12	0	.400	2	0	0-0	0	0	0	.000
2021	.304	55	53	171	29	52	11	0	7	37	84	.491	46	8	53	9	.467	2	0	0-0	0	0	0	.000
2022	.167	21	13	48	5	8	3	1	0	4	13	.271	6	4	20	1	.310	0	0	0-0	7	0	0	1.000
2023	.375	12	8	32	13	12	3	0	3	12	24	.750	6	1	12	0	.487	0	0	0-0	32	1	0	1.000
<b>TOTAL</b>	<b>.290</b>	<b>113</b>	<b>91</b>	<b>321</b>	<b>57</b>	<b>93</b>	<b>23</b>	<b>2</b>	<b>12</b>	<b>68</b>	<b>156</b>	<b>.486</b>	<b>66</b>	<b>15</b>	<b>102</b>	<b>10</b>	<b>.429</b>	<b>4</b>	<b>0</b>	<b>0-0</b>	<b>39</b>	<b>1</b>	<b>0</b>	<b>1.000</b>

### LAST TIME A NEBRASKA HITTER HAD...

**4 Hits in a Game:**..... Cole Evans (4) vs. Illinois State, 3/11/23  
**Consecutive 4-Hit Games:**..... Ben Miller (4 & 4) vs. Maryland (4/8-9/17)  
**5 Hits in a Game:**..... Gunner Hellstrom (5) at Rutgers (4/21/18)  
**6 Hits in a Game:**..... Steve Edlefsen (6) vs. Iowa (4/11/06)

**2 Hits in an Inning:**..... Brice Matthews (1B/1B), at Ohio State (4/3/22)  
**2 Extra-Base Hits in an Inning:**..... Cam Chick (HR/2B) vs. Minnesota (3/28/21)

**7 At Bats in a Game:**..... C. Chick/G. Everitt/M. Anderson (7) at Minnesota (5/7/22)  
**8 At Bats in a Game:**..... DJ Belfonte (8) at UL-Lafayette (15 inn.) (2/20/08)  
**9 At Bats in a Game:**..... P. Kelly/C. Christensen (9) vs. Northwestern (16 inn.) (3/29/13)

**4 Runs in a Game:**..... Cam Chick (4) at Ohio State (4/3/22)  
**5 Runs in a Game:**..... Steve Edlefsen at Iowa (4/11/06)  
**6 Runs in a Game:**..... Craig Moore vs. Chicago State (3/16/99)

**3 Doubles in a Game:**..... Casey Burnham (3) vs. Vanderbilt (3/3/23)

**2 Triples in a Game:**..... Garrett Anglim (2) at UT Arlington (3/5/22)  
**2 Triples in Consecutive Games:**..... Blake Headley vs. Northern Colo. (3/10-11/15)

**2 HRs in a Game:**..... Cole Evans vs. Northern Colorado (3/8/23)  
**3 HRs in a Game:**..... Garrett Anglim vs. Iowa (DH 1) (5/1/22)  
**2 HRs in an Inning:**..... C. Ledbetter/B. Fusilier vs. SDSU (4th inn.) (3/13/05)  
**HRs in Consecutive At Bats:**..... Garrett Anglim vs. Iowa (3) (5/1/22)  
**HRs in Consecutive Innings:**..... Garrett Anglim vs. Iowa (1st, 2nd, 3rd) (5/1/22)  
**Grand Slam:**..... Colby Gomes at Illinois (5/15/22)  
**A Pinch-Hit Home Run:**..... Ty Roseberry vs. Purdue (4/6/19)  
**An Inside-the-Park Home Run:**..... Joe Acker vs. Rutgers (4/30/21)  
**An Inside-the-Park Grand Slam:**..... Jaxon Hallmark at Kansas State (4/2/19)  
**Led Off Game with Home Run (Away):**..... Cam Chick at Baylor (2/15/20)  
**Led Off Game with Home Run (Home):**..... Cam Chick vs. BYU (4/16/22)  
**A Walk-Off Home Run to Win a Game:**..... Steven Reveles vs. Loyola Marymount (3/11/16)  
**Had a Homer and a Win, Same Game:**..... Ben Miller vs. Creighton (4/4/17)  
**Homered in First Career At-Bat:**..... Max Anderson vs. Purdue (3/5/21)  
**Homered in First Career Game:**..... Max Anderson vs. Purdue (3/5/21)  
**Freshman Homered in First Career Game:**..... Max Anderson vs. Purdue (3/5/21)  
**Back-to-Back Multi-HR Games:**..... Scott Schreiber vs. Penn State & at Creighton (5/15-17/16)  
**Homered in Three-Straight Games:**..... Cam Chick (3) (vs. BYU & NDSU) (4/15-20/22)

**Hit For the Cycle:**..... Steve Edlefsen at Iowa (4/11/06)

**6 RBI in a Game:**..... Garrett Anglim vs. Michigan (3/25/22)  
**7 RBI in a Game:**..... Josh Scheffert (7) at Ohio State (4/15/12)  
**8 RBI in a Game:**..... Adam Bailey (8) vs. Creighton (5/18/10)  
**9 or more RBI in a Game:**..... Craig Moore (10) vs. Chicago State (3/16/99)

**10 or More Total Bases:**..... Cole Evans (10) vs. Northern Colorado (3/8/23)

**4 Walks in a Game:**..... Cam Chick (5) at Ohio State (4/3/22)  
**5 Walks in a Game:**..... Cam Chick at Ohio State (4/3/22)

**5 Strikeouts in a Game:**..... Kurt Farmer vs. UCLA (3/5/11)

**3 Stolen Bases:**..... Jaxon Hallmark (3) at Rutgers (5/9/21)  
**4 Stolen Bases:**..... John Cole vs. Texas-San Antonio (2/26/00)  
**Stole Home:**..... Casey Burnham vs. Northern Colorado (3/8/23)  
**3 HBP in a Game:**..... Core Jackson (3) at Indiana (4/24/22)

**4 Sacrifice Bunts in Game:**..... Andrew Sawyers vs. Kansas State, April 4, 1998 (NCAA Record)

### LAST TIME A NEBRASKA PITCHER HAD...

**An Individual No-Hitter - 9 Innings:**..... Richard Geier vs. Kansas (4/20/54)  
**An Individual No-Hitter - 7 Innings:**..... Anthony Kelley vs. Oklahoma (4/5/81)  
*Note: Nate Fisher pitched 8.0 no-hit innings on March 9, 2019 at Baylor (not complete game)*

**A Combined No-Hitter:**..... K. Kubat (5.0), T. Niederklein (2.1), D. Vogt (1.2) vs. Arkansas (4/16/13)

**A 2-Hit Game (individual):**..... Matt Waldron vs. Michigan State (DH 1) (3/22/19)  
**A 1-Hit Game (individual):**..... Michael Mariot vs. Houston Baptist (Game 2) (3/13/10)  
**A 1-Hit Game (combined):**..... Koty Frank (6.2), Tyler Martin (1.1), Braxton Bragg (1.0) vs. BYU (4/14/22)

**Picked off Two Base Runners in an Inning:**..... Aaron Bummer at The Citadel (3/1/14)

**A Complete Game - 9 innings:**..... Shay Schanaman vs. Northwestern State (3/5/22)  
**A Complete Game - less than 9 inn.:**..... Emmett Olson vs. Iowa (7 Inn.) (5/1/22)  
**A Complete Game by a Freshman:**..... Matt Waldron (9 inn.) vs. Penn State (5/14/16)  
**A Complete Game by a Freshman - 9 inn.:**..... Matt Waldron vs. Penn State (5/14/16)  
**Consecutive Complete Games - 9 inn.:**..... C. DeLeon vs. Ohio State & Minn. (4/4-12/14)

**A Complete-Game Shutout - 9 Inn.:**..... Shay Schanaman vs. Northwestern State (3/5/22)  
**A Complete-Game Shutout - less than 9 inn.:**..... Tom Lemke (7 inn.) vs. Oklahoma (3/28/10)  
**Consecutive Shutouts:**..... Shane Komine vs. Iowa State & at Texas (4/28-5/6/00)  
**A Complete-Game Shutout by a Freshman:**..... Matt Waldron vs. Penn State (5/14/16)

**Immaculate Inning:**..... Cade Povich vs. Michigan (1st Inning) (5/28/21)  
**A Three-Pitch Inning:**..... Colton Howell vs. Northwestern (4/19/14)

**Hit 4 or More Batters in a Game:**..... Matt Freeman (4) vs. No. Colorado (3/24/09)  
**Hit 5 or More Batters in a Game:**..... Shane Komine (5) vs. Nicholls State (2/19/99)

**10 Strikeouts in a Game:**..... Koty Frank (10) vs. Northwestern State (3/4/22)  
**10+ Strikeouts in a Game:**..... Shay Schanaman (11) vs. Maryland (4/11/21)  
**15+ Strikeouts in a Game:**..... Joba Chamberlain (15) vs. New Mexico (2/25/05)

**Struck out 4 Batters in an Inning:**..... Michael Mariot (6th inn.) vs. Texas A&M (4/30/10)

**Lost a Game Without Giving Up an Earned Run:**..... Shay Schanaman vs. BYU (4/15/22)

### LAST TIME NEBRASKA HAD...

**25+ Runs:**..... 50 vs. Chicago State (3/16/99)  
**20+ Runs:**..... 21 at UC Riverside (2/15/99)  
**10 Runs in an Inning:**..... 11 at Baylor (1st) (2/14/20)  
  
**20+ Hits:**..... 20 at Indiana (4/24/22)  
  
**Every Husker Starter Had a Hit:**.....vs. Northern Colorado (3/8/23)  
**Every Husker Starter Scored a Run:**.....vs. Northern Colorado (3/8/23)  
**Every Husker Starter Had a Hit and Scored a Run:**.. vs. No. Colorado (3/8/23)  
  
**0 Strikeouts on Offense:**.....vs. UNLV (3/30/14)  
  
**0 Walks on Offense:**.....vs. TCU (2/27/22)  
  
**10+ Doubles:**.....vs. Creighton (11) (5/18/10)  
**9+ Doubles:**.....vs. Creighton (11) (5/18/10)  
**8+ Doubles:**..... vs. Vanderbilt (8) (3/3/23)  
**7+ Doubles:**..... vs. Vanderbilt (8) (3/3/23)  
**3 Consecutive Doubles:**.....M. Waldron, J. Acker, M. Hagege at Cal Poly (3/25/17)  
  
**3 Triples:**.....at UT Arlington (3) (3/5/22)  
  
**9 HRs:**.....vs. Chicago State, March 16, 1999  
**6 HRs:**.....vs. Southern Utah (1) (3/6/01)  
**5 HRs:**.....vs. Northern Colorado (3/8/23)  
**Back-to-Back Homers:**.....J. Caron/C. Fischer (9th inn.) at South Alabama (2/26/23)  
**3 Consecutive Homers:**.....J. Dalton/D. Erstad/D. Dukart vs. Iowa State (5/15/94)  
**2 Homers in an Inning:**..... B. Matthews/C. Fischer (6th inn.) vs. No. Colorado (3/8/23)  
**3 Homers in an Inning:**..... C. Chick/M. Anderson/J. Steil (3rd inn.) at Iowa (3/20/21)  
  
**3 Triples:**.....at UT Arlington (3) (3/5/22)  
  
**2 Grand Slams in a Game:**.....Dan Wright/Jeff Leise vs. Western Illinois (4/19/00)  
**Grand Slams in Back-to-Back Games:**.....M. Anderson/L. Sartori at Ohio State (4/2-3/22)  
  
**10+ Stolen Bases:**..... 10 vs. Peru State (5/6/96)  
**7+ Stolen Bases:**..... 7 vs. Kansas State (4/26/22)  
  
**Rallied from a 10-run deficit:**.....vs. North Dakota (Trailed 10-0, won 11-10) (3/30/10)  
**Rallied from a deficit of 7 runs/greater:**.....vs. Ohio State (Trailed 9-2, won 11-9) (5/22/21)  
**Rallied from a deficit of 6 runs/greater:**.....vs. Ohio State (Trailed 9-2, won 11-9) (5/22/21)  
**Rallied from a deficit of 5 runs/greater:**..... vs. Ohio State(Trailed 9-2, won 11-9) (5/22/21)  
  
**Was shut out – General:**..... vs. Iowa (1-0) (4/29/22)  
**Was shut out – At Home:**..... vs. Iowa (1-0) (4/29/22)  
**Was shut out – On the Road:**..... at Iowa (3-0) (3/19/21)  
  
**Held to 2 or fewer hits:**..... 2 vs. Iowa (4/29/22)  
  
**Swept a Conference Series:**..... at Ohio State (3-0) (4/1-3/22)  
**Were Swept in a Conference Series:**..... Rutgers (0-3) (4/8-10/22)  
**Were Swept in a Conference Series at Home:** Rutgers (0-3), April 8-10, 2022  
  
**Allowed 2 hits or less:**..... vs. Maryland (2) (4/11/21)  
**Walked 10+:**.....at Arkansas (10) (6/5/21)  
**Walked 15+:**.....Wichita State (17) (3/18/16)  
  
**Struck out 15+ Batters:**.....vs. Columbia (16 in 9 inn.) (3/6/20)  
**Struck out 30+ in a 3-Game Series:**...at Minnesota (31 in 3 games) (5/6-8/22)  
  
**Walk-Off Win:**..... Griffin Everitt, 6-5 vs. Omaha (9 inn.) (3/14/22)  
**2-Straight Walk-Off Wins:**..... Pat Kelly (Illinois) & Tanner Lubach (Ohio St.) (3/17-21/14)  
  
**2-Straight Complete Games:**..... Chance Sinclair & Aaron Bummer (Ohio State) (4/4-5/14)  
**3-Straight Complete Games:**..... C. DeLeon, C. Sinclair & A. Bummer (Ohio St.), (4/4-6/14)  
  
**A Player Ejection:**..... Michael Pritchard vs. UC Irvine (DH 1) (3/15/14)  
**A Head Coach Ejection:**..... Will Bolt at San Diego (2/19/23)  
**An Assistant Coach Ejection:**..... Eric Newman vs. Kansas (4/20/08)  
  
**Turned a Triple Play:**..... vs. Northern Colorado (3/27/07)  
**Had a Triple Play Turned Against:**.....vs. Michigan State (5/13/17)  
  
**7 Errors in a Game:**..... vs. Kansas State (3/11/97)  
**6 Errors in a Game:**..... vs. Michigan (6) (5/25/19)  
**5 Errors in a Game:**..... vs. Michigan (6) (5/25/19)  
  
**Scored in every inning (9 inn.):**..... vs. Texas Tech (W, 12-8) (5/23/02)  
**Lost a game without giving up an earned run:**..... vs. BYU (Lost 3-2) (4/25/22)

### LAST TIME A NEBRASKA OPPONENT HAD...

**4 Hits in a Game:**..... Austin Smith (4), at San Diego (2/17/23)  
**5 Hits in a Game:**..... Max Puls (5), vs. Texas A&M-CC (3/20/22)  
  
**7 RBI in a Game:**..... Jack Costello (7), at San Diego (2/20/23)  
  
**Hit for the Cycle:**..... Ross Kivett (HR-3B-2B-1B), at Kansas State (3/26/14)  
  
**2 Home Runs:**..... RJ Schreck vs. Vanderbilt (3/3/23)  
**3 Home Runs:**..... Jeff Larish, Arizona State (6/21/05)  
**3 Home Runs in a Series:**..... Kevin Sim, at San Diego (2/17-20/23)  
  
**A Grand Slam:**..... Jack Costello, at San Diego (2/20/23)  
**2 Grand Slams in a Game:**..... at Wichita State (3/2/18)  
**3 Grand Slams in a Series:**..... at Wichita State (3/2-4/18)  
  
**Back-to-Back Homers:**...M. Frey/J. Obertop/T. Burton/T. Flores (5th inn.), vs. Michigan (3/25/22)  
**Back-to-Back-to-Back Homers:**..... Michigan (5th inn.) (3/25/22)  
**Back-to-Back-to-Back-to-Back Homers:**..... Michigan (5th inn.) (3/25/22)  
**A Walk-Off Homer:**..... Eli Wilson at Minnesota (3/29/19)  
**Team Hit 9 HR in a Game:**.....at Missouri (4/1/98)  
  
**10+ Runs in an Inning:**.....Rutgers (10 in the 7th) (4/10/22)  
  
**20+ Hits in a Game:**.....vs. Texas A&M-Corpus Christi (23) (3/20/22)  
  
**Stole Home:**.....Bobby Whalen, at Indiana (4/23/22)  
  
**A One-Hitter:**.....Matt Smith, Oklahoma State (4/24/98)  
**A No-Hitter:**..... Jim Maddock, Missouri (13-0) (5/3/81)  
  
**A Complete Game (9 innings):**..... Adam Mazur, vs. Iowa (4/29/22)  
  
**10 Strikeouts in a Game:**.....Isaiah Coupet (14) at Ohio State (4/1/22)  
  
**Walk-Off Win:**..... at San Diego, 10-9 (Single in 9th) (2/19/23)  
**Two Walk-Off Wins in a Series:**..... at Minnesota [Games 1 (HR) & 3 (WP)] (3/29-31/19)  
  
**7 Errors in a Game:**..... vs. Northwestern (7) (3/31/13)





0  
Cayden Brumbaugh  
So. • INF



1  
Luke Jessen  
So. • OF



2  
Casey Burnham  
Gr. • OF



4  
Max Anderson  
Jr. • INF



5  
Josh Caron  
So. • C



8  
Shay Schanaman  
Gr. • RHP



9  
Efrý Cervantes  
Sr. • INF



10  
Ben Columbus  
Jr. • C



11  
Daniel Young  
RJR. • OF



12  
Cole Evans  
Jr. • OF



13  
Mikey Pauley  
Fr. • INF



14  
Brice Matthews  
Jr. • INF



15  
Dylan Carey  
Fr. • INF



16  
Griffin Everitt  
Sr. • C



17  
Hayden Lewis  
Fr. • OF



18  
Garrett Anglim  
RSo. • OF



19  
Kyle Perry  
Gr. • LHP



21  
Luke Sartori  
Sr. • OF



23  
Bryce Hughes  
Jr. • INF



24  
Caleb Clark  
Fr. • LHP



25  
Drew Christo  
So. • RHP



27  
Jake Bunz  
Sr. • LHP



28  
Blake Mozley  
Jr. • INF



30  
Will Walsh  
RSo. • 1B/LHP



32  
CJ Hood  
So. • RHP



33  
Jackson Brockett  
So. • LHP



34  
Brett Sears  
Jr. • RHP



36  
Brandon Lundquist  
Fr. • RHP



38  
Emmett Olson  
Jr. • LHP



39  
Corbin Hawkins  
So. • RHP



41  
JC Gutierrez  
Fr. • LHP



42  
Jan Worthley  
Fr. • LHP



43  
Austin Berggren  
Fr. • RHP



44  
Gabe Swansen  
So. • OF



46  
Zach Johnson  
Jr. • C



48  
Sam Novotny  
Fr. • RHP



49  
Will Rizzo  
RJR. • RHP



51  
Mason Ornelas  
Gr. • RHP



52  
Michael Garza  
Gr. • RHP



54  
Trey Frahm  
Jr. • RHP



55  
Jace Kaminska  
Jr. • RHP



99  
Charlie Fischer  
Gr. • UTIL



Will Bolt  
Head Coach



Jeff Christy  
Assistant Coach



Lance Harvell  
Assistant Coach



Danny Marcuzzo  
Volunteer Assistant