

NEBRASKA BASEBALL

3 CWS Appearances | 17 NCAA Regional Appearances | 12 Conference Champions | 103 MLB Draft Picks

2023 Official Game Notes | Huskers.com | Contact: Jared Meister • jmeister@huskers.com • (402) 472-7781

2023 SCHEDULE/RESULTS

Overall Record	0-0
Big Ten Record	0-0
at Hawks Field	0-0
Road Games	0-0
Streak	--
Last 10 Games	0-0

Date	Opponent	Time (CT)/Result
2/17	at San Diego	8 PM
2/18	at San Diego	7 PM
2/19	at San Diego	3 PM
2/20	at San Diego	2 PM
2/24	at South Alabama	6:30 PM
2/25	at South Alabama	2 PM
2/26	at South Alabama	1 PM
3/3	vs. Vanderbilt^	11 AM
3/4	vs. Hawaii^	3 PM
3/5	vs. Ole Miss^	2 PM
3/7	NORTHERN COLORADO	4:05 PM
3/8	NORTHERN COLORADO	2:05 PM
3/10	ILLINOIS STATE	4:05 PM
3/11	ILLINOIS STATE	2:05 PM
3/12	ILLINOIS STATE	1:05 PM
3/14	OMAHA	6:05 PM
3/16	NICHOLLS	6:05 PM
3/17	NICHOLLS	6:05 PM
3/18	NICHOLLS	2:05 PM
3/19	NICHOLLS	1:05 PM
3/21	at Creighton	TBD
3/24	ILLINOIS*	6:05 PM
3/25	ILLINOIS*	2:05 PM
3/26	ILLINOIS*	1:05 PM
3/28	NORTH DAKOTA STATE	TBD
4/1	vs. Texas A&M-CC	1 PM
4/1	at Abilene Christian	5 PM
4/4	at Kansas State	TBD
4/7	at Michigan*	TBD
4/8	at Michigan*	TBD
4/9	at Michigan*	TBD
4/11	OMAHA	6:05 PM
4/14	NORTHWESTERN*	6:05 PM
4/15	NORTHWESTERN*	2:05 PM
4/16	NORTHWESTERN*	1:05 PM
4/18	CREIGHTON	6:05 PM
4/21	at Iowa*	6:05 PM
4/22	at Iowa*	2:05 PM
4/23	at Iowa*	1:05 PM
4/26	SOUTH DAKOTA STATE	6:05 PM
4/28	MINNESOTA*	6:05 PM
4/29	MINNESOTA*	2:05 PM
4/30	MINNESOTA*	1:05 PM
5/3	NORTH DAKOTA STATE	6:05 PM
5/5	at Maryland*	5:30 PM
5/6	at Maryland*	1 PM
5/7	at Maryland*	12 PM
5/9	at Creighton	6 PM
5/12	PENN STATE*	6:05 PM
5/13	PENN STATE*	2:05 PM
5/14	PENN STATE*	1:05 PM
5/18	at Purdue*	5 PM
5/19	at Purdue	5 PM
5/20	at Purdue*	1 PM
5/24-28	Big Ten Tournament (Omaha, Neb.)	

Home games = Red all caps * Big Ten games
^ Cambria Classic in Minneapolis (U.S. Bank Stadium)

FEB. 17-20, 2023 • FOWLER PARK • SAN DIEGO, CALIF.



NEBRASKA HUSKERS

Record 0-0
 Ranking.....NR
 Head Coach.....Will Bolt
 Career Record 64-52 (4th Year)
 Record at NEBSame



SAN DIEGO TOREROS

Record 0-0
 Ranking.....NR
 Head Coach.....Brock Ungricht
 Career Record 37-20 (2nd Year)
 Record at USDSame

MATCHUPS AT A GLANCE (2022 Stats)

NEB	OFFENSE	USD	NEB	PITCHING/DEF.	USD
.253	Batting	.286	4.70	ERA	4.66
.400	Slugging	.437	458.0	IP	513.2
.363	On-Base Pct.	.384	3	CGs	1
79	Doubles	102	8	Saves	15
13	Triples	13	437/189	K/BB	553/195
51	Home Runs	57	.258	OBA	.272
224	Walks	245	61	Errors	42
56-79	SB-SBA	67-101	34	Double Plays	54

PROBABLE PITCHERS

FRI: NEB LHP Emmett Olson (0-0, 0.00 ERA) vs. USD RHP James Sashin (0-0, 0.00 ERA)
SAT: NEB RHP Jace Kaminska (0-0, 0.00 ERA) vs. USD RHP Garrett Rennie (0-0, 0.00 ERA)
SUN: NEB LHP Caleb Clark (0-0, 0.00 ERA) vs. USD RHP Ivran Romero (0-0, 0.00 ERA)
MON: TBA vs. USD RHP Morgan Lunceford (0-0, 0.00 ERA)

GAME COVERAGE

Date	First Pitch	TV/Stream	Radio	Live Stats
2/17	8:00 PM CT	WCC Network	Huskers Radio Network	huskers.com
2/18	7:00 PM CT	WCC Network	Huskers Radio Network	huskers.com
2/19	3:00 PM CT	WCC Network	Huskers Radio Network	huskers.com
2/20	2:00 PM CT	WCC Network	Huskers Radio Network	huskers.com

WHAT'S INSIDE

Season Notes	2-3
Head coach Will Bolt	4-5
2023 Roster	6
Around the Big Ten	7
Lineups	8-9
Game Results	10
Overall Stats	11
Big Ten Stats	12
Home Stats	13
Road/Neutral Stats	14
Last 10 Games Stats	15
Team Game by Game	16-17
Individual/Team Game Highs	18
Hitting Stats	19
Home Runs	20
Miscellaneous Stats	21
Pitching Stats	22
Career Pitching Appearances	23-25
Player Pages	26-38
The Last Time	39-40
TV/Radio Roster	41

NUMBERS TO KNOW

6 Nebraska is 50-8 under head coach Will Bolt when scoring at least six runs. The Big Red went 5-2 in 2020 and had records of 26-2 in 2021 and 19-4 in 2022 when reaching the six-run mark.

66 The Huskers return 66 percent of their production in runs, hits and runs batted in this season from last year's squad.

74 The Big Red have scored first in 74 of the 116 games since Bolt's first year in Lincoln in 2020. In that 74-game stretch, the Huskers are 48-26.

23 With nine freshmen and 14 transfers, 23 players on the NU roster have never appeared in a game as a Husker. Additionally, just nine have more than one year of experience with the Big Red.

QUICK FACTS

General Information

Location Lincoln, Neb.
 Population 298,126
 Enrollment 25,390
 Founded 1869
 Nickname Cornhuskers, Huskers
 Colors Scarlet and Cream
 Affiliation NCAA Division I
 Conference Big Ten
 President Walter "Ted" Carter Jr.
 Chancellor Ronnie D. Green
 Athletic Director Trev Alberts

Coaches and Staff

Head Coach Will Bolt
 Alma Mater Nebraska, 2003
 NEB Record 64-52 (4th Year)
 Career Record Same
 Assistant Coach Jeff Christy
 Alma Mater Nebraska, 2008
 Assistant Coach Lance Harvell
 Alma Mater Texas A&M, 2006
 Volunteer Assistant Danny Marcuzzo
 Alma Mater Western Illinois, 2012
 Director of Operations Curtis Ledbetter
 Dir. of Player Development Rob Childress
 Strength Coach Bryce Siecko
 Athletic Trainer Tanner Fowler

Baseball History

Season of Nebraska Baseball in 2023 117th
 First Season of Nebraska Baseball 1889
 All-Time Record 2,291-1,678-17 (.577)
 All-Time Conference Record 894-840-2 (.516)
 All-Time NCAA Tournament Record .. 36-35 (.507)
 Conference Regular Season Titles 8
 Conference Tournament Titles 4
 NCAA Tournament Appearances 17
 Super Regionals Appearances 4
 College World Series Appearances 3
 All-America Certificates 105
 First-Team All-America Certificates 48
 Freshman All-America Certificates 36
 CoSIDA Academic All-Americans 21
 All-Big Ten Selections (Since 2012) 42
 Perfect Games Thrown 2 (1954, 1980)
 No-Hitters Thrown .. 7 (3 Individual, 4 Combined)
 Huskers Who Have Played in the MLB 37

Hawks Field at Haymarket Park

Capacity 8,486
 First Season 2002
 All-Time Record 393-158-1
 Playing Surface Kentucky Bluegrass
 Dimensions 335 (LL); 403 (LC); 395 (CF); 400 (RC); 325 (RL)

Team Information

Letterwinners Returning/Lost 19/15
 Position Starters Returning/Lost 5/3
 Pitchers Returning/Lost 10/10
 Newcomers 23 (9 Freshmen)
 Overall Record 0-0
 Big Ten Record 0-0

Communications Information

Baseball Contact Jared Meister
 Email jmeister@huskers.com
 Phone (402) 472-7781
 Fax (402) 472-2005
 Ticket Office ... 1-800-8 BIG RED or (402) 472-3111
 Ticket Website Huskers.com/Tickets
 Radio Huskers Radio Network

SEASON NOTES

Follow the Game

• All four games of this weekend's series will be video streams on the WCC Network.
 • Fans can listen to Greg Sharpe and Ben McLaughlin call the action this weekend on the Huskers Radio Network. Saturday's game will be carried on 105.3 The Bone, while the remaining three games will be carried on KLIN (1400 AM, 99.3 FM) in Lincoln and KXP (590 AM) in Omaha.
 • Every game this season can be heard for free on Huskers.com and the Official Nebraska Huskers App for both iOS and android devices.

Nebraska vs. San Diego

• Through four games, the all-time series between the Huskers and Toreros is locked at 2-2.
 • Nebraska is 0-2 against the Toreros at Fowler Park, falling 12-11 on Feb. 21, 2020 and 17-5 on Feb. 16, 2016.
 • The Huskers' two victories over San Diego came in a 5-4 win on March 12, 2004 at PETCO Park in San Diego and in a 16-9 slugfest on Feb. 21, 1980 in Las Vegas.

Opening Day

• In three seasons under head coach Will Bolt, Nebraska is 1-2 in season openers after falling to Sam Houston 8-5 in Huntsville, Texas, to begin the 2022 season.
 • Friday's contest at San Diego marks the first time since 2019 the Huskers will be opening the season in The Golden State after debuting the last three seasons in Texas.
 • The Big Red are 10-8 in California since 2015, most recently winning three of its four games at UC Riverside in 2019.

Season Opener Success

• Nebraska is searching for its seventh win in the last 10 season openers after going 6-3 in season openers since 2014.
 • The Huskers had three consecutive season-opening victories with wins over Pacific (2014), UNLV (2015) and College of Charleston (2016) before UC Riverside slipped by the Big Red in 2017 with a 4-3 win.
 • Nebraska reeled off victories against UC Riverside (2018-19) and Baylor (2020), while falling to Purdue and Sam Houston in the last two season openers.
 • The Huskers open the season in the state of California for the first time since winning three of four games in a season-opening series at UC Riverside in 2019.

What's Returning?

HITTING

At-bats* 1,135/1,746 (65.0%)
 Runs* 202/310 (65.2%)
 Hits* 294/441 (66.7%)
 Doubles* 53/79 (67.1%)
 Triples* 9/13 (69.2%)
 Home Runs* 32/51 (62.7%)
 RBI* 180/274 (66.2%)
 Walks 124/224 (55.4%)
 Steals* 33/56 (58.9%)

PITCHING

Wins 9/23 (39.1%)
 Saves 3/8 (37.5%)
 Starts* 33/53 (62.3%)

Innings* 245/458 (53.5%)
 Strikeouts* 233/437 (53.3%)
 *Indicates team leader in category returns

New Faces on the Bump this Weekend

• This weekend's starting rotation includes two players making their first start at Nebraska. Out of NU's three announced starters this weekend, only Emmett Olson has started a game as a Husker.
 • Opening-day starter Emmett Olson takes the mound after transitioning from the bullpen to the starting rotation last season. The Des Plaines, Ill., native went 3-3 with a save and a 2.86 ERA in 19 appearances, including eight starts and one complete game as a Second-Team All-Big Ten selection in 2022.
 • Jace Kaminska gets the nod on Saturday after spending the last two seasons at Wichita State. Kaminska was a First-Team Freshman All-American and the AAC Newcomer Pitcher of the Year in 2021 after going 8-1 with a 2.32 ERA and two complete-games in 12 appearances, including 10 starts.
 • Caleb Clark is scheduled to make his Husker debut on Sunday. The true freshman was ranked one of the top five Canadian prospects according to Perfect Game and was a two-year member of the Canadian Junior National Team.
 • Olson and Kaminska are ranked No. 11 and No. 17 on D1Baseball's list of the top Big Ten prospects for the 2023 MLB Draft, while Clark was No. 10 on the Top 20 Impact Freshmen List.

True Freshman in Opening Weekend Rotation

• Set to get the ball for game three on Sunday, Caleb Clark will become the 10th true freshman to start a game on the mound for the Huskers on opening weekend since 1999.
 • In the previous nine starts by a true freshman, Nebraska is 6-3 with wins in their last two games against UC Riverside in 2019 and 2017.

NU True Freshman Starts on Opening Weekend

[Colby Gomes at UC Riverside - Feb. 17, 2019](#)
 - 4.0 IP, 6 H, 0 R, 0 ER, 0 BB, 2 K
[Paul Tillotson vs. UC Riverside - Feb. 17, 2017](#)
 - 3.1 IP, 5 H, 2 R, 2 ER, 0 BB, 2 K
[Derek Burkamper vs. Gonzaga - Feb. 16, 2014](#)
 - 3.0 IP, 6 H, 5 R, 5 ER, 1 BB, 2 K
[Kyle Kubat vs. Gonzaga - Feb. 19, 2012](#)
 - 5.0 IP, 7 H, 0 R, 0 ER, 3 BB, 1 K
[Jon Keller vs. Air Force - Feb. 19, 2011](#)
 - 6.0 IP, 3 H, 0 R, 0 ER, 2 BB, 6 K
[Tom Lemke at Fresno State - Feb. 22, 2010](#)
 - 5.0 IP, 5 H, 0 R, 0 ER, 2 BB, 6 K
[Johnny Dorn at Hawaii-Hilo - Feb. 19, 2005](#)
 - 4.2 IP, 4 H, 2 R, 0 ER, 0 BB, 4 K
[Shane Komine vs. New Mexico State - Feb. 5, 1999](#)
 - 3.2 IP, 7 H, 5 R, 3 ER, 3 BB, 3 K
[Brent Potter vs. San Diego State - Feb. 7, 1999](#)
 - 2.1 IP, 6 H, 6 R, 3 ER, 2 BB, 0 K

Schanaman Returns to the Bullpen

• Senior Shay Schanaman returns to the bullpen for the Huskers after spending the last two seasons in NU's starting rotation.
 • Schanaman transitioned to a starting role in 2021, compiling a 7-10 record with a 4.74 ERA in 25 starts and 144.1 innings of work in the last two seasons.
 • The Grand Island native was named to the NCBWA Stopper of the Year Watch List in 2020 after his work out of the bullpen in 2019.
 • As a freshman in 2019, he tied for third on the

team with 19 relief appearances while pitching 22.2 innings with a 1-2 mar and 3.18 ERA. Schanaman didn't allow an earned run in his first 10 outings, which spanned 9.1 innings.

Schanaman Closing in on All-Time Charts

- Shay Schanaman enters his final season with the Big Red nearing the Top 10 all-time list in two pitching categories at Nebraska.
- Schanaman is 17 appearances away from tying John Lepley (1985-88) and is 15 strikeouts short of Zack Kroenke (2003-05) for 10th-best in program history.
- Lepley is 10th all-time in program history with 70 career pitching appearances, while Kroenke ranks 10th with 196 career strikeouts as a Husker.

Garza Adds Versatility to NU Pitching Staff

- Michael Garza joins the Huskers after playing four seasons at Incarnate Word, where he saw time as a closer and a starter on Friday night.
- The Corpus Christi, Texas, native made 50 appearances, including 27 starts on the mound, totaling a 9-12 record and six saves with a 5.60 ERA and 179 strikeouts in 172 innings.
- Garza led the Southland Conference with 81 strikeouts and earned third-team all-conference recognition in 2022, while posting three outings of at least seven innings.
- The Incarnate Word transfer had a 3-4 mark with six saves in 19 appearances in his junior campaign in 2021.

Burnham Brings Depth, Experience to Outfield

- Casey Burnham comes to Nebraska as a graduate transfer from Kansas, where he spent four years roving the KU outfield.
- The Grand Island, Neb., native is NU's active career leader in games played and games started after making 100 starts and playing in 111 games in his four years at Kansas.
- A career .257 hitter, Burnham has totaled 86 hits, 20 doubles, three triples and two homers in his career.
- Along with games played and started, Burnham is NU's active career leader in doubles (20), times hit by pitch (14) and stolen bases (25).

Huskers by Month in 2023

	Feb.	March	April	May
Records	---	---	---	---
Runs	---	---	---	---
Runs/Game	---	---	---	---
Opp. Runs/Game	---	---	---	---
Hits	---	---	---	---
Hits/Game	---	---	---	---
ERA	---	---	---	---
Strikeouts	---	---	---	---
Strikeouts/Game	---	---	---	---

Transfer Class Receives National Recognition

- The Huskers were recognized in September by Baseball America with the 24th-ranked transfer class in Division I baseball.
- The class features Jace Kaminska (RHP, Wichita State), Charlie Fischer (1B/DH, Southern Miss), Michael Garza (RHP, Incarnate Word), Casey Burnham (OF, Kansas), Cayden Brumbaugh (OF, Oklahoma State) and Will Rizzo (RHP, Texas A&M).

Mining the Junior College Ranks

- Of the 42 Huskers on this year's team, 12 Huskers spent time playing at least one season at the junior college level.

- Two players hail from Hutchinson CC, while South Mountain CC, Wharton County JC, Tyler JC, Parkland College, Kansas City CC, Alvin CC, Johnston County CC, Iowa Central CC, Southeast CC and College of Southern Nevada all had one Husker come through their respective programs.

Stars in the Making

- Nebraska has seven players ranked in D1Baseball's Top MLB Draft Prospects and Impact Freshmen rankings in the Big Ten.

Top Big Ten Prospects - 2023 Draft Eligible

- Max Anderson - No. 7
- Emmett Olson - No. 11
- Brice Matthews - No. 14
- Jace Kaminska - No. 17

Top Big Ten Prospects - 2024 Draft Eligible

- Josh Caron - No. 9

Top 20 Impact Freshmen List

- Dylan Carey - No. 7
- Caleb Clark - No. 10

Three Huskers in D1Baseball Position Rankings

- Nebraska had three players listed in D1Baseball's Preseason Player Rankings released throughout the month of January.
- Max Anderson checked in at No. 10 in the top 50 second basemen after hitting .295 with 12 doubles, three triples, 10 home runs and 46 RBI as a sophomore last season.
- Emmett Olson and Jace Kaminska were ranked No. 46 and 98, respectively, in the list of the top 200 starting pitchers. Olson was 3-3 last season with a 2.86 ERA and .238 opposing batting average, while Kaminska compiled 86 strikeouts and limited hitters to a .267 batting average in 78.2 innings.

Olson Dons the Stars and Stripes

- Junior Emmett Olson accepted an invitation and participated in the 2022 USA Baseball Collegiate National Team Training Camp last summer, which featured 48-50 of the premier non-draft eligible collegiate players.

NU Pitching Success under Jeff Christy

- Assistant coach Jeff Christy has had the NU pitching staff among the Big Ten leaders in his three seasons with the Huskers.
- Excluding the shortened 2020 campaign due to COVID-19, Nebraska has finished third or better in the Big Ten in ERA, walks allowed per 9 inn. and strikeout-to-walk-ratio in the last two seasons.
- In 2021, the Huskers were first in K-to-BB ratio (2.67) and second in ERA (3.81) and BB/9 (2.50), while ranking first in BB/9 (3.71), second in K-to-BB ratio (2.31) and third in ERA (4.72) last season in 2022.

Harvell Recognized by D1Baseball

- Assistant coach Lance Harvell was recognized by D1Baseball as "One of 75 Assistants Athletic Directors Should Know" in September of 2022.
- Harvell coaches the hitters and outfielders, while also serving as Nebraska's third-base coach and recruiting coordinator in his time with the Huskers.
- Under Harvell, the Huskers hit a Big Ten-best .279 in 2021 and had a 2021 recruiting class recognized nationally. The 15-member class, which included a trio of top-200 prospects, was

ranked 20th by Perfect Game, 21st by Baseball America and 35th by Collegiate Baseball.

Coaches at the Alma Mater

- Head coach Will Bolt is one of 53 DI coaches leading their alma mater this season. A member of Dave Van Horn's first recruiting class, Bolt was a four-year starter and team captain on Nebraska's 2001 and 2002 College World Series teams. He earned his bachelor's degree in communication studies in 2003 before earning his master's degree in 2006.

2023 Team Captains

- Efray Cervantes, Griffin Everitt, Brice Matthews, Kyle Perry and Shay Schanaman have been selected to serve as team captains for the 2023 season after a vote by the Nebraska baseball players.
- "These five guys have their own way of bringing leadership to our program," said head coach Will Bolt. "Each of these guys have been with our program for a couple of seasons now, so they understand the high standards of our program day in and day out. They have been great ambassadors for our program in welcoming our newcomers in the offseason, proving themselves as selfless teammates and consistent hard workers."

Huskers Seek Sixth NCAA Regional since 2014

- The Huskers look to continue their recent trend of qualifying for the NCAA Tournament. NU has made it to the NCAA Regional in five of the last eight seasons (2014, 2016, 2017, 2019, 2021) (2020 not included due to COVID-19).

NU to Retire Jerseys of Erstad, Gordon & Komine

- Former Nebraska baseball All-Americans Darin Erstad, Alex Gordon and Shane Komine will have their jerseys retired in a ceremony on Friday, March 24 prior to first pitch vs. Illinois.
- Erstad, Gordon and Komine become the first three players to earn the high distinction in the program's 117-year history.

NU Among Nation's Best in Attendance

- Nebraska has led the Big Ten in attendance every season since joining the Big Ten in 2012 and ranks 10th nationally in average attendance in the last 10 seasons with 4,060 fans per game.
- The Big Red have ranked in the Top 20 in average attendance in each season since 2012, climbing as high as sixth in 2017 and 2021.
- The Huskers have finished in the top 15 in average attendance in every season since 2015, joining LSU, Ole Miss, Arkansas, South Carolina, Mississippi State, Texas and Florida as the only eight programs to accomplish the feat.

Hawks Field Celebrates 22nd Year in 2023

- The 2023 campaign marks Nebraska's 22nd year playing home games at Hawks Field at Haymarket Park. The Huskers moved to Hawks Field in 2002 after playing at Buck Beltzer Stadium for 23 years from 1979 to 2001.
- Nebraska enters 2023 with a 393-158-1 record at Hawks Field and hasn't had a losing season at home in each of the last 21 seasons. This season, the Huskers have 27 home games scheduled, beginning on March 7 vs. Northern Colorado.



N HEAD COACH WILL BOLT 7

One of the catalysts in Nebraska baseball's rise to national prominence in his playing days, Will Bolt returned to his alma mater as former athletic director Bill Moos named Bolt the 24th head coach of the Husker baseball program on June 14, 2019. He enters his third season at the helm in 2022.

Bolt captained the Huskers' first two College World Series teams in 2001 and 2002, and has 12 years of NCAA Division I coaching experience, having served in assistant coaching roles at Texas A&M and Nebraska. Bolt also spent four years as the head coach at Texarkana College.

Nebraska Head Coach

The 2021 Big Ten Coach of the Year, Bolt guided Nebraska to its second Big Ten regular-season championship in 2021. The Huskers compiled a 34-14 record, including a 31-12 record in Big Ten play, with NU capturing the league crown by 3.5 games. Nebraska also advanced to its first regional final since 2007 while posting a 3-2 record in the NCAA Fayetteville Regional.

In addition to Bolt's coaching accolade, NU counted the Big Ten Player of the Year in Spencer Schwellenbach, the Big Ten Freshman of the Year in Max Anderson and four first-team All-Big Ten honorees -- its most since joining the league. Schwellenbach was also tabbed the John Olerud Two-Way Player of the Year and a first-team All-American, and Anderson picked up Freshman All-America recognition.

Three NU hurlers were selected in the 2021 MLB Draft, with Schwellenbach in the second round (59th overall) by the Atlanta Braves, Cade Povich going in the third round (98th overall) by the Minnesota Twins and Cam Wynne picked in the 20th round by the Philadelphia Phillies.

Bolt and his coaching staff have done impressive work in recruiting since their arrival in Lincoln. The Huskers' 15-member 2021 recruiting class, which included a trio of top-200 prospects, was ranked 20th by Perfect Game, 21st by Baseball America and 36th by Collegiate Baseball.

Nebraska's 2020 season -- Bolt's first at the helm -- was cut short due to the COVID-19 pandemic.

Texas A&M Assistant Coach

Bolt spent five seasons as an assistant coach at Texas A&M under former NU assistant Rob Childress. In that span, the Aggies went 219-98-1 (.690) with five straight NCAA Regional appearances, three Regional titles, an SEC Tournament title in 2016 and an appearance in the 2017 College World Series.

Bolt's primary functions on the Aggie staff included coordinating the offensive game, mentoring the infielders and serving as third base coach. The Aggies finished in the top-25 nationally in batting average twice under his tutelage, and finished in the top five of the SEC in hitting or runs scored in four of his five seasons with the Aggies. He tutored 12 hitters who were selected in the MLB Draft during his tenure in College Station, including six players selected in the top-10 rounds, and seven players who earned first- or second-team All-SEC honors.

In 2019, the Aggie offense was led by Braden Shewmake, who was the No. 21 overall selection in the Major League Baseball Draft by the Atlanta Braves. Shewmake hit .313 with six homers, 47 RBIs and 45 runs scored en route to becoming the school's first MLB first-round pick since 2012. The Aggies won 39 games and reached the championship game of the Morgantown Regional.

In 2018, the Aggies went 40-22 and reached an NCAA Regional behind the emergence of Michael Helman, who finished 15th in the nation in hits (92), and logged a .369 batting average, .451 on-base percentage and 61 runs to rank in the top 50 nationally.

The Aggies made a run to the College World Series in 2017, finishing the season with a 41-23 mark behind the rise of Shewmake, who earned All-America honors and was named National Freshman of the Year and SEC Freshman of the Year after hitting .328 with 11 homers and 69 RBIs.

Bolt guided a prolific Texas A&M offense to 49 runs and an SEC Tournament title in 2016, as the Aggies led the SEC in batting average, runs scored, hits, home runs, on-base percentage and slugging percentage while ranking in the top-25 nationally in seven categories, including hits (712, second), runs (471, ninth), batting average (.311, 15th), doubles (129, 20th), home runs (62, 22nd), slugging percentage (.467, 22nd) and scoring offense (7.2 runs per game, 23rd). The Aggies were led by All-American Boomer White, who hit .386 with five homers, 46 RBI and 49 runs scored while striking out just 16 times in 259 plate appearances en route to SEC Player-of-the-Year honors.

Bolt made an immediate impact for the Texas A&M offense in his first season, as the Aggies ranked second in the SEC in hitting (.299) and third in runs scored (6.6) during his first season in College Station. The Aggies opened the season with an SEC-record 24-game win streak on their way to a 50-win season and a Super Regional appearance. That year, the Aggies ranked among the national leaders in home runs (third, 70), hits (655, seventh), runs (424, 15th) and slugging percentage (.457, 15th).

Nebraska Associate Head Coach

Bolt was associate head coach for the Huskers from 2012 to 2014, serving under Darin Erstad. Bolt

PLAYING CAREER

1999-02 Nebraska

COACHING CAREER

2005	Nebraska	Volunteer Assistant
2006-07	Texas A&M	Volunteer Assistant
2008-11	Texarkana College	Head Coach
2012-14	Nebraska	Assoc. Head Coach
2015-19	Texas A&M	Assistant Coach
2020-Pres.	Nebraska	Head Coach

YEAR-BY-YEAR COACHING RECORD

Yr.	Record	Pct.	Conf.	Postseason
2020	7-8	.467	-	-
2021	34-14	.708	31-12	NCAA Regional
2022	23-30	.434	10-14	-

COACHING HONORS

2021 Big Ten Coach of the Year

NCAA TOURNAMENTS

NEBRASKA

- » 2005 College World Series
- » 2014 NCAA Regional
- » 2021 NCAA Regional

TEXAS A&M

- » 2007 NCAA Super Regional
- » 2015 NCAA Super Regional
- » 2016 NCAA Super Regional
- » 2017 College World Series
- » 2018 NCAA Regional
- » 2019 NCAA Regional

CONFERENCE CHAMPIONSHIPS

NEBRASKA

- » 2021 Big Ten Regular Season Champions
- » 2005 Big 12 Regular Season Champions
- » 2005 Big 12 Tournament Champions

TEXAS A&M

- » 2007 Big 12 Tournament Champions
- » 2016 SEC Tournament Champions

COACHING STAFF

tutored four players to first-team All-Big Ten honors, including two-time selections Chad Christensen, Michael Pritchard and Pat Kelly.

Nebraska was one of the top offenses in the Big Ten during his final year in Lincoln in 2014, ranking 19th nationally in hits (623), 30th in triples (19) and 31st in batting average (.293) as Nebraska won 41 games and reached the NCAA Tournament for the first time since 2008. Nebraska's defense was also one of the best units in the country. With new starters at first base, third base, shortstop, left field and center field, the Huskers ranked 21st in the country with a .976 fielding percentage.

Under Bolt's watch in 2013, Nebraska's defense turned in its best performance in school history. The Huskers ranked second in the nation with a .981 fielding percentage, setting school and Big Ten records. The Husker offense improved under Bolt's tutelage in 2013, ranking in the top three in the Big Ten in eight offensive categories. In conference play, the Huskers led the conference in batting average (.335), on-base percentage (.401), runs (180), hits (307) and RBIs (159).

In Bolt's first season at Nebraska in 2012, he helped raise the team batting average by 45 points, as the Huskers ranked eighth nationally with a .315 clip as a squad. NU was eighth nationally in scoring offense, leading the Big Ten with 7.1 runs per game, while also topping the conference in homers (47), on-base percentage (.384) and runs scored (413). Pritchard, a third-team All-American, was one of six Husker hitters to earn all-conference recognition.

Texarkana College Head Coach

Before joining Erstad's staff, Bolt served four years as head coach at Texarkana College from 2008 to 2011. He led the Bulldogs to a pair of Region XIV championships during his four-year stint. Bolt guided the Bulldogs to back-to-back Region XIV championships (2009 and 2010) during a stretch of four straight Regional Tournament appearances and four 30-plus win seasons. Bolt, who was 140-82 (.631) at Texarkana, helped over 20 players sign with Division I schools.

Texas A&M Volunteer Assistant Coach

Bolt headed back to his home state in 2006 and spent two seasons as a volunteer assistant coach at Texas A&M. In 2007, he was on staff when the Aggies advanced to the Super Regionals, while producing a 49-18 overall record and claiming the program's first Big 12 Tournament title. In College Station, Bolt specialized in infield work and helped tutor All-Americans Brandon Hicks

and Blake Stouffer, who were each drafted in the first five rounds of the MLB Draft.

Nebraska Volunteer Assistant Coach

Bolt began his collegiate coaching career as a volunteer assistant at Nebraska in 2005, working with the Husker infielders and hitters. Behind National Player of the Year Alex Gordon, the Huskers compiled a school-record 57 wins and swept the Big 12 regular-season and Tournament championships. Nebraska finished the season with a then-school record .975 fielding percentage and included an infield that featured Gordon, first-team All-Big 12 performer Curtis Ledbetter and Joe Simokaitis, a second-team All-Big 12 pick.

Nebraska Playing Career

A member of Dave Van Horn's first recruiting class, Bolt was a four-year starter and team captain on Nebraska's 2001 and 2002 College World Series teams. The infielder played an instrumental role in helping Nebraska to four NCAA Regionals, three Super Regionals and back-to-back College World Series appearances.

Bolt was the Minneapolis Regional MVP as a sophomore, hitting .545 in three games to lead the Big Red to its first-ever NCAA Regional title. The following year, Bolt made one of the most memorable plays in school history, catching the final out of the 2001 Super Regional against Rice to send the Big Red to its first-ever College World Series.

Bolt finished his career holding six school records, including games played (251), games started (242), at-bats (922), hits (281), doubles (56) and assists (639). Bolt remains in the school's top five in several categories, including doubles (first, 56), games played (second, 251), assists (second, 639), hits (third, 281) and runs scored (fifth, 197).

Following his playing career, he began his coaching career as a graduate manager at Nebraska in 2004 before serving as head coach for the Parkville Sluggers (M.I.N.K. League) the following summer.

Personal

A native of Conroe, Texas, Bolt and his wife, Lauren, were married in July 2005. They have two sons, Jaxon and Austin, and one daughter, Bella. Bolt graduated from Nebraska in 2003 with a degree in communication studies before earning his master's degree in 2006. Lauren graduated from Nebraska in 2005 with a degree in journalism.

NEBRASKA IN 2023

	Overall	B1G
Overall	0-0	0-0
Home	0-0	0-0
Away	0-0	0-0
Neutral	0-0	0-0
Non-Conference	0-0	---
vs. Ranked Opponent	0-0	0-0
Day Games	0-0	0-0
Night Games	0-0	0-0
vs. Left-Handed Starter	0-0	0-0
vs. Right-Handed Starter	0-0	0-0
1-Run Games	0-0	0-0
2-Run Games	0-0	0-0
5+ Run Games	0-0	0-0
Extra Innings	0-0	0-0
Shutouts	0-0	0-0
Scoring 0-2 Runs	0-0	0-0
Scoring 3-5 Runs	0-0	0-0
Scoring 6-9 Runs	0-0	0-0
Scoring 10+ Runs	0-0	0-0
Opp. 0-2 Runs	0-0	0-0
Opp. 3-5 Runs	0-0	0-0
Opp. 6-9 Runs	0-0	0-0
Opp. 10+ Runs	0-0	0-0
Score in 1st Inning	0-0	0-0
Opp. Score in 1st Inning	0-0	0-0
Score First	0-0	0-0
Opp. Score First	0-0	0-0
After 6 Innings:		
Leading	0-0	0-0
Trailing	0-0	0-0
Tied	0-0	0-0
After 7 Innings:		
Leading	0-0	0-0
Trailing	0-0	0-0
Tied	0-0	0-0
After 8 Innings:		
Leading	0-0	0-0
Trailing	0-0	0-0
Tied	0-0	0-0
Hit 0 Home Runs	0-0	0-0
Hit 1 Home Run	0-0	0-0
Hit 2+ Home Runs	0-0	0-0
Opp. 0 Home Runs	0-0	0-0
Opp. 1 Home Run	0-0	0-0
Opp. 2+ Home Runs	0-0	0-0
Made 0 Errors	0-0	0-0
Made 1 Error	0-0	0-0
Made 2+ Errors	0-0	0-0
Opp. 0 Error	0-0	0-0
Opp. 1 Error	0-0	0-0
Opp. 2+ Errors	0-0	0-0
Out-Hit Opp.	0-0	0-0
Out-Hit by Opp.	0-0	0-0
Hits are tied	0-0	0-0
BY MONTH		
February	0-0	0-0
March	0-0	0-0
April	0-0	0-0
May	0-0	0-0
BY DAY		
Monday	0-0	0-0
Tuesday	0-0	0-0
Wednesday	0-0	0-0
Thursday	0-0	0-0
Friday	0-0	0-0
Saturday	0-0	0-0
Sunday	0-0	0-0
BY UNIFORM		
Cream	0-0	0-0
White	0-0	0-0
Grey	0-0	0-0
Red	0-0	0-0
Black	0-0	0-0

COACHING STAFF



Will Bolt
Head Coach
Dugout



Lance Harvell
Assistant Coach
3rd Base/Dugout



Jeff Christy
Assistant Coach
Mound Visits/Dugout



Danny Marcuzzo
Volunteer Assistant
1st Base/Dugout

2023 NEBRASKA BASEBALL ROSTER

No.	Player	Yr.	Pos.	Ht.	Wt.	B/T	Hometown / Previous School(s)	No.	Name	Pos.
0	Cayden Brumbaugh	So.	INF	5-9	175	R/R	Edmond, Okla. / Sante Fe/Oklahoma State	4	Max Anderson	INF
1	Luke Jessen	So.	OF	5-9	170	L/L	Elkhorn, Neb. / Elkhorn South	18	Garrett Anglim	OF
2	Casey Burnham	Gr.	OF	5-9	185	L/L	Grand Island, Neb. / Grand Island/Kansas	43	Austin Berggren	RHP
4	Max Anderson	Jr.	INF	6-0	195	R/R	Omaha, Neb. / Millard West	33	Jackson Brockett	LHP
5	Josh Caron	So.	C	6-0	215	R/R	Sun Prairie, Wis. / Sun Prairie	0	Cayden Brumbaugh	INF
8	Shay Schanaman	Gr.	RHP	6-0	195	R/R	Grand Island, Neb. / Grand Island	27	Jake Bunz	LHP
9	Efry Cervantes	Sr.	INF	6-1	185	R/R	Tucson, Ariz. / Salpointe Catholic/ South Mountain CC	2	Casey Burnham	OF
10	Ben Columbus	Jr.	C	6-0	195	L/R	North Vancouver, British Columbia / Sentinel Secondary School/Wharton JC	15	Dylan Carey	INF
11	Daniel Young	RJr.	OF	6-2	205	L/L	North Zulch, Texas / Madisonville/Tyler JC	5	Josh Caron	C/INF
12	Cole Evans	Jr.	OF	6-1	200	R/R	Grand Island, Neb. / Grand Island/Creighton/Parkland College	9	Efry Cervantes	INF
13	Mikey Pauley	Fr.	INF	6-3	195	R/R	Overland Park, Kan. / Blue Valley Northwest	25	Drew Christo	RHP
14	Brice Matthews	Jr.	INF	6-0	175	R/R	Humble, Texas / Atascocita	24	Caleb Clark	LHP
15	Dylan Carey	Fr.	INF	6-2	185	R/R	Castle Rock, Colo. / Ponderosa	10	Ben Columbus	C
16	Griffin Everitt	Sr.	C	6-0	210	R/R	Lincoln, Neb. / Southwest/Kansas City CC	12	Cole Evans	OF
17	Hayden Lewis	Fr.	OF	6-1	210	L/L	Yutan, Neb. / Yutan	16	Griffin Everitt	C
18	Garrett Anglim	RSO.	OF	6-0	190	R/R	La Vista, Neb. / Papillion-La Vista	99	Charlie Fischer	UTIL
19	Kyle Perry	Sr.	LHP	6-0	190	L/L	Omaha, Neb. / Millard South	54	Trey Frahm	RHP
21	Luke Sartori	Sr.	OF	6-0	190	R/R	Lincoln, Neb. / Southwest/Hutchinson CC	52	Michael Garza	RHP
23	Bryce Hughes	Jr.	INF	5-8	175	R/R	Channelview, Texas / Channelview/Alvin CC	41	JC Gutierrez	LHP
24	Caleb Clark	Fr.	LHP	6-2	195	L/L	Orillia, Ontario / Orillia Secondary School	39	Corbin Hawkins	RHP
25	Drew Christo	So.	RHP	6-4	230	L/R	Elkhorn, Neb. / Elkhorn	32	CJ Hood	RHP
27	Jake Bunz	Sr.	LHP	6-5	240	L/L	Elkhorn, Neb. / Elkhorn South/Hutchinson CC	23	Bryce Hughes	INF
28	Blake Mozley	Jr.	INF	5-10	185	L/R	Ozark, Mo. / Oark/Missouri State/Johnson County CC	1	Luke Jessen	OF
30	Will Walsh	RSO.	UTIL	6-4	230	R/L	Leawood, Kan. / Rockhurst	46	Zach Johnson	C
32	CJ Hood	So.	RHP	6-4	195	R/R	Hickman, Neb. / Norris	55	Jace Kaminska	RHP
33	Jackson Brockett	So.	LHP	6-1	190	L/L	Omaha, Neb. / Elkhorn South/Buford (Ga.)	17	Hayden Lewis	OF
34	Brett Sears	Jr.	RHP	6-1	185	R/R	Westphalia, Iowa / Harlan/Western Illinois/Iowa Central CC	36	Brandon Lundquist	RHP
36	Brandon Lundquist	Fr.	RHP	6-1	185	R/R	Elkhorn, Neb. / Millard North	14	Brice Matthews	INF
38	Emmett Olson	Jr.	LHP	6-4	230	L/L	Des Plaines, Ill. / Maine West	28	Blake Mozley	INF
39	Corbin Hawkins	So.	RHP	6-2	200	R/R	Omaha, Neb. / Millard West	48	Sam Novotny	RHP
41	JC Gutierrez	Fr.	LHP	5-10	175	L/L	La Joya, Texas / La Joya	38	Emmett Olson	LHP
42	Jalen Worthley	Fr.	LHP	5-11	175	L/L	Lincoln, Neb. / Lincoln East	51	Mason Ornelas	RHP
43	Austin Berggren	Fr.	RHP	6-2	210	R/R	Olathe, Kan. / Olathe East	13	Mikey Pauley	INF
44	Gabe Swansen	So.	OF	5-11	190	R/R	Johnston, Iowa / Johnston	19	Kyle Perry	LHP
46	Zach Johnson	Jr.	C	6-3	210	R/R	Omaha, Neb. / Millard North/Southeast CC	49	Will Rizzo	RHP
48	Sam Novotny	Fr.	RHP	6-2	185	R/R	Omaha, Neb. / Millard West	21	Luke Sartori	OF
49	Will Rizzo	RFr.	RHP	6-0	205	R/R	The Woodlands, Texas / St. Thomas/Texas A&M	8	Shay Schanaman	RHP
51	Mason Ornelas	Sr.	RHP	6-0	210	R/R	Fort Worth, Texas / L.D. Bell/Texas A&M	34	Brett Sears	RHP
52	Michael Garza	Gr.	RHP	6-5	185	R/R	Corpus Christi, Texas / Carroll/Incarnate Word	44	Gabe Swansen	OF
54	Trey Frahm	Jr.	RHP	6-0	230	R/R	Elkhorn, Neb. / Elkhorn/College of Southern Nevada	30	Will Walsh	UTIL
55	Jace Kaminska	Jr.	RHP	6-2	235	R/R	Caney, Kan. / Vaney Valley/Wichita State	20	Jalen Worthley	LHP
99	Charlie Fischer	Gr.	UTIL	6-2	215	L/R	Edina, Minn. / Edina / Southern Miss.	11	Daniel Young	OF

COACHING & SUPPORT STAFF

7	Will Bolt	Head Coach
22	Lance Harvell	Assistant Coach
35	Jeff Christy	Assistant Coach
6	Danny Marcuzzo	Volunteer Asst. Coach
	Curtis Ledbetter	Director of Operations
	Rob Childress	Director of Player Development
	Renee Brinkman	Baseball Office Manager
	Bryce Siecko	Strength Coach
	Tanner Fowler	Athletic Trainer

PRONUNCIATIONS

Player	Pronunciation
Garrett Anglim	Ang-lum
Efry Cervantes	Ee-fry Sir-vaughn-tess
Josh Caron	Care-n
Lance Harvell	Har-VELL
Blake Mozley	Moe-slee
Danny Marcuzzo	Mar-coo-zo
Mason Ornelas	Or-nel-es
Luke Sartori	Sar-tori
Shay Schanaman	Shann-uh-man

ROSTER BREAKDOWN BY CLASS

Graduate (5): Burnham, Fischer, Garza, Perry Schanaman
5th-Yr. Senior (3): Bunz, Cervantes, Everitt
Senior (2): Ornelas, Sartori
R-Junior (1): Young
Junior (11): Anderson, Columbus, Evans, Frahm, Hughes, Johnson, Kaminska, Matthews, Mozley, Olson, Sears
R-Sophomore (2): Anglim, Walsh
Sophomore (8): Brockett, Brumbaugh, Caron, Christo, Hawkins, Hood, Jessen, Swansen
R-Freshman (1): Rizzo
Freshman (9): Berggren, Carey, Clark, Gutierrez, Lewis, Lundquist, Novotny, Pauley, Worthley

ROSTER BREAKDOWN BY POSITION

Catcher (4): Caron, Columbus, Everitt, Johnson
Infielder (8): Anderson, Brumbaugh, Carey, Cervantes, Hughes, Matthews, Mozley, Pauley
Outfielder (8): Anglim, Burnham, Evans, Jessen, Lewis, Sartori, Swansen, Young
Left-Handed Pitcher (7): Brockett, Bunz, Clark, Gutierrez, Olson, Perry, Walsh, Worthley
Right-Handed Pitcher (13): Berggren, Christo, Frahm, Garza, Hawkins, Hood, Kaminska, Lundquist, Novotny, Ornelas, Rizzo, Schanaman, Sears
Utility Player (2): Fischer, Walsh

2022 BIG TEN STANDINGS

Team	Big Ten Record	Pct.	Overall Record	Pct.	Streak
Maryland	18-5	.783	47-14	.770	L1
Rutgers	17-7	.708	44-15	.746	L1
Iowa	17-7	.708	36-19	.655	L1
Illinois	17-7	.708	31-22	.585	L2
Michigan	12-12	.500	34-26	.567	W4
Penn State	11-13	.458	26-29	.473	L2
Purdue	9-12	.429	29-21	.580	L4
Northwestern	10-14	.417	24-27	.471	W2
Indiana	10-14	.417	27-32	.458	L1
Nebraska	10-14	.417	23-30	.434	W2
Ohio State	8-14	.364	21-30	.412	W1
Michigan State	8-16	.333	24-30	.444	L2
Minnesota	6-18	.250	16-36	.308	L2

BIG TEN PLAYERS OF THE WEEK

Feb. 22	Player
	Pitcher
	Freshman
March 1	Player
	Pitcher
	Freshman
March 8	Player
	Pitcher
	Freshman
March 15	Player
	Pitcher
	Freshman
March 22	Player
	Pitcher
	Freshman
March 29	Player
	Pitcher
	Freshman
April 5	Player
	Pitcher
	Freshman
April 12	Player
	Pitcher
	Freshman
April 19	Player
	Pitcher
	Freshman
April 26	Player
	Pitcher
	Freshman
May 3	Player
	Pitcher
	Freshman
May 10	Player
	Pitcher
	Freshman
May 17	Player
	Pitcher
	Freshman
May 24	Player
	Pitcher
	Freshman

2023 BIG TEN PRESEASON COACHES POLL (TBA FEB. 16)

Rank	Team	2021 Overall Record (Big Ten Finish)
------	------	--------------------------------------

2023 BIG TEN PRESEASON HONORS LIST (TBA FEB. 16)

Player	Pos.	Yr.	School
--------	------	-----	--------

RPI RANKINGS (2022)

Rank	Team	Record	Road	Neutral	Home	Non-DI
13.	Maryland	48-14	19-7	2-4	27-3	0-0
40.	Rutgers	44-15	22-9	3-1	19-5	0-0
58.	Iowa	36-19	12-7	8-5	16-7	1-1
60.	Michigan	34-28	10-15	8-4	16-9	0-0
76.	Illinois	31-22	12-10	3-8	16-4	1-0
104.	Indiana	27-32	8-19	4-4	15-9	0-0
128.	Ohio State	21-30	7-15	4-3	10-12	0-0
135.	Purdue	29-21	5-10	11-2	13-9	0-0
150.	Penn State	26-29	6-12	7-7	13-10	0-0
163.	Northwestern	24-27	10-18	1-1	13-8	1-0
167.	Nebraska	23-30	8-14	2-3	13-13	0-0
171.	Michigan State	24-30	7-19	5-3	12-8	0-0
246.	Minnesota	16-36	2-18	1-2	13-16	0-0

GAME-BY-GAME STARTERS BY POSITION

Opponent	C	1B	2B	3B	SS	LF	CF	RF	DH	SP
at Sam Houston	Everitt	Gomes	Jackson	Anderson	Matthews	Chick	Sartori	Banjoff	Caron	Perry
at Sam Houston	Everitt	Gomes	Jackson	Anderson	Matthews	Chick	Sartori	Banjoff	Jessen	Schanaman
at Sam Houston	Everitt	Gomes	Cervantes	Anderson	Matthews	Chick	Sartori	Banjoff	Jessen	McCarville
at Sam Houston	Everitt	Gomes	Cervantes	Anderson	Matthews	Banjoff	Sartori	Anglim	Caron	Bragg
vs. No. 17 TCU	Everitt	Gomes	Chick	Anderson	Matthews	Jessen	Sartori	Banjoff	Caron	Perry
vs. No. 17 TCU	Everitt	Gomes	Jackson	Anderson	Cervantes	Chick	Sartori	Banjoff	Jessen	Schanaman
vs. No. 17 TCU	Everitt	Gomes	Jackson	Anderson	Matthews	Swansen	Chick	Banjoff	Caron	McCarville
vs. Northwestern St.	Everitt	Gomes	Cervantes	Anderson	Matthews	Chick	Sartori	Banjoff	Swansen	Frank
at UT Arlington	Everitt	Steil	Cervantes	Anderson	Matthews	Jessen	Chick	Banjoff	Caron	Perry
vs. Northwestern St.	Everitt	Steil	Jackson	Cervantes	Matthews	Jessen	Banjoff	Anglim	Anderson	Schanaman
at UT Arlington	Caron	Steil	Cervantes	Anderson	Matthews	Jessen	Banjoff	Anglim	Everitt	McCarville
at Kansas State	Everitt	Steil	Cervantes	Anderson	Matthews	Banjoff	Sartori	Anglim	Jessen	Olson
at Omaha	Everitt	Gomes	Matthews	Anderson	Jackson	Jessen	Anglim	Banjoff	Caron	Frank
Omaha	Everitt	Gomes	Matthews	Cervantes	Jackson	Banjoff	Chick	Anglim	Anderson	Schanaman
New Mexico State	Caron	Anderson	Matthews	Cervantes	Jackson	Jessen	Chick	Anglim	Everitt	McCarville
New Mexico State	Caron	Anderson	Matthews	Cervantes	Jackson	Jessen	Chick	Anglim	Everitt	Christo
Texas A&M-CC	Everitt	Steil	Matthews	Anderson	Cervantes	Jessen	Chick	Jessen	Caron	Perry
Texas A&M-CC	Everitt	Gomes	Matthews	Anderson	Cervantes	Banjoff	Chick	Anglim	Jackson	Schanaman
Texas A&M-CC	Caron	Anderson	Jackson	Matthews	Cervantes	Banjoff	Chick	Anglim	Everitt	McCarville
Michigan	Everitt	Steil	Jackson	Anderson	Matthews	Chick	Sartori	Anglim	Jessen	Frank
Michigan	Everitt	Steil	Jackson	Anderson	Matthews	Chick	Sartori	Anglim	Jessen	Schanaman
Michigan	Everitt	Steil	Jackson	Anderson	Matthews	Chick	Sartori	Anglim	Caron	McCarville
at Creighton	Everitt	Steil	Jackson	Anderson	Matthews	Chick	Palmer	Anglim	Jessen	Jelkin
at Ohio State	Everitt	Steil	Jackson	Anderson	Matthews	Banjoff	Sartori	Anglim	Chick	Schanaman
at Ohio State	Everitt	Steil	Jackson	Anderson	Matthews	Chick	Sartori	Anglim	Wimmers	Frank
at Ohio State	Everitt	Steil	Jackson	Anderson	Matthews	Chick	Sartori	Anglim	Wimmers	McCarville
at Omaha	Caron	Steil	Cervantes	Anderson	Matthews	Chick	Sartori	Anglim	Everitt	Christo
Rutgers	Everitt	Gomes	Cervantes	Anderson	Matthews	Chick	Sartori	Anglim	Wimmers	Schanaman
Rutgers	Everitt	Gomes	Jackson	Anderson	Matthews	Jessen	Chick	Anglim	Wimmers	Olson
Rutgers	Everitt	Steil	Cervantes	Anderson	Matthews	Banjoff	Chick	Anglim	Caron	McCarville
BYU	Everitt	Steil	Matthews	Anderson	Jackson	Chick	Sartori	Anglim	Wimmers	Frank
BYU	Everitt	Steil	Matthews	Anderson	Jackson	Chick	Sartori	Anglim	Wimmers	Schanaman
BYU	Caron	Steil	Matthews	Anderson	Cervantes	Banjoff	Chick	Anglim	Everitt	Olson
BYU	Everitt	Steil	Jackson	Anderson	Cervantes	Banjoff	Chick	Anglim	Wimmers	Brockett
North Dakota State	Caron	Steil	Matthews	Anderson	Cervantes	Banjoff	Chick	Anglim	Everitt	McCarville
at Indiana	Everitt	Steil	Matthews	Anderson	Cervantes	Banjoff	Chick	Anglim	Wimmers	Schanaman
at Indiana	Everitt	Steil	Jackson	Anderson	Matthews	Banjoff	Chick	Anglim	Jessen	Olson
at Indiana	Everitt	Anderson	Jackson	Cervantes	Matthews	Banjoff	Chick	Anglim	Swansen	Frank
Kansas State	Everitt	Anderson	Jackson	Cervantes	Matthews	Banjoff	Chick	Anglim	Swansen	Brockett
Omaha	Caron	Anderson	Jackson	Cervantes	Matthews	Banjoff	Chick	Anglim	Everitt	McCarville
Iowa	Everitt	Anderson	Jackson	Cervantes	Matthews	Banjoff	Chick	Anglim	Swansen	Schanaman
Iowa	Everitt	Anderson	Jackson	Cervantes	Matthews	Banjoff	Chick	Anglim	Swansen	Olson
Iowa	Everitt	Anderson	Jackson	Cervantes	Matthews	Banjoff	Chick	Anglim	Swansen	Frank
at Minnesota	Everitt	Anderson	Chick	Cervantes	Jackson	Banjoff	Sartori	Anglim	Gomes	Schanaman
at Minnesota	Everitt	Gomes	Anderson	Cervantes	Jackson	Chick	Sartori	Anglim	Banjoff	Olson
at Minnesota	Everitt	Gomes	Anderson	Cervantes	Jackson	Banjoff	Chick	Anglim	Swansen	Brockett
at Illinois	Everitt	Gomes	Anderson	Cervantes	Jackson	Banjoff	Chick	Anglim	Caron	Schanaman
at Illinois	Caron	Gomes	Anderson	Cervantes	Jackson	Banjoff	Chick	Anglim	Everitt	Olson
at Illinois	Caron	Gomes	Anderson	Cervantes	Jackson	Banjoff	Chick	Anglim	Everitt	Brockett
Oral Roberts	Caron	Gomes	Anderson	Cervantes	Jackson	Banjoff	Chick	Anglim	Everitt	McCarville
Michigan State	Caron	Gomes	Anderson	Cervantes	Matthews	Banjoff	Chick	Anglim	Everitt	Brockett
Michigan State	Everitt	Gomes	Anderson	Cervantes	Matthews	Banjoff	Chick	Anglim	Jessen	Olson
Michigan State	Everitt	Gomes	Anderson	Cervantes	Matthews	Banjoff	Chick	Anglim	Jessen	Ornelas

GAME-BY-GAME STARTING LINEUPS

Opponent	1	2	3	4	5	6	7	8	9
at Sam Houston	Banjoff	Chick	Anderson	Matthews	Everitt	Gomes	Caron	Jackson	Sartori
at Sam Houston	Banjoff	Chick	Anderson	Matthews	Everitt	Gomes	Jessen	Sartori	Jackson
at Sam Houston	Banjoff	Jessen	Anderson	Gomes	Everitt	Matthews	Sartori	Chick	Cervantes
at Sam Houston	Banjoff	Sartori	Anderson	Gomes	Everitt	Matthews	Caron	Anglim	Cervantes
vs. No. 17 TCU	Banjoff	Jessen	Anderson	Gomes	Everitt	Chick	Matthews	Caron	Sartori
vs. No. 17 TCU	Banjoff	Jessen	Anderson	Chick	Everitt	Gomes	Jackson	Cervantes	Sartori
vs. No. 17 TCU	Banjoff	Everitt	Anderson	Chick	Gomes	Caron	Jackson	Matthews	Swansen
vs. Northwestern St.	Matthews	Everitt	Anderson	Chick	Banjoff	Gomes	Swansen	Sartori	Cervantes
at UT Arlington	Matthews	Everitt	Anderson	Chick	Banjoff	Jessen	Caron	Steil	Cervantes
vs. Northwestern St.	Matthews	Jessen	Anderson	Everitt	Banjoff	Steil	Jackson	Anglim	Cervantes
at UT Arlington	Matthews	Jessen	Anderson	Everitt	Banjoff	Steil	Anglim	Caron	Cervantes
at Kansas State	Jessen	Anglim	Anderson	Everitt	Banjoff	Matthews	Cervantes	Steil	Sartori
at Omaha	Anglim	Jessen	Anderson	Everitt	Caron	Jackson	Matthews	Gomes	Banjoff
Omaha	Banjoff	Jackson	Anderson	Everitt	Matthews	Anglim	Chick	Gomes	Cervantes
New Mexico State	Jessen	Jackson	Anderson	Everitt	Matthews	Anglim	Caron	Chick	Cervantes
New Mexico State	Jessen	Jackson	Anderson	Everitt	Matthews	Anglim	Caron	Chick	Cervantes
Texas A&M-CC	Jessen	Anderson	Everitt	Matthews	Anglim	Caron	Chick	Steil	Cervantes
Texas A&M-CC	Anderson	Jackson	Everitt	Matthews	Anglim	Gomes	Chick	Cervantes	Banjoff
Texas A&M-CC	Anderson	Jackson	Everitt	Anglim	Matthews	Swansen	Chick	Caron	Cervantes
Michigan	Matthews	Chick	Anderson	Everitt	Anglim	Jessen	Steil	Jackson	Sartori
Michigan	Matthews	Chick	Anderson	Everitt	Anglim	Jessen	Steil	Jackson	Sartori
Michigan	Matthews	Chick	Anderson	Everitt	Anglim	Caron	Steil	Jackson	Sartori
at Creighton	Matthews	Chick	Anderson	Everitt	Anglim	Jessen	Steil	Jackson	Palmer
at Ohio State	Matthews	Chick	Anderson	Everitt	Anglim	Jackson	Banjoff	Sartori	Steil
at Ohio State	Matthews	Chick	Anderson	Everitt	Anglim	Wimmers	Jackson	Steil	Sartori
at Ohio State	Matthews	Chick	Anderson	Everitt	Anglim	Wimmers	Jackson	Steil	Sartori
at Omaha	Matthews	Chick	Anderson	Everitt	Anglim	Caron	Sartori	Steil	Cervantes
Rutgers	Matthews	Chick	Anderson	Everitt	Anglim	Wimmers	Sartori	Gomes	Cervantes
Rutgers	Matthews	Chick	Anderson	Everitt	Anglim	Wimmers	Jessen	Gomes	Jackson
Rutgers	Matthews	Chick	Anderson	Everitt	Anglim	Caron	Steil	Banjoff	Cervantes
BYU	Chick	Anglim	Anderson	Everitt	Wimmers	Matthews	Jackson	Sartori	Steil
BYU	Chick	Anglim	Anderson	Everitt	Wimmers	Matthews	Jackson	Sartori	Steil
BYU	Chick	Anglim	Anderson	Everitt	Banjoff	Cervantes	Caron	Matthews	Steil
BYU	Chick	Anglim	Anderson	Everitt	Wimmers	Banjoff	Cervantes	Jackson	Steil
North Dakota State	Chick	Anglim	Anderson	Everitt	Banjoff	Matthews	Cervantes	Caron	Steil
at Indiana	Chick	Anglim	Everitt	Anderson	Wimmers	Matthews	Banjoff	Cervantes	Steil
at Indiana	Chick	Anglim	Everitt	Anderson	Jessen	Matthews	Banjoff	Jackson	Steil
at Indiana	Chick	Anglim	Everitt	Anderson	Banjoff	Matthews	Swansen	Jackson	Cervantes
Kansas State	Chick	Anglim	Everitt	Anderson	Banjoff	Matthews	Swansen	Jackson	Cervantes
Omaha	Chick	Anglim	Everitt	Anderson	Banjoff	Matthews	Jackson	Caron	Cervantes
Iowa	Chick	Anglim	Everitt	Anderson	Banjoff	Matthews	Jackson	Swansen	Cervantes
Iowa	Chick	Anglim	Everitt	Anderson	Banjoff	Matthews	Jackson	Swansen	Cervantes
Iowa	Chick	Anglim	Everitt	Anderson	Banjoff	Matthews	Jackson	Swansen	Cervantes
at Minnesota	Chick	Anglim	Everitt	Anderson	Banjoff	Jackson	Gomes	Sartori	Cervantes
at Minnesota	Chick	Anglim	Everitt	Anderson	Banjoff	Jackson	Gomes	Sartori	Cervantes
at Minnesota	Chick	Anglim	Everitt	Anderson	Banjoff	Gomes	Jackson	Swansen	Cervantes
at Illinois	Chick	Anglim	Everitt	Anderson	Banjoff	Gomes	Jackson	Caron	Cervantes
at Illinois	Chick	Anglim	Everitt	Anderson	Banjoff	Gomes	Jackson	Caron	Cervantes
at Illinois	Chick	Anglim	Everitt	Anderson	Banjoff	Gomes	Jackson	Caron	Cervantes
Oral Roberts	Chick	Anglim	Everitt	Anderson	Gomes	Banjoff	Jackson	Caron	Cervantes
Michigan State	Chick	Anglim	Everitt	Anderson	Gomes	Banjoff	Matthews	Caron	Cervantes
Michigan State	Chick	Anglim	Everitt	Anderson	Gomes	Banjoff	Matthews	Jessen	Cervantes
Michigan State	Chick	Anglim	Everitt	Anderson	Gomes	Banjoff	Matthews	Jessen	Cervantes

OVERALL RECORD: 23-30

BIG: 10-14 | Home: 13-13 | Away: 8-14 | Neutral: 2-3

Date	Opponent	W/L	Score	Overall	Big Ten	Pitcher of Record	Att.	Time
2/18	at Sam Houston	L	8-5	0-1	0-0	Olson, E. (0-1)	423	3:07
2/19	at Sam Houston-1	L	5-1	0-2	0-0	Schanaman, S. (0-1)	--	1:52
2/19	at Sam Houston-2	W	12-9	1-2	0-0	Ornelas, M. (1-0)	1488	3:29
2/20	at Sam Houston	L	6-3	1-3	0-0	Bragg, B. (0-1)	1255	2:35
2/25	vs. No. 17 TCU	L	4-1	1-4	0-0	Perry, K. (0-1)	4912	2:54
2/26	vs. No. 17 TCU	L	3-8	1-5	0-0	Schanaman, S. (0-2)	5476	3:08
2/27	vs. No. 17 TCU	L	3-5	1-6	0-0	McCarville, D. (0-1)	--	2:31
3/4	vs. Northwestern State	W	2-0	2-6	0-0	Frank, K. (1-0)	200	2:15
3/4	at UT Arlington	L	4-3	2-7	0-0	Gomes, C. (0-1)	720	2:55
3/5	vs. Northwestern State	W	6-0	3-7	0-0	Schanaman, S. (1-2)	311	1:57
3/5	at UT Arlington	W	8-2	4-7	0-0	McCarville, D. (1-1)	766	2:40
3/9	at Kansas State	L	6-4	4-8	0-0	Olson, E. (0-2)	1176	2:26
3/13	at Omaha	L	4-3	4-9	0-0	Perry, K. (0-2)	3009	2:35
3/14	OMAHA	W	6-5	5-9	0-0	Bragg, B. (1-1)	1466	2:44
3/15	NEW MEXICO STATE	W	12-6	6-9	0-0	McCarville, D. (2-1)	4901	2:58
3/16	NEW MEXICO STATE	W	6-5	7-9	0-0	Olson, E. (1-2)	5043	2:50
3/18	TEXAS A&M-CC	W	13-12	8-9	0-0	Ornelas, M. (2-0)	4407	3:58
3/19	TEXAS A&M-CC	L	4-1	8-10	0-0	Schanaman, S. (1-3)	5446	2:35
3/20	TEXAS A&M-CC	L	21-4	8-11	0-0	McCarville, D. (2-2)	5627	3:11
3/25	MICHIGAN*	W	13-9	9-11	1-0	Frank, K. (2-0)	5109	3:34
3/26	MICHIGAN*	L	8-6	9-12	1-1	Bragg, B. (1-2)	6561	2:52
3/27	MICHIGAN*	L	6-1	9-13	1-2	McCarville, D. (2-3)	5075	3:09
3/29	at Creighton	L	3-2	9-14	1-2	Jelkin, J. (0-1)	3110	3:12
4/1	at Ohio State*	W	5-3	10-14	2-2	Schanaman, S. (2-3)	1370	2:38
4/2	at Ohio State*	W	10-5	11-14	3-2	Martin, T. (1-0)	1118	2:39
4/3	at Ohio State*	W	17-5	12-14	4-2	Jelkin, J. (1-1)	1079	3:19
4/6	at Omaha	L	6-5	12-15	4-2	Christo, D. (0-1)	1585	3:20
4/8	RUTGERS*	L	7-5	12-16	4-3	Schanaman, S. (2-4)	5053	2:40
4/9	RUTGERS*	L	5-4	12-17	4-4	Bragg, B. (1-3)	5852	2:55
4/10	RUTGERS*	L	19-1	12-18	4-5	McCarville, D. (2-4)	5282	2:57
4/14	BYU	W	1-0	13-18	4-5	Martin, T. (2-0)	4382	2:09
4/15	BYU-1	L	3-2	13-19	4-5	Schanaman, S. (2-5)	--	1:56
4/15	BYU-2	L	7-6	13-20	4-5	Bragg, B. (1-4)	5219	2:41
4/16	BYU	L	4-3	13-21	4-5	Hawkins, C. (0-1)	5005	2:38
4/20	NORTH DAKOTA STATE	W	4-3	14-21	4-5	Hood, C. (1-0)	4462	2:59
4/22	at Indiana*	L	8-7	14-22	4-6	Schanaman, S. (2-6)	1655	2:53
4/23	at Indiana*	L	8-1	14-23	4-7	Olson, E. (1-3)	1751	2:52
4/24	at Indiana*	W	19-7	15-23	5-7	Frank, K. (3-0)	1973	3:54
4/26	KANSAS STATE	W	8-6	16-23	5-7	Hood, C. (2-0)	5353	3:09
4/27	OMAHA	W	14-3	17-23	5-7	McCarville, D. (3-4)	4867	2:31
4/29	IOWA*	L	1-0	17-24	5-8	Schanaman, S. (2-7)	4835	2:08
5/1	IOWA-1*	W	12-1	18-24	6-8	Olson, E. (2-3)	--	2:06
5/1	IOWA-2*	L	5-3	18-25	6-9	Bragg, B. (1-5)	5741	3:01
5/6	at Minnesota*	W	12-5	19-25	7-9	Frank, K. (4-0)	606	3:02
5/7	at Minnesota*	L	9-8	19-26	7-10	Bragg, B. (1-6)	1272	4:34
5/8	at Minnesota*	L	3-1	19-27	7-11	McCarville, D. (3-5)	504	2:33
5/13	at Illinois*	L	8-3	19-28	7-12	Schanaman, S. (2-8)	3089	2:46
5/14	at Illinois*	W	11-2	20-28	8-12	Olson, E. (3-3)	789	2:52
5/15	at Illinois*	L	5-4	20-29	8-13	Hawkins, C. (0-2)	802	2:52
5/17	ORAL ROBERTS	W	9-5	21-29	8-13	McCarville, D. (4-5)	4480	2:50
5/19	MICHIGAN STATE*	L	4-1	21-30	8-14	Brockett, J. (0-1)	4993	2:31
5/20	MICHIGAN STATE*	W	6-3	22-30	9-14	Frank, K. (5-0)	5602	2:32
5/21	MICHIGAN STATE*	W	10-9	23-30	10-14	Bragg, B. (2-6)	5900	3:14

* - Big Ten Conference Game

OVERALL RECORD: 23-30

BIG: 10-14 | Home: 13-13 | Away: 8-14 | Neutral: 2-3

Player	avg	gp-gs	ab	r	h	2b	3b	hr	rbi	tb	slg%	bb	hp	so	gdp	ob%	sf	sh	sb-att	po	a	e	fld%
Gomes, Colby	.333	28-23	84	17	28	6	0	7	20	55	.655	4	6	28	1	.396	2	0	1-1	189	12	3	.985
Anglim, Garrett	.303	49-45	178	28	54	11	4	4	28	85	.478	16	9	40	5	.387	1	0	6-9	67	1	1	.986
Anderson, Max	.299	53-53	224	47	67	12	3	10	45	115	.513	14	3	26	6	.349	0	0	6-7	113	85	8	.961
Everitt, Griffin	.291	53-53	203	38	59	12	1	8	41	97	.478	25	7	45	6	.384	2	0	2-6	329	30	6	.984
Matthews, Brice	.261	45-44	157	31	41	8	0	7	29	70	.446	25	6	56	1	.379	2	4	12-13	62	112	15	.921
Wimmers, Nick	.259	15-8	27	2	7	1	0	0	3	8	.296	2	4	9	1	.394	0	3	0-0	0	0	0	.000
Jessen, Luke	.257	26-19	74	11	19	1	1	0	5	22	.297	6	2	27	1	.329	0	1	1-3	12	0	0	1.000
Chick, Cam	.251	50-48	171	41	43	7	2	8	26	78	.456	37	16	67	1	.425	2	0	8-13	81	7	2	.978
Banjoff, Leighton	.233	47-38	133	18	31	4	0	2	17	41	.308	33	5	41	1	.401	1	1	4-5	68	3	1	.986
Jackson, Core	.210	44-36	124	18	26	6	2	1	21	39	.315	13	8	27	1	.322	1	6	6-8	44	91	8	.944
Sartori, Luke	.192	41-20	73	19	14	1	0	1	9	18	.247	9	3	21	0	.306	0	2	5-5	50	1	0	1.000
Cervantes, Efray	.187	40-37	107	12	20	4	0	1	10	27	.252	13	11	20	0	.333	1	11	0-1	35	79	3	.974
Caron, Josh	.179	26-22	78	10	14	3	0	0	7	17	.218	11	5	19	3	.316	1	0	1-1	93	13	1	.991
Steil, Jack	.176	33-21	68	10	12	2	0	1	7	17	.250	10	1	25	0	.284	2	1	2-3	199	13	3	.986
Swansen, Gabe	.154	20-9	39	6	6	1	0	1	6	10	.256	5	1	9	2	.267	0	0	0-0	3	0	1	.750
Palmer, Tyler	.000	17-1	3	1	0	0	0	0	0	0	.000	1	0	2	0	.250	0	0	2-4	2	0	1	.667
Walsh, Will	.000	2-0	2	0	0	0	0	0	0	0	.000	0	0	2	0	.000	0	0	0-0	0	0	0	.000
Wessel, Drew	.000	1-0	1	1	0	0	0	0	0	0	.000	0	0	0	0	.000	0	0	0-0	2	0	1	.667
Totals	.253	53	1746	310	441	79	13	51	274	699	.400	224	87	464	29	.363	15	29	56-79	1374	514	61	.969
Opponents	.258	53	1777	299	459	97	10	53	277	735	.414	189	54	437	26	.344	21	17	37-52	1382	496	60	.969

LOB - Team (409), Opp (388). DPs turned - Team (34), Opp (36). CI - Team (3), Everitt, G. 2, Wessel, D. 1. IBB - Team (3), Everitt, G. 1, Anderson, M. 1, Chick, C. 1, Opp (9). Picked off - Jackson, C. 2, Banjoff, L. 2, Anglim, G. 1, Matthews, B. 1, Everitt, G. 1.

(All games Sorted by Earned run avg)

Player	era	w-l	app	gs	cg	sho	sv	ip	h	r	er	bb	so	2b	3b	hr	b/avg	wp	hp	bks	sfa	sha
Mason, Quinn	0.00	0-0	3	0	0	0/0	0	1.1	2	0	0	4	0	0	0	0	.400	1	0	0	0	0
Bunz, Jake	0.00	0-0	1	0	0	0/0	0	0.1	0	0	0	0	1	0	0	0	.000	0	0	0	0	0
Jelkin, Jaxon	2.31	1-1	6	1	0	0/0	0	11.2	8	3	3	7	9	1	0	0	.195	3	2	0	1	0
Olson, Emmett	2.86	3-3	19	8	1	0/1	1	66.0	61	36	21	16	65	13	1	6	.238	5	5	0	2	1
Bragg, Braxton	3.28	2-6	17	1	0	0/1	5	35.2	31	18	13	8	37	5	1	2	.235	2	2	0	5	2
Frank, Koty	3.81	5-0	14	7	0	0/2	0	59.0	54	30	25	19	70	14	1	7	.241	2	4	0	1	3
Hood, CJ	4.26	2-0	18	0	0	0/0	1	12.2	8	8	6	13	12	4	0	1	.200	5	2	0	3	0
Martin, Tyler	4.32	2-0	20	0	0	0/1	0	25.0	19	15	12	11	24	5	0	1	.192	2	5	0	0	0
Schanaman, Shay	4.44	2-8	15	13	2	1/0	0	77.0	75	48	38	29	76	14	2	12	.251	7	11	1	6	3
Bradford, Ethan	4.76	0-0	4	0	0	0/0	0	5.2	6	3	3	3	3	1	0	0	.300	1	0	0	0	0
Brockett, Jackson	5.23	0-1	12	5	0	0/0	0	31.0	28	19	18	15	29	5	2	3	.237	5	4	0	1	0
Benson, Chandler	5.25	0-0	15	0	0	0/0	0	12.0	17	7	7	4	10	3	0	2	.333	0	3	0	0	1
Ornelas, Mason	5.31	2-0	17	1	0	0/0	1	39.0	37	27	23	20	26	9	1	5	.257	6	3	0	2	3
McCarville, Dawson	6.47	4-5	12	11	0	0/0	0	48.2	61	37	35	18	40	12	1	6	.313	3	6	0	0	3
Perry, Kyle	6.75	0-2	5	4	0	0/0	0	14.2	16	11	11	10	17	4	0	2	.276	1	3	0	0	1
Hawkins, Corbin	6.97	0-2	13	0	0	0/0	0	10.1	15	14	8	2	11	2	1	2	.313	0	1	0	0	0
Christo, Drew	8.44	0-1	5	2	0	0/0	0	5.1	10	12	5	5	5	3	0	3	.370	1	2	0	0	0
Walsh, Will	13.50	0-0	1	0	0	0/0	0	0.2	3	1	1	0	1	0	0	0	.600	1	0	0	0	0
Gomes, Colby	27.00	0-1	2	0	0	0/0	0	1.1	5	4	4	1	0	2	0	0	.556	0	1	0	0	0
Feekin, Caleb	81.00	0-0	2	0	0	0/0	0	0.2	3	6	6	4	1	0	0	1	.600	1	0	0	0	0
Totals	4.70	23-30	53	53	3	3/2	8	458.0	459	299	239	189	437	97	10	53	.258	46	54	1	21	17
Opponents	5.20	30-23	53	53	1	1/0	19	460.2	441	310	266	224	464	79	13	51	.253	46	87	5	15	29

PB - Team (6), Everitt, G. 4, Wessel, D. 1, Caron, J. 1, Opp (8). Pickoffs - Team (2), Hood, C. 1, Everitt, G. 1, Opp (7). SBA/ATT - Everitt, G. (30-36), Caron, J. (7-10), Ornelas, M. (6-8), McCarville (4-7), Frank, K. (6-6), Bragg, B. (5-6), Benson, C. (3-4), Schanaman, S (2-4), Martin, T. (3-3), Olson, E. (0-3), Jelkin, J. (2-3), Brockett, J. (3-3), Bradford, E. (1-2), Christo, D. (2-2), Hood, C. (0-1).

BIG TEN RECORD: 10-14

Home: 4-8 | Away: 6-6

Player	avg	gp-gs	ab	r	h	2b	3b	hr	rbi	tb	slg%	bb	hp	so	gdp	ob%	sf	sh	sb-att	po	a	e	fld%
Gomes, Colby	.341	13-11	41	8	14	2	0	5	12	31	.756	3	4	12	0	.429	1	0	1-1	103	4	2	.982
Anglim, Garrett	.313	24-24	99	21	31	6	2	3	19	50	.505	11	4	21	3	.400	1	0	4-6	30	0	0	1.000
Everitt, Griffin	.294	24-24	102	17	30	7	0	2	20	43	.422	10	2	17	3	.365	1	0	0-3	171	17	3	.984
Anderson, Max	.284	24-24	109	22	31	5	0	7	28	57	.523	7	0	15	1	.328	0	0	2-2	62	43	3	.972
Matthews, Brice	.282	19-18	71	13	20	1	0	4	18	33	.465	14	2	26	0	.414	0	0	1-1	21	54	4	.945
Chick, Cam	.278	24-24	90	24	25	5	1	3	14	41	.456	24	8	33	1	.463	1	0	2-5	50	1	0	1.000
Jessen, Luke	.250	9-6	24	3	6	0	1	0	2	8	.333	1	0	9	0	.280	0	0	1-1	2	0	0	1.000
Wimmers, Nick	.235	8-5	17	2	4	1	0	0	2	5	.294	2	4	7	0	.435	0	0	0-0	0	0	0	.000
Sartori, Luke	.231	17-9	39	14	9	1	0	1	6	13	.333	3	1	14	0	.302	0	1	1-1	25	1	0	1.000
Cervantes, Efry	.222	19-16	45	6	10	3	0	0	5	13	.289	6	6	8	0	.386	0	7	0-1	9	32	1	.976
Jackson, Core	.210	21-18	62	9	13	2	0	0	8	15	.242	9	8	17	1	.380	0	1	5-6	22	42	2	.970
Banjoff, Leighton	.193	20-17	57	9	11	0	0	2	8	17	.298	18	2	17	1	.403	0	1	1-1	29	1	0	1.000
Swansen, Gabe	.182	9-5	22	4	4	1	0	1	5	8	.364	2	0	5	1	.250	0	0	0-0	0	0	0	.000
Steil, Jack	.115	13-9	26	6	3	1	0	0	0	4	.154	6	1	10	0	.303	0	0	2-3	81	5	2	.977
Caron, Josh	.091	10-6	22	2	2	0	0	0	1	2	.091	5	2	5	0	.310	0	0	0-0	25	4	1	.967
Walsh, Will	.000	2-0	2	0	0	0	0	0	0	0	.000	0	0	2	0	.000	0	0	0-0	0	0	0	.000
Palmer, Tyler	.000	7-0	0	0	0	0	0	0	0	0	.000	0	0	0	0	.000	0	0	0-1	0	0	1	.000
Totals	.257	24	828	160	213	35	4	28	148	340	.411	121	44	218	11	.379	4	10	20-32	639	236	23	.974
Opponents	.281	24	850	145	239	49	6	33	136	399	.469	71	22	205	12	.349	9	8	18-24	642	222	20	.977

LOB - Team (205), Opp (176). DPs turned - Team (15), Opp (13). IBB - Team (1), Anderson, M. 1, Opp (3). Picked off - Anglim, G. 1.

(Big Ten games only Sorted by Earned run avg)

Player	era	w-l	app	gs	cg	sho	sv	ip	h	r	er	bb	so	2b	3b	hr	b/avg	wp	hp	bks	sfa	sha
Christo, Drew	0.00	0-0	1	0	0	0/0	0	1.2	2	5	0	1	2	1	0	1	.250	0	1	0	0	0
Feekin, Caleb	0.00	0-0	1	0	0	0/0	0	0.0	0	0	0	1	0	0	0	0		1	0	0	0	0
Jelkin, Jaxon	1.93	1-0	2	0	0	0/0	0	4.2	3	1	1	3	0	1	0	0	.188	1	0	0	0	0
Bragg, Braxton	2.82	1-4	9	0	0	0/0	1	22.1	18	10	7	8	22	3	0	1	.220	1	1	0	3	2
Olson, Emmett	3.05	2-1	8	6	1	0/0	0	41.1	40	22	14	9	40	10	1	4	.250	2	3	0	1	1
Brockett, Jackson	3.07	0-1	4	3	0	0/0	0	14.2	13	5	5	4	13	3	1	2	.241	0	0	0	1	0
Ornelas, Mason	4.76	0-0	6	1	0	0/0	0	17.0	18	9	9	7	8	3	1	2	.281	3	1	0	1	1
Frank, Koty	6.23	4-0	8	4	0	0/0	0	30.1	34	22	21	9	40	8	1	6	.276	0	2	0	0	1
Schanaman, Shay	6.33	1-4	8	7	0	0/0	0	42.2	57	34	30	14	44	12	1	10	.315	4	7	0	3	1
McCarville, Dawson	6.57	0-3	4	3	0	0/0	0	12.1	16	9	9	8	14	2	0	3	.340	1	1	0	0	1
Hawkins, Corbin	6.75	0-1	7	0	0	0/0	0	5.1	8	6	4	1	4	0	1	0	.333	0	0	0	0	0
Martin, Tyler	7.36	1-0	8	0	0	0/0	0	11.0	11	11	9	2	10	3	0	1	.244	0	4	0	0	0
Benson, Chandler	7.94	0-0	8	0	0	0/0	0	5.2	12	5	5	1	5	2	0	2	.429	0	2	0	0	1
Hood, CJ	13.50	0-0	7	0	0	0/0	1	3.1	4	5	5	3	2	1	0	1	.308	1	0	0	0	0
Walsh, Will	13.50	0-0	1	0	0	0/0	0	0.2	3	1	1	0	1	0	0	0	.600	1	0	0	0	0
Totals	5.07	10-14	24	24	1	0/0	2	213.0	239	145	120	71	205	49	6	33	.281	15	22	0	9	8
Opponents	6.27	14-10	24	24	1	1/0	7	214.0	213	160	149	121	218	35	4	28	.257	23	44	2	4	10

PB - Team (3), Everitt, G. 3, Opp (4). Pickoffs - Team (0), Opp (1). SBA/ATT - Everitt, G. (16-19), Bragg, B. (4-4), McCarville (2-4), Schanaman, S (2-3), Olson, E. (0-3), Caron, J. (2-3), Frank, K. (3-3), Martin, T. (2-2), Ornelas, M. (2-2), Brockett, J. (1-1), Jelkin, J. (1-1), Benson, C. (1-1).

HOME RECORD: 13-13

BIG: 4-8

Player	avg	gp-gs	ab	r	h	2b	3b	hr	rbi	tb	slg%	bb	hp	so	gdp	ob%	sf	sh	sb-att	po	a	e	fld%
Gomes, Colby	.345	11-8	29	6	10	3	0	2	5	19	.655	1	4	9	1	.441	0	0	1-1	82	2	1	.988
Chick, Cam	.321	26-26	81	25	26	4	2	4	12	46	.568	25	12	29	1	.529	1	0	5-10	40	1	1	.976
Anderson, Max	.294	26-26	109	24	32	7	1	6	24	59	.541	5	0	12	2	.325	0	0	4-4	67	39	4	.964
Anglim, Garrett	.286	26-26	91	12	26	6	0	4	20	44	.484	11	8	19	4	.405	1	0	4-5	47	1	0	1.000
Matthews, Brice	.275	24-24	80	18	22	4	0	4	16	38	.475	15	3	25	1	.404	1	2	7-7	28	61	9	.908
Everitt, Griffin	.273	26-26	88	20	24	6	1	6	21	50	.568	19	3	17	4	.414	1	0	2-4	152	14	3	.982
Jessen, Luke	.226	12-8	31	5	7	0	1	0	2	9	.290	2	2	11	0	.314	0	0	1-1	6	0	0	1.000
Banjooff, Leighton	.208	22-15	53	9	11	1	0	1	8	15	.283	12	3	16	0	.382	0	1	0-1	29	1	1	.968
Jackson, Core	.175	21-18	63	8	11	2	1	0	9	15	.238	8	1	9	1	.278	0	4	2-3	27	46	5	.936
Cervantes, Efray	.170	20-20	53	5	9	2	0	1	5	14	.264	8	5	10	0	.333	0	4	0-1	19	39	1	.983
Steil, Jack	.167	18-10	30	5	5	1	0	1	4	9	.300	8	0	11	0	.342	0	1	0-0	96	5	1	.990
Swansen, Gabe	.167	10-5	18	4	3	0	0	0	2	3	.167	3	1	5	0	.318	0	0	0-0	0	0	0	1.000
Caron, Josh	.125	12-11	40	3	5	2	0	0	5	7	.175	1	3	10	2	.200	1	0	0-0	66	10	1	.987
Wimmers, Nick	.125	9-5	16	1	2	0	0	0	1	2	.125	0	1	4	1	.176	0	3	0-0	0	0	0	.000
Sartori, Luke	.053	16-6	19	5	1	0	0	0	1	1	.053	2	3	7	0	.250	0	0	2-2	17	0	0	1.000
Wessel, Drew	.000	1-0	1	1	0	0	0	0	0	0	.000	0	0	0	0	.000	0	0	0-0	2	0	1	.667
Palmer, Tyler	.000	9-0	1	0	0	0	0	0	0	0	.000	1	0	1	0	.500	0	0	0-1	0	0	0	.000
Totals	.242	26	803	151	194	38	6	29	135	331	.412	121	49	195	17	.372	5	15	28-40	687	251	31	.968
Opponents	.247	26	889	161	220	39	4	41	152	390	.439	93	29	228	11	.336	8	8	17-24	653	243	23	.975

LOB - Team (189), Opp (181). DPs turned - Team (15), Opp (21). CI - Team (2), Everitt, G. 1, Wessel, D. 1. IBB - Team (2), Everitt, G. 1, Chick, C. 1, Opp (4). Picked off - Banjooff, L. 1, Matthews, B. 1.

(Home games Sorted by Earned run avg)

Player	era	w-l	app	gs	cg	sho	sv	ip	h	r	er	bb	so	2b	3b	hr	b/avg	wp	hp	bksfa	sha	
Christo, Drew	0.00	0-0	3	1	0	0/0	0	3.1	5	7	0	4	4	1	0	2	.313	1	1	0	0	0
Mason, Quinn	0.00	0-0	2	0	0	0/0	0	1.0	1	0	0	3	0	0	0	0	.333	1	0	0	0	0
Jelkin, Jaxon	1.42	0-0	3	0	0	0/0	0	6.1	3	1	1	4	7	1	0	0	.136	1	1	0	0	0
Olson, Emmett	2.40	2-0	8	4	1	0/0	0	30.0	20	13	8	7	29	3	1	4	.180	1	4	0	1	0
Bragg, Braxton	2.62	2-4	10	0	0	0/1	3	24.0	15	11	7	3	24	3	1	2	.179	2	1	0	3	1
Schanaman, Shay	3.05	0-4	8	6	1	0/0	0	44.1	34	21	15	15	43	5	0	7	.209	6	5	0	2	1
Frank, Koty	4.58	2-0	5	3	0	0/1	0	19.2	21	13	10	5	26	3	0	6	.269	0	1	0	1	1
Benson, Chandler	6.23	0-0	10	0	0	0/0	0	8.2	14	6	6	3	9	3	0	2	.359	0	2	0	0	0
Hood, CJ	6.75	2-0	10	0	0	0/0	1	6.2	5	7	5	10	9	2	0	1	.208	4	1	0	1	0
Brockett, Jackson	6.87	0-1	6	3	0	0/0	0	18.1	21	14	14	6	16	1	2	3	.284	4	3	0	0	0
McCarville, Dawson	6.98	3-3	7	7	0	0/0	0	29.2	35	23	23	11	29	7	0	5	.299	1	4	0	0	3
Ornelas, Mason	7.50	1-0	8	1	0	0/0	1	18.0	16	15	15	10	13	5	0	4	.246	2	1	0	0	2
Martin, Tyler	7.84	1-0	10	0	0	0/1	0	10.1	13	10	9	6	9	2	0	1	.277	2	4	0	0	0
Hawkins, Corbin	8.10	0-1	9	0	0	0/0	0	6.2	9	11	6	2	8	2	0	2	.281	0	1	0	0	0
Walsh, Will	13.50	0-0	1	0	0	0/0	0	0.2	3	1	1	0	1	0	0	0	.600	1	0	0	0	0
Perry, Kyle	27.00	0-0	1	1	0	0/0	0	0.2	2	2	2	1	0	1	0	1	.500	0	0	0	0	0
Feekin, Caleb	81.00	0-0	1	0	0	0/0	0	0.2	3	6	6	3	1	0	0	1	.600	0	0	0	0	0
Totals	5.03	13-13	26	26	2	1/1	5	229.0	220	161	128	93	228	39	4	41	.247	26	29	0	8	8
Opponents	5.25	13-13	26	26	1	1/0	8	217.2	194	151	127	121	195	38	6	29	.242	27	49	3	5	15

PB - Team (2), Everitt, G. 1, Wessel, D. 1, Opp (3). Pickoffs - Team (0), Opp (2). SBA/ATT - Everitt, G. (13-16), Caron, J. (4-6), Bragg, B. (3-4), Schanaman, S (1-3), Frank, K. (3-3), Benson, C. (2-3), McCarville (2-3), Brockett, J. (2-2), Ornelas, M. (2-2), Martin, T. (2-2), Hood, C. (0-1), Olson, E. (0-1).

ROAD/NEUTRAL RECORD: 10-17

BIG: 6-6 | Away: 8-14 | Neutral: 2-3

Player	avg	gp-gs	ab	r	h	2b	3b	hr	rbi	tb	slg%	bb	hp	so	gdp	ob%	sf	sh	sb-att	po	a	e	fld%
Wimmers, Nick	.455	6-3	11	1	5	1	0	0	2	6	.545	2	3	5	0	.625	0	0	0-0	0	0	0	.000
Gomes, Colby	.327	17-15	55	11	18	3	0	5	15	36	.655	3	2	19	0	.371	2	0	0-0	107	10	2	.983
Anglim, Garrett	.322	23-19	87	16	28	5	4	0	8	41	.471	5	1	21	1	.366	0	0	2-4	20	0	1	.952
Everitt, Griffin	.304	27-27	115	18	35	6	0	2	20	47	.409	6	4	28	2	.357	1	0	0-2	177	16	3	.985
Anderson, Max	.304	27-27	115	23	35	5	2	4	21	56	.487	9	3	14	4	.370	0	0	2-3	46	46	4	.958
Jessen, Luke	.279	14-11	43	6	12	1	0	0	3	13	.302	4	0	16	1	.340	0	1	0-2	6	0	0	1.000
Banjoff, Leighton	.250	25-23	80	9	20	3	0	1	9	26	.325	21	2	25	1	.413	1	0	4-4	39	2	0	1.000
Matthews, Brice	.247	21-20	77	13	19	4	0	3	13	32	.416	10	3	31	0	.352	1	2	5-6	34	51	6	.934
Jackson, Core	.246	23-18	61	10	15	4	1	1	12	24	.393	5	7	18	0	.365	1	2	4-5	17	45	3	.954
Sartori, Luke	.241	25-14	54	14	13	1	0	1	8	17	.315	7	0	14	0	.328	0	2	3-3	33	1	0	1.000
Caron, Josh	.237	14-11	38	7	9	1	0	0	2	10	.263	10	2	9	1	.420	0	0	1-1	27	3	0	1.000
Cervantes, Efray	.204	20-17	54	7	11	2	0	0	5	13	.241	5	6	10	0	.333	1	7	0-0	16	40	2	.966
Chick, Cam	.189	24-22	90	16	17	3	0	4	14	32	.356	12	4	38	0	.308	1	0	3-3	41	6	1	.979
Steil, Jack	.184	15-11	38	5	7	1	0	0	3	8	.211	2	1	14	0	.233	2	0	2-3	103	8	2	.982
Swansen, Gabe	.143	10-4	21	2	3	1	0	1	4	7	.333	2	0	4	2	.217	0	0	0-0	3	0	0	1.000
Palmer, Tyler	.000	8-1	2	1	0	0	0	0	0	0	.000	0	0	1	0	.000	0	0	2-3	2	0	1	.667
Walsh, Will	.000	2-0	2	0	0	0	0	0	0	0	.000	0	0	2	0	.000	0	0	0-0	0	0	0	.000
Totals	.262	27	943	159	247	41	7	22	139	368	.390	103	38	269	12	.355	10	14	28-39	687	263	30	.969
Opponents	.269	27	888	138	239	58	6	12	125	345	.389	96	25	209	15	.352	13	9	20-28	729	253	37	.964

LOB - Team (220), Opp (207). DPs turned - Team (19), Opp (15). CI - Team (1), Everitt, G. 1. IBB - Team (1), Anderson, M. 1, Opp (5). Picked off - Jackson, C. 2, Everitt, G. 1, Anglim, G. 1, Banjoff, L. 1.

(Sorted by Earned run avg)

Player	era	w-l	app	gs	cg	sho	sv	ip	h	r	er	bb	so	2b	3b	hr	b/avg	wp	hp	bks	sfa	sha
Bunz, Jake	0.00	0-0	1	0	0	0/0	0	0.1	0	0	0	0	1	0	0	0	.000	0	0	0	0	0
Mason, Quinn	0.00	0-0	1	0	0	0/0	0	0.1	1	0	0	1	0	0	0	0	.500	0	0	0	0	0
Feekin, Caleb	0.00	0-0	1	0	0	0/0	0	0.0	0	0	0	1	0	0	0	0		1	0	0	0	0
Hood, CJ	1.50	0-0	8	0	0	0/0	0	6.0	3	1	1	3	3	2	0	0	.188	1	1	0	2	0
Martin, Tyler	1.84	1-0	10	0	0	0/0	0	14.2	6	5	3	5	15	3	0	0	.115	0	1	0	0	0
Benson, Chandler	2.70	0-0	5	0	0	0/0	0	3.1	3	1	1	1	1	0	0	0	.250	0	1	0	0	1
Brockett, Jackson	2.84	0-0	6	2	0	0/0	0	12.2	7	5	4	9	13	4	0	0	.159	1	1	0	1	0
Olson, Emmett	3.25	1-3	11	4	0	0/1	1	36.0	41	23	13	9	36	10	0	2	.283	4	1	0	1	1
Jelkin, Jaxon	3.38	1-1	3	1	0	0/0	0	5.1	5	2	2	3	2	0	0	0	.263	2	1	0	1	0
Ornelas, Mason	3.43	1-0	9	0	0	0/0	0	21.0	21	12	8	10	13	4	1	1	.266	4	2	0	2	1
Frank, Koty	3.43	3-0	9	4	0	0/1	0	39.1	33	17	15	14	44	11	1	1	.226	2	3	0	0	2
Bragg, Braxton	4.63	0-2	7	1	0	0/0	2	11.2	16	7	6	5	13	2	0	0	.333	0	1	0	2	1
Bradford, Ethan	4.76	0-0	4	0	0	0/0	0	5.2	6	3	3	3	3	1	0	0	.300	1	0	0	0	0
Hawkins, Corbin	4.91	0-1	4	0	0	0/0	0	3.2	6	3	2	0	3	0	1	0	.375	0	0	0	0	0
McCarville, Dawson	5.68	1-2	5	4	0	0/0	0	19.0	26	14	12	7	11	5	1	1	.333	2	2	0	0	0
Perry, Kyle	5.79	0-2	4	3	0	0/0	0	14.0	14	9	9	9	17	3	0	1	.259	1	3	0	0	1
Schanaman, Shay	6.34	2-4	7	7	1	1/0	0	32.2	41	27	23	14	33	9	2	5	.301	1	6	1	4	2
Christo, Drew	22.50	0-1	2	1	0	0/0	0	2.0	5	5	5	1	1	2	0	1	.455	0	1	0	0	0
Gomes, Colby	27.00	0-1	2	0	0	0/0	0	1.1	5	4	4	1	0	2	0	0	.556	0	1	0	0	0
Totals	4.36	10-17	27	27	1	2/1	3	229.0	239	138	111	96	209	58	6	12	.269	20	25	1	13	9
Opponents	5.15	17-10	27	27	0	0/0	11	243.0	247	159	139	103	269	41	7	22	.262	19	38	2	10	14

PB - Team (4), Everitt, G. 3, Caron, J. 1, Opp (5). Pickoffs - Team (2), Hood, C. 1, Everitt, G. 1, Opp (5). SBA/ATT - Everitt, G. (17-20), Ornelas, M. (4-6), McCarville (2-4), Caron, J. (3-4), Jelkin, J. (2-3), Frank, K. (3-3), Olson, E. (0-2), Bradford, E. (1-2), Christo, D. (2-2), Bragg, B. (2-2), Schanaman, S (1-1), Brockett, J. (1-1), Benson, C. (1-1), Martin, T. (1-1).

LAST 10 GAMES RECORD: 5-5

BIG: 4-5 | Home: 3-1 | Away: 2-4

Player	avg	gp-gs	ab	r	h	2b	3b	hr	rbi	tb	slg%	bb	hp	so	gdp	ob%	sf	sh	sb-att	po	a	e	fld%
Jessen, Luke	.429	2-2	7	2	3	0	0	0	0	3	.429	1	0	2	0	.500	0	0	1-1	0	0	0	.000
Anderson, Max	.378	10-10	45	11	17	4	0	4	17	33	.733	2	0	3	1	.404	0	0	0-0	26	21	1	.979
Matthews, Brice	.364	4-3	11	2	4	0	0	1	3	7	.636	2	0	1	0	.462	0	0	0-0	7	8	1	.938
Gomes, Colby	.351	10-10	37	8	13	3	0	4	10	28	.757	2	4	10	0	.432	1	0	0-0	89	4	1	.989
Anglim, Garrett	.349	10-10	43	10	15	2	0	1	3	20	.465	4	1	8	3	.417	0	0	3-4	12	0	0	1.000
Everitt, Griffin	.295	10-10	44	8	13	1	0	1	6	17	.386	2	1	7	2	.340	0	0	0-1	48	8	1	.982
Banjooff, Leighton	.286	10-10	35	5	10	0	0	1	6	13	.371	9	1	6	1	.444	0	0	1-1	17	1	0	1.000
Sartori, Luke	.273	5-2	11	5	3	1	0	0	0	4	.364	1	0	2	0	.333	0	0	1-1	7	0	0	1.000
Swansen, Gabe	.250	2-1	4	0	1	1	0	0	1	2	.500	0	0	1	1	.250	0	0	0-0	0	0	0	.000
Cervantes, Efray	.200	10-10	30	3	6	2	0	0	1	8	.267	2	3	7	0	.314	0	4	0-1	3	21	1	.960
Chick, Cam	.186	10-10	43	7	8	1	0	1	5	12	.279	4	2	14	1	.280	1	0	1-1	19	1	0	1.000
Jackson, Core	.185	8-7	27	3	5	1	0	0	5	6	.222	4	4	5	1	.371	0	0	3-3	7	18	2	.926
Caron, Josh	.118	5-5	17	1	2	0	0	0	1	2	.118	2	2	3	1	.286	0	0	0-0	30	6	1	.973
Steil, Jack	.000	1-0	0	0	0	0	0	0	0	0	.000	0	0	0	0	.000	0	0	0-0	0	0	1	.000
Palmer, Tyler	.000	3-0	0	0	0	0	0	0	0	0	.000	0	0	0	0	.000	0	0	0-0	0	0	1	.000
Totals	.282	10	354	65	100	16	0	13	58	155	.438	35	18	69	11	.374	2	4	10-13	270	104	11	.971
Opponents	.285	10	355	53	101	21	3	9	46	155	.437	31	4	87	4	.343	7	4	5-10	270	105	8	.979

LOB - Team (78), Opp (78). DPs turned - Team (4), Opp (12). IBB - Team (1), Anderson, M. 1, Opp (2).

(Sorted by Earned run avg)

Player	era	w-l	app	gs	cg	sho	sv	ip	h	r	er	bb	so	2b	3b	hr	b/avg	wp	hp	bks	sfa	sha
Hood, CJ	0.00	0-0	3	0	0	0/0	1	1.2	0	0	0	1	1	0	0	0	.000	1	0	0	0	0
Martin, Tyler	0.00	0-0	1	0	0	0/0	0	1.2	0	2	0	1	3	0	0	0	.000	0	0	0	0	0
Feekin, Caleb	0.00	0-0	1	0	0	0/0	0	0.0	0	0	0	1	0	0	0	0		1	0	0	0	0
Bragg, Braxton	2.00	1-1	3	0	0	0/0	0	9.0	10	4	2	6	8	2	0	0	.294	0	0	0	2	1
Frank, Koty	2.31	2-0	4	0	0	0/0	0	11.2	8	3	3	2	15	2	0	0	.186	0	0	0	0	0
Brockett, Jackson	3.48	0-1	3	3	0	0/0	0	10.1	9	4	4	4	9	3	1	1	.237	0	0	0	1	0
Ornelas, Mason	3.97	0-0	4	1	0	0/0	1	11.1	11	5	5	5	4	3	0	1	.268	2	0	0	1	1
Olson, Emmett	4.34	1-0	3	3	0	0/0	0	18.2	19	9	9	5	19	4	1	2	.271	1	0	0	1	1
Schanaman, Shay	6.43	0-1	3	2	0	0/0	0	14.0	23	13	10	5	12	5	1	2	.359	1	2	0	2	0
Hawkins, Corbin	7.71	0-1	4	0	0	0/0	0	2.1	5	4	2	0	4	0	0	0	.417	0	0	0	0	0
McCarville, Dawson	8.53	1-1	2	1	0	0/0	0	6.1	10	6	6	1	7	2	0	2	.357	1	1	0	0	0
Benson, Chandler	9.00	0-0	4	0	0	0/0	0	3.0	6	3	3	0	5	0	0	1	.429	0	1	0	0	1
Totals	4.40	5-5	10	10	0	0/0	2	90.0	101	53	44	31	87	21	3	9	.285	7	4	0	7	4
Opponents	6.20	5-5	10	10	0	0/0	2	90.0	100	65	62	35	69	16	0	13	.282	11	18	1	2	4

PB - Team (2), Everitt, G. 2, Opp (1). SBA/ATT - Everitt, G. (3-5), Olson, E. (0-3), Caron, J. (2-3), Bragg, B. (2-2), McCarville (0-1), Ornelas, M. (1-1), Schanaman, S (0-1), Frank, K. (1-1), Brockett, J. (1-1).



NEBRASKA GAME-BY-GAME HITTING

Date	Opponent	ab	r	h	rbi	2b	3b	hr	tb	bb	ibb	sb	cs	hbp	sac	sf	gdp	k	po	a	e	lob	avg
Feb 18	at Sam Houston	36	5	9	3	2	1	0	13	3	0	1	0	1	0	0	0	15	24	7	1	8	.250
Feb 19	at Sam Houston	25	1	5	1	1	0	0	6	1	0	0	0	0	0	0	1	8	18	8	2	4	.230
Feb 19	at Sam Houston	38	12	13	9	5	0	0	18	5	0	0	1	1	1	2	0	8	27	13	2	8	.273
Feb 20	at Sam Houston	34	3	9	3	1	0	0	10	1	0	0	0	2	1	1	0	12	24	7	2	9	.271
Feb 25	vs TCU	30	1	6	1	0	0	0	6	5	0	0	1	2	1	0	1	13	24	8	1	10	.258
Feb 26	vs TCU	32	3	5	3	2	0	2	13	0	0	0	0	0	0	0	0	12	24	12	0	2	.241
Feb 27	vs TCU	36	3	10	3	1	0	1	14	0	0	1	0	0	1	1	0	8	24	8	0	8	.247
Mar 04	vs Northwestern Sta	32	2	8	2	1	0	1	12	1	0	2	0	1	0	0	1	8	27	5	0	5	.247
Mar 04	at UT Arlington	33	3	10	3	1	0	0	11	4	0	0	0	1	1	2	1	11	26	7	0	11	.253
Mar 05	vs Northwestern Sta	29	6	8	4	0	0	0	8	3	0	0	1	0	0	2	1	2	27	13	1	4	.255
Mar 05	at UT Arlington	38	8	15	7	0	3	0	21	1	0	5	0	2	1	1	1	9	27	13	1	8	.270
Mar 09	at K-State	33	4	6	4	2	1	0	10	2	0	0	0	0	0	0	0	9	24	8	3	4	.263
Mar 13	at Omaha	30	3	3	3	1	0	1	7	5	0	3	0	0	0	0	0	11	25	12	1	5	.251
Mar 14	OMAHA	35	6	12	6	3	0	3	24	4	0	2	1	0	0	0	0	6	27	13	2	9	.258
Mar 15	NEW MEXICO STA	33	12	10	9	3	0	1	16	6	0	4	2	3	1	0	0	7	27	5	0	7	.261
Mar 16	NEW MEXICO STA	30	6	5	5	0	0	1	8	5	1	1	0	0	0	1	0	9	27	9	2	4	.256
Mar 18	TEXAS A&M-CC	38	13	12	11	4	1	2	24	5	0	0	0	2	0	1	0	12	27	7	4	7	.260
Mar 19	TEXAS A&M-CC	26	1	1	1	0	0	0	1	7	1	1	0	2	1	0	1	4	27	8	2	8	.250
Mar 20	TEXAS A&M-CC	30	4	4	3	1	0	0	5	6	0	1	0	4	0	0	2	6	27	13	4	9	.244
*Mar 25	MICHIGAN	32	13	9	12	2	0	0	11	11	0	0	0	4	0	1	0	11	27	8	0	11	.246
*Mar 26	MICHIGAN	35	6	9	6	1	1	0	12	4	0	0	1	0	0	0	0	10	27	9	1	6	.247
*Mar 27	MICHIGAN	34	1	6	1	2	0	1	11	4	0	1	0	0	0	0	0	10	27	11	0	10	.243
Mar 29	at Creighton	34	2	8	1	3	0	0	11	1	0	1	2	1	1	0	1	8	24	10	1	8	.243
*Apr 01	at Ohio State	37	5	8	3	1	0	1	12	2	0	2	2	2	0	0	0	16	27	12	1	9	.242
*Apr 02	at Ohio State	36	10	11	10	2	1	2	21	5	0	0	2	1	1	0	0	9	27	10	1	6	.245
*Apr 03	at Ohio State	42	17	16	17	3	0	1	22	10	0	2	0	4	1	0	0	10	27	11	0	13	.251
Apr 06	at Omaha	35	5	9	3	2	0	1	14	7	0	0	0	1	1	0	0	11	24	7	1	12	.251
*Apr 08	RUTGERS	34	5	6	4	1	1	0	9	5	0	1	0	2	0	0	0	8	27	9	0	9	.249
*Apr 09	RUTGERS	32	4	7	4	1	0	1	11	7	0	1	1	1	0	0	0	11	27	8	3	9	.248
*Apr 10	RUTGERS	27	1	2	1	2	0	0	4	4	0	0	1	2	0	1	0	8	27	12	1	6	.243
Apr 14	BYU	24	1	3	1	1	0	0	4	2	0	1	1	0	1	0	1	9	27	8	0	2	.240
Apr 15	BYU	19	2	2	1	0	0	1	5	4	0	1	0	2	3	0	1	5	21	5	3	5	.238
Apr 15	BYU	35	6	8	6	2	1	1	15	2	0	0	1	2	1	0	0	8	27	11	1	7	.237
Apr 16	BYU	31	3	8	3	1	0	2	15	3	0	1	1	2	3	0	1	8	27	14	2	9	.238
Apr 20	NORTH DAKOTA S	28	4	7	3	2	0	2	15	3	0	1	0	4	0	0	1	7	27	15	1	7	.238
*Apr 22	at Indiana	36	7	9	7	0	0	2	15	5	0	0	0	2	0	0	0	13	24	9	2	9	.239
*Apr 23	at Indiana	32	1	5	1	3	0	0	8	5	0	0	0	1	0	0	0	16	24	11	2	10	.236
*Apr 24	at Indiana	44	19	20	18	2	1	4	36	12	0	3	0	6	1	0	1	9	27	11	1	17	.244
Apr 26	K-STATE	31	8	8	8	1	2	1	16	8	0	7	0	4	0	0	1	12	27	10	0	11	.245
Apr 27	OMAHA	28	14	10	11	1	0	2	17	8	0	3	0	4	0	0	1	3	21	9	0	8	.247
*Apr 29	IOWA	27	0	2	0	0	0	0	2	2	0	0	1	1	1	0	0	6	27	10	0	4	.243
*May 1	IOWA	27	12	10	12	1	0	4	23	8	0	0	0	1	1	0	0	7	21	7	0	7	.246
*May 1	IOWA	34	3	7	2	1	0	0	8	3	0	0	1	1	1	0	1	10	30	7	1	6	.245
*May 06	at Minnesota	40	12	14	9	1	0	1	18	7	1	3	0	2	2	0	0	7	27	8	1	12	.248
*May 07	at Minnesota	49	8	11	7	2	0	1	16	7	0	4	0	3	1	0	0	7	34	15	3	16	.247
*May 08	at Minnesota	30	1	5	1	2	0	0	7	2	0	1	1	0	0	0	2	10	24	11	0	4	.246
*May 13	at Illinois	32	3	6	3	0	0	0	6	2	0	0	0	1	0	0	2	12	24	12	1	5	.244
*May 14	at Illinois	37	11	12	9	3	0	3	24	5	0	0	0	3	0	1	0	6	27	9	0	8	.246
*May 15	at Illinois	33	4	6	4	0	0	1	9	2	0	0	1	1	0	0	0	9	26	6	2	5	.245
May 17	ORAL ROBERTS	35	9	14	8	3	0	1	20	1	0	0	0	2	0	0	2	5	27	13	1	5	.248
*May 19	MICHIGAN STATE	33	1	8	1	0	0	0	8	2	0	0	0	2	0	0	2	4	27	15	1	9	.248
*May 20	MICHIGAN STATE	31	6	9	6	2	0	2	17	4	0	2	0	1	0	0	1	5	27	11	1	6	.249
*May 21	MICHIGAN STATE	34	10	15	10	3	0	4	30	3	0	0	1	3	1	1	2	4	27	4	1	8	.253
Totals		1746	310	441	274	79	13	51	699	224	3	56	23	87	29	15	29	464	1374	514	61	409	.253

NEBRASKA GAME-BY-GAME PITCHING

Date	Opponent	ip	h	r	er	bb	so	2b	3b	hr	wp	bk	hbp	dp	ibb	score	w-l	sv	era
Feb 18	at Sam Houston	8.0	9	8	5	8	11	2	0	0	0	0	3	0	0	5-8	0-1	0	5.62
Feb 19	at Sam Houston	6.0	8	5	4	2	6	1	1	0	0	0	0	1	0	1-5	0-2	0	5.79
Feb 19	at Sam Houston	9.0	10	9	5	3	9	4	0	1	2	0	3	0	0	12-9	1-2	0	5.48
Feb 20	at Sam Houston	8.0	10	6	6	4	5	2	0	0	2	0	1	2	2	3-6	1-3	0	5.81
Feb 25	vs TCU	8.0	6	4	4	5	10	2	0	1	2	0	0	1	1	1-4	1-4	0	5.54
Feb 26	vs TCU	8.0	9	8	8	10	6	2	0	1	2	0	3	0	0	3-8	1-5	0	6.13
Feb 27	vs TCU	8.0	9	5	5	2	5	2	1	0	1	0	0	1	0	3-5	1-6	0	6.05
Mar 04	vs Northwestern Sta	9.0	5	0	0	2	13	2	0	0	1	0	1	1	0	2-0	2-6	1	5.20
Mar 04	at UT Arlington	8.2	11	4	4	2	5	3	0	0	0	0	2	1	0	3-4	2-7	1	5.08
Mar 05	vs Northwestern Sta	9.0	3	0	0	1	8	0	0	0	0	0	1	0	0	6-0	3-7	1	4.52
Mar 05	at UT Arlington	9.0	6	2	2	2	5	0	0	0	0	0	1	1	0	8-2	4-7	2	4.27
Mar 09	at K-State	8.0	8	6	2	3	9	1	0	1	1	0	0	0	0	4-6	4-8	2	4.10
Mar 13	at Omaha	8.1	6	4	3	4	7	2	0	1	0	0	1	0	0	3-4	4-9	2	4.04
Mar 14	OMAHA	9.0	7	5	4	7	9	1	0	1	2	0	1	1	1	6-5	5-9	2	4.03
Mar 15	NEW MEXICO STA	9.0	4	6	6	9	15	0	0	1	1	0	0	0	0	12-6	6-9	2	4.18
Mar 16	NEW MEXICO STA	9.0	9	5	3	4	9	2	2	0	4	0	1	1	0	6-5	7-9	2	4.10
Mar 18	TEXAS A&M-CC	9.0	11	12	6	9	11	3	0	1	0	0	1	0	1	13-12	8-9	2	4.22
Mar 19	TEXAS A&M-CC	9.0	7	4	2	5	7	1	0	0	0	0	2	1	1	1-4	8-10	2	4.09
Mar 20	TEXAS A&M-CC	9.0	23	21	17	3	11	7	0	5	3	0	2	3	0	4-21	8-11	2	4.81
*Mar 25	MICHIGAN	9.0	16	9	9	2	10	4	0	5	1	0	0	1	0	13-9	9-11	2	5.03
*Mar 26	MICHIGAN	9.0	8	8	6	4	10	2	0	2	1	0	1	0	0	6-8	9-12	2	5.08
*Mar 27	MICHIGAN	9.0	9	6	6	5	9	1	0	1	1	0	2	1	0	1-6	9-13	2	5.12
Mar 29	at Creighton	8.0	5	3	2	4	7	1	0	0	2	0	0	0	0	2-3	9-14	2	5.01
*Apr 01	at Ohio State	9.0	9	3	3	3	11	3	0	1	0	0	0	1	0	5-3	10-14	3	4.92
*Apr 02	at Ohio State	9.0	7	5	4	1	7	3	0	0	0	0	1	2	0	10-5	11-14	3	4.88
*Apr 03	at Ohio State	9.0	11	5	5	4	3	0	0	1	0	0	1	3	0	17-5	12-14	3	4.88
Apr 06	at Omaha	8.0	8	6	6	4	6	4	0	0	1	0	1	0	0	5-6	12-15	3	4.95
*Apr 08	RUTGERS	9.0	10	7	7	1	9	2	0	3	1	0	3	0	0	5-7	12-16	3	5.03
*Apr 09	RUTGERS	9.0	4	5	3	1	8	1	0	1	0	0	3	0	0	4-5	12-17	3	4.95
*Apr 10	RUTGERS	9.0	19	19	14	6	10	3	0	5	1	0	2	1	0	1-19	12-18	3	5.27
Apr 14	BYU	9.0	1	0	0	0	9	0	0	0	0	0	2	0	0	1-0	13-18	4	5.09
Apr 15	BYU	7.0	2	3	0	2	5	0	0	0	1	0	0	0	0	2-3	13-19	4	4.96
Apr 15	BYU	9.0	7	7	6	7	9	2	0	2	1	0	1	0	0	6-7	13-20	4	4.99
Apr 16	BYU	9.0	8	4	2	1	7	0	0	1	2	0	1	1	0	3-4	13-21	4	4.90
Apr 20	NORTH DAKOTA S	9.0	7	3	3	6	6	1	0	1	0	0	3	1	0	4-3	14-21	5	4.84
*Apr 22	at Indiana	8.0	12	8	7	1	6	3	1	1	0	0	2	1	0	7-8	14-22	5	4.92
*Apr 23	at Indiana	8.0	13	8	3	3	5	1	1	1	1	0	0	1	0	1-8	14-23	5	4.88
*Apr 24	at Indiana	9.0	10	7	7	5	12	4	1	0	0	0	2	0	0	19-7	15-23	5	4.94
Apr 26	K-STATE	9.0	5	6	6	6	8	0	0	1	2	0	1	0	0	8-6	16-23	6	4.97
Apr 27	OMAHA	7.0	6	3	3	2	5	2	0	1	1	0	0	1	0	14-3	17-23	6	4.95
*Apr 29	IOWA	9.0	7	1	1	2	8	0	0	1	1	0	0	1	0	0-1	17-24	6	4.85
*May 1	IOWA	7.0	4	1	1	0	7	1	0	1	0	0	1	0	0	12-1	18-24	6	4.78
*May 1	IOWA	10.0	9	5	5	3	12	1	0	2	1	0	1	0	1	3-5	18-25	6	4.77
*May 06	at Minnesota	9.0	10	5	4	2	8	2	0	1	0	0	1	0	0	12-5	19-25	6	4.75
*May 07	at Minnesota	11.1	14	9	7	9	14	2	0	0	1	0	0	0	2	8-9	19-26	6	4.77
*May 08	at Minnesota	8.0	7	3	3	2	9	4	0	1	1	0	1	0	0	1-3	19-27	6	4.75
*May 13	at Illinois	8.0	14	8	7	4	4	5	1	1	3	0	1	0	0	3-8	19-28	6	4.81
*May 14	at Illinois	9.0	9	2	2	1	8	2	0	0	0	0	0	1	0	11-2	20-28	6	4.75
*May 15	at Illinois	8.2	10	5	3	5	10	1	0	0	0	0	0	1	0	4-5	20-29	6	4.71
May 17	ORAL ROBERTS	9.0	10	5	5	1	9	1	0	1	0	0	1	1	0	9-5	21-29	7	4.72
*May 19	MICHIGAN STATE	9.0	10	4	3	2	8	1	1	1	1	0	0	1	0	1-4	21-30	7	4.68
*May 20	MICHIGAN STATE	9.0	5	3	3	2	10	0	1	2	0	0	0	0	0	6-3	22-30	7	4.65
*May 21	MICHIGAN STATE	9.0	12	9	7	3	7	3	0	2	1	0	0	0	0	10-9	23-30	8	4.70
Totals		458.0	459	299	239	189	437	97	10	53	46	1	54	34	9	310-299	23-30	8	4.70

TEAM BATTING

Category	Number	Game
At-Bats	49	at Minnesota, 5/7/22
Runs Scored	19	at Indiana, 4/24/22
Hits	20	at Indiana, 4/24/22
Runs Batted In	18	at Indiana, 4/24/22
Doubles	5	at Sam Houston, 2/19/22
Triples	3	at UT Arlington, 3/5/22
Home Runs	4	at Indiana, 4/24/22
	4	vs. Iowa, 5/1/22
	4	vs. Michigan State, 5/21/22
Total Bases	36	at Indiana, 4/24/22
Walks	12	at Indiana, 4/24/22
Strikeouts	16	at Ohio State, 4/1/22
	16	at Indiana, 4/23/22
Sacrifice Hits	3	vs. BYU, 4/15/22
	3	vs. BYU, 4/16/22
Stolen Bases	7	vs. Kansas State, 4/26/22
Hit by Pitch	6	at Indiana, 4/24/22

TEAM FIELDING

Category	Number	Game
Putouts	34	at Minnesota, 5/7/22
Assists	15	vs. North Dakota State, 4/20/22
	15	at Minnesota, 5/7/22
	15	vs. Michigan State, 5/19/22
Errors	4	vs. Texas A&M-CC, 3/18/22
	4	vs. Texas A&M-CC, 3/20/22
Passed Balls	1	Six Times
Double Plays Turned	3	vs. Texas A&M-CC, 3/20/22
	3	at Ohio State, 4/3/22

TEAM PITCHING

Category	Number	Game
Innings Pitched	11.1	at Minnesota, 5/7/22
Runs Allowed	21	vs. Texas A&M-CC, 3/20/22
Earned Runs	17	vs. Texas A&M-CC, 3/20/22
Walks Allowed	10	vs. TCU, 2/26/22
Strikeouts	15	vs. New Mexico State, 3/15/22
Hits Allowed	23	vs. Texas A&M-CC, 3/20/22
Doubles Allowed	7	vs. Texas A&M-CC, 3/20/22
Triples Allowed	2	vs. New Mexico State, 3/16/22
Home Runs Allowed	5	vs. Texas A&M-CC, 3/20/22
	5	vs. Michigan, 3/25/22
	5	vs. Rutgers, 4/10/22
Wild Pitches	4	vs. New Mexico State, 3/16/22
Hit Batters	3	Six Times

INDIVIDUAL BATTING

Category	Number	Game
At-Bats	7	Five Times
Runs Scored	4	C. Chick at Ohio State, 4/3/22
Hits	4	Five Times
Runs Batted In	6	G. Anglim vs. Mich., 3/25/22
Doubles	2	G. Anglim vs. Mich., 3/25/22
	2	M. Anderson at Omaha, 4/6/22
Triples	2	G. Anglim at UT Arlington, 3/5/22
Home Runs	3	G. Anglim vs. Iowa, 5/1/22
Total Bases	12	G. Anglim vs. Iowa, 5/1/22
Walks	5	C. Chick at Ohio State, 4/3/22
Strikeouts	4	B. Matthews vs. Rutgers, 4/9/22
	4	M. Anderson at Indiana, 4/23/22
Sacrifice Hits	2	N. Wimmers vs. BYU, 4/15/22
	2	E. Cervantes at Minnesota, 5/6/22
Stolen Bases	2	Six Times
Hit by Pitch	3	C. Chick vs. NDSU, 4/20/22
	3	C. Jackson at Indiana, 4/24/22

INDIVIDUAL FIELDING

Category	Number	Game
Putouts	15	C. Gomes vs. Michigan State, 5/19/22
Assists	6	C. Jackson vs. NW State, 3/5/22
	6	B. Matthews vs. NDSU, 4/20/22
	6	E. Cervantes at Illinois, 5/13/22
Errors	2	Four Times
Passed Balls	1	Six Times

INDIVIDUAL PITCHING

Category	Number	Game
Innings Pitched	9.0	S. Schanaman vs. NW State, 3/5/22
Runs Allowed	7	Four Times
Earned Runs	7	D. McCarville vs. Texas A&M-CC, 3/20/22
	7	S. Schanaman vs. Rutgers, 4/8/22
Walks Allowed	5	K. Perry at Sam Houston, 2/18/22
	5	T. Martin vs. Texas A&M-CC, 3/18/22
Strikeouts	10	K. Frank vs. NW State, 3/4/22
	10	D. McCarville vs. NMSU, 3/15/22
Hits Allowed	10	K. Frank vs. Michigan, 3/25/22
Doubles Allowed	3	S. Schanaman at Indiana, 4/22/22
	3	J. Brockett at Minnesota, 5/8/22
	3	S. Schanaman at Illinois, 5/13/22
Triples Allowed	1	10 Times
Home Runs Allowed	4	K. Frank vs. Michigan, 3/25/22
Wild Pitches	2	J. Brockett vs. Texas A&M-CC, 3/20/22
	2	C. Hood vs. K-State, 4/26/22
	2	M. Ornelas at Illinois, 5/13/22
Hit Batters	2	Seven Times

HITTING BY SERIES

TEAM	W-L	AVG	R	H	2B	3B	HR	RBI	BB	SO	SB-ATT	W/RISP	2OUT
Sam Houston	1-3	.271	21	36	9	1	0	16	10	43	1-2	.250	.227
TCU	0-3	.214	7	21	3	0	3	7	5	33	1-2	.130	.219
Northwestern State	2-0	.262	8	16	1	0	1	6	4	10	2-3	.500	.176
UT Arlington	1-1	.352	11	25	1	3	0	10	5	20	5-5	.300	.318
Kansas State	1-1	.219	12	14	3	3	1	12	10	21	7-7	.263	.238
Omaha	2-2	.266	28	34	7	0	7	23	24	31	8-9	.297	.313
New Mexico State	2-0	.238	18	15	3	0	2	14	11	16	5-7	.429	.286
Texas A&M-CC	1-2	.181	18	17	5	1	2	15	18	22	2-2	.167	.212
Michigan	1-2	.238	20	24	5	1	1	19	19	31	1-2	.355	.306
Creighton	0-1	.235	2	8	3	0	0	1	1	8	1-3	.133	.200
Ohio State	3-0	.304	32	35	6	1	4	30	17	35	4-8	.280	.333
Rutgers	0-3	.161	10	15	4	1	1	9	16	27	2-4	.087	.200
BYU	1-3	.193	12	21	4	1	4	11	11	30	3-6	.107	.083
North Dakota State	1-0	.250	4	7	2	0	2	3	3	7	1-1	.167	.333
Indiana	1-2	.304	27	34	5	1	6	26	22	38	3-3	.306	.395
Iowa	1-2	.216	15	19	2	0	4	14	13	23	0-2	.294	.200
Minnesota	1-2	.252	21	30	5	0	2	17	16	24	8-9	.250	.293
Illinois	1-2	.235	18	24	3	0	4	16	9	27	0-1	.350	.306
Oral Roberts	1-0	.400	9	14	3	0	1	8	1	5	0-0	.636	.500
Michigan State	2-1	.327	17	32	5	0	6	17	9	13	2-3	.192	.241

SITUATIONAL HITTING

Player	Overall	vs. Left	vs. Right	W/ Bases	W/ Runners	W/ Bases	With	Runners In	Reached
	AB/AVG	AB/AVG	AB/AVG	Empty	On Base	Loaded	2 Outs	Score Pos.	Leadoff
Colby Gomes	84/.333	21/.286	63/.349	46/.413	38/.237	6/.167	29/.310	20/.350	25/.440
Garrett Anglim	178/.303	38/.316	140/.300	94/.330	84/.274	5/.200	50/.320	48/.292	35/.286
Max Anderson	224/.299	47/.362	177/.282	105/.267	119/.328	7/.429	91/.330	68/.353	41/.293
Griffin Everitt	203/.291	49/.265	154/.299	99/.242	104/.337	9/.222	71/.282	62/.274	52/.385
Brice Matthews	157/.261	31/.194	126/.278	91/.264	66/.258	3/.333	58/.293	42/.286	55/.364
Nick Wimmers	27/.259	0/---	27/.259	17/.176	10/.400	3/.333	9/.333	7/.286	8/.250
Luke Jessen	74/.257	9/.222	65/.262	37/.162	37/.351	1/.000	21/.286	21/.286	17/.294
Cam Chick	171/.251	46/.217	125/.264	100/.250	71/.254	5/.200	48/.271	39/.179	71/.451
Leighton Banjoff	133/.233	31/.258	102/.225	77/.195	56/.286	1/.000	44/.182	37/.297	45/.333
Core Jackson	124/.210	30/.167	94/.223	65/.169	59/.254	4/.250	50/.240	37/.270	26/.192
Luke Sartori	73/.192	18/.111	55/.218	37/.135	36/.250	8/.125	27/.185	19/.263	19/.316
Efry Cervantes	107/.187	18/.222	89/.180	53/.226	54/.148	5/.400	40/.200	36/.167	26/.269
Josh Caron	78/.179	20/.200	58/.172	40/.150	38/.211	3/.333	23/.261	23/.174	22/.318
Jack Steil	68/.176	17/.176	51/.176	40/.175	28/.179	0/---	20/.150	20/.150	18/.167
Gabe Swansen	39/.154	15/.133	24/.167	18/.111	21/.190	2/.000	11/.182	18/.167	10/.400
Tyler Palmer	3/.000	1/.000	2/.000	1/.000	2/.000	1/.000	2/.000	2/.000	1/.000
Will Walsh	2/.000	1/.000	1/.000	1/.000	1/.000	1/.000	1/.000	1/.000	0/---
Drew Wessel	1/.000	0/---	1/.000	0/---	1/.000	0/---	0/---	1/.000	0/---

MULTIPLE HIT GAMES

Player	2	3	4	5+	Total
Max Anderson	9	7	2	-	18
Griffin Everitt	8	4	2	-	14
Garrett Anglim	7	4	1	-	12
Cam Chick	8	3	-	-	11
Brice Matthews	8	2	-	-	10
Colby Gomes	7	1	-	-	8
Leighton Banjoff	7	1	-	-	8
Luke Jessen	5	1	-	-	6
Core Jackson	6	-	-	-	6
Luke Sartori	4	-	-	-	4
Josh Caron	3	-	-	-	3
Efry Cervantes	2	-	-	-	2
Nick Wimmers	1	-	-	-	1
Jack Steil	1	-	-	-	1
Gabe Swansen	1	-	-	-	1
TEAM	77	23	5	0	105

MULTIPLE RBI GAMES

Player	2	3	4	5+	Total
Max Anderson	7	3	4	-	14
Griffin Everitt	7	3	3	-	13
Brice Matthews	6	2	1	-	9
Cam Chick	5	-	1	-	6
Garrett Anglim	2	1	-	2	5
Colby Gomes	2	2	1	-	5
Leighton Banjoff	2	2	-	-	4
Core Jackson	1	1	-	-	2
Efry Cervantes	2	-	-	-	2
Josh Caron	1	-	-	-	1
Luke Sartori	-	-	1	-	1
Luke Jessen	1	-	-	-	1
Nick Wimmers	1	-	-	-	1
Gabe Swansen	-	1	-	-	1
Jack Steil	1	-	-	-	1
TEAM	38	15	11	2	66

HITTING STREAKS

Player	Season Long	Current
Max Anderson	9	2
Brice Matthews	8	3
Colby Gomes	8	6
Garrett Anglim	7	7
Griffin Everitt	6	6
Leighton Banjoff	6	1
Core Jackson	5	-
Efry Cervantes	4	1
Luke Jessen	4	2
Nick Wimmers	4	-
Jack Steil	4	-
Cam Chick	4	-
Josh Caron	3	-
Luke Sartori	3	-
Gabe Swansen	2	1

REACHED BASE STREAKS

Player	Season Long	Current
Brice Matthews	22	3
Griffin Everitt	18	8
Cam Chick	13	4
Garrett Anglim	10	7
Josh Caron	10	2
Core Jackson	9	9
Max Anderson	9	2
Colby Gomes	8	7
Leighton Banjoff	8	5
Nick Wimmers	7	-
Luke Jessen	7	2
Efry Cervantes	6	1
Jack Steil	5	-
Luke Sartori	4	-
Gabe Swansen	3	1

PLAYER	TOTAL	VS.		HOME	R/N	RUNNERS ON				OUTS			TIED GAME	GO-AHEAD
		LHP	RHP			0	1	2	3	0	1	2		
Anderson	10	2	8	6	4	3	3	3	1	1	4	5	0	5
Everitt	8	1	7	6	2	2	5	1	0	2	2	4	2	4
Chick	8	2	6	4	4	4	3	1	0	2	3	3	0	2
Matthews	7	1	6	4	3	2	2	3	0	1	3	3	0	1
Gomes	7	2	5	2	5	3	1	2	1	2	0	5	1	2
Anglim	4	1	3	4	0	2	2	0	0	0	2	2	0	1
Banjoff	2	1	1	1	1	2	0	0	0	2	0	0	0	0
Jackson	1	0	1	0	1	0	1	0	0	0	0	1	1	0
Sartori	1	0	1	0	1	0	0	0	1	0	0	1	0	0
Cervantes	1	0	1	1	0	1	0	0	0	1	0	0	1	0
Steil	1	0	1	1	0	1	0	0	0	1	0	0	0	0
Swansen	1	1	0	0	1	1	0	0	0	1	0	0	0	0

Pinch-Hit Last: Ty Roseberry vs. Purdue (April 6, 2019)
 Grand Slam Last: Colby Gomes at Illinois (May 15, 2022)
 Multi-Homer Game Last: Garrett Anglim vs. Iowa (3) (May 1, 2022)
 Back-To-Back Last: Spencer Schwellenbach, Cam Chick at Illinois (April 3, 2021)
 Led off the Game Last: Cam Chick vs. BYU (April 16, 2022)
 Inside-The-Park Last: Joe Acker vs. Rutgers (April 30, 2021)
 Walk-Off Last: Steven Reveles vs. Loyola Marymount (March 11, 2016)

Season Total: 0
 Season Total: 3
 Season Total: 3
 Season Total: 0
 Season Total: 1
 Season Total: 0

HR BY POSITION

C	1B	2B	3B	SS	LF	CF	RF	DH	P
5	11	4	5	7	4	7	4	4	0

HR BY INNING

1	2	3	4	5	6	7	8	9	10+
7	5	8	8	1	7	9	4	2	0

HR BY BATTING ORDER

1	2	3	4	5	6	7	8	9
5	6	5	14	2	9	3	4	3

CAREER HOME RUN BREAKDOWN (2023 Players)

PLAYER	1R	2R	3R	GS	TOTAL
Max Anderson	7	4	5	1	17
Brice Matthews	5	3	3	1	12
Griffin Everitt	3	7	1	-	11
Charlie Fischer	6	3	-	-	9
Garrett Anglim	2	2	-	-	4
Casey Burnham	1	1	-	-	1
Efry Cervantes	1	-	-	-	1
Luke Sartori	-	-	-	1	1
Gabe Swansen	1	-	-	-	1

HOME RUN TRACKER

#	PLAYER	OPPONENT (DATE)
1	Chick (1)	vs. TCU (2/26)
2	Gomes (1)	vs. TCU (2/26)
3	Matthews (1)	vs. TCU (2/27)
4	Everitt (1)	vs. NW State (3/4)
5	Jackson (1)	at Omaha (3/13)
6	Everitt (2)	OMAHA (3/14)
7	Cervantes (1)	OMAHA (3/14)
8	Everitt (3)	OMAHA (3/14)
9	Everitt (4)	NMSU (3/15)
10	Chick (2)	NMSU (3/16)
11	Everitt (5)	TEXAS A&M-CC (3/18)
12	Matthews (2)	TEXAS A&M-CC (3/18)
13	Anderson (1)	MICHIGAN (3/27)
14	Chick (3)	at OSU (4/1)
15	Everitt (6)	at OSU (4/2)
16	Anderson (2)	at OSU (4/2)
17	Sartori (1)	at OSU (4/3)
18	Gomes (2)	at Omaha (4/6)
19	Gomes (3)	RUTGERS (4/9)
20	Anderson (3)	BYU (4/15)
21	Chick (4)	BYU (4/15)
22	Chick (5)	BYU (4/16)
23	Steil (1)	BYU (4/16)
24	Everitt (7)	NDSU (4/20)
25	Chick (6)	NDSU (4/20)
26	Anderson (4)	at Indiana (4/22)
27	Matthews (3)	at Indiana (4/22)
28	Swansen (1)	at Indiana (4/24)
29	Banjoff (1)	at Indiana (4/24)
30	Chick (7)	at Indiana (4/24)
31	Matthews (4)	at Indiana (4/24)
32	Anderson (5)	K-STATE (4/26)
33	Anderson (6)	OMAHA (4/27)
34	Matthews (5)	OMAHA (4/27)
35	Anglim (1)	IOWA (5/1)
36	Matthews (6)	IOWA (5/1)
37	Anglim (2)	IOWA (5/1)
38	Anglim (3)	IOWA (5/1)
39	Anderson (7)	at Minn.(5/6)
40	Gomes (4)	at Minn.(5/7)
41	Anderson (8)	at Illinois (5/14)
42	Gomes (5)	at Illinois (5/14)
43	Chick (8)	at Illinois (5/14)
44	Gomes (6)	at Illinois (5/15)
45	Anglim (4)	ORU (5/17)
46	Gomes (7)	MSU (5/20)
47	Matthews (7)	MSU (5/20)
48	Anderson (9)	MSU (5/21)
49	Everitt (8)	MSU (5/21)
50	Banjoff (2)	MSU (5/21)
51	Anderson (10)	MSU (5/21)

WHERE NEBRASKA RANKS

Through 2022 Season

Category	Value	B1G	NCAA
Walks	224	10th	170th
Batting Average	.252	12th	256th
Double Plays	34	7th	176th
Double Plays/Game	0.64	7th	162nd
Doubles	79	13th	249th
Doubles/Game	1.49	13th	258th
Earned Run Average	4.72	3rd	64th
Fielding Pct.	.969	9th	145th
Hit Batters	54	11th	223rd
Hit By Pitch	87	4th	43rd
Hits	440	12th	248th
Home Runs	51	7th	149th
Home Runs/Game	0.96	7th	146th
On-Base Pct.	.362	10th	191st
Runs	310	10th	198th
Sac Bunts	29	1st	52nd
Scoring	5.8	10th	196th
Slugging Pct.	.400	12th	210th
Stolen Bases	56	8th	142nd
Triples	13	4th	98th
Triples/Game	0.25	5th	95th
WHIP	1.41	4th	58th

ACTIVE CAREER LEADERS

Games Played.....	Casey Burnham - 111
Games Started.....	Casey Burnham - 100
At-Bats.....	Max Anderson - 408
Runs.....	Max Anderson - 82
Hits.....	Max Anderson - 128
Doubles.....	Burnham/Anderson/Fischer - 20
Triples.....	Max Anderson/Garrett Anglim - 4
Home Runs.....	Max Anderson - 17
Runs Batted In.....	Max Anderson - 77
Walks.....	Charlie Fischer - 60
Times Hit By Pitch.....	Burnham/Cervantes/Fischer - 14
Stolen Bases.....	Casey Burnham - 25
Pitching Appearances.....	Shay Schanaman - 53
Wins.....	Jace Kaminska - 11
Games Started.....	Michael Garza - 28
Complete Games.....	Kaminska/Schanaman - 2
Shutouts.....	Shay Schanaman - 1
Saves.....	Michael Garza - 6
Innings Pitched.....	Shay Schanaman - 177.1
Strikeouts.....	Shay Schanaman - 181

GAMES STARTED (POSITION PLAYERS)

Player	'19	'20	'21	'22	'23	Total
Burnham	41	12	22	25	-	100
Anderson	-	-	45	53	-	98
Everitt	-	-	32	53	-	85
Fischer	1	16	53	13	-	83
Matthews	-	-	36	44	-	80
Cervantes	-	-	14	37	-	51
Anglim	-	-	-	45	-	45
Caron	-	-	-	22	-	22
Sartori	-	-	-	20	-	20
Jessen	-	-	-	19	-	19
Mozley	-	-	19	-	-	19
Swansen	-	-	-	9	-	9
Evans	-	1	-	-	-	1

GAME-WINNING PLAYS

Date	Opponent	Play	Inn.	Final
2/19	at Sam Houston	Anderson RBI Single	1	12-9
3/4	vs. Northwestern State	Everitt 2-Run HR	6	2-0
3/5	vs. Northwestern State	Anglim RBI Single	2	6-0
3/5	at UT Arlington	Jessen RBI Single	3	8-2
3/14	Omaha	Everitt RBI Double	9	6-5
3/15	New Mexico State	Matthews RBI Single	1	12-6
3/16	New Mexico State	Cervantes RBI Single	9	6-5
3/18	Texas A&M-CC	Banjo 2-RBI Single	9	13-12
3/25	Michigan	Anglim 3-RBI Double	5	13-9
4/1	at Ohio State	Chick Solo HR	1	5-3
4/2	at Ohio State	Sartori RBI Single	4	10-5
4/3	at Ohio State	Everitt 2-RBI Double	4	17-5
4/14	BYU	Wimmers RBI Single	7	1-0
4/20	North Dakota State	Everitt RBI Double	3	4-3
4/24	at Indiana	Everitt RBI Groundout	1	19-7
4/26	Kansas State	Anglim RBI Groundout	4	8-6
4/27	Omaha	Anderson 2-Run HR	1	14-3 (7 inn.)
5/1	Iowa-1	Anglim Solo HR	1	12-1 (7 inn.)
5/6	at Minnesota	Anderson 3-Run HR	4	12-5
5/14	at Illinois	Anderson 2-Run HR	3	11-2
5/17	Oral Roberts	Anderson 2-RBI Double	3	9-5
5/20	Michigan State	Matthews 3-Run HR	8	6-3
5/21	Michigan State	Everitt 3-Run HR	4	10-9

BIG INNINGS (FOUR OR MORE RUNS)

Date	Opponent	Inn.	Batters	R	H	E	Result
2-19	at Sam Houston	1	9	4	4	1	W, 12-9
2-19	at Sam Houston	2	9	5	2	1	W, 12-9
3-5	at UT Arlington	9	9	4	4	1	W, 8-2
3-15	New Mexico State	7	9	4	4	2	W, 12-6
3-18	Texas A&M-CC	6	8	5	3	0	W, 13-12
3-18	Texas A&M-CC	9	7	4	3	0	W, 13-12
3-25	Michigan	5	12	6	4	1	W, 13-9
3-25	Michigan	6	10	4	2	0	W, 13-9
4-2	at Ohio State	6	7	4	3	0	W, 10-5
4-3	at Ohio State	9	12	7	7	1	W, 17-5
4-6	at Omaha	8	9	4	3	1	L, 6-5
4-22	at Indiana	7	8	4	3	0	L, 8-7
4-24	at Indiana	6	10	5	5	0	W, 19-7
4-24	at Indiana	8	10	4	1	0	W, 19-7
4-26	Kansas State	4	10	5	4	0	W, 8-6
4-27	Omaha	3	10	6	5	1	W, 14-3
5-1	Iowa	1	7	4	3	0	W, 12-1
5-1	Iowa	3	12	6	4	1	W, 12-1
5-6	Minnesota	4	8	4	4	0	W, 12-5
5-15	at Illinois	3	8	4	3	1	L, 5-4

RUNS BY INNING

	1	2	3	4	5	6	7	8	9	EX	TOTAL
Nebraska	1	2	3	4	5	6	7	8	9	31	13
Opponents	1	2	3	4	6	8	9	0	10	1	12

RECORD WHEN TEAM SCORES

Runs	0	1	2	3	4	5	6	7	8	9	10+
W-L	0-1	1-8	1-2	0-8	1-4	1-3	4-2	0-1	2-1	1-0	12-0

RECORD WHEN OPPONENT SCORES

Runs	0	1	2	3	4	5	6	7	8	9	10+
W-L	3-0	1-1	2-0	4-3	0-6	6-5	2-4	1-2	0-6	3-1	1-2

RECORD WHEN LEADING AFTER

Inn.	1	2	3	4	5	6	7	8
W-L	10-2	9-5	14-5	18-5	18-5	19-3	18-3	19-2

RECORD WHEN TRAILING AFTER

Inn.	1	2	3	4	5	6	7	8
W-L	1-9	4-15	5-21	3-23	3-23	1-23	2-21	2-22

RECORD WHEN TIED AFTER

Inn.	1	2	3	4	5	6	7	8
W-L	12-19	10-10	4-4	2-2	2-2	3-4	1-4	0-4

STARTERS

Pitcher	Starts	QS	IP/Start	#P/Start	Runs/For	Runs/Start	Team Record
Bragg	1	0	1.0	25	0	0.0	0-1
Brockett	5	0	3.2	62	5	1.0	1-4
Christo	2	0	1.1	29	0	0.0	1-1
Frank	7	2	5.1	82	32	4.6	5-2
Jelkin	1	0	2.2	45	1	1.0	0-1
McCarville	11	2	4.2	71	54	4.9	7-4
Olson	8	5	5.2	90	33	4.1	3-5
Ornelas	1	0	4.0	55	6	6.0	1-0
Perry	4	0	2.2	63	6	1.5	0-4
Schanaman	13	7	5.1	88	26	2.0	4-9

STAFF BY SERIES

Opponent	W-L/S	ERA	IP	H	ER	BB	SO
Sam Houston	1-3/0	5.81	31.0	37	20	17	31
TCU	0-3/0	6.38	24.0	24	17	17	21
NW State	2-0/1	0.00	18.0	8	0	3	21
UT Arlington	1-1/1	3.06	17.2	17	6	4	10
Kansas State	1-1/1	4.24	17.0	13	8	9	17
Omaha	2-2/0	4.45	32.1	27	16	17	27
NMSU	2-0/0	4.50	18.0	13	9	13	24
Texas A&M-CC	1-2/0	8.33	27.0	41	25	17	29
Michigan	1-2/0	7.00	27.0	33	21	11	29
Creighton	0-1/0	2.25	8.0	5	2	4	7
Ohio State	3-0/1	4.00	27.0	27	12	8	21
Rutgers	0-3/0	8.00	27.0	33	24	8	27
BYU	1-3/1	2.12	34.0	18	8	10	30
NDSU	1-0/1	3.00	9.0	7	3	6	6
Iowa	1-2/0	2.42	26.0	20	7	5	27
Minnesota	1-2/0	4.45	28.1	31	14	13	31
Illinois	1-2/0	4.21	25.2	33	12	10	22
Oral Roberts	1-0/1	5.00	9.0	10	5	1	9
Michigan State	2-1/1	4.33	27.0	27	13	7	25

STARTER/BULLPEN SPLITS

	W/L/S	ERA	IP	H	R	ER	K/B
Starter	11/19/0	5.17	242.0	254	162	139	233/93
Bullpen	12/11/8	4.17	216.0	205	137	100	204/96
TOTAL	23/30/8	4.70	458.0	459	299	239	437/189

STARTER/BULLPEN SPLITS - BIG TEN

	W/L/S	ERA	IP	H	R	ER	K/B
Starter	5/8/0	5.67	119.0	138	86	75	122/41
Bullpen	5/6/2	4.31	94.0	101	59	45	83/30
TOTAL	10/14/2	5.07	213.0	139	145	120	205/71

STARTERS BY LOCATION

	W/L	ERA	IP	H	R	ER	K/B
Home	5/8	4.79	126.0	109	75	67	121/42
Away	4/8	6.15	90.2	124	77	62	79/40
Neutral	2/3	3.55	25.1	21	10	10	33/11
TOTAL	11/19	5.17	242.0	254	162	139	233/93

RELIEVERS BY LOCATION

	W/L/S	ERA	IP	H	R	ER	K/B
Home	8/5/5	5.33	103.0	111	86	61	107/51
Away	4/6/2	2.99	96.1	83	44	32	88/36
Neutral	0/0/1	3.78	16.2	11	7	7	9/9
TOTAL	12/11/8	4.17	216.0	205	137	100	204/96

MISCELLANEOUS STATS

Pitcher	K/9	WHIP	SV/OPP	FO/GO
Benson	7.5	1.75	0/0	15/10
Bradford	4.8	1.59	0/0	7/4
Bragg	9.3	1.09	5/7	37/32
Brockett	8.4	1.39	0/0	22/39
Bunz	27.0	0.00	0/0	0/0
Christo	8.4	2.81	0/0	4/6
Feekin	13.5	10.5	0/0	1/0
Frank	10.6	1.24	0/0	41/60
Gomes	0.0	4.50	0/1	3/1
Hawkins	9.6	1.65	0/0	8/12
Hood	8.5	1.66	1/1	11/10
Jelkin	6.9	1.29	0/0	19/5
Martin	8.6	1.20	0/0	26/25
Mason	0.0	4.50	0/0	1/2
McCarville	7.4	1.62	0/0	32/62
Olson	8.9	1.17	1/1	66/62
Ornelas	6.0	1.46	1/1	28/54
Perry	10.4	1.77	0/0	15/11
Schanaman	8.9	1.35	0/0	58/90
Walsh	13.5	4.50	0/0	0/1

STARTERS BY MONTH

	W/L	ERA	IP	H	R	ER	K/B
February	0/5	10.80	20.0	32	27	24	25/16
March	5/5	3.98	74.2	70	38	33	78/27
April	3/7	4.68	90.1	88	60	47	76/33
May	3/2	5.53	57.0	64	37	35	54/17
TOTAL	11/19	5.17	242.0	254	162	139	233/93

RELIEVERS BY MONTH

	W/L/S	ERA	IP	H	R	ER	K/B
February	1/1/0	3.34	35.0	29	18	13	27/18
March	3/3/2	5.29	66.1	68	57	39	67/39
April	5/3/4	4.59	64.2	58	40	33	58/22
May	3/4/2	2.70	50.0	50	22	15	52/17
TOTAL	12/11/8	4.17	216.0	205	137	100	204/96

#8 SHAY SCHANAMAN

Date	Opponent	S/R	W/L/S	IP	H	HR	R-ER	BB-K
2/16/19	at UC Riverside (DH 2)	R	-	0.1	0	0	0-0	0-1
2/22/19	vs. Oregon St. (DH 2)	R	-	0.2	0	0	0-0	0-0
2/24/19	vs. Oregon St.	R	-	0.2	0	0	0-0	1-0
3/10/19	at Baylor	R	-	0.2	0	0	0-0	2-0
3/19/19	Air Force	R	-	0.2	1	0	0-0	1-0
3/24/19	Michigan State	R	S	0.1	0	0	0-0	0-1
3/26/19	at Creighton	R	W	1.1	0	0	0-0	0-3
3/31/19	at Minnesota (DH 2)	R	L	1.1	0	0	1-0	2-2
4/7/19	Purdue	R	-	2.1	0	0	0-0	0-4
4/13/19	at Penn State (DH 2)	R	S	1.0	0	0	0-0	0-1
4/17/19	at Omaha	R	-	1.0	1	1	1-1	0-0
4/21/19	at Iowa	R	-	0.1	1	0	1-1	2-0
4/23/19	at Creighton	R	-	1.0	0	0	0-0	2-0
4/28/19	Illinois	R	-	1.2	2	0	1-1	0-2
5/12/19	Arizona State	R	S	1.1	1	0	0-0	0-2
5/17/19	Michigan (DH 2)	R	L	1.0	3	2	4-4	1-1
5/26/19	vs. Ohio State	R	-	4.0	2	0	1-0	1-3
6/1/19	vs. Oklahoma State	R	-	0.1	0	0	0-0	0-1
6/2/19	vs. UConn	R	-	2.2	2	0	1-1	2-2

2/15/20	at Baylor	R	L	1.1	3	0	2-2	2-1
2/21/20	at San Diego	R	L	1.0	2	0	2-2	0-1
2/28/20	at Arizona State	R	-	0.1	2	0	4-4	2-0
3/7/20	Columbia (DH1)	R	W	1.2	1	0	0-0	0-1
3/7/20	Columbia (DH2)	R	L	1.0	0	0	0-0	0-1
3/10/20	Northern Colorado	R	W	5.0	1	0	0-0	0-6

3/6/21	vs. Purdue (DH 2)	S	W	6.0	1	0	0-0	3-5
3/14/21	vs. Ohio State	S	-	4.1	8	2	4-4	0-5
3/21/21	at Iowa	S	-	2.2	4	1	4-4	5-3
3/28/21	Minnesota	S	W	7.1	3	0	2-2	1-10
4/4/21	at Illinois	S	-	2.2	4	1	5-5	1-2
4/10/21	Maryland	S	W	6.0	2	1	3-3	0-11
4/18/21	at Penn State	S	W	6.0	7	0	2-1	0-5
4/25/21	at Michigan State	S	-	5.0	5	0	6-4	4-5
5/2/21	Rutgers	S	L	6.0	7	0	4-4	2-8
5/9/21	vs. Indiana	S	L	5.0	6	0	4-4	4-3
5/22/21	vs. Ohio State	S	-	5.1	9	1	7-6	2-5
5/29/21	Michigan (DH2)	R	-	4.0	3	0	0-0	0-5
6/6/21	vs. NJIT	S	W	7.0	4	1	2-1	3-5

2/19/22	at Sam Houston	S	L	4.0	6	0	5-4	2-4
2/26/22	vs. TCU	S	L	1.1	1	1	2-2	3-4
3/5/22	vs. Northwestern State	S	W	9.0	3	0	0-0	1-8
3/14/22	Omaha	S	-	6.0	3	1	2-1	4-6
3/19/22	Texas A&M-CC	S	L	6.2	3	0	2-1	3-5
3/26/22	Michigan	S	-	5.1	5	2	5-5	2-6
4/1/22	at Ohio State	S	W	6.1	6	1	1-1	3-8
4/8/22	Rutgers	S	L	6.0	9	3	7-7	1-7
4/15/22	BYU	S	L	7.0	2	0	3-0	2-5
4/22/22	at Indiana	S	L	4.0	8	1	7-6	1-3
4/26/22	K-State	R	-	0.1	0	0	0-0	0-0
4/29/22	Iowa	S	L	7.0	6	1	1-1	2-8
5/6/22	at Minnesota	S	-	4.2	8	1	5-4	2-4
5/13/22	at Illinois	S	L	3.1	9	1	7-6	2-2
5/19/22	Michigan State	R	-	6.0	6	0	1-0	1-6

#19 KYLE PERRY

Date	Opponent	S/R	W/L/S	IP	H	HR	R-ER	BB-K
2/16/19	at UC Riverside (DH 2)	R	-	0.1	0	0	0-0	1-1
2/22/19	vs. Oregon St. (DH 2)	S	-	1.1	3	1	3-3	3-2
3/20/19	Air Force	S	W	4.0	6	0	1-1	1-9
3/26/19	at Creighton	S	-	3.2	3	0	1-1	1-4
4/2/19	at Kansas State	S	W	7.0	3	0	0-0	1-3
4/9/19	Creighton	S	L	2.1	4	1	5-5	1-4
4/17/19	at Omaha	S	-	0.2	1	0	3-3	4-1
4/23/19	at Creighton	R	-	0.0	0	0	0-0	1-0
4/26/19	Illinois	R	-	2.2	6	0	2-2	1-1
5/25/19	vs. Michigan (2)	S	-	3.1	2	0	1-1	3-2
6/2/19	vs. UConn	R	-	1.0	1	0	0-0	1-2

2/16/20	at Baylor	R	-	2.1	0	0	0-0	0-1
2/23/20	vs. Arizona	R	-	2.1	0	0	0-0	0-1

2/29/20	at Arizona State	R	-	4.0	5	0	5-5	2-2
3/6/20	Columbia	S	W	5.0	2	1	1-1	0-7

5/10/21	at Rutgers	S	-	1.0	3	0	2-2	0-1
5/23/21	vs. Ohio State	S	W	2.0	1	0	0-0	0-3
5/29/21	Michigan (DH2)	S	W	3.0	0	0	0-0	1-4
6/6/21	at Arkansas	S	-	4.1	3	0	3-2	3-7

2/18/22	at Sam Houston	S	-	1.1	2	0	5-5	5-2
2/25/22	vs. TCU	S	L	4.1	4	1	3-3	3-8
3/4/22	at UT Arlington	S	-	5.0	5	0	0-0	0-4
3/13/22	at Omaha	R	L	3.1	3	0	1-1	1-3
3/18/22	Texas A&M-CC	S	-	0.2	2	1	2-2	1-0

#25 DREW CHRISTO

Date	Opponent	S/R	W/L/S	IP	H	HR	R-ER	BB-K
2/19/22	at Sam Houston	R	-	0.0	1	1	2-2	0-0
3/16/22	New Mexico State	S	-	0.2	1	0	0-0	3-0
3/20/22	Texas A&M-CC	R	-	1.0	2	1	2-0	0-2
4/6/22	at Omaha	S	L	2.0	4	0	3-3	1-1
4/10/22	Rutgers	R	-	1.2	2	1	5-0	1-2

#27 JAKE BUNZ

Date	Opponent	S/R	W/L/S	IP	H	HR	R-ER	BB-K
3/7/21	vs. Purdue	S	-	3.0	1	0	0-0	2-5
3/14/21	vs. Iowa	S	L	4.0	5	0	3-3	2-2
3/20/21	at Iowa	R	-	1.0	1	0	0-0	0-1
3/28/21	Minnesota (DH2)	S	W	4.0	2	0	0-0	3-5
4/2/21	at Illinois	R	W	1.1	2	0	0-0	0-4
4/4/21	at Illinois	R	-	0.2	1	0	0-0	0-0
4/9/21	Maryland	R	-	0.2	0	0	0-0	1-2
4/10/21	Maryland	R	-	2.0	0	0	0-0	1-4
4/16/21	at Penn State	R	W	2.0	2	0	0-0	1-3
4/18/21	at Penn State	R	-	1.0	0	0	0-0	0-1
4/23/21	at Michigan State	R	-	2.0	1	0	0-0	0-3
4/30/21	Rutgers	R	-	2.0	0	0	1-1	3-1
5/8/21	vs. Indiana	R	-	2.2	0	0	1-1	2-1
5/10/21	at Rutgers	R	-	0.2	1	1	1-1	0-1
5/15/21	Northwestern	R	-	2.0	0	0	0-0	0-2
5/21/21	at Indiana	R	-	2.0	1	0	1-1	1-4
5/28/21	Michigan	R	-	1.0	0	0	0-0	1-2
6/4/21	vs. Northeastern	R	-	0.1	1	0	0-0	0-1
6/5/21	at Arkansas	R	-	0.0	0	0	0-0	3-0
6/7/21	at Arkansas	R	-	0.1	1	1	1-1	0-0
2/19/22	at Sam Houston	R	-	0.1	0	0	0-0	0-1

#30 WILL WALSH

Date	Opponent	S/R	W/L/S	IP	H	HR	R-ER	BB-K
4/10/22	Rutgers	R	-	0.2	3	0	1-1	0-1

#32 CJ HOOD

Date	Opponent	S/R	W/L/S	IP	H	HR	R-ER	BB-K
2/19/22	at Sam Houston	R	-	1.0	1	0	0-0	0-1
2/26/22	vs. TCU	R	-	0.2	2	0	1-1	0-0
3/9/22	at Kansas State	R	-	1.0	0	0	0-0	0-2
3/18/22	Texas A&M-CC	R	-	0.1	0	0	2-1	1-0
3/20/22	Texas A&M-CC	R	-	1.0	1	0	0-0	1-3
3/27/22	Michigan	R	-	1.0	1	0	1-1	0-0
3/28/22	at Creighton	R	-	1.1	0	0	0-0	1-0
4/6/22	at Omaha	R	-	0.2	0	0	0-0	1-0
4/9/22	Rutgers	R	-	0.1	0	0	0-0	0-1
4/10/22	Rutgers	R	-	0.0	3	1	4-4	2-0
4/15/22	BYU	R	-	0.2	0	0	0-0	2-1
4/20/22	North Dakota State	R	W	1.1	0	0	0-0	2-2
4/22/22	at Indiana	R	-	0.1	0	0	0-0	0-0
4/26/22	K-State	R	W	0.2	0	0	0-0	2-0
5/8/22	at Minnesota	R	-	0.2	0	0	0-0	0-0
5/15/22	at Illinois	R	-	0.1	0	0	0-0	1-0
5/21/22	Michigan State	R	S	0.2	0	0	0-0	0-1

#33 JACKSON BROCKETT

Date	Opponent	S/R	W/L/S	IP	H	HR	R-ER	BB-K
2/20/22	at Sam Houston	R	-	1.0	0	0	0-0	1-1
2/26/22	vs. TCU	R	-	0.1	0	0	2-2	2-0
3/16/22	New Mexico State	R	-	1.1	3	0	2-2	1-3
3/20/22	Texas A&M-CC	R	-	1.0	2	0	2-2	0-2

3/28/22	at Creighton	R	-	1.2	1	0	1-0	2-3
4/6/22	at Omaha	R	-	2.1	1	0	1-1	1-2
4/10/22	Rutgers	R	-	4.1	4	1	1-1	0-4
4/16/22	BYU	S	-	5.1	4	1	2-2	1-2
4/26/22	K-State	S	-	3.1	2	0	4-4	3-3
5/8/22	at Minnesota	S	-	5.1	4	0	1-1	1-7
5/15/22	at Illinois	S	-	2.0	1	0	0-0	2-0
5/19/22	Michigan State	S	L	3.0	4	1	3-3	1-2

#34 BRETT SEARS

Date	Opponent	S/R	W/L/S	IP	H	HR	R-ER	BB-K
2/23/20	at Butler	R	-	1.1	1	0	2-2	3-2
2/29/20	at Memphis	S	-	4.2	4	0	2-2	1-3
3/7/20	at Missouri	S	L	1.1	8	1	6-6	2-1
2/26/21	at Louisville	S	W	5.0	2	0	3-3	5-4
3/5/21	at Evansville	S	L	5.0	8	0	4-4	2-5
3/12/21	at Saint Louis	S	-	7.0	7	0	3-2	1-3
3/19/21	North Dakota State	S	L	6.0	12	0	8-5	1-0
3/26/21	South Dakota State	S	W	7.0	3	0	0-0	3-3
4/2/21	Oral Roberts	S	L	5.2	12	1	10-10	2-3
5/7/21	at Oral Roberts	S	-	2.0	2	0	2-2	3-2
5/20/21	Omaha	S	L	5.0	6	1	2-2	5-5

#38 EMMETT OLSON

Date	Opponent	S/R	W/L/S	IP	H	HR	R-ER	BB-K
3/14/21	vs. Ohio State	R	-	1.0	0	0	0-0	0-1
3/19/21	at Iowa	R	-	1.0	0	0	0-0	0-2
3/21/21	at Iowa	R	-	1.0	2	0	2-2	1-2
4/3/21	at Illinois	R	-	0.1	4	0	2-1	0-1
5/10/21	at Rutgers	R	-	2.1	1	0	0-0	1-2
5/14/21	Northwestern	R	-	1.0	1	0	0-0	1-1
5/22/21	vs. Ohio State	R	W	2.0	1	0	0-0	1-3
5/29/21	Michigan (DH2)	R	-	1.2	3	1	3-3	0-2
6/5/21	at Arkansas	R	-	1.1	0	0	2-0	2-2
6/7/21	at Arkansas	R	-	0.1	1	0	0-0	0-0
2/18/22	at Sam Houston	R	L	1.0	3	0	3-0	0-2
2/20/22	at Sam Houston	R	-	3.2	4	0	2-2	1-3
2/27/22	vs. TCU	R	-	4.0	1	0	0-0	0-2
3/4/22	vs. Northwestern State	R	S	2.1	0	0	0-0	0-3
3/9/22	at Kansas State	S	L	3.0	7	1	4-2	1-4
3/14/22	Omaha	R	-	1.2	2	0	1-1	1-2
3/16/22	New Mexico State	R	W	1.0	0	0	0-0	0-1
3/19/22	Texas A&M-CC	R	-	1.0	2	0	2-1	1-1
3/26/22	Michigan	R	-	0.2	2	0	1-0	1-1
3/28/22	at Creighton	R	-	1.0	0	0	0-0	0-1
4/1/22	at Ohio State	R	-	2.1	3	0	2-2	0-3
4/6/22	at Omaha	R	-	1.0	0	0	0-0	0-1
4/9/22	Rutgers	S	-	6.2	3	0	3-1	1-5
4/15/22	BYU	S	-	5.0	2	1	2-1	3-5
4/23/22	at Indiana	S	L	6.0	9	1	6-1	2-5
4/29/22	Iowa	S	W	7.0	4	1	1-1	0-7
5/7/22	at Minnesota	S	-	5.0	7	0	4-4	4-6
5/14/22	at Illinois	S	W	6.2	7	0	2-2	1-6
5/20/22	Michigan State	S	-	7.0	5	2	3-3	0-7

#39 CORBIN HAWKINS

Date	Opponent	S/R	W/L/S	IP	H	HR	R-ER	BB-K
3/15/22	New Mexico State	R	-	0.1	0	0	0-0	0-1
3/19/22	Texas A&M-CC	R	-	0.2	0	0	0-0	0-1
3/20/22	Texas A&M-CC	R	-	1.0	6	2	6-4	0-2
3/27/22	Michigan	R	-	0.1	0	0	0-0	1-0
4/8/22	Rutgers	R	-	1.0	0	0	0-0	0-0
4/16/22	BYU	R	L	1.0	1	0	2-0	0-1
4/20/22	North Dakota State	R	-	1.0	0	0	0-0	0-0
4/23/22	at Indiana	R	-	1.2	3	0	2-2	0-0
4/26/22	K-State	R	-	1.0	0	0	0-0	1-2
5/13/22	at Illinois	R	-	0.1	0	0	0-0	0-1
5/14/22	at Illinois	R	-	1.0	1	0	0-0	0-1
5/15/22	at Illinois	R	L	0.2	2	0	1-0	0-1
5/21/22	Michigan State	R	-	0.1	2	0	3-2	0-1

#51 MASON ORNELAS

Date	Opponent	S/R	W/L/S	IP	H	HR	R-ER	BB-K
2/14/20	Miami	R	-	1.0	0	0	0-0	0-0

2/18/20	Stephen F. Austin	R	-	1.0	0	0	0-0	0-0
2/21/20	Army	R	-	1.1	0	0	0-0	0-4
2/23/20	Army	R	W	0.1	1	1	1-1	1-0
2/29/20	vs. UCLA	R	-	2.2	1	0	0-0	0-2
3/6/20	New Mexico State	R	-	1.0	1	0	0-0	0-3
3/10/20	at Rice	R	-	1.0	0	0	0-0	0-1
2/20/21	Xavier	S	-	4.0	1	0	0-0	1-6
2/24/21	Tarleton	R	-	2.2	2	0	0-0	0-5
3/7/21	New Mexico State	R	-	2.0	1	0	0-0	0-1
3/16/21	at Houston	R	W	3.0	0	0	0-0	0-5
3/20/21	at Florida	R	-	3.1	6	1	4-4	0-4
3/23/21	Rice	R	-	0.2	1	0	1-1	0-0
3/28/21	Georgia	R	-	1.2	4	0	3-3	1-2
4/3/21	at Missouri	R	-	0.1	0	0	0-0	1-0
4/6/21	at Sam Houston	R	-	2.0	1	0	0-0	0-1
4/10/21	Alabama	R	-	3.2	7	0	2-2	0-6
4/18/21	at Arkansas	R	-	1.1	3	1	3-3	1-2
4/20/21	Texas Southern	R	W	2.2	2	0	0-0	0-4
4/24/21	Tennessee	R	W	3.0	2	0	1-1	0-2
5/1/21	at Mississippi State	R	-	3.0	1	0	0-0	3-1
5/4/21	vs. UT Arlington	R	-	1.0	2	0	2-2	0-0
5/8/21	Ole Miss	R	L	0.2	2	1	3-3	1-0
5/16/21	at Auburn	R	L	1.0	2	0	5-1	3-0

2/26/22	vs. TCU	R	-	2.1	2	0	0-0	1-2
3/4/22	at UT Arlington	R	-	2.0	0	0	0-0	1-0
3/9/22	at Kansas State	R	-	2.0	1	0	2-0	2-1
3/14/22	Omaha	R	-	1.0	2	0	2-2	2-1
3/18/22	Texas A&M-CC	R	W	1.2	1	0	0-0	0-2
3/20/22	Texas A&M-CC	R	-	2.0	3	2	4-4	1-1
3/27/22	Michigan	R	-	2.2	1	0	1-1	2-1
4/3/22	at Ohio State	R	-	2.0	3	1	2-2	1-1
4/6/22	at Omaha	R	-	1.0	1	0	1-1	1-1
4/15/22	BYU	R	-	1.0	3	0	3-3	1-1
4/22/22	at Indiana	R	-	3.2	4	0	1-1	0-3
4/26/22	K-State	R	-	3.2	2	1	2-2	1-4
5/7/22	at Minnesota	R	-	0.2	2	0	1-1	1-0
5/13/22	at Illinois	R	-	4.1	5	0	1-1	1-1
5/17/22	Oral Roberts	R	S	2.1	1	0	0-0	1-1
5/21/22	Michigan State	S	-	4.0	3	1	3-3	2-2

#52 MICHAEL GARZA

Date	Opponent	S/R	W/L/S	IP	H	HR	R-ER	BB-K
3/19/19	Texas State	S	-	3.1	1	1	1-1	0-2
3/23/19	at McNeese	S	-	1.2	1	0	0-0	1-1
3/27/19	Missouri	R	-	0.1	2	0	1-1	0-1
3/29/19	New Orleans	S	-	2.0	5	1	2-2	0-1
4/9/19	Prairie View	R	-	2.0	0	0	0-0	2-3
4/14/19	at Nicholls	R	-	3.1	4	0	0-0	1-3
4/20/19	Houston Baptist	S	L	2.1	6	1	6-4	1-1
4/27/19	Arkansas-Pine Bluff	R	-	2.1	0	0	3-2	2-3
5/7/19	at UTSA	R	-	1.1	4	1	1-1	0-1
5/14/19	at Texas	R	-	0.1	2	0	2-2	1-0

2/15/20	Bradley	R	-	1.0	1	0	0-0	0-1
2/16/20	Bradley	R	-	1.2	3	1	3-3	1-3
2/22/20	Toledo	R	L	1.0	2	0	1-1	0-1
2/26/20	at Texas A&M	S	L	4.0	5	0	3-3	2-4
2/29/20	at Oral Roberts	R	-	1.0	0	0	0-0	0-1
3/3/20	Stephen F. Austin	S	W	5.0	4	0	2-0	1-5
3/7/20	at Texas A&M-CC	R	-	2.0	0	0	0-0	0-3
3/10/20	New Mexico	S	-	3.0	3	0	2-2	0-5
2/26/21	Texas Southern	R	S	3.2	0	0	0-0	0-6
3/3/21	at Texas A&M	S	-	4.0	3	0	3-3	6-4
3/10/21	Houston	R	-	0.2	4	0	3-3	0-1
3/13/21	at Northwestern State	S	-	7.0	5	0	2-2	0-10
3/19/21	Southeastern La.	R	W	5.0	7	0	2-1	0-6
3/21/21	Southeastern La.	R	S	1.0	1	0	0-0	0-1
3/27/21	Central Arkansas	R	W	1.0	1	0	1-1	1-1
3/27/21	Central Arkansas	S	-	4.0	4	0	1-1	0-3
4/2/21	at Stephen F. Austin	S	W	3.2	4	1	7-5	5-5
4/10/21	at McNeese	S	L	8.0	7	2	4-4	0-8
4/17/21	New Orleans	S	L	5.0	10	0	8-2	2-3
4/24/21	at Abilene Christian	S	L	3.1	8	2	6-6	1-0

5/1/21	at Nicholls	R	S	1.0	1	0	0-0	0-3
5/2/21	at Nicholls	S	L	3.2	10	0	5-5	1-2
5/7/21	Houston Baptist	R	-	2.0	1	0	0-0	0-1
5/7/21	Houston Baptist	R	S	2.0	3	0	0-0	0-0
5/9/21	Houston Baptist	R	S	2.0	0	0	0-0	1-1
5/21/21	Lamar	R	S	3.0	2	1	1-1	1-4
5/22/21	Lamar	R	-	1.1	4	1	4-4	1-0

#55 JACE KAMINSKA

Date	Opponent	S/R	W/L/S	IP	H	HR	R-ER	BB-K
3/2/21	at Oral Roberts	R	-	1.1	2	0	0-0	3-2
3/7/21	Dixie State	R	-	3.0	5	1	2-2	2-5
3/23/21	Kansas State	S	W	5.0	3	0	1-0	2-4
4/2/21	at Houston	S	W	7.0	5	0	0-0	1-4
4/10/21	Houston	S	W	9.0	6	1	1-1	2-7
4/17/21	at Tulane	S	-	0.0	0	0	0-0	0-0
4/24/21	at Cincinnati	S	W	5.2	5	0	1-0	2-6
4/30/21	East Carolina	S	W	7.0	5	0	2-2	1-5
5/7/21	at UCF	S	W	6.0	5	1	1-1	1-6
5/14/21	USF	S	L	4.2	8	2	7-7	1-4
5/20/21	Memphis	S	W	5.0	4	1	2-2	3-2
5/26/21	vs. Houston	S	W	8.1	3	1	1-1	1-6
2/18/22	at Louisiana Tech	S	-	3.1	4	1	3-3	1-6
2/25/22	at Texas A&M-CC	S	-	5.1	5	0	3-3	2-7
3/4/22	vs. Iowa	S	-	5.1	8	1	4-4	0-3
3/11/22	South Dakota State	S	W	7.0	2	1	1-1	1-8
3/18/22	New Mexico	S	L	5.1	6	0	4-2	3-5
3/25/22	Creighton	S	L	5.2	3	0	3-2	4-5
4/1/22	at Houston	S	W	8.0	4	0	0-0	0-12
4/8/22	at East Carolina	S	L	4.2	8	0	5-5	2-2
4/14/22	Cincinnati	S	L	5.1	8	1	6-6	3-9
4/22/22	UCF	S	L	5.1	6	1	5-4	4-6
4/29/22	at Memphis	S	L	6.0	7	1	6-6	3-4
5/6/22	Houston	S	L	6.0	7	0	5-5	2-8
5/13/22	Tulane	R	W	5.1	3	0	0-0	3-7
5/19/22	at USF	R	L	3.0	4	1	4-4	0-1
5/24/22	vs. Houston	R	L	3.0	5	0	3-3	1-3



OUTFIELDER
**LUKE
JESSEN 1**

CLASS: **Sophomore**
B/T: **L/L**
HOMETOWN: **Elkhorn, Neb.**
PREVIOUS SCHOOL: **Elkhorn South**

SEASON HIGH

CATEGORY

CAREER HIGH

.....	Hits	3 at Sam Houston, 2/19/22
.....	Runs	2 (3x) last vs. Michigan State, 5/21/22
.....	Doubles	1 at Kansas State, 3/9/22
.....	Triples	1 vs. Michigan, 3/26/22
.....	Home Runs	
.....	RBI	2 vs. Michigan, 3/26/22
.....	Stolen Bases	1 vs. Michigan State, 5/20/22

CAREER STATISTICS

Year	AVG	GP	GS	AB	R	H	2B	3B	HR	RBI	TB	SLG%	BB	HBP	SO	GDP	OB%	SF	SH	SB-ATT	PO	A	E	FLD%
2022	.257	26	19	74	11	19	1	1	0	5	22	.297	6	2	27	1	.329	0	1	1-3	12	0	0	1.000
TOTAL	.257	26	19	74	11	19	1	1	0	5	22	.297	6	2	27	1	.329	0	1	1-3	12	0	0	1.000



OUTFIELDER
**CASEY
BURNHAM 2**

CLASS: **Senior**
B/T: **L/L**
HOMETOWN: **Grand Island, Neb.**
PREVIOUS SCHOOL: **Kansas**

SEASON HIGH

CATEGORY

CAREER HIGH

.....	Hits	3 (4x) last vs. Michigan State, 3/13/22
.....	Runs	4 at Missouri, 5/18/21
.....	Doubles	2 at Belmont, 2/15/20
.....	Triples	1 (3x) last vs. North Dakota State, 5/1/21
.....	Home Runs	1 (2x) last at Charleston Southern, 2/23/20
.....	RBI	2 (5x) last at Charleston Southern, 3/8/22
.....	Stolen Bases	3 vs. Seton Hall, 3/13/19

CAREER STATISTICS (2019-22 at Kansas)

Year	AVG	GP	GS	AB	R	H	2B	3B	HR	RBI	TB	SLG%	BB	HBP	SO	GDP	OB%	SF	SH	SB-ATT	PO	A	E	FLD%
2019	.237	49	41	135	27	32	5	2	1	11	44	.326	17	4	39	0	.338	1	10	11-17	115	0	0	1.000
2020	.265	12	12	49	9	13	6	0	1	3	22	.449	2	3	12	0	.327	1	0	2-2	32	0	1	.970
2021	.286	23	22	70	21	20	6	1	0	11	28	.400	15	3	11	0	.432	0	1	8-9	38	0	0	1.000
2022	.263	27	25	80	11	21	3	0	0	5	24	.300	17	4	16	0	.416	0	2	4-7	74	0	2	.974
TOTAL	.257	111	100	334	68	86	20	3	2	30	118	.353	51	14	78	0	.377	2	13	25-35	259	0	3	.989



INFIELDER
**MAX
ANDERSON 4**

CLASS: **Junior**
B/T: **R/R**
HOMETOWN: **Omaha, Neb.**
PREVIOUS SCHOOL: **Millard West**

SEASON HIGH


CATEGORY

CAREER HIGH

.....	Hits	4 (4x) last vs. Michigan State, 5/21/22
.....	Runs	3 (3x) last vs. Oral Roberts, 5/17/22
.....	Doubles	2 (2x) last at Omaha, 4/6/22
.....	Triples	1 (4x) last vs. BYU, 4/15/22
.....	Home Runs	2 vs. Michigan State, 5/21/22
.....	RBI	5 at Iowa, 3/21/21
.....	Stolen Bases	2 (2x) last vs. K-State, 4/26/22

CAREER STATISTICS

Year	AVG	GP	GS	AB	R	H	2B	3B	HR	RBI	TB	SLG%	BB	HBP	SO	GDP	OB%	SF	SH	SB-ATT	PO	A	E	FLD%
2021	.332	45	45	184	35	61	8	1	7	32	92	.500	16	1	26	5	.386	1	0	3-4	23	53	6	.927
2022	.299	53	53	224	47	67	12	3	10	45	115	.513	14	3	26	6	.349	0	0	6-7	113	85	8	.961
TOTAL	.314	98	98	408	82	128	20	4	17	77	207	.507	30	4	52	11	.366	1	0	9-11	136	138	14	.951



CATCHER
JOSH CARON 5

CLASS: **Sophomore**
B/T: **R/R**
HOMETOWN: **Sun Prairie, Wis.**
PREVIOUS SCHOOL: **Sun Prairie**

SEASON HIGH

CATEGORY

CAREER HIGH

.....	Hits 2 (3x) last at Omaha, 4/6/22
.....	Runs 2 (2x) last at Omaha, 3/13/22
.....	Doubles 1 (3x) last vs. North Dakota State, 4/20/22
.....	Triples
.....	Home Runs
.....	RBI 2 vs. New Mexico State, 3/15/22
.....	Stolen Bases 1 at Omaha, 3/13/22

CAREER STATISTICS

Year	AVG	GP	GS	AB	R	H	2B	3B	HR	RBI	TB	SLG%	BB	HBP	SO	GDP	OB%	SF	SH	SB-ATT	PO	A	E	FLD%
2022	.179	26	22	78	10	14	3	0	0	7	17	.218	11	5	19	3	.316	1	0	1-1	93	13	1	.991
TOTAL	.179	26	22	78	10	14	3	0	0	7	17	.218	11	5	19	3	.316	1	0	1-1	93	13	1	.991



RIGHT-HANDED PITCHER
SHAY SCHANAMAN 8

CLASS: **Senior**
B/T: **R/R**
HOMETOWN: **Grand Island, Neb.**
PREVIOUS SCHOOL: **Grand Island**

SEASON HIGH


CATEGORY

CAREER HIGH

.....	Innings 9.0 vs. Northwestern State, 3/5/22
.....	Runs 7 (4x) last at Illinois, 5/13/22
.....	Earned Runs 7 vs. Rutgers, 4/8/22
.....	Walks 5 at Iowa, 3/21/21
.....	Strikeouts 11 vs. Maryland, 4/10/21

CAREER STATISTICS

Year	ERA	W	L	App	GS	CG	SHO	CBO	SV	IP	H	R	ER	BB	SO	2B	3B	HR	BF	B/Avg	WP	HBP	BK	SFA	SHA
2019	3.18	1	2	19	0	0	0	0	3	22.2	13	10	8	14	23	2	0	3	98	.163	6	1	0	1	2
2020	6.97	2	2	6	0	0	0	1	0	10.1	9	8	8	4	10	4	1	0	44	.231	0	0	0	0	1
2021	5.08	5	2	13	12	0	0	1	0	67.1	63	44	38	25	72	15	1	7	300	.242	4	12	0	3	0
2022	4.44	2	8	15	13	2	1	0	0	77.0	75	48	38	29	76	14	2	12	348	.251	7	11	1	6	3
TOTAL	4.67	10	14	53	25	2	1	2	3	177.1	160	110	92	72	181	35	4	22	790	.236	17	24	1	10	6



INFIELDER
EFROY CERVANTES 9

CLASS: **Senior**
B/T: **R/R**
HOMETOWN: **Tucson, Ariz.**
PREVIOUS SCHOOL: **South Mountain CC**

SEASON HIGH

CATEGORY

CAREER HIGH

.....	Hits 2 (2x) last vs. Michigan State, 5/21/22
.....	Runs 2 (2x) last at Minnesota, 5/7/22
.....	Doubles 1 (4x) last vs. Michigan State, 5/21/22
.....	Triples
.....	Home Runs 1 vs. Omaha, 3/14/22
.....	RBI 2 (3x) last vs. Iowa, 5/1/22
.....	Stolen Bases 1 vs. Rutgers, 5/1/21

CAREER STATISTICS

Year	AVG	GP	GS	AB	R	H	2B	3B	HR	RBI	TB	SLG%	BB	HBP	SO	GDP	OB%	SF	SH	SB-ATT	PO	A	E	FLD%
2021	.082	36	14	49	7	4	0	0	0	4	4	.082	8	3	12	0	.250	0	5	1-2	19	25	1	.978
2022	.187	40	37	107	12	20	4	0	1	10	27	.252	13	11	20	0	.333	1	11	0-1	35	79	3	.974
TOTAL	.154	76	51	156	19	24	4	0	1	14	31	.199	21	14	32	0	.307	1	16	1-3	54	104	4	.975



CATCHER
BEN COLUMBUS 10

CLASS: **Junior**
B/T: **L/R**
HOMETOWN: **North Vancouver, British Columbia**
PREVIOUS SCHOOL: **Wharton County JC**

SEASON HIGH

CATEGORY

CAREER HIGH

.....	Hits
.....	Runs
.....	Doubles
.....	Triples
.....	Home Runs
.....	RBI
.....	Stolen Bases

CAREER STATISTICS

Year	AVG	GP	GS	AB	R	H	2B	3B	HR	RBI	TB	SLG%	BB	HBP	SO	GDP	OB%	SF	SH	SB-ATT	PO	A	E	FLD%
------	-----	----	----	----	---	---	----	----	----	-----	----	------	----	-----	----	-----	-----	----	----	--------	----	---	---	------



OUTFIELDER
DANIEL YOUNG 11

CLASS: **Redshirt Junior**
B/T: **L/L**
HOMETOWN: **North Zulch, Texas**
PREVIOUS SCHOOL: **Tyler JC**

SEASON HIGH

CATEGORY

CAREER HIGH

.....	Hits
.....	Runs
.....	Doubles
.....	Triples
.....	Home Runs
.....	RBI
.....	Stolen Bases

CAREER STATISTICS

Year	AVG	GP	GS	AB	R	H	2B	3B	HR	RBI	TB	SLG%	BB	HBP	SO	GDP	OB%	SF	SH	SB-ATT	PO	A	E	FLD%
------	-----	----	----	----	---	---	----	----	----	-----	----	------	----	-----	----	-----	-----	----	----	--------	----	---	---	------



OUTFIELDER
COLE EVANS 12

CLASS: **Junior**
B/T: **R/R**
HOMETOWN: **Grand Island, Neb.**
PREVIOUS SCHOOL: **Parkland College**

SEASON HIGH

CATEGORY

CAREER HIGH

.....	Hits
.....	Runs
.....	Doubles
.....	Triples
.....	Home Runs
.....	RBI
.....	Stolen Bases

CAREER STATISTICS (2020 at Creighton)

Year	AVG	GP	GS	AB	R	H	2B	3B	HR	RBI	TB	SLG%	BB	HBP	SO	GDP	OB%	SF	SH	SB-ATT	PO	A	E	FLD%
2020	.000	8	1	12	0	0	0	0	0	0	0	.000	0	1	7	0	.077	0	0	0-0	2	0	0	1.000
TOTAL	.000	8	1	12	0	0	0	0	0	0	0	.000	0	1	7	0	.077	0	0	0-0	2	0	0	1.000



INFIELDER
**MIKEY
PAULEY 13**

CLASS: **Freshman**
B/T: **R/R**
HOMETOWN: **Overland Park, Kan.**
PREVIOUS SCHOOL: **Blue Valley Northwest**

SEASON HIGH	CATEGORY	CAREER HIGH
.....	Hits
.....	Runs
.....	Doubles
.....	Triples
.....	Home Runs
.....	RBI
.....	Stolen Bases

CAREER STATISTICS

Year	AVG	GP	GS	AB	R	H	2B	3B	HR	RBI	TB	SLG%	BB	HBP	SO	GDP	OB%	SF	SH	SB-ATT	PO	A	E	FLD%
------	-----	----	----	----	---	---	----	----	----	-----	----	------	----	-----	----	-----	-----	----	----	--------	----	---	---	------



INFIELDER
**BRICE
MATTHEWS 14**

CLASS: **Junior**
B/T: **R/R**
HOMETOWN: **Humble, Texas**
PREVIOUS SCHOOL: **Atascocita**

SEASON HIGH	CATEGORY	CAREER HIGH
.....	Hits	3 (3x) last at Ohio State, 4/3/22
.....	Runs	4 vs. Iowa, 5/1/22
.....	Doubles	2 vs. Northwestern, 5/14/21
.....	Triples	1 at Indiana, 5/22/21
.....	Home Runs	1 (12x) last vs. Michigan State, 5/20/22
.....	RBI	5 vs. Maryland, 4/11/21
.....	Stolen Bases	2 (5x) last vs. New Mexico State, 3/15/22

CAREER STATISTICS

Year	AVG	GP	GS	AB	R	H	2B	3B	HR	RBI	TB	SLG%	BB	HBP	SO	GDP	OB%	SF	SH	SB-ATT	PO	A	E	FLD%
2021	.273	39	36	132	28	36	8	1	5	34	61	.462	23	0	44	2	.381	0	1	7-10	50	74	6	.954
2022	.261	45	44	157	31	41	8	0	7	29	70	.446	25	6	56	1	.379	2	4	12-13	62	112	15	.921
TOTAL	.266	84	80	289	59	77	16	1	12	63	131	.453	48	6	100	3	.380	2	5	19-23	112	186	21	.934




INFIELDER
**DYLAN
CAREY 15**

CLASS: **Freshman**
B/T: **R/R**
HOMETOWN: **Castle Rock, Colo.**
PREVIOUS SCHOOL: **Ponderosa**

SEASON HIGH	CATEGORY	CAREER HIGH
.....	Hits
.....	Runs
.....	Doubles
.....	Triples
.....	Home Runs
.....	RBI
.....	Stolen Bases

CAREER STATISTICS

Year	AVG	GP	GS	AB	R	H	2B	3B	HR	RBI	TB	SLG%	BB	HBP	SO	GDP	OB%	SF	SH	SB-ATT	PO	A	E	FLD%
------	-----	----	----	----	---	---	----	----	----	-----	----	------	----	-----	----	-----	-----	----	----	--------	----	---	---	------



CATCHER
**GRIFFIN
EVERITT 16**

CLASS: **Senior**
B/T: **R/R**
HOMETOWN: **Lincoln, Neb.**
PREVIOUS SCHOOL: **Kansas City CC**

SEASON HIGH

CATEGORY

CAREER HIGH

..... Hits	4 (2x) last at Indiana, 4/24/22
..... Runs	3 (2x) last vs. Texas A&M-CC, 3/18/22
..... Doubles	1 (18x) last at Minnesota, 5/6/22
..... Triples	1 vs. Texas A&M-CC, 3/18/22
..... Home Runs	2 vs. Omaha, 3/14/22
..... RBI	4 (4x) last at Indiana, 4/24/22
..... Stolen Bases	1 (5x) last vs. K-State, 4/26/22

CAREER STATISTICS

Year	AVG	GP	GS	AB	R	H	2B	3B	HR	RBI	TB	SLG%	BB	HBP	SO	GDP	OB%	SF	SH	SB-ATT	PO	A	E	FLD%
2021	.287	37	32	122	17	35	6	0	3	21	50	.410	12	4	38	1	.370	0	5	3-5	319	34	3	.992
2022	.291	53	53	203	38	59	12	1	8	41	97	.478	25	7	45	6	.384	2	0	2-6	329	30	6	.984
TOTAL	.289	90	85	325	55	94	18	1	11	62	147	.452	37	11	83	7	.379	2	5	5-11	648	64	9	.988



OUTFIELDER
**GARRETT
ANGLIM 18**

CLASS: **Redshirt Sophomore**
B/T: **R/R**
HOMETOWN: **La Vista, Neb.**
PREVIOUS SCHOOL: **Papillion-La Vista**

SEASON HIGH

CATEGORY

CAREER HIGH

..... Hits	4 at Minnesota, 5/6/22
..... Runs	3 (3x) last at Minnesota, 5/6/22
..... Doubles	2 vs. Michigan, 3/25/22
..... Triples	2 at UT Arlington, 3/5/22
..... Home Runs	3 vs. Iowa, 5/1/22
..... RBI	6 vs. Michigan, 3/25/22
..... Stolen Bases	1 (6x) last vs. Michigan State, 5/20/22

CAREER STATISTICS

Year	AVG	GP	GS	AB	R	H	2B	3B	HR	RBI	TB	SLG%	BB	HBP	SO	GDP	OB%	SF	SH	SB-ATT	PO	A	E	FLD%
2022	.303	49	45	178	28	54	11	4	4	28	85	.478	16	9	40	5	.387	1	0	6-9	67	1	1	.986
TOTAL	.303	49	45	178	28	54	11	4	4	28	85	.478	16	9	40	5	.387	1	0	6-9	67	1	1	.986



LEFT-HANDED PITCHER
**KYLE
PERRY 19**

CLASS: **Senior**
B/T: **L/L**
HOMETOWN: **Omaha, Neb.**
PREVIOUS SCHOOL: **Millard South**

SEASON HIGH


CATEGORY

CAREER HIGH

..... Innings	7.0 at Kansas State, 4/2/19
..... Runs	5 (3x) last at Sam Houston, 2/18/22
..... Earned Runs	5 (3x) last at Sam Houston, 2/18/22
..... Walks	5 at Sam Houston, 2/28/22
..... Strikeouts	9 vs. Air Force, 3/20/19

CAREER STATISTICS

Year	ERA	W	L	App	GS	CG	SHO	CBO	SV	IP	H	R	ER	BB	SO	2B	3B	HR	BF	B/Avg	WP	HBP	BK	SFA	SHA
2019	5.47	2	1	11	7	0	0	1	0	26.1	29	16	16	18	29	7	1	2	129	.282	2	6	1	1	1
2020	5.06	1	0	4	1	0	0	0	0	10.2	7	6	6	2	11	3	0	1	41	.179	0	0	0	0	0
2021	3.48	2	0	4	4	0	0	1	0	10.1	7	5	4	4	15	1	0	0	42	.184	1	0	0	0	0
2022	6.75	0	2	5	4	0	0	0	0	14.2	16	11	11	10	17	4	0	2	72	.276	1	3	0	0	1
TOTAL	5.37	5	3	24	16	0	0	2	0	62.0	59	38	37	34	72	15	1	5	284	.248	4	9	1	1	2



OUTFIELDER
LUKE SARTORI 21

CLASS: **Senior**
B/T: **R/R**
HOMETOWN: **Lincoln, Neb.**
PREVIOUS SCHOOL: **Hutchinson CC**

SEASON HIGH


CATEGORY

CAREER HIGH

.....	Hits 2 (4x) last at Minnesota, 5/6/22
.....	Runs 3 at Ohio State, 4/3/22
.....	Doubles 1 at Illinois, 5/14/22
.....	Triples
.....	Home Runs 1 at Ohio State, 4/3/22
.....	RBI 4 at Ohio State, 4/3/22
.....	Stolen Bases 1 (5x) last at Minnesota, 5/7/22

CAREER STATISTICS

Year	AVG	GP	GS	AB	R	H	2B	3B	HR	RBI	TB	SLG%	BB	HBP	SO	GDP	OB%	SF	SH	SB-ATT	PO	A	E	FLD%
2021	1.000	5	0	1	1	1	0	0	0	1	1	1.000	0	0	0	0	1.000	0	0	0-1	0	0	0	.000
2022	.192	41	20	73	19	14	1	0	1	9	18	.247	9	3	21	0	.306	0	2	5-5	50	1	0	1.000
TOTAL	.203	46	20	74	20	15	1	0	1	10	19	.257	9	3	21	0	.314	0	2	5-6	50	1	0	1.000



INFIELDER
BRYCE HUGHES 23

CLASS: **Junior**
B/T: **R/R**
HOMETOWN: **Channelview, Texas**
PREVIOUS SCHOOL: **Alvin CC**

SEASON HIGH

CATEGORY

CAREER HIGH

.....	Hits
.....	Runs
.....	Doubles
.....	Triples
.....	Home Runs
.....	RBI
.....	Stolen Bases

CAREER STATISTICS

Year	AVG	GP	GS	AB	R	H	2B	3B	HR	RBI	TB	SLG%	BB	HBP	SO	GDP	OB%	SF	SH	SB-ATT	PO	A	E	FLD%
------	-----	----	----	----	---	---	----	----	----	-----	----	------	----	-----	----	-----	-----	----	----	--------	----	---	---	------



LEFT-HANDED PITCHER
CALEB CLARK 24

CLASS: **Freshman**
B/T: **L/L**
HOMETOWN: **Orillia, Ontario**
PREVIOUS SCHOOL: **Orillia Secondary School**

SEASON HIGH

CATEGORY

CAREER HIGH

.....	Innings
.....	Runs
.....	Earned Runs
.....	Walks
.....	Strikeouts

CAREER STATISTICS

Year	ERA	W	L	App	GS	CG	SHO	CBO	SV	IP	H	R	ER	BB	SO	2B	3B	HR	BF	B/Avg	WP	HBP	BK	SFA	SHA
------	-----	---	---	-----	----	----	-----	-----	----	----	---	---	----	----	----	----	----	----	----	-------	----	-----	----	-----	-----



RIGHT-HANDED PITCHER

DREW CHRISTO 25

CLASS: **Sophomore**
 B/T: **L/R**
 HOMETOWN: **Elkhorn, Neb.**
 PREVIOUS SCHOOL: **Elkhorn**

SEASON HIGH


CATEGORY

CAREER HIGH

Innings.....	2.0 at Omaha, 4/6/22
Runs.....	5 vs. Rutgers, 4/10/22
Earned Runs.....	3 at Omaha, 4/6/22
Walks.....	3 vs. New Mexico State, 3/16/22
Strikeouts.....	2 (2x) last vs. Rutgers, 4/10/22

CAREER STATISTICS

Year	ERA	W	L	App	GS	CG	SHO	CBO	SV	IP	H	R	ER	BB	SO	2B	3B	HR	BF	B/Avg	WP	HBP	BK	SFA	SHA
2022	8.44	0	1	5	2	0	0	0	0	5.1	10	12	5	5	5	3	0	3	35	.370	1	2	0	0	0
TOTAL	8.44	0	1	5	2	0	0	0	0	5.1	10	12	5	5	5	3	0	3	35	.370	1	2	0	0	0



LEFT-HANDED PITCHER

JAKE BUNZ 27

CLASS: **Senior**
 B/T: **L/L**
 HOMETOWN: **Elkhorn, Neb.**
 PREVIOUS SCHOOL: **Hutchinson CC**

SEASON HIGH


CATEGORY

CAREER HIGH

Innings.....	4.0 (2x) last vs. Minnesota, 3/27/21
Runs.....	3 vs. Iowa, 3/14/21
Earned Runs.....	3 vs. Iowa, 3/14/21
Walks.....	3 (3x) last at Arkansas, 6/5/21
Strikeouts.....	5 (2x) last vs. Minnesota, 3/27/21

CAREER STATISTICS

Year	ERA	W	L	App	GS	CG	SHO	CBO	SV	IP	H	R	ER	BB	SO	2B	3B	HR	BF	B/Avg	WP	HBP	BK	SFA	SHA
2021	2.20	2	1	20	3	0	0	3	1	32.2	19	8	8	20	42	3	1	2	135	.168	3	1	0	0	1
2022	0.00	0	0	1	0	0	0	0	0	0.1	0	0	0	0	1	0	0	0	1	.000	0	0	0	0	0
TOTAL	2.18	2	1	21	3	0	0	3	1	33.0	19	8	8	20	43	3	1	2	136	.167	3	1	0	0	1



INFIELDER

BLAKE MOZLEY 28

CLASS: **Junior**
 B/T: **L/R**
 HOMETOWN: **Ozark, Mo.**
 PREVIOUS SCHOOL: **Johnson County CC**

SEASON HIGH


CATEGORY

CAREER HIGH

Hits.....	2 (3x) last at Evansville, 4/17/21
Runs.....	1 (10x) last at Evansville, 4/18/21
Doubles.....	1 (3x) last at Illinois State, 5/14/21
Triples.....	
Home Runs.....	
RBI.....	1 (8x) last at Illinois State, 5/16/21
Stolen Bases.....	

CAREER STATISTICS (2020-21 at Missouri State)

Year	AVG	GP	GS	AB	R	H	2B	3B	HR	RBI	TB	SLG%	BB	HBP	SO	GDP	OB%	SF	SH	SB-ATT	PO	A	E	FLD%
2020	.250	4	0	4	1	1	1	0	0	0	2	.500	0	0	1	0	.250	0	0	0-0	0	0	0	.000
2021	.286	33	19	77	9	22	2	0	0	8	24	.312	11	0	25	1	.375	0	1	0-0	13	39	2	.963
TOTAL	.284	37	19	81	10	23	3	0	0	8	26	.321	11	0	26	1	.370	0	1	0-0	13	39	2	.963



LEFT-HANDED PITCHER
WILL WALSH 30

CLASS: **Redshirt Sophomore**
B/T: **R/L**
HOMETOWN: **Leawood, Kan.**
PREVIOUS SCHOOL: **Rockhurst**

SEASON HIGH

CATEGORY

CAREER HIGH

.....	Hits
.....	Runs
.....	Doubles
.....	Triples
.....	Home Runs
.....	RBI
.....	Stolen Bases

CAREER STATISTICS

Year	AVG	GP	GS	AB	R	H	2B	3B	HR	RBI	TB	SLG%	BB	HBP	SO	GDP	OB%	SF	SH	SB-ATT	PO	A	E	FLD%
2022	.000	2	0	2	0	0	0	0	0	0	0	.000	0	0	2	0	.000	0	0	0-0	0	0	0	.000
TOTAL	.000	2	0	2	0	0	0	0	0	0	0	.000	0	0	2	0	.000	0	0	0-0	0	0	0	.000

Year	ERA	W	L	App	GS	CG	SHO	CBO	SV	IP	H	R	ER	BB	SO	2B	3B	HR	BF	B/Avg	WP	HBP	BK	SFA	SHA
2022	13.50	0	0	1	0	0	0	0	0	0.2	3	1	1	0	1	0	0	0	5	.600	1	0	0	0	0
TOTAL	13.50	0	0	1	0	0	0	0	0	0.2	3	1	1	0	1	0	0	0	5	.600	1	0	0	0	0



RIGHT-HANDED PITCHER
CJ HOOD 32

CLASS: **Sophomore**
B/T: **R/R**
HOMETOWN: **Hickman, Neb.**
PREVIOUS SCHOOL: **Norris**

SEASON HIGH

CATEGORY

CAREER HIGH

.....	Innings	1.1 (2x) last vs. North Dakota State, 4/20/22
.....	Runs	4 vs. Rutgers, 4/10/22
.....	Earned Runs	4 vs. Rutgers, 4/10/22
.....	Walks	2 (3x) last vs. North Dakota State, 4/20/22
.....	Strikeouts	3 vs. Texas A&M-CC, 3/20/22

CAREER STATISTICS

Year	ERA	W	L	App	GS	CG	SHO	CBO	SV	IP	H	R	ER	BB	SO	2B	3B	HR	BF	B/Avg	WP	HBP	BK	SFA	SHA
2022	4.26	2	0	18	0	0	0	0	1	12.2	8	8	6	13	12	4	0	1	58	.200	5	2	0	3	0
TOTAL	4.26	2	0	18	0	0	0	0	1	12.2	8	8	6	13	12	4	0	1	58	.200	5	2	0	3	0



LEFT-HANDED PITCHER
JACKSON BROCKETT 33

CLASS: **Sophomore**
B/T: **L/L**
HOMETOWN: **Omaha, Neb.**
PREVIOUS SCHOOL: **Buford (Ga.)**

SEASON HIGH


CATEGORY

CAREER HIGH

.....	Innings	5.1 at Minnesota, 5/8/22
.....	Runs	4 vs. K-State, 4/26/22
.....	Earned Runs	4 vs. K-State, 4/26/22
.....	Walks	3 vs. K-State, 4/26/22
.....	Strikeouts	7 at Minnesota, 5/8/22

CAREER STATISTICS

Year	ERA	W	L	App	GS	CG	SHO	CBO	SV	IP	H	R	ER	BB	SO	2B	3B	HR	BF	B/Avg	WP	HBP	BK	SFA	SHA
2022	5.23	0	1	12	5	0	0	0	0	31.0	28	19	18	15	29	5	2	3	138	.237	5	4	0	1	0
TOTAL	5.23	0	1	12	5	0	0	0	0	31.0	28	19	18	15	29	5	2	3	138	.237	5	4	0	1	0



RIGHT-HANDED PITCHER

BRETT SEARS 34

CLASS: **Junior**
 B/T: **R/R**
 HOMETOWN: **Westphalia, Iowa**
 PREVIOUS SCHOOL: **Iowa Central CC**

SEASON HIGH

CATEGORY

CAREER HIGH

.....	Innings	7.0 (2x) last vs. South Dakota State, 3/26/21
.....	Runs	10 vs. Oral Roberts, 4/2/21
.....	Earned Runs	10 vs. Oral Roberts, 4/2/21
.....	Walks	5 (2x) last vs. Omaha, 5/20/21
.....	Strikeouts	5 (2x) last vs. Omaha, 5/20/21

CAREER STATISTICS (2020-21 at Western Illinois)

Year	ERA	W	L	App	GS	CG	SHO	CBO	SV	IP	H	R	ER	BB	SO	2B	3B	HR	BF	B/Avg	WP	HBP	BK	SFA	SHA
2020	12.27	0	1	3	2	0	0	0	0	7.1	13	10	10	6	6	3	0	1	45	.99000	1	6	0	0	1
2021	5.91	2	4	8	8	1	1	0	0	42.2	52	32	28	22	25	17	0	2	202	.99000	2	3	1	2	2
TOTAL	6.84	2	5	11	10	1	1	0	0	50.0	65	42	38	28	31	20	0	3	247	.99000	3	9	1	2	3



RIGHT-HANDED PITCHER

BRANDON LUNDQUIST 36

CLASS: **Freshman**
 B/T: **R/R**
 HOMETOWN: **Elkhorn, Neb.**
 PREVIOUS SCHOOL: **Millard North**

SEASON HIGH

CATEGORY

CAREER HIGH

.....	Innings	
.....	Runs	
.....	Earned Runs	
.....	Walks	
.....	Strikeouts	

CAREER STATISTICS

Year	ERA	W	L	App	GS	CG	SHO	CBO	SV	IP	H	R	ER	BB	SO	2B	3B	HR	BF	B/Avg	WP	HBP	BK	SFA	SHA
------	-----	---	---	-----	----	----	-----	-----	----	----	---	---	----	----	----	----	----	----	----	-------	----	-----	----	-----	-----



LEFT-HANDED PITCHER

EMMETT OLSON 38

CLASS: **Junior**
 B/T: **L/L**
 HOMETOWN: **Des Plaines, Ill.**
 PREVIOUS SCHOOL: **Maine West**

SEASON HIGH

CATEGORY

CAREER HIGH

.....	Innings	7.0 (2x) last vs. Michigan State, 5/20/22
.....	Runs	6 at Indiana, 4/23/22
.....	Earned Runs	4 at Minnesota, 5/7/22
.....	Walks	4 at Minnesota, 5/7/22
.....	Strikeouts	7 (2x) last vs. Michigan State, 5/20/22

CAREER STATISTICS

Year	ERA	W	L	App	GS	CG	SHO	CBO	SV	IP	H	R	ER	BB	SO	2B	3B	HR	BF	B/Avg	WP	HBP	BK	SFA	SHA
2021	4.50	1	0	10	0	0	0	0	0	12.0	13	9	6	6	16	0	0	1	57	.255	1	0	0	0	0
2022	2.86	3	3	19	8	1	0	1	1	66.0	61	36	21	16	65	13	1	6	280	.238	5	5	0	2	1
TOTAL	3.12	4	3	29	8	1	0	1	1	78.0	74	45	27	22	81	13	1	7	337	.241	6	5	0	2	1



RIGHT-HANDED PITCHER
CORBIN HAWKINS 39

CLASS: **Sophomore**
 B/T: **R/R**
 HOMETOWN: **Omaha, Neb.**
 PREVIOUS SCHOOL: **Millard West**

SEASON HIGH


CATEGORY

CAREER HIGH

.....Innings.....	1.2 at Indiana, 4/23/22
.....Runs.....	6 vs. Texas A&M-CC, 3/20/22
.....Earned Runs.....	4 vs. Texas A&M-CC, 3/20/22
.....Walks.....	1 (2x) last vs. Omaha, 4/27/22
.....Strikeouts.....	2 (2x) last vs. Omaha, 4/27/22

CAREER STATISTICS

Year	ERA	W	L	App	GS	CG	SHO	CBO	SV	IP	H	R	ER	BB	SO	2B	3B	HR	BF	B/Avg	WP	HBP	BK	SFA	SHA
2022	6.97	0	2	13	0	0	0	0	0	10.1	15	14	8	2	11	2	1	2	51	.313	0	1	0	0	0
TOTAL	6.97	0	2	13	0	0	0	0	0	10.1	15	14	8	2	11	2	1	2	51	.313	0	1	0	0	0



LEFT-HANDED PITCHER
JC GUTIERREZ 41

CLASS: **Freshman**
 B/T: **L/L**
 HOMETOWN: **La Joya, Texas**
 PREVIOUS SCHOOL: **La Joya**

SEASON HIGH

CATEGORY

CAREER HIGH

.....Innings.....	
.....Runs.....	
.....Earned Runs.....	
.....Walks.....	
.....Strikeouts.....	

CAREER STATISTICS

Year	ERA	W	L	App	GS	CG	SHO	CBO	SV	IP	H	R	ER	BB	SO	2B	3B	HR	BF	B/Avg	WP	HBP	BK	SFA	SHA
------	-----	---	---	-----	----	----	-----	-----	----	----	---	---	----	----	----	----	----	----	----	-------	----	-----	----	-----	-----



LEFT-HANDED PITCHER
JALEN WORTHLEY 42

CLASS: **Freshman**
 B/T: **L/L**
 HOMETOWN: **Lincoln, Neb.**
 PREVIOUS SCHOOL: **Lincoln East**

SEASON HIGH

CATEGORY

CAREER HIGH

.....Innings.....	
.....Runs.....	
.....Earned Runs.....	
.....Walks.....	
.....Strikeouts.....	

CAREER STATISTICS

Year	ERA	W	L	App	GS	CG	SHO	CBO	SV	IP	H	R	ER	BB	SO	2B	3B	HR	BF	B/Avg	WP	HBP	BK	SFA	SHA
------	-----	---	---	-----	----	----	-----	-----	----	----	---	---	----	----	----	----	----	----	----	-------	----	-----	----	-----	-----



RIGHT-HANDED PITCHER
AUSTIN BERGGREN 43

CLASS: **Freshman**
 B/T: **R/R**
 HOMETOWN: **Olathe, Kan.**
 PREVIOUS SCHOOL: **Olathe East**

SEASON HIGH

CATEGORY

CAREER HIGH

.....	Innings
.....	Runs
.....	Earned Runs
.....	Walks
.....	Strikeouts

CAREER STATISTICS

Year	ERA	W	L	App	GS	CG	SHO	CBO	SV	IP	H	R	ER	BB	SO	2B	3B	HR	BF	B/Avg	WP	HBP	BK	SFA	SHA
------	-----	---	---	-----	----	----	-----	-----	----	----	---	---	----	----	----	----	----	----	----	-------	----	-----	----	-----	-----



OUTFIELDER
GABE SWANSEN 44

CLASS: **Sophomore**
 B/T: **R/R**
 HOMETOWN: **Johnston, Iowa**
 PREVIOUS SCHOOL: **Johnston**

SEASON HIGH

CATEGORY

CAREER HIGH

.....	Hits	2 at Indiana, 4/24/22
.....	Runs	2 (2x) last vs. Iowa, 5/1/22
.....	Doubles	1 at Minnesota, 5/8/22
.....	Triples	
.....	Home Runs	1 at Indiana, 2/24/22
.....	RBI	3 at Indiana, 2/24/22
.....	Stolen Bases	

CAREER STATISTICS

Year	AVG	GP	GS	AB	R	H	2B	3B	HR	RBI	TB	SLG%	BB	HBP	SO	GDP	OB%	SF	SH	SB-ATT	PO	A	E	FLD%
2022	.154	20	9	39	6	6	1	0	1	6	10	.256	5	1	9	2	.267	0	0	0-0	3	0	1	.750
TOTAL	.154	20	9	39	6	6	1	0	1	6	10	.256	5	1	9	2	.267	0	0	0-0	3	0	1	.750



CATCHER
ZACH JOHNSON 46

CLASS: **Junior**
 B/T: **R/R**
 HOMETOWN: **Omaha, Neb.**
 PREVIOUS SCHOOL: **Southeast CC**

SEASON HIGH

CATEGORY

CAREER HIGH

.....	Hits
.....	Runs
.....	Doubles
.....	Triples
.....	Home Runs
.....	RBI
.....	Stolen Bases

CAREER STATISTICS

Year	AVG	GP	GS	AB	R	H	2B	3B	HR	RBI	TB	SLG%	BB	HBP	SO	GDP	OB%	SF	SH	SB-ATT	PO	A	E	FLD%
------	-----	----	----	----	---	---	----	----	----	-----	----	------	----	-----	----	-----	-----	----	----	--------	----	---	---	------



RIGHT-HANDED PITCHER
SAM NOVOTNY 48

CLASS: **Freshman**
B/T: **R/R**
HOMETOWN: **Omaha, Neb.**
PREVIOUS SCHOOL: **Millard West**

SEASON HIGH

CATEGORY

CAREER HIGH

.....	Innings
.....	Runs
.....	Earned Runs
.....	Walks
.....	Strikeouts

CAREER STATISTICS

Year	ERA	W	L	App	GS	CG	SHO	CBO	SV	IP	H	R	ER	BB	SO	2B	3B	HR	BF	B/Avg	WP	HBP	BK	SFA	SHA
------	-----	---	---	-----	----	----	-----	-----	----	----	---	---	----	----	----	----	----	----	----	-------	----	-----	----	-----	-----



RIGHT-HANDED PITCHER
WILL RIZZO 49

CLASS: **Redshirt Freshman**
B/T: **R/R**
HOMETOWN: **The Woodlands, Texas**
PREVIOUS SCHOOL: **Texas A&M**

SEASON HIGH


CATEGORY

CAREER HIGH

.....	Innings
.....	Runs
.....	Earned Runs
.....	Walks
.....	Strikeouts

CAREER STATISTICS

Year	ERA	W	L	App	GS	CG	SHO	CBO	SV	IP	H	R	ER	BB	SO	2B	3B	HR	BF	B/Avg	WP	HBP	BK	SFA	SHA
------	-----	---	---	-----	----	----	-----	-----	----	----	---	---	----	----	----	----	----	----	----	-------	----	-----	----	-----	-----



RIGHT-HANDED PITCHER
MASON ORNELAS 51

CLASS: **Senior**
B/T: **R/R**
HOMETOWN: **Fort Worth, Texas**
PREVIOUS SCHOOL: **Texas A&M**


SEASON HIGH

CATEGORY

CAREER HIGH

.....	Innings	4.1 at Illinois, 5/13/22
.....	Runs	5 vs. Auburn, 5/16/21
.....	Earned Runs	4 (2x) last vs. Texas A&M-CC, 3/20/22
.....	Walks	3 vs. Mississippi State, 5/1/21
.....	Strikeouts	6 (2x) last vs. Alabama, 4/10/21

Year	ERA	W	L	App	GS	CG	SHO	CBO	SV	IP	H	R	ER	BB	SO	2B	3B	HR	BF	B/Avg	WP	HBP	BK	SFA	SHA
2020	1.08	1	0	7	0	0	0	0	0	8.1	3	1	1	1	13	0	0	1	29	-	0	0	0	0	0
2021	5.11	3	2	18	1	0	0	0	0	37.0	39	25	21	12	42	9	0	3	163	-	3	4	0	0	4
2022	5.31	2	0	17	1	0	0	0	1	39.0	37	27	23	20	26	9	1	5	172	.257	6	3	0	2	3
TOTAL	4.80	6	2	42	2	0	0	0	1	84.1	79	53	45	33	81	18	1	9	364	-	9	7	0	2	7



RIGHT-HANDED PITCHER
MICHAEL GARZA 52

CLASS: **Senior**
B/T: **R/R**
HOMETOWN: **Corpus Christi, Texas**
PREVIOUS SCHOOL: **Incarnate Word**

SEASON HIGH


CATEGORY

CAREER HIGH

.....	Innings 8.0 at McNeese, 4/10/21
.....	Runs 9 at Houston Baptist, 4/29/22
.....	Earned Runs 8 at Houston Baptist, 4/29/22
.....	Walks 6 (2x) last at Texas, 3/18/22
.....	Strikeouts 10 (2x) last at McNeese, 5/19/22

CAREER STATISTICS (2019-22 at Incarnate Word)

Year	ERA	W	L	App	GS	CG	SHO	CBO	SV	IP	H	R	ER	BB	SO	2B	3B	HR	BF	B/Avg	WP	HBP	BK	SFA	SHA
2019	6.16	0	1	10	4	0	0	0	0	19.0	25	16	13	8	16	6	1	4	95	-	3	4	0	1	0
2020	4.34	1	2	8	3	0	0	0	0	18.2	18	11	9	4	23	2	2	1	80	-	4	3	1	0	3
2021	5.58	3	4	19	8	1	0	0	6	61.1	75	47	38	19	59	13	0	7	279	-	3	5	2	4	2
2022	5.79	5	5	13	13	0	0	0	0	73.0	83	53	47	26	81	14	3	8	325	-	2	4	1	3	2
TOTAL	5.60	9	12	50	28	1	0	0	6	172.0	201	127	107	57	179	35	6	20	779	-	12	16	4	8	7



RIGHT-HANDED PITCHER
JACE KAMINSKA 55

CLASS: **Junior**
B/T: **R/R**
HOMETOWN: **Caney, Kan.**
PREVIOUS SCHOOL: **Wichita State**

SEASON HIGH


CATEGORY

CAREER HIGH

.....	Innings 9.0 vs. Houston, 4/10/21
.....	Runs 7 vs. USF, 5/14/21
.....	Earned Runs 7 vs. USF, 5/14/21
.....	Walks 4 (2x) last vs. UCF, 4/22/22
.....	Strikeouts 12 at Houston, 4/1/22

CAREER STATISTICS (2021-22 at Wichita State)

Year	ERA	W	L	App	GS	CG	SHO	CBO	SV	IP	H	R	ER	BB	SO	2B	3B	HR	BF	B/Avg	WP	HBP	BK	SFA	SHA
2021	2.32	8	1	12	10	2	0	0	0	62.0	51	18	16	19	51	7	0	7	264	-	4	11	0	1	4
2022	5.49	3	9	15	12	0	0	0	0	78.2	80	52	48	29	86	17	1	7	345	-	5	8	0	5	4
TOTAL	4.09	11	10	27	22	2	0	0	0	140.2	131	70	64	48	137	24	1	14	609	-	9	19	0	6	8



UTILITY
CHARLIE FISCHER 99

CLASS: **Senior**
B/T: **L/L**
HOMETOWN: **Edina, Minn.**
PREVIOUS SCHOOL: **Southern Miss**

SEASON HIGH

CATEGORY

CAREER HIGH

.....	Hits 4 (2x) last at Rice, 5/2/21
.....	Runs 3 vs. UAB, 4/11/21
.....	Doubles 2 (4x) last at Rice, 5/2/21
.....	Triples 1 (2x) last at Middle Tennessee, 5/20/22
.....	Home Runs 1 (9x) last at FAU, 5/16/21
.....	RBI 3 (5x) last at Rice, 4/30/21
.....	Stolen Bases

CAREER STATISTICS (2019-22 at Southern Miss)

Year	AVG	GP	GS	AB	R	H	2B	3B	HR	RBI	TB	SLG%	BB	HBP	SO	GDP	OB%	SF	SH	SB-ATT	PO	A	E	FLD%
2019	.182	9	1	11	0	2	1	0	0	1	3	.273	1	0	5	0	.250	0	0	0-0	0	0	0	.000
2020	.322	16	16	59	10	19	5	1	2	14	32	.542	7	2	12	0	.400	2	0	0-0	0	0	0	.000
2021	.304	55	53	171	29	52	11	0	7	37	84	.491	46	8	53	9	.467	2	0	0-0	0	0	0	.000
2022	.167	21	13	48	5	8	3	1	0	4	13	.271	6	4	20	1	.310	0	0	0-0	7	0	0	1.000
TOTAL	.280	101	83	289	44	81	20	2	9	56	132	.457	60	14	90	10	.422	4	0	0-0	7	0	0	1.000

LAST TIME A NEBRASKA HITTER HAD...

4 Hits in a Game:..... Max Anderson (4) vs. Michigan State (5/21/22)
Consecutive 4-Hit Games:..... Ben Miller (4 & 4) vs. Maryland (4/8-9/17)
5 Hits in a Game:..... Gunner Hellstrom (5) at Rutgers (4/21/18)
6 Hits in a Game:..... Steve Edlefsen (6) vs. Iowa (4/11/06)

2 Hits in an Inning:..... Brice Matthews (1B/1B), at Ohio State (4/3/22)
2 Extra-Base Hits in an Inning:..... Cam Chick (HR/2B) vs. Minnesota (3/28/21)

7 At Bats in a Game:..... C. Chick/G. Everitt/M. Anderson (7) at Minnesota (5/7/22)
8 At Bats in a Game:..... DJ Belfonte (8) at UL-Lafayette (15 inn.) (2/20/08)
9 At Bats in a Game:..... P. Kelly/C. Christensen (9) vs. Northwestern (16 inn.) (3/29/13)

4 Runs in a Game:..... Cam Chick (4) at Ohio State (4/3/22)
5 Runs in a Game:..... Steve Edlefsen at Iowa (4/11/06)
6 Runs in a Game:..... Craig Moore vs. Chicago State (3/16/99)

3 Doubles in a Game:..... Joe Acker (3) vs. Maryland (4/9/21)

2 Triples in a Game:..... Garrett Anglim (2) at UT Arlington (3/5/22)
2 Triples in Consecutive Games:..... Blake Headley vs. Northern Colo. (3/10-11/15)

2 HRs in a Game:..... Max Anderson vs. Michigan State (5/21/22)
3 HRs in a Game:..... Garrett Anglim vs. Iowa (DH 1) (5/1/22)
2 HRs in an Inning:..... C. Ledbetter/B. Fusilier vs. SDSU (4th inn.) (3/13/05)
HRs in Consecutive At Bats:..... Garrett Anglim vs. Iowa (3) (5/1/22)
HRs in Consecutive Innings:..... Garrett Anglim vs. Iowa (1st, 2nd, 3rd) (5/1/22)
Grand Slam:..... Colby Gomes at Illinois (5/15/22)
A Pinch-Hit Home Run:..... Ty Roseberry vs. Purdue (4/6/19)
An Inside-the-Park Home Run:..... Joe Acker vs. Rutgers (4/30/21)
An Inside-the-Park Grand Slam:..... Jaxon Hallmark at Kansas State (4/2/19)
Led Off Game with Home Run (Away):..... Cam Chick at Baylor (2/15/20)
Led Off Game with Home Run (Home):..... Cam Chick vs. BYU (4/16/22)
A Walk-Off Home Run to Win a Game:..... Steven Reveles vs. Loyola Marymount (3/11/16)
Had a Homer and a Win, Same Game:..... Ben Miller vs. Creighton (4/4/17)
Homered in First Career At-Bat:..... Max Anderson vs. Purdue (3/5/21)
Homered in First Career Game:..... Max Anderson vs. Purdue (3/5/21)
Freshman Homered in First Career Game:..... Max Anderson vs. Purdue (3/5/21)
Back-to-Back Multi-HR Games:..... Scott Schreiber vs. Penn State & at Creighton (5/15-17/16)
Homered in Three-Straight Games:..... Cam Chick (3) (vs. BYU & NDSU) (4/15-20/22)

Hit For the Cycle:..... Steve Edlefsen at Iowa (4/11/06)

6 RBI in a Game:..... Garrett Anglim vs. Michigan (3/25/22)
7 RBI in a Game:..... Josh Scheffert (7) at Ohio State (4/15/12)
8 RBI in a Game:..... Adam Bailey (8) vs. Creighton (5/18/10)
9 or more RBI in a Game:..... Craig Moore (10) vs. Chicago State (3/16/99)

10 or More Total Bases:..... Max Anderson (11) vs. Michigan State (5/21/22)

4 Walks in a Game:..... Cam Chick (5) at Ohio State (4/3/22)
5 Walks in a Game:..... Cam Chick at Ohio State (4/3/22)

5 Strikeouts in a Game:..... Kurt Farmer vs. UCLA (3/5/11)

3 Stolen Bases:..... Jaxon Hallmark (3) at Rutgers (5/9/21)
4 Stolen Bases:..... John Cole vs. Texas-San Antonio (2/26/00)
Stole Home:..... Brice Matthews at Illinois (4/4/21)
3 HBP in a Game:..... Core Jackson (3) at Indiana (4/24/22)

4 Sacrifice Bunts in Game:..... Andrew Sawyers vs. Kansas State, April 4, 1998 (NCAA Record)

LAST TIME A NEBRASKA PITCHER HAD...

An Individual No-Hitter - 9 Innings:..... Richard Geier vs. Kansas (4/20/54)
An Individual No-Hitter - 7 Innings:..... Anthony Kelley vs. Oklahoma (4/5/81)
Note: Nate Fisher pitched 8.0 no-hit innings on March 9, 2019 at Baylor (not complete game)

A Combined No-Hitter:..... K. Kubat (5.0), T. Niederklein (2.1), D. Vogt (1.2) vs. Arkansas (4/16/13)

A 2-Hit Game (individual):..... Matt Waldron vs. Michigan State (DH 1) (3/22/19)
A 1-Hit Game (individual):..... Michael Mariot vs. Houston Baptist (Game 2) (3/13/10)
A 1-Hit Game (combined):..... Koty Frank (6.2), Tyler Martin (1.1), Braxton Bragg (1.0) vs. BYU (4/14/22)

Picked off Two Base Runners in an Inning:..... Aaron Bummer at The Citadel (3/1/14)

A Complete Game - 9 innings:..... Shay Schanaman vs. Northwestern State (3/5/22)
A Complete Game - less than 9 inn.:..... Emmett Olson vs. Iowa (7 Inn.) (5/1/22)
A Complete Game by a Freshman:..... Matt Waldron (9 inn.) vs. Penn State (5/14/16)
A Complete Game by a Freshman - 9 inn.:..... Matt Waldron vs. Penn State (5/14/16)
Consecutive Complete Games - 9 inn.:..... C. DeLeon vs. Ohio State & Minn. (4/4-12/14)

A Complete-Game Shutout - 9 Inn.:..... Shay Schanaman vs. Northwestern State (3/5/22)
A Complete-Game Shutout - less than 9 inn.:..... Tom Lemke (7 inn.) vs. Oklahoma (3/28/10)
Consecutive Shutouts:..... Shane Komine vs. Iowa State & at Texas (4/28-5/6/00)
A Complete-Game Shutout by a Freshman:..... Matt Waldron vs. Penn State (5/14/16)

Immaculate Inning:..... Cade Povich vs. Michigan (1st Inning) (5/28/21)
A Three-Pitch Inning:..... Colton Howell vs. Northwestern (4/19/14)

Hit 4 or More Batters in a Game:..... Matt Freeman (4) vs. No. Colorado (3/24/09)
Hit 5 or More Batters in a Game:..... Shane Komine (5) vs. Nicholls State (2/19/99)

10 Strikeouts in a Game:..... Koty Frank (10) vs. Northwestern State (3/4/22)
10+ Strikeouts in a Game:..... Shay Schanaman (11) vs. Maryland (4/11/21)
15+ Strikeouts in a Game:..... Joba Chamberlain (15) vs. New Mexico (2/25/05)

Struck out 4 Batters in an Inning:..... Michael Mariot (6th inn.) vs. Texas A&M (4/30/10)

Lost a Game Without Giving Up an Earned Run:..... Shay Schanaman vs. BYU (4/15/22)

LAST TIME NEBRASKA HAD...

25+ Runs:..... 50 vs. Chicago State (3/16/99)
 20+ Runs:..... 21 at UC Riverside (2/15/99)
 10 Runs in an Inning:..... 11 at Baylor (1st) (2/14/20)
 20+ Hits:..... 20 at Indiana (4/24/22)
 Every Husker Starter Had a Hit:..... at Indiana (4/24/22)
 Every Husker Starter Scored a Run:..... at Indiana (4/24/22)
 Every Husker Starter Had a Hit and Scored a Run:..... at Indiana (4/24/22)
 0 Strikeouts on Offense:..... vs. UNLV (3/30/14)
 0 Walks on Offense:..... vs. TCU (2/27/22)
 10+ Doubles:..... vs. Creighton (11) (5/18/10)
 9+ Doubles:..... vs. Creighton (11) (5/18/10)
 8+ Doubles:..... vs. Louisiana Tech (8) (3/16/12)
 7+ Doubles:..... vs. Louisiana Tech (8) (3/16/12)
 3 Consecutive Doubles:..... M. Waldron, J. Acker, M. Hagege at Cal Poly (3/25/17)
 3 Triples:..... at UT Arlington (3) (3/5/22)
 9 HRs:..... vs. Chicago State, March 16, 1999
 6 HRs:..... vs. Southern Utah (1) (3/6/01)
 5 HRs:..... at Arizona State (3/1/20)
 Back-to-Back Homers:..... S. Schwellenbach/C. Chick (5th inn.) at Illinois (4/3/21)
 3 Consecutive Homers:..... J. Dalton/D. Erstad/D. Dukart vs. Iowa State (5/15/94)
 2 Homers in an Inning:..... G. Anglim/B. Matthews (1st inn.) vs. Iowa (4/29/22)
 3 Homers in an Inning:..... C. Chick/M. Anderson/J. Steil (3rd inn.) at Iowa (3/20/21)
 3 Triples:..... at UT Arlington (3) (3/5/22)
 2 Grand Slams in a Game:..... Dan Wright/Jeff Leise vs. Western Illinois (4/19/00)
 Grand Slams in Back-to-Back Games:..... M. Anderson/L. Sartori at Ohio State (4/2-3/22)
 10+ Stolen Bases:..... 10 vs. Peru State (5/6/96)
 7+ Stolen Bases:..... 7 vs. Kansas State (4/26/22)
 Rallied from a 10-run deficit:..... vs. North Dakota (Trailed 10-0, won 11-10) (3/30/10)
 Rallied from a deficit of 7 runs/greater:..... vs. Ohio State (Trailed 9-2, won 11-9) (5/22/21)
 Rallied from a deficit of 6 runs/greater:..... vs. Ohio State (Trailed 9-2, won 11-9) (5/22/21)
 Rallied from a deficit of 5 runs/greater:..... vs. Ohio State (Trailed 9-2, won 11-9) (5/22/21)
 Was shut out – General:..... vs. Iowa (1-0) (4/29/22)
 Was shut out – At Home:..... vs. Iowa (1-0) (4/29/22)
 Was shut out – On the Road:..... at Iowa (3-0) (3/19/21)
 Held to 2 or fewer hits:..... 2 vs. Iowa (4/29/22)
 Swept a Conference Series:..... at Ohio State (3-0) (4/1-3/22)
 Were Swept in a Conference Series:..... Rutgers (0-3) (4/8-10/22)
 Were Swept in a Conference Series at Home: Rutgers (0-3), April 8-10, 2022
 Allowed 2 hits or less:..... vs. Maryland (2) (4/11/21)
 Walked 10+:..... at Arkansas (10) (6/5/21)
 Walked 15+:..... Wichita State (17) (3/18/16)
 Struck out 15+ Batters:..... vs. Columbia (16 in 9 inn.) (3/6/20)
 Struck out 30+ in a 3-Game Series:..... at Minnesota (31 in 3 games) (5/6-8/22)
 Walk-Off Win:..... Griffin Everitt, 6-5 vs. Omaha (9 inn.) (3/14/22)
 2-Straight Walk-Off Wins:..... Pat Kelly (Illinois) & Tanner Lubach (Ohio St.) (3/17-21/14)
 2-Straight Complete Games:..... Chance Sinclair & Aaron Bummer (Ohio State) (4/4-5/14)
 3-Straight Complete Games:..... C. DeLeon, C. Sinclair & A. Bummer (Ohio St.), (4/4-6/14)
 A Player Ejection:..... Michael Pritchard vs. UC Irvine (DH 1) (3/15/14)
 A Head Coach Ejection:..... Will Bolt vs. TCU (2/27/22)
 An Assistant Coach Ejection:..... Eric Newman vs. Kansas (4/20/08)
 Turned a Triple Play:..... vs. Northern Colorado (3/27/07)
 Had a Triple Play Turned Against:..... vs. Michigan State (5/13/17)
 7 Errors in a Game:..... vs. Kansas State (3/11/97)
 6 Errors in a Game:..... vs. Michigan (6) (5/25/19)
 5 Errors in a Game:..... vs. Michigan (6) (5/25/19)
 Scored in every inning (9 inn.):..... vs. Texas Tech (W, 12-8) (5/23/02)
 Lost a game without giving up an earned run:..... vs. BYU (Lost 3-2) (4/25/22)

LAST TIME A NEBRASKA OPPONENT HAD...

4 Hits in a Game:..... Danny Doligale (4), at Illinois (5/13/22)
 5 Hits in a Game:..... Max Puls (5), vs. Texas A&M-CC (3/20/22)
 7 RBI in a Game:..... Lee Leskowski (7), Missouri (4/14/02)
 Hit for the Cycle:..... Ross Kivett (HR-3B-2B-1B), at Kansas State (3/26/14)
 2 Home Runs:..... Chris Brito (2), vs. Rutgers (4/10/22)
 3 Home Runs:..... Jeff Larish, Arizona State (6/21/05)
 3 Home Runs in a Series:..... Ryan Lasko, vs. Rutgers (4/8-10/22)
 A Grand Slam:..... Danny DiGeorgio, vs. Rutgers (4/10/22)
 2 Grand Slams in a Game:..... at Wichita State (3/2/18)
 3 Grand Slams in a Series:..... at Wichita State (3/2-4/18)
 Back-to-Back Homers:..... M. Frey/J. Obertop/T. Burton/T. Flores (5th inn.), vs. Michigan (3/25/22)
 Back-to-Back-to-Back Homers:..... Michigan (5th inn.) (3/25/22)
 Back-to-Back-to-Back-to-Back Homers:..... Michigan (5th inn.) (3/25/22)
 A Walk-Off Homer:..... Eli Wilson at Minnesota (3/29/19)
 Team Hit 9 HR in a Game:..... at Missouri (4/1/98)
 10+ Runs in an Inning:..... Rutgers (10 in the 7th) (4/10/22)
 20+ Hits in a Game:..... vs. Texas A&M-Corpus Christi (23) (3/20/22)
 Stole Home:..... Bobby Whalen, at Indiana (4/23/22)
 A One-Hitter:..... Matt Smith, Oklahoma State (4/24/98)
 A No-Hitter:..... Jim Maddock, Missouri (13-0) (5/3/81)
 A Complete Game (9 innings):..... Adam Mazur, vs. Iowa (4/29/22)
 10 Strikeouts in a Game:..... Isaiah Coupet (14) at Ohio State (4/1/22)
 Walk-Off Win:..... at Illinois, 5-4 (Single + Fielding error in 9th) (5/15/22)
 Two Walk-Off Wins in a Series:..... at Minnesota [Games 1 (HR) & 3 (WP)] (3/29-31/19)
 7 Errors in a Game:..... vs. Northwestern (7) (3/31/13)



0
Cayden Brumbaugh
So. • INF



1
Luke Jessen
So. • OF



2
Casey Burnham
Gr. • OF



4
Max Anderson
Jr. • INF



5
Josh Caron
So. • C



8
Shay Schanaman
Gr. • RHP



9
Efrý Cervantes
Sr. • INF



10
Ben Columbus
Jr. • C



11
Daniel Young
RJR. • OF



12
Cole Evans
Jr. • OF



13
Mikey Pauley
Fr. • INF



14
Brice Matthews
Jr. • INF



15
Dylan Carey
Fr. • INF



16
Griffin Everitt
Sr. • C



17
Hayden Lewis
Fr. • OF



18
Garrett Anglim
RSo. • OF



19
Kyle Perry
Gr. • LHP



21
Luke Sartori
Sr. • OF



23
Bryce Hughes
Jr. • INF



24
Caleb Clark
Fr. • LHP



25
Drew Christo
So. • RHP



27
Jake Bunz
Sr. • LHP



28
Blake Mozley
Jr. • INF



30
Will Walsh
RSo. • 1B/LHP



32
CJ Hood
So. • RHP



33
Jackson Brockett
So. • LHP



34
Brett Sears
Jr. • RHP




36
Brandon Lundquist
Fr. • RHP



38
Emmett Olson
Jr. • LHP



39
Corbin Hawkins
So. • RHP



41
JC Gutierrez
Fr. • LHP



42
Jan Worthley
Fr. • LHP



43
Austin Berggren
Fr. • RHP




44
Gabe Swansen
So. • OF



46
Zach Johnson
Jr. • C



48
Sam Novotny
Fr. • RHP



49
Will Rizzo
RJR. • RHP



51
Mason Ornelas
Gr. • RHP



52
Michael Garza
Gr. • RHP



54
Trey Frahm
Jr. • RHP



55
Jace Kaminska
Jr. • RHP



99
Charlie Fischer
Gr. • UTIL



Will Bolt
Head Coach



Jeff Christy
Assistant Coach



Lance Harvell
Assistant Coach



Danny Marcuzzo
Volunteer Assistant