



NEBRASKA BASEBALL

3 CWS APPEARANCES | 17 NCAA TOURNAMENTS
12 CONFERENCE CHAMPIONS | 103 MLB DRAFT PICKS

2022 SCHEDULE

Date	Opponent	Time (CT)/Result
Feb. 18	at Sam Houston	L, 8-5
Feb. 19	at Sam Houston (7 INN.)	L, 5-1
Feb. 19	at Sam Houston (9 INN.)	W, 12-9
Feb. 20	at Sam Houston	L, 6-3
Feb. 25	vs. No. 17 TCU#	L, 4-1
Feb. 26	vs. No. 17 TCU#	L, 8-3
Feb. 27	vs. No. 17 TCU#	L, 5-3
March 4	vs. Northwestern State&	W, 2-0
March 4	at UT Arlington	L, 4-3
March 5	vs. Northwestern State&	W, 6-0
March 5	at UT Arlington	W, 8-2
March 9	at Kansas State	L, 6-4
March 13	at Omaha	L, 4-3
March 14	Omaha	W, 6-5
March 15	New Mexico State	W, 12-6
March 16	New Mexico State	W, 6-5
March 18	Texas A&M-CC	W, 13-12
March 19	Texas A&M-CC	L, 4-1
March 20	Texas A&M-CC	L, 21-4
March 23	South Dakota State	CANCELED
March 25	Michigan*	W, 13-9
March 26	Michigan*	L, 8-6
March 27	Michigan*	L, 6-1
March 29	at Creighton	L, 3-2
April 1	at Ohio State*	W, 5-3
April 2	at Ohio State*	W, 10-5
April 3	at Ohio State*	W, 17-5
April 6	at Omaha	L, 6-5
April 8	Rutgers*	L, 7-5
April 9	Rutgers*	L, 5-4
April 10	Rutgers*	L, 19-1
April 12	Creighton	SUSPENDED
April 14	BYU	W, 1-0
April 15	BYU (DH)	L, 3-2 (7 inn.)
April 15	BYU (DH)	L, 7-6
April 16	BYU	L, 4-3
April 20	North Dakota State	W, 4-3
April 22	at Indiana*	L, 8-7
April 23	at Indiana*	L, 8-1
April 24	at Indiana*	W, 19-7
April 26	Kansas State	W, 8-6
April 27	Omaha	W, 14-3 (7 inn.)
April 29	Iowa*	L, 1-0
May 1	Iowa*	W, 12-1 (7 inn.)
May 1	Iowa*	L, 5-3 (10 inn.)
May 6	at Minnesota*	W, 12-5
May 7	at Minnesota*	L, 9-8 (12 inn.)
May 8	at Minnesota*	L, 3-1
May 13	at Illinois*	L, 8-3
May 14	at Illinois*	W, 11-2
May 15	at Illinois*	L, 5-4
May 17	Oral Roberts	6:35 PM
May 19	Michigan State*	6:35 PM
May 20	Michigan State*	6:32 PM
May 21	Michigan State*	12:05 PM
May 25-29	Big Ten Tournament	TBD

Home games in **BOLD**

* - Denotes Big Ten Game

- Played at Globe Life Field

& - Played at UT Arlington

MAY 17, 2022 • HAWKS FIELD • LINCOLN, NEB.



**NEBRASKA
CORNHUSKERS**

20-29 | 8-13 BIG TEN

Head Coach: Will Bolt

Record at Nebraska: 61-51 (3rd Season)

Career Record: Same



**ORAL ROBERTS
GOLDEN EAGLES**

33-16 | 15-6 SUMMIT LEAGUE

Head Coach: Ryan Folmar

Record at Oral Roberts: 314-206 (10th Season)

Career Record: Same

PROBABLE PITCHERS

NEBRASKA

RHP Dawson McCarville

2022: 3-5, 6.18 ERA

ORAL ROBERTS

RHP AJ Archambo

2022: 5-1, 5.18 ERA

GAME INFORMATION

Date: Tuesday, May 17

First Pitch: 6:35 p.m.

Location: Lincoln, Neb.

Venue: Hawks Field

Series: ORU leads 21-16

Online Stream: B1G+

Radio: Huskers Radio Network

Nebraska welcomes Oral Roberts to Hawks Field, as the Huskers play their final non-conference midweek matchup of the season against the Golden Eagles on Tuesday, May 17 in Lincoln.

First pitch between Nebraska and Oral Roberts is set for 6:35 p.m. on Tuesday night.

The Huskers are coming off a 1-2 road weekend at conference foe Illinois. The Huskers fell 8-3 in the series opener before cruising to an 11-2 win on Saturday. Emmett Olson pitched 6.2 strong innings on the mound, while the Huskers homered three times and Griffin Everitt tallied a team-high three hits. The Illini walked off the Huskers with a 5-4 win in the bottom of the ninth inning in the series finale, which included two weather delays that combined for four hours and 53 minutes.

Tuesday night's game will be broadcast live on B1G+. Fans can also listen to Greg Sharpe and Ben McLaughlin call all the action on the Huskers Radio Network. Tuesday night's game will be carried on KLIN (1400 AM) in Lincoln and KXSP (590 AM) in Omaha. Every game this season can be heard for free on Huskers.com and the Official Nebraska Huskers app for both iOS and Android devices.

NUMBERS TO KNOW

10

Efry Cervantes leads the Big Ten and ranks 10th nationally with 10 sacrifice bunts on the season. The Citadel's Tilo Skole leads the nation with 18 sacrifice bunts on the year.

71

The Nebraska pitching staff is 71st in the country with a WHIP of 1.43 this season, ranking fourth-best in the Big Ten. The Huskers are allowing 9.0 hits per nine innings while issuing 214 free passes this season.

36

The Husker offense has been plunked a combined 79 times this season, which ranks third in the Big Ten and 36th nationally. Cam Chick has been hit a team-high 16 times this season, followed by Efry Cervantes (10) and Garrett Anglim (8).

QUICK FACTS

UNIVERSITY OF NEBRASKA INFORMATION

Location Lincoln, Neb.
Population 291,082
Enrollment 24,431
Founded 1869
Nickname Cornhuskers, Huskers
Colors Scarlet and Cream
Affiliation NCAA Division I
Conference Big Ten
President Walter "Ted" Carter Jr.
Chancellor Ronnie D. Green
Athletic Director Trev Alberts

2022 TEAM INFORMATION

Letterwinners Returning/Lost 18/12
Position Starters Returning/Lost 4/5
Pitchers Returning/Lost 10/8
Newcomers 14 (11 Freshmen)
Head Coach Will Bolt (3rd season)
Overall Record 61-51 (.545)
Big Ten Record 39-25 (.609)
Assistant Coach Lance Harvell
Assistant Coach Jeff Christy
Volunteer Assistant Danny Marcuzzo
Facility Hawks Field at Haymarket Park (8,486)

NEBRASKA BASEBALL HISTORY

Season of Nebraska Baseball in 2021 116th
First Season of Nebraska Baseball 1889
All-Time Record 2,288-1,677-17 (.578)
All-Time Conference Record 892-839-2 (.517)
All-Time NCAA Tournament Record .. 36-35 (.507)
Conference Regular Season Titles 8
Conference Tournament Titles 4
NCAA Tournament Appearances 17
Super Regionals Appearances 4
College World Series Appearances 3
All-America Certificates 105
First-Team All-America Certificates 48
Freshman All-America Certificates 36
CoSIDA Academic All-Americans 21
All-Big Ten Selections (Since 2012) 42
Perfect Games Thrown 2 (1954, 1980)
No-Hitters Thrown .. 7 (3 Individual, 4 Combined)
Huskers Who Have Played in the MLB 37

2022 SEASON INFORMATION

Overall Record 20-29
Home Record 10-12
Away Record 8-14
Neutral Record 2-3

COMMUNICATIONS INFORMATION

Baseball Contact Jared Meister
Email jmeister@huskers.com
Phone 402-472-7781
Fax 402-472-2005
Ticket Office .. 1-800-8 BIG RED or 402-472-3111
Ticket Website Huskers.com/Tickets
Baseball Press Box Phone 402-434-6861
Home Radio Phone 402-434-6876
Visiting Radio Phone 402-434-6877
Radio Huskers Radio Network

SOCIAL MEDIA

Twitter @Husker_Baseball
Facebook NebraskaBaseball
Instagram @Husker_Baseball
Website Huskers.com/Baseball

2022 NEBRASKA BASEBALL ROSTER

No.	Player	Yr.	Pos.	Ht.	Wt.	B/T	Hometown / Previous School(s)
1	Luke Jessen	Fr.	OF	5-9	170	L/L	Elkhorn, Neb. / Elkhorn South
3	Max Petersen	Fr.	INF	6-1	180	L/R	Lincoln, Neb. / Southwest
4	Max Anderson	So.	INF	6-0	195	R/R	Omaha, Neb. / Millard West
5	Josh Caron	Fr.	C/INF	6-0	215	R/R	Sun Prairie, Wis. / Sun Prairie
8	Shay Schanaman	Sr.	RHP	6-0	195	R/R	Grand Island, Neb. / Grand Island
9	Efry Cervantes	Sr.	INF	6-1	185	R/R	Tucson, Ariz. / Salpointe Catholic/ South Mountain CC
10	Leighton Banjoff	Jr.	INF/OF	6-1	200	R/R	Sheffield Village, Ohio / Elyria Catholic
11	Jack Steil	So.	INF	6-2	215	R/R	Cold Spring, Minn. / Rocori
12	Braxton Bragg	Jr.	RHP	6-2	200	R/R	Kansas City, Mo. / Liberty
13	Cam Chick	Sr.	INF/OF	5-9	175	L/R	Columbia, Mo. / Hickman
14	Brice Matthews	So.	INF	6-0	175	R/R	Humble, Texas / Atascocita
16	Griffin Everitt	Sr.	C	6-0	210	R/R	Lincoln, Neb. / Southwest/Kansas City CC
17	Tyler Palmer	RFr.	OF	6-1	175	R/R	Columbus, Neb. / Scotus Central Catholic
18	Garrett Anglim	RFr.	OF	6-0	190	R/R	La Vista, Neb. / Papillion-La Vista
19	Kyle Perry	Sr.	LHP	6-0	190	L/L	Omaha, Neb. / Millard South
20	Core Jackson	Fr.	INF	6-0	185	L/R	Wyoming, Ontario / Central Collegiate
21	Luke Sartori	Jr.	OF	6-0	190	R/R	Lincoln, Neb. / Southwest/Hutchinson CC
25	Drew Christo	Fr.	RHP	6-4	230	L/R	Elkhorn, Neb. / Elkhorn
26	Drew Wessel	RFr.	C	6-0	180	R/R	Omaha, Neb. / Millard South
27	Jake Bunz	Sr.	LHP	6-5	240	L/L	Elkhorn, Neb. / Elkhorn South/Hutchinson CC
28	Koty Frank	Sr.	RHP	6-2	210	R/R	Tushka, Okla. / Tushka/Eastern Oklahoma State CC
30	Will Walsh	RFr.	INF/LHP	6-4	230	R/L	Leawood, Kan. / Rockhurst
32	CJ Hood	Fr.	RHP	6-4	195	R/R	Hickman, Neb. / Norris
33	Jackson Brockett	Fr.	LHP	6-1	190	L/L	Omaha, Neb. / Elkhorn South/Buford (Ga.)
34	Colby Gomes	Jr.	RHP	6-5	225	R/R	Omaha, Neb. / Millard West
36	Quinn Mason	Jr.	RHP	6-3	220	R/R	Gretna, Neb. / Gretna
37	Chandler Benson	Fr.	LHP	5-11	160	L/L	Frisco, Texas / Liberty
38	Emmett Olson	So.	LHP	6-4	230	L/L	Des Plaines, Ill. / Maine West
39	Corbin Hawkins	Fr.	RHP	6-2	200	R/R	Omaha, Neb. / Millard West
40	Caleb Feekin	Jr.	LHP	6-3	200	L/L	Papillion, Neb. / Papillion-La Vista
44	Gabe Swansen	Fr.	INF	5-11	190	R/R	Johnston, Iowa / Johnston
45	Matthew Guthmiller	Fr.	INF/OF	6-1	190	L/L	Omaha, Neb. / Millard South
47	Nick Wimmers	Jr.	C	6-3	205	L/R	Oregonia, Ohio / Norfolk State / Eastern Oklahoma State College
48	Ethan Bradford	Jr.	LHP	6-3	195	L/L	Lawrence, Kan. / Free State
49	Dawson McCarville	Sr.	RHP	6-3	215	R/R	Glendale, Ariz. / Sandra Day O'Connor/Grand Canyon
51	Mason Ornelas	Jr.	RHP	6-0	210	R/R	Fort Worth, Texas / L.D. Bell/Texas A&M

COACHING AND SUPPORT STAFF

- 7 Will Bolt, Head Coach (3rd Season)
- 22 Lance Harvell, Assistant Coach/Recruiting Coordinator (3rd season) - Third Base Coach
- 35 Jeff Christy, Assistant Coach (3rd season) - Pitching Coach
- 6 Danny Marcuzzo, Volunteer Assistant Coach (3rd season) - First Base Coach
- Gunner Hellstrom, Student Assistant
- Bryce Siecko, Strength Coach
- Curtis Ledbetter, Director of Operations
- Rob Childress, Director of Player Development
- Renee Brinkmann, Baseball Office Manager
- Jerry Weber, Athletic Trainer
- Nate Welker, Graduate Assistant Athletic Trainer
- Reid Hubert, Senior Student Athletic Trainer
- Alejandro Morales, Student Manager
- Alex Burbidge, Student Manager
- Kinley Hansen, Student Manager
- Kooper Jelinek, Student Manager
- Mitchell Ornelas, Student Manager
- Carter Owens, Student Manager
- Andrew Stubblefield, Student Manager
- Abel Yolich, Student Manager

PRONUNCIATIONS

Player **Pronunciation**
Garrett Anglim Ang-lum
Efry Cervantes Ee-fry Sir-vaughn-tess
Josh Caron Care-n
Koty Frank Cody
Colby Gomes Gome-EZ
Lance Harvell Har-VELL

Player **Pronunciation**
Danny Marcuzzo Mar-coo-zo
Mason Ornelas Or-nel-us
Luke Sartori Sar-tori
Shay Schanaman Shann-uh-man
Bryce Siecko See-ko
Jack Steil Style

2022 NEBRASKA BASEBALL PHOTO ROSTER




#1 Luke Jessen
Fr. • OF



#3 Max Petersen
Fr. • INF



#4 Max Anderson
So. • INF



#5 Josh Caron
Fr. • INF/C



#8 Shay Schanaman
Sr. • RHP



#9 Efray Cervantes
Sr. • INF



#10 Leighton Banjoff
Jr. • INF/OF



#11 Jack Steil
So. • INF




#12 Braxton Bragg
Jr. • RHP



#13 Cam Chick
Sr. • INF/OF



#14 Brice Matthews
So. • INF



#16 Griffin Everitt
Sr. • C



#17 Tyler Palmer
RFr. • OF




#18 Garrett Anglim
RFr. • OF



#19 Kyle Perry
Sr. • LHP



#20 Core Jackson
Fr. • INF




#21 Luke Sartori
Jr. • OF



#25 Drew Christo
Fr. • RHP




#26 Drew Wessel
RFr. • C



#27 Jake Bunz
Sr. • LHP



#28 Koty Frank
Sr. • RHP



#30 Will Walsh
RFr. • INF/LHP



#32 CJ Hood
Fr. • RHP



#33 Jackson Brockett
Fr. • LHP



#34 Colby Gomes
Jr. • RHP/1B



#36 Quinn Mason
Jr. • RHP



#37 Chandler Benson
Fr. • LHP



#38 Emmett Olson
So. • LHP



#39 Corbin Hawkins
Fr. • RHP



#40 Caleb Feekin
Jr. • LHP



#44 Gabe Swansen
Fr. • INF



#45 Matt Guthmiller
Fr. • INF/OF



#47 Nick Wimmers
Jr. • C



#48 Ethan Bradford
Jr. • LHP



#49 Dawson McCarville
Sr. • RHP



#51 Mason Ornelas
Jr. • RHP

HEAD COACH WILL BOLT

One of the catalysts in Nebraska baseball's rise to national prominence in his playing days, Will Bolt returned to his alma mater as former athletic director Bill Moos named Bolt the 24th head coach of the Husker baseball program on June 14, 2019. He enters his third season at the helm in 2022.

Bolt captained the Huskers' first two College World Series teams in 2001 and 2002, and has 12 years of NCAA Division I coaching experience, having served in assistant coaching roles at Texas A&M and Nebraska. Bolt also spent four years as the head coach at Texarkana College.

Nebraska Head Coach

The 2021 Big Ten Coach of the Year, Bolt guided Nebraska to its second Big Ten regular-season championship in 2021. The Huskers compiled a 34-14 record, including a 31-12 record in Big Ten play, with NU capturing the league crown by 3.5 games. Nebraska also advanced to its first regional final since 2007 while posting a 3-2 record in the NCAA Fayetteville Regional.

In addition to Bolt's coaching accolade, NU counted the Big Ten Player of the Year in Spencer Schwellenbach, the Big Ten Freshman of the Year in Max Anderson and four first-team All-Big Ten honorees -- its most since joining the league. Schwellenbach was also tabbed the John Olerud Two-Way Player of the Year and a first-team All-American, and Anderson picked up Freshman All-America recognition.

Three NU hurlers were selected in the 2021 MLB Draft, with Schwellenbach in the second round (59th overall) by the Atlanta Braves, Cade Povich going in the third round (98th overall) by the Minnesota Twins and Cam Wynne picked in the 20th round by the Philadelphia Phillies.

Bolt and his coaching staff have done impressive work in recruiting since their arrival in Lincoln. The Huskers' 15-member 2021 recruiting class, which included a trio of top-200 prospects, was ranked 20th by Perfect Game, 21st by Baseball America and 36th by Collegiate Baseball.

Nebraska's 2020 season -- Bolt's first at the helm -- was cut short due to the COVID-19 pandemic.

Texas A&M Assistant Coach

Bolt spent five seasons as an assistant coach at Texas A&M under former NU assistant Rob Childress. In that span, the Aggies went 219-98-1 (.690) with five straight NCAA Regional appearances, three Regional titles, an SEC Tournament title in 2016 and an appearance in the 2017 College World Series.

Bolt's primary functions on the Aggie staff included coordinating the offensive game, mentoring the infielders and serving as third base coach. The Aggies finished in the top-25 nationally in batting average twice under his tutelage, and finished in the top five of the SEC in hitting or runs scored in four of his five seasons with the Aggies. He tutored 12 hitters who were

selected in the MLB Draft during his tenure in College Station, including six players selected in the top-10 rounds, and seven players who earned first- or second-team All-SEC honors.

In 2019, the Aggie offense was led by Braden Shewmake, who was the No. 21 overall selection in the Major League Baseball Draft by the Atlanta Braves. Shewmake hit .313 with six homers, 47 RBIs and 45 runs scored en route to becoming the school's first MLB first-round pick since 2012. The Aggies won 39 games and reached the championship game of the Morgantown Regional.

In 2018, the Aggies went 40-22 and reached an NCAA Regional behind the emergence of Michael Helman, who finished 15th in the nation in hits (92), and logged a .369 batting average, .451 on-base percentage and 61 runs to rank in the top 50 nationally.

The Aggies made a run to the College World Series in 2017, finishing the season with a 41-23 mark behind the rise of Shewmake, who earned All-America honors and was named National Freshman of the Year and SEC Freshman of the Year after hitting .328 with 11 homers and 69 RBIs.

Bolt guided a prolific Texas A&M offense to 49 runs and an SEC Tournament title in 2016, as the Aggies led the SEC in batting average, runs scored, hits, home runs, on-base percentage and slugging percentage while ranking in the top-25 nationally in seven categories, including hits (712, second), runs (471, ninth), batting average (.311, 15th), doubles (129, 20th), home runs (62, 22nd), slugging percentage (.467, 22nd) and scoring offense (7.2 runs per game, 23rd). The Aggies were led by All-American Boomer White, who hit .386 with five homers, 46 RBI and 49 runs scored while striking out just 16 times in 259 plate appearances en route to SEC Player-of-the-Year honors.

Bolt made an immediate impact for the Texas A&M offense in his first season, as the Aggies ranked second in the SEC in hitting (.299) and third in runs scored (6.6) during his first season in College Station. The Aggies opened the season with an SEC-record 24-game win streak on their way to a 50-win season and a Super Regional appearance. That year, the Aggies ranked among the national leaders in home runs (third, 70), hits (655, seventh), runs (424, 15th) and slugging percentage (.457, 15th).

Nebraska Associate Head Coach

Bolt was associate head coach for the Huskers from 2012 to 2014, serving under Darin Erstad. Bolt tutored four players to first-team All-Big Ten honors, including two-time selections Chad Christensen, Michael Pritchard and Pat Kelly.

Nebraska was one of the top offenses in the Big Ten during his final year in Lincoln in 2014, ranking 19th nationally in hits (623), 30th in triples (19) and 31st in batting average (.293) as Nebraska won 41 games and reached the NCAA Tournament for the first time since 2008. Nebraska's defense was also one of the best



QUICK FACTS

POSITION	Head Coach
HOME TOWN	Conroe, Texas
ALMA MATER	Nebraska, 2003
CAREER RECORD	61-51 (3rd Season)

HONORS

NEBRASKA

» 2021 Big Ten Coach of the Year

NCAA TOURNAMENT

NEBRASKA

» 2005 College World Series
» 2014 NCAA Regional
» 2021 NCAA Regional

TEXAS A&M

» 2007 NCAA Super Regional
» 2015 NCAA Super Regional
» 2016 NCAA Super Regional
» 2017 College World Series
» 2018 NCAA Regional
» 2019 NCAA Regional

CONFERENCE CHAMPIONSHIPS

NEBRASKA

» 2021 Big Ten Regular Season Champions
» 2005 Big 12 Regular Season Champions
» 2005 Big 12 Tournament Champions

TEXAS A&M

» 2007 Big 12 Tournament Champions
» 2016 SEC Tournament Champions

units in the country. With new starters at first base, third base, shortstop, left field and center field, the Huskers ranked 21st in the country with a .976 fielding percentage.

Under Bolt's watch in 2013, Nebraska's defense turned in its best performance in school history. The Huskers ranked second in the nation with a .981 fielding percentage, setting school and Big Ten records. The Husker offense improved under Bolt's tutelage in 2013, ranking in the top three in the Big Ten in eight offensive categories. In conference play, the Huskers led the conference in batting average (.335), on-base percentage (.401), runs (180), hits (307) and RBIs (159).

In Bolt's first season at Nebraska in 2012, he helped raise the team batting average by 45 points, as the Huskers ranked eighth nationally with a .315 clip as a squad. NU was eighth nationally in scoring offense, leading the Big Ten with 7.1 runs per game, while also topping the conference in homers (47), on-base percentage (.384) and runs scored (413). Pritchard, a third-team All-American, was one of six Husker hitters to earn all-conference recognition.

Texarkana College Head Coach

Before joining Erstad's staff, Bolt served four years as head coach at Texarkana College from 2008 to 2011. He led the Bulldogs to a pair of Region XIV championships during his four-year stint. Bolt guided the Bulldogs to back-to-back Region XIV championships (2009 and 2010) during a stretch of four straight Regional Tournament appearances and four 30-plus win seasons. Bolt, who was 140-82 (.631) at Texarkana, helped over 20 players sign with Division I schools.

Texas A&M Volunteer Assistant Coach

Bolt headed back to his home state in 2006 and spent two seasons as a volunteer assistant coach at Texas A&M. In 2007, he was on staff when the Aggies advanced to the Super Regionals, while producing a 49-18 overall record and claiming the program's first Big 12 Tournament title. In College Station, Bolt specialized in infield work and helped tutor All-Americans Brandon Hicks and Blake Stouffer, who were each drafted in the first five rounds of the MLB Draft.

Nebraska Volunteer Assistant Coach

Bolt began his collegiate coaching career as a volunteer assistant at Nebraska in 2005, working with the Husker infielders and hitters. Behind National Player of the Year Alex Gordon, the Huskers compiled a school-record 57 wins and swept the Big 12 regular-season and Tournament championships. Nebraska finished the season with a then-school record .975 fielding percentage and included an infield that featured Gordon, first-team All-Big 12 performer Curtis Ledbetter and Joe Simokaitis, a second-team All-Big 12 pick.

Nebraska Playing Career

A member of Dave Van Horn's first recruiting class, Bolt was a four-year starter and team captain on Nebraska's 2001 and 2002 College World Series teams. The infielder played an

instrumental role in helping Nebraska to four NCAA Regionals, three Super Regionals and back-to-back College World Series appearances.

Bolt was the Minneapolis Regional MVP as a sophomore, hitting .545 in three games to lead the Big Red to its first-ever NCAA Regional title. The following year, Bolt made one of the most memorable plays in school history, catching the final out of the 2001 Super Regional against Rice to send the Big Red to its first-ever College World Series.

Bolt finished his career holding six school records, including games played (251), games started (242), at-bats (922), hits (281), doubles (56) and assists (639). Bolt remains in the school's top five in several categories, including doubles (first, 56), games played (second, 251), assists (second, 639), hits (third, 281) and runs scored (fifth, 197).

Following his playing career, he began his coaching career as a graduate manager at Nebraska in 2004 before serving as head coach for the Parkville Sluggers (M.I.N.K. League) the following summer.

Personal

A native of Conroe, Texas, Bolt and his wife, Lauren, were married in July 2005. They have two sons, Jaxon and Austin, and one daughter, Bella. Bolt graduated from Nebraska in 2003 with a degree in communication studies before earning his master's degree in 2006. Lauren graduated from Nebraska in 2005 with a degree in journalism.

YEAR-BY-YEAR RECORD				
Year	Overall	Pct.	Big Ten	Pct.
2020	7-8	.467	0-0	.000
2021	34-14	.708	31-12	.721
2022	20-29	.408	8-13	.381
Total	61-51	.545	39-25	.609

PATH TO NEBRASKA	
	Nebraska Head Coach 2020-Present
	Texas A&M Assistant Coach 2015-19
	Nebraska Associate Head Coach 2012-14
	Texarkana College Head Coach 2008-11
	Texas A&M Volunteer Assistant 2006-07
	Nebraska Volunteer Assistant 2005



SCOUTING REPORT

- Oral Roberts enters Tuesday night's midweek matchup with a 33-16 overall record and 15-6 mark in Summit League play after taking two of three games at Omaha last weekend.
- Jackson Loftin is hitting .345 at the plate with 12 doubles, two triples, eight home runs and 45 RBI in 49 starts this season. Caleb Denny has slugged a team-high nine homers and 51 RBI while totaling 17 doubles and 53 runs this season. Mac McCroskey is third on the team with a .319 batting average, followed by Holden Breeze (.318) and Joshua Cox (.314)
- AJ Archambo is 5-1 on the season in 14 appearances this season, including six starts. Archambo has totaled a 5.18 ERA and 43 strikeouts in 48.2 innings of work.
- As a team, Illinois is hitting .291 with 463 hits, 97 doubles, eight triples, 44 home runs and 322 runs through 45 games.
- The Golden Eagle pitching staff has a team ERA of 3.83, while allowing 213 runs, 182 earned, and striking out 449 in 428 innings.
- Head coach Ryan Folmar is in his 10th season at Oral Roberts, boasting a 314-206 record at the helm of the Golden Eagle program.

SERIES HISTORY

- Nebraska and Oral Roberts have met 37 times on the diamond, with the Golden Eagles holding a 21-16 lead in the all-time series.
- The two teams split a pair of midweek matchups in Tulsa on March 20-21, 2018.
- Nebraska last played Oral Roberts in Lincoln in the 2008 postseason, where the Golden Eagles eliminated the Huskers in the Lincoln Regional with an 8-0 victory.

SIDE-BY-SIDE COMPARISON

ORU.....	Category.....	NEB
33-16.....	Record.....	20-29
15-6.....	Conference Record.....	8-13
.298.....	Batting Average.....	.245
1712.....	At-Bats.....	1613
363.....	Runs.....	284
511.....	Hits.....	395
102.....	Doubles.....	71
17.....	Triples.....	13
36.....	Home Runs.....	44
321.....	Runs Batted In.....	249
.441.....	Slugging Percentage.....	.387
66-80.....	Stolen Bases-Attempts.....	54-76
233.....	Walks.....	214
384.....	Strikeouts.....	446
.387.....	On-Base Percentage.....	.358
3.83.....	Team ERA.....	4.71
6.38.....	Opponent ERA.....	5.05
11.....	Saves.....	6
150.....	Walks Allowed.....	181
449.....	Strikeouts.....	403
.238.....	Batting Average Against.....	.258
35.....	Errors.....	57

BIG PLAYER OF THE WEEK

Date.....	Player (School)
2/23.....	Matt Shaw (Maryland)
3/2.....	Matt Wood (Penn State)
3/9.....	Kyle Hannon (Penn State)
3/16.....	Mitch Jebb (Michigan State)
3/23 ..	Troy Schreffler (MD)/Griffin Everitt (NEB)
3/29.....	Ethan O'Donnell (Northwestern)
4/5.....	Nick Lorusso (Maryland)
4/12.....	Ryan Lasko (Rutgers)
4/19.....	Bobby Zmarzlak (Maryland)
4/26.....	Peyton Williams (Iowa)
5/3.....	Ryan Lasko (Rutgers)
5/11.....	Brent Todys (Ohio State)

BIG PITCHER OF THE WEEK

Date.....	Player (School)
2/23.....	Adam Mazur (Iowa)
3/2.....	Adam Mazur (Iowa)
3/9.....	Shay Schanaman (Nebraska)
3/16.....	Ryan Ramsey (MD)/Sean Sullivan (NU)
3/23.....	Connor O'Halloran (Michigan)
3/29.....	Bradley Brehmer (Maryland)
4/5.....	Cole Kirschsieper (Illinois)
4/12.....	Jackson Smeltz (Purdue)
4/19.....	Koty Frank (Nebraska)
4/26.....	Connor Schultz (Iowa)
5/3.....	Ryan Ramsey (Maryland)
5/11 ..	Ty Langenberg (Iowa)/Aidan Maldonado (MINN)

2022 BIG TEN STANDINGS

THROUGH MAY 15

Team	Big Ten	Pct.	Overall	Pct.
Maryland	16-5	.762	41-10	.804
Rutgers	16-5	.762	39-12	.765
Iowa	14-7	.667	30-17	.638
Illinois	14-7	.667	28-20	.583
Penn State	11-10	.524	24-24	.500
Michigan	10-11	.476	25-24	.510
Indiana	10-11	.476	24-27	.471
Purdue	9-10	.474	29-17	.630
Northwestern	8-13	.381	22-25	.468
Nebraska	8-13	.381	20-29	.408
Ohio State	8-14	.364	19-29	.396
Michigan State	7-15	.318	23-28	.451
Minnesota	5-16	.238	15-33	.312

2022 HONORS & AWARDS

MAX ANDERSON

» Big Ten Preseason Honors List (Feb. 17)

GARRETT ANGLIM

» Big Ten Freshman of the Week (March 28)

CAM CHICK

» Senior CLASS Award Candidate (March 22)

GRIFFIN EVERITT

» Big Ten Player of the Week (March 23)
» CoSIDA Academic All-District (May 12)

KOTY FRANK

» Big Ten Pitcher of the Week (April 19)

KYLE PERRY

» Big Ten Preseason Honors List (Feb. 17)

SHAY SCHANAMAN

» Big Ten Preseason Honors List (Feb. 17)
» Big Ten Pitcher of the Week (March 9)

BIG FRESHMAN OF THE WEEK

Date.....	Player (School)
2/23.....	Keaton Anthony (Iowa)
3/2.....	Sean Sullivan (NU)
3/9.....	Ryan Szczepaniak (Michigan State)
3/16 ..	Keaton Anthony (Iowa)/Sean Sullivan (NU)
3/23.....	Troy Wansing (Purdue)
3/29.....	Garrett Anglim (Nebraska)
4/5.....	Keaton Anthony (Iowa)
4/14.....	Trey Lipsey (Ohio State)
4/19.....	Keaton Anthony (Iowa)
4/26.....	Josh Pyne (Indiana)
5/3.....	Derek Cease (Penn State)
5/11 ..	Carter Mathison (IND)/Keaton Anthony (IOWA)

SEASON NOTES

LAST TIME OUT

Nebraska won one of its three game in last weekend's road series at Illinois. The Illini opened the series with an 8-3 win in the series opener on Friday night. Illinois held a 7-1 lead after four innings, while Core Jackson tacked on two more runs in ninth with a two-RBI single to make it an 8-3 game. Nebraska responded with an 11-2 win on Saturday behind Emmett Olson's 6.2 strong innings on the mound. Griffin Everitt had a team-high three hits, going 3-for-5 with an RBI and a run scored, while Max Anderson, Cam Chick and Colby Gomes homered for the Big Red. Illinois capped the series with a 5-4 walk-off win in the bottom of the ninth on Sunday. Gomes had the Huskers out front 4-0 in the third with a grand slam, before the game was suspended twice due to weather delays that totaled four hours and 53 minutes.

5/13: Illinois 8, Nebraska 3

5/14: Nebraska 11, Illinois 2

5/15: Illinois 5, Nebraska 4

QUICK HITS

- Garrett Anglim is hitting .302 with 10 doubles, four triples, three homers and 27 RBI on the season.
- Griffin Everitt leads the Husker offense with 12 doubles and 38 RBI on the season while second on the team with seven homers.
- Cam Chick and Max Anderson are tied with a team-high eight home runs this season, followed by six home runs by Brice Matthews and Colby Gomes.
- Gomes has posted a .304 batting average with three doubles, six home runs, 18 RBI and 13 runs in 24 games this season.
- Emmett Olson sits third in the Big Ten with a 2.75 ERA in 18 appearances this season, including seven starts.
- Braxton Bragg has a team-high five saves on the season with 35 strikeouts and only seven walks in 32 innings.
- Koty Frank has a perfect 4-0 record with a 3.95 ERA and 67 strikeouts this season. Frank has totaled 57 innings in 13 total appearances, including seven starts.
- As a team, Nebraska is hitting .245 with 395 hits, 71 doubles, 13 triples, 44 homers and 284 runs.
- The Husker pitching staff has a team ERA of 4.71, while allowing 278 runs, 221 earned, and striking out 403 in 422 innings.

ANGLIM'S CAREER DAY GOES DOWN IN HUSKER HISTORY

- Garrett Anglim tied a school record with three home runs in Nebraska's 12-1 run-rule victory in seven innings over Iowa on Sunday.
- Anglim's three-homer game is the fifth in program history, joining Bob Cerv (1950), Steve Stanicek (1982) and Dan Johnson (2000,2001).
- Anglim had a homer in each of the first three innings to become the first Nebraska hitter to homer in three consecutive innings in a single-game.
- On a national level, Anglim is the 46th player in Division I this season with at least three home runs in a game.
- The La Vista, Neb., native is only freshman with a three-homer game this season and the 16th freshman to accomplish the feat since the 2013 campaign.
- Anglim became the fourth player this season to homer in three consecutive innings, joining Sacramento State's Cesar Valero Sanchez with home runs in the first three innings.

BROCKETT IN THE BIG TEN

- Freshman Jackson Brockett has 1.54 ERA in Big Ten play after a long relief appearance against Rutgers earlier this season and a pair of starts at Minnesota and Illinois.
- Brockett has pitched a total of 11.2 innings in conference play, allowing only two runs on nine hits.
- The Omaha native has struck out 11 Big Ten batters to only three walks and has limited opposing hitters in conference play to a .220 batting average.

OLSON'S TRANSITION INTO STARTER

- Emmett Olson is among the Big Ten leaders with a 2.75 ERA this season in 59 innings of work through 18 appearances.
- After posting 10 relief appearances in 2021 and serving as an option out of the bullpen to begin this season, Olson has transitioned into the starting rotation with seven starts on the mound this season.
- In his seven starts, Olson has a 2-2 record with one complete-game and a 2.75 ERA. The Des Plaines, Ill., native has struck out 38 batters and allowed 12 earned runs in 39.1 innings as a starter.
- Olson tossed a complete-game win in Nebraska's 12-1 seven-inning win over Iowa, allowing one run on four hits with a career-high seven strikeouts. With an 11-run lead, Olson allowed only two Hawkeyes to reach base in the final four innings, surrendering a two-out single in the fourth and a

NEBRASKA IN 2022

Overall	20-29
Home	10-12
Away	8-14
Neutral	2-3
Day Games	11-23
Night Games	9-6
On Monday	1-0
On Tuesday	2-1
On Wednesday	3-2
On Thursday	1-0
On Friday	5-9
On Saturday	5-8
On Sunday	3-9
In February	1-6
In March	8-8
In April	8-10
In May	3-5
vs. Left-Handed Starters	5-6
vs. Right-Handed Starters	15-23
vs. Ranked Teams	0-3
One-Run Games	5-12
Two-Run Games	3-6
5+ Run Games	10-6
In 7-Inning Games	2-1
In 9-Inning Games	18-26
In Extra Innings	0-2
Shutouts	3-1
Scoring First	14-13
Scoring in 1st Inning	11-5
Scoring 0-2 Runs	2-10
Scoring 3-5 Runs	2-15
Scoring 6-9 Runs	5-4
Scoring 10 or More Runs	11-0
Leading After Six Innings	17-3
Trailing After Six Innings	1-22
Tied After Six Innings	2-4
Leading After Seven Innings	16-3
Trailing After Seven Innings	2-20
Tied After Seven Innings	0-4
Leading After Eight Innings	16-2
Trailing After Eight Innings	2-21
Tied After Eight Innings	0-4
Outhitting the Opponent	16-6
Outhit by the Opponent	3-19
Same Number of Hits as Opponent	1-4
Hitting a Home Run(s)	15-12
Not Hitting a Home Run	5-17
Allowing a Home Run	12-18
Not Allowing a Home Run	8-11
Making No Errors	9-7
Making One Error	7-10
Making Two or More Errors	4-12
Opponent Makes No Errors	5-10
Opponent Makes One Error	7-12
Opponent Makes Two or More Errors	8-7

WHERE NEBRASKA RANKS

THROUGH MAY 15

Category	Value	B1G	NCAA
Walks	214	8th	138th
Batting Average	.244	13th	277th
Double Plays	32	5th	138th
Double Plays/Game	0.65	5th	141st
Doubles	71	13th	254th
Doubles/Game	1.45	13th	258th
Earned Run Average	4.73	3rd	80th
Fielding Pct.	.969	9th	147th
Hit Batters	53	9th	182nd
Hit By Pitch	79	3rd	36th
Hits	394	12th	255th
Home Runs	44	8th	153rd
Home Runs/Game	0.90	8th	161st
On-Base Pct.	.358	10th	214th
Runs	284	10th	190th
Sac Bunts	28	1st	43rd
Scoring	5.8	10th	201st
Slugging Pct.	.386	13th	229th
Stolen Bases	54	7th	129th
Triples	13	4th	71st
Triples/Game	0.27	4th	78th
WHIP	1.43	4th	71st

ACTIVE CAREER LEADERS

Games Played.....	Cam Chick - 152
Games Started.....	Cam Chick - 143
At-Bats.....	Cam Chick - 545
Runs.....	Cam Chick - 112
Hits.....	Cam Chick - 139
Doubles.....	Cam Chick - 19
Triples.....	Max Anderson/Garrett Anglim - 4
Home Runs.....	Cam Chick - 24
Runs Batted In.....	Cam Chick - 109
Walks.....	Cam Chick - 86
Times Hit By Pitch.....	Cam Chick - 30
Stolen Bases.....	Cam Chick - 24
Pitching Appearances.....	Shay Schanaman - 52
Wins.....	Shay Schanaman - 10
Games Started.....	Shay Schanaman - 24
Complete Games.....	Shay Schanaman - 2
Shutouts.....	Shay Schanaman - 1
Saves.....	Colby Gomes - 13
Innings Pitched.....	Shay Schanaman - 171.1
Strikeouts.....	Shay Schanaman - 175

NEBRASKA AT HAWKS FIELD

Year	Overall Record	Conference Record
2002	29-5	9-3
2003	29-7	12-3
2004	19-8	5-7
2005	33-4	11-4
2006	20-7	9-3
2007	14-10	7-5
2008	29-5-1	9-2-1
2009	16-14	5-10
2010	19-7	6-6
2011	21-11	7-8
2012	20-10	8-4
2013	12-7	6-6
2014	19-8	9-3
2015	21-6	7-5
2016	21-6	9-3
2017	17-6	8-4
2018	13-12	5-6
2019	13-6	9-3
2020	5-1	---
2021	10-5	10-5
2022	10-12	2-7
TOTAL	390-157-1	153-97-1

one-out double in the fifth.

TWICE IS NICE

- Nebraska sits fifth in the Big Ten with 32 double plays turned through 49 games this season.
- The Husker defense has turned at least 40 double plays every season since 2012.
- The Big Red ranked 11th in 2016 and ninth in 2017 with back-to-back seasons of 60 double plays.

NEWCOMERS RECEIVE NATIONAL RECOGNITION

- The Nebraska baseball team received national recognition for its 2021 recruiting class.
- The Husker 2021 class was ranked No. 21 in the country by Baseball America, marking the second-highest recruiting class ranking in program history.
- The Huskers have been included on the national list three times in school history, joining the 2010 class (23rd) and the 2013 class (11th). NU counts a top-25 class for the first time in Will Bolt's head coaching tenure. Bolt also was the associate head coach on staff in 2013.
- The 2021 class was also ranked 20th nationally by Perfect Game and 36th by Collegiate Baseball. It marks the Huskers' second inclusion in Perfect Game's top 25, joining the 2014 class, which was 25th.

2021 BIG TEN CHAMPIONS

- Nebraska secured the 2021 Big Ten regular-season title after a 4-0 weekend in the Bloomington Pod with one week left in the regular season. The Huskers capture the title with a 9-0 victory over Ohio State on Sunday.
- After joining the Big Ten for the 2012 season, the Huskers have now won a pair of Big Ten titles, as they also won the 2017 regular-season crown.
- After winning four conference titles as a player at Nebraska, head coach Will Bolt secured his first conference title as a head coach in Lincoln in just his second season at the helm of the Husker baseball program.
- In program history, Nebraska now has eight conference regular-season titles and four conference tournament titles.
- The Huskers were not picked in the top six of the preseason coaches' poll.

THREE HUSKERS TAKEN IN 2021 MLB DRAFT

- The Huskers have had at least three players picked in the MLB Draft nine times since 2010 after Cade Povich, Spencer Schwellenbach and Cam Wynne had their names called in the 2021 MLB Draft.
- Povich and Schwellenbach were the first Husker teammates to be taken in the first three rounds of the MLB Draft since 2005 when Alex Gordon was the No. 2 overall pick by Kansas City and Brian Duensing was selected in the third round by Minnesota.
- Schwellenbach heard his name called in the second round when he was taken 59th overall by the Atlanta Braves. The Big Ten Player of the Year and 2021 John Olerud Two-Way Player of the Player of the Year joins the Braves Organization after hitting .284 with six homers and 40 RBI and shortstop, while also going 3-1 with 10 saves and a 0.57 ERA in 31.2 innings of work for the Big Red last season.
- Povich was the second Husker baseball player to be taken, as he was the 98th overall pick by the Minnesota Twins in the third round. A 2021 first-team All-Big Ten selection, Povich anchored the NU pitching staff in 2021 with a 6-1 record, 3.11 ERA and 88 strikeouts to 22 walks over 15 starts.
- Wynne was taken by the Philadelphia Phillies in the 20th round of the MLB Draft. The Lincoln native was an integral arm out of the bullpen for Nebraska, making 17 relief appearances with a 3.12 ERA and 19 strikeouts over 17.1 innings. Wynne limited opposing hitters to a .113 average at the plate.

NEBRASKA IN THE BIG TEN

Year	Overall	Big Ten	Finish	Big Ten	Postseason	NCAA
2012	35-23	14-10	4th	1-2	DNQ	DNQ
2013	29-30	15-9	T-2nd	4-2	DNQ	DNQ
2014	41-21	18-6	2nd	3-1	1-2	1-2
2015	34-23	9-14	8th	0-2	DNQ	DNQ
2016	37-22	16-8	2nd	0-2	0-2	0-2
2017	35-22-1	16-7-1	1st	1-2	0-2	0-2
2018	24-28	8-14	10th	DNQ	DNQ	DNQ
2019	32-24	15-9	T-3rd	3-2	1-2	1-2
2020	7-8	* Season cut short due to COVID-19 *				
2021	34-14	31-12	1st	No Tournament	3-2	3-2
2022	20-29	8-13	--	--	--	--
Total	328-244-1	150-102-1	--	12-13	5-10	5-10

ROB CHILDRESS RETURNS TO NU STAFF

- Head coach Will Bolt added Rob Childress to the NU staff as Director of Player Development for the Husker baseball program last summer.
- A veteran of college baseball with 30 years of coaching experience, Childress is no stranger to Lincoln, as he served as an assistant coach at Nebraska from 1998 to 2002 and as associate head coach from 2003 to 2005. In his new role with the Huskers, Childress oversees the personal and athletic development of each individual Nebraska baseball student-athlete.
- Childress returned to Haymarket Park after spending the last 16 seasons as the head coach at Texas A&M. He led the Aggies to the NCAA Tournament a school-record 13 consecutive times (2007-19), including six regional titles and a pair of trips to the College World Series in 2011 and 2017. Childress, who posted a 622-336-3 record at Texas A&M, won two regular-season titles and four conference tournament championships during his stint at Texas A&M.
- Childress was integral in bringing Nebraska to the forefront of college baseball during his first stint on the Husker coaching staff. During his eight seasons on staff, Husker pitchers produced four of the top five single-season strikeout totals in school history, including a school-record 538 strikeouts in 2005, while issuing fewer than three walks per game in his final five seasons in Lincoln. The team went to the NCAA Tournament six times in a seven-year span, including three appearances at the College World Series. The Huskers won three regular-season Big 12 titles (2001-03-05) and four Big 12 Tournaments (1999-2000-01-05).

HAWKS FIELD CELEBRATES 21ST YEAR IN 2022

- The 2022 campaign marks Nebraska's 21st year playing home games at Hawks Field at Haymarket Park. The Huskers moved to Hawks Field in 2002 after playing at Buck Beltzer Stadium for 23 years from 1979 to 2001.
- Nebraska enters 2022 with a 380-145-1 record at Hawks Field and has posted a winning record at home in each of the last 20 seasons. This season, the Huskers have 30 home games scheduled, beginning on March 11 against Long Beach State.
- Nebraska has ranked in the top 15 nationally in average attendance in each of the past eight years. Last season, the Huskers ranked sixth in the nation with an average of 3,289 fans per game.

HUSKERS IN THE PROS

Player	ORGANIZATION	LEVEL	POS.
Aaron Bummer (2012-14)	Chicago White Sox	MLB	LHP
Jake Meyers (2015-17)	Houston Astros	MLB	OF
Ryan Boldt (2014-16)	Tampa Bay Rays	AAA	OF
Michael Mariot (2008-10)	Philadelphia Phillies	AAA	RHP
Kyle Kubat (2012-15)	Chicago White Sox	AAA	LHP
Scott Schreiber (2015-18)	Houston Astros	AA	OF
Nate Fisher (2015-19)	New York Mets	AA	LHP
Matt Waldron (2016-19)	San Diego Padres	AA	RHP
Jake McSteen (2015-18)	Atlanta Braves	A	LHP
Jaxon Hallmark (2018-21)	Houston Astros	A	OF
Aaron Palensky (2019-20)	New York Yankees	A	OF
Cade Povich (2020-21)	Minnesota Twins	A	LHP
Cam Wynne (2021)	Philadelphia Phillies	A	RHP
Spencer Schwellenbach (2019-21)	Atlanta Braves	---	RHP

HUSKERS IN MAJOR LEAGUE BASEBALL

37 Huskers have played in a Major League Baseball Game
9 World Series Rings - 9 All-Star Selections - 11 Gold Glove Awards

Player	MLB CAREER	Player	MLB CAREER
Bob Cerv	1951-62	Adam Shabala	2005
Dwight Siebler	1963-67	Adam Stern	2005-07, 2010
Stan Bahnsen	1966-82	Shane Komine	2006-07
Gary Neibauer	1969-73	Dan Johnson	2005-15
Ryan Kurosaki	1975	Drew Anderson	2006
Pete O'Brien	1982-93	Alex Gordon	2007-2020
Tim Burke	1985-92	Joba Chamberlain	2007-16
Steve Stanicek	1987, 1989	Brian Duensing	2009-18
Bob Sebra	1985-90	Zach Kroenke	2010-11
Bill McGuire	1988-89	Tony Watson	2011-21
Kip Gross	1990-93, 1999-2000	Andrew Brown	2011-14
Ken Ramos	1997	Steve Edlefsen	2011-12
Kevin Jordan	1995-2001	Thad Weber	2012-13
Marc Sagmoen	1997	Dan Jennings	2012-19
Darin Erstad	1996-2009	Cody Asche	2013-17
Troy Brohawn	2001-03	Michael Mariot	2014-16
Ken Harvey	2001-05	Aaron Bummer	2017-Present
Todd Sears	2002-03	Jake Meyers	2021-Present
Jamal Strong	2003, 2005		

HOME OF THE HUSKERS



On July 30, 1999, the University of Nebraska, the City of Lincoln and NEBCO Inc., announced plans to construct two new stadiums, an 8,500-seat ballpark for the Husker baseball program and the Saltdogs – marking professional baseball's return to the Star City for the first time in 40 years – and a 2,500-seat softball stadium located next door.

In March of 2000, Howard and Myrna Hawks guaranteed the University's commitment to the baseball/softball project, enabling Nebraska to move forward on the complex on schedule. An avid supporter of the Husker baseball program, Myrna Hawks never had the opportunity to see the finished product, as she passed away on Jan. 24, 2001. In her honor, the playing surface was named Hawks Field in February of 2002 and was formally dedicated on April 28, 2002, before a doubleheader against Kansas.

TOP 10 HOME CROWDS

RK.	DATE	OPPONENT	ATT.
1.	April 14, 2006	Texas A&M	8,757
2.	June 11, 2005	Miami	8,711
3.	May 9, 2008	Texas A&M	8,708
4.	April 19, 2008	Kansas	8,697
5.	June 4, 2005	Creighton	8,662
6.	April 21, 2007	Texas	8,656
7.	May 31, 2008	UC Irvine	8,646
8.	May 21, 2006	Oklahoma	8,613
9.	June 9, 2002	Richmond	8,569
10.	April 8, 2005	Texas	8,485

FACILITY QUICK FACTS

Groundbreaking	April 12, 2000
Opened	June 1, 2001
Dedication	April 28, 2002
Architect	Stan Meredith, DLR Group
Cost	\$29.53 million
Capacity.....	8,486
Chair-back Seats	4,419
Suites.....	16 (16 seats per suite)
Parking Stalls	2,000
Dimensions.....	335 (LL); 403 (LC); 395 (CF)
.....	400 (RC); 325 (RL)
Surface.....	Kentucky Bluegrass
Batter's Eye	Black Hills Spruce Pine Trees
Scoreboard	30' x 60' LED Display
Concessions....	The Wind-up (Main Concourse)
.....	Husker Grill (Third Base Line, Sec. 109)
.....	'Dogs Dugout (First Base Line, Sec. 112)
.....	Felder's Choice (Center Field Concourse)
Restrooms.....	6
Press Box Size.....	2,100 square feet
Radio/TV Booths	4

2022 OVERALL STATS

Record: 20-29 Home: 10-12 Away: 8-14 Neutral: 2-3 Big Ten: 8-13

Player	avg	gp-gs	ab	r	h	2b	3b	hr	rbi	tb	slg%	bb	hp	so	gdp	ob%	sf	sh	sb-att	po	a	e	fld%
Gomes, Colby	.304	24-19	69	13	21	3	0	6	18	42	.609	4	4	24	1	.367	2	0	1-1	146	10	3	.981
Anglim, Garrett	.302	45-41	162	24	49	10	4	3	27	76	.469	15	8	39	3	.387	1	0	5-8	62	1	1	.984
Everitt, Griffin	.289	49-49	187	36	54	12	1	7	38	89	.476	24	7	45	5	.386	2	0	2-6	314	27	6	.983
Anderson, Max	.285	49-49	207	42	59	10	3	8	37	99	.478	14	3	26	5	.339	0	0	6-7	110	76	8	.959
Wimmers, Nick	.259	15-8	27	2	7	1	0	0	3	8	.296	2	4	9	1	.394	0	3	0-0	0	0	0	.000
Matthews, Brice	.252	42-41	147	29	37	8	0	6	26	63	.429	23	6	55	1	.371	2	4	12-13	55	104	14	.919
Chick, Cam	.250	46-44	156	37	39	6	2	8	25	73	.468	34	16	63	0	.430	1	0	8-13	75	7	2	.976
Jessen, Luke	.239	24-17	67	9	16	1	1	0	5	19	.284	5	2	25	1	.311	0	1	0-2	12	0	0	1.000
Banjoff, Leighton	.218	43-34	119	16	26	4	0	1	13	33	.277	31	4	39	1	.394	1	1	4-5	59	3	1	.984
Jackson, Core	.210	42-35	119	18	25	6	2	1	19	38	.319	13	7	27	0	.321	1	6	6-8	42	86	7	.948
Caron, Josh	.194	24-20	72	10	14	3	0	0	7	17	.236	11	3	17	2	.322	1	0	1-1	79	9	0	1.000
Sartori, Luke	.192	40-20	73	18	14	1	0	1	9	18	.247	9	3	21	0	.306	0	2	5-5	50	1	0	1.000
Steil, Jack	.176	32-21	68	10	12	2	0	1	7	17	.250	10	1	25	0	.284	2	1	2-3	199	13	2	.991
Cervantes, Efry	.168	36-33	95	12	16	3	0	1	9	22	.232	13	10	18	0	.328	1	10	0-0	32	73	3	.972
Swansen, Gabe	.154	20-9	39	6	6	1	0	1	6	10	.256	5	1	9	2	.267	0	0	0-0	3	0	1	.750
Palmer, Tyler	.000	16-1	3	1	0	0	0	0	0	0	.000	1	0	2	0	.250	0	0	2-4	2	0	1	.667
Walsh, Will	.000	2-0	2	0	0	0	0	0	0	0	.000	0	0	2	0	.000	0	0	0-0	0	0	0	.000
Wessel, Drew	.000	1-0	1	1	0	0	0	0	0	0	.000	0	0	0	0	.000	0	0	0-0	2	0	1	.667
Totals	.245	49	1613	284	395	71	13	44	249	624	.387	214	79	446	22	.358	14	28	54-76	1266	471	57	.968
Opponents	.258	49	1635	278	422	92	8	47	257	671	.410	181	53	403	24	.347	20	16	35-48	1283	453	60	.967

LOB - Team (381), Opp (364). DPs turned - Team (32), Opp (28). CI - Team (3), Everitt, G. 2, Wessel, D. 1. IBB - Team (3), Everitt, G. 1, Anderson, M. 1, Chick, C. 1, Opp (9). Picked off - Jackson, C. 2, Banjoff, L. 2, Anglim, G. 1, Matthews, B. 1, Everitt, G. 1.

(All games Sorted by Earned run avg)

Player	era	w-l	app	gs	cg	sho	sv	ip	h	r	er	bb	so	2b	3b	hr	b/avg	wp	hp	bksfa	sha
Mason, Quinn	0.00	0-0	3	0	0	0/0	0	1.1	2	0	0	4	0	0	0	0	.400	1	0	0	0
Bunz, Jake	0.00	0-0	1	0	0	0/0	0	0.1	0	0	0	0	1	0	0	0	.000	0	0	0	0
Jelkin, Jaxon	2.31	1-1	6	1	0	0/0	0	11.2	8	3	3	7	9	1	0	0	.195	3	2	0	1
Olson, Emmett	2.75	3-3	18	7	1	0/1	1	59.0	56	33	18	16	58	13	0	4	.242	5	5	0	2
Bragg, Braxton	3.66	1-6	16	1	0	0/1	5	32.0	28	17	13	7	35	3	1	2	.235	2	2	0	4
Frank, Koty	3.95	4-0	13	7	0	0/2	0	57.0	54	30	25	17	67	14	1	7	.249	2	4	0	1
Martin, Tyler	4.32	2-0	20	0	0	0/1	0	25.0	19	15	12	11	24	5	0	1	.192	2	5	0	0
Hood, CJ	4.50	2-0	17	0	0	0/0	0	12.0	8	8	6	13	11	4	0	1	.211	4	2	0	3
Benson, Chandler	4.50	0-0	13	0	0	0/0	0	10.0	12	5	5	4	6	3	0	1	.300	0	3	0	0
Bradford, Ethan	4.76	0-0	4	0	0	0/0	0	5.2	6	3	3	3	3	1	0	0	.300	1	0	0	0
Schanaman, Shay	4.82	2-8	14	13	2	1/0	0	71.0	69	47	38	28	70	13	2	12	.250	6	11	1	6
Brockett, Jackson	4.82	0-0	11	4	0	0/0	0	28.0	24	16	15	14	27	5	1	2	.229	5	4	0	1
Hawkins, Corbin	5.40	0-2	12	0	0	0/0	0	10.0	13	11	6	2	10	2	1	2	.295	0	1	0	0
Ornelas, Mason	5.51	2-0	15	0	0	0/0	0	32.2	33	24	20	17	23	8	1	4	.268	6	3	0	2
McCarville, Dawson	6.18	3-5	11	10	0	0/0	0	43.2	53	32	30	18	35	11	1	5	.308	3	5	0	3
Perry, Kyle	6.75	0-2	5	4	0	0/0	0	14.2	16	11	11	10	17	4	0	2	.276	1	3	0	0
Christo, Drew	8.44	0-1	5	2	0	0/0	0	5.1	10	12	5	5	5	3	0	3	.370	1	2	0	0
Walsh, Will	13.50	0-0	1	0	0	0/0	0	0.2	3	1	1	0	1	0	0	0	.600	1	0	0	0
Gomes, Colby	27.00	0-1	2	0	0	0/0	0	1.1	5	4	4	1	0	2	0	0	.556	0	1	0	0
Feekin, Caleb	81.00	0-0	2	0	0	0/0	0	0.2	3	6	6	4	1	0	0	1	.600	1	0	0	0
Totals	4.71	20-29	49	49	3	3/2	6	422.0	422	278	221	181	403	92	8	47	.258	44	53	1	20
Opponents	5.05	29-20	49	49	1	1/0	18	427.2	395	284	240	214	446	71	13	44	.245	42	79	5	14

PB - Team (5), Everitt, G. 3, Wessel, D. 1, Caron, J. 1, Opp (8). Pickoffs - Team (2), Hood, C. 1, Everitt, G. 1, Opp (7). SBA/ATT - Everitt, G. (29-34), Caron, J. (6-8), Ornelas, M. (6-8), McCarville (4-7), Frank, K. (6-6), Bragg, B. (4-5), Benson, C. (3-4), Martin, T. (3-3), Jelkin, J. (2-3), Schanaman, S (2-3), Olson, E. (0-2), Christo, D. (2-2), Bradford, E. (1-2), Brockett, J. (2-2), Hood, C. (0-1).

2022 BIG TEN STATS

Record: 8-13 Home: 2-7 Away: 6-6 Big Ten: 8-13

Player	avg	gp-gs	ab	r	h	2b	3b	hr	rbi	tb	slg%	bb	hp	so	gdp	ob%	sf	sh	sb-att	po	a	e	fld%
Anglim, Garrett	.318	21-21	88	19	28	6	2	3	19	47	.534	10	3	21	1	.402	1	0	3-5	26	0	0	1.000
Gomes, Colby	.310	10-8	29	6	9	0	0	4	11	21	.724	3	3	9	0	.417	1	0	1-1	70	2	2	.973
Everitt, Griffin	.292	21-21	89	16	26	7	0	1	17	36	.404	10	2	17	2	.373	1	0	0-3	156	14	3	.983
Chick, Cam	.275	21-21	80	21	22	4	1	3	13	37	.463	21	8	30	0	.468	0	0	2-5	45	1	0	1.000
Anderson, Max	.271	21-21	96	20	26	4	0	5	22	45	.469	7	0	15	1	.320	0	0	2-2	61	37	3	.970
Matthews, Brice	.262	16-15	61	11	16	1	0	3	15	26	.426	12	2	25	0	.400	0	0	1-1	14	46	3	.952
Wimmers, Nick	.235	8-5	17	2	4	1	0	0	2	5	.294	2	4	7	0	.435	0	0	0-0	0	0	0	.000
Sartori, Luke	.231	16-9	39	13	9	1	0	1	6	13	.333	3	1	14	0	.302	0	1	1-1	25	1	0	1.000
Jackson, Core	.213	20-18	61	9	13	2	0	0	7	15	.246	9	7	17	0	.377	0	1	5-6	21	41	2	.969
Banjooff, Leighton	.191	17-14	47	7	9	0	0	1	7	12	.255	16	1	15	1	.406	0	1	1-1	22	1	0	1.000
Cervantes, Efry	.189	16-13	37	6	7	2	0	0	4	9	.243	6	5	7	0	.375	0	6	0-0	8	29	1	.974
Swansen, Gabe	.182	9-5	22	4	4	1	0	1	5	8	.364	2	0	5	1	.250	0	0	0-0	0	0	0	.000
Jessen, Luke	.176	7-4	17	1	3	0	1	0	2	5	.294	0	0	7	0	.176	0	0	0-0	2	0	0	1.000
Steil, Jack	.115	12-9	26	6	3	1	0	0	0	4	.154	6	1	10	0	.303	0	0	2-3	81	5	1	.989
Caron, Josh	.105	9-5	19	2	2	0	0	0	1	2	.105	5	1	4	0	.320	0	0	0-0	19	2	0	1.000
Walsh, Will	.000	2-0	2	0	0	0	0	0	0	0	.000	0	0	2	0	.000	0	0	0-0	0	0	0	.000
Palmer, Tyler	.000	6-0	0	0	0	0	0	0	0	0	.000	0	0	0	0	.000	0	0	0-1	0	0	1	.000
Totals	.248	21	730	143	181	30	4	22	131	285	.390	112	38	205	6	.375	3	9	18-29	558	206	20	.974
Opponents	.285	21	744	129	212	45	4	28	121	349	.469	64	22	180	11	.356	8	7	16-20	567	194	20	.974

LOB - Team (182), Opp (158). DPs turned - Team (14), Opp (7). IBB - Team (1), Anderson, M. 1, Opp (3). Picked off - Anglim, G. 1.

(Big Ten games only Sorted by Earned run avg)

Player	era	w-l	app	gs	cg	sho	sv	ip	h	r	er	bb	so	2b	3b	hr	b/avg	wp	hp	bk	sfa	sha
Christo, Drew	0.00	0-0	1	0	0	0/0	0	1.2	2	5	0	1	2	1	0	1	.250	0	1	0	0	0
Feekin, Caleb	0.00	0-0	1	0	0	0/0	0	0.0	0	0	0	1	0	0	0	0		1	0	0	0	0
Brockett, Jackson	1.54	0-0	3	2	0	0/0	0	11.2	9	2	2	3	11	3	0	1	.220	0	0	0	1	0
Jelkin, Jaxon	1.93	1-0	2	0	0	0/0	0	4.2	3	1	1	3	0	1	0	0	.188	1	0	0	0	0
Olson, Emmett	2.88	2-1	7	5	1	0/0	0	34.1	35	19	11	9	33	10	0	2	.259	2	3	0	1	1
Bragg, Braxton	3.38	0-4	8	0	0	0/0	1	18.2	15	9	7	7	20	1	0	1	.217	1	1	0	2	2
Hawkins, Corbin	3.60	0-1	6	0	0	0/0	0	5.0	6	3	2	1	3	0	1	0	.300	0	0	0	0	0
Ornelas, Mason	4.15	0-0	5	0	0	0/0	0	13.0	15	6	6	5	6	2	1	1	.300	3	1	0	1	0
Benson, Chandler	5.06	0-0	7	0	0	0/0	0	5.1	8	3	3	1	4	2	0	1	.348	0	2	0	0	1
McCarville, Dawson	6.57	0-3	4	3	0	0/0	0	12.1	16	9	9	8	14	2	0	3	.340	1	1	0	0	1
Frank, Koty	6.67	3-0	7	4	0	0/0	0	28.1	34	22	21	7	37	8	1	6	.293	0	2	0	0	1
Schanaman, Shay	7.36	1-4	7	7	0	0/0	0	36.2	51	33	30	13	38	11	1	10	.323	3	7	0	3	1
Martin, Tyler	7.36	1-0	8	0	0	0/0	0	11.0	11	11	9	2	10	3	0	1	.244	0	4	0	0	0
Walsh, Will	13.50	0-0	1	0	0	0/0	0	0.2	3	1	1	0	1	0	0	0	.600	1	0	0	0	0
Hood, CJ	16.88	0-0	6	0	0	0/0	0	2.2	4	5	5	3	1	1	0	1	.364	0	0	0	0	0
Totals	5.18	8-13	21	21	1	0/0	1	186.0	212	129	107	64	180	45	4	28	.285	13	22	0	8	7
Opponents	6.29	13-8	21	21	1	1/0	6	189.0	181	143	132	112	205	30	4	22	.248	22	38	2	3	9

PB - Team (2), Everitt, G. 2, Opp (4). Pickoffs - Team (0), Opp (1). SBA/ATT - Everitt, G. (15-17), McCarville (2-4), Bragg, B. (3-3), Frank, K. (3-3), Ornelas, M. (2-2), Olson, E. (0-2), Martin, T. (2-2), Schanaman, S (2-2), Jelkin, J. (1-1), Caron, J. (1-1), Benson, C. (1-1).

2022 SITUATIONAL HITTING

Player	vs left			vs right			w/runners			w/bases empty			w/bases loaded			as leadoff			fly	gnd	fly/
	h	ab	avg	h	ab	avg	h	ab	avg	h	ab	avg	h	ab	avg	rch	op	pct	out	out	gnd
Anderson, Max	16	46	.348	43	16	.267	35	11	.318	24	97	.247	3	7	.429	12	39	.308	54	63	0.9
Anglim, Garrett	11	37	.297	38	12	.304	23	77	.299	26	85	.306	1	5	.200	8	31	.258	41	31	1.3
Banjoff, Leighton	8	30	.267	18	89	.202	12	48	.250	14	71	.197	0	1	.000	13	40	.325	32	23	1.4
Caron, Josh	4	19	.211	10	53	.189	8	34	.235	6	38	.158	1	2	.500	7	20	.350	22	18	1.2
Cervantes, Efry	4	18	.222	12	77	.156	6	47	.128	10	48	.208	2	5	.400	6	24	.250	35	34	1.0
Chick, Cam	10	46	.217	29	11	.264	18	65	.277	21	91	.231	1	4	.250	26	61	.426	31	20	1.5
Everitt, Griffin	13	48	.271	41	13	.295	33	96	.344	21	91	.231	2	9	.222	19	49	.388	32	55	0.6
Gomes, Colby	5	20	.250	16	49	.327	8	32	.250	13	37	.351	1	6	.167	9	22	.409	16	8	2.0
Jackson, Core	5	29	.172	20	90	.222	15	55	.273	10	64	.156	1	4	.250	4	25	.160	28	38	0.7
Jessen, Luke	2	9	.222	14	58	.241	11	33	.333	5	34	.147	0	1	.000	4	16	.250	5	22	0.2
Matthews, Brice	6	31	.194	31	11	.267	16	62	.258	21	85	.247	1	3	.333	19	54	.352	31	26	1.2
Palmer, Tyler	0	1	.000	0	2	.000	0	2	.000	0	1	.000	0	1	.000	0	1	.000	0	1	0.0
Sartori, Luke	2	18	.111	12	55	.218	9	36	.250	5	37	.135	1	8	.125	6	19	.316	16	23	0.7
Steil, Jack	3	17	.176	9	51	.176	5	28	.179	7	40	.175	0	0	---	3	18	.167	16	13	1.2
Swansen, Gabe	2	15	.133	4	24	.167	4	21	.190	2	18	.111	0	2	.000	4	10	.400	15	8	1.9
Walsh, Will	0	1	.000	0	1	.000	0	1	.000	0	1	.000	0	1	.000	0	0	---	0	0	0.0
Wessel, Drew	0	0	---	0	1	.000	0	1	.000	0	0	---	0	0	---	0	0	---	0	1	0.0
Wimmers, Nick	0	0	---	7	27	.259	4	10	.400	3	17	.176	1	3	.333	2	8	.250	5	8	0.6
Totals	91	385	.236	304	122	.248	207	758	.273	188	855	.220	15	62	.242	142	437	.325	379	392	1.0
Opponents	139	564	.246	283	107	.264	207	747	.277	215	888	.242	21	65	.323	152	436	.349	365	445	0.8

Player	pinch hitting			w/runners in scoring pos			w/runner on 3r and LT 2 out			with 2 outs			success adv runners			2- rnrns			rch	rch	
	h	ab	avg	h	ab	avg	rbi	op	pct	h	ab	avg	adv	op	pct	rbi	w/o	lob	err	fc	kl
Anderson, Max	0	0	---	20	62	.323	5	9	.556	25	84	.298	52	11	.452	19	10	46	4	12	4
Anglim, Garrett	1	1	1.000	14	46	.304	7	13	.538	16	46	.348	44	87	.506	15	11	27	2	3	11
Banjoff, Leighton	0	2	.000	8	31	.258	3	7	.429	7	40	.175	24	57	.421	7	5	28	1	3	13
Caron, Josh	0	0	---	4	22	.182	3	6	.500	6	23	.261	16	38	.421	4	6	11	2	1	3
Cervantes, Efry	0	0	---	4	32	.125	3	7	.429	6	34	.176	31	66	.470	3	17	37	2	6	3
Chick, Cam	1	2	.500	7	36	.194	4	7	.571	13	44	.295	44	85	.518	11	7	32	4	1	20
Everitt, Griffin	0	0	---	16	58	.276	9	14	.643	18	68	.265	58	10	.563	18	16	39	2	13	14
Gomes, Colby	0	0	---	6	16	.375	3	5	.600	7	22	.318	19	38	.500	12	7	16	1	0	2
Jackson, Core	1	2	.500	10	34	.294	8	9	.889	12	49	.245	41	74	.554	8	13	31	5	5	4
Jessen, Luke	1	8	.125	6	20	.300	2	4	.500	6	20	.300	17	35	.486	3	3	12	0	2	5
Matthews, Brice	0	1	.000	11	39	.282	6	9	.667	17	56	.304	38	77	.494	14	11	26	4	0	12
Palmer, Tyler	0	0	---	0	2	.000	0	0	---	0	2	.000	0	2	.000	0	0	4	0	0	0
Sartori, Luke	0	0	---	5	19	.263	1	6	.167	5	27	.185	14	39	.359	7	2	24	1	3	7
Steil, Jack	0	2	.000	3	20	.150	5	7	.714	3	20	.150	13	34	.382	1	6	15	4	3	5
Swansen, Gabe	1	9	.111	3	18	.167	3	4	.750	2	11	.182	9	21	.429	1	3	13	1	3	1
Walsh, Will	0	2	.000	0	1	.000	0	0	---	0	1	.000	0	1	.000	0	0	3	0	0	2
Wessel, Drew	0	0	---	0	1	.000	0	0	---	0	0	---	1	1	1.000	0	0	0	0	1	0
Wimmers, Nick	2	6	.333	2	7	.286	0	2	.000	3	9	.333	7	13	.538	3	3	6	1	0	1
Totals	7	35	.200	119	464	.256	62	109	.569	146	556	.263	428	886	.483	126	120	381	34	56	107
Opponents	6	27	.222	131	465	.282	70	118	.593	136	533	.255	401	856	.468	97	119	364	30	49	105

Success Advancing Runners = percentage of times the batter advanced at least one runner during a plate appearance
 #Rnrns Adv w/Out = TOTAL number of runners advanced when the player made an out

2022 SITUATIONAL PITCHING

Player	vs left			vs right			w/runners			w/bases empty			vs leadoff			with 2 outs			fly	gnd	fly/	
	h	ab	avg	h	ab	avg	h	ab	avg	h	ab	avg	rch	op	pct	h	ab	avg	out	out	qn	qd
Benson, Chandler	5	16	.313	7	24	.292	6	20	.300	6	20	.300	5	11	.455	6	17	.353	14	9	1.	0
Bradford, Ethan	5	9	.556	1	11	.091	3	14	.214	3	6	.500	1	3	.333	4	7	.571	7	4	1.	2
Bragg, Braxton	13	40	.325	15	79	.190	14	46	.304	14	73	.192	11	32	.344	4	37	.108	30	30	1.	0
Brockett, Jackson	3	34	.088	21	71	.296	9	43	.209	15	62	.242	11	33	.333	6	32	.188	21	33	0.	2
Bunz, Jake	0	0	---	0	1	.000	0	0	---	0	1	.000	0	1	.000	0	0	---	0	0	0.	0
Christo, Drew	3	9	.333	7	18	.389	6	19	.316	4	8	.500	3	5	.600	4	10	.400	4	6	0.	0
Feekin, Caleb	1	1	1.000	2	4	.500	2	3	.667	1	2	.500	1	1	1.000	0	0	---	1	0	99	0
Frank, Koty	18	82	.220	36	13	.267	22	77	.286	32	14	.229	12	60	.200	21	74	.284	40	58	0.	4
Gomes, Colby	3	3	1.000	2	6	.333	4	6	.667	1	3	.333	1	1	1.000	1	2	.500	3	1	3.	0
Hawkins, Corbin	6	14	.429	7	30	.233	7	24	.292	6	20	.300	3	9	.333	5	16	.313	8	12	0.	1
Hood, CJ	3	12	.250	5	26	.192	4	27	.148	4	11	.364	3	5	.600	6	21	.286	10	10	1.	1
Jelkin, Jaxon	4	17	.235	4	24	.167	5	18	.278	3	23	.130	4	13	.308	2	13	.154	19	5	3.	0
Martin, Tyler	5	36	.139	14	63	.222	11	50	.220	8	49	.163	5	21	.238	5	35	.143	26	25	1.	0
Mason, Quinn	0	0	---	2	5	.400	1	2	.500	1	3	.333	0	2	.000	0	0	---	1	2	0.	1
McCarville, Dawson	27	78	.346	26	94	.277	26	81	.321	27	91	.297	21	50	.420	12	48	.250	29	56	0.	4
Olson, Emmett	18	72	.250	38	15	.239	32	10	.302	24	12	.192	19	60	.317	24	78	.308	59	56	1.	1
Ornelas, Mason	14	48	.292	19	75	.253	16	60	.267	17	63	.270	15	34	.441	11	36	.306	23	44	0.	4
Perry, Kyle	3	17	.176	13	41	.317	6	29	.207	10	29	.345	6	16	.375	3	16	.188	15	11	1.	0
Schanaman, Shay	32	11	.281	37	16	.228	31	11	.263	38	15	.241	30	78	.385	21	89	.236	55	82	0.	4
Walsh, Will	0	1	.000	3	4	.750	2	4	.500	1	1	1.000	1	1	1.000	1	2	.500	0	1	0.	0
Totals	163	603	.270	259	103	.251	207	747	.277	215	888	.242	152	436	.349	136	533	.255	365	445	0.8	24
Opponents	77	323	.238	318	129	.247	207	758	.273	188	855	.220	142	437	.325	146	556	.263	379	392	1.0	22

Player	ap	qs	ip/app	*h/g	*r/g	*er/g	*bb/	*so/	k/bb	*2b/	*3b/	*hr/g	*fo/g	*qo/	*bf/g	sba	att	pct
Benson, Chandler	13	0	0.77	10.8	4.50	4.50	3.60	5.40	1.5	2.70	0.00	0.90	12.6	8.10	43.2	3	4	.75
Bradford, Ethan	4	0	1.42	9.53	4.76	4.76	4.76	4.76	1.0	1.59	0.00	0.00	11.1	6.35	38.1	1	2	.50
Bragg, Braxton	16	1	2.00	7.88	4.78	3.66	1.97	9.84	5.0	0.84	0.28	0.56	8.44	8.44	37.6	4	5	.80
Brockett, Jackson	11	4	2.55	7.71	5.14	4.82	4.50	8.68	1.9	1.61	0.32	0.64	6.75	10.6	39.8	2	2	1.00
Bunz, Jake	1	0	0.33	0.00	0.00	0.00	0.00	27.0	99.	0.00	0.00	0.00	0.00	0.00	27.0	0	0	---
Christo, Drew	5	2	1.07	16.8	20.2	8.44	8.44	8.44	1.0	5.06	0.00	5.06	6.75	10.1	59.0	2	2	1.00
Feekin, Caleb	2	0	0.33	40.5	81.0	81.0	54.0	13.5	0.3	0.00	0.00	13.5	13.5	0.00	99.0	0	0	---
Frank, Koty	13	7	4.38	8.53	4.74	3.95	2.68	10.5	3.9	2.21	0.16	1.11	6.32	9.16	38.3	6	6	1.00
Gomes, Colby	2	0	0.67	33.7	27.0	27.0	6.75	0.00	0.0	13.5	0.00	0.00	20.2	6.75	74.2	0	0	---
Hawkins, Corbin	12	0	0.83	11.7	9.90	5.40	1.80	9.00	5.0	1.80	0.90	1.80	7.20	10.8	42.3	0	0	---
Hood, CJ	17	0	0.71	6.00	6.00	4.50	9.75	8.25	0.8	3.00	0.00	0.75	7.50	7.50	42.0	0	1	.00
Jelkin, Jaxon	6	1	1.94	6.17	2.31	2.31	5.40	6.94	1.3	0.77	0.00	0.00	14.6	3.86	39.3	2	3	.66
Martin, Tyler	20	0	1.25	6.84	5.40	4.32	3.96	8.64	2.2	1.80	0.00	0.36	9.36	9.00	41.4	3	3	1.00
Mason, Quinn	3	0	0.44	13.5	0.00	0.00	27.0	0.00	0.0	0.00	0.00	0.00	6.75	13.5	60.7	0	0	---
McCarville, Daws	11	10	3.97	10.9	6.60	6.18	3.71	7.21	1.9	2.27	0.21	1.03	5.98	11.5	40.8	4	7	.57
Olson, Emmett	18	7	3.28	8.54	5.03	2.75	2.44	8.85	3.6	1.98	0.00	0.61	9.00	8.54	38.9	0	2	.00
Ornelas, Mason	15	0	2.18	9.09	6.61	5.51	4.68	6.34	1.4	2.20	0.28	1.10	6.34	12.1	40.5	6	8	.75
Perry, Kyle	5	4	2.93	9.82	6.75	6.75	6.14	10.4	1.7	2.45	0.00	1.23	9.20	6.75	44.1	0	0	---
Schanaman, Sha	14	13	5.07	8.75	5.96	4.82	3.55	8.87	2.5	1.65	0.25	1.52	6.97	10.3	41.0	2	3	.66
Walsh, Will	1	0	0.67	40.5	13.5	13.5	0.00	13.5	99.	0.00	0.00	0.00	0.00	13.5	67.5	0	0	---
Totals	49	49	8.61	9.00	5.93	4.71	3.86	8.59	2.2	1.96	0.17	1.00	7.78	9.49	40.6	35	48	.72
Opponents	49	49	8.73	8.31	5.98	5.05	4.50	9.39	2.1	1.49	0.27	0.93	7.98	8.25	40.9	54	76	.71

* = average based on 9-inning game

2022 GAMES SUMMARY

Score by innings	1	2	3	4	5	6	7	8	9	EX	Total
Nebraska	32	26	38	31	22	39	35	25	36	0	284
Opponents	29	36	43	24	26	26	37	24	30	3	278

Record when ...

Overall	20-29	After 6 leading	17-3
Conference	8-13 trailing	1-22
Non-Conference	12-16 tied	2-4
Home games	10-12	After 7 leading	16-3
Away games	8-14 trailing	2-20
Neutral site	2-3 tied	0-4
Day games	12-24	After 8 leading	16-2
Night games	8-5 trailing	2-21
vs Left starter	5-6 tied	0-4
vs Right starter	15-23		
1-Run games	5-12	Hit 0 home runs	5-17
2-Run games	3-6	... 1 home run	7-9
5+Run games	10-6	... 2+ home runs	8-3
Extra innings	0-2		
Shutouts	3-1	Opponent 0 home runs	8-11
	 1 home run	11-12
Scoring 0-2 runs	2-10 2+ HRs	1-6
..... 3-5 runs	2-15		
..... 6-9 runs	5-4	Made 0 errors	9-7
..... 10+ runs	11-0 1 error	7-10
	 2+ errors	4-12
Opponent 0-2 runs	6-1		
..... 3-5 runs	8-13	Opp. made 0 errors	5-10
..... 6-9 runs	5-13 1 error	7-12
..... 10+ runs	1-2 2+ errors	8-7
Scored in 1st inning	11-5	Out-hit opponent	16-6
Opp. scored in 1st	5-11	Out-hit by opponent	3-19
Scores first	14-13	Hits are tied	1-4
Opp. scores first	6-16		

Record when team scores:

Runs	0	1	2	3	4	5	6	7	8	9	10+
W-L	0-1	1-7	1-2	0-8	1-4	1-3	3-2	0-1	2-1	0-0	11-0

Record when opponent scores:

Runs	0	1	2	3	4	5	6	7	8	9	10+
W-L	3-0	1-1	2-0	3-3	0-5	5-5	2-4	1-2	0-6	2-1	1-2

Record when leading after:

Inn.	1	2	3	4	5	6	7	8
W-L	9-2	8-5	11-5	15-5	15-5	17-3	16-3	16-2

Record when trailing after:

Inn.	1	2	3	4	5	6	7	8
W-L	1-9	4-14	5-20	3-22	3-22	1-22	2-20	2-21

Record when tied after:

Inn.	1	2	3	4	5	6	7	8
W-L	10-18	8-10	4-4	2-2	2-2	2-4	0-4	0-4

Current losing streak: 1
 Longest winning streak: 4
 Longest losing streak: 4

Home attendance : 99686 (20 dates avg = 4984)
 Away attendance : 41927 (27 dates avg = 1552)
 Total attendance: 141613 (47 dates avg = 3013)

2022 NEBRASKA GAME-BY-GAME BATTING

Date	Opponent	ab	r	h	rbi	2b	3b	hr	tb	bb	ibb	sb	cs	hbp	sac	sf	qdp	k	po	a	e	lob	avg
Feb 18	at Sam Houston	36	5	9	3	2	1	0	13	3	0	1	0	1	0	0	0	15	24	7	1	8	.250
Feb 19	at Sam Houston	25	1	5	1	1	0	0	6	1	0	0	0	0	0	0	1	8	18	8	2	4	.230
Feb 19	at Sam Houston	38	12	13	9	5	0	0	18	5	0	0	1	1	1	2	0	8	27	13	2	8	.273
Feb 20	at Sam Houston	34	3	9	3	1	0	0	10	1	0	0	0	2	1	1	0	12	24	7	2	9	.271
Feb 25	vs TCU	30	1	6	1	0	0	0	6	5	0	0	1	2	1	0	1	13	24	8	1	10	.258
Feb 26	vs TCU	32	3	5	3	2	0	2	13	0	0	0	0	0	0	0	0	12	24	12	0	2	.241
Feb 27	vs TCU	36	3	10	3	1	0	1	14	0	0	1	0	0	1	1	0	8	24	8	0	8	.247
Mar 04	vs Northwestern Sta	32	2	8	2	1	0	1	12	1	0	2	0	1	0	0	1	8	27	5	0	5	.247
Mar 04	at UT Arlington	33	3	10	3	1	0	0	11	4	0	0	0	1	1	2	1	11	26	7	0	11	.253
Mar 05	vs Northwestern Sta	29	6	8	4	0	0	0	8	3	0	0	1	0	0	2	1	2	27	13	1	4	.255
Mar 05	at UT Arlington	38	8	15	7	0	3	0	21	1	0	5	0	2	1	1	1	9	27	13	1	8	.270
Mar 09	at K-State	33	4	6	4	2	1	0	10	2	0	0	0	0	0	0	0	9	24	8	3	4	.263
Mar 13	at Omaha	30	3	3	3	1	0	1	7	5	0	3	0	0	0	0	0	11	25	12	1	5	.251
Mar 14	OMAHA	35	6	12	6	3	0	3	24	4	0	2	1	0	1	0	0	6	27	13	2	9	.258
Mar 15	NEW MEXICO STA	33	12	10	9	3	0	1	16	6	0	4	2	3	1	0	0	7	27	5	0	7	.261
Mar 16	NEW MEXICO STA	30	6	5	5	0	0	1	8	5	1	1	0	0	0	1	0	9	27	9	2	4	.256
Mar 18	TEXAS A&M-CC	38	13	12	11	4	1	2	24	5	0	0	0	2	0	1	0	12	27	7	4	7	.260
Mar 19	TEXAS A&M-CC	26	1	1	1	0	0	0	1	7	1	1	0	2	1	0	1	4	27	8	2	8	.250
Mar 20	TEXAS A&M-CC	30	4	4	3	1	0	0	5	6	0	1	0	4	0	0	2	6	27	13	4	9	.244
*Mar 25	MICHIGAN	32	13	9	12	2	0	0	11	11	0	0	0	4	0	1	0	11	27	8	0	11	.246
*Mar 26	MICHIGAN	35	6	9	6	1	1	0	12	4	0	0	1	0	0	0	0	10	27	9	1	6	.247
*Mar 27	MICHIGAN	34	1	6	1	2	0	1	11	4	0	1	0	0	0	0	0	10	27	11	0	10	.243
Mar 29	at Creighton	34	2	8	1	3	0	0	11	1	0	1	2	1	1	0	1	8	24	10	1	8	.243
*Apr 01	at Ohio State	37	5	8	3	1	0	1	12	2	0	2	2	2	0	0	0	16	27	12	1	9	.242
*Apr 02	at Ohio State	36	10	11	10	2	1	2	21	5	0	0	2	1	1	0	0	9	27	10	1	6	.245
*Apr 03	at Ohio State	42	17	16	17	3	0	1	22	10	0	2	0	4	1	0	0	10	27	11	0	13	.251
Apr 06	at Omaha	35	5	9	3	2	0	1	14	7	0	0	0	1	1	0	0	11	24	7	1	12	.251
*Apr 08	RUTGERS	34	5	6	4	1	1	0	9	5	0	1	0	2	0	0	0	8	27	9	0	9	.249
*Apr 09	RUTGERS	32	4	7	4	1	0	1	11	7	0	1	1	1	0	0	0	11	27	8	3	9	.248
*Apr 10	RUTGERS	27	1	2	1	2	0	0	4	4	0	0	1	2	0	1	0	8	27	12	1	6	.243
Apr 14	BYU	24	1	3	1	1	0	0	4	2	0	1	1	0	1	0	1	9	27	8	0	2	.240
Apr 15	BYU	19	2	2	1	0	0	1	5	4	0	1	0	2	3	0	1	5	21	5	3	5	.238
Apr 15	BYU	35	6	8	6	2	1	1	15	2	0	0	1	2	1	0	0	8	27	11	1	7	.237
Apr 16	BYU	31	3	8	3	1	0	2	15	3	0	1	1	2	3	0	1	8	27	14	2	9	.238
Apr 20	NORTH DAKOTA S	28	4	7	3	2	0	2	15	3	0	1	0	4	0	0	1	7	27	15	1	7	.238
*Apr 22	at Indiana	36	7	9	7	0	0	2	15	5	0	0	0	2	0	0	0	13	24	9	2	9	.239
*Apr 23	at Indiana	32	1	5	1	3	0	0	8	5	0	0	0	1	0	0	0	16	24	11	2	10	.236
*Apr 24	at Indiana	44	19	20	18	2	1	4	36	12	0	3	0	6	1	0	1	9	27	11	1	17	.244
Apr 26	K-STATE	31	8	8	8	1	2	1	16	8	0	7	0	4	0	0	1	12	27	10	0	11	.245
Apr 27	OMAHA	28	14	10	11	1	0	2	17	8	0	3	0	4	0	0	1	3	21	9	0	8	.247
*Apr 29	IOWA	27	0	2	0	0	0	0	2	2	0	0	1	1	1	0	0	6	27	10	0	4	.243
*May 1	IOWA	27	12	10	12	1	0	4	23	8	0	0	0	1	1	0	0	7	21	7	0	7	.246
*May 1	IOWA	34	3	7	2	1	0	0	8	3	0	0	1	1	1	0	1	10	30	7	1	6	.245
*May 06	at Minnesota Gophe	40	12	14	9	1	0	1	18	7	1	3	0	2	2	0	0	7	27	8	1	12	.248
*May 07	at Minnesota Gophe	49	8	11	7	2	0	1	16	7	0	4	0	3	1	0	0	7	34	15	3	16	.247
*May 08	at Minnesota Gophe	30	1	5	1	2	0	0	7	2	0	1	1	0	0	0	2	10	24	11	0	4	.246
*May 13	at Illinois	32	3	6	3	0	0	0	6	2	0	0	0	1	0	0	2	12	24	12	1	5	.244
*May 14	at Illinois	37	11	12	9	3	0	3	24	5	0	0	0	3	0	1	0	6	27	9	0	8	.246
*May 15	at Illinois	33	4	6	4	0	0	1	9	2	0	0	1	1	0	0	0	9	26	6	2	5	.245
Totals		1613	284	395	249	71	13	44	624	214	3	54	22	79	28	14	22	446	1266	471	57	381	.245

2022 NEBRASKA GAME-BY-GAME PITCHING

Date	Opponent	ip	h	r	er	bb	so	2b	3b	hr	wp	bk	hbp	dp	ibb	score	w-l	sv	era
Feb 18	at Sam Houston	8.0	9	8	5	8	11	2	0	0	0	0	3	0	0	5-8	0-1	0	5.62
Feb 19	at Sam Houston	6.0	8	5	4	2	6	1	1	0	0	0	0	1	0	1-5	0-2	0	5.79
Feb 19	at Sam Houston	9.0	10	9	5	3	9	4	0	1	2	0	3	0	0	12-9	1-2	0	5.48
Feb 20	at Sam Houston	8.0	10	6	6	4	5	2	0	0	2	0	1	2	2	3-6	1-3	0	5.81
Feb 25	vs TCU	8.0	6	4	4	5	10	2	0	1	2	0	0	1	1	1-4	1-4	0	5.54
Feb 26	vs TCU	8.0	9	8	8	10	6	2	0	1	2	0	3	0	0	3-8	1-5	0	6.13
Feb 27	vs TCU	8.0	9	5	5	2	5	2	1	0	1	0	0	1	0	3-5	1-6	0	6.05
Mar 04	vs Northwestern Sta	9.0	5	0	0	2	13	2	0	0	1	0	1	1	0	2-0	2-6	1	5.20
Mar 04	at UT Arlington	8.2	11	4	4	2	5	3	0	0	0	0	2	1	0	3-4	2-7	1	5.08
Mar 05	vs Northwestern Sta	9.0	3	0	0	1	8	0	0	0	0	1	0	1	0	6-0	3-7	1	4.52
Mar 05	at UT Arlington	9.0	6	2	2	2	5	0	0	0	0	0	1	1	0	8-2	4-7	2	4.27
Mar 09	at K-State	8.0	8	6	2	3	9	1	0	1	1	0	0	0	0	4-6	4-8	2	4.10
Mar 13	at Omaha	8.1	6	4	3	4	7	2	0	1	0	0	1	0	0	3-4	4-9	2	4.04
Mar 14	OMAHA	9.0	7	5	4	7	9	1	0	1	2	0	1	1	1	6-5	5-9	2	4.03
Mar 15	NEW MEXICO STA	9.0	4	6	6	9	15	0	0	1	1	0	0	0	0	12-6	6-9	2	4.18
Mar 16	NEW MEXICO STA	9.0	9	5	3	4	9	2	2	0	4	0	1	1	0	6-5	7-9	2	4.10
Mar 18	TEXAS A&M-CC	9.0	11	12	6	9	11	3	0	1	0	0	1	0	1	13-12	8-9	2	4.22
Mar 19	TEXAS A&M-CC	9.0	7	4	2	5	7	1	0	0	0	0	2	1	1	1-4	8-10	2	4.09
Mar 20	TEXAS A&M-CC	9.0	23	21	17	3	11	7	0	5	3	0	2	3	0	4-21	8-11	2	4.81
*Mar 25	MICHIGAN	9.0	16	9	9	2	10	4	0	5	1	0	0	1	0	13-9	9-11	2	5.03
*Mar 26	MICHIGAN	9.0	8	8	6	4	10	2	0	2	1	0	1	0	0	6-8	9-12	2	5.08
*Mar 27	MICHIGAN	9.0	9	6	6	5	9	1	0	1	1	0	2	1	0	1-6	9-13	2	5.12
Mar 29	at Creighton	8.0	5	3	2	4	7	1	0	0	2	0	0	0	0	2-3	9-14	2	5.01
*Apr 01	at Ohio State	9.0	9	3	3	3	11	3	0	1	0	0	0	1	0	5-3	10-14	3	4.92
*Apr 02	at Ohio State	9.0	7	5	4	1	7	3	0	0	0	0	1	2	0	10-5	11-14	3	4.88
*Apr 03	at Ohio State	9.0	11	5	5	4	3	0	0	1	0	0	1	3	0	17-5	12-14	3	4.88
Apr 06	at Omaha	8.0	8	6	6	4	6	4	0	0	1	0	1	0	0	5-6	12-15	3	4.95
*Apr 08	RUTGERS	9.0	10	7	7	1	9	2	0	3	1	0	3	0	0	5-7	12-16	3	5.03
*Apr 09	RUTGERS	9.0	4	5	3	1	8	1	0	1	0	0	3	0	0	4-5	12-17	3	4.95
*Apr 10	RUTGERS	9.0	19	19	14	6	10	3	0	5	1	0	2	1	0	1-19	12-18	3	5.27
Apr 14	BYU	9.0	1	0	0	0	9	0	0	0	0	0	2	0	0	1-0	13-18	4	5.09
Apr 15	BYU	7.0	2	3	0	2	5	0	0	0	1	0	0	0	0	2-3	13-19	4	4.96
Apr 15	BYU	9.0	7	7	6	7	9	2	0	2	1	0	1	0	0	6-7	13-20	4	4.99
Apr 16	BYU	9.0	8	4	2	1	7	0	0	1	2	0	1	1	0	3-4	13-21	4	4.90
Apr 20	NORTH DAKOTA S	9.0	7	3	3	6	6	1	0	1	0	0	3	1	0	4-3	14-21	5	4.84
*Apr 22	at Indiana	8.0	12	8	7	1	6	3	1	1	0	0	2	1	0	7-8	14-22	5	4.92
*Apr 23	at Indiana	8.0	13	8	3	3	5	1	1	1	1	0	0	1	0	1-8	14-23	5	4.88
*Apr 24	at Indiana	9.0	10	7	7	5	12	4	1	0	0	0	2	0	0	19-7	15-23	5	4.94
Apr 26	K-STATE	9.0	5	6	6	6	8	0	0	1	2	0	1	0	0	8-6	16-23	6	4.97
Apr 27	OMAHA	7.0	6	3	3	2	5	2	0	1	1	0	0	1	0	14-3	17-23	6	4.95
*Apr 29	IOWA	9.0	7	1	1	2	8	0	0	1	1	0	0	1	0	0-1	17-24	6	4.85
*May 1	IOWA	7.0	4	1	1	0	7	1	0	1	0	0	1	0	0	12-1	18-24	6	4.78
*May 1	IOWA	10.0	9	5	5	3	12	1	0	2	1	0	1	0	1	3-5	18-25	6	4.77
*May 06	at Minnesota Gophe	9.0	10	5	4	2	8	2	0	1	0	0	1	0	0	12-5	19-25	6	4.75
*May 07	at Minnesota Gophe	11.1	14	9	7	9	14	2	0	0	1	0	0	0	2	8-9	19-26	6	4.77
*May 08	at Minnesota Gophe	8.0	7	3	3	2	9	4	0	1	1	0	1	0	0	1-3	19-27	6	4.75
*May 13	at Illinois	8.0	14	8	7	4	4	5	1	1	3	0	1	0	0	3-8	19-28	6	4.81
*May 14	at Illinois	9.0	9	2	2	1	8	2	0	0	0	0	0	1	0	11-2	20-28	6	4.75
*May 15	at Illinois	8.2	10	5	3	5	10	1	0	0	0	0	0	1	0	4-5	20-29	6	4.71
Totals		422.0	422	278	221	181	403	92	8	47	44	1	53	32	9	284-278	20-29	6	4.71

2022 OPPONENT GAME-BY-GAME BATTING

Date	Opponent	ab	r	h	rbi	2b	3b	hr	tb	bb	ibb	sb	cs	hbp	sac	sf	qdp	k	po	a	e	lob	avg
Feb 18	at Sam Houston	34	8	9	8	2	0	0	11	8	0	0	0	3	0	0	0	11	27	9	2	13	.265
Feb 19	at Sam Houston	24	5	8	5	1	1	0	11	2	0	0	1	0	0	1	1	6	21	8	1	5	.293
Feb 19	at Sam Houston	38	9	10	8	4	0	1	17	3	0	1	0	3	0	1	0	9	27	10	2	9	.281
Feb 20	at Sam Houston	31	6	10	5	2	0	0	12	4	2	1	0	1	0	1	1	5	27	8	1	7	.291
Feb 25	vs TCU	28	4	6	4	2	0	1	11	5	1	0	0	0	0	0	1	10	27	12	0	5	.277
Feb 26	vs TCU	30	8	9	8	2	0	1	14	10	0	3	1	3	0	0	0	6	27	7	0	11	.281
Feb 27	vs TCU	32	5	9	5	2	1	0	13	2	0	0	0	0	0	0	0	5	27	6	1	5	.281
Mar 04	vs Northwestern Sta	31	0	5	0	2	0	0	7	2	0	2	0	1	0	0	1	13	27	13	0	7	.266
Mar 04	at UT Arlington	35	4	11	4	3	0	0	14	2	0	0	1	2	0	0	1	5	27	8	1	9	.272
Mar 05	vs Northwestern Sta	29	0	3	0	0	0	0	3	1	0	0	0	0	1	0	1	8	24	16	2	4	.256
Mar 05	at UT Arlington	32	2	6	2	0	0	0	6	2	0	0	1	1	0	0	1	5	27	14	1	6	.250
Mar 09	at K-State	33	6	8	4	1	0	1	12	3	0	0	0	0	1	1	0	9	27	5	0	8	.249
Mar 13	at Omaha	30	4	6	3	2	0	1	11	4	0	0	0	1	2	0	0	7	27	5	2	8	.246
Mar 14	OMAHA	32	5	7	4	1	0	1	11	7	1	0	0	1	2	1	1	9	25	12	2	11	.244
Mar 15	NEW MEXICO STA	30	6	4	6	0	0	1	7	9	0	1	0	0	1	0	0	15	24	13	3	7	.237
Mar 16	NEW MEXICO STA	35	5	9	3	2	2	0	15	4	0	1	0	1	0	1	0	9	26	4	2	9	.238
Mar 18	TEXAS A&M-CC	38	12	11	11	3	0	1	17	9	1	0	0	1	1	1	0	11	26	5	2	12	.242
Mar 19	TEXAS A&M-CC	33	4	7	4	1	0	0	8	5	1	2	1	2	0	1	1	7	27	10	1	10	.240
Mar 20	TEXAS A&M-CC	48	21	23	20	7	0	5	45	3	0	1	0	2	1	0	3	11	27	12	2	7	.258
'Mar 25	MICHIGAN	42	9	16	9	4	0	5	35	2	0	3	0	0	0	0	0	10	24	4	1	8	.266
'Mar 26	MICHIGAN	36	8	8	8	2	0	2	16	4	0	1	0	1	0	0	0	10	27	13	0	6	.264
'Mar 27	MICHIGAN	34	6	9	5	1	0	1	13	5	0	1	1	2	0	0	1	9	27	11	0	8	.264
Mar 29	at Creighton	28	3	5	2	1	0	0	6	4	0	2	1	0	0	1	0	7	27	12	5	6	.261
'Apr 01	at Ohio State	35	3	9	3	3	0	1	15	3	0	1	0	0	0	0	0	11	27	13	6	8	.261
'Apr 02	at Ohio State	32	5	7	5	3	0	0	10	1	0	0	0	1	1	0	2	7	27	9	0	3	.259
'Apr 03	at Ohio State	34	5	11	5	0	0	1	14	4	0	2	0	1	0	0	2	3	27	7	1	7	.262
Apr 06	at Omaha	32	6	8	6	4	0	0	12	4	0	2	0	1	0	1	0	6	27	9	3	8	.261
'Apr 08	RUTGERS	37	7	10	7	2	0	3	21	1	0	0	0	3	0	0	0	9	27	8	1	7	.262
'Apr 09	RUTGERS	33	5	4	5	1	0	1	8	1	0	0	0	3	1	0	0	8	27	11	0	6	.257
'Apr 10	RUTGERS	45	19	19	19	3	0	5	37	6	0	0	0	2	1	0	1	10	27	9	0	8	.264
Apr 14	BYU	28	0	1	0	0	0	0	1	0	0	1	0	2	0	0	0	9	24	10	0	3	.258
Apr 15	BYU	23	3	2	2	0	0	0	2	2	0	0	0	0	0	1	0	5	21	10	1	2	.254
Apr 15	BYU	32	7	7	7	2	0	2	15	7	0	0	1	1	0	1	0	9	27	11	2	7	.253
Apr 16	BYU	36	4	8	4	0	0	1	11	1	0	0	0	1	0	0	0	7	27	13	0	7	.252
Apr 20	NORTH DAKOTA S	31	3	7	3	1	0	1	11	6	0	0	2	3	0	0	0	6	24	7	1	10	.252
'Apr 22	at Indiana	33	8	12	8	3	1	1	20	1	0	1	0	2	1	1	1	6	27	5	1	6	.255
'Apr 23	at Indiana	37	8	13	7	1	1	1	19	3	0	1	0	0	0	0	1	5	27	6	0	8	.258
'Apr 24	at Indiana	37	7	10	7	4	1	0	16	5	0	1	0	2	0	0	0	12	27	9	0	10	.258
Apr 26	K-STATE	32	6	5	5	0	0	1	8	6	0	2	0	1	0	0	0	8	24	5	1	6	.255
Apr 27	OMAHA	26	3	6	3	2	0	1	11	2	0	0	0	0	0	0	1	5	18	5	2	4	.255
'Apr 29	IOWA	33	1	7	1	0	0	1	10	2	0	1	0	0	0	0	1	8	27	8	0	7	.254
'May 1	IOWA	25	1	4	1	1	0	1	8	0	0	0	0	1	0	0	0	7	18	8	1	4	.252
'May 1	IOWA	38	5	9	5	1	0	2	16	3	1	1	0	1	0	1	0	12	30	11	1	8	.252
'May 06	at Minnesota Gophe	36	5	10	4	2	0	1	15	2	0	0	0	1	0	2	0	8	27	8	1	9	.252
'May 07	at Minnesota Gophe	44	9	14	6	2	0	0	16	9	2	1	2	0	2	1	0	14	36	17	4	13	.254
'May 08	at Minnesota Gophe	28	3	7	3	4	0	1	14	2	0	0	1	1	1	1	0	9	27	8	1	6	.254
'May 13	at Illinois	38	8	14	7	5	1	1	24	4	0	1	0	1	0	0	0	4	27	6	1	11	.257
'May 14	at Illinois	34	2	9	2	2	0	0	11	1	0	0	0	0	0	1	1	8	27	11	0	7	.257
'May 15	at Illinois	33	5	10	4	1	0	0	11	5	0	1	0	0	0	1	1	10	27	12	1	8	.258
Totals		1635	278	422	257	92	8	47	671	181	9	35	13	53	16	20	24	403	1283	453	60	364	.258

2022 OPPONENT GAME-BY-GAME PITCHING

Date	Opponent	ip	h	r	er	bb	so	2b	3b	hr	wp	bk	hbp	dp	ibb	score	w-l	sv	era
Feb 18	at Sam Houston	9.0	9	5	4	3	15	2	1	0	0	0	1	0	0	8-5	1-0	1	4.00
Feb 19	at Sam Houston	7.0	5	1	0	1	8	1	0	0	0	0	0	1	0	5-1	2-0	1	2.25
Feb 19	at Sam Houston	9.0	13	12	9	5	8	5	0	0	1	0	1	0	0	9-12	2-1	1	4.68
Feb 20	at Sam Houston	9.0	9	3	3	1	12	1	0	0	0	0	2	0	0	6-3	3-1	2	4.24
Feb 25	vs TCU	9.0	6	1	1	5	13	0	0	0	0	0	2	2	0	4-1	4-1	3	3.56
Feb 26	vs TCU	9.0	5	3	3	0	12	2	0	2	0	0	0	0	0	8-3	5-1	4	3.46
Feb 27	vs TCU	9.0	10	3	2	0	8	1	0	1	0	0	0	0	0	5-3	6-1	5	3.25
Mar 04	vs Northwestern Sta	9.0	8	2	2	1	8	1	0	1	0	0	1	2	0	0-2	6-2	5	3.09
Mar 04	at UT Arlington	9.0	10	3	3	4	11	1	0	0	1	0	1	1	0	4-3	7-2	5	3.08
Mar 05	vs Northwestern Sta	8.0	8	6	3	3	2	0	0	0	1	0	0	1	0	0-6	7-3	5	3.10
Mar 05	at UT Arlington	9.0	15	8	7	1	9	0	3	0	0	0	2	1	0	2-8	7-4	5	3.47
Mar 09	at K-State	9.0	6	4	4	2	9	2	1	0	1	0	0	0	0	6-4	8-4	6	3.51
Mar 13	at Omaha	9.0	3	3	1	5	11	1	0	1	0	0	0	0	0	4-3	9-4	6	3.32
Mar 14	Omaha	8.1	12	6	6	4	6	3	0	3	0	0	0	0	0	5-6	9-5	6	3.53
Mar 15	New Mexico State	8.0	10	12	6	6	7	3	0	1	2	2	3	0	0	6-12	9-6	6	3.73
Mar 16	New Mexico State	8.2	5	6	4	5	9	0	0	1	2	1	0	0	1	5-6	9-7	6	3.76
Mar 18	Texas A&M-CC	8.2	12	13	11	5	12	4	1	2	2	0	2	0	0	12-13	9-8	6	4.21
Mar 19	Texas A&M-CC	9.0	1	1	0	7	4	0	0	0	0	0	2	2	1	4-1	10-8	7	3.96
Mar 20	Texas A&M-CC	9.0	4	4	3	6	6	1	0	0	2	0	4	2	0	21-4	11-8	7	3.91
*Mar 25	Michigan	8.0	9	13	12	11	11	2	0	0	1	0	4	0	0	9-13	11-9	7	4.35
*Mar 26	Michigan	9.0	9	6	6	4	10	1	1	0	1	0	0	0	0	8-6	12-9	7	4.43
*Mar 27	Michigan	9.0	6	1	1	4	10	2	0	1	0	0	0	0	0	6-1	13-9	8	4.27
Mar 29	at Creighton	9.0	8	2	1	1	8	3	0	0	1	0	1	1	0	3-2	14-9	9	4.13
*Apr 01	at Ohio State	9.0	8	5	3	2	16	1	0	1	1	0	2	0	0	3-5	14-10	9	4.08
*Apr 02	at Ohio State	9.0	11	10	10	5	9	2	1	2	0	0	1	0	0	5-10	14-11	9	4.32
*Apr 03	at Ohio State	9.0	16	17	17	10	10	3	0	1	1	1	4	0	0	5-17	14-12	9	4.82
Apr 06	at Omaha	9.0	9	5	3	7	11	2	0	1	1	0	1	0	0	6-5	15-12	10	4.75
*Apr 08	Rutgers	9.0	6	5	5	5	8	1	1	0	1	0	2	0	0	7-5	16-12	10	4.76
*Apr 09	Rutgers	9.0	7	4	4	7	11	1	0	1	1	0	1	0	0	5-4	17-12	11	4.74
*Apr 10	Rutgers	9.0	2	1	1	4	8	2	0	0	0	0	2	0	0	19-1	18-12	11	4.61
Apr 14	BYU	8.0	3	1	1	2	9	1	0	0	0	0	0	1	0	0-1	18-13	11	4.51
Apr 15	BYU	7.0	2	2	2	4	5	0	0	1	1	0	2	1	0	3-2	19-13	12	4.46
Apr 15	BYU	9.0	8	6	6	2	8	2	1	1	3	0	2	0	0	7-6	20-13	13	4.51
Apr 16	BYU	9.0	8	3	3	3	8	1	0	2	1	0	2	1	0	4-3	21-13	14	4.46
Apr 20	North Dakota State	8.0	7	4	3	3	7	2	0	2	0	0	4	2	0	3-4	21-14	14	4.43
*Apr 22	at Indiana	9.0	9	7	7	5	13	0	0	2	0	0	2	0	0	8-7	22-14	15	4.50
*Apr 23	at Indiana	9.0	5	1	1	5	16	3	0	0	0	0	1	0	0	8-1	23-14	16	4.41
*Apr 24	at Indiana	9.0	20	19	19	12	9	2	1	4	4	0	6	2	0	7-19	23-15	16	4.80
Apr 26	K-State	8.0	8	8	7	8	12	1	2	1	0	0	4	2	0	6-8	23-16	16	4.88
Apr 27	Omaha	6.0	10	14	10	8	3	1	0	2	1	0	4	1	0	3-14	23-17	16	5.05
*Apr 29	Iowa	9.0	2	0	0	2	6	0	0	0	0	0	1	0	0	1-0	24-17	16	4.92
*May 1	Iowa	6.0	10	12	8	8	7	1	0	4	3	0	1	0	0	1-12	24-18	16	5.04
*May 1	Iowa	10.0	7	3	2	3	10	1	0	0	2	0	1	1	0	5-3	25-18	17	4.95
*May 06	at Minnesota Gophe	9.0	14	12	11	7	7	1	0	1	4	0	2	0	1	5-12	25-19	17	5.10
*May 07	at Minnesota Gophe	12.0	11	8	6	7	7	2	0	1	1	0	3	0	0	9-8	26-19	17	5.08
*May 08	at Minnesota Gophe	9.0	5	1	1	2	10	2	0	0	0	0	0	2	0	3-1	27-19	18	4.99
*May 13	at Illinois	9.0	6	3	3	2	12	0	0	0	0	0	1	2	0	8-3	28-19	18	4.94
*May 14	at Illinois	9.0	12	11	11	5	6	3	0	3	2	1	3	0	0	2-11	28-20	18	5.07
*May 15	at Illinois	9.0	6	4	4	2	9	0	0	1	0	0	1	0	0	5-4	29-20	18	5.05
Totals		427.2	395	284	240	214	446	71	13	44	42	5	79	28	3	278-284	29-20	18	5.05

2022 MISCELLANEOUS STATS

Multiple Hit Games	2	3	4	5+	Total
Anderson, Max	9	6	1	-	16
Everitt, Griffin	7	4	2	-	13
Anglim, Garrett	6	4	1	-	11
Chick, Cam	7	3	-	-	10
Matthews, Brice	7	2	-	-	9
Banjoff, Leighton	7	-	-	-	7
Jackson, Core	6	-	-	-	6
Jessen, Luke	4	1	-	-	5
Gomes, Colby	4	1	-	-	5
Sartori, Luke	4	-	-	-	4
Caron, Josh	3	-	-	-	3
Wimmers, Nick	1	-	-	-	1
Steil, Jack	1	-	-	-	1
Swansen, Gabe	1	-	-	-	1
Cervantes, Efry	1	-	-	-	1
TEAM	68	21	4	0	93

Multiple RBI Games	2	3	4	5+	Total
Everitt, Griffin	7	2	3	-	12
Anderson, Max	5	3	3	-	11
Matthews, Brice	6	1	1	-	8
Chick, Cam	5	-	1	-	6
Gomes, Colby	2	2	1	-	5
Anglim, Garrett	2	1	-	2	5
Banjoff, Leighton	2	1	-	-	3
Cervantes, Efry	2	-	-	-	2
Jackson, Core	1	1	-	-	2
Wimmers, Nick	1	-	-	-	1
Caron, Josh	1	-	-	-	1
Sartori, Luke	-	-	1	-	1
Swansen, Gabe	-	1	-	-	1
Jessen, Luke	1	-	-	-	1
Steil, Jack	1	-	-	-	1
TEAM	36	12	10	2	60

Hitting Streaks	Longest	Current
Anderson, Max	8	8
Matthews, Brice	8	-
Gomes, Colby	8	2
Everitt, Griffin	6	2
Banjoff, Leighton	6	-
Jackson, Core	5	-
Anglim, Garrett	5	3
Jessen, Luke	4	-
Cervantes, Efry	4	-
Steil, Jack	4	-
Chick, Cam	4	-
Wimmers, Nick	4	-
Sartori, Luke	3	-
Caron, Josh	3	-
Swansen, Gabe	2	1

Reached Base Streaks	Longest	Current
Matthews, Brice	22	-
Everitt, Griffin	18	4
Chick, Cam	13	-
Caron, Josh	10	-
Anglim, Garrett	10	3
Anderson, Max	9	8
Jackson, Core	9	7
Banjoff, Leighton	8	1
Gomes, Colby	8	3
Jessen, Luke	7	-
Wimmers, Nick	7	-
Cervantes, Efry	6	-
Steil, Jack	5	-
Sartori, Luke	4	-
Swansen, Gabe	3	1
Palmer, Tyler	1	-

2022 SEASON RESULTS

Date	Opponent	Score	Inns	Overall	Big Ten	Pitcher of record	Attend	Time
Feb 18, 2022	at Sam Houston	L 5-8	9	0-1-0	0-0-0	Olson, E. (L 0-1)	423	3:07
Feb 19, 2022	at Sam Houston-1	L 1-5	7	0-2-0	0-0-0	Schanaman, S (L 0-1)	1488	1:52
Feb 19, 2022	at Sam Houston-2	w 12-9	9	1-2-0	0-0-0	Ornelas, M. (W 1-0)	1488	3:29
Feb 20, 2022	at Sam Houston	L 3-6	9	1-3-0	0-0-0	Bragg, B. (L 0-1)	1255	2:35
Feb 25, 2022	vs #17 TCU	L 1-4	9	1-4-0	0-0-0	Perry, K. (L 0-1)	4912	2:54
Feb 26, 2022	vs #17 TCU	L 3-8	9	1-5-0	0-0-0	Schanaman, S (L 0-2)	5476	3:08
Feb 27, 2022	vs #17 TCU	L 3-5	9	1-6-0	0-0-0	McCarville (L 0-1)	0	2:31
Mar 04, 2022	vs Northwestern State	w 2-0	9	2-6-0	0-0-0	Frank, K. (W 1-0)	200	2:15
Mar 04, 2022	at UT Arlington	L 3-4	9	2-7-0	0-0-0	Gomes, C. (L 0-1)	720	2:55
Mar 05, 2022	vs Northwestern State	w 6-0	9	3-7-0	0-0-0	Schanaman, S (W 1-2)	311	1:57
Mar 05, 2022	at UT Arlington	w 8-2	9	4-7-0	0-0-0	McCarville (W 1-1)	766	2:40
Mar 09, 2022	at K-State	L 4-6	9	4-8-0	0-0-0	Olson, E. (L 0-2)	1176	2:26
Mar 13, 2022	at Omaha	L 3-4	9	4-9-0	0-0-0	Perry, K. (L 0-2)	3009	2:35
Mar 14, 2022	OMAHA	w 6-5	9	5-9-0	0-0-0	Bragg, B. (W 1-1)	1466	2:44
Mar 15, 2022	NEW MEXICO STATE	w 12-6	9	6-9-0	0-0-0	McCarville (W 2-1)	4901	2:58
Mar 16, 2022	NEW MEXICO STATE	w 6-5	9	7-9-0	0-0-0	Olson, E. (W 1-2)	5043	2:50
Mar 18, 2022	TEXAS A&M-CC	w 13-12	9	8-9-0	0-0-0	Ornelas, M. (W 2-0)	4407	3:58
Mar 19, 2022	TEXAS A&M-CC	L 1-4	9	8-10-0	0-0-0	Schanaman, S (L 1-3)	5446	2:35
Mar 20, 2022	TEXAS A&M-CC	L 4-21	9	8-11-0	0-0-0	McCarville (L 2-2)	5627	3:11
* Mar 25, 2022	MICHIGAN	w 13-9	9	9-11-0	1-0-0	Frank, K. (W 2-0)	5109	3:34
* Mar 26, 2022	MICHIGAN	L 6-8	9	9-12-0	1-1-0	Bragg, B. (L 1-2)	6561	2:52
* Mar 27, 2022	MICHIGAN	L 1-6	9	9-13-0	1-2-0	McCarville (L 2-3)	5075	3:09
Mar 29, 2022	at Creighton	L 2-3	9	9-14-0	1-2-0	Jelkin, J. (L 0-1)	3110	3:12
* Apr 01, 2022	at Ohio State	w 5-3	9	10-14-0	2-2-0	Schanaman, S (W 2-3)	1370	2:38
* Apr 02, 2022	at Ohio State	w 10-5	9	11-14-0	3-2-0	Martin, T. (W 1-0)	1118	2:39
* Apr 03, 2022	at Ohio State	w 17-5	9	12-14-0	4-2-0	Jelkin, J. (W 1-1)	1079	3:19
Apr 06, 2022	at Omaha	L 5-6	9	12-15-0	4-2-0	Christo, D. (L 0-1)	1585	3:20
* Apr 08, 2022	RUTGERS	L 5-7	9	12-16-0	4-3-0	Schanaman, S (L 2-4)	5053	2:40
* Apr 09, 2022	RUTGERS	L 4-5	9	12-17-0	4-4-0	Bragg, B. (L 1-3)	5852	2:55
* Apr 10, 2022	RUTGERS	L 1-19	9	12-18-0	4-5-0	McCarville (L 2-4)	5282	2:57
Apr 14, 2022	BYU	w 1-0	9	13-18-0	4-5-0	Martin, T. (W 2-0)	4382	2:09
Apr 15, 2022	BYU-1	L 2-3	7	13-19-0	4-5-0	Schanaman, S (L 2-5)	-	1:56
Apr 15, 2022	BYU-2	L 6-7	9	13-20-0	4-5-0	Bragg, B. (L 1-4)	5219	2:41
Apr 16, 2022	BYU	L 3-4	9	13-21-0	4-5-0	Hawkins, C. (L 0-1)	5005	2:38
Apr 20, 2022	NORTH DAKOTA STATE	w 4-3	9	14-21-0	4-5-0	Hood, C. (W 1-0)	4462	2:59
* Apr 22, 2022	at Indiana	L 7-8	9	14-22-0	4-6-0	Schanaman, S (L 2-6)	1655	2:53
* Apr 23, 2022	at Indiana	L 1-8	9	14-23-0	4-7-0	Olson, E. (L 1-3)	1751	2:52
* Apr 24, 2022	at Indiana	w 19-7	9	15-23-0	5-7-0	Frank, K. (W 3-0)	1973	3:54
Apr 26, 2022	K-STATE	w 8-6	9	16-23-0	5-7-0	Hood, C. (W 2-0)	5353	3:09
Apr 27, 2022	OMAHA	w 14-3	7	17-23-0	5-7-0	McCarville (W 3-4)	4867	2:31
* Apr 29, 2022	IOWA	L 0-1	9	17-24-0	5-8-0	Schanaman, S (L 2-7)	4835	2:08
* May 1, 2022	IOWA-1	w 12-1	7	18-24-0	6-8-0	Olson, E. (W 2-3)	-	2:06
* May 1, 2022	IOWA-2	L 3-5	(10)	18-25-0	6-9-0	Bragg, B. (L 1-5)	5741	3:01
* May 06, 2022	at Minnesota Gophers	w 12-5	9	19-25-0	7-9-0	Frank, K. (W 4-0)	606	3:02
* May 07, 2022	at Minnesota Gophers	L 8-9	(12)	19-26-0	7-10-0	Bragg, B. (L 1-6)	1272	4:34
* May 08, 2022	at Minnesota Gophers	L 1-3	9	19-27-0	7-11-0	McCarville (L 3-5)	504	2:33
* May 13, 2022	at Illinois	L 3-8	9	19-28-0	7-12-0	Schanaman, S (L 2-8)	3089	2:46
* May 14, 2022	at Illinois	w 11-2	9	20-28-0	8-12-0	Olson, E. (W 3-3)	789	2:52
* May 15, 2022	at Illinois	L 4-5	9	20-29-0	8-13-0	Hawkins, C. (L 0-2)	802	2:52

* = Conference game

() extra inning game

2022 NEBRASKA GAME-BY-GAME STARTERS

Opponent	C	1B	2B	3B	SS	LF	CF	RF	DH	SP
at Sam Houston	Everitt	Gomes	Jackson	Anderson	Matthews	Chick	Sartori	Banjoff	Caron	Perry
at Sam Houston	Everitt	Gomes	Jackson	Anderson	Matthews	Chick	Sartori	Banjoff	Jessen	Schanaman
at Sam Houston	Everitt	Gomes	Cervantes	Anderson	Matthews	Chick	Sartori	Banjoff	Jessen	McCarville
at Sam Houston	Everitt	Gomes	Cervantes	Anderson	Matthews	Banjoff	Sartori	Anglim	Caron	Bragg
vs. No. 17 TCU	Everitt	Gomes	Chick	Anderson	Matthews	Jessen	Sartori	Banjoff	Caron	Perry
vs. No. 17 TCU	Everitt	Gomes	Jackson	Anderson	Cervantes	Chick	Sartori	Banjoff	Jessen	Schanaman
vs. No. 17 TCU	Everitt	Gomes	Jackson	Anderson	Matthews	Swansen	Chick	Banjoff	Caron	McCarville
vs. Northwestern St.	Everitt	Gomes	Cervantes	Anderson	Matthews	Chick	Sartori	Banjoff	Swansen	Frank
at UT Arlington	Everitt	Steil	Cervantes	Anderson	Matthews	Jessen	Chick	Banjoff	Caron	Perry
vs. Northwestern St.	Everitt	Steil	Jackson	Cervantes	Matthews	Jessen	Banjoff	Anglim	Anderson	Schanaman
at UT Arlington	Caron	Steil	Cervantes	Anderson	Matthews	Jessen	Banjoff	Anglim	Everitt	McCarville
at Kansas State	Everitt	Steil	Cervantes	Anderson	Matthews	Banjoff	Sartori	Anglim	Jessen	Olson
at Omaha	Everitt	Gomes	Matthews	Anderson	Jackson	Jessen	Anglim	Banjoff	Caron	Frank
Omaha	Everitt	Gomes	Matthews	Cervantes	Jackson	Banjoff	Chick	Anglim	Anderson	Schanaman
New Mexico State	Caron	Anderson	Matthews	Cervantes	Jackson	Jessen	Chick	Anglim	Everitt	McCarville
New Mexico State	Caron	Anderson	Matthews	Cervantes	Jackson	Jessen	Chick	Anglim	Everitt	Christo
Texas A&M-CC	Everitt	Steil	Matthews	Anderson	Cervantes	Jessen	Chick	Jessen	Caron	Perry
Texas A&M-CC	Everitt	Gomes	Matthews	Anderson	Cervantes	Banjoff	Chick	Anglim	Jackson	Schanaman
Texas A&M-CC	Caron	Anderson	Jackson	Matthews	Cervantes	Banjoff	Chick	Anglim	Everitt	McCarville
Michigan	Everitt	Steil	Jackson	Anderson	Matthews	Chick	Sartori	Anglim	Jessen	Frank
Michigan	Everitt	Steil	Jackson	Anderson	Matthews	Chick	Sartori	Anglim	Jessen	Schanaman
Michigan	Everitt	Steil	Jackson	Anderson	Matthews	Chick	Sartori	Anglim	Caron	McCarville
at Creighton	Everitt	Steil	Jackson	Anderson	Matthews	Chick	Palmer	Anglim	Jessen	Jelkin
at Ohio State	Everitt	Steil	Jackson	Anderson	Matthews	Banjoff	Sartori	Anglim	Chick	Schanaman
at Ohio State	Everitt	Steil	Jackson	Anderson	Matthews	Chick	Sartori	Anglim	Wimmers	Frank
at Ohio State	Everitt	Steil	Jackson	Anderson	Matthews	Chick	Sartori	Anglim	Wimmers	McCarville
at Omaha	Caron	Steil	Cervantes	Anderson	Matthews	Chick	Sartori	Anglim	Everitt	Christo
Rutgers	Everitt	Gomes	Cervantes	Anderson	Matthews	Chick	Sartori	Anglim	Wimmers	Schanaman
Rutgers	Everitt	Gomes	Jackson	Anderson	Matthews	Jessen	Chick	Anglim	Wimmers	Olson
Rutgers	Everitt	Steil	Cervantes	Anderson	Matthews	Banjoff	Chick	Anglim	Caron	McCarville
BYU	Everitt	Steil	Matthews	Anderson	Jackson	Chick	Sartori	Anglim	Wimmers	Frank
BYU	Everitt	Steil	Matthews	Anderson	Jackson	Chick	Sartori	Anglim	Wimmers	Schanaman
BYU	Caron	Steil	Matthews	Anderson	Cervantes	Banjoff	Chick	Anglim	Everitt	Olson
BYU	Everitt	Steil	Jackson	Anderson	Cervantes	Banjoff	Chick	Anglim	Wimmers	Brockett
North Dakota State	Caron	Steil	Matthews	Anderson	Cervantes	Banjoff	Chick	Anglim	Everitt	McCarville
at Indiana	Everitt	Steil	Matthews	Anderson	Cervantes	Banjoff	Chick	Anglim	Wimmers	Schanaman
at Indiana	Everitt	Steil	Jackson	Anderson	Matthews	Banjoff	Chick	Anglim	Jessen	Olson
at Indiana	Everitt	Anderson	Jackson	Cervantes	Matthews	Banjoff	Chick	Anglim	Swansen	Frank
Kansas State	Everitt	Anderson	Jackson	Cervantes	Matthews	Banjoff	Chick	Anglim	Swansen	Brockett
Omaha	Caron	Anderson	Jackson	Cervantes	Matthews	Banjoff	Chick	Anglim	Everitt	McCarville
Iowa	Everitt	Anderson	Jackson	Cervantes	Matthews	Banjoff	Chick	Anglim	Swansen	Schanaman
Iowa	Everitt	Anderson	Jackson	Cervantes	Matthews	Banjoff	Chick	Anglim	Swansen	Olson
Iowa	Everitt	Anderson	Jackson	Cervantes	Matthews	Banjoff	Chick	Anglim	Swansen	Frank
at Minnesota	Everitt	Anderson	Chick	Cervantes	Jackson	Banjoff	Sartori	Anglim	Gomes	Schanaman
at Minnesota	Everitt	Gomes	Anderson	Cervantes	Jackson	Chick	Sartori	Anglim	Banjoff	Olson
at Minnesota	Everitt	Gomes	Anderson	Cervantes	Jackson	Banjoff	Chick	Anglim	Swansen	Brockett
at Illinois	Everitt	Gomes	Anderson	Cervantes	Jackson	Banjoff	Chick	Anglim	Caron	Schanaman
at Illinois	Caron	Gomes	Anderson	Cervantes	Jackson	Banjoff	Chick	Anglim	Everitt	Olson
at Illinois	Caron	Gomes	Anderson	Cervantes	Jackson	Banjoff	Chick	Anglim	Everitt	Brockett

2022 NEBRASKA GAME-BY-GAME BATTING ORDER

Opponent	1	2	3	4	5	6	7	8	9
at Sam Houston	Banjoff	Chick	Anderson	Matthews	Everitt	Gomes	Caron	Jackson	Sartori
at Sam Houston	Banjoff	Chick	Anderson	Matthews	Everitt	Gomes	Jessen	Sartori	Jackson
at Sam Houston	Banjoff	Jessen	Anderson	Gomes	Everitt	Matthews	Sartori	Chick	Cervantes
at Sam Houston	Banjoff	Sartori	Anderson	Gomes	Everitt	Matthews	Caron	Anglim	Cervantes
vs. No. 17 TCU	Banjoff	Jessen	Anderson	Gomes	Everitt	Chick	Matthews	Caron	Sartori
vs. No. 17 TCU	Banjoff	Jessen	Anderson	Chick	Everitt	Gomes	Jackson	Cervantes	Sartori
vs. No. 17 TCU	Banjoff	Everitt	Anderson	Chick	Gomes	Caron	Jackson	Matthews	Swansen
vs. Northwestern St.	Matthews	Everitt	Anderson	Chick	Banjoff	Gomes	Swansen	Sartori	Cervantes
at UT Arlington	Matthews	Everitt	Anderson	Chick	Banjoff	Jessen	Caron	Steil	Cervantes
vs. Northwestern St.	Matthews	Jessen	Anderson	Everitt	Banjoff	Steil	Jackson	Anglim	Cervantes
at UT Arlington	Matthews	Jessen	Anderson	Everitt	Banjoff	Steil	Anglim	Caron	Cervantes
at Kansas State	Jessen	Anglim	Anderson	Everitt	Banjoff	Matthews	Cervantes	Steil	Sartori
at Omaha	Anglim	Jessen	Anderson	Everitt	Caron	Jackson	Matthews	Gomes	Banjoff
Omaha	Banjoff	Jackson	Anderson	Everitt	Matthews	Anglim	Chick	Gomes	Cervantes
New Mexico State	Jessen	Jackson	Anderson	Everitt	Matthews	Anglim	Caron	Chick	Cervantes
New Mexico State	Jessen	Jackson	Anderson	Everitt	Matthews	Anglim	Caron	Chick	Cervantes
Texas A&M-CC	Jessen	Anderson	Everitt	Matthews	Anglim	Caron	Chick	Steil	Cervantes
Texas A&M-CC	Anderson	Jackson	Everitt	Matthews	Anglim	Gomes	Chick	Cervantes	Banjoff
Texas A&M-CC	Anderson	Jackson	Everitt	Anglim	Matthews	Swansen	Chick	Caron	Cervantes
Michigan	Matthews	Chick	Anderson	Everitt	Anglim	Jessen	Steil	Jackson	Sartori
Michigan	Matthews	Chick	Anderson	Everitt	Anglim	Jessen	Steil	Jackson	Sartori
Michigan	Matthews	Chick	Anderson	Everitt	Anglim	Caron	Steil	Jackson	Sartori
at Creighton	Matthews	Chick	Anderson	Everitt	Anglim	Jessen	Steil	Jackson	Palmer
at Ohio State	Matthews	Chick	Anderson	Everitt	Anglim	Jackson	Banjoff	Sartori	Steil
at Ohio State	Matthews	Chick	Anderson	Everitt	Anglim	Wimmers	Jackson	Steil	Sartori
at Ohio State	Matthews	Chick	Anderson	Everitt	Anglim	Wimmers	Jackson	Steil	Sartori
at Omaha	Matthews	Chick	Anderson	Everitt	Anglim	Caron	Sartori	Steil	Cervantes
Rutgers	Matthews	Chick	Anderson	Everitt	Anglim	Wimmers	Sartori	Gomes	Cervantes
Rutgers	Matthews	Chick	Anderson	Everitt	Anglim	Wimmers	Jessen	Gomes	Jackson
Rutgers	Matthews	Chick	Anderson	Everitt	Anglim	Caron	Steil	Banjoff	Cervantes
BYU	Chick	Anglim	Anderson	Everitt	Wimmers	Matthews	Jackson	Sartori	Steil
BYU	Chick	Anglim	Anderson	Everitt	Wimmers	Matthews	Jackson	Sartori	Steil
BYU	Chick	Anglim	Anderson	Everitt	Banjoff	Cervantes	Caron	Matthews	Steil
BYU	Chick	Anglim	Anderson	Everitt	Wimmers	Banjoff	Cervantes	Jackson	Steil
North Dakota State	Chick	Anglim	Anderson	Everitt	Banjoff	Matthews	Cervantes	Caron	Steil
at Indiana	Chick	Anglim	Everitt	Anderson	Wimmers	Matthews	Banjoff	Cervantes	Steil
at Indiana	Chick	Anglim	Everitt	Anderson	Jessen	Matthews	Banjoff	Jackson	Steil
at Indiana	Chick	Anglim	Everitt	Anderson	Banjoff	Matthews	Swansen	Jackson	Cervantes
Kansas State	Chick	Anglim	Everitt	Anderson	Banjoff	Matthews	Swansen	Jackson	Cervantes
Omaha	Chick	Anglim	Everitt	Anderson	Banjoff	Matthews	Jackson	Caron	Cervantes
Iowa	Chick	Anglim	Everitt	Anderson	Banjoff	Matthews	Jackson	Swansen	Cervantes
Iowa	Chick	Anglim	Everitt	Anderson	Banjoff	Matthews	Jackson	Swansen	Cervantes
Iowa	Chick	Anglim	Everitt	Anderson	Banjoff	Matthews	Jackson	Swansen	Cervantes
at Minnesota	Chick	Anglim	Everitt	Anderson	Banjoff	Jackson	Gomes	Sartori	Cervantes
at Minnesota	Chick	Anglim	Everitt	Anderson	Banjoff	Jackson	Gomes	Sartori	Cervantes
at Minnesota	Chick	Anglim	Everitt	Anderson	Banjoff	Gomes	Jackson	Swansen	Cervantes
at Illinois	Chick	Anglim	Everitt	Anderson	Banjoff	Gomes	Jackson	Caron	Cervantes
at Illinois	Chick	Anglim	Everitt	Anderson	Banjoff	Gomes	Jackson	Caron	Cervantes
at Illinois	Chick	Anglim	Everitt	Anderson	Banjoff	Gomes	Jackson	Caron	Cervantes



#1 LUKE JESSEN

FR. • OF • L/L • OMAHA, NEB.

SEASON HIGHS

Hits: 3 at Sam Houston, 2/19/22
Runs: 2 (2x), last vs. New Mexico State, 3/15/22
Doubles: 1 at Kansas State, 3/9/22
Triples: 1 vs. Michigan, 3/26/22
Home Runs: ---
RBI: 2 vs. Michigan, 3/26/22
Stolen Bases: ---

CAREER HIGHS

Hits: 3 at Sam Houston, 2/19/22
Runs: 2 (2x), last vs. New Mexico State, 3/15/22
Doubles: 1 at Kansas State, 3/9/22
Triples: 1 vs. Michigan, 3/26/22
Home Runs: ---
RBI: 2 vs. Michigan, 3/26/22
Stolen Bases: ---

JESSEN'S CAREER STATS

Year	AVG	GP	GS	AB	R	H	2B	3B	HR	RBI	TB	SLG%	BB	HBP	SO	GDP	OB%	SF	SH	SB-ATT	PO	A	E	FLD%
2022	.239	24	17	67	9	16	1	1	0	5	19	.284	5	2	25	1	.311	0	1	0-2	12	0	0	1.000
TOTAL	.239	24	17	67	9	16	1	1	0	5	19	.284	5	2	25	1	.311	0	1	0-2	12	0	0	1.000



#3 MAX PETERSEN

FR. • INF • L/R • LINCOLN, NEB.

SEASON HIGHS

Hits: ---
Runs: ---
Doubles: ---
Triples: ---
Home Runs: ---
RBI: ---
Stolen Bases: ---

CAREER HIGHS

Hits: ---
Runs: ---
Doubles: ---
Triples: ---
Home Runs: ---
RBI: ---
Stolen Bases: ---

PETERSEN'S CAREER STATS

Year	AVG	GP	GS	AB	R	H	2B	3B	HR	RBI	TB	SLG%	BB	HBP	SO	GDP	OB%	SF	SH	SB-ATT	PO	A	E	FLD%
C																								



#4 MAX ANDERSON

SO. • INF • R/R • OMAHA, NEB.

SEASON HIGHS

Hits: 4 at UT Arlington, 3/5/22
Runs: 3 (2x), last vs. Omaha, 4/27/22
Doubles: 2 at Omaha, 4/6/22
Triples: 1 (3x), last vs. BYU, 4/15/22
Home Runs: 1 (8x), last at Illinois, 5/14/22
RBI: 4 (3x), last at Illinois, 5/14/22
Stolen Bases: 2 vs. K-State, 4/26/22

CAREER HIGHS

Hits: 4 (3x), last at UT Arlington, 3/5/22
Runs: 3 (2x), last vs. Omaha, 4/27/22
Doubles: 2 (2x), last at Omaha, 4/6/22
Triples: 1 (4x), last vs. BYU, 4/15/22
Home Runs: 1 (15x), last at Illinois, 5/14/22
RBI: 5 at Iowa, 3/21/21
Stolen Bases: 2 (2x), last vs. K-State, 4/26/22

ANDERSON'S CAREER STATS

Year	AVG	GP	GS	AB	R	H	2B	3B	HR	RBI	TB	SLG%	BB	HBP	SO	GDP	OB%	SF	SH	SB-ATT	PO	A	E	FLD%
2021	.332	45	45	184	35	61	8	1	7	32	92	.500	16	1	26	5	.386	1	0	3-4	23	53	6	.927
2022	.285	49	49	207	42	59	10	3	8	37	99	.478	14	3	26	5	.339	0	0	6-7	110	76	8	.959
TOTAL	.307	94	94	391	77	120	18	4	15	69	191	.488	30	4	52	10	.362	1	0	9-11	133	129	14	.949



#5 JOSH CARON

FR. • C/INF • R/R • SUN PRAIRIE, WIS.

SEASON HIGHS

Hits: 2 (3x), last at Omaha, 4/6/22
 Runs: 2 (2x), last at Omaha, 3/13/22
 Doubles: 1 (3x), last vs. North Dakota State, 4/20/22
 Triples: ---
 Home Runs: ---
 RBI: 2 vs. New Mexico State, 3/15/22
 Stolen Bases: 1 at Omaha, 3/13/22

CAREER HIGHS

Hits: 2 (3x), last at Omaha, 4/6/22
 Runs: 2 (2x), last at Omaha, 3/13/22
 Doubles: 1 (3x), last vs. North Dakota State, 4/20/22
 Triples: ---
 Home Runs: ---
 RBI: 2 vs. New Mexico State, 3/15/22
 Stolen Bases: 1 at Omaha, 3/13/22

CARON'S CAREER STATS

Year	AVG	GP	GS	AB	R	H	2B	3B	HR	RBI	TB	SLG%	BB	HBP	SO	GDP	OB%	SF	SH	SB-ATT	PO	A	E	FLD%
2022	.194	24	20	71	10	14	3	0	0	7	17	.236	11	3	17	2	.322	1	0	1-1	79	9	0	1.000
TOTAL	.194	24	20	71	10	14	3	0	0	7	17	.236	11	3	17	2	.322	1	0	1-1	79	9	0	1.000



#8 SHAY SCHANAMAN

SR. • RHP • R/R • GRAND ISLAND, NEB.

SEASON HIGHS

Innings: 9.0 vs. Northwestern State, 3/5/22
 Runs: 7 (3x), last at Illinois, 5/13/22
 Earned Runs: 7 vs. Rutgers, 4/8/22
 Walks: 4 vs. Omaha, 3/14/22
 Strikeouts: 8 (3x), last vs. Iowa, 4/29/22

CAREER HIGHS

Innings: 9.0 vs. Northwestern State, 3/5/22
 Runs: 7 (4x), last at Illinois, 5/13/22
 Earned Runs: 7 vs. Rutgers, 4/8/22
 Walks: 5 at Iowa, 3/21/21
 Strikeouts: 11 vs. Maryland, 4/10/21

SCHANAMAN'S CAREER STATS

Year	ERA	W	L	App	GS	CG	SHO	CBO	SV	IP	H	R	ER	BB	SO	2B	3B	HR	BF	B/Avg	WP	HBP	BK	SFA	SHA
2019	3.18	1	2	19	0	0	0	0	3	22.2	13	10	8	14	23	2	0	3	98	.163	6	1	0	1	2
2020	6.97	2	2	6	0	0	0	1	0	10.1	9	8	8	4	10	4	1	0	44	.231	0	0	0	0	1
2021	5.08	5	2	13	12	0	0	1	0	67.1	63	44	38	25	72	15	1	7	300	.242	4	12	0	3	0
2022	4.82	2	8	14	13	2	1	0	0	71.0	69	47	38	28	70	13	2	12	324	.250	6	11	1	6	3
TOTAL	4.83	10	14	52	25	2	1	2	3	171.1	154	109	92	71	175	34	4	22	766	.235	16	24	1	10	6



#9 EFRY CERVANTES

SR. • INF • R/R • TUCSON, ARIZ.

SEASON HIGHS

Hits: 2 at Ohio State, 4/3/22
 Runs: 2 (2x), last at Minnesota, 5/7/22
 Doubles: 1 (3x), last at Minnesota, 5/7/22
 Triples: ---
 Home Runs: 1 vs. Omaha, 3/14/22
 RBI: 2 (2x), last vs. Iowa, 5/1/22
 Stolen Bases: ---

CAREER HIGHS

Hits: 2 at Ohio State, 4/3/22
 Runs: 2 (2x), last at Minnesota, 5/7/22
 Doubles: 1 (3x), last at Minnesota, 5/7/22
 Triples: ---
 Home Runs: 1 vs. Omaha, 3/14/22
 RBI: 2 (3x), last vs. Iowa, 5/1/22
 Stolen Bases: 1 vs. Rutgers, 5/1/21

CERVANTES' CAREER STATS

Year	AVG	GP	GS	AB	R	H	2B	3B	HR	RBI	TB	SLG%	BB	HBP	SO	GDP	OB%	SF	SH	SB-ATT	PO	A	E	FLD%
2021	.082	36	14	49	7	4	0	0	0	4	4	.082	8	3	12	0	.250	0	5	1-2	19	25	1	.978
2022	.168	36	33	95	12	16	3	0	1	9	22	.232	13	10	18	0	.328	1	10	0-0	32	73	3	.972
TOTAL	.139	72	47	144	19	20	3	0	1	13	26	.181	21	13	30	0	.302	1	15	1-2	51	98	4	.974



#10 LEIGHTON BANJOFF

JR. • OF • R/R • SHEFFIELD VILLAGE, OHIO

SEASON HIGHS

Hits: 2 (7x), last at Minnesota, 5/7/22
Runs: 2 (2x), last at Omaha, 3/13/22
Doubles: 1 (4x), last vs. BYU, 4/16/22
Triples: ---
Home Runs: 1 at Indiana, 4/24/22
RBI: 3 at Indiana, 4/24/22
Stolen Bases: 1 (4x), last at Minnesota, 5/6/22

CAREER HIGHS

Hits: 4 at Arizona State, 3/1/20
Runs: 2 (7x), last vs. Northwestern State, 3/5/22
Doubles: 1 (10x), last vs. BYU, 4/16/22
Triples: ---
Home Runs: 2 at Arizona State, 3/1/20
RBI: 6 at Arizona State, 3/1/20
Stolen Bases: 1 (7x), last at Minnesota, 5/7/22

BANJOFF'S CAREER STATS

Year	AVG	GP	GS	AB	R	H	2B	3B	HR	RBI	TB	SLG%	BB	HBP	SO	GDP	OB%	SF	SH	SB-ATT	PO	A	E	FLD%
2020	.341	15	13	44	12	15	4	0	3	13	28	.636	13	3	16	0	.517	0	0	3-4	4	11	0	1.000
2021	.255	22	15	55	12	14	2	0	1	7	19	.345	10	3	21	1	.391	1	1	0-1	17	0	0	1.000
2022	.218	43	34	119	16	26	4	0	1	13	33	.277	31	4	39	1	.394	1	1	4-5	59	3	1	.984
TOTAL	.252	80	62	218	40	55	10	0	5	33	80	.367	54	10	76	2	.419	2	2	7-10	80	14	1	.989



#11 JACK STEIL

SO. • INF • R/R • COLD SPRING, MINN.

SEASON HIGHS

Hits: 2 at UT Arlington, 3/4/22
Runs: 3 at Ohio State, 4/3/22
Doubles: 1 (2x), last at Creighton, 3/29/22
Triples: ---
Home Runs: 1 vs. BYU, 4/16/22
RBI: 2 vs. BYU, 4/16/22
Stolen Bases: 1 (2x), last at Ohio State, 4/3/22

CAREER HIGHS

Hits: 3 vs. Iowa, 3/13/21
Runs: 3 at Ohio State, 4/3/22
Doubles: 1 (5x), last at Creighton, 3/29/22
Triples: ---
Home Runs: 1 (4x), last vs. BYU, 4/16/22
RBI: 3 vs. Purdue, 3/7/21
Stolen Bases: 2 vs. Iowa, 3/13/21

STEIL'S CAREER STATS

Year	AVG	GP	GS	AB	R	H	2B	3B	HR	RBI	TB	SLG%	BB	HBP	SO	GDP	OB%	SF	SH	SB-ATT	PO	A	E	FLD%
2020	.203	28	19	64	10	13	3	1	3	11	27	.422	2	5	25	0	.282	0	1	2-2	165	8	2	.989
2021	.176	32	21	68	10	12	2	0	1	7	17	.250	10	1	25	0	.284	2	1	2-3	199	13	2	.991
TOTAL	.189	60	40	132	20	25	5	1	4	18	44	.333	12	6	50	0	.283	2	2	4-5	364	21	4	.990



#12 BRAXTON BRAGG

JR. • RHP • R/R • KANSAS CITY, MO.

SEASON HIGHS

Innings: 5.1 vs. Iowa, 5/1/22
Runs: 4 at Sam Houston, 2/20/22
Earned Runs: 4 at Sam Houston, 2/20/22
Walks: 3 at Minnesota, 5/7/22
Strikeouts: 6 vs. Iowa, 5/1/22

CAREER HIGHS

Innings: 5.1 vs. Iowa, 5/1/22
Runs: 4 (2x), last at Sam Houston, 2/20/22
Earned Runs: 4 (2x), last at Sam Houston, 2/20/22
Walks: 3 at Minnesota, 5/7/22
Strikeouts: 6 vs. Iowa, 5/1/22

BRAGG'S CAREER STATS

Year	ERA	W	L	App	GS	CG	SHO	CBO	SV	IP	H	R	ER	BB	SO	2B	3B	HR	BF	B/Avg	WP	HBP	BK	SFA	SHA
2020	10.12	0	1	4	1	0	0	1	0	5.1	7	6	6	4	6	0	0	0	29	.304	2	2	0	0	0
2021	8.04	1	2	11	0	0	0	0	0	15.2	21	15	14	6	18	1	1	5	73	.323	1	1	0	1	0
2022	3.66	1	6	16	1	0	0	1	5	32.0	28	17	13	7	35	3	1	2	134	.235	2	2	0	4	2
TOTAL	5.60	2	9	31	2	0	0	2	5	53.0	56	38	33	17	59	4	2	7	236	.271	5	5	0	5	2



#13 CAM CHICK

SR. • INF/OF • S/R • COLUMBIA, MO.

SEASON HIGHS

Hits: 3 (3x), vs. Iowa, 5/1/22
Runs: 4 at Ohio State, 4/3/22
Doubles: 1 (6x), last vs. Iowa, 5/1/22
Triples: 1 (2x), last vs. K-State, 4/26/22
Home Runs: 1 (8x), last at Illinois, 5/14/22
RBI: 4 at Indiana, 4/24/22
Stolen Bases: 2 vs. K-State, 4/26/22

CAREER HIGHS

Hits: 4 at San Diego, 2/21/20
Runs: 4 at Ohio State, 4/3/22
Doubles: 1 (19x), last vs. Iowa, 5/1/22
Triples: 1 (3x), last vs. K-State, 4/26/22
Home Runs: 2 at Iowa, 3/20/21
RBI: 6 at Iowa, 3/20/21
Stolen Bases: 2 (4x), last vs. K-State, 4/26/22

CHICK'S CAREER STATS

Year	AVG	GP	GS	AB	R	H	2B	3B	HR	RBI	TB	SLG%	BB	HBP	SO	GDP	OB%	SF	SH	SB-ATT	PO	A	E	FLD%
2019	.240	47	42	171	33	41	3	0	4	31	56	.327	23	3	45	3	.333	4	0	6-8	20	32	10	.839
2020	.297	15	15	64	13	19	2	1	4	14	35	.547	4	2	8	1	.347	2	0	2-3	13	13	3	.897
2021	.260	44	42	154	29	40	8	0	8	39	72	.468	25	9	52	1	.387	3	0	8-10	48	28	5	.938
2022	.250	46	44	156	37	39	6	2	8	25	73	.468	34	16	63	0	.430	1	0	8-13	75	7	2	.976
TOTAL	.255	152	143	545	112	139	19	3	24	109	236	.433	86	30	168	5	.380	10	0	24-34	156	80	20	.922



#14 BRICE MATTHEWS

SO. • INF • R/R • HUMBLE, TEXAS

SEASON HIGHS

Hits: 3 (2x), last at Ohio State, 4/3/22
Runs: 4 vs. Iowa, 5/1/22
Doubles: 1 (8x), last vs. K-State, 4/26/22
Triples: ---
Home Runs: 1 (5x), last vs. Omaha, 4/27/22
RBI: 3 at Indiana, 4/22/22
Stolen Bases: 2 (3x), last vs. New Mexico State, 3/15/22

CAREER HIGHS

Hits: 3 (3x), last at Ohio State, 4/3/22
Runs: 4 vs. Iowa, 5/1/22
Doubles: 2 vs. Northwestern, 5/14/21
Triples: 1 at Indiana, 5/22/21
Home Runs: 1 (10x), last vs. Omaha, 4/27/22
RBI: 5 vs. Maryland, 4/11/21
Stolen Bases: 2 (5x), last vs. New Mexico State, 3/15/22

MATTHEWS' CAREER STATS

Year	AVG	GP	GS	AB	R	H	2B	3B	HR	RBI	TB	SLG%	BB	HBP	SO	GDP	OB%	SF	SH	SB-ATT	PO	A	E	FLD%
2021	.273	39	36	132	28	36	8	1	5	34	61	.462	23	0	44	2	.381	0	1	7-10	50	74	6	.954
2022	.252	42	41	147	29	37	8	0	6	26	63	.429	23	6	55	1	.371	2	4	12-13	55	104	14	.919
TOTAL	.262	81	77	279	57	73	16	1	11	60	124	.444	46	6	99	3	.375	2	5	19-23	105	178	20	.934



#16 GRIFFIN EVERITT

SR. • C • R/R • LINCOLN, NEB.

SEASON HIGHS

Hits: 4 (2x), last at Indiana, 4/24/22
Runs: 3 vs. Texas A&M-CC, 3/18/22
Doubles: 1 (12x), last at Minnesota, 5/6/22
Triples: 1 vs. Texas A&M-CC, 3/18/22
Home Runs: 2 vs. Omaha, 3/14/22
RBI: 4 (3x), last at Indiana, 4/24/22
Stolen Bases: 1 (2x), last vs. K-State, 4/26/22

CAREER HIGHS

Hits: 4 (2x), last at Indiana, 4/24/22
Runs: 3 (2x), last vs. Texas A&M-CC, 3/18/22
Doubles: 1 (18x), last at Minnesota, 5/6/22
Triples: 1 vs. Texas A&M-CC, 3/18/22
Home Runs: 2 vs. Omaha, 3/14/22
RBI: 4 (4x), last at Indiana, 4/24/22
Stolen Bases: 1 (5x), last vs. K-State, 4/26/22

EVERITT'S CAREER STATS

Year	AVG	GP	GS	AB	R	H	2B	3B	HR	RBI	TB	SLG%	BB	HBP	SO	GDP	OB%	SF	SH	SB-ATT	PO	A	E	FLD%
2021	.287	37	32	122	17	35	6	0	3	21	50	.410	12	4	38	1	.370	0	5	3-5	319	34	3	.992
2022	.289	49	49	187	36	54	12	1	7	38	89	.476	24	7	45	5	.386	2	0	2-6	314	27	6	.983
TOTAL	.288	86	81	309	53	89	18	1	10	59	139	.450	36	11	83	6	.380	2	5	5-11	633	61	9	.987



#17 TYLER PALMER

RFR. • OF • R/R • COLUMBUS, NEB.

SEASON HIGHS

Hits: ---
 Runs: 1 at UT Arlington, 3/5/22
 Doubles: ---
 Triples: ---
 Home Runs: ---
 RBI: ---
 Stolen Bases: 1 (2x), last at Omaha, 3/13/22

CAREER HIGHS

Hits: ---
 Runs: 1 at UT Arlington, 3/5/22
 Doubles: ---
 Triples: ---
 Home Runs: ---
 RBI: ---
 Stolen Bases: 1 (2x), last at Omaha, 3/13/22

PALMER'S CAREER STATS

Year	AVG	GP	GS	AB	R	H	2B	3B	HR	RBI	TB	SLG%	BB	HBP	SO	GDP	OB%	SF	SH	SB-ATT	PO	A	E	FLD%
2022	.000	16	1	3	1	0	0	0	0	0	0	.000	1	0	2	0	.250	0	0	2-4	2	0	1	0.667
TOTAL	.000	16	1	3	1	0	0	0	0	0	0	.000	1	0	2	0	.250	0	0	2-4	2	0	1	0.667



#18 GARRETT ANGLIM

RFR. • OF • R/R • LA VISTA, NEB.

SEASON HIGHS

Hits: 4 at Minnesota, 5/6/22
 Runs: 3 (3x), last at Minnesota, 5/6/22
 Doubles: 2 vs. Michigan, 3/25/22
 Triples: 2 at UT Arlington, 3/5/22
 Home Runs: 3 vs. Iowa, 5/1/22
 RBI: 6 vs. Michigan, 3/25/22
 Stolen Bases: 1 (5x), last at Minnesota, 5/7/22

CAREER HIGHS

Hits: 4 at Minnesota, 5/6/22
 Runs: 3 (3x), last at Minnesota, 5/6/22
 Doubles: 2 vs. Michigan, 3/25/22
 Triples: 2 at UT Arlington, 3/5/22
 Home Runs: 3 vs. Iowa, 5/1/22
 RBI: 6 vs. Michigan, 3/25/22
 Stolen Bases: 1 (5x), last at Minnesota, 5/7/22

ANGLIM'S CAREER STATS

Year	AVG	GP	GS	AB	R	H	2B	3B	HR	RBI	TB	SLG%	BB	HBP	SO	GDP	OB%	SF	SH	SB-ATT	PO	A	E	FLD%
2022	.302	45	41	162	24	49	10	4	3	27	76	.469	15	8	39	3	.387	1	0	5-8	62	1	1	.984
TOTAL	.302	45	41	162	24	49	10	4	3	27	76	.469	15	8	39	3	.387	1	0	5-8	62	1	1	.984



#19 KYLE PERRY

SR. • LHP • L/L • OMAHA, NEB.

SEASON HIGHS

Innings: 5.0 at UT Arlington, 3/4/22
 Runs: 5 at Sam Houston, 2/18/22
 Earned Runs: 5 at Sam Houston, 2/18/22
 Walks: 5 at Sam Houston, 2/18/22
 Strikeouts: 8 vs. TCU, 2/25/22

CAREER HIGHS

Innings: 7.0 at Kansas State, 4/2/19
 Runs: 5 (3x), last at Sam Houston, 2/18/22
 Earned Runs: 5 (3x), last at Sam Houston, 2/18/22
 Walks: 5 at Sam Houston, 2/18/22
 Strikeouts: 9 vs. Air Force, 3/20/19

PERRY'S CAREER STATS

Year	ERA	W	L	App	GS	CG	SHO	CBO	SV	IP	H	R	ER	BB	SO	2B	3B	HR	BF	B/Avg	WP	HBP	BK	SFA	SHA
2019	5.47	2	1	11	7	0	0	1	0	26.1	29	16	16	18	29	7	1	2	129	.282	2	6	1	1	1
2020	5.06	1	0	4	1	0	0	0	0	10.2	7	6	6	2	11	3	0	1	41	.179	0	0	0	0	0
2021	3.48	2	0	4	4	0	0	1	0	10.1	7	5	4	4	15	1	0	0	42	.184	1	0	0	0	0
2022	6.75	0	2	5	4	0	0	0	0	14.2	16	11	11	10	17	4	0	2	72	.276	1	3	0	0	1
TOTAL	5.37	5	3	24	16	0	0	2	0	62.0	59	38	37	34	72	15	1	5	284	.248	4	9	1	1	2



#20 CORE JACKSON

FR. • INF • L/R • WYOMING, ONTARIO

SEASON HIGHS


Hits: 2 (6x), last at Illinois, 5/13/22
Runs: 3 at Indiana, 4/24/22
Doubles: 1 (6x), last at Minnesota, 5/8/22
Triples: 1 (2x), last vs. K-State, 4/26/22
Home Runs: 1 at Omaha, 3/13/22
RBI: 3 at Omaha, 3/13/22
Stolen Bases: 2 at Minnesota, 5/7/22

CAREER HIGHS

Hits: 2 (6x), last at Illinois, 5/13/22
Runs: 3 at Indiana, 4/24/22
Doubles: 1 (6x), last at Minnesota, 5/8/22
Triples: 1 (2x), last vs. K-State, 4/26/22
Home Runs: 1 at Omaha, 3/13/22
RBI: 3 at Omaha, 3/13/22
Stolen Bases: 2 at Minnesota, 5/7/22

JACKSON'S CAREER STATS

Year	AVG	GP	GS	AB	R	H	2B	3B	HR	RBI	TB	SLG%	BB	HBP	SO	GDP	OB%	SF	SH	SB-ATT	PO	A	E	FLD%
2022	.210	42	35	119	18	25	6	2	1	19	38	.319	13	7	27	0	.321	1	6	6-8	42	86	7	.948
TOTAL	.210	42	35	119	18	25	6	2	1	19	38	.319	13	7	27	0	.321	1	6	6-8	42	86	7	.948



#21 LUKE SARTORI

JR. • OF • R/R • LINCOLN, NEB.

SEASON HIGHS

Hits: 2 (4x), last at Minnesota, 5/6/22
Runs: 3 at Ohio State, 4/3/22
Doubles: 1 at Illinois, 5/14/22
Triples: ---
Home Runs: 1 at Ohio State, 4/3/22
RBI: 4 at Ohio State, 4/3/22
Stolen Bases: 1 (4x), last vs. BYU, 4/15/22

CAREER HIGHS

Hits: 2 (4x), last at Minnesota, 5/6/22
Runs: 3 at Ohio State, 4/3/22
Doubles: 1 at Illinois, 5/14/22
Triples: ---
Home Runs: 1 at Ohio State, 4/3/22
RBI: 4 at Ohio State, 4/3/22
Stolen Bases: 1 (4x), last vs. BYU, 4/15/22

SARTORI'S CAREER STATS

Year	AVG	GP	GS	AB	R	H	2B	3B	HR	RBI	TB	SLG%	BB	HBP	SO	GDP	OB%	SF	SH	SB-ATT	PO	A	E	FLD%
2021	1.000	5	0	1	1	1	0	0	0	1	1	1.000	0	0	0	0	1.000	0	0	0-1	0	0	0	.000
2022	.192	40	20	73	18	14	1	0	1	9	18	.247	9	3	21	0	.306	0	2	5-5	50	1	0	1.000
TOTAL	.203	45	20	74	19	15	1	0	1	10	19	.257	9	3	21	0	.314	0	2	5-6	50	1	0	1.000



#25 DREW CHRISTO

FR. • RHP • L/R • ELKHORN, NEB.

SEASON HIGHS

Innings: 2.0 at Omaha, 4/6/22
Runs: 5 vs. Rutgers, 4/10/22
Earned Runs: 3 at Omaha, 4/6/22
Walks: 3 vs. New Mexico State, 3/16/22
Strikeouts: 2 (2x), last vs. Rutgers, 4/10/22

CAREER HIGHS

Innings: 2.0 at Omaha, 4/6/22
Runs: 5 vs. Rutgers, 4/10/22
Earned Runs: 3 at Omaha, 4/6/22
Walks: 3 vs. New Mexico State, 3/16/22
Strikeouts: 2 (2x), last vs. Rutgers, 4/10/22

CHRISTO'S CAREER STATS

Year	ERA	W	L	App	GS	CG	SHO	CBO	SV	IP	H	R	ER	BB	SO	2B	3B	HR	BF	B/Avg	WP	HBP	BK	SFA	SHA
2022	8.44	0	1	5	2	0	0	0	0	5.1	10	12	5	5	5	3	0	3	35	.370	1	2	0	0	0
TOTAL	8.44	0	1	5	2	0	0	0	0	5.1	10	12	5	5	5	3	0	3	35	.370	1	2	0	0	0



#26 DREW WESSEL

RFR. • C • R/R • OMAHA, NEB.

SEASON HIGHS

Hits: ---
Runs: 1 vs. Texas A&M-CC, 3/20/22
Doubles: ---
Triples: ---
Home Runs: ---
RBI: ---
Stolen Bases: ---

CAREER HIGHS

Hits: ---
Runs: 1 vs. Texas A&M-CC, 3/20/22
Doubles: ---
Triples: ---
Home Runs: ---
RBI: ---
Stolen Bases: ---

WESSEL'S CAREER STATS

Year	AVG	GP	GS	AB	R	H	2B	3B	HR	RBI	TB	SLG%	BB	HBP	SO	GDP	OB%	SF	SH	SB-ATT	PO	A	E	FLD%
2022	.000	1	0	1	1	0	0	0	0	0	0	.000	0	0	0	0	.000	0	0	0-0	2	0	1	.667
TOTAL	.000	1	0	1	1	0	0	0	0	0	0	.000	0	0	0	0	.000	0	0	0-0	2	0	1	.667



#27 JAKE BUNZ

SR. • LHP • L/L • ELKHORN, NEB.

SEASON HIGHS

Innings: 0.1 at Sam Houston, 2/19/22
Runs: ---
Earned Runs: ---
Walks: ---
Strikeouts: 1 at Sam Houston, 2/19/22

CAREER HIGHS

Innings: 4.0 (2x), last vs. Minnesota, 3/27/21
Runs: 3 vs. Iowa, 3/14/21
Earned Runs: 3 vs. Iowa, 3/14/21
Walks: 3 (3x), last at Arkansas, 6/5/21
Strikeouts: 5 (2x), last vs. Minnesota, 3/27/21

BUNZ'S CAREER STATS

Year	ERA	W	L	App	GS	CG	SHO	CBO	SV	IP	H	R	ER	BB	SO	2B	3B	HR	BF	B/Avg	WP	HBP	BK	SFA	SHA
2021	2.20	2	1	20	3	0	0	3	1	32.2	19	8	8	20	42	3	1	2	135	.168	3	1	0	0	1
2022	0.00	0	0	1	0	0	0	0	0	0.1	0	0	0	0	1	0	0	0	1	.000	0	0	0	0	0
TOTAL	2.18	2	1	21	3	0	0	3	1	33.0	19	8	8	20	43	3	1	2	136	.167	3	1	0	0	1



#28 KOTY FRANK

SR. • RHP • R/R • TUSHKA, OKLA.

SEASON HIGHS

Innings: 6.2 (2x), last vs. BYU, 4/14/22
Runs: 6 vs. Michigan, 3/25/22
Earned Runs: 6 vs. Michigan, 3/25/22
Walks: 4 at Indiana, 4/24/22
Strikeouts: 10 vs. Northwestern State, 3/4/22

CAREER HIGHS

Innings: 6.2 (2x), last vs. BYU, 4/14/22
Runs: 6 vs. Michigan, 3/25/22
Earned Runs: 6 vs. Michigan, 3/25/22
Walks: 4 at Indiana, 4/24/22
Strikeouts: 10 vs. Northwestern State, 3/4/22

FRANK'S CAREER STATS

Year	ERA	W	L	App	GS	CG	SHO	CBO	SV	IP	H	R	ER	BB	SO	2B	3B	HR	BF	B/Avg	WP	HBP	BK	SFA	SHA
2021	4.94	3	1	13	0	0	0	1	1	27.1	19	16	15	13	21	1	0	3	116	.202	1	6	0	1	2
2022	3.95	4	0	13	7	0	0	2	0	57.0	54	30	25	17	67	14	1	7	243	.249	2	4	0	1	3
TOTAL	4.27	7	1	26	7	0	0	3	1	84.1	73	46	40	30	88	15	1	10	359	.235	3	10	0	2	5



#30 WILL WALSH

RFR. • INF/LHP • R/L • LEAWOOD, KAN.

SEASON HIGHS

Innings: 0.2 vs. Rutgers, 4/10/22
Runs: 1 vs. Rutgers, 4/10/22
Earned Runs: 1 vs. Rutgers, 4/10/22
Walks: ---
Strikeouts: 1 vs. Rutgers, 4/10/22

CAREER HIGHS

Innings: 0.2 vs. Rutgers, 4/10/22
Runs: 1 vs. Rutgers, 4/10/22
Earned Runs: 1 vs. Rutgers, 4/10/22
Walks: ---
Strikeouts: 1 vs. Rutgers, 4/10/22

WALSH'S CAREER STATS

Year	ERA	W	L	App	GS	CG	SHO	CBO	SV	IP	H	R	ER	BB	SO	2B	3B	HR	BF	B/Avg	WP	HBP	BK	SFA	SHA
2022	13.50	0	0	1	0	0	0	0	0	0.2	3	1	1	0	1	0	0	0	5	.600	1	0	0	0	0
TOTAL	13.50	0	0	1	0	0	0	0	0	0.2	3	1	1	0	1	0	0	0	5	.600	1	0	0	0	0

SEASON HIGHS

Hits: ---
Runs: ---
Doubles: ---
Triples: ---
Home Runs: ---
RBI: ---
Stolen Bases: ---

CAREER HIGHS

Hits: ---
Runs: ---
Doubles: ---
Triples: ---
Home Runs: ---
RBI: ---
Stolen Bases: ---

WALSH'S CAREER STATS

Year	AVG	GP	GS	AB	R	H	2B	3B	HR	RBI	TB	SLG%	BB	HBP	SO	GDP	OB%	SF	SH	SB-ATT	PO	A	E	FLD%
2022	.000	2	0	2	0	0	0	0	0	0	0	.000	0	0	2	0	.000	0	0	0-0	0	0	0	.000
TOTAL	.000	2	0	2	0	0	0	0	0	0	0	.000	0	0	2	0	.000	0	0	0-0	0	0	0	.000



#32 CJ HOOD

FR. • RHP • R/R • HICKMAN, NEB.

SEASON HIGHS

Innings: 1.1 (2x), last vs. North Dakota State, 4/20/22
Runs: 4 vs. Rutgers, 4/10/22
Earned Runs: 4 vs. Rutgers, 4/10/22
Walks: 2 (3x), last vs. North Dakota State, 4/20/22
Strikeouts: 3 vs. Texas A&M-CC, 3/20/22

CAREER HIGHS

Innings: 1.1 (2x), last vs. North Dakota State, 4/20/22
Runs: 4 vs. Rutgers, 4/10/22
Earned Runs: 4 vs. Rutgers, 4/10/22
Walks: 2 (3x), last vs. North Dakota State, 4/20/22
Strikeouts: 3 vs. Texas A&M-CC, 3/20/22

HOOD'S CAREER STATS

Year	ERA	W	L	App	GS	CG	SHO	CBO	SV	IP	H	R	ER	BB	SO	2B	3B	HR	BF	B/Avg	WP	HBP	BK	SFA	SHA
2022	4.50	2	0	17	0	0	0	0	0	12.0	8	8	6	13	11	4	0	1	56	.211	4	2	0	3	0
TOTAL	4.50	2	0	17	0	0	0	0	0	12.0	8	8	6	13	11	4	0	1	56	.211	4	2	0	3	0



#33 JACKSON BROCKETT

FR. • LHP • L/L • OMAHA, NEB.

SEASON HIGHS

Innings: 5.1 (2x), last at Minnesota, 5/8/22
Runs: 4 vs. K-State, 4/26/22
Earned Runs: 4 vs. K-State, 4/26/22
Walks: 3 vs. K-State, 4/26/22
Strikeouts: 7 at Minnesota, 5/8/22

CAREER HIGHS

Innings: 5.1 (2x), last at Minnesota, 5/8/22
Runs: 4 vs. K-State, 4/26/22
Earned Runs: 4 vs. K-State, 4/26/22
Walks: 3 vs. K-State, 4/26/22
Strikeouts: 7 at Minnesota, 5/8/22

BROCKETT'S CAREER STATS

Year	ERA	W	L	App	GS	CG	SHO	CBO	SV	IP	H	R	ER	BB	SO	2B	3B	HR	BF	B/Avg	WP	HBP	BK	SFA	SHA
2022	4.82	0	0	11	4	0	0	0	0	28.0	24	16	15	14	27	5	1	2	124	.229	5	4	0	1	0
TOTAL	4.82	0	0	11	4	0	0	0	0	28.0	24	16	15	14	27	5	1	2	124	.229	5	4	0	1	0



#34 COLBY GOMES

JR. • RHP/INF • R/R • OMAHA, NEB.

SEASON HIGHS

Hits: 3 at Sam Houston, 2/18/22
Runs: 2 at Sam Houston, 2/18/22
Doubles: 1 (3x), last at Sam Houston, 2/19/22
Triples: ---
Home Runs: 1 (6x), last at Illinois, 5/15/22
RBI: 4 at Illinois, 5/15/22
Stolen Bases: 1 vs. Rutgers, 4/9/22

CAREER HIGHS

Hits: 3 at Sam Houston, 2/18/22
Runs: 2 (3x), last at Sam Houston, 2/18/22
Doubles: 1 (11x), last at Sam Houston, 2/19/22
Triples: ---
Home Runs: 1 (7x), last at Illinois, 5/15/22
RBI: 4 at Illinois, 5/15/22
Stolen Bases: 1 vs. Rutgers, 4/9/22

GOMES' CAREER STATS

Year	AVG	GP	GS	AB	R	H	2B	3B	HR	RBI	TB	SLG%	BB	HBP	SO	GDP	OB%	SF	SH	SB-ATT	PO	A	E	FLD%
2019	.209	44	43	148	19	31	8	0	1	18	42	.284	16	3	54	4	.296	2	3	0-2	326	17	4	.988
2020	.000	0	0	0	0	0	0	0	0	0	0	.000	0	0	0	0	.000	0	0	0-0	1	2	0	1.000
2022	.304	24	19	69	13	21	3	0	6	18	42	.609	4	4	24	1	.367	2	0	1-1	146	10	3	.981
TOTAL	.240	68	62	217	32	52	11	0	7	36	84	.387	20	7	78	5	.319	4	3	1-3	473	29	7	.986

SEASON HIGHS

Innings: 0.2 (2x), last at UT Arlington, 3/4/22
Runs: 4 at UT Arlington, 3/4/22
Earned Runs: 4 at UT Arlington, 3/4/22
Walks: 1 at UT Arlington, 3/4/22
Strikeouts: ---

CAREER HIGHS

Innings: 5.0 at San Diego State, 2/22/20
Runs: 5 (2x), last at Baylor, 2/15/20
Earned Runs: 5 (2x), last at Baylor, 2/15/20
Walks: 3 (2x), last vs. Columbia, 3/7/20
Strikeouts: 3 (2x), last vs. Columbia, 3/7/20

GOMES' CAREER STATS

Year	ERA	W	L	App	GS	CG	SHO	CBO	SV	IP	H	R	ER	BB	SO	2B	3B	HR	BF	B/Avg	WP	HBP	BK	SFA	SHA
2019	4.09	0	3	19	2	0	0	1	13	22.0	23	12	10	8	19	3	0	1	97	.271	2	2	0	2	0
2020	6.89	0	1	4	4	0	0	0	0	15.2	20	12	12	7	5	5	2	4	72	.328	0	1	0	3	0
2022	27.00	0	1	2	0	0	0	0	0	1.1	5	4	4	1	0	2	0	0	11	.556	0	1	0	0	0
TOTAL	6.00	0	5	25	6	0	0	1	13	39.0	48	28	26	16	24	10	2	5	180	.310	2	4	0	5	0



#36 QUINN MASON

JR. • RHP • R/R • GRETNA, NEB.

SEASON HIGHS

Innings: 1.0 vs. Texas A&M-CC, 3/20/22
Runs: ---
Earned Runs: ---
Walks: 3 vs. New Mexico State, 3/15/22
Strikeouts: ---

CAREER HIGHS

Innings: 3.0 vs. Northern Colorado, 3/11/20
Runs: 3 vs. Minnesota, 3/27/21
Earned Runs: 3 vs. Minnesota, 3/27/21
Walks: 3 vs. New Mexico State, 3/15/22
Strikeouts: 4 vs. Columbia, 3/8/20

MASON'S CAREER STATS

Year	ERA	W	L	App	GS	CG	SHO	CBO	SV	IP	H	R	ER	BB	SO	2B	3B	HR	BF	B/Avg	WP	HBP	BK	SFA	SHA
2020	1.50	1	0	3	1	0	0	0	0	6.0	4	2	1	1	8	2	0	0	23	.182	1	0	0	0	0
2021	81.00	0	0	2	0	0	0	0	0	0.1	2	3	3	2	0	0	0	0	5	.667	0	0	0	0	0
2022	0.00	0	0	3	0	0	0	0	0	1.1	2	0	0	4	0	0	0	0	9	.400	1	0	0	0	0
TOTAL	4.70	1	0	8	1	0	0	0	0	7.2	8	5	4	7	8	2	0	0	37	.267	2	0	0	0	0



#37 CHANDLER BENSON

FR. • LHP • L/L • FRISCO, TEXAS

SEASON HIGHS

Innings: 2.0 vs. Rutgers, 4/8/22
Runs: 2 vs. Michigan, 3/25/22
Earned Runs: 2 vs. Michigan, 3/25/22
Walks: 1 (3x), last vs. North Dakota State, 4/20/22
Strikeouts: 2 vs. Rutgers, 4/8/22

CAREER HIGHS

Innings: 2.0 vs. Rutgers, 4/8/22
Runs: 2 vs. Michigan, 3/25/22
Earned Runs: 2 vs. Michigan, 3/25/22
Walks: 1 (3x), last vs. North Dakota State, 4/20/22
Strikeouts: 2 vs. Rutgers, 4/8/22

BENSON'S CAREER STATS

Year	ERA	W	L	App	GS	CG	SHO	CBO	SV	IP	H	R	ER	BB	SO	2B	3B	HR	BF	B/Avg	WP	HBP	BK	SFA	SHA
2022	4.50	0	0	13	0	0	0	0	0	10.0	12	5	5	4	6	3	0	1	48	.300	0	3	0	0	1
TOTAL	4.50	0	0	13	0	0	0	0	0	10.0	12	5	5	4	6	3	0	1	48	.300	0	3	0	0	1



#38 EMMETT OLSON

SO. • LHP • L/L • DES PLAINES, ILL.

SEASON HIGHS

Innings: 7.0 vs. Iowa, 5/1/22
Runs: 6 at Indiana, 4/23/22
Earned Runs: 2 (3x), last at Ohio State, 4/1/22
Walks: 4 at Minnesota, 5/7/22
Strikeouts: 7 vs. Iowa, 5/1/22

CAREER HIGHS

Innings: 7.0 vs. Iowa, 5/1/22
Runs: 6 at Indiana, 4/23/22
Earned Runs: 3 vs. Michigan, 5/29/21
Walks: 4 at Minnesota, 5/7/22
Strikeouts: 7 vs. Iowa, 5/1/22

OLSON'S CAREER STATS

Year	ERA	W	L	App	GS	CG	SHO	CBO	SV	IP	H	R	ER	BB	SO	2B	3B	HR	BF	B/Avg	WP	HBP	BK	SFA	SHA
2021	4.50	1	0	10	0	0	0	0	0	12.0	13	9	6	6	16	0	0	1	57	.255	1	0	0	0	0
2022	2.75	3	3	18	7	1	0	1	1	59.0	56	33	18	16	58	13	0	4	255	.242	5	5	0	2	1
TOTAL	3.04	4	3	28	7	1	0	1	1	71.0	69	42	24	22	74	13	0	5	312	.245	6	5	0	2	1



#39 CORBIN HAWKINS

FR. • RHP • R/R • OMAHA, NEB.

SEASON HIGHS


Innings: 1.2 at Indiana, 4/23/22
Runs: 6 vs. Texas A&M-CC, 3/20/22
Earned Runs: 4 vs. Texas A&M-CC, 3/20/22
Walks: 1 (2x), last vs. Omaha, 4/27/22
Strikeouts: 2 (2x), last vs. Omaha, 4/27/22

CAREER HIGHS

Innings: 1.2 at Indiana, 4/23/22
Runs: 6 vs. Texas A&M-CC, 3/20/22
Earned Runs: 4 vs. Texas A&M-CC, 3/20/22
Walks: 1 (2x), last vs. Omaha, 4/27/22
Strikeouts: 2 (2x), last vs. Omaha, 4/27/22

HAWKINS' CAREER STATS

Year	ERA	W	L	App	GS	CG	SHO	CBO	SV	IP	H	R	ER	BB	SO	2B	3B	HR	BF	B/Avg	WP	HBP	BK	SFA	SHA
2022	5.40	0	2	12	0	0	0	0	0	10.0	13	11	6	2	10	2	1	2	47	.295	0	1	0	0	0
TOTAL	5.40	0	2	12	0	0	0	0	0	10.0	13	11	6	2	10	2	1	2	47	.295	0	1	0	0	0



#40 CALEB FEEKIN

JR. • LHP • L/L • PAPILLION, NEB.

SEASON HIGHS

Innings: 0.2 vs. New Mexico State, 3/15/22
Runs: 6 vs. New Mexico State, 3/15/22
Earned Runs: 6 vs. New Mexico State, 3/15/22
Walks: 3 vs. New Mexico State, 3/15/22
Strikeouts: 1 vs. New Mexico State, 3/15/22

CAREER HIGHS

Innings: 2.1 vs. Columbia, 3/8/20
Runs: 6 vs. New Mexico State, 3/15/22
Earned Runs: 6 vs. New Mexico State, 3/15/22
Walks: 3 (2x), last vs. New Mexico State, 3/15/22
Strikeouts: 2 (3x), last vs. NJIT, 6/6/21

FEEKIN'S CAREER STATS

Year	ERA	W	L	App	GS	CG	SHO	CBO	SV	IP	H	R	ER	BB	SO	2B	3B	HR	BF	B/Avg	WP	HBP	BK	SFA	SHA
2020	12.46	1	0	4	1	0	0	0	0	4.1	5	6	6	6	2	0	0	1	26	.278	2	2	0	0	0
2021	3.18	0	0	11	0	0	0	2	0	11.1	10	4	4	6	13	1	0	3	50	.238	0	1	0	1	0
2022	81.00	0	0	2	0	0	0	0	0	0.2	3	6	6	4	1	0	0	1	9	.600	1	0	0	0	0
TOTAL	8.82	1	0	17	1	0	0	2	0	16.1	18	16	16	16	16	1	0	5	85	.277	3	3	0	1	0



#44 GABE SWANSEN

FR. • INF • R/R • JOHNSTON, IOWA

SEASON HIGHS

Hits: 2 at Indiana, 2/24/22
Runs: 2 (2x), last vs. Iowa, 5/1/22
Doubles: 1 at Minnesota, 5/8/22
Triples: ---
Home Runs: 1 at Indiana, 2/24/22
RBI: 3 at Indiana, 2/24/22
Stolen Bases: ---

CAREER HIGHS

Hits: 2 at Indiana, 2/24/22
Runs: 2 (2x), last vs. Iowa, 5/1/22
Doubles: 1 at Minnesota, 5/8/22
Triples: ---
Home Runs: 1 at Indiana, 2/24/22
RBI: 3 at Indiana, 2/24/22
Stolen Bases: ---

SWANSEN'S CAREER STATS

Year	AVG	GP	GS	AB	R	H	2B	3B	HR	RBI	TB	SLG%	BB	HBP	SO	GDP	OB%	SF	SH	SB-ATT	PO	A	E	FLD%
2022	.154	20	9	39	6	6	1	0	1	6	10	.256	5	1	9	2	.267	0	0	0-0	3	0	1	.750
TOTAL	.154	20	9	39	6	6	1	0	1	6	10	.256	5	1	9	2	.267	0	0	0-0	3	0	1	.750



#45 MATT GUTHMILLER

FR. • INF/OF • L/L • OMAHA, NEB.

SEASON HIGHS


Hits: ---
Runs: ---
Doubles: ---
Triples: ---
Home Runs: ---
RBI: ---
Stolen Bases: ---

CAREER HIGHS

Hits: ---
Runs: ---
Doubles: ---
Triples: ---
Home Runs: ---
RBI: ---
Stolen Bases: ---

GUTHMILLER'S CAREER STATS

Year	AVG	GP	GS	AB	R	H	2B	3B	HR	RBI	TB	SLG%	BB	HBP	SO	GDP	OB%	SF	SH	SB-ATT	PO	A	E	FLD%
------	-----	----	----	----	---	---	----	----	----	-----	----	------	----	-----	----	-----	-----	----	----	--------	----	---	---	------



#47 NICK WIMMERS

JR. • C • S/R • OREGONIA, OHIO

SEASON HIGHS

Hits: 2 at Ohio State, 4/2/22
Runs: 1 (2x), last vs. Rutgers, 4/9/22
Doubles: 1 at Ohio State, 4/2/22
Triples: ---
Home Runs: ---
RBI: 2 at Ohio State, 4/3/22
Stolen Bases: ---

CAREER HIGHS

Hits: 2 at Ohio State, 4/2/22
Runs: 1 (2x), last vs. Rutgers, 4/9/22
Doubles: 1 at Ohio State, 4/2/22
Triples: ---
Home Runs: ---
RBI: 2 at Ohio State, 4/3/22
Stolen Bases: ---

WIMMERS' CAREER STATS

Year	AVG	GP	GS	AB	R	H	2B	3B	HR	RBI	TB	SLG%	BB	HBP	SO	GDP	OB%	SF	SH	SB-ATT	PO	A	E	FLD%
2022	.259	15	8	27	2	7	1	0	0	3	8	.296	2	4	9	1	.394	0	3	0-0	0	0	0	.000
TOTAL	.259	15	8	27	2	7	1	0	0	3	8	.296	2	4	9	1	.394	0	3	0-0	0	0	0	.000



#48 ETHAN BRADFORD

JR. • LHP • L/L • LAWRENCE, KAN.

SEASON HIGHS

Innings: 2.0 at Sam Houston, 2/19/22
Runs: 3 vs. TCU, 2/26/22
Earned Runs: 3 vs. TCU, 2/26/22
Walks: 3 vs. TCU, 2/26/22
Strikeouts: 2 at Sam Houston, 2/19/22

CAREER HIGHS

Innings: 2.0 (3x), last at Sam Houston, 2/19/22
Runs: 3 vs. TCU, 2/26/22
Earned Runs: 3 vs. TCU, 2/26/22
Walks: 3 (2x), last vs. TCU, 2/26/22
Strikeouts: 4 vs. Northern Colorado, 3/11/20

BRADFORD'S CAREER STATS

Year	ERA	W	L	App	GS	CG	SHO	CBO	SV	IP	H	R	ER	BB	SO	2B	3B	HR	BF	B/Avg	WP	HBP	BK	SFA	SHA
2020	6.75	0	0	2	0	0	0	0	0	2.2	1	2	2	3	4	0	0	0	12	.111	0	0	0	0	0
2021	0.00	0	0	3	0	0	0	0	0	3.1	1	2	0	6	3	0	0	0	17	.100	1	0	0	1	0
2022	4.76	0	0	4	0	0	0	0	0	5.2	6	3	3	3	3	1	0	0	24	.300	1	0	0	0	0
TOTAL	3.86	0	0	9	0	0	0	0	0	11.2	8	7	5	12	10	1	0	0	53	.205	2	0	0	1	0



#49 DAWSON MCCARVILLE

SR. • RHP • R/R • GLENDALE, ARIZ.

SEASON HIGHS

Innings: 6.0 (2x), last vs. Omaha, 4/27/22
Runs: 7 vs. Texas A&M-CC, 3/20/22
Earned Runs: 7 vs. Texas A&M-CC, 3/20/22
Walks: 3 vs. Rutgers, 4/10/22
Strikeouts: 10 vs. New Mexico State, 3/15/22

CAREER HIGHS

Innings: 7.0 (2x), last vs. New Mexico State, 4/17/21*
Runs: 7 vs. Texas A&M-CC, 3/20/22
Earned Runs: 7 vs. Texas A&M-CC, 3/20/22
Walks: 3 (3x), last vs. Rutgers, 4/10/22
Strikeouts: 10 vs. New Mexico State, 3/15/22

* set career high at Grand Canyon (2020-21)

MCCARVILLE'S CAREER STATS

Year	ERA	W	L	App	GS	CG	SHO	CBO	SV	IP	H	R	ER	BB	SO	2B	3B	HR	BF	B/Avg	WP	HBP	BK	SFA	SHA
2020	4.43	1	2	4	4	0	0	0	0	20.1	27	16	10	7	18	4	0	1	--	.329	5	2	0	0	3
2021	3.58	5	3	17	9	0	0	3	1	65.1	58	27	26	25	48	11	0	2	--	.240	4	6	2	0	4
2022	6.18	3	5	11	10	0	0	0	0	43.2	53	32	30	18	35	11	1	5	198	.308	3	5	0	0	3
TOTAL	5.43	9	10	32	23	0	0	3	1	109.1	138	75	66	50	101	26	1	8	---	---	12	13	2	0	10



#51 MASON ORNELAS

JR. • RHP • R/R • FORT WORTH, TEXAS

SEASON HIGHS

Innings: 4.1 at Illinois, 5/13/22
Runs: 4 (2x), last vs. Texas A&M-CC, 3/20/22
Earned Runs: 4 last vs. Texas A&M-CC, 3/20/22
Walks: 2 (4x), last vs. Michigan, 3/27/22
Strikeouts: 4 (2x), last vs. K-State, 4/26/22

CAREER HIGHS

Innings: 4.1 at Illinois, 5/13/22
Runs: 5 vs. Auburn, 5/16/21
Earned Runs: 4 (2x), last vs. Texas A&M-CC, 3/20/22
Walks: 3 vs. Mississippi State, 5/1/21
Strikeouts: 6 (2x), last vs. Alabama, 4/10/21

ORNELAS' CAREER STATS

Year	ERA	W	L	App	GS	CG	SHO	CBO	SV	IP	H	R	ER	BB	SO	2B	3B	HR	BF	B/Avg	WP	HBP	BK	SFA	SHA
2020	1.08	1	0	7	0	0	0	0	0	8.1	3	1	1	1	13	0	0	1	--	.107	0	0	0	0	0
2021	5.11	3	2	18	1	0	0	0	0	37.0	39	25	21	12	42	9	0	3	--	.273	3	4	0	0	4
2022	5.51	2	0	15	0	0	0	0	0	32.2	33	24	20	17	23	8	1	4	147	.268	6	3	0	2	2
TOTAL	4.85	6	2	40	1	0	0	0	0	78.0	73	50	42	30	78	17	1	8	---	---	9	7	0	2	6

PITCHER CAREER APPEARANCES

#8 SHAY SCHANAMAN

Date	Opponent	S/R	W/L/S	IP	H	HR	R-ER	BB-K
2/16/19	at UC Riverside (DH 2)	R	-	0.1	0	0	0-0	0-1
2/22/19	vs. Oregon St. (DH 2)	R	-	0.2	0	0	0-0	0-0
2/24/19	vs. Oregon St.	R	-	0.2	0	0	0-0	1-0
3/10/19	at Baylor	R	-	0.2	0	0	0-0	2-0
3/19/19	Air Force	R	-	0.2	1	0	0-0	1-0
3/24/19	Michigan State	R	S	0.1	0	0	0-0	0-1
3/26/19	at Creighton	R	W	1.1	0	0	0-0	0-3
3/31/19	at Minnesota (DH 2)	R	L	1.1	0	0	1-0	2-2
4/7/19	Purdue	R	-	2.1	0	0	0-0	0-4
4/13/19	at Penn State (DH 2)	R	S	1.0	0	0	0-0	0-1
4/17/19	at Omaha	R	-	1.0	1	1	1-1	0-0
4/21/19	at Iowa	R	-	0.1	1	0	1-1	2-0
4/23/19	at Creighton	R	-	1.0	0	0	0-0	2-0
4/28/19	Illinois	R	-	1.2	2	0	1-1	0-2
5/12/19	Arizona State	R	S	1.1	1	0	0-0	0-2
5/17/19	Michigan (DH 2)	R	L	1.0	3	2	4-4	1-1
5/26/19	vs. Ohio State	R	-	4.0	2	0	1-0	1-3
6/1/19	vs. Oklahoma State	R	-	0.1	0	0	0-0	0-1
6/2/19	vs. UConn	R	-	2.2	2	0	1-1	2-2

2/15/20	at Baylor	R	L	1.1	3	0	2-2	2-1
2/21/20	at San Diego	R	L	1.0	2	0	2-2	0-1
2/28/20	at Arizona State	R	-	0.1	2	0	4-4	2-0
3/7/20	Columbia (DH1)	R	W	1.2	1	0	0-0	0-1
3/7/20	Columbia (DH2)	R	L	1.0	0	0	0-0	0-1
3/10/20	Northern Colorado	R	W	5.0	1	0	0-0	0-6

3/6/21	vs. Purdue (DH 2)	S	W	6.0	1	0	0-0	3-5
3/14/21	vs. Ohio State	S	-	4.1	8	2	4-4	0-5
3/21/21	at Iowa	S	-	2.2	4	1	4-4	5-3
3/28/21	Minnesota	S	W	7.1	3	0	2-2	1-10
4/4/21	at Illinois	S	-	2.2	4	1	5-5	1-2
4/10/21	Maryland	S	W	6.0	2	1	3-3	0-11
4/18/21	at Penn State	S	W	6.0	7	0	2-1	0-5
4/25/21	at Michigan State	S	-	5.0	5	0	6-4	4-5
5/2/21	Rutgers	S	L	6.0	7	0	4-4	2-8
5/9/21	vs. Indiana	S	L	5.0	6	0	4-4	4-3
5/22/21	vs. Ohio State	S	-	5.1	9	1	7-6	2-5
5/29/21	Michigan (DH2)	R	-	4.0	3	0	0-0	0-5
6/6/21	vs. NJIT	S	W	7.0	4	1	2-1	3-5

2/19/22	at Sam Houston	S	L	4.0	6	0	5-4	2-4
2/26/22	vs. TCU	S	L	1.1	1	1	2-2	3-4
3/5/22	vs. Northwestern State	S	W	9.0	3	0	0-0	1-8
3/14/22	Omaha	S	-	6.0	3	1	2-1	4-6
3/19/22	Texas A&M-CC	S	L	6.2	3	0	2-1	3-5
3/26/22	Michigan	S	-	5.1	5	2	5-5	2-6
4/1/22	at Ohio State	S	W	6.1	6	1	1-1	3-8
4/8/22	Rutgers	S	L	6.0	9	3	7-7	1-7
4/15/22	BYU	S	L	7.0	2	0	3-0	2-5
4/22/22	at Indiana	S	L	4.0	8	1	7-6	1-3
4/26/22	K-State	R	-	0.1	0	0	0-0	0-0
4/29/22	Iowa	S	L	7.0	6	1	1-1	2-8
5/6/22	at Minnesota	S	-	4.2	8	1	5-4	2-4
5/13/22	at Illinois	S	L	3.1	9	1	7-6	2-2

#12 BRAXTON BRAGG

Date	Opponent	S/R	W/L/S	IP	H	HR	R-ER	BB-K
2/14/20	at Baylor	R	-	0.1	3	0	4-4	1-1
2/28/20	at Arizona State	R	-	1.2	0	0	0-0	1-1
3/7/20	Columbia (DH2)	R	L	0.1	2	0	2-2	1-1
3/10/20	Northern Colorado	S	-	3.0	2	0	0-0	1-3
3/5/21	vs. Purdue	R	-	4.0	2	0	1-0	0-6
3/12/21	vs. Ohio State	R	-	1.1	1	0	0-0	0-0
3/14/21	vs. Ohio State	R	L	0.2	1	1	2-2	1-1
3/20/21	at Iowa	R	W	2.0	3	0	1-1	1-3
3/26/21	Minnesota	R	-	2.0	3	0	1-1	0-2
4/2/21	at Illinois	R	-	1.1	3	0	2-2	1-1
4/10/21	Maryland	R	L	1.0	3	2	3-3	0-2

4/16/21	at Penn State	R	-	1.0	0	0	0-0	0-1
5/1/21	Rutgers	R	-	0.1	2	2	3-3	1-0
5/14/21	Northwestern	R	-	1.0	3	0	2-2	2-1
6/6/21	vs. NJIT	R	-	1.0	0	0	0-0	0-1
2/20/22	at Sam Houston	S	L	1.0	6	0	4-4	0-1
3/5/22	at UT Arlington	R	S	2.1	1	0	0-0	0-3
3/14/22	Omaha	R	W	0.1	0	0	0-0	0-0
3/16/22	New Mexico State	R	-	4.1	4	0	3-1	0-3
3/26/22	Michigan	R	L	3.0	1	0	2-1	1-3
4/1/22	at Ohio State	R	S	0.1	0	0	0-0	0-0
4/2/22	at Ohio State	R	-	1.0	0	0	0-0	0-2
4/9/22	Rutgers	R	L	2.0	1	1	2-2	0-2
4/14/22	BYU	R	S	1.0	0	0	0-0	0-1
4/15/22	BYU	R	L	2.0	2	1	1-1	0-2
4/20/22	North Dakota State	R	S	1.1	0	0	0-0	0-4
4/24/22	at Indiana	R	-	1.2	2	0	0-0	0-1
4/26/22	K-State	R	S	1.0	0	0	0-0	0-1
5/1/22	Iowa	R	L	5.1	4	0	2-2	1-6
5/7/22	at Minnesota	R	L	4.0	5	0	2-2	3-5
5/15/22	at Illinois	R	-	1.1	2	0	1-0	2-1

#19 KYLE PERRY

Date	Opponent	S/R	W/L/S	IP	H	HR	R-ER	BB-K
2/16/19	at UC Riverside (DH 2)	R	-	0.1	0	0	0-0	1-1
2/22/19	vs. Oregon St. (DH 2)	S	-	1.1	3	1	3-3	3-2
3/20/19	Air Force	S	W	4.0	6	0	1-1	1-9
3/26/19	at Creighton	S	-	3.2	3	0	1-1	1-4
4/2/19	at Kansas State	S	W	7.0	3	0	0-0	1-3
4/9/19	Creighton	S	L	2.1	4	1	5-5	1-4
4/17/19	at Omaha	S	-	0.2	1	0	3-3	4-1
4/23/19	at Creighton	R	-	0.0	0	0	0-0	1-0
4/26/19	Illinois	R	-	2.2	6	0	2-2	1-1
5/25/19	vs. Michigan (2)	S	-	3.1	2	0	1-1	3-2
6/2/19	vs. UConn	R	-	1.0	1	0	0-0	1-2

2/16/20	at Baylor	R	-	2.1	0	0	0-0	0-1
2/23/20	vs. Arizona	R	-	2.1	0	0	0-0	0-1
2/29/20	at Arizona State	R	-	4.0	5	0	5-5	2-2
3/6/20	Columbia	S	W	5.0	2	1	1-1	0-7

5/10/21	at Rutgers	S	-	1.0	3	0	2-2	0-1
5/23/21	vs. Ohio State	S	W	2.0	1	0	0-0	0-3
5/29/21	Michigan (DH2)	S	W	3.0	0	0	0-0	1-4
6/6/21	at Arkansas	S	-	4.1	3	0	3-2	3-7

2/18/22	at Sam Houston	S	-	1.1	2	0	5-5	5-2
2/25/22	vs. TCU	S	L	4.1	4	1	3-3	3-8
3/4/22	at UT Arlington	S	-	5.0	5	0	0-0	0-4
3/13/22	at Omaha	R	L	3.1	3	0	1-1	1-3
3/18/22	Texas A&M-CC	S	-	0.2	2	1	2-2	1-0

#25 DREW CHRISTO

Date	Opponent	S/R	W/L/S	IP	H	HR	R-ER	BB-K
2/19/22	at Sam Houston	R	-	0.0	1	1	2-2	0-0
3/16/22	New Mexico State	S	-	0.2	1	0	0-0	3-0
3/20/22	Texas A&M-CC	R	-	1.0	2	1	2-0	0-2
4/6/22	at Omaha	S	L	2.0	4	0	3-3	1-1
4/10/22	Rutgers	R	-	1.2	2	1	5-0	1-2

#27 JAKE BUNZ

Date	Opponent	S/R	W/L/S	IP	H	HR	R-ER	BB-K
3/7/21	vs. Purdue	S	-	3.0	1	0	0-0	2-5
3/14/21	vs. Iowa	S	L	4.0	5	0	3-3	2-2
3/20/21	at Iowa	R	-	1.0	1	0	0-0	0-1
3/28/21	Minnesota (DH2)	S	W	4.0	2	0	0-0	3-5
4/2/21	at Illinois	R	W	1.1	2	0	0-0	0-4
4/4/21	at Illinois	R	-	0.2	1	0	0-0	0-0
4/9/21	Maryland	R	-	0.2	0	0	0-0	1-2
4/10/21	Maryland	R	-	2.0	0	0	0-0	1-4
4/16/21	at Penn State	R	W	2.0	2	0	0-0	1-3
4/18/21	at Penn State	R	-	1.0	0	0	0-0	0-1
4/23/21	at Michigan State	R	-	2.0	1	0	0-0	0-3
4/30/21	Rutgers	R	-	2.0	0	0	1-1	3-1

PITCHER CAREER APPEARANCES

5/8/21	vs. Indiana	R	-	2.2	0	0	1-1	2-1
5/10/21	at Rutgers	R	-	0.2	1	1	1-1	0-1
5/15/21	Northwestern	R	-	2.0	0	0	0-0	0-2
5/21/21	at Indiana	R	-	2.0	1	0	1-1	1-4
5/28/21	Michigan	R	-	1.0	0	0	0-0	1-2
6/4/21	vs. Northeastern	R	-	0.1	1	0	0-0	0-1
6/5/21	at Arkansas	R	-	0.0	0	0	0-0	3-0
6/7/21	at Arkansas	R	-	0.1	1	1	1-1	0-0
2/19/22	at Sam Houston	R	-	0.1	0	0	0-0	0-1

#28 KOTY FRANK

Date	Opponent	S/R	W/L/S	IP	H	HR	R-ER	BB-K
3/7/21	vs. Purdue	R	-	1.0	0	0	0-0	1-2
3/14/21	vs. Iowa	R	-	2.2	3	0	0-0	0-0
3/21/21	at Iowa	R	W	2.0	2	1	2-2	0-3
3/28/21	Minnesota (DH2)	R	-	2.0	0	0	1-0	2-1
4/4/21	at Illinois	R	W	3.2	4	1	2-2	0-3
4/25/21	at Michigan State	R	-	3.0	3	0	0-0	0-3
5/2/21	Rutgers	R	-	2.2	4	0	2-2	2-1
5/8/21	vs. Indiana	R	-	1.0	1	1	4-4	3-0
5/10/21	at Rutgers	R	S	1.0	0	0	0-0	0-1
5/21/21	at Indiana	R	W	2.0	2	0	0-0	0-3
5/29/21	Michigan (DH1)	R	-	1.1	0	0	0-0	0-1
6/4/21	vs. Northeastern	R	W	3.2	0	0	2-2	2-2
6/7/21	at Arkansas	R	L	1.1	0	0	3-3	3-1

2/18/22	at Sam Houston	R	-	4.2	3	0	0-0	2-6
2/25/22	vs. TCU	R	-	3.2	2	0	1-1	2-2
3/4/22	vs. Northwestern State	S	W	6.2	5	0	0-0	2-10
3/13/22	at Omaha	S	-	5.0	3	1	3-2	3-4
3/18/22	Texas A&M-CC	R	-	2.0	6	0	4-1	1-1
3/25/22	Michigan	S	W	5.0	10	4	6-6	0-9
4/2/22	at Ohio State	S	-	4.1	6	0	5-4	1-1
4/14/22	BYU	S	-	6.2	1	0	0-0	0-7
4/24/22	at Indiana	S	W	5.1	6	0	5-5	4-9
4/29/22	Iowa	S	-	4.0	4	2	3-3	2-6
5/6/22	at Minnesota	R	W	4.1	2	0	0-0	0-4
5/14/22	at Illinois	R	-	1.1	1	0	0-0	0-1
5/15/22	at Illinois	R	-	4.0	5	0	3-3	0-7

#30 WILL WALSH

Date	Opponent	S/R	W/L/S	IP	H	HR	R-ER	BB-K
4/10/22	Rutgers	R	-	0.2	3	0	1-1	0-1

#32 CJ HOOD

Date	Opponent	S/R	W/L/S	IP	H	HR	R-ER	BB-K
2/19/22	at Sam Houston	R	-	1.0	1	0	0-0	0-1
2/26/22	vs. TCU	R	-	0.2	2	0	1-1	0-0
3/9/22	at Kansas State	R	-	1.0	0	0	0-0	0-2
3/18/22	Texas A&M-CC	R	-	0.1	0	0	2-1	1-0
3/20/22	Texas A&M-CC	R	-	1.0	1	0	0-0	1-3
3/27/22	Michigan	R	-	1.0	1	0	1-1	0-0
3/28/22	at Creighton	R	-	1.1	0	0	0-0	1-0
4/6/22	at Omaha	R	-	0.2	0	0	0-0	1-0
4/9/22	Rutgers	R	-	0.1	0	0	0-0	0-1
4/10/22	Rutgers	R	-	0.0	3	1	4-4	2-0
4/15/22	BYU	R	-	0.2	0	0	0-0	2-1
4/20/22	North Dakota State	R	W	1.1	0	0	0-0	2-2
4/22/22	at Indiana	R	-	0.1	0	0	0-0	0-0
4/26/22	K-State	R	W	0.2	0	0	0-0	2-0
5/8/22	at Minnesota	R	-	0.2	0	0	0-0	0-0
5/15/22	at Illinois	R	-	0.1	0	0	0-0	1-0

#33 JACKSON BROCKETT

Date	Opponent	S/R	W/L/S	IP	H	HR	R-ER	BB-K
2/20/22	at Sam Houston	R	-	1.0	0	0	0-0	1-1
2/26/22	vs. TCU	R	-	0.1	0	0	2-2	2-0
3/16/22	New Mexico State	R	-	1.1	3	0	2-2	1-3
3/20/22	Texas A&M-CC	R	-	1.0	2	0	2-2	0-2
3/28/22	at Creighton	R	-	1.2	1	0	1-0	2-3
4/6/22	at Omaha	R	-	2.1	1	0	1-1	1-2
4/10/22	Rutgers	R	-	4.1	4	1	1-1	0-4
4/16/22	BYU	S	-	5.1	4	1	2-2	1-2

4/26/22	K-State	S	-	3.1	2	0	4-4	3-3
5/8/22	at Minnesota	S	-	5.1	4	0	1-1	1-7
5/15/22	at Illinois	S	-	2.0	1	0	0-0	2-0

#34 COLBY GOMES

Date	Opponent	S/R	W/L/S	IP	H	HR	R-ER	BB-K
2/17/19	at UC Riverside	S	-	4.0	6	0	0-0	0-2
2/24/19	vs Oregon State	S	L	1.1	6	0	5-5	3-0
3/1/19	vs Texas Tech	R	S	1.0	0	0	0-0	0-2
3/9/19	at Baylor	R	S	0.1	0	0	0-0	0-0
3/19/19	Air Force	R	S	1.0	0	0	0-0	1-2
3/22/19	Michigan State	R	S	1.0	1	0	0-0	2-0
4/7/19	Purdue	R	-	1.0	0	0	0-0	0-1
4/12/19	at Penn State	R	S	1.0	0	0	0-0	0-2
4/13/19	at Penn State	R	S	1.0	0	0	0-0	0-0
4/17/19	at Omaha	R	S	1.0	0	0	0-0	0-3
4/21/19	at Iowa	R	S	1.0	0	0	0-0	0-1
4/28/19	Illinois	R	L	2.0	2	0	2-0	0-2
5/6/19	at Northwestern	R	S	1.0	1	0	1-1	0-1
5/11/19	Arizona State	R	S	1.0	1	0	0-0	0-1
5/16/19	Michigan	R	S	1.0	1	0	0-0	1-1
5/25/19	vs Michigan	R	S	0.1	0	0	0-0	0-0
5/26/19	vs Ohio State	R	-	1.0	1	0	0-0	0-1
5/31/19	vs UConn	R	S	1.0	1	0	0-0	0-0
6/1/19	vs Oklahoma State	R	L	1.0	3	1	4-4	1-0

2/15/20	at Baylor	S	-	2.0	7	2	5-5	1-0
2/22/20	at San Diego State	S	-	5.0	2	0	1-1	1-1
2/29/20	at Arizona State	S	L	4.1	5	1	3-3	2-1
3/7/20	Columbia	S	-	4.1	6	1	3-3	3-3

2/19/22	at Sam Houston	R	-	0.2	0	0	0-0	0-0
3/4/22	at UT Arlington	R	L	0.2	5	0	4-4	1-0

#36 QUINN MASON

Date	Opponent	S/R	W/L/S	IP	H	HR	R-ER	BB-K
2/28/20	at Arizona State	R	-	1.0	2	0	1-1	0-2
3/8/20	Columbia	R	-	2.0	1	0	1-0	0-4
3/11/20	Northern Colorado	S	W	3.0	1	0	0-0	1-2
3/28/21	Minnesota (DH2)	R	-	0.0	1	0	3-3	2-0
5/22/21	vs. Ohio State	R	-	0.1	1	0	0-0	0-0

2/18/22	at Sam Houston	R	-	0.1	1	0	0-0	1-0
3/15/22	New Mexico State	R	-	0.0	0	0	0-0	3-0
3/20/22	Texas A&M-CC	R	-	1.0	1	0	0-0	0-0

#37 CHANDLER BENSON

Date	Opponent	S/R	W/L/S	IP	H	HR	R-ER	BB-K
2/26/22	vs. TCU	R	-	1.0	0	0	0-0	0-0
3/15/22	New Mexico State	R	-	1.0	0	0	0-0	0-1
3/18/22	Texas A&M-CC	R	-	0.2	1	0	1-1	0-1
3/19/22	Texas A&M-CC	R	-	0.2	2	0	0-0	1-0
3/25/22	Michigan	R	-	1.0	3	1	2-2	0-1
3/27/22	Michigan	R	-	0.0	1	0	0-0	0-0
4/3/22	at Ohio State	R	-	1.0	1	0	0-0	0-0
4/8/22	Rutgers	R	-	2.0	1	0	0-0	0-2
4/15/22	BYU	R	-	0.1	0	0	1-1	1-0
4/20/22	North Dakota State	R	-	1.0	1	0	0-0	1-0
4/23/22	at Indiana	R	-	0.1	1	0	0-0	1-0
5/8/22	at Minnesota	R	-	0.2	1	0	1-1	0-0
5/15/22	at Illinois	R	-	0.1	0	0	0-0	0-1

#38 EMMETT OLSON

Date	Opponent	S/R	W/L/S	IP	H	HR	R-ER	BB-K
3/14/21	vs. Ohio State	R	-	1.0	0	0	0-0	0-1
3/19/21	at Iowa	R	-	1.0	0	0	0-0	0-2
3/21/21	at Iowa	R	-	1.0	2	0	2-2	1-2
4/3/21	at Illinois	R	-	0.1	4	0	2-1	0-1
5/10/21	at Rutgers	R	-	2.1	1	0	0-0	1-2
5/14/21	Northwestern	R	-	1.0	1	0	0-0	1-1
5/22/21	vs. Ohio State	R	W	2.0	1	0	0-0	1-3
5/29/21	Michigan (DH2)	R	-	1.2	3	1	3-3	0-2
6/5/21	at Arkansas	R	-	1.1	0	0	2-0	2-2

PITCHER CAREER APPEARANCES

6/7/21	at Arkansas	R	-	0.1	1	0	0-0	0-0
2/18/22	at Sam Houston	R	L	1.0	3	0	3-0	0-2
2/20/22	at Sam Houston	R	-	3.2	4	0	2-2	1-3
2/27/22	vs. TCU	R	-	4.0	1	0	0-0	0-2
3/4/22	vs. Northwestern State	R	S	2.1	0	0	0-0	0-3
3/9/22	at Kansas State	S	L	3.0	7	1	4-2	1-4
3/14/22	Omaha	R	-	1.2	2	0	1-1	1-2
3/16/22	New Mexico State	R	W	1.0	0	0	0-0	0-1
3/19/22	Texas A&M-CC	R	-	1.0	2	0	2-1	1-1
3/26/22	Michigan	R	-	0.2	2	0	1-0	1-1
3/28/22	at Creighton	R	-	1.0	0	0	0-0	0-1
4/1/22	at Ohio State	R	-	2.1	3	0	2-2	0-3
4/6/22	at Omaha	R	-	1.0	0	0	0-0	0-1
4/9/22	Rutgers	S	-	6.2	3	0	3-1	1-5
4/15/22	BYU	S	-	5.0	2	1	2-1	3-5
4/23/22	at Indiana	S	L	6.0	9	1	6-1	2-5
4/29/22	Iowa	S	W	7.0	4	1	1-1	0-7
5/7/22	at Minnesota	S	-	5.0	7	0	4-4	4-6
5/14/22	at Illinois	S	W	6.2	7	0	2-2	1-6

#39 CORBIN HAWKINS

Date	Opponent	S/R	W/L/S	IP	H	HR	R-ER	BB-K
3/15/22	New Mexico State	R	-	0.1	0	0	0-0	0-1
3/19/22	Texas A&M-CC	R	-	0.2	0	0	0-0	0-1
3/20/22	Texas A&M-CC	R	-	1.0	6	2	6-4	0-2
3/27/22	Michigan	R	-	0.1	0	0	0-0	1-0
4/8/22	Rutgers	R	-	1.0	0	0	0-0	0-0
4/16/22	BYU	R	L	1.0	1	0	2-0	0-1
4/20/22	North Dakota State	R	-	1.0	0	0	0-0	0-0
4/23/22	at Indiana	R	-	1.2	3	0	2-2	0-0
4/26/22	K-State	R	-	1.0	0	0	0-0	1-2
5/13/22	at Illinois	R	-	0.1	0	0	0-0	0-1
5/14/22	at Illinois	R	-	1.0	1	0	0-0	0-1
5/15/22	at Illinois	R	L	0.2	2	0	1-0	0-1

#40 CALEB FEEKIN

Date	Opponent	S/R	W/L/S	IP	H	HR	R-ER	BB-K
2/15/20	at Baylor	R	-	1.0	1	0	1-1	3-1
2/28/20	at San Diego State	R	-	1.0	1	0	0-0	0-0
2/28/20	at Arizona State	R	-	0.0	1	0	4-4	2-0
3/8/20	Columbia	S	-	2.1	2	1	1-1	1-1
3/6/21	vs. Purdue (DH 2)	R	-	1.0	1	0	0-0	0-2
3/12/21	vs. Ohio State	R	-	1.2	1	1	1-1	1-1
3/14/21	vs. Iowa	R	-	2.0	1	0	0-0	0-1
3/19/21	at Iowa	R	-	0.2	1	0	0-0	0-1
3/28/21	Minnesota	R	-	1.0	0	0	0-0	2-1
4/10/21	Maryland	R	-	1.0	0	0	0-0	0-1
4/30/21	Rutgers	R	-	0.2	1	0	0-0	1-2
5/2/21	Rutgers	R	-	0.1	0	0	0-0	1-0
5/10/21	at Rutgers	R	-	1.0	3	0	1-1	0-1
5/23/21	vs. Ohio State	R	-	1.0	1	0	0-0	1-2
6/6/21	vs. NJIT	R	-	1.0	1	1	2-2	1-2
3/15/22	New Mexico State	R	-	0.2	3	1	6-6	3-1
5/13/22	at Illinois	R	-	0.0	0	0	0-0	1-0

#48 ETHAN BRADFORD

Date	Opponent	S/R	W/L/S	IP	H	HR	R-ER	BB-K
2/29/20	at Arizona St.	R	-	0.2	1	0	2-2	2-0
3/11/20	Northern Colorado	R	-	2.0	0	0	0-0	1-4
4/17/21	at Penn State	R	-	1.0	0	0	0-0	1-2
5/9/21	vs. Indiana	R	-	2.0	1	0	0-0	2-1
5/22/21	vs. Ohio State	R	-	0.1	0	0	2-0	3-0
2/19/22	at Sam Houston	R	-	2.0	2	0	0-0	0-2
2/20/22	at Sam Houston	R	-	1.0	0	0	0-0	0-0
2/26/22	vs. TCU	R	-	1.2	3	0	3-3	3-0
3/4/22	at UT Arlington	R	-	1.0	1	0	0-0	0-1

#49 DAWSON MCCARVILLE

Date	Opponent	S/R	W/L/S	IP	H	HR	R-ER	BB-K
2/16/20	Oklahoma State	S	W	5.2	5	0	2-2	2-5
2/23/20	CSUN	S	L	5.0	8	1	4-2	2-7
3/1/20	at Stanford	S	L	5.2	6	0	6-2	1-4
3/7/20	Pacific	S	-	4.0	8	0	4-4	2-2
2/20/21	Missouri	R	L	1.1	1	0	2-2	1-2
2/25/21	Oregon State	R	-	1.1	1	0	0-0	2-2
2/27/21	Oregon State	R	-	1.2	5	0	4-4	2-0
3/12/21	UTRGV	R	-	2.2	2	0	0-0	0-2
3/20/21	Seattle U	R	-	2.2	5	0	4-4	1-1
3/23/21	Pepperdine	S	L	4.0	5	1	6-6	2-4
3/28/21	at Tulane	R	-	3.0	0	0	0-0	1-3
4/2/21	at Utah Valley	R	-	4.0	0	0	0-0	1-4
4/10/21	Northern Colorado	S	W	7.0	4	0	0-0	2-8
4/17/21	at NM State	S	W	7.0	5	0	0-0	3-7
4/21/21	Arizona State	R	-	0.1	0	0	0-0	0-0
5/1/21	at Sacramento State	S	W	6.0	7	0	0-0	1-5
5/8/21	Dixie State	S	-	5.1	6	0	1-1	1-2
5/15/21	at Tarleton	S	W	6.0	4	0	1-1	1-1
5/21/21	Cal Baptist	S	W	5.2	4	0	1-1	2-5
5/29/21	vs. UTRGV	S	-	3.0	2	0	4-4	3-1
6/5/21	vs. Oklahoma State	S	L	4.1	7	1	4-3	2-1
2/19/22	at Sam Houston	S	-	4.0	5	0	3-1	1-3
2/27/22	vs. TCU	S	L	4.0	8	0	5-5	2-3
3/5/22	at UT Arlington	S	W	5.2	5	0	2-2	1-1
3/15/22	New Mexico State	S	W	6.0	1	0	0-0	2-10
3/20/22	Texas A&M-CC	S	L	2.0	7	0	7-7	1-1
3/27/22	Michigan	S	L	5.1	6	1	3-3	2-8
4/3/22	at Ohio State	S	-	4.0	6	0	3-3	2-2
4/10/22	Rutgers	S	L	1.2	2	1	2-2	3-2
4/20/22	North Dakota State	S	-	3.2	5	1	3-3	2-0
4/26/22	K-State	S	W	6.0	6	1	3-3	1-3
5/8/22	at Minnesota	R	L	1.1	2	1	1-1	1-2

#51 MASON ORNELAS

Date	Opponent	S/R	W/L/S	IP	H	HR	R-ER	BB-K
2/14/20	Miami	R	-	1.0	0	0	0-0	0-0
2/18/20	Stephen F. Austin	R	-	1.0	0	0	0-0	0-0
2/21/20	Army	R	-	1.1	0	0	0-0	0-4
2/23/20	Army	R	W	0.1	1	1	1-1	1-0
2/29/20	vs. UCLA	R	-	2.2	1	0	0-0	0-2
3/6/20	New Mexico State	R	-	1.0	1	0	0-0	0-3
3/10/20	at Rice	R	-	1.0	0	0	0-0	0-1
2/20/21	Xavier	S	-	4.0	1	0	0-0	1-6
2/24/21	Tarleton	R	-	2.2	2	0	0-0	0-5
3/7/21	New Mexico State	R	-	2.0	1	0	0-0	0-1
3/16/21	at Houston	R	W	3.0	0	0	0-0	0-5
3/20/21	at Florida	R	-	3.1	6	1	4-4	0-4
3/23/21	Rice	R	-	0.2	1	0	1-1	0-0
3/28/21	Georgia	R	-	1.2	4	0	3-3	1-2
4/3/21	at Missouri	R	-	0.1	0	0	0-0	1-0
4/6/21	at Sam Houston	R	-	2.0	1	0	0-0	0-1
4/10/21	Alabama	R	-	3.2	7	0	2-2	0-6
4/18/21	at Arkansas	R	-	1.1	3	1	3-3	1-2
4/20/21	Texas Southern	R	W	2.2	2	0	0-0	0-4
4/24/21	Tennessee	R	W	3.0	2	0	1-1	0-2
5/1/21	at Mississippi State	R	-	3.0	1	0	0-0	3-1
5/4/21	vs. UT Arlington	R	-	1.0	2	0	2-2	0-0
5/8/21	Ole Miss	R	L	0.2	2	1	3-3	1-0
5/16/21	at Auburn	R	L	1.0	2	0	5-1	3-0
2/26/22	vs. TCU	R	-	2.1	2	0	0-0	1-2
3/4/22	at UT Arlington	R	-	2.0	0	0	0-0	1-0
3/9/22	at Kansas State	R	-	2.0	1	0	2-0	2-1
3/14/22	Omaha	R	-	1.0	2	0	2-2	2-1
3/18/22	Texas A&M-CC	R	W	1.2	1	0	0-0	0-2
3/20/22	Texas A&M-CC	R	-	2.0	3	2	4-4	1-1
3/27/22	Michigan	R	-	2.2	1	0	1-1	2-1
4/3/22	at Ohio State	R	-	2.0	3	1	2-2	1-1

PITCHER CAREER APPEARANCES

4/6/22	at Omaha	R	-	1.0	1	0	1-1	1-1
4/15/22	BYU	R	-	1.0	3	0	3-3	1-1
4/22/22	at Indiana	R	-	3.2	4	0	1-1	0-3
4/26/22	K-State	R	-	3.2	2	1	2-2	1-4
5/7/22	at Minnesota	R	-	0.2	2	0	1-1	1-0
5/13/22	at Illinois	R	-	4.1	5	0	1-1	1-1

THE LAST TIME

LAST TIME A NEBRASKA HITTER HAD...

4 Hits in a Game:Griffin Everitt (4) at Minnesota, May 6, 2022
Consecutive 4-Hit Games: ..Ben Miller (4 & 4) on April 8 & 9, 2017 - both vs. Maryland
5 Hits in a Game: Gunner Hellstrom (5) at Rutgers, April 21, 2018
6 Hits in a Game: Steve Edlefsen (6) vs. Iowa, April 11, 2006

2 Hits in an Inning: Brice Matthews (1B/1B), at Ohio State, April 3, 2022
2 Extra-Base Hits in an Inning:Cam Chick (HR/2B), Minnesota, March 28, 2021

7 At Bats in a Game: Cam Chick/Griffin Everitt/Max Anderson (7) at Minnesota, May 7, 2022
8 At Bats in a Game: DJ Belfonte (8) at UL-Lafayette (15 inn.), Feb. 20, 2008
9 At Bats in a Game: ... Pat Kelly/Chad Christensen (9) vs. Northwestern (16 inn.), March 29, 2013

4 Runs in a Game: Cam Chick (4) at Ohio State, April 3, 2022
5 Runs in a Game: Steve Edlefsen at Iowa, April 11, 2006
6 Runs in a Game:Craig Moore vs. Chicago State, March 16, 1999

3 Doubles in a Game: Joe Acker (3) vs. Maryland, April 9, 2021

2 Triples in a Game:Garrett Anglim (2) at UT Arlington, March 5, 2022
2 Triples in Consecutive Games: ..Blake Headley vs. Northern Colorado, March 10-11, 2015

2 HRs in a Game: Garrett Anglim vs. Iowa, May 1, 2022
3 HRs in a Game: Garrett Anglim vs. Iowa (DH 1), May 1, 2022
2 HRs in an Inning: ..Curtis Ledbetter/Brandon Fusilier vs. South Dakota State (4th inning for both), March 13, 2005
HRs in Consecutive At Bats: Garrett Anglim vs. Iowa (3), May 1, 2022
HRs in Consecutive Innings:Garrett Anglim vs. Iowa (1st, 2nd, 3rd), May 1, 2022
Grand Slam: Colby Gomes at Illinois, May 15, 2022
A Pinch-Hit Home Run:Ty Roseberry vs. Purdue, April 6, 2019
An Inside-the-Park Home Run:Joe Acker vs. Rutgers, April 30, 2021
An Inside-the-Park Grand Slam: Jaxon Hallmark at Kansas State, April 2, 2019
Led Off Game with Home Run (Away): Cam Chick at Baylor, Feb. 15, 2020
Led Off Game with Home Run (Home): Cam Chick vs. BYU, April 16, 2022
A Walk-Off Home Run to Win a Game: ... Steven Reveles vs. Loyola Marymount, March 11, 2016
Had a Homer and a Win, Same Game:Ben Miller vs. Creighton, April 4, 2017
Homered in First Career At-Bat:Max Anderson vs. Purdue, March 5, 2021
Homered in First Career Game:Max Anderson vs. Purdue, March 5, 2021
Freshman Homered in First Career Game:Max Anderson vs. Purdue, March 5, 2021
Back-to-Back Multi-HR Games: ..Scott Schreiber vs. Penn State (5/15/16) & at Creighton (5/17/16)
Homered in Three-Straight Games: Cam Chick (3) (vs. BYU, vs. NDSU), 4/15-20/22

Hit For the Cycle: Steve Edlefsen at Iowa, April 11, 2006

6 RBI in a Game: Garrett Anglim vs. Michigan, March 25, 2022
7 RBI in a Game: Josh Scheffert (7) at Ohio State, April 15, 2012
8 RBI in a Game: Adam Bailey (8) vs. Creighton, May 18, 2010
9 or more RBI in a Game:Craig Moore (10) vs. Chicago State, March 16, 1999

10 or More Total Bases:Garrett Anglim (12) vs. Iowa, May 1, 2022

4 Walks in a Game:Cam Chick (5) at Ohio State, April 3, 2022
5 Walks in a Game:Cam Chick at Ohio State, April 3, 2022

5 Strikeouts in a Game: Kurt Farmer vs. UCLA, March 5, 2011

3 Stolen Bases: Jaxon Hallmark (3) at Rutgers, May 9, 2021
4 Stolen Bases:John Cole vs. Texas-San Antonio, Feb. 26, 2000
Stole Home: Brice Matthews at Illinois, April 4, 2021

3 HBP in a Game:Core Jackson (3) at Indiana, April 24, 2022

4 Sacrifice Bunts in Game: Andrew Sawyers vs. Kansas State, April 4, 1998 (NCAA Record)

LAST TIME A NEBRASKA PITCHER HAD...

An Individual No-Hitter - 9 Innings:Richard Geier vs. Kansas, April 20, 1954
An Individual No-Hitter - 7 Innings:Anthony Kelley vs. Oklahoma, April 5, 1981
Note: Nate Fisher pitched 8.0 no-hit innings on March 9, 2019 at Baylor (not complete game)

A Combined No-Hitter: Kyle Kubat (5.0), Tyler Niederklein (2.1), Dylan Vogt (1.2) vs. Arkansas, April 16, 2013

A 2-Hit Game (individual): Matt Waldron vs. Michigan State (DH 1), March 22, 2019
A 1-Hit Game (individual): . Michael Mariot vs. Houston Baptist (Game 2), March 13, 2010
A 1-Hit Game (combined):..Koty Frank (6.2), Tyler Martin (1.1), Braxton Bragg (1.0) vs. BYU, April 14, 2022

Picked off Two Base Runners in an Inning:...Aaron Bummer at The Citadel, March 1, 2014

A Complete Game - 9 innings: ...Shay Schanaman vs. Northwestern State, March 5, 2022
A Complete Game - less than 9 inn.:Emmett Olson vs. Iowa, May 1, 2022 (7 Inn.)
A Complete Game by a Freshman:... Matt Waldron (9 inn.) vs. Penn State, May 14, 2016
A Complete Game by a Freshman - 9 inn.: ..Matt Waldron vs. Penn State, May 14, 2016
Consecutive Complete Games - 9 inn.:Christian DeLeon vs. Ohio State & Minnesota, April 4/12, 2014

A Complete-Game Shutout - 9 Inn.: ..Shay Schanaman vs. Northwestern State, March 5, 2022
A Complete-Game Shutout - less than 9 inn.: Tom Lemke (7 inn.) vs. Oklahoma, March 28, 2010
Consecutive Shutouts: ..Shane Komine vs. Iowa State, April 28, 2000 & at Texas, May 6, 2000
A Complete-Game Shutout by a Freshman: ... Matt Waldron vs. Penn State, May 14, 2016

Immaculate Inning:Cade Povich vs. Michigan (1st Inning), May 28, 2021
A Three-Pitch Inning:Colton Howell vs. Northwestern, April 19, 2014

Hit 4 or More Batters in a Game: Matt Freeman (4) vs. Northern Colorado, March 24, 2009
Hit 5 or More Batters in a Game:Shane Komine (5) vs. Nicholls State, Feb. 19, 1999

10 Strikeouts in a Game: Koty Frank (10) vs. Northwestern State, March 4, 2022
10+ Strikeouts in a Game: Shay Schanaman (11) vs. Maryland, April 11, 2021
15+ Strikeouts in a Game:Joba Chamberlain (15) vs. New Mexico, Feb. 25, 2005

Struck out 4 Batters in an Inning: .. Michael Mariot (6th inning) vs. Texas A&M, April 30, 2010

Lost a Game Without Giving Up an Earned Run: ..Shay Schanaman vs. BYU, April 15, 2022

THE LAST TIME

LAST TIME NEBRASKA HAD...

25+ Runs:.....50 vs. Chicago State, March 16, 1999
20+ Runs:.....21 at UC Riverside, Feb. 15, 2019
10 Runs in an Inning:..... 11 at Baylor (1st), Feb. 14, 2020

20+ Hits:..... 20 at Indiana, April 24, 2022

Every Husker Starter Had a Hit:..... at Indiana, April 24, 2022
Every Husker Starter Scored a Run:..... at Indiana, April 24, 2022
Every Husker Starter Had a Hit and Scored a Run:..... at Indiana, April 24, 2022

0 Strikeouts on Offense:.....vs. UNLV, March 30, 2014

0 Walks on Offense:.....vs. TCU, February 27, 2022

10+ Doubles:..... vs. Creighton (11), May 18, 2010
9+ Doubles:..... vs. Creighton (11), May 18, 2010
8+ Doubles:..... vs. Louisiana Tech (8), March 16, 2012
7+ Doubles:..... vs. Louisiana Tech (8), March 16, 2012
3 Consecutive Doubles:... Mike Waldron, Joe Acker, Mojo Hagge at Cal Poly, March 25, 2017

3 Triples:..... at UT Arlington (3), March 5, 2022

9 HRs:.....vs. Chicago State, March 16, 1999
6 HRs:..... vs. Southern Utah (1), March 6, 2001
5 HRs:..... at Arizona State, March 1, 2020
Back-to-Back Homers:.....Spencer Schwellenbach/Cam Chick (5th inn.) at Illinois, April 3, 2021
3 Consecutive Homers:..... Jed Dalton/Darin Erstad/Derek Dukart vs. Iowa State, May 15, 1994
2 Homers in an Inning:.....Garrett Anglim/Brice Matthews (1st inn.) vs. Iowa, April 29, 2022
3 Homers in an Inning:.....Cam Chick/Max Anderson/Jack Steil (3rd inn.) at Iowa, March 20, 2021

3 Triples:..... at UT Arlington (3), March 5, 2022

2 Grand Slams in a Game:..... Dan Wright/Jeff Leise vs. Western Illinois, April 19, 2000
Grand Slams in Back-to-Back Games:..... Max Anderson/Luke Sartori at Ohio State, April 2-3, 2022

10+ Stolen Bases:..... 10 vs. Peru State, May 6, 1996
7+ Stolen Bases:..... 7 vs. Kansas State, April 26, 2022

Rallied from a 10-run deficit:.....vs. North Dakota, March 30, 2010 (Trailed 10-0 in the 2nd, won 11-10)
Rallied from a deficit of 7 runs/greater:.....vs. Ohio State, May 22, 2021 (Trailed 9-2 after 6th, won 11-9)
Rallied from a deficit of 6 runs/greater:.....vs. Ohio State, May 22, 2021 (Trailed 9-2 after 6th, won 11-9)
Rallied from a deficit of 5 runs/greater:.....vs. Ohio State, May 22, 2021 (Trailed 9-2 after 6th, won 11-9)

Was shut out – General:..... vs. Iowa (1-0), April 29, 2022
Was shut out – At Home:..... vs. Iowa (1-0), April 29, 2022
Was shut out – On the Road:.....at Iowa (3-0), March 19, 2021

Held to 2 or fewer hits:.....2 vs. Iowa, April 29, 2022

Swept a Conference Series:..... at Ohio State (3-0), April 1-3, 2022
Were Swept in a Conference Series:..... Rutgers (0-3), April 8-10, 2022
Were Swept in a Conference Series at Home:..... Rutgers (0-3), April 8-10, 2022

Allowed 2 hits or less:.....vs. Maryland (2), April 11, 2021
Walked 10+:..... at Arkansas (10), June 5, 2021
Walked 15+:..... Wichita State (17), March 18, 2016

Struck out 15+ Batters:..... vs. Columbia (16 in 9 inn.), March 6, 2020
Struck out 30+ in a 3-Game Series:..... at Minnesota (31 in 3 games), May 6-8, 2022

Walk-Off Win:..... Griffin Everitt, 6-5 vs. Omaha (9 inn.), March 14, 2022
2-Straight Walk-Off Wins:.....Pat Kelly (Illinois, May 17, 2014) & Tanner Lubach (Ohio St., May 21, 2014)

2-Straight Complete Games:.. Chance Sinclair & Aaron Bummer (Ohio State) April 4-5, 2014
3-Straight Complete Games:... Christian DeLeon, Chance Sinclair & Aaron Bummer (Ohio St.), April 4-6, 2014

A Player Ejection:.....Michael Pritchard vs. UC Irvine (DH 1), March 15, 2014
A Head Coach Ejection:..... Will Bolt vs. TCU, February 27, 2022
An Assistant Coach Ejection:..... Eric Newman vs. Kansas, April 20, 2008

Turned a Triple Play:.....vs. Northern Colorado, March 27, 2007
Had a Triple Play Turned Against:..... vs. Michigan State, May 13, 2017

7 Errors in a Game:..... vs. Kansas State, March 11, 1997
6 Errors in a Game:.....vs. Michigan (6), May 25, 2019
5 Errors in a Game:.....vs. Michigan (6), May 25, 2019

Scored in every inning (9 inn.):.....vs. Texas Tech (W, 12-8), May 23, 2002
Lost a game without giving up an earned run:.....vs. BYU, April 15, 2022 (Lost 3-2)

LAST TIME A NEBRASKA OPPONENT HAD...

4 Hits in a Game:.....Danny Doligale (4), at Illinois, May 13, 2022
5 Hits in a Game:.....Max Puls (5), vs. Texas A&M-CC, March 20, 2022

7 RBI in a Game:.....Lee Leskowski (7), Missouri, April 14, 2002

Hit for the Cycle:..... Ross Kivett (HR-3B-2B-1B), at Kansas State, March 26, 2014

2 Home Runs:.....Chris Brito (2), vs. Rutgers, April 10, 2022
3 Home Runs:..... Jeff Larish, Arizona State, June 21, 2005
3 Home Runs in a Series:..... Ryan Lasko, vs. Rutgers, April 8-10, 2022

A Grand Slam:..... Danny DiGeorgio, vs. Rutgers, April 10, 2022
2 Grand Slams in a Game:..... at Wichita State, March 2, 2018
3 Grand Slams in a Series:..... at Wichita State, March 2-4, 2018

Back-to-Back Homers:... M. Frey/J. Obertop/T. Burton/T. Flores (5th inn.), vs. Michigan, March 25, 2022
Back-to-Back-to-Back Homers:..... Michigan (5th inn.), March 25, 2022
Back-to-Back-to-Back-to-Back Homers:..... Michigan (5th inn.), March 25, 2022
A Walk-Off Homer:..... Eli Wilson at Minnesota, March 29, 2019
Team Hit 9 HR in a Game:..... at Missouri, April 1, 1998

10+ Runs in an Inning:..... Rutgers (10 in the 7th), April 10, 2022

20+ Hits in a Game:..... vs. Texas A&M-Corpus Christi (23), March 20, 2022

Stole Home:..... Bobby Whalen, at Indiana, April 23, 2022

A One-Hitter:..... Matt Smith, Oklahoma State, April 24, 1998
A No-Hitter:..... Jim Maddock, Missouri (13-0), May 3, 1981

A Complete Game (9 innings):.....Adam Mazur, vs. Iowa, April 29, 2022

10 Strikeouts in a Game:..... Isaiah Coupet (14) at Ohio State, April 1, 2022

Walk-Off Win:..... at Illinois, 5-4, May 15, 2022 (Single + Fielding error in 9th)
Two Walk-Off Wins in a Series:.. at Minnesota [Games 1 (HR) & 3 (WP)], March 29-31, 2019

7 Errors in a Game:..... vs. Northwestern (7), March 31, 2013