NEBRASKA BASEBALL

3 CWS APPEARANCES | 17 NCAA TOURNAMENTS
12 CONFERENCE CHAMPIONS | 103 MLB DRAFT PICKS

2022 SCHEDULE

Date	Opponent	Time (CT)/Result
Feb. 18	at Sam Houston	L, 8-5
Feb. 19	at Sam Houston (7 INN.)	L, 5-1
Feb. 19	at Sam Houston (9 INN.)	W, 12-9
Feb. 20	at Sam Houston	L, 6-3
Feb. 25	vs. No. 17 TCU#	L, 4-1
Feb. 26	vs. No. 17 TCU#	L, 8-3
Feb. 27	vs. No. 17 TCU#	L, 5-3
March 4	vs. Northwestern State&	W, 2-0
March 4	at UT Arlington	L, 4-3
March 5	vs. Northwestern State&	W, 6-0
March 5	at UT Arlington	W, 8-2
March 9	at Kansas State	L, 6-4
March 13	at Omaha	L, 4-3
March 14	**Omaha**	**W, 6-5**
March 15	**New Mexico State**	**W, 12-6**
March 16	**New Mexico State**	**W, 6-5**
March 18	**Texas A&M-CC**	**W, 13-12**
March 19	**Texas A&M-CC**	**L, 4-1**
March 20	**Texas A&M-CC**	**L, 21-4**
March 23	**South Dakota State**	**CANCELED**
March 25	**Michigan***	**W, 13-9**
March 26	**Michigan***	**L, 8-6**
March 27	**Michigan***	**L, 6-1**
March 29	at Creighton	L, 3-2
April 1	at Ohio State*	W, 5-3
April 2	at Ohio State*	W, 10-5
April 3	at Ohio State*	W, 17-5
April 6	at Omaha	L, 6-5
April 8	**Rutgers***	**L, 7-5**
April 9	**Rutgers***	**L, 5-4**
April 10	**Rutgers***	**L, 19-1**
April 12	**Creighton**	**SUSPENDED**
April 14	**BYU**	**W, 1-0**
April 15	**BYU (DH)**	**L, 3-2 (7 inn.)**
April 15	**BYU (DH)**	**L, 7-6**
April 16	**BYU**	**L, 4-3**
April 20	**North Dakota State**	**W, 4-3**
April 22	at Indiana*	L, 8-7
April 23	at Indiana*	L, 8-1
April 24	at Indiana*	W, 19-7
April 26	**Kansas State**	**W, 8-6**
April 27	**Omaha**	**W, 14-3 (7 inn.)**
April 29	**Iowa***	**3:35 PM**
April 30	**Iowa***	**2:02 PM**
May 1	**Iowa***	**12:05 PM**
May 6	at Minnesota*	6 PM
May 7	at Minnesota*	2 PM
May 8	at Minnesota*	1 PM
May 13	at Illinois*	6 PM
May 14	at Illinois*	3 PM
May 15	at Illinois*	2 PM
May 17	**Oral Roberts**	**6:35 PM**
May 19	**Michigan State***	**6:35 PM**
May 20	**Michigan State***	**6:35 PM**
May 21	**Michigan State***	**12:05 PM**
May 25-29	Big Ten Tournament	TBD

Home games in **BOLD**
* - Denotes Big Ten Game
# - Played at Globe Life Field
& - Played at UT Arlington

APRIL 29-MAY 1, 2022 • HAWKS FIELD • LINCOLN, NEB.

NEBRASKA CORNHUSKERS

17-23 | 5-7 BIG TEN

Head Coach: Will Bolt
Record at Nebraska: 58-45 (3rd Season)
Career Record: Same

VS

IOWA HAWKEYES

24-13 | 8-4 BIG TEN

Head Coach: Rick Heller
Record at Iowa: 264-169 (9th Season)
Career Record: 954-734-4 (35th Season)

FRIDAY - 3:35 PM

NEBRASKA
RHP Shay Schanaman
2022: 2-6, 4.34 ERA

IOWA
RHP Adam Mazur
2022: 4-2, 2.76 ERA

SATURDAY - 2:02 PM

NEBRASKA
LHP Emmett Olson
2022: 1-3, 2.45 ERA

IOWA
RHP Connor Schultz
2022: 2-0, 1.97 ERA

SUNDAY - 12:05 PM

NEBRASKA
TBD
2022: ---

IOWA
RHP Ty Langenberg
2022: 4-1, 3.89 ERA

Nebraska takes on Big Ten foe Iowa in a three-game series on Friday-Sunday, April 29-May 1 at Hawks Field.

First pitch for the series opener on Friday is set for 3:35 p.m. The Huskers and Hawkeyes take the diamond at 2:02 p.m. on Saturday and wrap up the series on Sunday at 12:05 p.m.

Saturday's game can be seen on Nebraska Public Media with John Bishop, Jeff Leise and Ana Bellinghausen on the call. Fans can also listen to Greg Sharpe and Ben McLaughlin call all the action of this weekend's games on the Huskers Radio Network. All three games this weekend will be carried on KLIN (1400 AM) in Lincoln and KXSP (590 AM) in Omaha. Every game this season can be heard for free on Huskers.com and the Official Nebraska Huskers app for both iOS and Android devices.

NUMBERS TO KNOW

18 Griffin Everitt enters this weekend's series with an 18-game on-base streak. Everitt's streak is the longest current streak for the Huskers. Brice Matthews has the longest on-base streak for Nebraska with a 22-game streak set earlier this season.

9 Nebraska has won nine of its 17 games this season when scoring in the first inning. Overall, the Huskers have scored in the first inning in 12 games this season, sporting a 9-3 mark in those games.

1 Emmett Olson sits first in the Big Ten among pitching leaders with a 2.45 ERA, while Cole Kirschsieper of Illinois is second with an ERA of 2.62. Olson is 1-3 on the season with 39 strikeouts in 40.1 innings while making 15 appearances, including four starts.

QUICK FACTS

UNIVERSITY OF NEBRASKA INFORMATION

Location ..... Lincoln, Neb.
Population 291,082
Enrollment 24,431
Founded 1869
Nickname ..... Cornhuskers, Huskers
Colors ..... Scarlet and Cream
Affiliation ..... NCAA Division I
Conference ..... Big Ten
President ..... Walter "Ted" Carter Jr.
Chancellor ..... Ronnie D. Green
Athletic Director ..... Trev Alberts

2022 TEAM INFORMATION

Letterwinners Returning/Lost 18/12
Position Starters Returning/Lost 4/5
Pitchers Returning/Lost 10/8
Newcomers ..... 14 (11 Freshmen)
Head Coach ..... Will Bolt (3rd season)
Overall Record ..... 58-45 (.563)
Big Ten Record ..... 36-19 (.655)
Assistant Coach. ..... Lance Harvell
Assistant Coach ..... Jeff Christy
Volunteer Assistant ..... Danny Marcuzzo
Facility ....Hawks Field at Haymarket Park (8,486)

NEBRASKA BASEBALL HISTORY

Season of Nebraska Baseball in 2021 ..... 116th
First Season of Nebraska Baseball 1889
All-Time Record ..... 2,285-1,671-17 (.578)
All-Time Conference Record ..... 889-833-2 (.517)
All-Time NCAA Tournament Record .. 36-35 (.507)
Conference Regular Season Titles 8
Conference Tournament Titles 4
NCAA Tournament Appearances 17
Super Regionals Appearances 4
College World Series Appearances 3
All-America Certificates 105
First-Team All-America Certificates 48
Freshman All-America Certificates 36
CoSIDA Academic All-Americans 21
All-Big Ten Selections (Since 2012) 42
Perfect Games Thrown 2 (1954, 1980)
No-Hitters Thrown .. 7 (3 Individual, 4 Combined)
Huskers Who Have Played in the MLB 37

2022 SEASON INFORMATION

Overall Record 14-21
Home Record 7-10
Away Record 5-8
Neutral Record 2-3

COMMUNICATIONS INFORMATION

Baseball Contact ..... Jared Meister
Email ..... jmeister@huskers.com
Phone 402-472-7781
Fax 402-472-2005
Ticket Office .. 1-800-8 BIG RED or 402-472-3111
Ticket Website ..... Huskers.com/Tickets
Baseball Press Box Phone 402-434-6861
Home Radio Phone 402-434-6876
Visiting Radio Phone 402-434-6877
Radio ..... Huskers Radio Network

SOCIAL MEDIA

Twitter ..... @Husker_Baseball
Facebook ..... NebraskaBaseball
Instagram ..... @Husker_Baseball
Website ..... Huskers.com/Baseball

2022 NEBRASKA BASEBALL ROSTER

No.	Player	Yr.	Pos.	Ht.	Wt.	B/T	Hometown / Previous School(s)
1	Luke Jessen	Fr.	OF	5-9	170	L/L	Elkhorn, Neb. / Elkhorn South
3	Max Petersen	Fr.	INF	6-1	180	L/R	Lincoln, Neb. / Southwest
4	Max Anderson	So.	INF	6-0	195	R/R	Omaha, Neb. / Millard West
5	Josh Caron	Fr.	C/INF	6-0	215	R/R	Sun Prairie, Wis. / Sun Prairie
8	Shay Schanaman	Sr.	RHP	6-0	195	R/R	Grand Island, Neb. / Grand Island
9	Efry Cervantes	Sr.	INF	6-1	185	R/R	Tucson, Ariz. / Salpointe Catholic/ South Mountain CC
10	Leighton Banjoff	Jr.	INF/OF	6-1	200	R/R	Sheffield Village, Ohio / Elyria Catholic
11	Jack Steil	So.	INF	6-2	215	R/R	Cold Spring, Minn. / Rocori
12	Braxton Bragg	Jr.	RHP	6-2	200	R/R	Kansas City, Mo. / Liberty
13	Cam Chick	Sr.	INF/OF	5-9	175	L/R	Columbia, Mo. / Hickman
14	Brice Matthews	So.	INF	6-0	175	R/R	Humble, Texas / Atascocita
16	Griffin Everitt	Sr.	C	6-0	210	R/R	Lincoln, Neb. / Southwest/Kansas City CC
17	Tyler Palmer	RFr.	OF	6-1	175	R/R	Columbus, Neb. / Scotus Central Catholic
18	Garrett Anglim	RFr.	OF	6-0	190	R/R	La Vista, Neb. / Papillion-La Vista
19	Kyle Perry	Sr.	LHP	6-0	190	L/L	Omaha, Neb. / Millard South
20	Core Jackson	Fr.	INF	6-0	185	L/R	Wyoming, Ontario / Central Collegiate
21	Luke Sartori	Jr.	OF	6-0	190	R/R	Lincoln, Neb. / Southwest/Hutchinson CC
25	Drew Christo	Fr.	RHP	6-4	230	L/R	Elkhorn, Neb. / Elkhorn
26	Drew Wessel	RFr.	C	6-0	180	R/R	Omaha, Neb. / Millard South
27	Jake Bunz	Sr.	LHP	6-5	240	L/L	Elkhorn, Neb. / Elkhorn South/Hutchinson CC
28	Koty Frank	Sr.	RHP	6-2	210	R/R	Tushka, Okla. / Tushka/Eastern Oklahoma State CC
30	Will Walsh	RFr.	INF/LHP	6-4	230	R/L	Leawood, Kan. / Rockhurst
32	CJ Hood	Fr.	RHP	6-4	195	R/R	Hickman, Neb. / Norris
33	Jackson Brockett	Fr.	LHP	6-1	190	L/L	Omaha, Neb. / Elkhorn South/Buford (Ga.)
34	Colby Gomes	Jr.	RHP	6-5	225	R/R	Omaha, Neb. / Millard West
36	Quinn Mason	Jr.	RHP	6-3	220	R/R	Gretna, Neb. / Gretna
37	Chandler Benson	Fr.	LHP	5-11	160	L/L	Frisco, Texas / Liberty
38	Emmett Olson	So.	LHP	6-4	230	L/L	Des Plaines, Ill. / Maine West
39	Corbin Hawkins	Fr.	RHP	6-2	200	R/R	Omaha, Neb. / Millard West
40	Caleb Feekin	Jr.	LHP	6-3	200	L/L	Papillion, Neb. / Papillion-La Vista
41	Tyler Martin	Sr.	LHP	6-2	185	L/L	Webb City, Mo. / Webb City
44	Gabe Swansen	Fr.	INF	5-11	190	R/R	Johnston, Iowa / Johnston
45	Matthew Guthmiller	Fr.	INF/OF	6-1	190	L/L	Omaha, Neb. / Millard South
47	Nick Wimmers	Jr.	C	6-3	205	L/R	Oregonia, Ohio / Norfolk State / Eastern Oklahoma State College
48	Ethan Bradford	Jr.	LHP	6-3	195	L/L	Lawrence, Kan. / Free State
49	Dawson McCarville	Sr.	RHP	6-3	215	R/R	Glendale, Ariz. / Sandra Day O'Connor/Grand Canyon
51	Mason Ornelas	Jr.	RHP	6-0	210	R/R	Fort Worth, Texas / L.D. Bell/Texas A&M

COACHING AND SUPPORT STAFF

7 Will Bolt, Head Coach (3rd Season)
22 Lance Harvell, Assistant Coach/Recruiting Coordinator (3rd season) - Third Base Coach
35 Jeff Christy, Assistant Coach (3rd season) - Pitching Coach
6 Danny Marcuzzo, Volunteer Assistant Coach (3rd season) - First Base Coach
Gunner Hellstrom, Student Assistant
Bryce Siecko, Strength Coach
Curtis Ledbetter, Director of Operations
Rob Childress, Director of Player Development
Renee Brinkmann, Baseball Office Manager
Jerry Weber, Athletic Trainer
Nate Welker, Graduate Assistant Athletic Trainer
Reid Hubert, Senior Student Athletic Trainer
Alejandro Morales, Student Manager
Alex Burbidge, Student Manager
Kinley Hansen, Student Manager
Kooper Jelinek, Student Manager
Mitchell Ornelas, Student Manager
Carter Owens, Student Manager
Andrew Stubblefield, Student Manager
Abel Yolich, Student Manager

PRONUNCIATIONS

Player	Pronunciation
Garrett Anglim	Ang-lum
Efry Cervantes	Ee-fry Sir-vaughn-tess
Josh Caron	Care-n
Koty Frank	Cody
Colby Gomes	Gome-EZ
Lance Harvell	Har-VELL
Danny Marcuzzo	Mar-coo-zo
Mason Ornelas	Or-nel-us
Luke Sartori	Sar-tori
Shay Schanaman	Shann-uh-man
Bryce Siecko	See-ko
Jack Steil	Style

2022 NEBRASKA BASEBALL PHOTO ROSTER

#1 Luke Jessen
Fr. • OF

#3 Max Petersen
Fr. • INF

#4 Max Anderson
So. • INF


#5 Josh Caron
Fr. • INF/C

#8 Shay Schanaman
Sr. • RHP


#9 Efry Cervantes
Sr. • INF

#10 Leighton Banjoff
Jr. • INF/OF

#11 Jack Steil
So. • INF

#12 Braxton Bragg
Jr. • RHP


#13 Cam Chick
Sr. • INF/OF

#14 Brice Matthews
So. • INF


#16 Griffin Everitt
Sr. • C

#17 Tyler Palmer
RFr. • OF

#18 Garrett Anglim
RFr. • OF

#19 Kyle Perry
Sr. • LHP

#20 Core Jackson
Fr. • INF


#21 Luke Sartori
Jr. • OF

#25 Drew Christo
Fr. • RHP

#26 Drew Wessel
RFr. • C


#27 Jake Bunz
Sr. • LHP

#28 Koty Frank
Sr. • RHP

#30 Will Walsh
RFr. • INF/LHP

#32 CJ Hood
Fr. • RHP

#33 Jackson Brockett
Fr. • LHP

#34 Colby Gomes
Jr. • RHP/1B

#36 Quinn Mason
Jr. • RHP

#37 Chandler Benson
Fr. • LHP

#38 Emmett Olson
So. • LHP

#39 Corbin Hawkins
Fr. • RHP

#40 Caleb Feekin
Jr. • LHP

#41 Tyler Martin
Sr. • LHP

#44 Gabe Swansen
Fr. • INF

#45 Matt Guthmiller
Fr. • INF/OF

#47 Nick Wimmers
Jr. • C

#48 Ethan Bradford
Jr. • LHP

#49 Dawson McCarville
Sr. • RHP


#51 Mason Ornelas
Jr. • RHP

HEAD COACH WILL BOLT

One of the catalysts in Nebraska baseball's rise to national prominence in his playing days, Will Bolt returned to his alma mater as former athletic director Bill Moos named Bolt the 24th head coach of the Husker baseball program on June 14, 2019. He enters his third season at the helm in 2022.

Bolt captained the Huskers' first two College World Series teams in 2001 and 2002, and has 12 years of NCAA Division I coaching experience, having served in assistant coaching roles at Texas A&M and Nebraska. Bolt also spent four years as the head coach at Texarkana College.

Nebraska Head Coach
The 2021 Big Ten Coach of the Year, Bolt guided Nebraska to its second Big Ten regular-season championship in 2021. The Huskers compiled a 34-14 record, including a 31-12 record in Big Ten play, with NU capturing the league crown by 3.5 games. Nebraska also advanced to its first regional final since 2007 while posting a 3-2 record in the NCAA Fayetteville Regional.

In addition to Bolt's coaching accolade, NU counted the Big Ten Player of the Year in Spencer Schwellenbach, the Big Ten Freshman of the Year in Max Anderson and four first-team All-Big Ten honorees -- its most since joining the league. Schwellenbach was also tabbed the John Olerud Two-Way Player of the Year and a first-team All-American, and Anderson picked up Freshman All-America recognition.

Three NU hurlers were selected in the 2021 MLB Draft, with Schwellenbach in the second round (59th overall) by the Atlanta Braves, Cade Povich going in the third round (98th overall) by the Minnesota Twins and Cam Wynne picked in the 20th round by the Philadelphia Phillies.

Bolt and his coaching staff have done impressive work in recruiting since their arrival in Lincoln. The Huskers' 15-member 2021 recruiting class, which included a trio of top-200 prospects, was ranked 20th by Perfect Game, 21st by Baseball America and 36th by Collegiate Baseball.

Nebraska's 2020 season -- Bolt's first at the helm -- was cut short due to the COVID-19 pandemic.

Texas A&M Assistant Coach
Bolt spent five seasons as an assistant coach at Texas A&M under former NU assistant Rob Childress. In that span, the Aggies went 219-98-1 (.690) with five straight NCAA Regional appearances, three Regional titles, an SEC Tournament title in 2016 and an appearance in the 2017 College World Series.

Bolt's primary functions on the Aggie staff included coordinating the offensive game, mentoring the infielders and serving as third base coach. The Aggies finished in the top-25 nationally in batting average twice under his tutelage, and finished in the top five of the SEC in hitting or runs scored in four of his five seasons with the Aggies. He tutored 12 hitters who were selected in the MLB Draft during his tenure in College Station, including six players selected in the top-10 rounds, and seven players who earned first- or second-team All-SEC honors.

In 2019, the Aggie offense was led by Braden Shewmake, who was the No. 21 overall selection in the Major League Baseball Draft by the Atlanta Braves. Shewmake hit .313 with six homers, 47 RBIs and 45 runs scored en route to becoming the school's first MLB first-round pick since 2012. The Aggies won 39 games and reached the championship game of the Morgantown Regional.

In 2018, the Aggies went 40-22 and reached an NCAA Regional behind the emergence of Michael Helman, who finished 15th in the nation in hits (92), and logged a .369 batting average, .451 on-base percentage and 61 runs to rank in the top 50 nationally.

The Aggies made a run to the College World Series in 2017, finishing the season with a 41-23 mark behind the rise of Shewmake, who earned All-America honors and was named National Freshman of the Year and SEC Freshman of the Year after hitting .328 with 11 homers and 69 RBIs.

Bolt guided a prolific Texas A&M offense to 49 runs and an SEC Tournament title in 2016, as the Aggies led the SEC in batting average, runs scored, hits, home runs, on-base percentage and slugging percentage while ranking in the top-25 nationally in seven categories, including hits (712, second), runs (471, ninth), batting average (.311, 15th), doubles (129, 20th), home runs (62, 22nd), slugging percentage (.467, 22nd) and scoring offense (7.2 runs per game, 23rd). The Aggies were led by All-American Boomer White, who hit .386 with five homers, 46 RBI and 49 runs scored while striking out just 16 times in 259 plate appearances en route to SEC Player-of-the-Year honors.

Bolt made an immediate impact for the Texas A&M offense in his first season, as the Aggies ranked second in the SEC in hitting (.299) and third in runs scored (6.6) during his first season in College Station. The Aggies opened the season with an SEC-record 24-game win streak on their way to a 50-win season and a Super Regional appearance. That year, the Aggies ranked among the national leaders in home runs (third, 70), hits (655, seventh), runs (424, 15th) and slugging percentage (.457, 15th).

Nebraska Associate Head Coach
Bolt was associate head coach for the Huskers from 2012 to 2014, serving under Darin Erstad. Bolt tutored four players to first-team All-Big Ten honors, including two-time selections Chad Christensen, Michael Pritchard and Pat Kelly.

Nebraska was one of the top offenses in the Big Ten during his final year in Lincoln in 2014, ranking 19th nationally in hits (623), 30th in triples (19) and 31st in batting average (.293) as Nebraska won 41 games and reached the NCAA Tournament for the first time since 2008. Nebraska's defense was also one of the best

QUICK FACTS

POSITION	Head Coach
HOME TOWN	Conroe, Texas
ALMA MATER	Nebraska, 2003
CAREER RECORD	58-45 (3rd Season)

HONORS

NEBRASKA
» 2021 Big Ten Coach of the Year

NCAA TOURNAMENT

NEBRASKA
» 2005 College World Series
» 2014 NCAA Regional
» 2021 NCAA Regional

TEXAS A&M
» 2007 NCAA Super Regional
» 2015 NCAA Super Regional
» 2016 NCAA Super Regional
» 2017 College World Series
» 2018 NCAA Regional
» 2019 NCAA Regional

CONFERENCE CHAMPIONSHIPS

NEBRASKA
» 2021 Big Ten Regular Season Champions
» 2005 Big 12 Regular Season Champions
» 2005 Big 12 Tournament Champions

TEXAS A&M
» 2007 Big 12 Tournament Champions
» 2016 SEC Tournament Champions

units in the country. With new starters at first base, third base, shortstop, left field and center field, the Huskers ranked 21st in the country with a .976 fielding percentage.

Under Bolt's watch in 2013, Nebraska's defense turned in its best performance in school history. The Huskers ranked second in the nation with a .981 fielding percentage, setting school and Big Ten records. The Husker offense improved under Bolt's tutelage in 2013, ranking in the top three in the Big Ten in eight offensive categories. In conference play, the Huskers led the conference in batting average (.335), on-base percentage (.401), runs (180), hits (307) and RBIs (159).

In Bolt's first season at Nebraska in 2012, he helped raise the team batting average by 45 points, as the Huskers ranked eighth nationally with a .315 clip as a squad. NU was eighth nationally in scoring offense, leading the Big Ten with 7.1 runs per game, while also topping the conference in homers (47), on-base percentage (.384) and runs scored (413). Pritchard, a third-team All-American, was one of six Husker hitters to earn all-conference recognition.

Texarkana College Head Coach
Before joining Erstad's staff, Bolt served four years as head coach at Texarkana College from 2008 to 2011. He led the Bulldogs to a pair of Region XIV championships during his four-year stint. Bolt guided the Bulldogs to back-to-back Region XIV championships (2009 and 2010) during a stretch of four straight Regional Tournament appearances and four 30-plus win seasons. Bolt, who was 140-82 (.631) at Texarkana, helped over 20 players sign with Division I schools.

Texas A&M Volunteer Assistant Coach
Bolt headed back to his home state in 2006 and spent two seasons as a volunteer assistant coach at Texas A&M. In 2007, he was on staff when the Aggies advanced to the Super Regionals, while producing a 49-18 overall record and claiming the program's first Big 12 Tournament title. In College Station, Bolt specialized in infield work and helped tutor All-Americans Brandon Hicks and Blake Stouffer, who were each drafted in the first five rounds of the MLB Draft.

Nebraska Volunteer Assistant Coach
Bolt began his collegiate coaching career as a volunteer assistant at Nebraska in 2005, working with the Husker infielders and hitters. Behind National Player of the Year Alex Gordon, the Huskers compiled a school-record 57 wins and swept the Big 12 regular-season and Tournament championships. Nebraska finished the season with a then-school record .975 fielding percentage and included an infield that featured Gordon, first-team All-Big 12 performer Curtis Ledbetter and Joe Simokaitis, a second-team All-Big 12 pick.

Nebraska Playing Career
A member of Dave Van Horn's first recruiting class, Bolt was a four-year starter and team captain on Nebraska's 2001 and 2002 College World Series teams. The infielder played an instrumental role in helping Nebraska to four NCAA Regionals, three Super Regionals and back-to-back College World Series appearances.

Bolt was the Minneapolis Regional MVP as a sophomore, hitting .545 in three games to lead the Big Red to its first-ever NCAA Regional title. The following year, Bolt made one of the most memorable plays in school history, catching the final out of the 2001 Super Regional against Rice to send the Big Red to its first-ever College World Series.

Bolt finished his career holding six school records, including games played (251), games started (242), at-bats (922), hits (281), doubles (56) and assists (639). Bolt remains in the school's top five in several categories, including doubles (first, 56), games played (second, 251), assists (second, 639), hits (third, 281) and runs scored (fifth, 197).

Following his playing career, he began his coaching career as a graduate manager at Nebraska in 2004 before serving as head coach for the Parkville Sluggers (M.I.N.K. League) the following summer.

Personal
A native of Conroe, Texas, Bolt and his wife, Lauren, were married in July 2005. They have two sons, Jaxon and Austin, and one daughter, Bella. Bolt graduated from Nebraska in 2003 with a degree in communication studies before earning his master's degree in 2006. Lauren graduated from Nebraska in 2005 with a degree in journalism.

YEAR-BY-YEAR RECORD

Year	Overall	Pct.	Big Ten	Pct.
2020	7-8	.467	0-0	.000
2021	34-14	.708	31-12	.721
2022	17-23	.395	5-7	.417
Total	**58-45**	**.563**	**36-19**	**.655**

PATH TO NEBRASKA

	Nebraska Head Coach 2020-Present
	Texas A&M Assistant Coach 2015-19
	Nebraska Associate Head Coach 2012-14
	Texarkana College Head Coach 2008-11
	Texas A&M Volunteer Assistant 2006-07
	Nebraska Volunteer Assistant 2005

SCOUTING REPORT

• Iowa enters the weekend with a 24-13 overall record and 8-4 mark in Big Ten play after taking two of three games at league-leading Rutgers last weekend.

• Peyton Williams is hitting a team-best .374 at the plate with 15 doubles, two triples, nine home runs and 31 RBI. Keaton Anthony has slugged a team-high 17 doubles while hitting .353 with seven homers and 35 RBI.

• Friday starter Adam Mazur is 4-2 on the season in 10 starts with a 2.76 ERA and 73 strikeouts in 62 innings. Connor Schultz has posted a 2-0 record and 1.97 ERA in 10 appearances this season with 36 strikeouts in 32 innings. Ty Langenberg is 4-1 with 51 strikeouts in 39.1 innings and a 3.89 ERA in nine apperances this season, including seven starts.

• As a team, Iowa is hitting .277 with 356 hits, 75 doubles, eight triples, 30 home runs and 234 runs through 37 games.

• The Hawkeye pitching staff has a team ERA of 3.49, while allowing 157 runs, 129 earned, and striking out 444 in 332.1 innings.

• Head coach Rick Heller is in his ninth season at Iowa, boasting a 264-169 record. Heller is in his 35th season overall as a head coach and holds a career record of 954-734-4.

SERIES HISTORY

• Nebraska holds a slim 22-21 advantage in the all-time series over Iowa.

• The Huskers and Hawkeyes met five times last season, playing two games in Minneapolis and a three-game series in Iowa City.

• The two teams split the two games in Minneapolis, while Nebraska posted two wins in the weekend series at Iowa last year. The Hawkeyes tallied a 3-0 win in the series opener, before the Huskers recorded wins of 10-8 and 13-8 to clinch the series on the road.

SIDE-BY-SIDE COMPARISON

IOWA	Category	NEB
24-13	Record	17-23
8-4	Conference Record	5-7
.277	Batting Average	.247
1285	At-Bats	1304
234	Runs	230
356	Hits	322
75	Doubles	61
8	Triples	13
30	Home Runs	34
211	Runs Batted In	202
.418	Slugging Percentage	.392
33-45	Stolen Bases-Attempts	46-64
178	Walks	176
352	Strikeouts	372
.382	On-Base Percentage	.362
3.49	Team ERA	4.95
5.93	Opponent ERA	5.05
11	Saves	6
182	Walks Allowed	153
444	Strikeouts	323
.196	Batting Average Against	.255
35	Errors	49

2022 BIG TEN STANDINGS

THROUGH APRIL 27

Team	Big Ten	Pct.	Overall	Pct.
Rutgers	12-3	.800	33-9	.786
Maryland	9-3	.750	33-8	.805
Illinois	11-4	.733	21-17	.553
Iowa	8-4	.667	24-13	.649
Michigan	8-4	.667	22-16	.579
Northwestern	6-6	.500	19-17	.528
Penn State	7-8	.467	18-21	.462
Nebraska	5-7	.417	17-23	.425
Purdue	4-6	.400	23-13	.639
Indiana	4-8	.333	18-23	.439
Michigan State	3-9	.250	18-21	.462
Ohio State	3-10	.231	13-23	.361
Minnesota	2-10	.167	11-27	.289

2022 HONORS & AWARDS

MAX ANDERSON
» Big Ten Preseason Honors List (Feb. 17)

GARRETT ANGLIM
» Big Ten Freshman of the Week (March 28)

CAM CHICK
» Senior CLASS Award Candidate (March 22)

GRIFFIN EVERITT
» Big Ten Player of the Week (March 23)

KOTY FRANK
» Big Ten Pitcher of the Week (April 19)

KYLE PERRY
» Big Ten Preseason Honors List (Feb. 17)

SHAY SCHANAMAN
» Big Ten Preseason Honors List (Feb. 17)
» Big Ten Pitcher of the Week (March 9)

B1G PLAYER OF THE WEEK

Date	Player (School)
2/23	Matt Shaw (Maryland)
3/2	Matt Wood (Penn State)
3/9	Kyle Hannon (Penn State)
3/16	Mitch Jebb (Michigan State)
3/23	Troy Schreffler (MD)/Griffin Everitt (NEB)
3/29	Ethan O'Donnell (Northwestern)
4/5	Nick Lorusso (Maryland)
4/12	Ryan Lasko (Rutgers)
4/19	Bobby Zmarzlak (Maryland)
4/26	Peyton Williams (Iowa)

B1G PITCHER OF THE WEEK

Date	Player (School)
2/23	Adam Mazur (Iowa)
3/2	Adam Mazur (Iowa)
3/9	Shay Schanaman (Nebraska)
3/16	Ryan Ramsey (MD)/Sean Sullivan (NU)
3/23	Connor O'Halloran (Michigan)
3/29	Bradley Brehmer (Maryland)
4/5	Cole Kirschsieper (Illinois)
4/12	Jackson Smeltz (Purdue)
4/19	Koty Frank (Nebraska)
4/26	Connor Schultz (Iowa)

B1G FRESHMAN OF THE WEEK

Date	Player (School)
2/23	Keaton Anthony (Iowa)
3/2	Sean Sullivan (NU)
3/9	Ryan Szczepaniak (Michigan State)
3/16	Keaton Anthony (Iowa)/Sean Sullivan (NU)
3/23	Troy Wansing (Purdue)
3/29	Garrett Anglim (Nebraska)
4/5	Keaton Anthony (Iowa)
4/14	Trey Lipsey (Ohio State)
4/19	Keaton Anthony (Iowa)
4/26	Josh Pyne (Indiana)

SEASON NOTES

LAST TIME OUT

Nebraska swept its two midweek games earlier this week with wins against Kansas State and Omaha. The Huskers stole six bases in the first inning and scored seven runs through the first four innings on their way to an 8-6 win over the Wildcats on Tuesday night. Max Anderson led the Big Red at the plate, going 3-for-5 with a home run, four RBI, two runs and a pair of stolen bases. The Husker offense stayed hot on Wednesday, recording a 14-3 run-rule win over Omaha in seven innings. Anderson was 3-for-5 with a home run, two RBI and three runs, while Brice Matthews had a 2-for-2 night with a home run, two RBI, three runs and a hit by pitch. Nebraska held a 3-2 lead after the second before pouring on six runs in the third and adding two in the fourth to blow the game open at 11-2 after four innings.

4/26: Nebraska 8, K-State 6
4/27: Nebraska 14, Omaha 3 (7 inn.)

QUICK HITS

• Griffin Everitt is hitting a team-best .295 at the plate, with 11 doubles, a triple, seven home runs and 35 RBI on the season.

• Garrett Anglim is hitting .282 with nine doubles and four triples, while Cam Chick has five doubles, two triples, seven home runs and team-high 29 runs.

• Max Anderson has homered six times this season and scored a team-high 34 runs, followed by Brice Matthews with five homers.

• Tyler Martin has made a team-high 17 appearances on the mound this season, followed by 15 appearances from Emmett Olson and CJ Hood.

• Braxton Bragg has five saves on the season with 23 strikeouts and only one walk in 21.1 innings of work.

• As a team, Nebraska is hitting .247 with 322 hits, 61 doubles, 13 triples, 34 homers and 230 runs.

• The Husker pitching staff has a team ERA of 4.95, while allowing 239 runs, 188 earned, and striking out 323 in 342 innings.

LEADING OFF WITH THE LONG BALL

• The Huskers had three consecutive innings with a leadoff homer in Nebraska's 19-7 win in the series finale at Indiana on Sunday.

• It marked the first time Nebraska has had a leadoff home run in three straight innings since at least 1999.

• Gabe Swansen lifted a 0-1 pitch down the left field line to open the fifth for this first career home run, while Leighton Banjoff began the sixth by lining a solo shot to left center to give the Huskers a 9-4 lead. Brice Matthews capped the three-inning streak by blasting a 1-0 pitch 450-feet over the fence in left center, extending the Nebraska lead to 14-5 in the seventh.

ANGLIM AMONG THE NATIONAL LEADERS

• Garrett Anglim notched his fourth triple on the season with a one-out triple down the right field line in the first inning of Nebraska's 19-7 win at Indiana on Sunday, which is tied with Purdue's Mike Bolton Jr. for the lead in the Big Ten.

• Anglim is currently tied for 22th nationally with four triples in 2022.

• The redshirt freshman is currently tied for second among all freshman in the country with the four triples on the season. Bowling Green's Nathan Archer leads all freshman with five three-baggers this year.

SUNDAY RUNDAY IN BLOOMINGTON

• Nebraska pounded out season-high totals of 19 runs and 20 hits in a 19-7 rout over Indiana on Sunday in Bloomington, Ind.

• The 19 runs are the second-most by the Huskers against a conference foe since joining the Big Ten, trailing 21 runs scored at Penn State in 2017.

• The Huskers scored 19 runs behind a season-high 20 hits, marking the fifth time the Husker offense has reached the 20-hit mark in a Big Ten game.

• Nebraska totaled 21 hits against Northwestern in 2013 and Penn State in 2014, while tallying 20 hits vs. Michigan in 2012 and Maryland in 2018.

CHICK FINDS SUCCESS IN LINEUP CHANGE

• Cam Chick's numbers at the plate have continued to climb since the senior was moved to the top two spots in the lineup in the series opener vs. Michigan on March 25.

• Chick began the season hitting .174 at the plate with two home runs and six RBI, while bouncing around the final six spots in the lineup in the first 19 games of the season.

• Since the transition to the first or second spot in the lineup, the senior is hitting a team-best .329 with five doubles, two triples, five home runs and 14 RBI.

• The Columbia, Mo., native has found success in getting on base at the top of the lineup, sporting a .548 on-base percentage. Chick has drawn 22 walks and has been hit by pitch 12 times in the last

NEBRASKA IN 2022

Overall	17-23
Home	9-10
Away	6-10
Neutral	2-3
Day Games	9-19
Night Games	8-4
On Monday	1-0
On Tuesday	2-1
On Wednesday	3-2
On Thursday	1-0
On Friday	4-7
On Saturday	4-7
On Sunday	2-6
In February	1-6
In March	8-8
In April	8-9
In May	0-0
vs. Left-Handed Starters	5-5
vs. Right-Handed Starters	12-18
vs. Ranked Teams	0-3
One-Run Games	5-9
Two-Run Games	3-4
5+ Run Games	7-5
In 7-Inning Games	1-2
In 9-Inning Games	16-21
In Extra Innings	0-0
Shutouts	3-0
Scoring First	11-10
Scoring in 1st Inning	9-3
Scoring 0-2 Runs	2-8
Scoring 3-5 Runs	2-12
Scoring 6-9 Runs	5-3
Scoring 10 or More Runs	8-0
Leading After Six Innings	14-2
Trailing After Six Innings	1-20
Tied After Six Innings	2-1
Leading After Seven Innings	14-1
Trailing After Seven Innings	2-17
Tied After Seven Innings	0-3
Leading After Eight Innings	14-1
Trailing After Eight Innings	2-18
Tied After Eight Innings	0-2
Outhitting the Opponent	13-6
Outhit by the Opponent	3-13
Same Number of Hits as Opponent	1-4
Hitting a Home Run(s)	12-10
Not Hitting a Home Run	5-13
Allowing a Home Run	10-14
Not Allowing a Home Run	7-9
Making No Errors	7-5
Making One Error	6-8
Making Two or More Errors	4-10
Opponent Makes No Errors	4-9
Opponent Makes One Error	5-8
Opponent Makes Two or More Errors	8-6

WHERE NEBRASKA RANKS

THROUGH APRIL 27

Category	Value	B1G	NCAA
Walks	176	6th	113th
Batting Average	.246	13th	263rd
Double Plays	29	3rd	77th
Double Plays/Game	0.72	4th	91st
Doubles	61	11th	214th
Doubles/Game	1.52	13th	233rd
Earned Run Average	4.97	5th	100th
Fielding Pct.	.967	9th	162nd
Hit Batters	48	6th	120th
Hit By Pitch	66	3rd	32nd
Hits	321	12th	237th
Home Runs	34	8th	150th
Home Runs/Game	0.85	10th	171st
On-Base Pct.	.361	10th	196th
Runs	230	9th	181st
Sac Bunts	22	1st	46th
Scoring	5.8	10th	201st
Slugging Pct.	.391	12th	214th
Stolen Bases	46	7th	118th
Triples	13	3rd	31st
Triples/Game	0.33	3rd	45th
WHIP	1.44	4th	73rd

ACTIVE CAREER LEADERS

Games Played	Cam Chick - 143
Games Started	Cam Chick - 134
At-Bats	Cam Chick - 505
Runs	Cam Chick - 108
Hits	Cam Chick - 131
Doubles	Cam Chick - 18
Triples	Max Anderson/Garrett Anglim - 4
Home Runs	Cam Chick - 23
Runs Batted In	Cam Chick - 104
Walks	Cam Chick - 83
Times Hit By Pitch	Cam Chick - 28
Stolen Bases	Cam Chick - 23
Pitching Appearances	Shay Schanaman - 49
Wins	Shay Schanaman - 10
Games Started	Shay Schanaman - 22
Complete Games	Shay Schanaman - 2
Shutouts	Shay Schanaman - 1
Saves	Colby Gomes - 13
Innings Pitched	Shay Schanaman - 156.0
Strikeouts	Shay Schanaman - 161

NEBRASKA AT HAWKS FIELD

Year	Overall Record	Conference Record
2002	29-5	9-3
2003	29-7	12-3
2004	19-8	5-7
2005	33-4	11-4
2006	20-7	9-3
2007	14-10	7-5
2008	29-5-1	9-2-1
2009	16-14	5-10
2010	19-7	6-6
2011	21-11	7-8
2012	20-10	8-4
2013	12-7	6-6
2014	19-8	9-3
2015	21-6	7-5
2016	21-6	9-3
2017	17-6	8-4
2018	13-12	5-6
2019	13-6	9-3
2020	5-1	---
2021	10-5	10-5
2022	9-10	1-5
TOTAL	**389-155-1**	**152-95-1**

21 games.

TWICE IS NICE

- Nebraska sits third in the Big Ten with 29 double plays turned through 38 games this season.
- The Husker defense has turned at least 40 double plays every season since 2012.
- The Big Red ranked 11th in 2016 and ninth in 2017 with back-to-back seasons of 60 double plays.

NEWCOMERS RECEIVE NATIONAL RECOGNITION

- The Nebraska baseball team received national recognition for its 2021 recruiting class.
- The Husker 2021 class was ranked No. 21 in the country by Baseball America, marking the second-highest recruiting class ranking in program history.
- The Huskers have been included on the national list three times in school history, joining the 2010 class (23rd) and the 2013 class (11th). NU counts a top-25 class for the first time in Will Bolt's head coaching tenure. Bolt also was the associate head coach on staff in 2013.
- The 2021 class was also ranked 20th nationally by Perfect Game and 36th by Collegiate Baseball. It marks the Huskers' second inclusion in Perfect Games's top 25, joining the 2014 class, which was 25th.

2021 BIG TEN CHAMPIONS

- Nebraska secured the 2021 Big Ten regular-season title after a 4-0 weekend in the Bloomington Pod with one week left in the regular season. The Huskers capture the title with a 9-0 victory over Ohio State on Sunday.
- After joining the Big Ten for the 2012 season, the Huskers have now won a pair of Big Ten titles, as they also won the 2017 regular-season crown.
- After winning four conference titles as a player at Nebraska, head coach Will Bolt secured his first conference title as a head coach in Lincoln in just his second season at the helm of the Husker baseball program.
- In program history, Nebraska now has eight conference regular-season titles and four conference tournament titles.
- The Huskers were not picked in the top six of the preseason coaches' poll.

THREE HUSKERS TAKEN IN 2021 MLB DRAFT

- The Huskers have had at least three players picked in the MLB Draft nine times since 2010 after Cade Povich, Spencer Schwellenbach and Cam Wynne had their names called in the 2021 MLB Draft.
- Povich and Schwellenbach were the first Husker teammates to be taken in the first three rounds of the MLB Draft since 2005 when Alex Gordon was the No. 2 overall pick by Kansas City and Brian Duensing was selected in the third round by Minnesota.
- Schwellenbach heared his named called in the second round when he was taken 59th overall by the Atlanta Braves. The Big Ten Player of the Year and 2021 John Olerud Two-Way Player of the Player of the Year joins the Braves Organization after hitting .284 with six homers and 40 RBI and shortstop, while also going 3-1 with 10 saves and a 0.57 ERA in 31.2 innings of work for the Big Red last season.
- Povich was the second Husker baseball player to be taken, as he was the 98th overall pick by the Minnesota Twins in the third round. A 2021 first-team All-Big Ten selection, Povich anchored the NU pitching staff in 2021 with a 6-1 record, 3.11 ERA and 88 strikeouts to 22 walks over 15 starts.
- Wynne was taken by the Philadelphia Phillies in the 20th round of the MLB Draft. The Lincoln native was an integral arm out of the bullpen for Nebraska, making 17 relief appearances with a 3.12 ERA and 19 strikeouts over 17.1 innings. Wynne limited opposing hitters to a .113 average at the plate.

NEBRASKA IN THE BIG TEN

				Postseason	
Year	Overall	Big Ten	Finish	Big Ten	NCAA
2012	35-23	14-10	4th	1-2	DNQ
2013	29-30	15-9	T-2nd	4-2	DNQ
2014	41-21	18-6	2nd	3-1	1-2
2015	34-23	9-14	8th	0-2	DNQ
2016	37-22	16-8	2nd	0-2	0-2
2017	35-22-1	16-7-1	1st	1-2	0-2
2018	24-28	8-14	10th	DNQ	DNQ
2019	32-24	15-9	T-3rd	3-2	1-2
2020	7-8	* Season cut short due to COVID-19 *			
2021	34-14	31-12	1st	No Tournament	3-2
2022	17-23	5-7	--	--	--
Total	**325-238-1**	**147-96-1**	**--**	**12-13**	**5-10**

ROB CHILDRESS RETURNS TO NU STAFF

• Head coach Will Bolt added Rob Childress to the NU staff as Director of Player Development for the Husker baseball program last summer.

• A veteran of college baseball with 30 years of coaching experience, Childress is no stranger to Lincoln, as he served as an assistant coach at Nebraska from 1998 to 2002 and as associate head coach from 2003 to 2005. In his new role with the Huskers, Childress oversees the personal and athletic development of each individual Nebraska baseball student-athlete.

• Childress returned to Haymarket Park after spending the last 16 seasons as the head coach at Texas A&M. He led the Aggies to the NCAA Tournament a school-record 13 consecutive times (2007-19), including six regional titles and a pair of trips to the College World Series in 2011 and 2017. Childress, who posted a 622-336-3 record at Texas A&M, won two regular-season titles and four conference tournament championships during his stint at Texas A&M.

• Childress was integral in bringing Nebraska to the forefront of college baseball during his first stint on the Husker coaching staff. During his eight seasons on staff, Husker pitchers produced four of the top five single-season strikeout totals in school history, including a school-record 538 strikeouts in 2005, while issuing fewer than three walks per game in his final five seasons in Lincoln. The team went to the NCAA Tournament six times in a seven-year span, including three appearances at the College World Series. The Huskers won three regular-season Big 12 titles (2001-03-05) and four Big 12 Tournaments (1999-2000-01-05).

HAWKS FIELD CELEBRATES 21ST YEAR IN 2022

• The 2022 campaign marks Nebraska's 21st year playing home games at Hawks Field at Haymarket Park. The Huskers moved to Hawks Field in 2002 after playing at Buck Beltzer Stadium for 23 years from 1979 to 2001.

• Nebraska enters 2022 with a 380-145-1 record at Hawks Field and has posted a winning record at home in each of the last 20 seasons. This season, the Huskers have 30 home games scheduled, beginning on March 11 against Long Beach State.

• Nebraska has ranked in the top 15 nationally in average attendance in each of the past eight years. Last season, the Huskers ranked sixth in the nation with an average of 3,289 fans per game.

HUSKERS IN THE PROS

Player	ORGANIZATION	LEVEL	POS.
Aaron Bummer (2012-14)	Chicago White Sox	MLB	LHP
Jake Meyers (2015-17)	Houston Astros	MLB	OF
Ryan Boldt (2014-16)	Tampa Bay Rays	AAA	OF
Michael Mariot (2008-10)	Philadelphia Phillies	AAA	RHP
Kyle Kubat (2012-15)	Chicago White Sox	AAA	LHP
Scott Schreiber (2015-18)	Houston Astros	AA	OF
Nate Fisher (2015-19)	New York Mets	AA	LHP
Matt Waldron (2016-19)	San Diego Padres	AA	RHP
Jake McSteen (2015-18)	Atlanta Braves	A	LHP
Jaxon Hallmark (2018-21)	Houston Astros	A	OF
Aaron Palensky (2019-20)	New York Yankees	A	OF
Cade Povich (2020-21)	Minnesota Twins	A	LHP
Cam Wynne (2021)	Philadelphia Phillies	A	RHP
Spencer Schwellenbach (2019-21)	Atlanta Braves	---	RHP

HUSKERS IN MAJOR LEAGUE BASEBALL

37 Huskers have played in a Major League Baseball Game
9 World Series Rings - 9 All-Star Selections - 11 Gold Glove Awards

Player	MLB CAREER	Player	MLB CAREER
Bob Cerv	1951-62	Adam Shabala	2005
Dwight Siebler	1963-67	Adam Stern	2005-07, 2010
Stan Bahnsen	1966-82	Shane Komine	2006-07
Gary Neibauer	1969-73	Dan Johnson	2005-15
Ryan Kurosaki	1975	Drew Anderson	2006
Pete O'Brien	1982-93	Alex Gordon	2007-2020
Tim Burke	1985-92	Joba Chamberlain	2007-16
Steve Stanicek	1987, 1989	Brian Duensing	2009-18
Bob Sebra	1985-90	Zach Kroenke	2010-11
Bill McGuire	1988-89	Tony Watson	2011-21
Kip Gross	1990-93, 1999-2000	Andrew Brown	2011-14
Ken Ramos	1997	Steve Edlefsen	2011-12
Kevin Jordan	1995-2001	Thad Weber	2012-13
Marc Sagmoen	1997	Dan Jennings	2012-19
Darin Erstad	1996-2009	Cody Asche	2013-17
Troy Brohawn	2001-03	Michael Mariot	2014-16
Ken Harvey	2001-05	Aaron Bummer	2017-Present
Todd Sears	2002-03	Jake Meyers	2021-Present
Jamal Strong	2003, 2005		

HOME OF THE HUSKERS

On July 30, 1999, the University of Nebraska, the City of Lincoln and NEBCO Inc., announced plans to construct two new stadiums, an 8,500-seat ballpark for the Husker baseball program and the Saltdogs – marking professional baseball's return to the Star City for the first time in 40 years – and a 2,500-seat softball stadium located next door.

In March of 2000, Howard and Myrna Hawks guaranteed the University's commitment to the baseball/softball project, enabling Nebraska to move forward on the complex on schedule. An avid supporter of the Husker baseball program, Myrna Hawks never had the opportunity to see the finished product, as she passed away on Jan. 24, 2001. In her honor, the playing surface was named Hawks Field in February of 2002 and was formally dedicated on April 28, 2002, before a doubleheader against Kansas.

TOP 10 HOME CROWDS

RK.	DATE	OPPONENT	ATT.
1.	April 14, 2006	Texas A&M	8,757
2.	June 11, 2005	Miami	8,711
3.	May 9, 2008	Texas A&M	8,708
4.	April 19, 2008	Kansas	8,697
5.	June 4, 2005	Creighton	8,662
6.	April 21, 2007	Texas	8,656
7.	May 31, 2008	UC Irvine	8,646
8.	May 21, 2006	Oklahoma	8,613
9.	June 9, 2002	Richmond	8,569
10.	April 8, 2005	Texas	8,485

FACILITY QUICK FACTS

Groundbreaking ..... April 12, 2000
Opened ..... June 1, 2001
Dedication ..... April 28, 2002
Architect ..... Stan Meredith, DLR Group
Cost ..... $29.53 million
Capacity.....8,486
Chair-back Seats 4,419
Suites .....16 (16 seats per suite)
Parking Stalls 2,000
Dimensions.....335 (LL); 403 (LC); 395 (CF)
..... 400 (RC); 325 (RL)
Surface.....Kentucky Bluegrass
Batter's Eye ..... Black Hills Spruce Pine Trees
Scoreboard .....30' x 60' LED Display
Concessions....The Wind-up (Main Concourse)
.....Husker Grill (Third Base Line, Sec. 109)
..... 'Dogs Dugout (First Base Line, Sec. 112)
..... Fielder's Choice (Center Field Concourse)
Restrooms.....6
Press Box Size.....2,100 square feet
Radio/TV Booths 4

2022 OVERALL STATS

Record: 17-23 Home: 9-10 Away: 6-10 Neutral: 2-3 Big Ten: 5-7

Player	avg	gp-gs	ab	r	h	2b	3b	hr	rbi	tb	slg%	bb	hp	so	gdp	ob%	sf	sh	sb-att	po	a	e	fld%
Gomes, Colby	.319	18-13	47	9	15	3	0	3	10	27	.574	2	2	18	1	.365	1	0	1-1	100	8	2	.982
Everitt, Griffin	.295	40-40	149	29	44	11	1	7	35	78	.523	20	6	36	3	.395	2	0	2-5	252	22	5	.982
Anglim, Garrett	.282	36-32	124	15	35	9	4	0	20	52	.419	12	6	30	2	.371	1	0	3-5	48	1	1	.980
Anderson, Max	.281	40-40	167	34	47	7	3	6	28	78	.467	12	3	21	5	.341	0	0	6-7	66	62	6	.955
Wimmers, Nick	.280	13-8	25	2	7	1	0	0	3	8	.320	2	4	9	1	.419	0	3	0-0	0	0	0	.000
Chick, Cam	.267	37-35	116	33	31	5	2	7	20	61	.526	31	14	48	0	.469	1	0	7-11	57	6	2	.969
Matthews, Brice	.248	38-38	137	27	34	8	0	5	22	57	.416	21	6	52	1	.367	2	4	12-13	54	95	14	.914
Jessen, Luke	.242	23-17	66	9	16	1	1	0	5	19	.288	5	2	25	1	.315	0	1	0-2	12	0	0	1.000
Banjoff, Leighton	.233	34-25	90	11	21	4	0	1	11	28	.311	22	4	30	0	.402	1	0	3-4	50	2	1	.981
Jackson, Core	.227	33-26	88	14	20	5	2	1	15	32	.364	7	4	21	0	.310	1	6	3-4	31	67	6	.942
Caron, Josh	.197	21-17	61	9	12	3	0	0	6	15	.246	9	3	16	2	.324	1	0	1-1	63	7	0	1.000
Steil, Jack	.179	30-21	67	10	12	2	0	1	7	17	.254	10	1	25	0	.288	2	1	2-3	195	13	2	.990
Cervantes, Efry	.178	27-24	73	8	13	2	0	1	7	18	.247	10	7	12	0	.330	1	5	0-0	32	55	2	.978
Sartori, Luke	.177	35-18	62	14	11	0	0	1	9	14	.226	8	3	19	0	.301	0	2	4-4	41	1	0	1.000
Swansen, Gabe	.154	15-5	26	4	4	0	0	1	4	7	.269	4	1	6	1	.290	0	0	0-0	3	0	1	.750
Palmer, Tyler	.000	14-1	3	1	0	0	0	0	0	0	.000	1	0	2	0	.250	0	0	2-4	2	0	0	1.000
Walsh, Will	.000	2-0	2	0	0	0	0	0	0	0	.000	0	0	2	0	.000	0	0	0-0	0	0	0	.000
Wessel, Drew	.000	1-0	1	1	0	0	0	0	0	0	.000	0	0	0	0	.000	0	0	0-0	2	0	1	.667
Totals	.247	40	1304	230	322	61	13	34	202	511	.392	176	66	372	17	.362	13	22	46-64	1026	386	49	.966
Opponents	.255	40	1326	239	338	74	7	40	224	546	.412	153	48	323	21	.350	13	13	30-40	1037	364	50	.966

LOB - Team (314), Opp (291). DPs turned - Team (29), Opp (23). CI - Team (3), Everitt, G. 2, Wessel, D. 1. IBB - Team (2), Chick, C. 1, Everitt, G. 1, Opp (6). Picked off - Jackson, C. 2, Banjoff, L. 2, Everitt, G. 1, Anglim, G. 1, Matthews, B. 1.

(All games Sorted by Earned run avg)

Player	era	w-l	app	gs	cg	sho	sv	ip	h	r	er	bb	so	2b	3b	hr	b/avg	wp	hp	bk	sfa	sha
Mason, Quinn	0.00	0-0	3	0	0	0/0	0	1.1	2	0	0	4	0	0	0	0	.400	1	0	0	0	0
Bunz, Jake	0.00	0-0	1	0	0	0/0	0	0.1	0	0	0	0	1	0	0	0	.000	0	0	0	0	0
Jelkin, Jaxon	2.31	1-1	6	1	0	0/0	0	11.2	8	3	3	7	9	1	0	0	.195	3	2	0	1	0
Olson, Emmett	2.45	1-3	15	4	0	0/1	1	40.1	38	26	11	11	39	8	0	3	.236	4	4	0	1	0
Bragg, Braxton	3.80	1-4	13	1	0	0/1	5	21.1	17	12	9	1	23	3	1	2	.215	1	2	0	2	1
Frank, Koty	3.95	3-0	9	6	0	0/2	0	43.1	42	24	19	15	49	11	1	5	.255	2	4	0	1	3
Benson, Chandler	4.00	0-0	11	0	0	0/0	0	9.0	11	4	4	4	5	3	0	1	.297	0	2	0	0	0
Schanaman, Shay	4.34	2-6	11	10	2	1/0	0	56.0	46	34	27	22	56	9	1	9	.220	5	9	1	4	3
Bradford, Ethan	4.76	0-0	4	0	0	0/0	0	5.2	6	3	3	3	3	1	0	0	.300	1	0	0	0	0
Hood, CJ	4.91	2-0	15	0	0	0/0	0	11.0	8	8	6	12	11	4	0	1	.229	4	2	0	3	0
Martin, Tyler	5.23	2-0	17	0	0	0/1	0	20.2	17	13	12	10	21	5	0	1	.205	2	4	0	0	0
Ornelas, Mason	5.86	2-0	13	0	0	0/0	0	27.2	26	22	18	15	22	6	1	4	.252	4	3	0	1	2
Brockett, Jackson	6.10	0-0	9	2	0	0/0	0	20.2	19	15	14	11	20	2	1	2	.238	5	4	0	0	0
McCarville, Dawson	6.17	3-4	10	10	0	0/0	0	42.1	51	31	29	17	33	10	1	4	.305	2	5	0	0	3
Perry, Kyle	6.75	0-2	5	4	0	0/0	0	14.2	16	11	11	10	17	4	0	2	.276	1	3	0	0	1
Hawkins, Corbin	6.75	0-1	9	0	0	0/0	0	8.0	10	10	6	2	7	2	1	2	.278	0	1	0	0	0
Christo, Drew	8.44	0-1	5	2	0	0/0	0	5.1	10	12	5	5	5	3	0	3	.370	1	2	0	0	0
Walsh, Will	13.50	0-0	1	0	0	0/0	0	0.2	3	1	1	0	1	0	0	0	.600	1	0	0	0	0
Gomes, Colby	27.00	0-1	2	0	0	0/0	0	1.1	5	4	4	1	0	2	0	0	.556	0	1	0	0	0
Feekin, Caleb	81.00	0-0	1	0	0	0/0	0	0.2	3	6	6	3	1	0	0	1	.600	0	0	0	0	0
Totals	4.95	17-23	40	40	2	3/2	6	342.0	338	239	188	153	323	74	7	40	.255	37	48	1	13	13
Opponents	5.05	23-17	40	40	0	0/0	16	345.2	322	230	194	176	372	61	13	34	.247	30	66	4	13	22

PB - Team (4), Everitt, G. 2, Wessel, D. 1, Caron, J. 1, Opp (6). Pickoffs - Team (2), Hood, C. 1, Everitt, G. 1, Opp (7). SBA/ATT - Everitt, G. (25-29), Ornelas, M. (5-7), Caron, J. (5-7), McCarville (4-6), Frank, K. (5-5), Benson, C. (3-4), Bragg, B. (2-3), Martin, T. (3-3), Jelkin, J. (2-3), Christo, D. (2-2), Bradford, E. (1-2), Schanaman, S (1-2), Brockett, J. (2-2), Hood, C. (0-1).

2022 BIG TEN STATS

Record: 5-7 Home: 1-5 Away: 4-2 Big Ten: 5-7

Player	avg	gp-gs	ab	r	h	2b	3b	hr	rbi	tb	slg%	bb	hp	so	gdp	ob%	sf	sh	sb-att	po	a	e	fld%
Gomes, Colby	.429	4-2	7	2	3	0	0	1	3	6	.857	1	1	3	0	.556	0	0	1-1	24	0	1	.960
Chick, Cam	.350	12-12	40	17	14	3	1	2	8	25	.625	18	6	15	0	.594	0	0	1-3	27	0	0	1.000
Everitt, Griffin	.314	12-12	51	9	16	6	0	1	14	25	.490	6	1	8	0	.390	1	0	0-2	94	9	2	.981
Anglim, Garrett	.280	12-12	50	10	14	5	2	0	12	23	.460	7	1	12	0	.373	1	0	1-2	12	0	0	1.000
Jackson, Core	.267	11-9	30	5	8	1	0	0	3	9	.300	3	4	11	0	.405	0	1	2-2	10	22	1	.970
Cervantes, Efry	.267	7-4	15	2	4	1	0	0	2	5	.333	3	2	1	0	.450	0	1	0-0	8	11	0	1.000
Wimmers, Nick	.267	6-5	15	2	4	1	0	0	2	5	.333	2	4	7	0	.476	0	0	0-0	0	0	0	.000
Matthews, Brice	.255	12-12	51	9	13	1	0	2	11	20	.392	10	2	22	0	.397	0	0	1-1	13	37	3	.943
Anderson, Max	.250	12-12	56	12	14	1	0	3	13	24	.429	5	0	10	1	.311	0	0	2-2	17	23	1	.976
Banjoff, Leighton	.222	8-5	18	2	4	0	0	1	5	7	.389	7	1	6	0	.462	0	0	0-0	13	0	0	1.000
Swansen, Gabe	.222	4-1	9	2	2	0	0	1	3	5	.556	1	0	2	0	.300	0	0	0-0	0	0	0	.000
Sartori, Luke	.214	11-7	28	9	6	0	0	1	6	9	.321	2	1	12	0	.290	0	1	0-0	16	1	0	1.000
Jessen, Luke	.188	6-4	16	1	3	0	1	0	2	5	.313	0	0	7	0	.188	0	0	0-0	2	0	0	1.000
Steil, Jack	.120	10-9	25	6	3	1	0	0	0	4	.160	6	1	10	0	.313	0	0	2-3	77	5	1	.988
Caron, Josh	.000	6-2	8	1	0	0	0	0	0	0	.000	3	1	3	0	.333	0	0	0-0	3	0	0	1.000
Walsh, Will	.000	2-0	2	0	0	0	0	0	0	0	.000	0	0	2	0	.000	0	0	0-0	0	0	0	.000
Palmer, Tyler	.000	4-0	0	0	0	0	0	0	0	0	.000	0	0	0	0	.000	0	0	0-1	0	0	0	.000
Totals	.257	12	421	89	108	20	4	12	84	172	.409	74	25	131	1	.397	2	3	10-17	318	121	12	.973
Opponents	.294	12	435	90	128	27	3	21	88	224	.515	36	17	100	8	.370	1	4	11-12	321	105	10	.977

LOB - Team (115), Opp (85). DPs turned - Team (11), Opp (2). Picked off - Anglim, G. 1.

(Big Ten games only Sorted by Earned run avg)

Player	era	w-l	app	gs	cg	sho	sv	ip	h	r	er	bb	so	2b	3b	hr	b/avg	wp	hp	bk	sfa	sha
Christo, Drew	0.00	0-0	1	0	0	0/0	0	1.2	2	5	0	1	2	1	0	1	.250	0	1	0	0	0
Jelkin, Jaxon	1.93	1-0	2	0	0	0/0	0	4.2	3	1	1	3	0	1	0	0	.188	1	0	0	0	0
Brockett, Jackson	2.08	0-0	1	0	0	0/0	0	4.1	4	1	1	0	4	0	0	1	.250	0	0	0	0	0
Olson, Emmett	2.30	0-1	4	2	0	0/0	0	15.2	17	12	4	4	14	5	0	1	.262	1	2	0	0	0
Bragg, Braxton	3.38	0-2	5	0	0	0/0	1	8.0	4	4	3	1	8	1	0	1	.138	0	1	0	0	1
Benson, Chandler	4.15	0-0	5	0	0	0/0	0	4.1	7	2	2	1	3	2	0	1	.350	0	1	0	0	0
Ornelas, Mason	4.50	0-0	3	0	0	0/0	0	8.0	8	4	4	3	5	0	1	1	.267	1	1	0	0	0
Hawkins, Corbin	6.00	0-0	3	0	0	0/0	0	3.0	3	2	2	1	0	0	1	0	.250	0	0	0	0	0
McCarville, Dawson	6.55	0-2	3	3	0	0/0	0	11.0	14	8	8	7	12	1	0	2	.333	0	1	0	0	1
Schanaman, Shay	7.89	1-2	4	4	0	0/0	0	21.2	28	20	19	7	24	7	0	7	.308	2	5	0	1	1
Frank, Koty	9.20	2-0	3	3	0	0/0	0	14.2	22	16	15	5	19	5	1	4	.344	0	2	0	0	1
Martin, Tyler	12.15	1-0	5	0	0	0/0	0	6.2	9	9	9	1	7	3	0	1	.310	0	3	0	0	0
Walsh, Will	13.50	0-0	1	0	0	0/0	0	0.2	3	1	1	0	1	0	0	0	.600	1	0	0	0	0
Hood, CJ	27.00	0-0	4	0	0	0/0	0	1.2	4	5	5	2	1	1	0	1	.500	0	0	0	0	0
Totals	6.28	5-7	12	12	0	0/0	1	106.0	128	90	74	36	100	27	3	21	.294	6	17	0	1	4
Opponents	7.23	7-5	12	12	0	0/0	4	107.0	108	89	86	74	131	20	4	12	.257	10	25	1	2	3

PB - Team (1), Everitt, G. 1, Opp (2). Pickoffs - Team (0), Opp (1). SBA/ATT - Everitt, G. (11-12), McCarville (2-3), Martin, T. (2-2), Frank, K. (2-2), Bragg, B. (1-1), Benson, C. (1-1), Ornelas, M. (1-1), Schanaman, S (1-1), Jelkin, J. (1-1).

2022 SITUATIONAL HITTING

Player	vs left h	vs left ab	vs left avg	vs right h	vs right ab	vs right avg	w/runners h	w/runners ab	w/runners avg	w/bases empty h	w/bases empty ab	w/bases empty avg	w/bases loade h	w/bases loade ab	w/bases loade avg	as leadoff rch	as leadoff op	as leadoff pct	fly out	gnd out	fly/ gnd
Anderson, Max	14	38	.368	33	12	.256	26	90	.289	21	77	.273	3	7	.429	12	27	.444	44	50	0.9
Anglim, Garrett	8	26	.308	27	98	.276	18	61	.295	17	63	.270	1	5	.200	7	25	.280	34	24	1.4
Banjoff, Leighton	5	24	.208	16	66	.242	10	38	.263	11	52	.212	0	1	.000	12	32	.375	24	16	1.5
Caron, Josh	3	17	.176	9	44	.205	6	28	.214	6	33	.182	1	2	.500	7	17	.412	18	14	1.3
Cervantes, Efry	3	12	.250	10	61	.164	5	39	.128	8	34	.235	1	3	.333	4	16	.250	27	25	1.1
Chick, Cam	9	35	.257	22	81	.272	14	51	.275	17	65	.262	0	3	.000	20	44	.455	23	12	1.9
Everitt, Griffin	12	38	.316	32	11	.288	27	75	.360	17	74	.230	1	7	.143	18	43	.419	28	40	0.7
Gomes, Colby	3	13	.231	12	34	.353	6	22	.273	9	25	.360	0	4	.000	6	15	.400	9	6	1.5
Jackson, Core	4	21	.190	16	67	.239	13	41	.317	7	47	.149	0	2	.000	1	18	.056	21	28	0.8
Jessen, Luke	2	9	.222	14	57	.246	11	33	.333	5	33	.152	0	1	.000	4	16	.250	5	21	0.2
Matthews, Brice	6	31	.194	28	10	.264	14	59	.237	20	78	.256	1	3	.333	19	53	.358	28	25	1.1
Palmer, Tyler	0	1	.000	0	2	.000	0	2	.000	0	1	.000	0	1	.000	0	1	.000	0	1	0.0
Sartori, Luke	2	15	.133	9	47	.191	7	30	.233	4	32	.125	1	5	.200	5	17	.294	15	18	0.8
Steil, Jack	3	17	.176	9	50	.180	5	28	.179	7	39	.179	0	0	---	3	18	.167	15	13	1.2
Swansen, Gabe	2	13	.154	2	13	.154	3	16	.188	1	10	.100	0	1	.000	2	6	.333	11	5	2.2
Walsh, Will	0	1	.000	0	1	.000	0	1	.000	0	1	.000	0	1	.000	0	0	---	0	0	0.0
Wessel, Drew	0	0	---	0	1	.000	0	1	.000	0	0	---	0	0	---	0	0	---	0	1	0.0
Wimmers, Nick	0	0	---	7	25	.280	4	9	.444	3	16	.188	1	3	.333	2	7	.286	3	8	0.4
Totals	76	311	.244	246	993	.248	169	624	.271	153	680	.225	10	49	.204	122	355	.344	305	307	1.0
Opponents	113	450	.251	225	876	.257	176	615	.286	162	711	.228	19	60	.317	122	352	.347	296	362	0.8

Player	pinch hitting h	pinch hitting ab	pinch hitting avg	w/runners in scoring pos h	w/runners in scoring pos ab	w/runners in scoring pos avg	w/runner on 3r and LT 2 out rbi	w/runner on 3r and LT 2 out op	w/runner on 3r and LT 2 out pct	with 2 outs h	with 2 outs ab	with 2 outs avg	success adv runners adv	success adv runners op	success adv runners pct	2-out rbi	rnrs adv w/o	rnrs lob	rch err	rch fc	kl
Anderson, Max	0	0	---	15	51	.294	4	7	.571	17	67	.254	43	95	.453	12	10	36	4	7	4
Anglim, Garrett	1	1	1.000	12	39	.308	6	12	.500	11	35	.314	34	69	.493	10	7	24	1	3	9
Banjoff, Leighton	0	2	.000	6	23	.261	3	5	.600	5	32	.156	17	44	.386	5	2	25	0	2	10
Caron, Josh	0	0	---	3	18	.167	3	6	.500	4	18	.222	14	32	.438	3	6	8	2	1	3
Cervantes, Efry	0	0	---	3	26	.115	2	6	.333	6	28	.214	23	52	.442	3	10	28	1	5	1
Chick, Cam	1	2	.500	4	27	.148	2	5	.400	11	34	.324	33	68	.485	9	2	27	3	0	15
Everitt, Griffin	0	0	---	14	46	.304	8	13	.615	14	53	.264	50	82	.610	18	15	30	2	12	13
Gomes, Colby	0	0	---	4	12	.333	2	4	.500	5	15	.333	12	25	.480	7	4	14	0	0	2
Jackson, Core	1	2	.500	9	28	.321	6	7	.857	10	35	.286	30	54	.556	6	12	20	4	3	4
Jessen, Luke	1	7	.143	6	20	.300	2	4	.500	6	20	.300	17	35	.486	3	3	12	0	2	5
Matthews, Brice	0	0	---	9	36	.250	6	9	.667	15	49	.306	35	73	.479	10	11	25	4	0	12
Palmer, Tyler	0	0	---	0	2	.000	0	0	---	0	2	.000	0	2	.000	0	0	4	0	0	0
Sartori, Luke	0	0	---	5	16	.313	1	5	.200	5	24	.208	11	33	.333	7	2	17	1	2	7
Steil, Jack	0	2	.000	3	20	.150	5	7	.714	3	19	.158	13	34	.382	1	6	15	4	3	5
Swansen, Gabe	1	8	.125	2	15	.133	1	2	.500	2	9	.222	7	16	.438	1	3	12	0	2	1
Walsh, Will	0	2	.000	0	1	.000	0	0	---	0	1	.000	0	1	.000	0	0	3	0	0	2
Wessel, Drew	0	0	---	0	1	.000	0	0	---	0	0	---	1	1	1.000	0	0	0	0	1	0
Wimmers, Nick	2	5	.400	2	6	.333	0	2	.000	3	8	.375	7	12	.583	3	3	4	1	0	1
Totals	7	31	.226	97	387	.251	51	94	.543	117	449	.261	347	728	.477	98	96	314	27	43	94
Opponents	5	20	.250	114	387	.295	59	101	.584	108	429	.252	335	704	.476	87	90	291	27	43	85

Success Advancing Runners = percentage of times the batter advanced at least one runner during a plate appearance
#Rnrs Adv w/Out = TOTAL number of runners advanced when the player made an out

2022 SITUATIONAL PITCHING

Player	vs left h	vs left ab	vs left avg	vs right h	vs right ab	vs right avg	w/runners h	w/runners ab	w/runners avg	w/bases empty h	w/bases empty ab	w/bases empty avg	vs leadoff rch	vs leadoff op	vs leadoff pct	with 2 outs h	with 2 outs ab	with 2 outs avg	fly out	gnd out	fly/ gn	gd
Benson, Chandler	4	13	.308	7	24	.292	5	17	.294	6	20	.300	4	10	.400	6	16	.375	14	7	2.	0
Bradford, Ethan	5	9	.556	1	11	.091	3	14	.214	3	6	.500	1	3	.333	4	7	.571	7	4	1.	2
Bragg, Braxton	7	27	.259	10	52	.192	9	28	.321	8	51	.157	6	21	.286	3	26	.115	21	19	1.	0
Brockett, Jackson	3	24	.125	16	56	.286	9	35	.257	10	45	.222	7	24	.292	6	26	.231	15	25	0.	1
Bunz, Jake	0	0	---	0	1	.000	0	0	---	0	1	.000	0	1	.000	0	0	---	0	0	0.	0
Christo, Drew	3	9	.333	7	18	.389	6	19	.316	4	8	.500	3	5	.600	4	10	.400	4	6	0.	0
Feekin, Caleb	1	1	1.000	2	4	.500	2	3	.667	1	2	.500	1	1	1.000	0	0	---	1	0	99	0
Frank, Koty	14	66	.212	28	99	.283	18	57	.316	24	10	.222	10	46	.217	16	55	.291	29	47	0.	4
Gomes, Colby	3	3	1.000	2	6	.333	4	6	.667	1	3	.333	1	1	1.000	1	2	.500	3	1	3.	0
Hawkins, Corbin	5	12	.417	5	24	.208	6	21	.286	4	15	.267	2	7	.286	3	12	.250	7	11	0.	0
Hood, CJ	3	10	.300	5	25	.200	4	24	.167	4	11	.364	3	5	.600	6	19	.316	9	8	1.	1
Jelkin, Jaxon	4	17	.235	4	24	.167	5	18	.278	3	23	.130	4	13	.308	2	13	.154	19	5	3.	0
Martin, Tyler	5	33	.152	12	50	.240	10	45	.222	7	38	.184	5	17	.294	4	29	.138	19	22	0.	0
Mason, Quinn	0	0	---	2	5	.400	1	2	.500	1	3	.333	0	2	.000	0	0	---	1	2	0.	1
McCarville, Dawson	26	75	.347	25	92	.272	26	79	.329	25	88	.284	20	49	.408	10	45	.222	29	55	0.	4
Olson, Emmett	12	55	.218	26	10	.245	25	76	.329	13	85	.153	11	40	.275	16	53	.302	42	38	1.	1
Ornelas, Mason	8	40	.200	18	63	.286	13	49	.265	13	54	.241	13	29	.448	9	31	.290	16	38	0.	4
Perry, Kyle	3	17	.176	13	41	.317	6	29	.207	10	29	.345	6	16	.375	3	16	.188	15	11	1.	0
Schanaman, Shay	20	89	.225	26	12	.217	22	89	.247	24	12	.200	24	61	.393	14	67	.209	45	62	0.	3
Walsh, Will	0	1	.000	3	4	.750	2	4	.500	1	1	1.000	1	1	1.000	1	2	.500	0	1	0.	0
Totals	126	501	.251	212	825	.257	176	615	.286	162	711	.228	122	352	.347	108	429	.252	296	362	0.8	21
Opponents	65	260	.250	257	104	.246	169	624	.271	153	680	.225	122	355	.344	117	449	.261	305	307	1.0	17

Player	ap	gs	ip/app	*h/g	*r/g	*er/g	*bb/	*so/	k/bb	*2b/	*3b/	*hr/g	*fo/g	*go/	*bf/g	sba	att	pct
Benson, Chandler	11	0	0.82	11.0	4.00	4.00	4.00	5.00	1.3	3.00	0.00	1.00	14.0	7.00	43.0	3	4	.75
Bradford, Ethan	4	0	1.42	9.53	4.76	4.76	4.76	4.76	1.0	1.59	0.00	0.00	11.1	6.35	38.1	1	2	.50
Bragg, Braxton	13	1	1.64	7.17	5.06	3.80	0.42	9.70	23.	1.27	0.42	0.84	8.86	8.02	35.8	2	3	.66
Brockett, Jackson	9	2	2.30	8.27	6.53	6.10	4.79	8.71	1.8	0.87	0.44	0.87	6.53	10.8	41.3	2	2	1.00
Bunz, Jake	1	0	0.33	0.00	0.00	0.00	0.00	27.0	99.	0.00	0.00	0.00	0.00	0.00	27.0	0	0	---
Christo, Drew	5	2	1.07	16.8	20.2	8.44	8.44	8.44	1.0	5.06	0.00	5.06	6.75	10.1	59.0	2	2	1.00
Feekin, Caleb	1	0	0.67	40.5	81.0	81.0	40.5	13.5	0.3	0.00	0.00	13.5	13.5	0.00	99.0	0	0	---
Frank, Koty	9	6	4.81	8.72	4.98	3.95	3.12	10.1	3.3	2.28	0.21	1.04	6.02	9.76	39.2	5	5	1.00
Gomes, Colby	2	0	0.67	33.7	27.0	27.0	6.75	0.00	0.0	13.5	0.00	0.00	20.2	6.75	74.2	0	0	---
Hawkins, Corbin	9	0	0.89	11.2	11.2	6.75	2.25	7.88	3.5	2.25	1.12	2.25	7.88	12.3	43.8	0	0	---
Hood, CJ	15	0	0.73	6.55	6.55	4.91	9.82	9.00	0.9	3.27	0.00	0.82	7.36	6.55	42.5	0	1	.00
Jelkin, Jaxon	6	1	1.94	6.17	2.31	2.31	5.40	6.94	1.3	0.77	0.00	0.00	14.6	3.86	39.3	2	3	.66
Martin, Tyler	17	0	1.22	7.40	5.66	5.23	4.35	9.15	2.1	2.18	0.00	0.44	8.27	9.58	42.2	3	3	1.00
Mason, Quinn	3	0	0.44	13.5	0.00	0.00	27.0	0.00	0.0	0.00	0.00	0.00	6.75	13.5	60.7	0	0	---
McCarville, Daws	10	10	4.23	10.8	6.59	6.17	3.61	7.02	1.9	2.13	0.21	0.85	6.17	11.6	40.8	4	6	.66
Olson, Emmett	15	4	2.69	8.48	5.80	2.45	2.45	8.70	3.5	1.79	0.00	0.67	9.37	8.48	39.5	0	0	---
Ornelas, Mason	13	0	2.13	8.46	7.16	5.86	4.88	7.16	1.5	1.95	0.33	1.30	5.20	12.3	40.3	5	7	.71
Perry, Kyle	5	4	2.93	9.82	6.75	6.75	6.14	10.4	1.7	2.45	0.00	1.23	9.20	6.75	44.1	0	0	---
Schanaman, Sha	11	10	5.09	7.39	5.46	4.34	3.54	9.00	2.5	1.45	0.16	1.45	7.23	9.96	39.7	1	2	.50
Walsh, Will	1	0	0.67	40.5	13.5	13.5	0.00	13.5	99.	0.00	0.00	0.00	0.00	13.5	67.5	0	0	---
Totals	40	40	8.55	8.89	6.29	4.95	4.03	8.50	2.1	1.95	0.18	1.05	7.79	9.53	40.9	30	40	.75
Opponents	40	40	8.64	8.38	5.99	5.05	4.58	9.69	2.1	1.59	0.34	0.89	7.94	7.99	41.1	46	64	.71

* = average based on 9-inning game

2022 GAMES SUMMARY

Score by innings	1	2	3	4	5	6	7	8	9	Total
Nebraska	20	21	19	24	17	31	31	22	31	216
Opponents	24	31	34	20	25	22	32	20	28	236

Record when ...

Overall	16-23	After 6 leading	13-2
Conference	5-7	..... trailing	1-20
Non-Conference	11-16	..... tied	2-1
Home games	8-10	After 7 leading	14-1
Away games	6-10	..... trailing	2-17
Neutral site	2-3	..... tied	0-3
Day games	9-19	After 8 leading	14-1
Night games	7-4	..... trailing	2-18
vs Left starter	5-5	..... tied	0-2
vs Right starter	11-18		
1-Run games	5-9	Hit 0 home runs	5-13
2-Run games	3-4	... 1 home run	6-7
5+Run games	6-5	... 2+ home runs	5-3
Extra innings	0-0		
Shutouts	3-0	Opponent 0 home runs	7-9
		..... 1 home run	8-9
Scoring 0-2 runs	2-8	..... 2+ HRs	1-5
..... 3-5 runs	2-12		
..... 6-9 runs	5-3	Made 0 errors	6-5
..... 10+ runs	7-0	.... 1 error	6-8
		.... 2+ errors	4-10
Opponent 0-2 runs	4-0		
..... 3-5 runs	6-10	Opp. made 0 errors	4-9
..... 6-9 runs	5-11	..... 1 error	5-8
..... 10+ runs	1-2	..... 2+ errors	7-6
Scored in 1st inning	8-3	Out-hit opponent	12-6
Opp. scored in 1st	4-9	Out-hit by opponent	3-13
Scores first	11-10	Hits are tied	1-4
Opp. scores first	5-13		

Record when team scores:

Runs	0	1	2	3	4	5	6	7	8	9	10+
W-L	0-0	1-6	1-2	0-6	1-3	1-3	3-2	0-1	2-0	0-0	7-0

Record when opponent scores:

Runs	0	1	2	3	4	5	6	7	8	9	10+
W-L	3-0	0-0	1-0	2-2	0-5	4-3	2-4	1-2	0-5	2-0	1-2

Record when leading after:

Inn.	1	2	3	4	5	6	7	8
W-L	6-2	6-4	8-3	11-3	11-3	13-2	14-1	14-1

Record when trailing after:

Inn.	1	2	3	4	5	6	7	8
W-L	1-8	3-14	4-18	3-18	3-19	1-20	2-17	2-18

Record when tied after:

Inn.	1	2	3	4	5	6	7	8
W-L	9-13	7-5	4-2	2-2	2-1	2-1	0-3	0-2

Current winning streak: 2
Longest winning streak: 4
Longest losing streak: 4

Home attendance : 84243 (17 dates avg = 4955)
Away attendance : 34865 (21 dates avg = 1660)
Total attendance: 119108 (38 dates avg = 3134)

2022 NEBRASKA GAME-BY-GAME BATTING

Date	Opponent	ab	r	h	rbi	2b	3b	hr	tb	bb	ibb	sb	cs	hbp	sac	sf	gdp	k	po	a	e	lob	avg
Feb 18	at Sam Houston	36	5	9	3	2	1	0	13	3	0	1	0	1	0	0	0	15	24	7	1	8	.250
Feb 19	at Sam Houston	25	1	5	1	1	0	0	6	1	0	0	0	0	0	0	1	8	18	8	2	4	.230
Feb 19	at Sam Houston	38	12	13	9	5	0	0	18	5	0	0	1	1	1	2	0	8	27	13	2	8	.273
Feb 20	at Sam Houston	34	3	9	3	1	0	0	10	1	0	0	0	2	1	1	0	12	24	7	2	9	.271
Feb 25	vs TCU	30	1	6	1	0	0	0	6	5	0	0	1	2	1	0	1	13	24	8	1	10	.258
Feb 26	vs TCU	32	3	5	3	2	0	2	13	0	0	0	0	0	0	0	0	12	24	12	0	2	.241
Feb 27	vs TCU	36	3	10	3	1	0	1	14	0	0	1	0	0	1	1	0	8	24	8	0	8	.247
Mar 04	vs Northwestern Sta	32	2	8	2	1	0	1	12	1	0	2	0	1	0	0	1	8	27	5	0	5	.247
Mar 04	at UT Arlington	33	3	10	3	1	0	0	11	4	0	0	0	1	1	2	1	11	26	7	0	11	.253
Mar 05	vs Northwestern Sta	29	6	8	4	0	0	0	8	3	0	0	1	0	0	2	1	2	27	13	1	4	.255
Mar 05	at UT Arlington	38	8	15	7	0	3	0	21	1	0	5	0	2	1	1	1	9	27	13	1	8	.270
Mar 09	at K-State	33	4	6	4	2	1	0	10	2	0	0	0	0	0	0	0	9	24	8	3	4	.263
Mar 13	at Omaha	30	3	3	3	1	0	1	7	5	0	3	0	0	0	0	0	11	25	12	1	5	.251
Mar 14	OMAHA	35	6	12	6	3	0	3	24	4	0	2	1	0	1	0	0	6	27	13	2	9	.258
Mar 15	NEW MEXICO STA	33	12	10	9	3	0	1	16	6	0	4	2	3	1	0	0	7	27	5	0	7	.261
Mar 16	NEW MEXICO STA	30	6	5	5	0	0	1	8	5	1	1	0	0	0	1	0	9	27	9	2	4	.256
Mar 18	TEXAS A&M-CC	38	13	12	11	4	1	2	24	5	0	0	0	2	0	1	0	12	27	7	4	7	.260
Mar 19	TEXAS A&M-CC	26	1	1	1	0	0	0	1	7	1	1	0	2	1	0	1	4	27	8	2	8	.250
Mar 20	TEXAS A&M-CC	30	4	4	3	1	0	0	5	6	0	1	0	4	0	0	2	6	27	13	4	9	.244
*Mar 25	MICHIGAN	32	13	9	12	2	0	0	11	11	0	0	0	4	0	1	0	11	27	8	0	11	.246
*Mar 26	MICHIGAN	35	6	9	6	1	1	0	12	4	0	0	1	0	0	0	0	10	27	9	1	6	.247
*Mar 27	MICHIGAN	34	1	6	1	2	0	1	11	4	0	1	0	0	0	0	0	10	27	11	0	10	.243
Mar 29	at Creighton	34	2	8	1	3	0	0	11	1	0	1	2	1	1	0	1	8	24	10	1	8	.243
*Apr 01	at Ohio State	37	5	8	3	1	0	1	12	2	0	2	2	2	0	0	0	16	27	12	1	9	.242
*Apr 02	at Ohio State	36	10	11	10	2	1	2	21	5	0	0	2	1	1	0	0	9	27	10	1	6	.245
*Apr 03	at Ohio State	42	17	16	17	3	0	1	22	10	0	2	0	4	1	0	0	10	27	11	0	13	.251
Apr 06	at Omaha	35	5	9	3	2	0	1	14	7	0	0	0	1	1	0	0	11	24	7	1	12	.251
*Apr 08	RUTGERS	34	5	6	4	1	1	0	9	5	0	1	0	2	0	0	0	8	27	9	0	9	.249
*Apr 09	RUTGERS	32	4	7	4	1	0	1	11	7	0	1	1	1	0	0	0	11	27	8	3	9	.248
*Apr 10	RUTGERS	27	1	2	1	2	0	0	4	4	0	0	1	2	0	1	0	8	27	12	1	6	.243
Apr 14	BYU	24	1	3	1	1	0	0	4	2	0	1	1	0	1	0	1	9	27	8	0	2	.240
Apr 15	BYU	19	2	2	1	0	0	1	5	4	0	1	0	2	3	0	1	5	21	5	3	5	.238
Apr 15	BYU	35	6	8	6	2	1	1	15	2	0	0	1	2	1	0	0	8	27	11	1	7	.237
Apr 16	BYU	31	3	8	3	1	0	2	15	3	0	1	1	2	3	0	1	8	27	14	2	9	.238
Apr 20	NORTH DAKOTA S	28	4	7	3	2	0	2	15	3	0	1	0	4	0	0	1	7	27	15	1	7	.238
*Apr 22	at Indiana	36	7	9	7	0	0	2	15	5	0	0	0	2	0	0	0	13	24	9	2	9	.239
*Apr 23	at Indiana	32	1	5	1	3	0	0	8	5	0	0	0	1	0	0	0	16	24	11	2	10	.236
*Apr 24	at Indiana	44	19	20	18	2	1	4	36	12	0	3	0	6	1	0	1	9	27	11	1	17	.244
Apr 26	K-STATE	31	8	8	8	1	2	1	16	8	0	7	0	4	0	0	1	12	27	10	0	11	.245
Totals		1276	216	312	191	60	13	32	494	168	2	43	18	62	22	13	16	369	1005	377	49	306	.245

2022 NEBRASKA GAME-BY-GAME PITCHING

Date	Opponent	ip	h	r	er	bb	so	2b	3b	hr	wp	bk	hbp	dp	ibb	score	w-l	sv	era
Feb 18	at Sam Houston	8.0	9	8	5	8	11	2	0	0	0	0	3	0	0	5-8	0-1	0	5.62
Feb 19	at Sam Houston	6.0	8	5	4	2	6	1	1	0	0	0	0	1	0	1-5	0-2	0	5.79
Feb 19	at Sam Houston	9.0	10	9	5	3	9	4	0	1	2	0	3	0	0	12-9	1-2	0	5.48
Feb 20	at Sam Houston	8.0	10	6	6	4	5	2	0	0	2	0	1	2	2	3-6	1-3	0	5.81
Feb 25	vs TCU	8.0	6	4	4	5	10	2	0	1	2	0	0	1	1	1-4	1-4	0	5.54
Feb 26	vs TCU	8.0	9	8	8	10	6	2	0	1	2	0	3	0	0	3-8	1-5	0	6.13
Feb 27	vs TCU	8.0	9	5	5	2	5	2	1	0	1	0	0	1	0	3-5	1-6	0	6.05
Mar 04	vs Northwestern Sta	9.0	5	0	0	2	13	2	0	0	1	0	1	1	0	2-0	2-6	1	5.20
Mar 04	at UT Arlington	8.2	11	4	4	2	5	3	0	0	0	0	2	1	0	3-4	2-7	1	5.08
Mar 05	vs Northwestern Sta	9.0	3	0	0	1	8	0	0	0	0	1	0	1	0	6-0	3-7	1	4.52
Mar 05	at UT Arlington	9.0	6	2	2	2	5	0	0	0	0	0	1	1	0	8-2	4-7	2	4.27
Mar 09	at K-State	8.0	8	6	2	3	9	1	0	1	1	0	0	0	0	4-6	4-8	2	4.10
Mar 13	at Omaha	8.1	6	4	3	4	7	2	0	1	0	0	1	0	0	3-4	4-9	2	4.04
Mar 14	OMAHA	9.0	7	5	4	7	9	1	0	1	2	0	1	1	1	6-5	5-9	2	4.03
Mar 15	NEW MEXICO STA	9.0	4	6	6	9	15	0	0	1	1	0	0	0	0	12-6	6-9	2	4.18
Mar 16	NEW MEXICO STA	9.0	9	5	3	4	9	2	2	0	4	0	1	1	0	6-5	7-9	2	4.10
Mar 18	TEXAS A&M-CC	9.0	11	12	6	9	11	3	0	1	0	0	1	0	1	13-12	8-9	2	4.22
Mar 19	TEXAS A&M-CC	9.0	7	4	2	5	7	1	0	0	0	0	2	1	1	1-4	8-10	2	4.09
Mar 20	TEXAS A&M-CC	9.0	23	21	17	3	11	7	0	5	3	0	2	3	0	4-21	8-11	2	4.81
*Mar 25	MICHIGAN	9.0	16	9	9	2	10	4	0	5	1	0	0	1	0	13-9	9-11	2	5.03
*Mar 26	MICHIGAN	9.0	8	8	6	4	10	2	0	2	1	0	1	0	0	6-8	9-12	2	5.08
*Mar 27	MICHIGAN	9.0	9	6	6	5	9	1	0	1	1	0	2	1	0	1-6	9-13	2	5.12
Mar 29	at Creighton	8.0	5	3	2	4	7	1	0	0	2	0	0	0	0	2-3	9-14	2	5.01
*Apr 01	at Ohio State	9.0	9	3	3	3	11	3	0	1	0	0	0	1	0	5-3	10-14	3	4.92
*Apr 02	at Ohio State	9.0	7	5	4	1	7	3	0	0	0	0	1	2	0	10-5	11-14	3	4.88
*Apr 03	at Ohio State	9.0	11	5	5	4	3	0	0	1	0	0	1	3	0	17-5	12-14	3	4.88
Apr 06	at Omaha	8.0	8	6	6	4	6	4	0	0	1	0	1	0	0	5-6	12-15	3	4.95
*Apr 08	RUTGERS	9.0	10	7	7	1	9	2	0	3	1	0	3	0	0	5-7	12-16	3	5.03
*Apr 09	RUTGERS	9.0	4	5	3	1	8	1	0	1	0	0	3	0	0	4-5	12-17	3	4.95
*Apr 10	RUTGERS	9.0	19	19	14	6	10	3	0	5	1	0	2	1	0	1-19	12-18	3	5.27
Apr 14	BYU	9.0	1	0	0	0	9	0	0	0	0	0	2	0	0	1-0	13-18	4	5.09
Apr 15	BYU	7.0	2	3	0	2	5	0	0	0	1	0	0	0	0	2-3	13-19	4	4.96
Apr 15	BYU	9.0	7	7	6	7	9	2	0	2	1	0	1	0	0	6-7	13-20	4	4.99
Apr 16	BYU	9.0	8	4	2	1	7	0	0	1	2	0	1	1	0	3-4	13-21	4	4.90
Apr 20	NORTH DAKOTA S	9.0	7	3	3	6	6	1	0	1	0	0	3	1	0	4-3	14-21	5	4.84
*Apr 22	at Indiana	8.0	12	8	7	1	6	3	1	1	0	0	2	1	0	7-8	14-22	5	4.92
*Apr 23	at Indiana	8.0	13	8	3	3	5	1	1	1	1	0	0	1	0	1-8	14-23	5	4.88
*Apr 24	at Indiana	9.0	10	7	7	5	12	4	1	0	0	0	2	0	0	19-7	15-23	5	4.94
Apr 26	K-STATE	9.0	5	6	6	6	8	0	0	1	2	0	1	0	0	8-6	16-23	6	4.97
Totals		335.0	332	236	185	151	318	72	7	39	36	1	48	28	6	216-236	16-23	6	4.97

2022 OPPONENT GAME-BY-GAME BATTING

Date	Opponent	ab	r	h	rbi	2b	3b	hr	tb	bb	ibb	sb	cs	hbp	sac	sf	gdp	k	po	a	e	lob	avg
Feb 18	at Sam Houston	34	8	9	8	2	0	0	11	8	0	0	0	3	0	0	0	11	27	9	2	13	.265
Feb 19	at Sam Houston	24	5	8	5	1	1	0	11	2	0	0	1	0	0	1	1	6	21	8	1	5	.293
Feb 19	at Sam Houston	38	9	10	8	4	0	1	17	3	0	1	0	3	0	1	0	9	27	10	2	9	.281
Feb 20	at Sam Houston	31	6	10	5	2	0	0	12	4	2	1	0	1	0	1	1	5	27	8	1	7	.291
Feb 25	vs TCU	28	4	6	4	2	0	1	11	5	1	0	0	0	0	0	1	10	27	12	0	5	.277
Feb 26	vs TCU	30	8	9	8	2	0	1	14	10	0	3	1	3	0	0	0	6	27	7	0	11	.281
Feb 27	vs TCU	32	5	9	5	2	1	0	13	2	0	0	0	0	0	0	0	5	27	6	1	5	.281
Mar 04	vs Northwestern Sta	31	0	5	0	2	0	0	7	2	0	2	0	1	0	0	1	13	27	13	0	7	.266
Mar 04	at UT Arlington	35	4	11	4	3	0	0	14	2	0	0	1	2	0	0	1	5	27	8	1	9	.272
Mar 05	vs Northwestern Sta	29	0	3	0	0	0	0	3	1	0	0	0	0	1	0	1	8	24	16	2	4	.256
Mar 05	at UT Arlington	32	2	6	2	0	0	0	6	2	0	0	1	1	0	0	1	5	27	14	1	6	.250
Mar 09	at K-State	33	6	8	4	1	0	1	12	3	0	0	0	0	1	1	0	9	27	5	0	8	.249
Mar 13	at Omaha	30	4	6	3	2	0	1	11	4	0	0	0	1	2	0	0	7	27	5	2	8	.246
Mar 14	OMAHA	32	5	7	4	1	0	1	11	7	1	0	0	1	2	1	1	9	25	12	2	11	.244
Mar 15	NEW MEXICO STA	30	6	4	6	0	0	1	7	9	0	1	0	0	1	0	0	15	24	13	3	7	.237
Mar 16	NEW MEXICO STA	35	5	9	3	2	2	0	15	4	0	1	0	1	0	1	0	9	26	4	2	9	.238
Mar 18	TEXAS A&M-CC	38	12	11	11	3	0	1	17	9	1	0	0	1	1	1	0	11	26	5	2	12	.242
Mar 19	TEXAS A&M-CC	33	4	7	4	1	0	0	8	5	1	2	1	2	0	1	1	7	27	10	1	10	.240
Mar 20	TEXAS A&M-CC	48	21	23	20	7	0	5	45	3	0	1	0	2	1	0	3	11	27	12	2	7	.258
*Mar 25	MICHIGAN	42	9	16	9	4	0	5	35	2	0	3	0	0	0	0	0	10	24	4	1	8	.266
*Mar 26	MICHIGAN	36	8	8	8	2	0	2	16	4	0	1	0	1	0	0	0	10	27	13	0	6	.264
*Mar 27	MICHIGAN	34	6	9	5	1	0	1	13	5	0	1	1	2	0	0	1	9	27	11	0	8	.264
Mar 29	at Creighton	28	3	5	2	1	0	0	6	4	0	2	1	0	0	1	0	7	27	12	5	6	.261
*Apr 01	at Ohio State	35	3	9	3	3	0	1	15	3	0	1	0	0	0	0	0	11	27	13	6	8	.261
*Apr 02	at Ohio State	32	5	7	5	3	0	0	10	1	0	0	0	1	1	0	2	7	27	9	0	3	.259
*Apr 03	at Ohio State	34	5	11	5	0	0	1	14	4	0	2	0	1	0	0	2	3	27	7	1	7	.262
Apr 06	at Omaha	32	6	8	6	4	0	0	12	4	0	2	0	1	0	1	0	6	27	9	3	8	.261
*Apr 08	RUTGERS	37	7	10	7	2	0	3	21	1	0	0	0	3	0	0	0	9	27	8	1	7	.262
*Apr 09	RUTGERS	33	5	4	5	1	0	1	8	1	0	0	0	3	1	0	0	8	27	11	0	6	.257
*Apr 10	RUTGERS	45	19	19	19	3	0	5	37	6	0	0	0	2	1	0	1	10	27	9	0	8	.264
Apr 14	BYU	28	0	1	0	0	0	0	1	0	0	1	0	2	0	0	0	9	24	10	0	3	.258
Apr 15	BYU	23	3	2	2	0	0	0	2	2	0	0	0	0	0	1	0	5	21	10	1	2	.254
Apr 15	BYU	32	7	7	7	2	0	2	15	7	0	0	1	1	0	1	0	9	27	11	2	7	.253
Apr 16	BYU	36	4	8	4	0	0	1	11	1	0	0	0	1	0	0	0	7	27	13	0	7	.252
Apr 20	NORTH DAKOTA S	31	3	7	3	1	0	1	11	6	0	0	2	3	0	0	0	6	24	7	1	10	.252
*Apr 22	at Indiana	33	8	12	8	3	1	1	20	1	0	1	0	2	1	1	1	6	27	5	1	6	.255
*Apr 23	at Indiana	37	8	13	7	1	1	1	19	3	0	1	0	0	0	0	1	5	27	6	0	8	.258
*Apr 24	at Indiana	37	7	10	7	4	1	0	16	5	0	1	0	2	0	0	0	12	27	9	0	10	.258
Apr 26	K-STATE	32	6	5	5	0	0	1	8	6	0	2	0	1	0	0	0	8	24	5	1	6	.255
Totals		1300	236	332	221	72	7	39	535	151	6	30	10	48	13	13	20	318	1019	359	48	287	.255

2022 OPPONENT GAME-BY-GAME PITCHING

Date	Opponent	ip	h	r	er	bb	so	2b	3b	hr	wp	bk	hbp	dp	ibb	score	w-l	sv	era
Feb 18	at Sam Houston	9.0	9	5	4	3	15	2	1	0	0	0	1	0	0	8-5	1-0	1	4.00
Feb 19	at Sam Houston	7.0	5	1	0	1	8	1	0	0	0	0	0	1	0	5-1	2-0	1	2.25
Feb 19	at Sam Houston	9.0	13	12	9	5	8	5	0	0	1	0	1	0	0	9-12	2-1	1	4.68
Feb 20	at Sam Houston	9.0	9	3	3	1	12	1	0	0	0	0	2	0	0	6-3	3-1	2	4.24
Feb 25	vs TCU	9.0	6	1	1	5	13	0	0	0	0	0	2	2	0	4-1	4-1	3	3.56
Feb 26	vs TCU	9.0	5	3	3	0	12	2	0	2	0	0	0	0	0	8-3	5-1	4	3.46
Feb 27	vs TCU	9.0	10	3	2	0	8	1	0	1	0	0	0	0	0	5-3	6-1	5	3.25
Mar 04	vs Northwestern Sta	9.0	8	2	2	1	8	1	0	1	0	0	1	2	0	0-2	6-2	5	3.09
Mar 04	at UT Arlington	9.0	10	3	3	4	11	1	0	0	1	0	1	1	0	4-3	7-2	5	3.08
Mar 05	vs Northwestern Sta	8.0	8	6	3	3	2	0	0	0	1	0	0	1	0	0-6	7-3	5	3.10
Mar 05	at UT Arlington	9.0	15	8	7	1	9	0	3	0	0	0	2	1	0	2-8	7-4	5	3.47
Mar 09	at K-State	9.0	6	4	4	2	9	2	1	0	1	0	0	0	0	6-4	8-4	6	3.51
Mar 13	at Omaha	9.0	3	3	1	5	11	1	0	1	0	0	0	0	0	4-3	9-4	6	3.32
Mar 14	Omaha	8.1	12	6	6	4	6	3	0	3	0	0	0	0	0	5-6	9-5	6	3.53
Mar 15	New Mexico State	8.0	10	12	6	6	7	3	0	1	2	2	3	0	0	6-12	9-6	6	3.73
Mar 16	New Mexico State	8.2	5	6	4	5	9	0	0	1	2	1	0	0	1	5-6	9-7	6	3.76
Mar 18	Texas A&M-CC	8.2	12	13	11	5	12	4	1	2	2	0	2	0	0	12-13	9-8	6	4.21
Mar 19	Texas A&M-CC	9.0	1	1	0	7	4	0	0	0	0	0	2	2	1	4-1	10-8	7	3.96
Mar 20	Texas A&M-CC	9.0	4	4	3	6	6	1	0	0	2	0	4	2	0	21-4	11-8	7	3.91
*Mar 25	Michigan	8.0	9	13	12	11	11	2	0	0	1	0	4	0	0	9-13	11-9	7	4.35
*Mar 26	Michigan	9.0	9	6	6	4	10	1	1	0	1	0	0	0	0	8-6	12-9	7	4.43
*Mar 27	Michigan	9.0	6	1	1	4	10	2	0	1	0	0	0	0	0	6-1	13-9	8	4.27
Mar 29	at Creighton	9.0	8	2	1	1	8	3	0	0	1	0	1	1	0	3-2	14-9	9	4.13
*Apr 01	at Ohio State	9.0	8	5	3	2	16	1	0	1	1	0	2	0	0	3-5	14-10	9	4.08
*Apr 02	at Ohio State	9.0	11	10	10	5	9	2	1	2	0	0	1	0	0	5-10	14-11	9	4.32
*Apr 03	at Ohio State	9.0	16	17	17	10	10	3	0	1	1	1	4	0	0	5-17	14-12	9	4.82
Apr 06	at Omaha	9.0	9	5	3	7	11	2	0	1	1	0	1	0	0	6-5	15-12	10	4.75
*Apr 08	Rutgers	9.0	6	5	5	5	8	1	1	0	1	0	2	0	0	7-5	16-12	10	4.76
*Apr 09	Rutgers	9.0	7	4	4	7	11	1	0	1	1	0	1	0	0	5-4	17-12	11	4.74
*Apr 10	Rutgers	9.0	2	1	1	4	8	2	0	0	0	0	2	0	0	19-1	18-12	11	4.61
Apr 14	BYU	8.0	3	1	1	2	9	1	0	0	0	0	0	1	0	0-1	18-13	11	4.51
Apr 15	BYU	7.0	2	2	2	4	5	0	0	1	1	0	2	1	0	3-2	19-13	12	4.46
Apr 15	BYU	9.0	8	6	6	2	8	2	1	1	3	0	2	0	0	7-6	20-13	13	4.51
Apr 16	BYU	9.0	8	3	3	3	8	1	0	2	1	0	2	1	0	4-3	21-13	14	4.46
Apr 20	North Dakota State	8.0	7	4	3	3	7	2	0	2	0	0	4	2	0	3-4	21-14	14	4.43
*Apr 22	at Indiana	9.0	9	7	7	5	13	0	0	2	0	0	2	0	0	8-7	22-14	15	4.50
*Apr 23	at Indiana	9.0	5	1	1	5	16	3	0	0	0	0	1	0	0	8-1	23-14	16	4.41
*Apr 24	at Indiana	9.0	20	19	19	12	9	2	1	4	4	0	6	2	0	7-19	23-15	16	4.80
Apr 26	K-State	8.0	8	8	7	8	12	1	2	1	0	0	4	2	0	6-8	23-16	16	4.88
Totals		339.2	312	216	184	168	369	60	13	32	29	4	62	22	2	236-216	23-16	16	4.88

2022 MISCELLANEOUS STATS

Multiple Hit Games	2	3	4	5+	Total
Anderson, Max	7	5	1	-	13
Everitt, Griffin	7	2	2	-	11
Matthews, Brice	7	2	-	-	9
Chick, Cam	5	2	-	-	7
Anglim, Garrett	4	3	-	-	7
Banjoff, Leighton	5	-	-	-	5
Jessen, Luke	4	1	-	-	5
Jackson, Core	4	-	-	-	4
Caron, Josh	3	-	-	-	3
Gomes, Colby	2	1	-	-	3
Sartori, Luke	3	-	-	-	3
Swansen, Gabe	1	-	-	-	1
Steil, Jack	1	-	-	-	1
Cervantes, Efry	1	-	-	-	1
Wimmers, Nick	1	-	-	-	1
TEAM	55	16	3	0	74

Multiple RBI Games	2	3	4	5+	Total
Everitt, Griffin	6	2	3	-	11
Anderson, Max	4	2	2	-	8
Matthews, Brice	6	1	-	-	7
Anglim, Garrett	2	1	-	1	4
Chick, Cam	3	-	1	-	4
Gomes, Colby	1	2	-	-	3
Banjoff, Leighton	2	1	-	-	3
Jessen, Luke	1	-	-	-	1
Jackson, Core	-	1	-	-	1
Caron, Josh	1	-	-	-	1
Sartori, Luke	-	-	1	-	1
Swansen, Gabe	-	1	-	-	1
Cervantes, Efry	1	-	-	-	1
Wimmers, Nick	1	-	-	-	1
Steil, Jack	1	-	-	-	1
TEAM	29	11	7	1	48

Hitting Streaks	Longest	Current
Gomes, Colby	8	3
Everitt, Griffin	6	-
Banjoff, Leighton	6	1
Matthews, Brice	5	5
Anglim, Garrett	5	3
Steil, Jack	4	-
Wimmers, Nick	4	-
Cervantes, Efry	4	-
Jessen, Luke	4	-
Jackson, Core	4	4
Anderson, Max	4	3
Chick, Cam	4	4
Sartori, Luke	3	-
Caron, Josh	3	1
Swansen, Gabe	2	2

Reached Base Streaks	Longest	Current
Matthews, Brice	22	6
Everitt, Griffin	18	18
Chick, Cam	11	8
Anglim, Garrett	10	3
Jackson, Core	9	4
Anderson, Max	9	3
Caron, Josh	8	8
Banjoff, Leighton	8	8
Gomes, Colby	8	3
Wimmers, Nick	7	-
Jessen, Luke	7	-
Cervantes, Efry	6	3
Steil, Jack	5	-
Sartori, Luke	4	-
Swansen, Gabe	3	2
Palmer, Tyler	1	-

2022 PITCHING BREAKDOWN

STAFF BY SERIES

Opp.	G	W/L/S	ERA	IP	H	R	ER	K/B
SH	4	1/3/0	5.81	31.0	37	28	20	31/17
TCU	3	0/3/0	6.38	24.0	24	17	17	21/17
NSU	2	2/0/1	0.00	18.0	8	0	0	21/3
UTA	2	1/1/1	3.06	17.2	17	6	6	10/4
KSU	1	0/1/0	2.25	8.0	8	6	2	9/3
UNO	2	1/1/0	3.63	17.1	13	9	7	16/11
NMSU	2	2/0/0	4.50	18.0	13	11	9	24/13
AMCC	3	1/2/0	8.33	27.0	41	37	25	29/17
MICH	3	1/2/0	7.00	27.0	33	23	21	29/11
CU	1	0/1/0	2.25	8.0	5	3	2	7/4
OSU	3	3/0/1	4.00	27.0	27	13	12	21/8
UNO	1	0/1/0	6.75	8.0	8	6	6	6/4
RU	3	0/3/0	8.00	27.0	33	31	24	27/8
BYU	4	1/3/1	2.12	34.0	18	14	8	30/10
NDSU	1	1/0/1	3.00	9.0	7	3	3	6/6
IND	3	1/2/0	6.12	25.0	35	23	17	23/9
KSU	1	1/0/1	6.00	9.0	5	6	6	8/6
UNO	1	1/0/0	3.86	7.0	6	3	3	5/2

STARTER BY SERIES

Opp.	G	W/L	ERA	IP	H	R	ER	K/B
SH	4	0/2	12.19	10.1	19	17	14	10/8
TCU	3	0/3	9.31	9.2	13	10	10	15/8
NSU	2	2/0	0.00	15.2	8	0	0	18/3
UTA	2	1/0	1.69	10.2	10	2	2	5/1
KSU	1	0/1	6.00	3.0	7	4	2	4/1
UNO	2	0/0	2.45	11.0	6	5	3	10/7
NMSU	2	1/0	0.00	6.2	2	0	0	10/5
AMCC	3	0/2	9.64	9.1	12	11	10	6/5
MICH	3	1/1	8.04	15.2	21	14	14	23/4
CU	1	0/1	6.75	2.2	4	2	2	2/1
OSU	3	1/0	4.91	14.2	18	9	8	11/6
UNO	1	0/1	13.50	2.0	4	3	3	1/1
RU	3	0/2	6.28	14.1	14	12	10	14/5
BYU	4	0/1	1.12	24.0	9	7	3	19/6
NDSU	1	0/0	7.36	3.2	5	3	3	0/2
IND	3	1/2	7.04	15.1	23	18	12	17/7
KSU	1	0/0	10.80	3.1	3	4	4	3/3
UNO	1	1/0	4.50	6.0	6	3	3	3/1

BULLPEN BY SERIES

Opp.	G	W/L/S	ERA	IP	H	R	ER	K/B
SH	4	1/1/0	2.61	20.2	18	11	6	21/9
TCU	3	0/0/0	4.40	14.1	11	7	7	6/9
NSU	2	0/0/1	0.00	2.1	0	0	0	3/0
UTA	2	0/1/1	5.14	7.0	7	4	4	5/3
KSU	1	0/0/0	0.00	5.0	1	2	0	5/2
UNO	2	1/1/0	5.68	6.1	7	4	4	6/4
NMSU	2	1/0/0	7.15	11.1	11	11	9	14/8
AMCC	3	1/0/0	7.64	17.2	29	26	15	23/12
MICH	3	0/1/0	5.56	11.1	12	9	7	6/7
CU	1	0/0/0	0.00	5.1	1	1	0	5/3
OSU	3	2/0/1	2.92	12.1	9	4	4	10/2
UNO	1	0/0/0	4.50	6.0	4	3	3	5/3
RU	3	0/1/0	9.95	12.2	19	19	14	13/3
BYU	4	1/2/1	4.50	10.0	9	7	5	11/4
NDSU	1	1/0/1	0.00	5.1	2	0	0	6/2
IND	3	0/0/0	4.66	9.2	12	5	5	6/2
KSU	1	1/0/1	3.46	5.2	2	2	2	4/1
UNO	1	0/0/0	0.00	1.0	0	0	0	2/1

STARTER/BULLPEN SPLITS

	W/L/S	ERA	IP	H	R	ER	K/B
Starter	8/16/0	5.21	178.0	184	124	103	171/74
Bullpen	9/7/6	4.66	164.0	154	115	85	152/79
TOTAL	**17/23/6**	**4.95**	**342.0**	**338**	**239**	**188**	**323/153**

STARTER/BULLPEN SPLITS - BIG TEN

	W/L/S	ERA	IP	H	R	ER	K/B
Starter	3/5	6.60	60.0	76	53	44	65/22
Bullpen	2/2/1	5.87	46.0	52	37	30	35/14
TOTAL	**5/7/1**	**6.28**	**106.0**	**128**	**90**	**74**	**100/36**

STARTERS BY LOCATION

	W/L	ERA	IP	H	R	ER	K/B
Home	3/6	4.85	89.0	75	56	48	84/35
Away	3/7	6.36	63.2	88	58	45	54//28
Neutral	2/3	3.55	25.1	21	10	10	33/11
TOTAL	**8/16**	**5.21**	**178.0**	**184**	**124**	**103**	**171/74**

RELIEVERS BY LOCATION

	W/L/S	ERA	IP	H	R	ER	K/B
Home	6/4/3	6.35	78.0	88	77	55	83/45
Away	3/3/2	2.99	69.1	55	31	23	60/25
Neutral	0/0/1	3.78	16.2	11	7	7	9/9
TOTAL	**9/7/6**	**4.66**	**164.0**	**154**	**115**	**85**	**152/79**

STARTERS BY MONTH

	W/L	ERA	IP	H	R	ER	K/B
February	0/5	10.80	20.0	32	27	24	25/16
March	5/5	3.98	74.2	70	38	33	78/27
April	3/6	4.97	83.1	82	59	46	68/31
May							
	8/16	**5.21**	**178.0**	**184**	**124**	**103**	**171/74**

RELIEVERS BY MONTH

	W/L/S	ERA	IP	H	R	ER	K/B
February	1/1/0	3.34	35.0	29	18	13	27/18
March	3/3/2	5.29	66.1	68	57	39	67/39
April	5/3/4	4.74	62.2	57	40	33	58/22
May							
TOTAL	**9/7/6**	**4.66**	**164.0**	**154**	**115**	**85**	**152/79**

MISCELLANEOUS PITCHING NUMBERS

PITCHER	K/9	WHIP	SV/OPP	FO/GO
Benson	5.0	1.67	0/0	14/7
Bradford	4.8	1.59	0/0	7/4
Bragg	9.7	0.84	5/5	21/19
Brockett	8.7	1.45	0/0	15/25
Bunz	27.0	0.00	0/0	0/0
Christo	8.4	2.81	0/0	4/6
Feekin	13.5	9.00	0/0	1/0
Frank	10.2	1.32	0/0	29/47
Gomes	0.0	4.50	0/1	3/1
Hawkins	7.9	1.50	0/0	7/11
Hood	9.0	1.82	0/0	9/8
Martin	9.1	1.31	0/0	19/22
Mason	0.0	4.50	0/0	1/2
McCarville	7.0	1.61	0/0	29/55
Olson	8.7	1.21	1/1	42/38
Ornelas	7.2	1.48	0/0	16/38
Perry	10.4	1.77	0/0	15/11
Schanaman	9.0	1.21	0/0	45/62
Walsh	13.5	4.50	0/0	0/1

2022 SEASON RESULTS

Date	Opponent		Score	Inns	Overall	Big Ten	Pitcher of record	Attend	Time
Feb 18, 2022	at Sam Houston	L	5-8	9	0-1-0	0-0-0	Olson, E. (L 0-1)	423	3:07
Feb 19, 2022	at Sam Houston-1	L	1-5	7	0-2-0	0-0-0	Schanaman, S (L 0-1)	1488	1:52
Feb 19, 2022	at Sam Houston-2	W	12-9	9	1-2-0	0-0-0	Ornelas, M. (W 1-0)	1488	3:29
Feb 20, 2022	at Sam Houston	L	3-6	9	1-3-0	0-0-0	Bragg, B. (L 0-1)	1255	2:35
Feb 25, 2022	vs #17 TCU	L	1-4	9	1-4-0	0-0-0	Perry, K. (L 0-1)	4912	2:54
Feb 26, 2022	vs #17 TCU	L	3-8	9	1-5-0	0-0-0	Schanaman, S (L 0-2)	5476	3:08
Feb 27, 2022	vs #17 TCU	L	3-5	9	1-6-0	0-0-0	McCarville (L 0-1)	0	2:31
Mar 04, 2022	vs Northwestern State	W	2-0	9	2-6-0	0-0-0	Frank, K. (W 1-0)	200	2:15
Mar 04, 2022	at UT Arlington	L	3-4	9	2-7-0	0-0-0	Gomes, C. (L 0-1)	720	2:55
Mar 05, 2022	vs Northwestern State	W	6-0	9	3-7-0	0-0-0	Schanaman, S (W 1-2)	311	1:57
Mar 05, 2022	at UT Arlington	W	8-2	9	4-7-0	0-0-0	McCarville (W 1-1)	766	2:40
Mar 09, 2022	at K-State	L	4-6	9	4-8-0	0-0-0	Olson, E. (L 0-2)	1176	2:26
Mar 13, 2022	at Omaha	L	3-4	9	4-9-0	0-0-0	Perry, K. (L 0-2)	3009	2:35
Mar 14, 2022	OMAHA	W	6-5	9	5-9-0	0-0-0	Bragg, B. (W 1-1)	1466	2:44
Mar 15, 2022	NEW MEXICO STATE	W	12-6	9	6-9-0	0-0-0	McCarville (W 2-1)	4901	2:58
Mar 16, 2022	NEW MEXICO STATE	W	6-5	9	7-9-0	0-0-0	Olson, E. (W 1-2)	5043	2:50
Mar 18, 2022	TEXAS A&M-CC	W	13-12	9	8-9-0	0-0-0	Ornelas, M. (W 2-0)	4407	3:58
Mar 19, 2022	TEXAS A&M-CC	L	1-4	9	8-10-0	0-0-0	Schanaman, S (L 1-3)	5446	2:35
Mar 20, 2022	TEXAS A&M-CC	L	4-21	9	8-11-0	0-0-0	McCarville (L 2-2)	5627	3:11
* Mar 25, 2022	MICHIGAN	W	13-9	9	9-11-0	1-0-0	Frank, K. (W 2-0)	5109	3:34
* Mar 26, 2022	MICHIGAN	L	6-8	9	9-12-0	1-1-0	Bragg, B. (L 1-2)	6561	2:52
* Mar 27, 2022	MICHIGAN	L	1-6	9	9-13-0	1-2-0	McCarville (L 2-3)	5075	3:09
Mar 29, 2022	at Creighton	L	2-3	9	9-14-0	1-2-0	Jelkin, J. (L 0-1)	3110	3:12
* Apr 01, 2022	at Ohio State	W	5-3	9	10-14-0	2-2-0	Schanaman, S (W 2-3)	1370	2:38
* Apr 02, 2022	at Ohio State	W	10-5	9	11-14-0	3-2-0	Martin, T. (W 1-0)	1118	2:39
* Apr 03, 2022	at Ohio State	W	17-5	9	12-14-0	4-2-0	Jelkin, J. (W 1-1)	1079	3:19
Apr 06,2022	at Omaha	L	5-6	9	12-15-0	4-2-0	Christo, D. (L 0-1)	1585	3:20
* Apr 08, 2022	RUTGERS	L	5-7	9	12-16-0	4-3-0	Schanaman, S (L 2-4)	5053	2:40
* Apr 09, 2022	RUTGERS	L	4-5	9	12-17-0	4-4-0	Bragg, B. (L 1-3)	5852	2:55
* Apr 10, 2022	RUTGERS	L	1-19	9	12-18-0	4-5-0	McCarville (L 2-4)	5282	2:57
Apr 14, 2022	BYU	W	1-0	9	13-18-0	4-5-0	Martin, T. (W 2-0)	4382	2:09
Apr 15, 2022	BYU-1	L	2-3	7	13-19-0	4-5-0	Schanaman, S (L 2-5)	-	1:56
Apr 15, 2022	BYU-2	L	6-7	9	13-20-0	4-5-0	Bragg, B. (L 1-4)	5219	2:41
Apr 16, 2022	BYU	L	3-4	9	13-21-0	4-5-0	Hawkins, C. (L 0-1)	5005	2:38
Apr 20, 2022	NORTH DAKOTA STATE	W	4-3	9	14-21-0	4-5-0	Hood, C. (W 1-0)	4462	2:59
* Apr 22, 2022	at Indiana	L	7-8	9	14-22-0	4-6-0	Schanaman, S (L 2-6)	1655	2:53
* Apr 23, 2022	at Indiana	L	1-8	9	14-23-0	4-7-0	Olson, E. (L 1-3)	1751	2:52
* Apr 24, 2022	at Indiana	W	19-7	9	15-23-0	5-7-0	Frank, K. (W 3-0)	1973	3:54
Apr 26, 2022	K-STATE	W	8-6	9	16-23-0	5-7-0	Hood, C. (W 2-0)	5353	3:09
Apr 27, 2022	OMAHA	W	14-3	7	17-23-0	5-7-0	McCarville (W 3-4)	4867	2:31

* = Conference game
() extra inning game

2022 NEBRASKA GAME-BY-GAME STARTERS

Opponent	C	1B	2B	3B	SS	LF	CF	RF	DH	SP
at Sam Houston	Everitt	Gomes	Jackson	Anderson	Matthews	Chick	Sartori	Banjoff	Caron	Perry
at Sam Houston	Everitt	Gomes	Jackson	Anderson	Matthews	Chick	Sartori	Banjoff	Jessen	Schanaman
at Sam Houston	Everitt	Gomes	Cervantes	Anderson	Matthews	Chick	Sartori	Banjoff	Jessen	McCarville
at Sam Houston	Everitt	Gomes	Cervantes	Anderson	Matthews	Banjoff	Sartori	Anglim	Caron	Bragg
vs. No. 17 TCU	Everitt	Gomes	Chick	Anderson	Matthews	Jessen	Sartori	Banjoff	Caron	Perry
vs. No. 17 TCU	Everitt	Gomes	Jackson	Anderson	Cervantes	Chick	Sartori	Banjoff	Jessen	Schanaman
vs. No. 17 TCU	Everitt	Gomes	Jackson	Anderson	Matthews	Swansen	Chick	Banjoff	Caron	McCarville
vs. Northwestern St.	Everitt	Gomes	Cervantes	Anderson	Matthews	Chick	Sartori	Banjoff	Swansen	Frank
at UT Arlington	Everitt	Steil	Cervantes	Anderson	Matthews	Jessen	Chick	Banjoff	Caron	Perry
vs. Northwestern St.	Everitt	Steil	Jackson	Cervantes	Matthews	Jessen	Banjoff	Anglim	Anderson	Schanaman
at UT Arlington	Caron	Steil	Cervantes	Anderson	Matthews	Jessen	Banjoff	Anglim	Everitt	McCarville
at Kansas State	Everitt	Steil	Cervantes	Anderson	Matthews	Banjoff	Sartori	Anglim	Jessen	Olson
at Omaha	Everitt	Gomes	Matthews	Anderson	Jackson	Jessen	Anglim	Banjoff	Caron	Frank
Omaha	Everitt	Gomes	Matthews	Cervantes	Jackson	Banjoff	Chick	Anglim	Anderson	Schanaman
New Mexico State	Caron	Anderson	Matthews	Cervantes	Jackson	Jessen	Chick	Anglim	Everitt	McCarville
New Mexico State	Caron	Anderson	Matthews	Cervantes	Jackson	Jessen	Chick	Anglim	Everitt	Christo
Texas A&M-CC	Everitt	Steil	Matthews	Anderson	Cervantes	Jessen	Chick	Jessen	Caron	Perry
Texas A&M-CC	Everitt	Gomes	Matthews	Anderson	Cervantes	Banjoff	Chick	Anglim	Jackson	Schanaman
Texas A&M-CC	Caron	Anderson	Jackson	Matthews	Cervantes	Banjoff	Chick	Anglim	Everitt	McCarville
Michigan	Everitt	Steil	Jackson	Anderson	Matthews	Chick	Sartori	Anglim	Jessen	Frank
Michigan	Everitt	Steil	Jackson	Anderson	Matthews	Chick	Sartori	Anglim	Jessen	Schanaman
Michigan	Everitt	Steil	Jackson	Anderson	Matthews	Chick	Sartori	Anglim	Caron	McCarville
at Creighton	Everitt	Steil	Jackson	Anderson	Matthews	Chick	Palmer	Anglim	Jessen	Jelkin
at Ohio State	Everitt	Steil	Jackson	Anderson	Matthews	Banjoff	Sartori	Anglim	Chick	Schanaman
at Ohio State	Everitt	Steil	Jackson	Anderson	Matthews	Chick	Sartori	Anglim	Wimmers	Frank
at Ohio State	Everitt	Steil	Jackson	Anderson	Matthews	Chick	Sartori	Anglim	Wimmers	McCarville
at Omaha	Caron	Steil	Cervantes	Anderson	Matthews	Chick	Sartori	Anglim	Everitt	Christo
Rutgers	Everitt	Gomes	Cervantes	Anderson	Matthews	Chick	Sartori	Anglim	Wimmers	Schanaman
Rutgers	Everitt	Gomes	Jackson	Anderson	Matthews	Jessen	Chick	Anglim	Wimmers	Olson
Rutgers	Everitt	Steil	Cervantes	Anderson	Matthews	Banjoff	Chick	Anglim	Caron	McCarville
BYU	Everitt	Steil	Matthews	Anderson	Jackson	Chick	Sartori	Anglim	Wimmers	Frank
BYU	Everitt	Steil	Matthews	Anderson	Jackson	Chick	Sartori	Anglim	Wimmers	Schanaman
BYU	Caron	Steil	Matthews	Anderson	Cervantes	Banjoff	Chick	Anglim	Everitt	Olson
BYU	Everitt	Steil	Jackson	Anderson	Cervantes	Banjoff	Chick	Anglim	Wimmers	Brockett
North Dakota State	Caron	Steil	Matthews	Anderson	Cervantes	Banjoff	Chick	Anglim	Everitt	McCarville
at Indiana	Everitt	Steil	Matthews	Anderson	Cervantes	Banjoff	Chick	Anglim	Wimmers	Schanaman
at Indiana	Everitt	Steil	Jackson	Anderson	Matthews	Banjoff	Chick	Anglim	Jessen	Olson
at Indiana	Everitt	Anderson	Jackson	Cervantes	Matthews	Banjoff	Chick	Anglim	Swansen	Frank
Kansas State	Everitt	Anderson	Jackson	Cervantes	Matthews	Banjoff	Chick	Anglim	Swansen	Brockett
Omaha	Caron	Anderson	Jackson	Cervantes	Matthews	Banjoff	Chick	Anglim	Everitt	McCarville

2022 NEBRASKA GAME-BY-GAME BATTING ORDER

Opponent	1	2	3	4	5	6	7	8	9
at Sam Houston	Banjoff	Chick	Anderson	Matthews	Everitt	Gomes	Caron	Jackson	Sartori
at Sam Houston	Banjoff	Chick	Anderson	Matthews	Everitt	Gomes	Jessen	Sartori	Jackson
at Sam Houston	Banjoff	Jessen	Anderson	Gomes	Everitt	Matthews	Sartori	Chick	Cervantes
at Sam Houston	Banjoff	Sartori	Anderson	Gomes	Everitt	Matthews	Caron	Anglim	Cervantes
vs. No. 17 TCU	Banjoff	Jessen	Anderson	Gomes	Everitt	Chick	Matthews	Caron	Sartori
vs. No. 17 TCU	Banjoff	Jessen	Anderson	Chick	Everitt	Gomes	Jackson	Cervantes	Sartori
vs. No. 17 TCU	Banjoff	Everitt	Anderson	Chick	Gomes	Caron	Jackson	Matthews	Swansen
vs. Northwestern St.	Matthews	Everitt	Anderson	Chick	Banjoff	Gomes	Swansen	Sartori	Cervantes
at UT Arlington	Matthews	Everitt	Anderson	Chick	Banjoff	Jessen	Caron	Steil	Cervantes
vs. Northwestern St.	Matthews	Jessen	Anderson	Everitt	Banjoff	Steil	Jackson	Anglim	Cervantes
at UT Arlington	Matthews	Jessen	Anderson	Everitt	Banjoff	Steil	Anglim	Caron	Cervantes
at Kansas State	Jessen	Anglim	Anderson	Everitt	Banjoff	Matthews	Cervantes	Steil	Sartori
at Omaha	Anglim	Jessen	Anderson	Everitt	Caron	Jackson	Matthews	Gomes	Banjoff
Omaha	Banjoff	Jackson	Anderson	Everitt	Matthews	Anglim	Chick	Gomes	Cervantes
New Mexico State	Jessen	Jackson	Anderson	Everitt	Matthews	Anglim	Caron	Chick	Cervantes
New Mexico State	Jessen	Jackson	Anderson	Everitt	Matthews	Anglim	Caron	Chick	Cervantes
Texas A&M-CC	Jessen	Anderson	Everitt	Matthews	Anglim	Caron	Chick	Steil	Cervantes
Texas A&M-CC	Anderson	Jackson	Everitt	Matthews	Anglim	Gomes	Chick	Cervantes	Banjoff
Texas A&M-CC	Anderson	Jackson	Everitt	Anglim	Matthews	Swansen	Chick	Caron	Cervantes
Michigan	Matthews	Chick	Anderson	Everitt	Anglim	Jessen	Steil	Jackson	Sartori
Michigan	Matthews	Chick	Anderson	Everitt	Anglim	Jessen	Steil	Jackson	Sartori
Michigan	Matthews	Chick	Anderson	Everitt	Anglim	Caron	Steil	Jackson	Sartori
at Creighton	Matthews	Chick	Anderson	Everitt	Anglim	Jessen	Steil	Jackson	Palmer
at Ohio State	Matthews	Chick	Anderson	Everitt	Anglim	Jackson	Banjoff	Sartori	Steil
at Ohio State	Matthews	Chick	Anderson	Everitt	Anglim	Wimmers	Jackson	Steil	Sartori
at Ohio State	Matthews	Chick	Anderson	Everitt	Anglim	Wimmers	Jckson	Steil	Sartori
at Omaha	Matthews	Chick	Anderson	Everitt	Anglim	Caron	Sartori	Steil	Cervantes
Rutgers	Matthews	Chick	Anderson	Everitt	Anglim	Wimmers	Sartori	Gomes	Cervantes
Rutgers	Matthews	Chick	Anderson	Everitt	Anglim	Wimmers	Jessen	Gomes	Jackson
Rutgers	Matthews	Chick	Anderson	Everitt	Anglim	Caron	Steil	Banjoff	Cervantes
BYU	Chick	Anglim	Anderson	Everitt	Wimmers	Matthews	Jackson	Sartori	Steil
BYU	Chick	Anglim	Anderson	Everitt	Wimmers	Matthews	Jackson	Sartori	Steil
BYU	Chick	Anglim	Anderson	Everitt	Banjoff	Cervantes	Caron	Matthews	Steil
BYU	Chick	Anglim	Anderson	Everitt	Wimmers	Banjoff	Cervantes	Jackson	Steil
North Dakota State	Chick	Anglim	Anderson	Everitt	Banjoff	Matthews	Cervantes	Caron	Steil
at Indiana	Chick	Anglim	Everitt	Anderson	Wimmers	Matthews	Banjoff	Cervantes	Steil
at Indiana	Chick	Anglim	Everitt	Anderson	Jessen	Matthews	Banjoff	Jackson	Steil
at Indiana	Chick	Anglim	Everitt	Anderson	Banjoff	Matthews	Swansen	Jackson	Cervantes
Kansas State	Chick	Anglim	Everitt	Anderson	Banjoff	Matthews	Swansen	Jackson	Cervantes
Omaha	Chick	Anglim	Everitt	Anderson	Banjoff	Matthews	Jackson	Caron	Cervantes

#1 LUKE JESSEN

FR. • OF • L/L • OMAHA, NEB.

SEASON HIGHS

Hits: 3 at Sam Houston, 2/19/22
Runs: 2 (2x), last vs. New Mexico State, 3/15/22
Doubles: 1 at Kansas State, 3/9/22
Triples: 1 vs. Michigan, 3/26/22
Home Runs: ---
RBI: 2 vs. Michigan, 3/26/22
Stolen Bases: ---

CAREER HIGHS

Hits: 3 at Sam Houston, 2/19/22
Runs: 2 (2x), last vs. New Mexico State, 3/15/22
Doubles: 1 at Kansas State, 3/9/22
Triples: 1 vs. Michigan, 3/26/22
Home Runs: ---
RBI: 2 vs. Michigan, 3/26/22
Stolen Bases: ---

JESSEN'S CAREER STATS

Year	AVG	GP	GS	AB	R	H	2B	3B	HR	RBI	TB	SLG%	BB	HBP	SO	GDP	OB%	SF	SH	SB-ATT	PO	A	E	FLD%
2022	.242	23	17	66	9	16	1	1	0	5	19	.288	5	2	25	1	.315	0	1	0-2	12	0	0	1.000
TOTAL	**.242**	**23**	**17**	**66**	**9**	**16**	**1**	**1**	**0**	**5**	**19**	**.288**	**5**	**2**	**25**	**1**	**.315**	**0**	**1**	**0-2**	**12**	**0**	**0**	**1.000**

#3 MAX PETERSEN

FR. • INF • L/R • LINCOLN, NEB.

SEASON HIGHS

Hits: ---
Runs: ---
Doubles: ---
Triples: ---
Home Runs: ---
RBI: ---
Stolen Bases: ---

CAREER HIGHS

Hits: ---
Runs: ---
Doubles: ---
Triples: ---
Home Runs: ---
RBI: ---
Stolen Bases: ---

PETERSEN'S CAREER STATS

Year	AVG	GP	GS	AB	R	H	2B	3B	HR	RBI	TB	SLG%	BB	HBP	SO	GDP	OB%	SF	SH	SB-ATT	PO	A	E	FLD%
C																								

#4 MAX ANDERSON

SO. • INF • R/R • OMAHA, NEB.

SEASON HIGHS

Hits: 4 at UT Arlington, 3/5/22
Runs: 3 (2x), last vs. Omaha, 4/27/22
Doubles: 2 at Omaha, 4/6/22
Triples: 1 (3x), last vs. BYU, 4/15/22
Home Runs: 1 (6x), last vs. Omaha, 4/27/22
RBI: 4 (2x), last vs. K-State, 4/26/22
Stolen Bases: 2 vs. K-State, 4/26/22

CAREER HIGHS

Hits: 4 (3x), last at UT Arlington, 3/5/22
Runs: 3 (2x), last vs. Omaha, 4/27/22
Doubles: 2 (2x), last at Omaha, 4/6/22
Triples: 1 (4x), last vs. BYU, 4/15/22
Home Runs: 1 (13x), last vs. Omaha, 4/27/22
RBI: 5 at Iowa, 3/21/21
Stolen Bases: 2 (2x), last vs. K-State, 4/26/22

ANDERSON'S CAREER STATS

Year	AVG	GP	GS	AB	R	H	2B	3B	HR	RBI	TB	SLG%	BB	HBP	SO	GDP	OB%	SF	SH	SB-ATT	PO	A	E	FLD%
2021	.332	45	45	184	35	61	8	1	7	32	92	.500	16	1	26	5	.386	1	0	3-4	23	53	6	.927
2022	.281	40	40	167	34	47	7	3	6	28	78	.467	12	3	21	5	.341	0	0	6-7	66	62	6	.955
TOTAL	**.308**	**85**	**85**	**351**	**69**	**108**	**15**	**4**	**13**	**60**	**170**	**.484**	**28**	**4**	**47**	**10**	**.365**	**1**	**0**	**9-11**	**89**	**115**	**12**	**.944**

#5 JOSH CARON

FR. • C/INF • R/R • SUN PRAIRIE, WIS.

SEASON HIGHS

Hits: 2 (3x), last at Omaha, 4/6/22
Runs: 2 (2x), last at Omaha, 3/13/22
Doubles: 1 (3x), last vs. North Dakota State, 4/20/22
Triples: ---
Home Runs: ---
RBI: 2 vs. New Mexico State, 3/15/22
Stolen Bases: 1 at Omaha, 3/13/22

CAREER HIGHS

Hits: 2 (3x), last at Omaha, 4/6/22
Runs: 2 (2x), last at Omaha, 3/13/22
Doubles: 1 (3x), last vs. North Dakota State, 4/20/22
Triples: ---
Home Runs: ---
RBI: 2 vs. New Mexico State, 3/15/22
Stolen Bases: 1 at Omaha, 3/13/22

CARON'S CAREER STATS

Year	AVG	GP	GS	AB	R	H	2B	3B	HR	RBI	TB	SLG%	BB	HBP	SO	GDP	OB%	SF	SH	SB-ATT	PO	A	E	FLD%
2022	.191	21	17	61	9	12	3	0	0	6	15	.246	9	3	16	2	.324	1	0	1-1	63	7	0	1.000
TOTAL	**.191**	**21**	**17**	**61**	**9**	**12**	**3**	**0**	**0**	**6**	**15**	**.246**	**9**	**3**	**16**	**2**	**.324**	**1**	**0**	**1-1**	**63**	**7**	**0**	**1.000**

#8 SHAY SCHANAMAN

SR. • RHP • R/R • GRAND ISLAND, NEB.

SEASON HIGHS

Innings: 9.0 vs. Northwestern State, 3/5/22
Runs: 7 (2x), last at Indiana, 4/22/22
Earned Runs: 7 vs. Rutgers, 4/8/22
Walks: 4 vs. Omaha, 3/14/22
Strikeouts: 8 (2x), last at Ohio State, 4/1/22

CAREER HIGHS

Innings: 9.0 vs. Northwestern State, 3/5/22
Runs: 7 (3x), last at Indiana, 4/22/22
Earned Runs: 7 vs. Rutgers, 4/8/22
Walks: 5 at Iowa, 3/21/21
Strikeouts: 11 vs. Maryland, 4/10/21

SCHANAMAN'S CAREER STATS

Year	ERA	W	L	App	GS	CG	SHO	CBO	SV	IP	H	R	ER	BB	SO	2B	3B	HR	BF	B/Avg	WP	HBP	BK	SFA	SHA
2019	3.18	1	2	19	0	0	0	0	3	22.2	13	10	8	14	23	2	0	3	98	.163	6	1	0	1	2
2020	6.97	2	2	6	0	0	0	1	0	10.1	9	8	8	4	10	4	1	0	44	.231	0	0	0	0	1
2021	5.08	5	2	13	12	0	0	1	0	67.1	63	44	38	25	72	15	1	7	300	.242	4	12	0	3	0
2022	4.34	2	6	11	10	2	1	0	0	56.0	46	34	27	22	56	9	1	9	247	.220	5	9	1	4	3
TOTAL	**4.66**	**10**	**12**	**49**	**22**	**2**	**1**	**2**	**3**	**156.1**	**131**	**96**	**81**	**65**	**161**	**30**	**3**	**19**	**689**	**.223**	**15**	**22**	**1**	**8**	**6**

#9 EFRY CERVANTES

SR. • INF • R/R • TUCSON, ARIZ.

SEASON HIGHS

Hits: 2 at Ohio State, 4/3/22
Runs: 2 vs. Omaha, 4/27/22
Doubles: 1 (2x), last vs. Rutgers, 4/10/22
Triples: ---
Home Runs: 1 vs. Omaha, 3/14/22
RBI: 2 at UT Arlington, 3/4/22
Stolen Bases: ---

CAREER HIGHS

Hits: 2 at Ohio State, 4/3/22
Runs: 2 vs. Omaha, 4/27/22
Doubles: 1 (2x), last vs. Rutgers, 4/10/22
Triples: ---
Home Runs: 1 vs. Omaha, 3/14/22
RBI: 2 (2x), last at UT Arlington, 3/4/22
Stolen Bases: 1 vs. Rutgers, 5/1/21

CERVANTES' CAREER STATS

Year	AVG	GP	GS	AB	R	H	2B	3B	HR	RBI	TB	SLG%	BB	HBP	SO	GDP	OB%	SF	SH	SB-ATT	PO	A	E	FLD%
2021	.082	36	14	49	7	4	0	0	0	4	4	.082	8	3	12	0	.250	0	5	1-2	19	25	1	.978
2022	.178	27	24	73	8	13	2	0	1	7	18	.247	10	7	12	0	.330	1	5	0-0	32	55	2	.978
TOTAL	**.139**	**63**	**38**	**122**	**15**	**17**	**2**	**0**	**1**	**11**	**22**	**.180**	**18**	**10**	**24**	**0**	**.298**	**1**	**10**	**1-2**	**51**	**80**	**3**	**.978**

#10 LEIGHTON BANJOFF

JR. • OF • R/R • SHEFFIELD VILLAGE, OHIO

SEASON HIGHS

Hits: 2 (5x), last at Indiana, 4/24/22
Runs: 2 (2x), last at Omaha, 3/13/22
Doubles: 1 (4x), last vs. BYU, 4/16/22
Triples: ---
Home Runs: 1 at Indiana, 4/24/22
RBI: 3 at Indiana, 4/24/22
Stolen Bases: 1 (3x), last at Omaha, 3/13/22

CAREER HIGHS

Hits: 4 at Arizona State, 3/1/20
Runs: 2 (7x), last vs. Northwestern State, 3/5/22
Doubles: 1 (10x), last vs. BYU, 4/16/22
Triples: ---
Home Runs: 2 at Arizona State, 3/1/20
RBI: 6 at Arizona State, 3/1/20
Stolen Bases: 1 (6x), last at Omaha, 3/13/22

BANJOFF'S CAREER STATS

Year	AVG	GP	GS	AB	R	H	2B	3B	HR	RBI	TB	SLG%	BB	HBP	SO	GDP	OB%	SF	SH	SB-ATT	PO	A	E	FLD%
2020	.341	15	13	44	12	15	4	0	3	13	28	.636	13	3	16	0	.517	0	0	3-4	4	11	0	1.000
2021	.255	22	15	55	12	14	2	0	1	7	19	.345	10	3	21	1	.391	1	1	0-1	17	0	0	1.000
2022	.233	34	25	90	11	21	4	0	1	11	28	.311	22	4	30	0	.402	1	0	3-4	50	2	1	.981
TOTAL	**.265**	**71**	**53**	**189**	**35**	**50**	**10**	**0**	**5**	**31**	**75**	**.397**	**45**	**10**	**67**	**1**	**.427**	**2**	**1**	**6-9**	**71**	**13**	**1**	**.988**

#11 JACK STEIL

SO. • INF • R/R • COLD SPRING, MINN.

SEASON HIGHS

Hits: 2 at UT Arlington, 3/4/22
Runs: 3 at Ohio State, 4/3/22
Doubles: 1 (2x), last at Creighton, 3/29/22
Triples: ---
Home Runs: 1 vs. BYU, 4/16/22
RBI: 2 vs. BYU, 4/16/22
Stolen Bases: 1 (2x), last at Ohio State, 4/3/22

CAREER HIGHS

Hits: 3 vs. Iowa, 3/13/21
Runs: 3 at Ohio State, 4/3/22
Doubles: 1 (5x), last at Creighton, 3/29/22
Triples: ---
Home Runs: 1 (4x), last vs. BYU, 4/16/22
RBI: 3 vs. Purdue, 3/7/21
Stolen Bases: 2 vs. Iowa, 3/13/21

STEIL'S CAREER STATS

Year	AVG	GP	GS	AB	R	H	2B	3B	HR	RBI	TB	SLG%	BB	HBP	SO	GDP	OB%	SF	SH	SB-ATT	PO	A	E	FLD%
2021	.203	28	19	64	10	13	3	1	3	11	27	.422	2	5	25	0	.282	0	1	2-2	165	8	2	.989
2022	.179	30	21	67	10	12	2	0	1	7	17	.254	10	1	25	0	.288	2	1	2-3	195	13	2	.990
TOTAL	**.191**	**58**	**40**	**131**	**20**	**25**	**5**	**1**	**4**	**18**	**44**	**.336**	**12**	**6**	**50**	**0**	**.285**	**2**	**2**	**4-5**	**360**	**21**	**4**	**.990**

#12 BRAXTON BRAGG

JR. • RHP • R/R • KANSAS CITY, MO.

SEASON HIGHS

Innings: 4.1 vs. New Mexico State, 3/16/22
Runs: 4 at Sam Houston, 2/20/22
Earned Runs: 4 at Sam Houston, 2/20/22
Walks: 1 vs. Michigan, 3/26/22
Strikeouts: 4 vs. North Dakota State, 4/20/22

CAREER HIGHS

Innings: 4.1 vs. New Mexico State, 3/16/22
Runs: 4 (2x), last at Sam Houston, 2/20/22
Earned Runs: 4 (2x), last at Sam Houston, 2/20/22
Walks: 2 vs. Northwestern, 5/14/21
Strikeouts: 5 vs. Purdue, 3/5/21

BRAGG'S CAREER STATS

Year	ERA	W	L	App	GS	CG	SHO	CBO	SV	IP	H	R	ER	BB	SO	2B	3B	HR	BF	B/Avg	WP	HBP	BK	SFA	SHA
2020	10.12	0	1	4	1	0	0	1	0	5.1	7	6	6	4	6	0	0	0	29	.304	2	2	0	0	0
2021	8.04	1	2	11	0	0	0	0	0	15.2	21	15	14	6	18	1	1	5	73	.323	1	1	0	1	0
2022	3.80	1	4	13	1	0	0	1	5	21.1	17	12	9	1	23	3	1	2	85	.215	1	2	0	2	1
TOTAL	**6.17**	**2**	**7**	**28**	**2**	**0**	**0**	**2**	**5**	**42.1**	**45**	**33**	**29**	**11**	**47**	**4**	**2**	**7**	**187**	**.269**	**4**	**5**	**0**	**3**	**1**

#13 CAM CHICK

SR. • INF/OF • S/R • COLUMBIA, MO.

SEASON HIGHS

Hits: 3 (2x), last vs. BYU, 4/16/22
Runs: 4 at Ohio State, 4/3/22
Doubles: 1 (5x), last vs. Omaha, 4/27/22
Triples: 1 (2x), last vs. K-State, 4/26/22
Home Runs: 1 (7x), last at Indiana, 4/24/22
RBI: 4 at Indiana, 4/24/22
Stolen Bases: 2 vs. K-State, 4/26/22

CAREER HIGHS

Hits: 4 at San Diego, 2/21/20
Runs: 4 at Ohio State, 4/3/22
Doubles: 1 (18x), last vs. Omaha, 4/27/22
Triples: 1 (3x), last vs. K-State, 4/26/22
Home Runs: 2 at Iowa, 3/20/21
RBI: 6 at Iowa, 3/20/21
Stolen Bases: 2 (4x), last vs. K-State, 4/26/22

CHICK'S CAREER STATS

Year	AVG	GP	GS	AB	R	H	2B	3B	HR	RBI	TB	SLG%	BB	HBP	SO	GDP	OB%	SF	SH	SB-ATT	PO	A	E	FLD%
2019	.240	47	42	171	33	41	3	0	4	31	56	.327	23	3	45	3	.333	4	0	6-8	20	32	10	.839
2020	.297	15	15	64	13	19	2	1	4	14	35	.547	4	2	8	1	.347	2	0	2-3	13	13	3	.897
2021	.260	44	42	154	29	40	8	0	8	39	72	.468	25	9	52	1	.387	3	0	8-10	48	28	5	.938
2022	.267	37	35	116	33	31	5	2	7	20	61	.526	31	14	48	0	.469	1	0	7-11	57	6	2	.969
TOTAL	**.259**	**143**	**134**	**505**	**108**	**131**	**18**	**3**	**23**	**104**	**224**	**.444**	**83**	**28**	**153**	**5**	**.387**	**10**	**0**	**23-32**	**138**	**79**	**20**	**.916**

#14 BRICE MATTHEWS

SO. • INF • R/R • HUMBLE, TEXAS

SEASON HIGHS

Hits: 3 (2x), last at Ohio State, 4/3/22
Runs: 3 (2x), last vs. Omaha, 4/27/22
Doubles: 1 (8x), last vs. K-State, 4/26/22
Triples: ---
Home Runs: 1 (5x), last vs. Omaha, 4/27/22
RBI: 3 at Indiana, 4/22/22
Stolen Bases: 2 (3x), last vs. New Mexico State, 3/15/22

CAREER HIGHS

Hits: 3 (3x), last at Ohio State, 4/3/22
Runs: 3 (3x), last vs. Omaha, 4/27/22
Doubles: 2 vs. Northwestern, 5/14/21
Triples: 1 at Indiana, 5/22/21
Home Runs: 1 (10x), last vs. Omaha, 4/27/22
RBI: 5 vs. Maryland, 4/11/21
Stolen Bases: 2 (5x), last vs. New Mexico State, 3/15/22

MATTHEWS' CAREER STATS

Year	AVG	GP	GS	AB	R	H	2B	3B	HR	RBI	TB	SLG%	BB	HBP	SO	GDP	OB%	SF	SH	SB-ATT	PO	A	E	FLD%
2021	.273	39	36	132	28	36	8	1	5	34	61	.462	23	0	44	2	.381	0	1	7-10	50	74	6	.954
2022	.248	38	38	137	27	34	8	0	5	22	57	.416	21	6	52	1	.367	2	4	12-13	54	95	14	.914
TOTAL	**.260**	**77**	**74**	**269**	**55**	**70**	**16**	**1**	**10**	**56**	**118**	**.439**	**44**	**6**	**96**	**3**	**.374**	**2**	**5**	**19-23**	**104**	**169**	**20**	**.932**

#16 GRIFFIN EVERITT

SR. • C • R/R • LINCOLN, NEB.

SEASON HIGHS

Hits: 4 (2x), last at Indiana, 4/24/22
Runs: 3 vs. Texas A&M-CC, 3/18/22
Doubles: 1 (11x), last at Indiana, 4/24/22
Triples: 1 vs. Texas A&M-CC, 3/18/22
Home Runs: 2 vs. Omaha, 3/14/22
RBI: 4 (3x), last at Indiana, 4/24/22
Stolen Bases: 1 (2x) , last vs. K-State, 4/26/22

CAREER HIGHS

Hits: 4 (2x), last at Indiana, 4/24/22
Runs: 3 (2x), last vs. Texas A&M-CC, 3/18/22
Doubles: 1 (17x), last at Indiana, 4/24/22
Triples: 1 vs. Texas A&M-CC, 3/18/22
Home Runs: 2 vs. Omaha, 3/14/22
RBI: 4 (4x), last at Indiana, 4/24/22
Stolen Bases: 1 (5x), last vs. K-State, 4/26/22

EVERITT'S CAREER STATS

Year	AVG	GP	GS	AB	R	H	2B	3B	HR	RBI	TB	SLG%	BB	HBP	SO	GDP	OB%	SF	SH	SB-ATT	PO	A	E	FLD%
2021	.287	37	32	122	17	35	6	0	3	21	50	.410	12	4	38	1	.370	0	5	3-5	319	34	3	.992
2022	.295	40	40	149	29	44	11	1	7	35	78	.523	20	6	36	3	.395	2	0	2-5	252	22	5	.982
TOTAL	**.292**	**77**	**72**	**271**	**46**	**79**	**17**	**1**	**10**	**56**	**128**	**.472**	**32**	**10**	**74**	**4**	**.384**	**2**	**5**	**5-10**	**571**	**56**	**8**	**.987**

#17 TYLER PALMER

RFR. • OF • R/R • COLUMBUS, NEB.

SEASON HIGHS

Hits: ---
Runs: 1 at UT Arlington, 3/5/22
Doubles: ---
Triples: ---
Home Runs: ---
RBI: ---
Stolen Bases: 1 (2x), last at Omaha, 3/13/22

CAREER HIGHS

Hits: ---
Runs: 1 at UT Arlington, 3/5/22
Doubles: ---
Triples: ---
Home Runs: ---
RBI: ---
Stolen Bases: 1 (2x), last at Omaha, 3/13/22

PALMER'S CAREER STATS

Year	AVG	GP	GS	AB	R	H	2B	3B	HR	RBI	TB	SLG%	BB	HBP	SO	GDP	OB%	SF	SH	SB-ATT	PO	A	E	FLD%
2022	.000	14	1	3	1	0	0	0	0	0	0	.000	1	0	2	0	.250	0	0	2-4	2	0	0	1.000
TOTAL	**.000**	**13**	**1**	**3**	**1**	**0**	**0**	**0**	**0**	**0**	**0**	**.000**	**1**	**0**	**2**	**0**	**.250**	**0**	**0**	**2-4**	**2**	**0**	**0**	**1.000**

#18 GARRETT ANGLIM

RFR. • OF • R/R • LA VISTA, NEB.

SEASON HIGHS

Hits: 3 (3x), last at Indiana, 4/24/22
Runs: 3 at Indiana, 4/24/22
Doubles: 2 vs. Michigan, 3/25/22
Triples: 2 at UT Arlington, 3/5/22
Home Runs: ---
RBI: 6 vs. Michigan, 3/25/22
Stolen Bases: 1 (3x), last vs. K-State, 4/26/22

CAREER HIGHS

Hits: 3 (3x), last at Indiana, 4/24/22
Runs: 3 at Indiana, 4/24/22
Doubles: 2 vs. Michigan, 3/25/22
Triples: 2 at UT Arlington, 3/5/22
Home Runs: ---
RBI: 6 vs. Michigan, 3/25/22
Stolen Bases: 1 (3x), last vs. K-State, 4/26/22

ANGLIM'S CAREER STATS

Year	AVG	GP	GS	AB	R	H	2B	3B	HR	RBI	TB	SLG%	BB	HBP	SO	GDP	OB%	SF	SH	SB-ATT	PO	A	E	FLD%
2022	.282	36	32	124	15	35	9	4	0	20	52	.419	12	6	30	2	.371	1	0	3-5	48	1	1	.980
TOTAL	**.282**	**36**	**32**	**124**	**15**	**35**	**9**	**4**	**0**	**20**	**52**	**.419**	**12**	**6**	**30**	**2**	**.371**	**1**	**0**	**3-5**	**48**	**1**	**1**	**.980**

#19 KYLE PERRY

SR. • LHP • L/L • OMAHA, NEB.

SEASON HIGHS

Innings: 5.0 at UT Arlington, 3/4/22
Runs: 5 at Sam Houston, 2/18/22
Earned Runs: 5 at Sam Houston, 2/18/22
Walks: 5 at Sam Houston, 2/18/22
Strikeouts: 8 vs. TCU, 2/25/22

CAREER HIGHS

Innings: 7.0 at Kansas State, 4/2/19
Runs: 5 (3x), last at Sam Houston, 2/18/22
Earned Runs: 5 (3x), last at Sam Houston, 2/18/22
Walks: 5 at Sam Houston, 2/18/22
Strikeouts: 9 vs. Air Force, 3/20/19

PERRY'S CAREER STATS

Year	ERA	W	L	App	GS	CG	SHO	CBO	SV	IP	H	R	ER	BB	SO	2B	3B	HR	BF	B/Avg	WP	HBP	BK	SFA	SHA
2019	5.47	2	1	11	7	0	0	1	0	26.1	29	16	16	18	29	7	1	2	129	.282	2	6	1	1	1
2020	5.06	1	0	4	1	0	0	0	0	10.2	7	6	6	2	11	3	0	1	41	.179	0	0	0	0	0
2021	3.48	2	0	4	4	0	0	1	0	10.1	7	5	4	4	15	1	0	0	42	.184	1	0	0	0	0
2022	6.75	0	2	5	4	0	0	0	0	14.2	16	11	11	10	17	4	0	2	72	.276	1	3	0	0	1
TOTAL	**5.37**	**5**	**3**	**24**	**16**	**0**	**0**	**2**	**0**	**62.0**	**59**	**38**	**37**	**34**	**72**	**15**	**1**	**5**	**284**	**.248**	**4**	**9**	**1**	**1**	**2**

#20 CORE JACKSON

FR. • INF • L/R • WYOMING, ONTARIO

SEASON HIGHS

Hits: 2 (4x), last at Indiana, 4/24/22
Runs: 3 at Indiana, 4/24/22
Doubles: 1 (5x), last at Indiana, 4/23/22
Triples: 1 (2x), last vs. K-State, 4/26/22
Home Runs: 1 at Omaha, 3/13/22
RBI: 3 at Omaha, 3/13/22
Stolen Bases: 1 (3x), last at Indiana, 4/24/22

CAREER HIGHS

Hits: 2 (4x), last at Indiana, 4/24/22
Runs: 3 at Indiana, 4/24/22
Doubles: 1 (5x), last at Indiana, 4/23/22
Triples: 1 (2x), last vs. K-State, 4/26/22
Home Runs: 1 at Omaha, 3/13/22
RBI: 3 at Omaha, 3/13/22
Stolen Bases: 1 (3x), last at Indiana, 4/24/22

JACKSON'S CAREER STATS

Year	AVG	GP	GS	AB	R	H	2B	3B	HR	RBI	TB	SLG%	BB	HBP	SO	GDP	OB%	SF	SH	SB-ATT	PO	A	E	FLD%
2022	.227	33	26	88	14	20	5	2	1	15	32	.364	7	4	21	0	.310	1	6	3-4	31	67	6	.942
TOTAL	**.227**	**33**	**26**	**88**	**14**	**20**	**5**	**2**	**1**	**15**	**32**	**.364**	**7**	**4**	**21**	**0**	**.310**	**1**	**6**	**3-4**	**31**	**67**	**6**	**.942**

#21 LUKE SARTORI

JR. • OF • R/R • LINCOLN, NEB.

SEASON HIGHS

Hits: 2 (3x), last at Ohio State, 4/3/22
Runs: 3 at Ohio State, 4/3/22
Doubles: ---
Triples: ---
Home Runs: 1 at Ohio State, 4/3/22
RBI: 4 at Ohio State, 4/3/22
Stolen Bases: 1 (4x), last vs. BYU, 4/15/22

CAREER HIGHS

Hits: 2 (3x), last at Ohio State, 4/3/22
Runs: 3 at Ohio State, 4/3/22
Doubles: ---
Triples: ---
Home Runs: 1 at Ohio State, 4/3/22
RBI: 4 at Ohio State, 4/3/22
Stolen Bases: 1 (4x), last vs. BYU, 4/15/22

SARTORI'S CAREER STATS

Year	AVG	GP	GS	AB	R	H	2B	3B	HR	RBI	TB	SLG%	BB	HBP	SO	GDP	OB%	SF	SH	SB-ATT	PO	A	E	FLD%
2021	1.000	5	0	1	1	1	0	0	0	1	1	1.000	0	0	0	0	1.000	0	0	0-1	0	0	0	.000
2022	.177	35	18	62	14	11	0	0	1	9	14	.226	8	3	19	0	.301	0	2	4-4	41	1	0	1.000
TOTAL	**.190**	**40**	**18**	**63**	**15**	**12**	**0**	**0**	**1**	**10**	**15**	**.238**	**8**	**3**	**19**	**0**	**.311**	**0**	**2**	**4-5**	**41**	**1**	**0**	**1.000**

#25 DREW CHRISTO

FR. • RHP • L/R • ELKHORN, NEB.

SEASON HIGHS

Innings: 2.0 at Omaha, 4/6/22
Runs: 5 vs. Rutgers, 4/10/22
Earned Runs: 3 at Omaha, 4/6/22
Walks: 3 vs. New Mexico State, 3/16/22
Strikeouts: 2 (2x), last vs. Rutgers, 4/10/22

CAREER HIGHS

Innings: 2.0 at Omaha, 4/6/22
Runs: 5 vs. Rutgers, 4/10/22
Earned Runs: 3 at Omaha, 4/6/22
Walks: 3 vs. New Mexico State, 3/16/22
Strikeouts: 2 (2x), last vs. Rutgers, 4/10/22

CHRISTO'S CAREER STATS

Year	ERA	W	L	App	GS	CG	SHO	CBO	SV	IP	H	R	ER	BB	SO	2B	3B	HR	BF	B/Avg	WP	HBP	BK	SFA	SHA
2022	8.44	0	1	5	2	0	0	0	0	5.1	10	12	5	5	5	3	0	3	35	.370	1	2	0	0	0
TOTAL	**8.44**	**0**	**1**	**5**	**2**	**0**	**0**	**0**	**0**	**5.1**	**10**	**12**	**5**	**5**	**5**	**3**	**0**	**3**	**35**	**.370**	**1**	**2**	**0**	**0**	**0**

#26 DREW WESSEL

RFR. • C • R/R • OMAHA, NEB.

SEASON HIGHS

Hits: ---
Runs: 1 vs. Texas A&M-CC, 3/20/22
Doubles: ---
Triples: ---
Home Runs: ---
RBI: ---
Stolen Bases: ---

CAREER HIGHS

Hits: ---
Runs: 1 vs. Texas A&M-CC, 3/20/22
Doubles: ---
Triples: ---
Home Runs: ---
RBI: ---
Stolen Bases: ---

WESSEL'S CAREER STATS

Year	AVG	GP	GS	AB	R	H	2B	3B	HR	RBI	TB	SLG%	BB	HBP	SO	GDP	OB%	SF	SH	SB-ATT	PO	A	E	FLD%
2022	.000	1	0	1	1	0	0	0	0	0	0	.000	0	0	0	0	.000	0	0	0-0	2	0	1	.667
TOTAL	**.000**	**1**	**0**	**1**	**1**	**0**	**0**	**0**	**0**	**0**	**0**	**.000**	**0**	**0**	**0**	**0**	**.000**	**0**	**0**	**0-0**	**2**	**0**	**1**	**.667**

#27 JAKE BUNZ

SR. • LHP • L/L • ELKHORN, NEB.

SEASON HIGHS

Innings: 0.1 at Sam Houston, 2/19/22
Runs: ---
Earned Runs: ---
Walks: ---
Strikeouts: 1 at Sam Houston, 2/19/22

CAREER HIGHS

Innings: 4.0 (2x), last vs. Minnesota, 3/27/21
Runs: 3 vs. Iowa, 3/14/21
Earned Runs: 3 vs. Iowa, 3/14/21
Walks: 3 (3x), last at Arkansas, 6/5/21
Strikeouts: 5 (2x), last vs. Minnesota, 3/27/21

BUNZ'S CAREER STATS

Year	ERA	W	L	App	GS	CG	SHO	CBO	SV	IP	H	R	ER	BB	SO	2B	3B	HR	BF	B/Avg	WP	HBP	BK	SFA	SHA
2021	2.20	2	1	20	3	0	0	3	1	32.2	19	8	8	20	42	3	1	2	135	.168	3	1	0	0	1
2022	0.00	0	0	1	0	0	0	0	0	0.1	0	0	0	0	1	0	0	0	1	.000	0	0	0	0	0
TOTAL	**2.18**	**2**	**1**	**21**	**3**	**0**	**0**	**3**	**1**	**33.0**	**19**	**8**	**8**	**20**	**43**	**3**	**1**	**2**	**136**	**.167**	**3**	**1**	**0**	**0**	**1**

#28 KOTY FRANK

SR. • RHP • R/R • TUSHKA, OKLA.

SEASON HIGHS

Innings: 6.2 (2x), last vs. BYU, 4/14/22
Runs: 6 vs. Michigan, 3/25/22
Earned Runs: 6 vs. Michigan, 3/25/22
Walks: 4 at Indiana, 4/24/22
Strikeouts: 10 vs. Northwestern State, 3/4/22

CAREER HIGHS

Innings: 6.2 (2x), last vs. BYU, 4/14/22
Runs: 6 vs. Michigan, 3/25/22
Earned Runs: 6 vs. Michigan, 3/25/22
Walks: 4 at Indiana, 4/24/22
Strikeouts: 10 vs. Northwestern State, 3/4/22

FRANK'S CAREER STATS

Year	ERA	W	L	App	GS	CG	SHO	CBO	SV	IP	H	R	ER	BB	SO	2B	3B	HR	BF	B/Avg	WP	HBP	BK	SFA	SHA
2021	4.94	3	1	13	0	0	0	1	1	27.1	19	16	15	13	21	1	0	3	116	.202	1	6	0	1	2
2022	3.95	3	0	9	6	0	0	2	0	43.1	42	24	19	15	49	11	1	5	189	.255	2	4	0	1	3
TOTAL	**4.33**	**6**	**1**	**22**	**6**	**0**	**0**	**3**	**1**	**70.2**	**61**	**40**	**34**	**28**	**70**	**12**	**1**	**8**	**305**	**.236**	**3**	**10**	**0**	**2**	**5**

#30 WILL WALSH

RFR. • INF/LHP • R/L • LEAWOOD, KAN.

SEASON HIGHS

Innings: 0.2 vs. Rutgers, 4/10/22
Runs: 1 vs. Rutgers, 4/10/22
Earned Runs: 1 vs. Rutgers, 4/10/22
Walks: ---
Strikeouts: 1 vs. Rutgers, 4/10/22

CAREER HIGHS

Innings: 0.2 vs. Rutgers, 4/10/22
Runs: 1 vs. Rutgers, 4/10/22
Earned Runs: 1 vs. Rutgers, 4/10/22
Walks: ---
Strikeouts: 1 vs. Rutgers, 4/10/22

WALSH'S CAREER STATS

Year	ERA	W	L	App	GS	CG	SHO	CBO	SV	IP	H	R	ER	BB	SO	2B	3B	HR	BF	B/Avg	WP	HBP	BK	SFA	SHA
2022	13.50	0	0	1	0	0	0	0	0	0.2	3	1	1	0	1	0	0	0	5	.600	1	0	0	0	0
TOTAL	**13.50**	**0**	**0**	**1**	**0**	**0**	**0**	**0**	**0**	**0.2**	**3**	**1**	**1**	**0**	**1**	**0**	**0**	**0**	**5**	**.600**	**1**	**0**	**0**	**0**	**0**

SEASON HIGHS

Hits: ---
Runs: ---
Doubles: ---
Triples: ---
Home Runs: ---
RBI: ---
Stolen Bases: ---

CAREER HIGHS

Hits: ---
Runs: ---
Doubles: ---
Triples: ---
Home Runs: ---
RBI: ---
Stolen Bases: ---

WALSH'S CAREER STATS

Year	AVG	GP	GS	AB	R	H	2B	3B	HR	RBI	TB	SLG%	BB	HBP	SO	GDP	OB%	SF	SH	SB-ATT	PO	A	E	FLD%
2022	.000	2	0	2	0	0	0	0	0	0	0	.000	0	0	2	0	.000	0	0	0-0	0	0	0	.000
TOTAL	**.000**	**2**	**0**	**2**	**0**	**0**	**0**	**0**	**0**	**0**	**0**	**.000**	**0**	**0**	**2**	**0**	**.000**	**0**	**0**	**0-0**	**0**	**0**	**0**	**.000**

#32 CJ HOOD

FR. • RHP • R/R • HICKMAN, NEB.

SEASON HIGHS

Innings: 1.1 (2x), last vs. North Dakota State, 4/20/22
Runs: 4 vs. Rutgers, 4/10/22
Earned Runs: 4 vs. Rutgers, 4/10/22
Walks: 2 (3x), last vs. North Dakota State, 4/20/22
Strikeouts: 3 vs. Texas A&M-CC, 3/20/22

CAREER HIGHS

Innings: 1.1 (2x), last vs. North Dakota State, 4/20/22
Runs: 4 vs. Rutgers, 4/10/22
Earned Runs: 4 vs. Rutgers, 4/10/22
Walks: 2 (3x), last vs. North Dakota State, 4/20/22
Strikeouts: 3 vs. Texas A&M-CC, 3/20/22

HOOD'S CAREER STATS

Year	ERA	W	L	App	GS	CG	SHO	CBO	SV	IP	H	R	ER	BB	SO	2B	3B	HR	BF	B/Avg	WP	HBP	BK	SFA	SHA
2022	4.91	2	0	15	0	0	0	0	0	11.0	8	8	6	12	11	4	0	1	52	.229	4	2	0	3	0
TOTAL	**4.91**	**2**	**0**	**15**	**0**	**0**	**0**	**0**	**0**	**11.0**	**8**	**8**	**6**	**12**	**11**	**4**	**0**	**1**	**52**	**.229**	**4**	**2**	**0**	**3**	**0**

#33 JACKSON BROCKETT

FR. • LHP • L/L • OMAHA, NEB.

SEASON HIGHS

Innings: 5.1 vs. BYU, 4/16/22
Runs: 4 vs. K-State, 4/26/22
Earned Runs: 4 vs. K-State, 4/26/22
Walks: 3 vs. K-State, 4/26/22
Strikeouts: 4 vs. Rutgers, 4/10/22

CAREER HIGHS

Innings: 5.1 vs. BYU, 4/16/22
Runs: 4 vs. K-State, 4/26/22
Earned Runs: 4 vs. K-State, 4/26/22
Walks: 3 vs. K-State, 4/26/22
Strikeouts: 4 vs. Rutgers, 4/10/22

BROCKETT'S CAREER STATS

Year	ERA	W	L	App	GS	CG	SHO	CBO	SV	IP	H	R	ER	BB	SO	2B	3B	HR	BF	B/Avg	WP	HBP	BK	SFA	SHA
2022	6.10	0	0	9	2	0	0	0	0	20.2	19	15	14	11	20	2	1	2	95	.238	5	4	0	0	0
TOTAL	**6.10**	**0**	**0**	**9**	**2**	**0**	**0**	**0**	**0**	**20.2**	**19**	**15**	**14**	**11**	**20**	**2**	**1**	**2**	**95**	**.238**	**5**	**4**	**0**	**0**	**0**

#34 COLBY GOMES

JR. • RHP/INF • R/R • OMAHA, NEB.

SEASON HIGHS

Hits: 3 at Sam Houston, 2/18/22
Runs: 2 at Sam Houston, 2/18/22
Doubles: 1 (3x), last at Sam Houston, 2/19/22
Triples: ---
Home Runs: 1 (3x), last vs. Rutgers, 4/9/22
RBI: 3 (2x), last vs. Rutgers, 4/9/22
Stolen Bases: 1 vs. Rutgers, 4/9/22

CAREER HIGHS

Hits: 3 at Sam Houston, 2/18/22
Runs: 2 (3x), last at Sam Houston, 2/18/22
Doubles: 1 (11x), last at Sam Houston, 2/19/22
Triples: ---
Home Runs: 1 (4x), last vs. Rutgers, 4/9/22
RBI: 3 (4x), last vs. Rutgers, 4/9/22
Stolen Bases: 1 vs. Rutgers, 4/9/22

GOMES' CAREER STATS

Year	AVG	GP	GS	AB	R	H	2B	3B	HR	RBI	TB	SLG%	BB	HBP	SO	GDP	OB%	SF	SH	SB-ATT	PO	A	E	FLD%
2019	.209	44	43	148	19	31	8	0	1	18	42	.284	16	3	54	4	.296	2	3	0-2	326	17	4	.988
2020	.000	0	0	0	0	0	0	0	0	0	0	.000	0	0	0	0	.000	0	0	0-0	1	2	0	1.000
2022	.319	18	13	47	9	15	3	0	3	10	27	.574	2	2	18	1	.365	1	0	1-1	100	8	2	.982
TOTAL	**.236**	**62**	**56**	**195**	**28**	**46**	**11**	**0**	**4**	**28**	**69**	**.354**	**18**	**5**	**72**	**5**	**.312**	**3**	**3**	**1-3**	**427**	**27**	**6**	**.987**

SEASON HIGHS

Innings: 0.2 (2x), last at UT Arlington, 3/4/22
Runs: 4 at UT Arlington, 3/4/22
Earned Runs: 4 at UT Arlington, 3/4/22
Walks: 1 at UT Arlington, 3/4/22
Strikeouts: ---

CAREER HIGHS

Innings: 5.0 at San Diego State, 2/22/20
Runs: 5 (2x), last at Baylor, 2/15/20
Earned Runs: 5 (2x), last at Baylor, 2/15/20
Walks: 3 (2x), last vs. Columbia, 3/7/20
Strikeouts: 3 (2x), last vs. Columbia, 3/7/20

GOMES' CAREER STATS

Year	ERA	W	L	App	GS	CG	SHO	CBO	SV	IP	H	R	ER	BB	SO	2B	3B	HR	BF	B/Avg	WP	HBP	BK	SFA	SHA
2019	4.09	0	3	19	2	0	0	1	13	22.0	23	12	10	8	19	3	0	1	97	.271	2	2	0	2	0
2020	6.89	0	1	4	4	0	0	0	0	15.2	20	12	12	7	5	5	2	4	72	.328	0	1	0	3	0
2022	27.00	0	1	2	0	0	0	0	0	1.1	5	4	4	1	0	2	0	0	11	.556	0	1	0	0	0
TOTAL	**6.00**	**0**	**5**	**25**	**6**	**0**	**0**	**1**	**13**	**39.0**	**48**	**28**	**26**	**16**	**24**	**10**	**2**	**5**	**180**	**.310**	**2**	**4**	**0**	**5**	**0**

#36 QUINN MASON

JR. • RHP • R/R • GRETNA, NEB.

SEASON HIGHS

Innings: 1.0 vs. Texas A&M-CC, 3/20/22
Runs: ---
Earned Runs: ---
Walks: 3 vs. New Mexico State, 3/15/22
Strikeouts: ---

CAREER HIGHS

Innings: 3.0 vs. Northern Colorado, 3/11/20
Runs: 3 vs. Minnesota, 3/27/21
Earned Runs: 3 vs. Minnesota, 3/27/21
Walks: 3 vs. New Mexico State, 3/15/22
Strikeouts: 4 vs. Columbia, 3/8/20

MASON'S CAREER STATS

Year	ERA	W	L	App	GS	CG	SHO	CBO	SV	IP	H	R	ER	BB	SO	2B	3B	HR	BF	B/Avg	WP	HBP	BK	SFA	SHA
2020	1.50	1	0	3	1	0	0	0	0	6.0	4	2	1	1	8	2	0	0	23	.182	1	0	0	0	0
2021	81.00	0	0	2	0	0	0	0	0	0.1	2	3	3	2	0	0	0	0	5	.667	0	0	0	0	0
2022	0.00	0	0	3	0	0	0	0	0	1.1	2	0	0	4	0	0	0	0	9	.400	1	0	0	0	0
TOTAL	**4.70**	**1**	**0**	**8**	**1**	**0**	**0**	**0**	**0**	**7.2**	**8**	**5**	**4**	**7**	**8**	**2**	**0**	**0**	**37**	**.267**	**2**	**0**	**0**	**0**	**0**

#37 CHANDLER BENSON

FR. • LHP • L/L • FRISCO, TEXAS

SEASON HIGHS

Innings: 2.0 vs. Rutgers, 4/8/22
Runs: 2 vs. Michigan, 3/25/22
Earned Runs: 2 vs. Michigan, 3/25/22
Walks: 1 (3x), last vs. North Dakota State, 4/20/22
Strikeouts: 2 vs. Rutgers, 4/8/22

CAREER HIGHS

Innings: 2.0 vs. Rutgers, 4/8/22
Runs: 2 vs. Michigan, 3/25/22
Earned Runs: 2 vs. Michigan, 3/25/22
Walks: 1 (3x), last vs. North Dakota State, 4/20/22
Strikeouts: 2 vs. Rutgers, 4/8/22

BENSON'S CAREER STATS

Year	ERA	W	L	App	GS	CG	SHO	CBO	SV	IP	H	R	ER	BB	SO	2B	3B	HR	BF	B/Avg	WP	HBP	BK	SFA	SHA
2022	4.00	0	0	11	0	0	0	0	0	9.0	11	4	4	4	5	3	0	1	43	.297	0	2	0	0	0
TOTAL	**4.00**	**0**	**0**	**11**	**0**	**0**	**0**	**0**	**0**	**9.0**	**11**	**4**	**4**	**4**	**5**	**3**	**0**	**1**	**43**	**.297**	**0**	**2**	**0**	**0**	**0**

#38 EMMETT OLSON

SO. • LHP • L/L • DES PLAINES, ILL.

SEASON HIGHS

Innings: 6.2 vs. Rutgers, 4/9/22
Runs: 6 at Indiana, 4/23/22
Earned Runs: 2 (3x), last at Ohio State, 4/1/22
Walks: 3 vs. BYU, 4/15/22
Strikeouts: 5 (3x), last at Indiana, 4/23/22

CAREER HIGHS

Innings: 6.2 vs. Rutgers, 4/9/22
Runs: 6 at Indiana, 4/23/22
Earned Runs: 3 vs. Michigan, 5/29/21
Walks: 3 vs. BYU, 4/15/22
Strikeouts: 5 (3x), last at Indiana, 4/23/22

OLSON'S CAREER STATS

Year	ERA	W	L	App	GS	CG	SHO	CBO	SV	IP	H	R	ER	BB	SO	2B	3B	HR	BF	B/Avg	WP	HBP	BK	SFA	SHA
2021	4.50	1	0	10	0	0	0	0	0	12.0	13	9	6	6	16	0	0	1	57	.255	1	0	0	0	0
2022	2.45	1	3	25	4	0	0	1	1	40.1	38	26	11	11	39	8	0	3	177	.236	4	4	0	1	0
TOTAL	**2.92**	**2**	**3**	**35**	**4**	**0**	**0**	**1**	**1**	**52.1**	**51**	**35**	**17**	**17**	**55**	**8**	**0**	**4**	**234**	**.241**	**5**	**4**	**0**	**1**	**0**

#39 CORBIN HAWKINS

FR. • RHP • R/R • OMAHA, NEB.

SEASON HIGHS

Innings: 1.2 at Indiana, 4/23/22
Runs: 6 vs. Texas A&M-CC, 3/20/22
Earned Runs: 4 vs. Texas A&M-CC, 3/20/22
Walks: 1 (2x), last vs. Omaha, 4/27/22
Strikeouts: 2 (2x), last vs. Omaha, 4/27/22

CAREER HIGHS

Innings: 1.2 at Indiana, 4/23/22
Runs: 6 vs. Texas A&M-CC, 3/20/22
Earned Runs: 4 vs. Texas A&M-CC, 3/20/22
Walks: 1 (2x), last vs. Omaha, 4/27/22
Strikeouts: 2 (2x), last vs. Omaha, 4/27/22

HAWKINS' CAREER STATS

Year	ERA	W	L	App	GS	CG	SHO	CBO	SV	IP	H	R	ER	BB	SO	2B	3B	HR	BF	B/Avg	WP	HBP	BK	SFA	SHA
2022	6.75	0	1	9	0	0	0	0	0	8.0	10	10	6	2	7	2	1	2	39	.278	0	1	0	0	0
TOTAL	**6.75**	**0**	**1**	**9**	**0**	**0**	**0**	**0**	**0**	**8.0**	**10**	**10**	**6**	**2**	**7**	**2**	**1**	**2**	**39**	**.278**	**0**	**1**	**0**	**0**	**0**

#40 CALEB FEEKIN

JR. • LHP • L/L • PAPILLION, NEB.

SEASON HIGHS

Innings: 0.2 vs. New Mexico State, 3/15/22
Runs: 6 vs. New Mexico State, 3/15/22
Earned Runs: 6 vs. New Mexico State, 3/15/22
Walks: 3 vs. New Mexico State, 3/15/22
Strikeouts: 1 vs. New Mexico State, 3/15/22

CAREER HIGHS

Innings: 2.1 vs. Columbia, 3/8/20
Runs: 6 vs. New Mexico State, 3/15/22
Earned Runs: 6 vs. New Mexico State, 3/15/22
Walks: 3 (2x), last vs. New Mexico State, 3/15/22
Strikeouts: 2 (3x), last vs. NJIT, 6/6/21

FEEKIN'S CAREER STATS

Year	ERA	W	L	App	GS	CG	SHO	CBO	SV	IP	H	R	ER	BB	SO	2B	3B	HR	BF	B/Avg	WP	HBP	BK	SFA	SHA
2020	12.46	1	0	4	1	0	0	0	0	4.1	5	6	6	6	2	0	0	1	26	.278	2	2	0	0	0
2021	3.18	0	0	11	0	0	0	2	0	11.1	10	4	4	6	13	1	0	3	50	.238	0	1	0	1	0
2022	81.00	0	0	1	0	0	0	0	0	0.2	3	6	6	3	1	0	0	1	8	.600	0	0	0	0	0
TOTAL	**8.82**	**1**	**0**	**16**	**1**	**0**	**0**	**2**	**0**	**16.1**	**18**	**16**	**16**	**15**	**16**	**1**	**0**	**5**	**84**	**.277**	**2**	**3**	**0**	**1**	**0**

#41 TYLER MARTIN

SR. • LHP • L/L • WEBB CITY, MO.

SEASON HIGHS

Innings: 3.2 at Ohio State, 4/2/22
Runs: 6 vs. Rutgers, 4/10/22
Earned Runs: 6 vs. Rutgers, 4/10/22
Walks: 5 vs. Texas A&M-CC, 3/18/22
Strikeouts: 4 (2x), last vs. BYU, 4/16/22

CAREER HIGHS

Innings: 3.2 at Ohio State, 4/2/22
Runs: 6 vs. Rutgers, 4/10/22
Earned Runs: 6 vs. Rutgers, 4/10/22
Walks: 5 vs. Texas A&M-CC, 3/18/22
Strikeouts: 4 (2x), last vs. BYU, 4/16/22

MARTIN'S CAREER STATS

Year	ERA	W	L	App	GS	CG	SHO	CBO	SV	IP	H	R	ER	BB	SO	2B	3B	HR	BF	B/Avg	WP	HBP	BK	SFA	SHA
2019	8.44	0	0	8	0	0	0	1	0	10.2	14	12	10	5	8	1	1	2	52	.311	0	2	0	0	0
2020	8.44	0	0	5	0	0	0	0	0	5.1	4	5	5	7	3	1	0	0	27	.222	5	0	0	2	0
2021	2.16	2	0	10	0	0	0	1	0	8.1	6	2	2	2	7	1	0	0	34	.214	2	3	0	0	1
2022	5.23	2	0	17	0	0	0	1	0	20.2	17	13	12	10	21	5	0	1	97	.205	2	4	0	0	0
TOTAL	**5.80**	**4**	**0**	**40**	**0**	**0**	**0**	**3**	**0**	**45.0**	**41**	**32**	**29**	**24**	**39**	**8**	**1**	**3**	**210**	**.236**	**9**	**9**	**0**	**2**	**1**

#44 GABE SWANSEN

FR. • INF • R/R • JOHNSTON, IOWA

SEASON HIGHS

Hits: 2 at Indiana, 2/24/22
Runs: 2 at Indiana, 2/24/22
Doubles: ---
Triples: ---
Home Runs: 1 at Indiana, 2/24/22
RBI: 3 at Indiana, 2/24/22
Stolen Bases: ---

CAREER HIGHS

Hits: 2 at Indiana, 2/24/22
Runs: 2 at Indiana, 2/24/22
Doubles: ---
Triples: ---
Home Runs: 1 at Indiana, 2/24/22
RBI: 3 at Indiana, 2/24/22
Stolen Bases: ---

SWANSEN'S CAREER STATS

Year	AVG	GP	GS	AB	R	H	2B	3B	HR	RBI	TB	SLG%	BB	HBP	SO	GDP	OB%	SF	SH	SB-ATT	PO	A	E	FLD%
2022	.154	15	5	26	4	4	0	0	1	4	7	.269	4	1	6	1	.290	0	0	0-0	3	0	1	.750
TOTAL	**.154**	**15**	**5**	**26**	**4**	**4**	**0**	**0**	**1**	**4**	**7**	**.269**	**4**	**1**	**6**	**1**	**.290**	**0**	**0**	**0-0**	**3**	**0**	**1**	**.750**

#45 MATT GUTHMILLER

FR. • INF/OF • L/L • OMAHA, NEB.

SEASON HIGHS

Hits: ---
Runs: ---
Doubles: ---
Triples: ---
Home Runs: ---
RBI: ---
Stolen Bases: ---

CAREER HIGHS

Hits: ---
Runs: ---
Doubles: ---
Triples: ---
Home Runs: ---
RBI: ---
Stolen Bases: ---

GUTHMILLER'S CAREER STATS

Year	AVG	GP	GS	AB	R	H	2B	3B	HR	RBI	TB	SLG%	BB	HBP	SO	GDP	OB%	SF	SH	SB-ATT	PO	A	E	FLD%

#47 NICK WIMMERS

JR. • C • S/R • OREGONIA, OHIO

SEASON HIGHS

Hits: 2 at Ohio State, 4/2/22
Runs: 1 (2x), last vs. Rutgers, 4/9/22
Doubles: 1 at Ohio State, 4/2/22
Triples: ---
Home Runs: ---
RBI: 2 at Ohio State, 4/3/22
Stolen Bases: ---

CAREER HIGHS

Hits: 2 at Ohio State, 4/2/22
Runs: 1 (2x), last vs. Rutgers, 4/9/22
Doubles: 1 at Ohio State, 4/2/22
Triples: ---
Home Runs: ---
RBI: 2 at Ohio State, 4/3/22
Stolen Bases: ---

WIMMERS' CAREER STATS

Year	AVG	GP	GS	AB	R	H	2B	3B	HR	RBI	TB	SLG%	BB	HBP	SO	GDP	OB%	SF	SH	SB-ATT	PO	A	E	FLD%
2022	.280	13	8	25	2	7	1	0	0	3	8	.320	2	4	9	1	.419	0	3	0-0	0	0	0	.000
TOTAL	**.280**	**13**	**8**	**25**	**2**	**7**	**1**	**0**	**0**	**3**	**8**	**.320**	**2**	**4**	**9**	**1**	**.419**	**0**	**3**	**0-0**	**0**	**0**	**0**	**.000**

#48 ETHAN BRADFORD

JR. • LHP • L/L • LAWRENCE, KAN.

SEASON HIGHS

Innings: 2.0 at Sam Houston, 2/19/22
Runs: 3 vs. TCU, 2/26/22
Earned Runs: 3 vs. TCU, 2/26/22
Walks: 3 vs. TCU, 2/26/22
Strikeouts: 2 at Sam Houston, 2/19/22

CAREER HIGHS

Innings: 2.0 (3x), last at Sam Houston, 2/19/22
Runs: 3 vs. TCU, 2/26/22
Earned Runs: 3 vs. TCU, 2/26/22
Walks: 3 (2x), last vs. TCU, 2/26/22
Strikeouts: 4 vs. Northern Colorado, 3/11/20

BRADFORD'S CAREER STATS

Year	ERA	W	L	App	GS	CG	SHO	CBO	SV	IP	H	R	ER	BB	SO	2B	3B	HR	BF	B/Avg	WP	HBP	BK	SFA	SHA
2020	6.75	0	0	2	0	0	0	0	0	2.2	1	2	2	3	4	0	0	0	12	.111	0	0	0	0	0
2021	0.00	0	0	3	0	0	0	0	0	3.1	1	2	0	6	3	0	0	0	17	.100	1	0	0	1	0
2022	4.76	0	0	4	0	0	0	0	0	5.2	6	3	3	3	3	1	0	0	24	.300	1	0	0	0	0
TOTAL	**3.86**	**0**	**0**	**9**	**0**	**0**	**0**	**0**	**0**	**11.2**	**8**	**7**	**5**	**12**	**10**	**1**	**0**	**0**	**53**	**.205**	**2**	**0**	**0**	**1**	**0**

#49 DAWSON MCCARVILEE

SR. • RHP • R/R • GLENDALE, ARIZ.

SEASON HIGHS

Innings: 6.0 (2x), last vs. Omaha, 4/27/22
Runs: 7 vs. Texas A&M-CC, 3/20/22
Earned Runs: 7 vs. Texas A&M-CC, 3/20/22
Walks: 3 vs. Rutgers, 4/10/22
Strikeouts: 10 vs. New Mexico State, 3/15/22

CAREER HIGHS

Innings: 7.0 (2x), last vs. New Mexico State, 4/17/21*
Runs: 7 vs. Texas A&M-CC, 3/20/22
Earned Runs: 7 vs. Texas A&M-CC, 3/20/22
Walks: 3 (3x), last vs. Rutgers, 4/10/22
Strikeouts: 10 vs. New Mexico State, 3/15/22

* set career high at Grand Canyon (2020-21)

MCCARVILLE'S CAREER STATS

Year	ERA	W	L	App	GS	CG	SHO	CBO	SV	IP	H	R	ER	BB	SO	2B	3B	HR	BF	B/Avg	WP	HBP	BK	SFA	SHA
2020	4.43	1	2	4	4	0	0	0	0	20.1	27	16	10	7	18	4	0	1	--	.329	5	2	0	0	3
2021	3.58	5	3	17	9	0	0	3	1	65.1	58	27	26	25	48	11	0	2	--	.240	4	6	2	0	4
2022	6.17	3	4	10	10	0	0	0	0	42.1	51	31	29	17	33	10	1	4	192	.305	2	5	0	0	3
TOTAL	**4.60**	**8**	**7**	**27**	**19**	**0**	**0**	**3**	**1**	**107.2**	**109**	**58**	**55**	**42**	**81**	**21**	**1**	**6**	**---**	**.267**	**6**	**11**	**2**	**0**	**7**

#51 MASON ORNELAS

JR. • RHP • R/R • FORT WORTH, TEXAS

SEASON HIGHS

Innings: 3.2 (2x), last vs. K-State, 4/26/22
Runs: 4 (2x), last vs. Texas A&M-CC, 3/20/22
Earned Runs: 4 last vs. Texas A&M-CC, 3/20/22
Walks: 2 (4x), last vs. Michigan, 3/27/22
Strikeouts: 4 (2x), last vs. K-State, 4/26/22

CAREER HIGHS

Innings: 4.0 vs. Xavier, 2/20/21
Runs: 5 vs. Auburn, 5/16/21
Earned Runs: 4 (2x), last vs. Texas A&M-CC, 3/20/22
Walks: 3 vs. Mississippi State, 5/1/21
Strikeouts: 6 (2x), last vs. Alabama, 4/10/21

ORNELAS' CAREER STATS

Year	ERA	W	L	App	GS	CG	SHO	CBO	SV	IP	H	R	ER	BB	SO	2B	3B	HR	BF	B/Avg	WP	HBP	BK	SFA	SHA
2020	1.08	1	0	7	0	0	0	0	0	8.1	3	1	1	1	13	0	0	1	--	.107	0	0	0	0	0
2021	5.11	3	2	18	1	0	0	0	0	37.0	39	25	21	12	42	9	0	3	--	.273	3	4	0	0	4
2022	5.86	2	0	13	0	0	0	0	0	27.2	26	22	18	15	22	6	1	4	124	.252	4	3	0	1	2
TOTAL	**4.93**	**6**	**2**	**38**	**1**	**0**	**0**	**0**	**0**	**73.0**	**68**	**48**	**40**	**28**	**77**	**15**	**1**	**8**	**---**	**.264**	**7**	**7**	**0**	**1**	**6**

PITCHER CAREER APPEARANCES

#8 SHAY SCHANAMAN

Date	Opponent	S/R	W/L/S	IP	H	HR	R-ER	BB-K
2/16/19	at UC Riverside (DH 2)	R	-	0.1	0	0	0-0	0-1
2/22/19	vs. Oregon St. (DH 2)	R	-	0.2	0	0	0-0	0-0
2/24/19	vs. Oregon St.	R	-	0.2	0	0	0-0	1-0
3/10/19	at Baylor	R	-	0.2	0	0	0-0	2-0
3/19/19	Air Force	R	-	0.2	1	0	0-0	1-0
3/24/19	Michigan State	R	S	0.1	0	0	0-0	0-1
3/26/19	at Creighton	R	W	1.1	0	0	0-0	0-3
3/31/19	at Minnesota (DH 2)	R	L	1.1	0	0	1-0	2-2
4/7/19	Purdue	R	-	2.1	0	0	0-0	0-4
4/13/19	at Penn State (DH 2)	R	S	1.0	0	0	0-0	0-1
4/17/19	at Omaha	R	-	1.0	1	1	1-1	0-0
4/21/19	at Iowa	R	-	0.1	1	0	1-1	2-0
4/23/19	at Creighton	R	-	1.0	0	0	0-0	2-0
4/28/19	Illinois	R	-	1.2	2	0	1-1	0-2
5/12/19	Arizona State	R	S	1.1	1	0	0-0	0-2
5/17/19	Michigan (DH 2)	R	L	1.0	3	2	4-4	1-1
5/26/19	vs. Ohio State	R	-	4.0	2	0	1-0	1-3
6/1/19	vs. Oklahoma State	R	-	0.1	0	0	0-0	0-1
6/2/19	vs. UConn	R	-	2.2	2	0	1-1	2-2
2/15/20	at Baylor	R	L	1.1	3	0	2-2	2-1
2/21/20	at San Diego	R	L	1.0	2	0	2-2	0-1
2/28/20	at Arizona State	R	-	0.1	2	0	4-4	2-0
3/7/20	Columbia (DH1)	R	W	1.2	1	0	0-0	0-1
3/7/20	Columbia (DH2)	R	L	1.0	0	0	0-0	0-1
3/10/20	Northern Colorado	R	W	5.0	1	0	0-0	0-6
3/6/21	vs. Purdue (DH 2)	S	W	6.0	1	0	0-0	3-5
3/14/21	vs. Ohio State	S	-	4.1	8	2	4-4	0-5
3/21/21	at Iowa	S	-	2.2	4	1	4-4	5-3
3/28/21	Minnesota	S	W	7.1	3	0	2-2	1-10
4/4/21	at Illinois	S	-	2.2	4	1	5-5	1-2
4/10/21	Maryland	S	W	6.0	2	1	3-3	0-11
4/18/21	at Penn State	S	W	6.0	7	0	2-1	0-5
4/25/21	at Michigan State	S	-	5.0	5	0	6-4	4-5
5/2/21	Rutgers	S	L	6.0	7	0	4-4	2-8
5/9/21	vs. Indiana	S	L	5.0	6	0	4-4	4-3
5/22/21	vs. Ohio State	S	-	5.1	9	1	7-6	2-5
5/29/21	Michigan (DH2)	R	-	4.0	3	0	0-0	0-5
6/6/21	vs. NJIT	S	W	7.0	4	1	2-1	3-5
2/19/22	at Sam Houston	S	L	4.0	6	0	5-4	2-4
2/26/22	vs. TCU	S	L	1.1	1	1	2-2	3-4
3/5/22	vs. Northwestern State	S	W	9.0	3	0	0-0	1-8
3/14/22	Omaha	S	-	6.0	3	1	2-1	4-6
3/19/22	Texas A&M-CC	S	L	6.2	3	0	2-1	3-5
3/26/22	Michigan	S	-	5.1	5	2	5-5	2-6
4/1/22	at Ohio State	S	W	6.1	6	1	1-1	3-8
4/8/22	Rutgers	S	L	6.0	9	3	7-7	1-7
4/15/22	BYU	S	L	7.0	2	0	3-0	2-5
4/22/22	at Indiana	S	L	4.0	8	1	7-6	1-3
4/26/22	K-State	R	-	0.1	0	0	0-0	0-0

#12 BRAXTON BRAGG

Date	Opponent	S/R	W/L/S	IP	H	HR	R-ER	BB-K
2/14/20	at Baylor	R	-	0.1	3	0	4-4	1-1
2/28/20	at Arizona State	R	-	1.2	0	0	0-0	1-1
3/7/20	Columbia (DH2)	R	L	0.1	2	0	2-2	1-1
3/10/20	Northern Colorado	S	-	3.0	2	0	0-0	1-3
3/5/21	vs. Purdue	R	-	4.0	2	0	1-0	0-6
3/12/21	vs. Ohio State	R	-	1.1	1	0	0-0	0-0
3/14/21	vs. Ohio State	R	L	0.2	1	1	2-2	1-1
3/20/21	at Iowa	R	W	2.0	3	0	1-1	1-3
3/26/21	Minnesota	R	-	2.0	3	0	1-1	0-2
4/2/21	at Illinois	R	-	1.1	3	0	2-2	1-1
4/10/21	Maryland	R	L	1.0	3	2	3-3	0-2
4/16/21	at Penn State	R	-	1.0	0	0	0-0	0-1
5/1/21	Rutgers	R	-	0.1	2	2	3-3	1-0
5/14/21	Northwestern	R	-	1.0	3	0	2-2	2-1
6/6/21	vs. NJIT	R	-	1.0	0	0	0-0	0-1
2/20/22	at Sam Houston	S	L	1.0	6	0	4-4	0-1
3/5/22	at UT Arlington	R	S	2.1	1	0	0-0	0-3
3/14/22	Omaha	R	W	0.1	0	0	0-0	0-0
3/16/22	New Mexico State	R	-	4.1	4	0	3-1	0-3
3/26/22	Michigan	R	L	3.0	1	0	2-1	1-3
4/1/22	at Ohio State	R	S	0.1	0	0	0-0	0-0
4/2/22	at Ohio State	R	-	1.0	0	0	0-0	0-2
4/9/22	Rutgers	R	L	2.0	1	1	2-2	0-2
4/14/22	BYU	R	S	1.0	0	0	0-0	0-1
4/15/22	BYU	R	L	2.0	2	1	1-1	0-2
4/20/22	North Dakota State	R	S	1.1	0	0	0-0	0-4
4/24/22	at Indiana	R	-	1.2	2	0	0-0	0-1
4/26/22	K-State	R	S	1.0	0	0	0-0	0-1

#19 KYLE PERRY

Date	Opponent	S/R	W/L/S	IP	H	HR	R-ER	BB-K
2/16/19	at UC Riverside (DH 2)	R	-	0.1	0	0	0-0	1-1
2/22/19	vs. Oregon St. (DH 2)	S	-	1.1	3	1	3-3	3-2
3/20/19	Air Force	S	W	4.0	6	0	1-1	1-9
3/26/19	at Creighton	S	-	3.2	3	0	1-1	1-4
4/2/19	at Kansas State	S	W	7.0	3	0	0-0	1-3
4/9/19	Creighton	S	L	2.1	4	1	5-5	1-4
4/17/19	at Omaha	S	-	0.2	1	0	3-3	4-1
4/23/19	at Creighton	R	-	0.0	0	0	0-0	1-0
4/26/19	Illinois	R	-	2.2	6	0	2-2	1-1
5/25/19	vs. Michigan (2)	S	-	3.1	2	0	1-1	3-2
6/2/19	vs. UConn	R	-	1.0	1	0	0-0	1-2
2/16/20	at Baylor	R	-	2.1	0	0	0-0	0-1
2/23/20	vs. Arizona	R	-	2.1	0	0	0-0	0-1
2/29/20	at Arizona State	R	-	4.0	5	0	5-5	2-2
3/6/20	Columbia	S	W	5.0	2	1	1-1	0-7
5/10/21	at Rutgers	S	-	1.0	3	0	2-2	0-1
5/23/21	vs. Ohio State	S	W	2.0	1	0	0-0	0-3
5/29/21	Michigan (DH2)	S	W	3.0	0	0	0-0	1-4
6/6/21	at Arkansas	S	-	4.1	3	0	3-2	3-7
2/18/22	at Sam Houston	S	-	1.1	2	0	5-5	5-2
2/25/22	vs. TCU	S	L	4.1	4	1	3-3	3-8
3/4/22	at UT Arlington	S	-	5.0	5	0	0-0	0-4
3/13/22	at Omaha	R	L	3.1	3	0	1-1	1-3
3/18/22	Texas A&M-CC	S	-	0.2	2	1	2-2	1-0

#25 DREW CHRISTO

Date	Opponent	S/R	W/L/S	IP	H	HR	R-ER	BB-K
2/19/22	at Sam Houston	R	-	0.0	1	1	2-2	0-0
3/16/22	New Mexico State	S	-	0.2	1	0	0-0	3-0
3/20/22	Texas A&M-CC	R	-	1.0	2	1	2-0	0-2
4/6/22	at Omaha	S	L	2.0	4	0	3-3	1-1
4/10/22	Rutgers	R	-	1.2	2	1	5-0	1-2

#27 JAKE BUNZ

Date	Opponent	S/R	W/L/S	IP	H	HR	R-ER	BB-K
3/7/21	vs. Purdue	S	-	3.0	1	0	0-0	2-5
3/14/21	vs. Iowa	S	L	4.0	5	0	3-3	2-2
3/20/21	at Iowa	R	-	1.0	1	0	0-0	0-1
3/28/21	Minnesota (DH2)	S	W	4.0	2	0	0-0	3-5
4/2/21	at Illinois	R	W	1.1	2	0	0-0	0-4
4/4/21	at Illinois	R	-	0.2	1	0	0-0	0-0
4/9/21	Maryland	R	-	0.2	0	0	0-0	1-2
4/10/21	Maryland	R	-	2.0	0	0	0-0	1-4
4/16/21	at Penn State	R	W	2.0	2	0	0-0	1-3
4/18/21	at Penn State	R	-	1.0	0	0	0-0	0-1
4/23/21	at Michigan State	R	-	2.0	1	0	0-0	0-3
4/30/21	Rutgers	R	-	2.0	0	0	1-1	3-1
5/8/21	vs. Indiana	R	-	2.2	0	0	1-1	2-1
5/10/21	at Rutgers	R	-	0.2	1	1	1-1	0-1
5/15/21	Northwestern	R	-	2.0	0	0	0-0	0-2
5/21/21	at Indiana	R	-	2.0	1	0	1-1	1-4
5/28/21	Michigan	R	-	1.0	0	0	0-0	1-2
6/4/21	vs. Northeastern	R	-	0.1	1	0	0-0	0-1

PITCHER CAREER APPEARANCES

6/5/21	at Arkansas	R	-	0.0	0	0	0-0	3-0
6/7/21	at Arkansas	R	-	0.1	1	1	1-1	0-0
2/19/22	at Sam Houston	R	-	0.1	0	0	0-0	0-1

#28 KOTY FRANK

Date	Opponent	S/R	W/L/S	IP	H	HR	R-ER	BB-K
3/7/21	vs. Purdue	R	-	1.0	0	0	0-0	1-2
3/14/21	vs. Iowa	R	-	2.2	3	0	0-0	0-0
3/21/21	at Iowa	R	W	2.0	2	1	2-2	0-3
3/28/21	Minnesota (DH2)	R	-	2.0	0	0	1-0	2-1
4/4/21	at Illinois	R	W	3.2	4	1	2-2	0-3
4/25/21	at Michigan State	R	-	3.0	3	0	0-0	0-3
5/2/21	Rutgers	R	-	2.2	4	0	2-2	2-1
5/8/21	vs. Indiana	R	-	1.0	1	1	4-4	3-0
5/10/21	at Rutgers	R	S	1.0	0	0	0-0	0-1
5/21/21	at Indiana	R	W	2.0	2	0	0-0	0-3
5/29/21	Michigan (DH1)	R	-	1.1	0	0	0-0	0-1
6/4/21	vs. Northeastern	R	W	3.2	0	0	2-2	2-2
6/7/21	at Arkansas	R	L	1.1	0	0	3-3	3-1
2/18/22	at Sam Houston	R	-	4.2	3	0	0-0	2-6
2/25/22	vs. TCU	R	-	3.2	2	0	1-1	2-2
3/4/22	vs. Northwestern State	S	W	6.2	5	0	0-0	2-10
3/13/22	at Omaha	S	-	5.0	3	1	3-2	3-4
3/18/22	Texas A&M-CC	R	-	2.0	6	0	4-1	1-1
3/25/22	Michigan	S	W	5.0	10	4	6-6	0-9
4/2/22	at Ohio State	S	-	4.1	6	0	5-4	1-1
4/14/22	BYU	S	-	6.2	1	0	0-0	0-7
4/24/22	at Indiana	S	W	5.1	6	0	5-5	4-9

#30 WILL WALSH

Date	Opponent	S/R	W/L/S	IP	H	HR	R-ER	BB-K
4/10/22	Rutgers	R	-	0.2	3	0	1-1	0-1

#32 CJ HOOD

Date	Opponent	S/R	W/L/S	IP	H	HR	R-ER	BB-K
2/19/22	at Sam Houston	R	-	1.0	1	0	0-0	0-1
2/26/22	vs. TCU	R	-	0.2	2	0	1-1	0-0
3/9/22	at Kansas State	R	-	1.0	0	0	0-0	0-2
3/18/22	Texas A&M-CC	R	-	0.1	0	0	2-1	1-0
3/20/22	Texas A&M-CC	R	-	1.0	1	0	0-0	1-3
3/27/22	Michigan	R	-	1.0	1	0	1-1	0-0
3/28/22	at Creighton	R	-	1.1	0	0	0-0	1-0
4/6/22	at Omaha	R	-	0.2	0	0	0-0	1-0
4/9/22	Rutgers	R	-	0.1	0	0	0-0	0-1
4/10/22	Rutgers	R	-	0.0	3	1	4-4	2-0
4/15/22	BYU	R	-	0.2	0	0	0-0	2-1
4/20/22	North Dakota State	R	W	1.1	0	0	0-0	2-2
4/22/22	at Indiana	R	-	0.1	0	0	0-0	0-0
4/26/22	K-State	R	W	0.2	0	0	0-0	2-0

#33 JACKSON BROCKETT

Date	Opponent	S/R	W/L/S	IP	H	HR	R-ER	BB-K
2/20/22	at Sam Houston	R	-	1.0	0	0	0-0	1-1
2/26/22	vs. TCU	R	-	0.1	0	0	2-2	2-0
3/16/22	New Mexico State	R	-	1.1	3	0	2-2	1-3
3/20/22	Texas A&M-CC	R	-	1.0	2	0	2-2	0-2
3/28/22	at Creighton	R	-	1.2	1	0	1-0	2-3
4/6/22	at Omaha	R	-	2.1	1	0	1-1	1-2
4/10/22	Rutgers	R	-	4.1	4	1	1-1	0-4
4/16/22	BYU	S	-	5.1	4	1	2-2	1-2
4/26/22	K-State	S	-	3.1	2	0	4-4	3-3

#34 COLBY GOMES

Date	Opponent	S/R	W/L/S	IP	H	HR	R-ER	BB-K
2/17/19	at UC Riverside	S	-	4.0	6	0	0-0	0-2
2/24/19	vs Oregon State	S	L	1.1	6	0	5-5	3-0
3/1/19	vs Texas Tech	R	S	1.0	0	0	0-0	0-2
3/9/19	at Baylor	R	S	0.1	0	0	0-0	0-0
3/19/19	Air Force	R	S	1.0	0	0	0-0	1-2
3/22/19	Michigan State	R	S	1.0	1	0	0-0	2-0
4/7/19	Purdue	R	-	1.0	0	0	0-0	0-1
4/12/19	at Penn State	R	S	1.0	0	0	0-0	0-2
4/13/19	at Penn State	R	S	1.0	0	0	0-0	0-0
4/17/19	at Omaha	R	S	1.0	0	0	0-0	0-3
4/21/19	at Iowa	R	S	1.0	0	0	0-0	0-1
4/28/19	Illinois	R	L	2.0	2	0	2-0	0-2
5/6/19	at Northwestern	R	S	1.0	1	0	1-1	0-1
5/11/19	Arizona State	R	S	1.0	1	0	0-0	0-1
5/16/19	Michigan	R	S	1.0	1	0	0-0	1-1
5/25/19	vs Michigan	R	S	0.1	0	0	0-0	0-0
5/26/19	vs Ohio State	R	-	1.0	1	0	0-0	0-1
5/31/19	vs UConn	R	S	1.0	1	0	0-0	0-0
6/1/19	vs Oklahoma State	R	L	1.0	3	1	4-4	1-0
2/15/20	at Baylor	S	-	2.0	7	2	5-5	1-0
2/22/20	at San Diego State	S	-	5.0	2	0	1-1	1-1
2/29/20	at Arizona State	S	L	4.1	5	1	3-3	2-1
3/7/20	Columbia	S	-	4.1	6	1	3-3	3-3
2/19/22	at Sam Houston	R	-	0.2	0	0	0-0	0-0
3/4/22	at UT Arlington	R	L	0.2	5	0	4-4	1-0

#36 QUINN MASON

Date	Opponent	S/R	W/L/S	IP	H	HR	R-ER	BB-K
2/28/20	at Arizona State	R	-	1.0	2	0	1-1	0-2
3/8/20	Columbia	R	-	2.0	1	0	1-0	0-4
3/11/20	Northern Colorado	S	W	3.0	1	0	0-0	1-2
3/28/21	Minnesota (DH2)	R	-	0.0	1	0	3-3	2-0
5/22/21	vs. Ohio State	R	-	0.1	1	0	0-0	0-0
2/18/22	at Sam Houston	R	-	0.1	1	0	0-0	1-0
3/15/22	New Mexico State	R	-	0.0	0	0	0-0	3-0
3/20/22	Texas A&M-CC	R	-	1.0	1	0	0-0	0-0

#37 CHANDLER BENSON

Date	Opponent	S/R	W/L/S	IP	H	HR	R-ER	BB-K
2/26/22	vs. TCU	R	-	1.0	0	0	0-0	0-0
3/15/22	New Mexico State	R	-	1.0	0	0	0-0	0-1
3/18/22	Texas A&M-CC	R	-	0.2	1	0	1-1	0-1
3/19/22	Texas A&M-CC	R	-	0.2	2	0	0-0	1-0
3/25/22	Michigan	R	-	1.0	3	1	2-2	0-1
3/27/22	Michigan	R	-	0.0	1	0	0-0	0-0
4/3/22	at Ohio State	R	-	1.0	1	0	0-0	0-0
4/8/22	Rutgers	R	-	2.0	1	0	0-0	0-2
4/15/22	BYU	R	-	0.1	0	0	1-1	1-0
4/20/22	North Dakota State	R	-	1.0	1	0	0-0	1-0
4/23/22	at Indiana	R	-	0.1	1	0	0-0	1-0

#38 EMMETT OLSON

Date	Opponent	S/R	W/L/S	IP	H	HR	R-ER	BB-K
3/14/21	vs. Ohio State	R	-	1.0	0	0	0-0	0-1
3/19/21	at Iowa	R	-	1.0	0	0	0-0	0-2
3/21/21	at Iowa	R	-	1.0	2	0	2-2	1-2
4/3/21	at Illinois	R	-	0.1	4	0	2-1	0-1
5/10/21	at Rutgers	R	-	2.1	1	0	0-0	1-2
5/14/21	Northwestern	R	-	1.0	1	0	0-0	1-1
5/22/21	vs. Ohio State	R	W	2.0	1	0	0-0	1-3
5/29/21	Michigan (DH2)	R	-	1.2	3	1	3-3	0-2
6/5/21	at Arkansas	R	-	1.1	0	0	2-0	2-2
6/7/21	at Arkansas	R	-	0.1	1	0	0-0	0-0
2/18/22	at Sam Houston	R	L	1.0	3	0	3-0	0-2
2/20/22	at Sam Houston	R	-	3.2	4	0	2-2	1-3
2/27/22	vs. TCU	R	-	4.0	1	0	0-0	0-2
3/4/22	vs. Northwestern State	R	S	2.1	0	0	0-0	0-3
3/9/22	at Kansas State	S	L	3.0	7	1	4-2	1-4
3/14/22	Omaha	R	-	1.2	2	0	1-1	1-2
3/16/22	New Mexico State	R	W	1.0	0	0	0-0	0-1
3/19/22	Texas A&M-CC	R	-	1.0	2	0	2-1	1-1
3/26/22	Michigan	R	-	0.2	2	0	1-0	1-1
3/28/22	at Creighton	R	-	1.0	0	0	0-0	0-1
4/1/22	at Ohio State	R	-	2.1	3	0	2-2	0-3
4/6/22	at Omaha	R	-	1.0	0	0	0-0	0-1
4/9/22	Rutgers	S	-	6.2	3	0	3-1	1-5
4/15/22	BYU	S	-	5.0	2	1	2-1	3-5

PITCHER CAREER APPEARANCES

4/23/22	at Indiana	S	L	6.0	9	1	6-1	2-5

#39 CORBIN HAWKINS

Date	Opponent	S/R	W/L/S	IP	H	HR	R-ER	BB-K
3/15/22	New Mexico State	R	-	0.1	0	0	0-0	0-1
3/19/22	Texas A&M-CC	R	-	0.2	0	0	0-0	0-1
3/20/22	Texas A&M-CC	R	-	1.0	6	2	6-4	0-2
3/27/22	Michigan	R	-	0.1	0	0	0-0	1-0
4/8/22	Rutgers	R	-	1.0	0	0	0-0	0-0
4/16/22	BYU	R	L	1.0	1	0	2-0	0-1
4/20/22	North Dakota State	R	-	1.0	0	0	0-0	0-0
4/23/22	at Indiana	R	-	1.2	3	0	2-2	0-0
4/26/22	K-State	R	-	1.0	0	0	0-0	1-2

#40 CALEB FEEKIN

Date	Opponent	S/R	W/L/S	IP	H	HR	R-ER	BB-K
2/15/20	at Baylor	R	-	1.0	1	0	1-1	3-1
2/28/20	at San Diego State	R	-	1.0	1	0	0-0	0-0
2/28/20	at Arizona State	R	-	0.0	1	0	4-4	2-0
3/8/20	Columbia	S	-	2.1	2	1	1-1	1-1
3/6/21	vs. Purdue (DH 2)	R	-	1.0	1	0	0-0	0-2
3/12/21	vs. Ohio State	R	-	1.2	1	1	1-1	1-1
3/14/21	vs. Iowa	R	-	2.0	1	0	0-0	0-1
3/19/21	at Iowa	R	-	0.2	1	0	0-0	0-1
3/28/21	Minnesota	R	-	1.0	0	0	0-0	2-1
4/10/21	Maryland	R	-	1.0	0	0	0-0	0-1
4/30/21	Rutgers	R	-	0.2	1	0	0-0	1-2
5/2/21	Rutgers	R	-	0.1	0	0	0-0	1-0
5/10/21	at Rutgers	R	-	1.0	3	0	1-1	0-1
5/23/21	vs. Ohio State	R	-	1.0	1	0	0-0	1-2
6/6/21	vs. NJIT	R	-	1.0	1	1	2-2	1-2
3/15/22	New Mexico State	R	-	0.2	3	1	6-6	3-1

#41 TYLER MARTIN

Date	Opponent	S/R	W/L/S	IP	H	HR	R-ER	BB-K
3/20/19	Air Force	R	-	1.0	0	0	0-0	0-0
4/2/19	at Kansas State	R	-	1.0	1	0	0-0	1-0
4/9/19	Creighton	R	-	1.0	1	0	0-0	0-1
4/16/19	Kansas State	R	-	2.0	1	1	1-1	1-1
4/20/19	at Iowa	R	-	1.0	5	0	5-5	1-1
4/26/19	Illinois	R	-	0.1	0	0	0-0	0-0
5/10/19	Arizona State	R	-	1.0	3	1	3-3	0-1
5/25/19	vs. Michigan (1)	R	-	3.1	3	0	3-1	2-4
2/14/20	at Baylor	R	-	1.2	1	0	0-0	1-0
2/21/20	at San Diego	R	-	0.2	0	0	1-1	1-0
2/29/20	at Arizona State	R	-	1.1	3	0	4-4	2-1
3/8/20	Columbia	R	-	0.2	0	0	0-0	1-1
3/11/20	Northern Colorado	R	-	1.0	0	0	0-0	2-1
3/14/21	vs. Ohio State	R	-	0.2	0	0	0-0	0-0
3/21/21	at Iowa	R	-	1.1	1	0	0-0	0-1
3/27/21	Minnesota (DH1)	R	-	0.2	0	0	2-2	1-1
4/3/21	at Illinois	R	-	1.0	1	0	0-0	0-0
4/10/21	Maryland	R	-	1.0	0	0	0-0	0-2
4/24/21	at Michigan State	R	-	0.0	1	0	0-0	0-0
5/10/21	at Rutgers	R	W	1.0	2	0	0-0	0-1
5/23/21	vs. Ohio State	R	-	0.1	0	0	0-0	0-1
5/29/21	Michigan (DH1)	R	-	0.2	0	0	0-0	0-0
6/5/21	at Arkansas	R	-	1.2	1	0	0-0	0-2
2/18/22	at Sam Houston	R	-	0.2	0	0	0-0	0-1
2/20/22	at Sam Houston	R	-	0.2	0	0	0-0	1-0
2/26/22	vs. TCU	R	-	0.2	1	0	0-0	1-0
3/5/22	at UT Arlington	R	-	1.0	0	0	0-0	1-1
3/9/22	at Kansas State	R	-	2.0	0	0	0-0	0-2
3/16/22	New Mexico State	R	-	1.0	1	0	0-0	0-1
3/18/22	Texas A&M-CC	R	-	1.0	0	0	3-2	5-2
3/25/22	Michigan	R	-	0.1	1	0	0-0	0-0
3/27/22	Michigan	R	-	0.0	0	0	1-1	0-0
3/28/22	at Creighton	R	-	1.1	0	0	0-0	0-1
4/2/22	at Ohio State	R	W	3.2	1	0	0-0	0-4
4/6/22	at Omaha	R	-	1.0	2	0	1-1	0-1
4/10/22	Rutgers	R	-	0.2	5	1	6-6	0-1
4/14/22	BYU	R	W	1.1	0	0	0-0	0-1
4/16/22	BYU	R	-	2.2	3	0	0-0	0-4
4/20/22	North Dakota State	R	-	0.2	1	0	0-0	1-0
4/24/22	at Indiana	R	-	2.0	2	0	2-2	1-2

#48 ETHAN BRADFORD

Date	Opponent	S/R	W/L/S	IP	H	HR	R-ER	BB-K
2/29/20	at Arizona St.	R	-	0.2	1	0	2-2	2-0
3/11/20	Northern Colorado	R	-	2.0	0	0	0-0	1-4
4/17/21	at Penn State	R	-	1.0	0	0	0-0	1-2
5/9/21	vs. Indiana	R	-	2.0	1	0	0-0	2-1
5/22/21	vs. Ohio State	R	-	0.1	0	0	2-0	3-0
2/19/22	at Sam Houston	R	-	2.0	2	0	0-0	0-2
2/20/22	at Sam Houston	R	-	1.0	0	0	0-0	0-0
2/26/22	vs. TCU	R	-	1.2	3	0	3-3	3-0
3/4/22	at UT Arlington	R	-	1.0	1	0	0-0	0-1

#49 DAWSON MCCARVILLE

Date	Opponent	S/R	W/L/S	IP	H	HR	R-ER	BB-K
2/16/20	Oklahoma State	S	W	5.2	5	0	2-2	2-5
2/23/20	CSUN	S	L	5.0	8	1	4-2	2-7
3/1/20	at Stanford	S	L	5.2	6	0	6-2	1-4
3/7/20	Pacific	S	-	4.0	8	0	4-4	2-2
2/20/21	Missouri	R	L	1.1	1	0	2-2	1-2
2/25/21	Oregon State	R	-	1.1	1	0	0-0	2-2
2/27/21	Oregon State	R	-	1.2	5	0	4-4	2-0
3/12/21	UTRGV	R	-	2.2	2	0	0-0	0-2
3/20/21	Seattle U	R	-	2.2	5	0	4-4	1-1
3/23/21	Pepperdine	S	L	4.0	5	1	6-6	2-4
3/28/21	at Tulane	R	-	3.0	0	0	0-0	1-3
4/2/21	at Utah Valley	R	-	4.0	0	0	0-0	1-4
4/10/21	Northern Colorado	S	W	7.0	4	0	0-0	2-8
4/17/21	at NM State	S	W	7.0	5	0	0-0	3-7
4/21/21	Arizona State	R	-	0.1	0	0	0-0	0-0
5/1/21	at Sacramento State	S	W	6.0	7	0	0-0	1-5
5/8/21	Dixie State	S	-	5.1	6	0	1-1	1-2
5/15/21	at Tarleton	S	W	6.0	4	0	1-1	1-1
5/21/21	Cal Baptist	S	W	5.2	4	0	1-1	2-5
5/29/21	vs. UTRGV	S	-	3.0	2	0	4-4	3-1
6/5/21	vs. Oklahoma State	S	L	4.1	7	1	4-3	2-1
2/19/22	at Sam Houston	S	-	4.0	5	0	3-1	1-3
2/27/22	vs. TCU	S	L	4.0	8	0	5-5	2-3
3/5/22	at UT Arlington	S	W	5.2	5	0	2-2	1-1
3/15/22	New Mexico State	S	W	6.0	1	0	0-0	2-10
3/20/22	Texas A&M-CC	S	L	2.0	7	0	7-7	1-1
3/27/22	Michigan	S	L	5.1	6	1	3-3	2-8
4/3/22	at Ohio State	S	-	4.0	6	0	3-3	2-2
4/10/22	Rutgers	S	L	1.2	2	1	2-2	3-2
4/20/22	North Dakota State	S	-	3.2	5	1	3-3	2-0
4/26/22	K-State	S	W	6.0	6	1	3-3	1-3

#51 MASON ORNELAS

Date	Opponent	S/R	W/L/S	IP	H	HR	R-ER	BB-K
2/14/20	Miami	R	-	1.0	0	0	0-0	0-0
2/18/20	Stephen F. Austin	R	-	1.0	0	0	0-0	0-0
2/21/20	Army	R	-	1.1	0	0	0-0	0-4
2/23/20	Army	R	W	0.1	1	1	1-1	1-0
2/29/20	vs. UCLA	R	-	2.2	1	0	0-0	0-2
3/6/20	New Mexico State	R	-	1.0	1	0	0-0	0-3
3/10/20	at Rice	R	-	1.0	0	0	0-0	0-1
2/20/21	Xavier	S	-	4.0	1	0	0-0	1-6
2/24/21	Tarleton	R	-	2.2	2	0	0-0	0-5
3/7/21	New Mexico State	R	-	2.0	1	0	0-0	0-1
3/16/21	at Houston	R	W	3.0	0	0	0-0	0-5
3/20/21	at Florida	R	-	3.1	6	1	4-4	0-4
3/23/21	Rice	R	-	0.2	1	0	1-1	0-0

PITCHER CAREER APPEARANCES

3/28/21	Georgia	R	-	1.2	4	0	3-3	1-2
4/3/21	at Missouri	R	-	0.1	0	0	0-0	1-0
4/6/21	at Sam Houston	R	-	2.0	1	0	0-0	0-1
4/10/21	Alabama	R	-	3.2	7	0	2-2	0-6
4/18/21	at Arkansas	R	-	1.1	3	1	3-3	1-2
4/20/21	Texas Southern	R	W	2.2	2	0	0-0	0-4
4/24/21	Tennessee	R	W	3.0	2	0	1-1	0-2
5/1/21	at Mississippi State	R	-	3.0	1	0	0-0	3-1
5/4/21	vs. UT Arlington	R	-	1.0	2	0	2-2	0-0
5/8/21	Ole Miss	R	L	0.2	2	1	3-3	1-0
5/16/21	at Auburn	R	L	1.0	2	0	5-1	3-0
2/26/22	vs. TCU	R	-	2.1	2	0	0-0	1-2
3/4/22	at UT Arlington	R	-	2.0	0	0	0-0	1-0
3/9/22	at Kansas State	R	-	2.0	1	0	2-0	2-1
3/14/22	Omaha	R	-	1.0	2	0	2-2	2-1
3/18/22	Texas A&M-CC	R	W	1.2	1	0	0-0	0-2
3/20/22	Texas A&M-CC	R	-	2.0	3	2	4-4	1-1
3/27/22	Michigan	R	-	2.2	1	0	1-1	2-1
4/3/22	at Ohio State	R	-	2.0	3	1	2-2	1-1
4/6/22	at Omaha	R	-	1.0	1	0	1-1	1-1
4/15/22	BYU	R	-	1.0	3	0	3-3	1-1
4/22/22	at Indiana	R	-	3.2	4	0	1-1	0-3
4/26/22	K-State	R	-	3.2	2	1	2-2	1-4

THE LAST TIME

LAST TIME A NEBRASKA HITTER HAD...

4 Hits in a Game:.....Griffin Everitt (4) at Indiana, April 24, 2022
Consecutive 4-Hit Games: .. Ben Miller (4 & 4) on April 8 & 9, 2017 - both vs. Maryland
5 Hits in a Game:..... Gunner Hellstrom (5) at Rutgers, April 21, 2018
6 Hits in a Game:..... Steve Edlefsen (6) vs. Iowa, April 11, 2006

2 Hits in an Inning:..... Brice Matthews (1B/1B), at Ohio State, April 3, 2022
2 Extra-Base Hits in an Inning:.....Cam Chick (HR/2B), Minnesota, March 28, 2021

7 At Bats in a Game:.....Griffin Everitt (7) at Indiana, April 24, 2022
8 At Bats in a Game:..... DJ Belfonte (8) at UL-Lafayette (15 inn.), Feb. 20, 2008
9 At Bats in a Game: ... Pat Kelly/Chad Christensen (9) vs. Northwestern (16 inn.), March 29, 2013

4 Runs in a Game:..... Cam Chick (4) at Ohio State, April 3, 2022
5 Runs in a Game:..... Steve Edlefsen at Iowa, April 11, 2006
6 Runs in a Game:.....Craig Moore vs. Chicago State, March 16, 1999

3 Doubles in a Game: ..... Joe Acker (3) vs. Maryland, April 9, 2021

2 Triples in a Game: .....Garrett Anglim (2) at UT Arlington, March 5, 2022
2 Triples in Consecutive Games: .. Blake Headley vs. Northern Colorado, March 10-11, 2015

2 HRs in a Game:..... Griffin Everitt vs. Omaha, March 14, 2022
3 HRs in a Game:.....Dan Johnson vs. Southern Utah (DH 1), March 6, 2001
2 HRs in an Inning: .. Curtis Ledbetter/Brandon Fusilier vs. South Dakota State (4th inning for both), March 13, 2005
HRs in Consecutive At Bats: .....Leighton Banjoff at Arizona State, March 1, 2020
Grand Slam:.....Luke Sartori at Ohio State, April 3, 2022
A Pinch-Hit Home Run:.....Ty Roseberry vs. Purdue, April 6, 2019
An Inside-the-Park Home Run:.....Joe Acker vs. Rutgers, April 30, 2021
An Inside-the-Park Grand Slam:..... Jaxon Hallmark at Kansas State, April 2, 2019
Led Off Game with Home Run (Away): .....Cam Chick at Baylor, Feb. 15, 2020
Led Off Game with Home Run (Home):..... Cam Chick vs. BYU, April 16, 2022
A Walk-Off Home Run to Win a Game: ... Steven Reveles vs. Loyola Marymount, March 11, 2016
Had a Homer and a Win, Same Game: .....Ben Miller vs. Creighton, April 4, 2017
Homered in First Career At-Bat:.....Max Anderson vs. Purdue, March 5, 2021
Homered in First Career Game:.....Max Anderson vs. Purdue, March 5, 2021
Freshman Homered in First Career Game:.....Max Anderson vs. Purdue, March 5, 2021
Back-to-Back Multi-HR Games: .. Scott Schreiber vs. Penn State (5/15/16) & at Creighton (5/17/16)
Homered in Three-Straight Games: ..... Cam Chick (3) (vs. BYU, vs. NDSU), 4/15-20/22

Hit For the Cycle:..... Steve Edlefsen at Iowa, April 11, 2006

6 RBI in a Game:..... Garrett Anglim vs. Michigan, March 25, 2022
7 RBI in a Game:.....Josh Scheffert (7) at Ohio State, April 15, 2012
8 RBI in a Game:.....Adam Bailey (8) vs. Creighton, May 18, 2010
9 or more RBI in a Game: .....Craig Moore (10) vs. Chicago State, March 16, 1999

10 or More Total Bases:.....Griffin Everitt (11) vs. Omaha, March 14, 2022

4 Walks in a Game:.....Cam Chick (5) at Ohio State, April 3, 2022
5 Walks in a Game:.....Cam Chick at Ohio State, April 3, 2022

5 Strikeouts in a Game:..... Kurt Farmer vs. UCLA, March 5, 2011

3 Stolen Bases:..... Jaxon Hallmark (3) at Rutgers, May 9, 2021
4 Stolen Bases:.....John Cole vs. Texas-San Antonio, Feb. 26, 2000
Stole Home:..... Brice Matthews at Illinois, April 4, 2021

3 HBP in a Game: .....Core Jackson (3) at Indiana, April 24, 2022

4 Sacrifice Bunts in Game: ..... Andrew Sawyers vs. Kansas State, April 4, 1998 (NCAA Record)

LAST TIME A NEBRASKA PITCHER HAD...

An Individual No-Hitter - 9 Innings:.....Richard Geier vs. Kansas, April 20, 1954
An Individual No-Hitter - 7 Innings:.....Anthony Kelley vs. Oklahoma, April 5, 1981
Note: Nate Fisher pitched 8.0 no-hit innings on March 9, 2019 at Baylor (not complete game)

A Combined No-Hitter: ..... Kyle Kubat (5.0), Tyler Niederklein (2.1), Dylan Vogt (1.2) vs. Arkansas, April 16, 2013

A 2-Hit Game (individual):..... Matt Waldron vs. Michigan State (DH 1), March 22, 2019
A 1-Hit Game (individual): . Michael Mariot vs. Houston Baptist (Game 2), March 13, 2010
A 1-Hit Game (combined): . Koty Frank (6.2), Tyler Martin (1.1), Braxton Bragg (1.0) vs. BYU, April 14, 2022

Picked off Two Base Runners in an Inning:...Aaron Bummer at The Citadel, March 1, 2014

A Complete Game - 9 innings: ... Shay Schanaman vs. Northwestern State, March 5, 2022
A Complete Game - less than 9 inn.:.....Shay Schanaman vs. BYU, April 15, 2022 (7 Inn.)
A Complete Game by a Freshman:... Matt Waldron (9 inn.) vs. Penn State, May 14, 2016
A Complete Game by a Freshman - 9 inn.: .. Matt Waldron vs. Penn State, May 14, 2016
Consecutive Complete Games - 9 inn.: .... Christian DeLeon vs. Ohio State & Minnesota, April 4/12, 2014

A Complete-Game Shutout - 9 Inn.: .. Shay Schanaman vs. Northwestern State, March 5, 2022
A Complete-Game Shutout - less than 9 inn.:.. Tom Lemke (7 inn.) vs. Oklahoma, March 28, 2010
Consecutive Shutouts: .. Shane Komine vs. Iowa State, April 28, 2000 & at Texas, May 6, 2000
A Complete-Game Shutout by a Freshman: ... Matt Waldron vs. Penn State, May 14, 2016

Immaculate Inning:.....Cade Povich vs. Michigan (1st Inning), May 28, 2021
A Three-Pitch Inning: .....Colton Howell vs. Northwestern, April 19, 2014

Hit 4 or More Batters in a Game: Matt Freeman (4) vs. Northern Colorado, March 24, 2009
Hit 5 or More Batters in a Game: .....Shane Komine (5) vs. Nicholls State, Feb. 19, 1999

10 Strikeouts in a Game:..... Koty Frank (10) vs. Northwestern State, March 4, 2022
10+ Strikeouts in a Game:..... Shay Schanaman (11) vs. Maryland, April 11, 2021
15+ Strikeouts in a Game:.....Joba Chamberlain (15) vs. New Mexico, Feb. 25, 2005

Struck out 4 Batters in an Inning: .. Michael Mariot (6th inning) vs. Texas A&M, April 30, 2010

Lost a Game Without Giving Up an Earned Run: .. Shay Schanaman vs. BYU, April 15, 2022

THE LAST TIME

LAST TIME NEBRASKA HAD...

25+ Runs:.....50 vs. Chicago State, March 16, 1999
20+ Runs:.....21 at UC Riverside, Feb. 15, 2019
10 Runs in an Inning:..... 11 at Baylor (1st), Feb. 14, 2020

20+ Hits: .....20 at Indiana, April 24, 2022

Every Husker Starter Had a Hit:.....at Indiana, April 24, 2022
Every Husker Starter Scored a Run: .....at Indiana, April 24, 2022
Every Husker Starter Had a Hit and Scored a Run: .....at Indiana, April 24, 2022

0 Strikeouts on Offense:.....vs. UNLV, March 30, 2014

0 Walks on Offense:.....vs. TCU, February 27, 2022

10+ Doubles:..... vs. Creighton (11), May 18, 2010
9+ Doubles:..... vs. Creighton (11), May 18, 2010
8+ Doubles:.....vs. Louisiana Tech (8), March 16, 2012
7+ Doubles:.....vs. Louisiana Tech (8), March 16, 2012
3 Consecutive Doubles:... Mike Waldron, Joe Acker, Mojo Hagge at Cal Poly, March 25, 2017

3 Triples: .....at UT Arlington (3), March 5, 2022

9 HRs:.....vs. Chicago State, March 16, 1999
6 HRs:..... vs. Southern Utah (1), March 6, 2001
5 HRs:.....at Arizona State, March 1, 2020
Back-to-Back Homers:.....Spencer Schwellenbach/Cam Chick (5th inn.) at Illinois, April 3, 2021
3 Consecutive Homers:..... Jed Dalton/Darin Erstad/Derek Dukart vs. Iowa State, May 15, 1994
2 Homers in an Inning:.....Leighton Banjoff/Cam Chick (6th inn.) at Indiana, April 27, 2022
3 Homers in an Inning:.....Cam Chick/Max Anderson/Jack Steil (3rd inn.) at Iowa, March 20, 2021

3 Triples: .....at UT Arlington (3), March 5, 2022

2 Grand Slams in a Game:..... Dan Wright/Jeff Leise vs. Western Illinois, April 19, 2000
Grand Slams in Back-to-Back Games:.... Max Anderson/Luke Sartori at Ohio State, April 2-3, 2022

10+ Stolen Bases: .....10 vs. Peru State, May 6, 1996
7+ Stolen Bases:..... 7 vs. Kansas State, April 26, 2022

Rallied from a 10-run deficit:... vs. North Dakota, March 30, 2010 (Trailed 10-0 in the 2nd, won 11-10)
Rallied from a deficit of 7 runs/greater:.....vs. Ohio State, May 22, 2021 (Trailed 9-2 after 6th, won 11-9)
Rallied from a deficit of 6 runs/greater:.....vs. Ohio State, May 22, 2021 (Trailed 9-2 after 6th, won 11-9)
Rallied from a deficit of 5 runs/greater:.....vs. Ohio State, May 22, 2021 (Trailed 9-2 after 6th, won 11-9)

Was shut out – General: .....at Iowa (3-0), March 19, 2021
Was shut out – At Home:..... Kansas State (5-0), April 16, 2019
Was shut out – On the Road: .....at Iowa (3-0), March 19, 2021

Held to 2 or fewer hits: ..... 2 vs. Rutgers, April 10, 2022

Swept a Conference Series: ..... at Ohio State (3-0), April 1-3, 2022
Were Swept in a Conference Series: ..... Rutgers (0-3), April 8-10, 2022
Were Swept in a Conference Series at Home..... Rutgers (0-3), April 8-10, 2022

Allowed 2 hits or less: .....vs. Maryland (2), April 11, 2021
Walked 10+: ..... at Arkansas (10), June 5, 2021
Walked 15+: ..... Wichita State (17), March 18, 2016

Struck out 15+ Batters: .....vs. Columbia (16 in 9 inn.), March 6, 2020
Struck out 30+ in a 3-Game Series:.....vs. Texas (33 in 3 games), March 27-29, 2015

Walk-Off Win: ..... Griffin Everitt, 6-5 vs. Omaha (9 inn.), March 14, 2022
2-Straight Walk-Off Wins:....Pat Kelly (Illinois, May 17, 2014) & Tanner Lubach (Ohio St., May 21, 2014)

2-Straight Complete Games:.. Chance Sinclair & Aaron Bummer (Ohio State) April 4-5, 2014
3-Straight Complete Games:... Christian DeLeon, Chance Sinclair & Aaron Bummer (Ohio St.), April 4-6, 2014

A Player Ejection:.....Michael Pritchard vs. UC Irvine (DH 1), March 15, 2014
A Head Coach Ejection:..... Will Bolt vs. TCU, February 27, 2022
An Assistant Coach Ejection:..... Eric Newman vs. Kansas, April 20, 2008

Turned a Triple Play: .....vs. Northern Colorado, March 27, 2007
Had a Triple Play Turned Against:..... vs. Michigan State, May 13, 2017

7 Errors in a Game: .....vs. Kansas State, March 11, 1997
6 Errors in a Game: .....vs. Michigan (6), May 25, 2019
5 Errors in a Game: .....vs. Michigan (6), May 25, 2019

Scored in every inning (9 inn.):.....vs. Texas Tech (W, 12-8), May 23, 2002
Lost a game without giving up an earned run:.....vs. BYU, April 15, 2022 (Lost 3-2)

LAST TIME A NEBRASKA OPPONENT HAD...

4 Hits in a Game:..... Bobby Whalen (4), at Indiana, April 23, 2022
5 Hits in a Game:.....Max Puls (5), vs. Texas A&M-CC, March 20, 2022

7 RBI in a Game:.....Lee Leskowski (7), Missouri, April 14, 2002

Hit for the Cycle:..... Ross Kivett (HR-3B-2B-1B), at Kansas State, March 26, 2014

2 Home Runs: .....Chris Brito (2), vs. Rutgers, April 10, 2022
3 Home Runs: ..... Jeff Larish, Arizona State, June 21, 2005
3 Home Runs in a Series:..... Ryan Lasko, vs. Rutgers, April 8-10, 2022

A Grand Slam: ..... Danny DiGeorgio, vs. Rutgers, April 10, 2022
2 Grand Slams in a Game:..... at Wichita State, March 2, 2018
3 Grand Slams in a Series:.....at Wichita State, March 2-4, 2018

Back-to-Back Homers:... M. Frey/J. Obertop/T. Burton/T. Flores (5th inn.), vs. Michigan, March 25, 2022
Back-to-Back-to-Back Homers:..... Michigan (5th inn.), March 25, 2022
Back-to-Back-to-Back-to-Back Homers: ..... Michigan (5th inn.), March 25, 2022
A Walk-Off Homer:.....Eli Wilson at Minnesota, March 29, 2019
Team Hit 9 HR in a Game: ..... at Missouri, April 1, 1998

10+ Runs in an Inning: ..... Rutgers (10 in the 7th), April 10, 2022

20+ Hits in a Game: ..... vs. Texas A&M-Corpus Christi (23), March 20, 2022

Stole Home:..... Bobby Whalen, at Indiana, April 23, 2022

A One-Hitter:..... Matt Smith, Oklahoma State, April 24, 1998
A No-Hitter:..... Jim Maddock, Missouri (13-0), May 3, 1981

A Complete Game (9 innings):.....Steve Hajjar, vs. Michigan, May 28, 2021

10 Strikeouts in a Game:..... Isaiah Coupet (14) at Ohio State, April 1, 2022

Walk-Off Win: .....at Omaha, 4-3, March 13, 2022 (RBI single in 9th)
Two Walk-Off Wins in a Series: .. at Minnesota [Games 1 (HR) & 3 (WP)], March 29-31, 2019

7 Errors in a Game: ..... vs. Northwestern (7), March 31, 2013