



# NEBRASKA BASKETBALL

## 2021-22 GAME NOTES



### GAME #31

OPPONENT: AT NO. 10 WISCONSIN  
DATE: SUNDAY, MARCH 6  
TIPOFF: 1 P.M. (CT)  
LOCATION: MADISON, WIS.  
ARENA: KOHL CENTER (17,287)

### GAME AT A GLANCE



2021-22 Record: ..... 24-5, 15-4 Big Ten  
Head Coach: ..... Greg Gard  
Record at WIS: ..... 143-75 (7th year)  
Career Record: ..... Same



**Huskers Radio Network**  
Play-by-Play: ..... Kent Pavelka  
Analyst: ..... Jake Muhleisen



2021-22 Record: ..... 9-21, 3-16 Big Ten  
Head Coach: ..... Fred Hoiberg  
Record at Nebraska: ..... 23-66 (3rd year)  
Career Record: ..... 138-122 (8th year)



**Big Ten Network**  
Play-by-Play: ..... Kevin Kugler  
Analyst: ..... Robbie Hummel  
*Also available on Fox Sports app*

Series History: ..... Wisconsin leads, 21-14  
Last Matchup: ..... Wis. 73, Neb. 65 (1/29/22)

### 2021-22 SCHEDULE

Date	RK	Opponent	TV/Online	Time
Nov. 9	-/-	Western Illinois	B1G+	L, 74-75
Nov. 12	-/-	Sam Houston	B1G+	W, 74-65
Nov. 16	-/-	Creighton (Gavitt Games)	FS1	L, 69-77
Nov. 19	-/-	Idaho State	B1G+	W, 78-60
Nov. 21	-/-	Southern	ESPNU	W, 82-59
Nov. 23	-/-	Tennessee State	B1G Network	W, 79-73
Nov. 27	-/-	South Dakota	B1G+	W, 83-70
Dec. 1	-/-	at NC State (B1G/ACC Challenge)	ESPNU	L, 100-104 (4OT)
Dec. 4	-/RV	at Indiana *	B1G Network	L, 55-68
Dec. 7	-/RV	Michigan *	ESPN2	L, 67-102
Dec. 11	-/18	vs. Auburn (Holiday Hoopsgiving)	ESPN2	L, 68-99
Dec. 19	-/-	Kansas State	B1G Network	L, 58-67
Dec. 22	-/-	Kennesaw State	ESPNU	W, 88-74
Jan. 2	-/13	Ohio State *	B1G Network	L, 79-87 (OT)
Jan. 5	-/10	at Michigan State *	B1G Network	L, 67-79
Jan. 8	-/-	at Rutgers *	B1G Network	L, 65-93
Jan. 11	-/25	Illinois *	B1G Network	L, 71-81
Jan. 14	-/7	at Purdue *	FS1	L, 65-93
Jan. 17	-/-	Indiana *	B1G Network	L, 71-78
Jan. 27	-/11	Wisconsin *	B1G Network	L, 65-73
Jan. 29	-/-	Rutgers *	B1G Network	L, 61-63
Feb. 1	-/-	at Michigan *	B1G Network	L, 79-85
Feb. 5	-/-	Northwestern *	B1G Network	L, 63-87
Feb. 9	-/-	Minnesota *	B1G Network	W, 78-65
Feb. 13	-/-	at Iowa *	FS1	L, 75-98
Feb. 18	-/-	Maryland *	B1G Network	L, 74-90
Feb. 22	-/-	at Northwestern *	B1G Network	L, 65-77
Feb. 25	-/25	Iowa *	FS1	L, 78-88
Feb. 27	-/-	at Penn State *	B1G Network	W, 93-70
March 1	-/23	at Ohio State *	B1G Network	W, 78-70
March 6	-/10	at Wisconsin *	B1G Network	1 p.m.
March 9-13		at Big Ten Tournament		TBA

\*-Big Ten Conference Game; Home games are in red and bold; All times listed as central.

### ON THE AIR

**Radio:** Sunday's game will be carried on the Huskers Radio Network with Kent Pavelka and Jake Muhleisen, including KLIN (1400 AM) in Lincoln, KXSP (590 AM) in Omaha and KRNV (880 AM) in Lexington and will also be available on Huskers.com and the Huskers app.

**TV/Online:** Sunday's game will be televised on BTN with Kevin Kugler and Robbie Hummel on the call. It is also available on the web, mobile devices and connected TVs via the Fox Sports App.

## HUSKERS LOOK TO KNOCK OFF NO. 10 WISCONSIN SUNDAY AFTERNOON

The Nebraska men's basketball team looks to close the regular season with its third straight road win, as the Huskers travel to Madison, Wis., to take on Big Ten regular-season champion Wisconsin on Sunday afternoon. Tipoff between the Huskers and No. 10 Badgers at the Kohl Center is set for 1 p.m. (central) and the game will be carried on the Big Ten Network and the Huskers Radio Network.

The Huskers (9-21, 3-16 Big Ten) return to the road after their most impressive outing of the season, knocking off No. 23 Ohio State, 78-70, in Columbus on Tuesday. NU, which was playing its third game in five days, shot nearly 50 percent from the field, committed just four turnovers and held the Buckeyes to 39 percent shooting. Bryce McGowens continued to make his case of Big Ten Freshman of the Year with a game-high 26 points on 8-of-15 shooting, while Alonzo Verge (15 points/11 assists) and C.J. Wilcher (15 points) joined McGowens in double figures. NU held Ohio State to 2-of-13 shooting in a 13-minute stretch spanning both halves that saw NU turn a three-point deficit to a 10-point lead it would not relinquish.

McGowens has played some of his best basketball down the stretch, as he is averaging 20.8 points and 5.8 rebounds per game over his last five contests and now leads all true freshmen nationally in scoring at 17.2 points per game. He averaged 25.5 points per game on 57 percent shooting during the Huskers' two-game road trip.

Another key to NU's improved play in recent games is senior Alonzo Verge Jr., who is averaging 15.0 points and 5.8 assists per game over the last five contests.

Wisconsin (24-5, 15-4 Big Ten) can earn the outright Big Ten title and the No. 1 seed in next week's Big Ten Tournament with a win over NU on Sunday or with an Iowa win over Illinois Sunday evening. Wisconsin, which is 10th in both national polls this week, comes off an emotional 70-67 win over No. 8 Purdue. Chucky Hepburn had 17 points, including a game-winning 3-pointer in the final seconds of regulation. Tyler Wahl led the Badgers with 19 points, while National Player of the Year candidate Johnny Davis had 16 points and eight rebounds. Davis leads the Badgers in scoring (20.3 ppg), rebounding (8.3 rpg) and assists (2.3 apg).

# 93

Nebraska's 93 points at Penn State on Feb. 27 marked the Huskers' highest road total in conference play since scoring 96 at Oklahoma on Jan. 20, 1999. It was only the third time NU scored 90+ points on the road in Big Ten play.

### 2021-22 ROSTER AT A GLANCE

No	Name	Pos.	Ht.	Wt.	Yr.	Hometown	GP/GS	MPG	PPG	RPG	APG
0	C.J. Wilcher	G	6-5	221	Fr.	Plainfield, N.J.	30/1	24.6	8.3	2.4	0.9
1	Alonzo Verge Jr.	G	6-3	164	Sr.	Chicago, Ill.	29/29	27.9	13.8	4.4	5.3
2	Trey McGowens	G	6-4	196	Jr.	Pendleton, S.C.	15/14	27.1	6.9	4.3	1.7
3	Quaran McPherson	G	6-3	199	Fr.	Queens, N.Y.	DNP				
4	Jackson Cronin	G	6-1	187	Fr.	Great Neck, N.Y.	12/0	1.3	0.6	0.1	0.0
5	Bryce McGowens	G	6-7	179	Fr.	Pendleton, S.C.	30/30	33.3	17.2	5.3	1.4
10	Kobe Webster	G	6-0	176	Sr.	Indianapolis, Ind.	28/1	19.8	6.1	1.5	1.4
11	Lat Mayen	F	6-9	217	Jr.	Adelaide, Australia	29/29	23.3	5.9	3.7	0.8
12	Sam Hoiberg	G	6-0	183	Fr.	Lincoln, Neb.	DNP				
13	Derrick Walker Jr.	F	6-9	239	Jr.	Kansas City, Mo.	30/30	26.0	9.1	6.0	1.4
14	Trevor Lakes	F	6-8	220	Sr.	Lebanon, Ind.	8/0	8.9	1.5	0.9	0.3
15	Chris McGraw	G	6-0	176	So.	Columbus, Ohio	6/0	1.3	0.0	0.0	0.2
21	Jace Piatkowski	G	6-3	177	RFr.	Omaha, Neb.	DNP				
23	Keon Edwards	G	6-7	204	Fr.	Houston, Texas	17/5	6.2	0.6	0.7	0.1
24	Denim Dawson	G/F	6-6	185	Fr.	San Bernardino, Calif.	DNP				
30	Keisei Tominaga	G	6-2	178	So.	Moriyama Nagoya Aichi, Japan	28/11	17.3	5.9	1.5	0.6
32	Wilhelm Breidenbach	F	6-10	227	Fr.	Rancho Santa Margarita, Calif.	10/0	15.7	3.7	2.7	0.6
33	Oleg Kojenets	F	7-0	223	Fr.	Kaunas, Lithuania	DNP				
35	Eduardo Andre	F	6-11	236	Fr.	London, England	28/0	11.5	3.1	3.4	0.3

2021-22 NEBRASKA BASKETBALL ROSTER

No.	VL	Name	Pos.	Ht.	Wt.	Yr.	Hometown	Previous School	Twitter	Instagram
0		C.J. Wilcher	G	6-5	221	Fr.	Plainfield, N.J.	Xavier	@CJWilcher	cj_wilcher
1		Alonzo Verge Jr.	G	6-3	164	Sr.	Chicago, Ill.	Arizona State	@zo_verge1	
2	*	Trey McGowens	G	6-4	196	Jr.	Pendleton, S.C.	Pittsburgh	@Trey5mac_	trey.mac
3		Quaran McPherson	G	6-3	199	Fr.	Queens, N.Y.	Link Year [Mo.] School	@cbg_quaran	
4		Jackson Cronin	G	6-1	187	Fr.	Great Neck, N.Y.	North	@jackson_cronin	jacksoncronin_
5		Bryce McGowens	G	6-7	179	Fr.	Pendleton, S.C.	Legacy Early College	@BryceMcgowens5	bryce.mcgowens
10	*	Kobe Webster	G	6-0	176	Sr.	Indianapolis, Ind.	Western Illinois	@k10webster	k10webster
11	*	Lat Mayen	F	6-9	217	Jr.	Adelaide, Australia	Chipola (Fla.) College	@lattmayen	
12		Sam Hoiberg	G	6-0	183	Fr.	Lincoln, Neb.	Pius X	@samhoiberg	samhoiberg
13	*	Derrick Walker Jr.	F	6-9	239	Jr.	Kansas City, Mo.	Tennessee	@derric_k	derric_k
14	*	Trevor Lakes	F	6-8	220	Sr.	Lebanon, Ind.	Indianapolis	@T_lakes14	tlakes14
15		Chris McGraw	G	6-0	176	So.	Columbus, Ohio	Otterbein	@chrismcgraw14	chrismcgraw14
21	**	Jace Piatkowski	G	6-3	177	RFr.	Omaha, Neb.	Elkhorn South	@jacepiatkowski6	jacepiatkowski
23		Keon Edwards	G	6-7	204	Fr.	Houston, Texas	DePaul	@KeonEdwards	kce35
24		Denim Dawson	G/F	6-6	185	Fr.	San Bernardino, Calif.	Southern California Academy	@D2dawsonn	ddeenim
30		Keisei Tominaga	G	6-2	178	So.	Moriyama Nagoya Aichi, Japan	Ranger (Texas) College	@KeiseiTominaga	keisei.kbz30
32		Wilhelm Breidenbach	F	6-10	227	Fr.	Rancho Santa Margarita, Calif.	Mater Dei	@wilhelmd13	wil.helm
33		Oleg Kojenets	F	7-0	223	Fr.	Kaunas, Lithuania	Western Reserve (Ohio) Academy		
35	*	Eduardo Andre	F	6-11	236	Fr.	London, England	AZ Compass Prep	@EastLDNAndre	andreswrld_

2021-22 NEBRASKA BASKETBALL COACHING STAFF

Head Coach

Fred Hoiberg, third season (Iowa State, 1995)

Assistant Coaches

- Matt Abdelmassih, second season (St. John's, 2007)
- Armon Gates, third season (Kent State, 2006)
- Nate Loenser, first season (Iowa State, 2002)

Special Assistant to the Head Coach

Doc Sadler, first season as special assistant, ninth season overall (Arkansas, 1982)

Support Staff

- Director of Men's Basketball Strength & Conditioning: Kurt Joseph
- Video Coordinator: Matt Holt
- Director of Basketball Operations: Luca Virgilio
- Assistant Director of Basketball Operations: Sheryl Burbach
- Director of Player Development: Bertram "Buzzy" Caruthers
- Recruiting Coordinator: Athan Katsantonis
- Graduate Manager: Keenan Holdman
- Athletic Trainer: R.J. Pietig
- Team Nutritionist: Jake Blattner
- Sports Psychologist: Brett Woods
- NAPL Director: Chris Bach
- Equipment Manager: Pat Norris

PRONUNCIATION GUIDE

Name	Pronunciation
Matt Abdelmassih	Abdel-massey
Wilhelm Breidenbach	bride-en-bock
Athen Katsatonis	kat-san-to-nis
Oleg Kojenets	Oh-leg Co-yah-net
Nate Loenser	Len-zer
Lat Mayen	Latt [rhymes w/ Matt] MAY-en
Quaran McPherson	kr-aan
Jace Piatkowski	Pie-it-COW-ski
Keisei Tominaga	Kay-say Toe-may-nawga
C.J. Wilcher	WILL-chur

HUSKERS RADIO NETWORK



KENT PAVELKA

- Is in his 35th season of calling Husker men's basketball
- Called NU basketball for two stretches from 1974-1996 before returning to play-by-play duties full time in 2006-07
- Called his 1,000th Husker basketball game in 2018-19
- Six-time Nebraska Sportscaster of the Year who was inducted into the Nebraska Broadcasters Hall of Fame in 2019



JAKE MUHLEISEN

- Is in his fourth season as full-time color analyst after serving in a part-time basis for five seasons
- Was a four-year starter at guard for Nebraska from 2002-05
- Three-year team captain and started 98 games in his career
- Served as a graduate assistant at Creighton from 2005-07

City	Station	Frequency
Ainsworth	KBRB-AM	1400
Alliance	KCOW-AM	1400
Beatrice	KWBE-AM	1450
Broken Bow	KBBN-FM	95.3
Chadron	KCSR-AM	610
Columbus	KJSK-AM	900
Cozad	KAMI-AM	1580
Fairbury	KGMT-AM	1310
Falls City	KTNC-AM	1230
Fremont	KFMT-FM	105.5
Grand Island	KRGI-AM	1430
Hastings	KHAS-AM	1230
Hastings	KLIQ-FM	94.5
Holdrege	KUVR-AM	1380
Imperial	KADL-FM	102.9
Kearney	KGFV-AM	1340
Lexington	KRVN-AM	880
Lincoln	KLIN-AM	1400
Lincoln	KLIN-FM	99.3
McCook	KSWN-FM	93.9
McCook	KZMC-FM	102.1
City	Station	Frequency
Nebraska City	KNCY-AM	1600
Norfolk	KNEN-FM	94.7
North Platte	KODY-AM	1240
Omaha	KXSP-AM	590
Omaha	KXSP-AM	590
Scottsbluff	KNEB-AM	960
Scottsbluff	KNEB-FM	94.1
Sidney	KSID-AM	1340
Sioux City, Iowa	KSEZ-FM	97.9
Superior	KRFS-AM	1600
Superior	KRFS-FM	103.9
Valentine	KVSH-AM	940
West Point	KTIC-AM	840

Also available nationwide on Huskers.com and the Huskers App. Inside Pinnacle Bank Arena, fans can listen on 87.7 FM.

PROBABLE STARTERS AT WISCONSIN

NATIONAL POLLS

ASSOCIATED PRESS (FEB. 28)

No	Team (1st)	Record	Points	Prev.
1	Gonzaga (46)	24-3	1,504	1
2	Arizona	25-3	1,360	2
3	Baylor (4)	24-5	1,342	10
4	Duke (11)	25-4	1,306	7
5	Auburn	25-4	1,268	3
6	Kansas	23-5	1,224	5
7	Kentucky	23-6	1,215	6
8	Purdue	24-5	1,129	4
9	Providence	24-3	1,021	11
10	Wisconsin	23-5	865	13
11	Villanova	21-7	861	8
12	Texas Tech	22-7	850	9
13	Tennessee	21-7	770	17
t-14	Arkansas	23-6	759	18
t-14	Houston	24-4	759	14
16	USC	25-4	557	16
17	UCLA	21-6	498	12
18	UConn	21-7	480	21
19	Saint Mary's	24-6	449	23
20	Illinois	20-8	383	15
21	Texas	21-8	364	20
22	Murray State	28-2	333	19
23	Ohio State	18-8	191	22
24	Iowa	20-8	99	25
25	Alabama	19-10	90	24

Others receiving votes: Boise State 56, Davidson 20, Colorado State 19, South Dakota State 12, Notre Dame 9, LSU 7, Michigan State 6, San Diego State 5, Marquette 4, Iowa State 4, North Texas 3, Vermont 2, Northern Iowa 1

USA TODAY COACHES (FEB. 28)

No	Team (1st)	Record	Points	Prev.
1	Gonzaga (20)	24-3	771	1
2	Duke (9)	25-4	726	6
3	Arizona	25-3	707	2
4	Baylor (1)	24-5	649	11
5	Auburn (1)	25-4	643	4
6	Kentucky (1)	23-6	638	3
7	Kansas	23-5	615	5
8	Providence	24-3	596	10
9	Purdue	24-5	545	7
10	Wisconsin	23-5	522	12
11	Villanova	21-7	458	8
12	Texas Tech	22-7	415	9
13	Tennessee	21-7	401	17
14	Houston	24-4	376	15
15	Arkansas	23-6	356	18
16	USC	25-4	319	16
17	Illinois	20-8	271	14
18	UCLA	21-6	252	13
19	UConn	21-7	244	20
20	Saint Mary's	24-6	220	23
21	Texas	21-8	195	22
22	Murray State	28-2	166	21
23	Ohio State	18-8	104	19
24	Alabama	19-10	44	25
t-25	Michigan State	19-9	42	24
t-25	Iowa	20-8	42	NR

Others receiving votes: Colorado St. 14; Boise St. 13; Notre Dame 10; Marquette 9; Wake Forest 8; Wyoming 6; Seton Hall 6; North Texas 4; San Francisco 3; North Carolina 3; Iowa State 2; Creighton 2; South Dakota State 1; San Diego St. 1; Miami-Florida 1.

#1 ALONZO VERGE JR. | G | SR. | 6-4 | 164 | CHICAGO, ILL.



2021-22 Averages: PPG: 13.8 | RPG: 4.4 | APG: 5.3 | SPG: 1.5

Worth Noting: Grad transfer is among B1G leaders in both assists (3rd) and steals (4th)...Team-high five double-doubles and five 20-point games...Totaled 15 points and 11 assists, including nine in the first half, at No. 23 Ohio State...Totaled 18 points, seven assists and four steals vs. No. 25 Iowa...Totaled 22 points vs. Minnesota...Posted a season-high 31 points vs. Michigan...Nearly posted a triple-double at NC State with 25 points, 11 assists and nine boards...Averaged 14.0 ppg, 3.8 apg and 3.9 rpg per game at ASU in 2020-21, ranking among Pac-12 leaders in scoring (15th) and assists (seventh)...Pac-12 Sixth Man of the Year in 2019-20, averaging 14.6 points per game, including a 43-point performance vs. Saint Mary's.

Career Bests (includes ASU): Pts: 43 | Reb: 13 | Ast: 12 | Stl: 4 (5x) | Bl: 2

#5 BRYCE MCGOWENS | G | FR. | 6-7 | 179 | PENDLETON, S.C.



2021-22 Averages: PPG: 17.2 | RPG: 5.3 | APG: 1.4

Worth Noting: Five-star recruit who leads Big Ten freshmen in scoring and is second in rebounding...Seventime B1G Freshman of the Week...Has 11 20-point games, including a 26-point effort at No. 23 Ohio State...Totaled 25 points and six boards at PSU...Posted second double-double with 15 points, 10 boards and four dimes at Northwestern...Had 24 points, six boards and three steals at Michigan...Matched his season high with 29 points vs. Rutgers...Totaled 23 points vs. No. 11 Wisconsin...Had 24 points and nine rebounds at NC State...Totaled 2,341 points in high school...Averaged 21.6 ppg, 4.7 rpg and 3.1 apg for Legacy Early College in 2020-21...South Carolina Player of the Year by Gatorade and Max Preps.

Career Bests: Pts: 29 (2x) | Reb: 11 | Ast: 4 (5x) | Stl: 3

#2 TREY MCGOWENS | G | JR. | 6-4 | 196 | PENDLETON, S.C.



2021-22 Averages: PPG: 6.9 | RPG: 4.3 | APG: 1.7 | SPG: 1.4

Worth Noting: Started NU's last 11 games...Had seven points, six boards and four steals at No. 23 Ohio State...Scored a season-high 12 points and had four steals and four assists at Penn State...Led NU in assists (five) and rebounds (seven) vs. Minnesota...Had 11 points and seven boards vs. Rutgers...Returned to action on Jan. 17 after missing 15 games with a broken bone in his right foot...Second on the team in scoring (10.7 ppg) while ranking fifth in the Big Ten in steals (1.4 spg)...Had a season-high 20 points vs. No. 17 Michigan State...Started 32 games at Pitt in 2019-20 and ranked in the top 10 in the ACC in steals (4th) and assists (10th)...Two-time ACC Freshman of the Week.

Career Bests (includes Pittsburgh): Pts: 33 | Reb: 9 (2x) | Ast: 9 | Stl: 7

#11 LAT MAYEN | F | JR. | 6-9 | 217 | ADELAIDE, AUSTRALIA



2021-22 Averages: PPG: 5.9 | RPG: 3.7

Worth Noting: Second-year starter who had a season-high 13 points on 5-of-8 shooting at Penn State...Totaled six points at No. 23 Ohio State...Totaled team highs in rebounds (eight) and assists (three) vs. Rutgers...Scored 11 points vs. No. 11 Wisconsin...Grabbed eight boards and had seven points at No. 7 Purdue...Started all 27 games in 2020-21, averaging 8.6 ppg and 4.5 rpg...Posted first career double-double at No. 5 Iowa with 14 points and 13 boards...Had a career-high 25 points on 9-of-11 shooting vs. Rutgers...Rated No. 18 JUCO player in 2020 class by JUCORecruiting.com...Averaged 11.8 points and 8.4 boards per game at Chipola...Began career at TCU, where he played in 17 games in 2018-19.

Career Bests (includes TCU): Pts: 25 | Reb: 13 | Ast: 4 | Stl: 3

#13 DERRICK WALKER | F | JR. | 6-9 | 239 | KANSAS CITY, MO.



2021-22 Averages: PPG: 9.1 | RPG: 6.0 | APG: 1.4

Worth Noting: Second-year starter who is shooting 68% from the field...16 double-figure efforts this season...Played just 13 minutes at OSU, but had four points and five boards...Had 10 points, seven boards and four assists at Penn State...Totaled 10 boards and five assists at Northwestern...Finished with 14 points and seven rebounds vs. No. 25 Illinois...Matched career high with 16 points at No. 10 MSU...Posted 15 points, 10 caroms and four steals vs. No. 13 Ohio State...Had double-doubles vs. No. 18 Auburn (10 pts., 10 reb.) and at NC State (12 pts., 13 reb.)...Started NU's final 16 games of 2020-21, averaging 5.9 ppg...Was a reserve on Tennessee's 2018-19 Sweet 16 team...Helped Vols to an SEC title in 2017-18.

Career Bests (includes Tennessee): Pts: 16 (2x) | Reb: 13 | Ast: 6 | Bl: 3 | St: 4



**BIG TEN STANDINGS (AS OF MARCH 4)**

Team	B1G	Pct.	Overall	Pct.
^Wisconsin	15-4	.789	24-5	.828
Illinois	14-5	.737	21-8	.724
Purdue	13-6	.684	24-6	.800
Iowa	12-7	.632	22-8	.733
Ohio State	12-7	.632	19-9	.679
Rutgers	11-8	.579	17-12	.586
Michigan State	10-9	.526	19-11	.633
Michigan	10-9	.526	16-13	.552
Indiana	9-10	.474	18-11	.621
Maryland	7-12	.368	15-15	.500
Penn State	7-12	.368	12-15	.444
Northwestern	6-13	.316	13-15	.464
Minnesota	4-15	.211	13-15	.464
Nebraska	3-16	.158	9-21	.300

^-clinched share of Big Ten regular-season title

**Upcoming Schedule/Results**

Date	Matchup or Result	Time
Feb. 27	* Indiana 84, Minnesota 79 * Maryland 75, Ohio State 60 * Illinois 93, Michigan 85 * Nebraska 93, Penn State 70	
Feb. 28	* Northwestern 61, Iowa 82	
March 1	* Ohio State 70, Nebraska 78 * Purdue 67, Wisconsin 70 * Michigan State 70, Michigan 87	
March 2	* Indiana 63, Rutgers 66 * Maryland 84, Minnesota 73	
March 3	* Michigan State 69, Ohio State 80 * Illinois 60, Penn State 55 * Iowa 82, Michigan 71	
March 5	Indiana at Purdue	1 p.m.
March 6	Penn State at Rutgers Nebraska at Wisconsin Maryland at Michigan State Minnesota at Northwestern Iowa at Illinois	11 a.m. 1 p.m. 3:30 p.m. 6:30 p.m. 6:30 p.m.
<b>BIG TEN TOURNAMENT</b>		
March 9	Game 1: #12 seed vs. #13 seed Game 2: #11 seed vs. #14 seed	5 p.m. 25 min after G1
March 10	Game 3: #8 seed vs. #9 seed Game 4: #5 seed vs. G-1 winner Game 5: #7 seed vs. #10 seed Game 6: #6 seed vs. G-2 winner	10:30 a.m. 25 min after G3 5:30 p.m. 25 min after G5
March 11	Game 7: #1 seed vs. G-3 winner Game 8: #4 seed vs. G-4 winner Game 9: #2 seed vs. G-5 winner Game 10: #3 seed vs. G-6 winner	10:30 a.m. 25 min after G7 5:30 p.m. 25 min after G9
March 12	Game 11: G-7 winner vs. G-8 winner Game 12: G-9 winner vs. G-10 winner	Noon 25 min after G11
March 13	Game 13: G-11 winner vs. G-12 winner	2:30 p.m.

**BY THE NUMBERS**

Nebraska Cornhuskers			Wisconsin Badgers		
2021-22 Team Statistics (Record: 9-21, 3-16 Big Ten)			2021-22 Team Statistics (Record: 24-5, 15-4 Big Ten)		
Category	Nebraska	OPP	Category	Wis.	OPP
<b>SCORING</b>	2202	2369	Scoring	2056	1920
Points per game	73.4	79.0	Points per game	70.9	66.2
Scoring margin	-5.6	-	Scoring margin	+4.7	-
<b>FIELD GOALS-ATT</b>	781-1770	852-1903	Field goals-att	729-1702	717-1649
Field goal pct	.441	.448	Field goal pct	.428	.435
<b>3 POINT FG-ATT</b>	216-668	268-763	3 point fg-att	193-610	185-563
3-point FG pct	.323	.351	3-point FG pct	.316	.329
3-pt FG made per game	7.2	8.9	3-pt FG made per game	6.7	6.4
<b>FREE THROWS-ATT</b>	424-584	397-552	Free throws-att	405-543	301-447
Free throw pct	.726	.719	Free throw pct	.746	.673
F-Throws made per game	14.1	13.2	F-Throws made per game	14.0	10.4
<b>REBOUNDS</b>	1000	1211	Rebounds	1014	1009
Rebounds per game	33.3	40.4	Rebounds per game	35.0	34.8
Rebounding margin	-7.0	-	Rebounding margin	+0.2	-
<b>ASSISTS</b>	390	429	Assists	321	336
Assists per game	13.0	14.3	Assists per game	11.1	11.6
<b>TURNOVERS</b>	380	406	Turnovers	249	333
Turnovers per game	12.7	13.5	Turnovers per game	8.6	11.5
Turnover margin	+0.9	-	Margin	+2.9	--
Assist/turnover ratio	1.0	1.1	Assist/Turnover Ratio	2.9	-
<b>STEALS</b>	213	217	STEALS	153	134
Steals per game	7.1	7.2	Per Game	5.3	4.6
<b>BLOCKS</b>	83	111	BLOCKS	81	96
Blocks per game	2.8	3.7	Per Game	2.8	3.3

**ABOUT WISCONSIN**

Under seventh-year coach Greg Gard, the Badgers are 25-4 on the season and at 15-4 in the Big Ten are assured of at least a share of the Big Ten title following Tuesday's 70-67 win over No. 8 Purdue. The Badgers have won eight of their last 10 since their win in Lincoln on Jan. 29 and come into the regular-season finale on a five-game win streak. UW also went 9-1 in non-conference action, including wins over Houston, St. Mary's and Marquette with the only loss coming to Providence without Johnny Davis.

The Badgers feature one of the Big Ten's best players in Johnny Davis, who is averaging 20.3 points and 8.6 rebounds per game while pacing UW with 2.3 assists per game. Senior Brad Davison is averaging 14.0 points per game while shooting 35 percent from 3-point range. Tyler Wahl is the third Badger in double figures as he averages 11.5 ppg and 5.7 rpg while pacing Wisconsin with 22 blocked shots. Omaha native Chucky Hepburn chips in 8.1 points and 2.2 assists per game.

**Series History:** Sunday's matchup is the 36th meeting between the two programs, as Wisconsin has a 21-14 advantage. The Huskers will look to snap a seven-game losing streak in the series dating back to the 2018-19 season. The series began in the 1903-04 season, as Nebraska won the first meeting, 25-22 over the Badgers in Lincoln before Wisconsin took five of the next six meetings from 1907 to 1955. Nebraska then won eight straight games before the Badgers won the next five meetings, including the first four in Big Ten play, before the Huskers topped the No. 9 Badgers in the final regular-season game in 2013-14. The Huskers are 4-15 against Wisconsin since joining the Big Ten (3-14 in regular season; 1-1 in Big Ten Tournament).

**SERIES AT A GLANCE**

- All-time: Wisconsin leads, 21-14
- In Lincoln: Wisconsin leads, 9-7  
At Pinnacle Bank Arena: Wisconsin leads, 6-2
- In Madison: Wisconsin leads, 10-5  
Kohl Center: Wisconsin leads, 6-1
- In Big Ten Conference games: Wisconsin leads, 14-3
- In Big Ten Tournament games: Tied, 1-1

**Husker-Badgers Superlatives**

- Most consecutive wins (year ended): Nebraska 8 (1956-91); Wisconsin 7 (2019-pres.)
- Most points scored: Nebraska, 101, at Madison, Wis., Dec. 1, 1965; Wisconsin, 88, at Madison, Wis., Dec. 1, 1965
- Highest combined score: 189, Nebraska, 101, Wisconsin 88, at Madison, Wis., Dec. 1, 1965
- Biggest winning margin: Nebraska, 21, at Lincoln, Neb., Dec. 11, 1991; Wisconsin, 39, at Madison, Wis., March 3, 1908

**RECENT MEETINGS (SINCE NU JOINED BIG TEN)**

Date	Site	Rankings	Result	Neb.	Wis.
12-27-11	H	-/11	L	40	64
1-15-12	A	-/-	L	45	50
1-6-13	H	-/-	L	41	47
2-26-13	A	-/17	L	46	77
3-9-14	H	-/9	W	77	68
1-15-15	A	-/7	L	55	70
2-10-15	H	-/5	L	55	65
2-10-16	A	-/-	L	61	72
3-10-16	N	-/-	W	70	58
2-9-17	H	-/7	L (OT)	69	70
1-9-18	H	-/-	W	63	59
1-29-18	A	-/-	W	74	63
1-29-19	H	-/24	L	51	62
3-15-19	N	-/19	L	62	66
1-21-20	A	-/-	L	68	82
2-15-20	H	-/-	L	64	81
12-22-20	A	-/9	L	53	67
2-12-21	H	-/21	L	48	61
1-27-22	H	-/11	L	65	73

**Wisconsin Starters**

No.	Name	Pos.	Yr.	Ht.	Wt.	G/GS	PPG	RPG	Other
23	Chucky Hepburn	G	Fr.	6-2	211	29/29	8.1	2.0	2.2 apg
34	Brad Davison	G	Sr.	6-4	200	29/29	14.0	4.1	1.9 apg
1	Johnny Davis	G	So.	6-5	194	27/27	20.3	8.3	2.3 apg
5	Tyler Wahl	F	Jr.	6-9	221	28/28	11.5	5.7	1.0 spg
22	Steven Crowl	F	So.	7-0	234	29/29	9.3	4.5	1.5 apg

**2021-22 Stats**

**CAREER TOTALS VS. WISCONSIN**

Player	GP-GS	Min-Avg	FG-FGA	Pct	3FG-FGA	Pct	FT-FTA	Pct	Off	Def	Tot	Avg	PF	A	TO	Blk	Stl	Pts	Avg
B. McGowens	1-1	33-33.0	7-14	.500	3-7	.429	6-6	1.000	0	4	4	4.0	2	0	2	0	0	23	23.0
Verge	1-1	20-20.0	5-12	.417	0-1	.000	1-1	1.000	0	5	5	5.0	0	1	2	0	0	11	11.0
Mayen	3-3	90-30.0	11-29	.379	4-16	.250	4-6	.667	2	12	14	4.7	4	2	4	4	4	30	10.0
T. McGowens	3-3	88-29.3	5-18	.278	1-4	.250	9-17	.529	2	11	13	4.3	4	6	2	0	2	20	6.7
Webster	3-0	58-19.3	4-12	.333	1-5	.200	2-2	1.000	0	5	5	1.7	2	3	2	0	1	11	3.7
Wilcher	1-0	19-19.0	1-6	.167	1-4	.250	0-0	.000	0	2	2	2.0	0	0	1	0	1	3	3.0
Walker	2-2	47-23.5	2-6	.333	0-0	.000	1-3	.333	3	8	11	5.5	8	6	4	0	3	5	2.5
Andre	3-0	18-6.0	2-2	1.000	0-0	.000	0-0	.000	1	4	5	1.7	7	0	2	2	0	4	1.3
Lakes	1-0	17-17.0	0-2	.000	0-1	.000	0-0	.000	0	3	3	3.0	1	0	0	1	0	0	0.0
Tominaga	1-0	9-9.0	0-1	.000	0-0	.000	0-0	.000	0	1	1	1.0	1	1	1	0	0	0	0.0

**WORTH NOTING**

- Nebraska will be either the No. 13 or No. 14 seed in next week's Big Ten Tournament. NU can move into the No. 13 seed with a win at Wisconsin and a win by Northwestern over Minnesota Sunday evening.
- Nebraska will be seeking its third straight win on the road on Sunday at Wisconsin. The last time NU won three straight road tilts was from Jan. 24-Feb. 6, 2018 (at Rutgers, at Wisconsin, at Minnesota).
- Nebraska snapped one losing streak against ranked teams with Tuesday's win at No. 23 Ohio State, and the Huskers will look for its first win over a top-10 opponent since a 77-68 win over No. 9 Wisconsin in the 2014 regular-season finale in Lincoln. A win on Sunday at No. 10 Wisconsin would mark NU's fourth ever top-10 win on the road and first since a 60-51 win over No. 9 Michigan State in East Lansing on Feb. 16, 2014.
- Bryce McGowens enters Sunday's Big Ten regular-season finale with Wisconsin averaging 17.3 points per game in conference action. Over the last decade, only three freshmen - D'Angelo Russell (20.3, 2014-15); Corey Sanders (18.0, 2015-16) and Jared Sullinger (17.1 ppg, 2010-11) - have averaged at least 17.0 per game in Big Ten play. McGowens could be the first since the conference went to 20 games in 2018-19.

• McGowens 17.2 ppg is on pace to be one of the highest scoring freshmen averages by a Big Ten freshman in recent seasons. His average is the highest since Ohio State's D'Angelo Russell averaged 19.3 ppg in 2014-15. Since 1992-93, only seven Big Ten freshmen have averaged at least 16.5 points per game.

• Bryce McGowens enters the final stretch of the regular season as one of the frontrunners for Big Ten Freshman of the Year, as he leads all conference freshmen in scoring and is second in rebounding at 5.3 caroms per game as of March 4.

• Following his 11-assist performance at No. 23 Ohio State, Alonzo Verge Jr. climbed from 10th to sixth on NU's single-season assist chart. Verge is now 10 assists away from the No. 5 spot (Brian Carr, 166) and is only the fifth Husker player to record at least 150 assists in a season.

Verge has four games with 10+ assists, which leads the Big Ten and ranks sixth nationally. Verge, Houston's Jamal Shead and Kentucky's Sahvir Wheeler are the only three power conference players with at least four games of 10+ assists in 2021-22.

• Nebraska has been clicking on offense over the last three games, averaging 83.0 ppg on 53 percent shooting, including 49 percent from 3-point range. NU has shot over 50 percent in five of the last six halves dating back to the loss against No. 25 Iowa on Feb. 25. NU shot a season-high 58.2 percent at Penn State on Feb. 27, the program's best shooting night since the 2014-15 season, including 13-of-20 from 3-point range.

• Following a pair of 25-point games at Penn State and at No. 23 Ohio State, Bryce McGowens now leads all true freshmen nationally in scoring at 17.2 points per game as of March 3. McGowens is one of only five freshmen nationally averaging at least 15 points per game.

McGowens, who leads all Big Ten freshmen in scoring and is second in rebounding, is on pace to shatter NU's freshman single-season scoring mark (15.5, Joe McCray, 2004-05). McGowens will be the first Husker freshman to average double figures since Ryan Anderson in 2006-07 and just the seventh in school history.

**19.8**

Nine of Bryce McGowens' freshmen record 11 20-point games this season have come with his brother Trey in the lineup. In the 15 games they have played together this season, Bryce is averaging 19.8 ppg on 43 percent shooting.

**TOP-10 PBA CROWDS**

No.	Attend.	Opponent	Date
1.	15,998	Wisconsin	March 9, 2014
2.	15,991	Penn State	Feb. 25, 2018
3.	15,987	Tennessee-Martin	Nov. 28, 2014
4.	15,978	Northwestern	March 1, 2014
5.	15,960	Iowa	Feb. 25, 2022
6.	15,952	Iowa	Jan. 27, 2018
7.	15,950	Creighton	Dec. 8, 2018
8.	15,949	Arkansas State	Dec. 14, 2013
9.	15,946	South Dakota State	Nov. 15, 2019
10	15,945	Minnesota	Jan. 26, 2014

**RECORD AT PINNACLE BANK ARENA**

Season	Wins	Losses	Pct.
2013-14	15	1	.938
2014-15	10	6	.625
2015-16	10	8	.556
2016-17	8	8	.500
2017-18	16	1	.941
2018-19	13	5	.722
2019-20	5	11	.313
2020-21	6	9	.400
2021-22	7	11	.368
<b>Total</b>	<b>90</b>	<b>61</b>	<b>.596</b>

**2021-22 MISC. STATS**

**TEAM LEADERS**

Double-Figure Scoring Games: ..... Verge-22; B. McGowens-25; Walker-16; Wilcher-12; Tominaga-7; Webster-3; Andre-2; Mayen-2; T. McGowens-2

10+ Rebounding Games:..... Walker-4; Verge-1; B. McGowens-2

10+ Assist Games:..... Verge-4

Double-Doubles:..... Verge-5; Walker-3; B. McGowens-2

Triple-Doubles:..... None

20-Point Games: B. McGowens-11; Verge-5; Webster-1; Tominaga-1

30-Point Games: .....Verge-1

40-Point Games: ..... None

Games Leading NU in Scoring:\* .....Verge-9; B. McGowens-14; Walker-3; Tominaga-3; Wilcher-2; Webster-1

Games Leading NU in Rebounding:\* Walker-16; B. McGowens-10; Verge-7; Mayen-5; T. McGowens-3; Webster-1

Games Leading NU in Assists:\* .....Verge-24; Webster-2; Wilcher-1; B. McGowens-1; T. McGowens-1; Walker-4; Mayen-1

Games Leading NU in Blocks\* .....Walker-16; Andre-10; Mayen-9; B. McGowens-5; Breidenbach-2; Verge-4; Wilcher-1; Lakes-1; T. McGowens-1; Tominaga-1

Games Leading NU in Steals ..... Verge-12; B. McGowens-7; Tominaga-5; Walker-5; Wilcher-4; Webster-4; Andre-4; T. McGowens-5; Breidenbach-2; Mayen-2

**HUSKER DOUBLE-DOUBLES IN 2021-22**

Player	Opponent	Double-Double
McGowens	Southern	18 pts./11 reb.
McGowens	at Northwestern	15 pts./10 reb.
Verge	at NC State	25 pts./11 asst.*
Verge	Tennessee St.	18 pts./10 asst.
Verge	Western Illinois	26 pts./13 reb.
Verge	Kennesaw State	16 pts./12 asst.
Verge	at Ohio State	15 pts./11 asst.
Walker	at NC State	12 pts./13 reb.
Walker	vs. No. 18 Auburn	10 pts./10 reb.
Walker	vs. No. 13 Ohio State	15 pts./10 reb.

\*-Verge was one rebound shy of a triple double

2021-22 MBB QUICK FACTS

UNIVERSITY INFO

Location ..... Lincoln, Neb.  
 Founded ..... 1869  
 Enrollment ..... 24,431  
 Nickname ..... Cornhuskers, Huskers  
 Colors ..... Scarlet & Cream  
 Affiliation ..... NCAA Division I  
 Conference ..... Big Ten Conference  
 Home Arena ..... Pinnacle Bank Arena  
 Capacity/Year Opened ..... 15,000/2013  
 Chancellor ..... Ronnie Green  
 Faculty Rep. .... Scott M. Fuess Jr.  
 Vice Chancellor, Director of Athletics ..... Trev Alberts  
 Athletic Dept. Phone ..... (402) 472-4224  
 Assistant A.D./Ticketing ..... Holly Adam  
 Ticket Office Phone ..... (402) 472-3111 or 1-800-8BIGRED  
 Website ..... Huskers.com

BASKETBALL HISTORY

First year of basketball ..... 1896-97  
 Regular-season conference titles (last) ..... 7 (1950)  
 Postseason conference titles (last) ..... 1 (1994)  
 All-time postseason appearances ..... 26  
 All-time postseason record ..... 24-25  
 NCAA Appearances (last) ..... 7 (2014)  
 NIT Appearances (last) ..... 19 (2019)

BASKETBALL STAFF

Head Coach ..... Fred Hoiberg  
 Alma Mater (Year) ..... Iowa State (1995)  
 Record at Nebraska ..... 23-66 (3rd season)  
 Overall Coaching Record ..... 138-122 (8th season)  
 Assistant Coaches ..... Matt Abdelmassih (3rd season)  
 ..... Armon Gates (4th season)  
 ..... Nate Loenser (1st season)  
 Special Assistant to the Head Coach ..... Doc Sadler (3rd season)  
 Director of Men's Basketball  
 Strength & Conditioning ..... Kurt Joseph  
 Director of Operations ..... Luca Virgilio  
 Asst. Director of Operations ..... Sheryl Burbach  
 Video Coordinator ..... Matt Holt  
 Director of Player Development .. Bertram "Buzzy" Caruthers  
 Recruiting Coordinator ..... Athan Katsantonis  
 NAPL Director ..... Chris Bach  
 Sports Psychologist ..... Brett Woods  
 Graduate Managers ..... Keenan Holdman  
 Assistant Athletic Trainer ..... R.J. Pietig  
 Equipment Manager ..... Pat Norris

2021-22 TEAM INFORMATION

Head Coach ..... Fred Hoiberg  
 2020-21 Record ..... 7-20 (6-9 H, 1-10 A, 0-1 N)  
 Big Ten Record (Finish) ..... 3-16 (14th)  
 Big Ten Championship ..... 0-1; lost to Penn State, 66-72  
 Postseason ..... None  
 Starters Returning/Lost ..... 3/2  
 Lettermen Returning/Lost ..... 7/7  
 Scholarship Newcomers ..... 8


COMMUNICATIONS INFORMATION

Associate A.D./Communications ..... Keith Mann  
 Office Phone ..... (402) 472-2263  
 Sr. Assoc. Director/MBB Contact ..... Shamus McKnight  
 Office/Cell Phone ..... (402) 472-7772/ (402) 540-0268  
 E-Mail ..... smcknight@huskers.com  
 Press Row Phone ..... (402) 904-5925  
 Communications Mailing Address ..... P.O. Box 880123,  
 ..... 800 Stadium Drive, Lincoln, NE 68588-0123

MEDIA WEBSITE

Media can access Nebraska's media site for headshots, press conference video and more.

Huskers.com/media



Junior forward Derrick Walker is putting together one of the top shooting seasons in Nebraska basketball history. The 6-foot-9 forward is shooting 68.2 percent from the floor entering Sunday's game at Wisconsin. He is bidding to be just the seventh player in school history to shoot at least 60 percent from the field for a season.

HIGHEST FIELD GOAL PCT. IN SCHOOL HISTORY

No.	Player (Year)	Pct.
-	<b>Derrick Walker (2021-22)</b>	<b>.682</b>
1.	Larry Cox (1975-76)	.672
2.	Dave Hoppen (1984-85)	.646
3.	Kimani Ffriend (2000-01)	.623
4.	Dave Hoppen (1985-86)	.616
5.	Andre Smith (1979-80)	.611
6.	Steffon Bradford (2000-01)	.603

*Min 5 FGA/GM*

• Bryce McGowens took ownership of another school mark on Tuesday, as he posted his 11th 20-point game of the year. It broke the mark he shared with Joe McCray (2004-05). Earlier this season, McGowens became the first Husker freshman to have four straight 20-point games, accomplishing the feat between Jan. 17-Feb. 1. That broke the previous mark of three set by Dave Hoppen during the 1982-83 season. McGowens' 11 20-point games this season leads all Big Ten freshmen - Ohio State's Malaki Branham is second with seven - and is tied sixth among all conference players as of March 4.

• With his 15-point, 10-rebound effort at Northwestern on Feb. 22, McGowens became only the sixth Husker freshman to record multiple double-doubles in a season. The school record for a freshman is three, which has been done three previous times, most recently by Yvan Ouedraogo in 2019-20.

• While McGowens is putting up a record-setting season, second-year freshman C.J. Wilcher is quietly putting up a solid campaign as NU's sixth man. The 6-foot-5 guard is fourth on the team in scoring at 8.3 points per game, while hitting a team-high 50 3-pointers. He became the second Husker freshman to have 50 3-pointers in a season and the first since 2004-05. Wilcher, who had 15 points in Tuesday's win over Ohio State, has averaged 9.9 points per game since Feb. 1, while shooting 53 percent from the floor and 51 percent from 3-point range.

• Nebraska players have now combined for 18 games with at least 20 points this season (Bryce McGowens-11; Alonzo Verge Jr.-5; Kobe Webster-1; Keisei Tominaga-1) which exceeds NU's season total last year (12).

• As a team, the Huskers are shooting 72.6 percent from the line, a significant jump after shooting 63.9 percent in 2020-21. The percentage would rank 10th on NU's single-season chart, and be the Huskers' best since shooting 73.0 percent in 2015-16. The increase of 8.7 percent this season is the biggest by any power conference school and is the eighth-biggest improvement by any Division I program.

NU has been even better of late, hitting 82.9 percent from the foul line (92-of-111) over the last six games, hitting 80 percent or better from the line in each of the last six contests.

• Alonzo Verge Jr. has become more of a playmaker during his time at NU. He leads the Big Ten with 5.3 assists per game after averaging 2.9 assists per game during his two-year career at Arizona State. Verge ranks 30th nationally in assists per game as of Feb. 28. Hoiberg has coached five other guards who have ranked in the top 40 nationally in assists in his seven previous college seasons.

• Nebraska's 2021-22 roster features a trio of college graduates in Derrick Walker, Alonzo Verge Jr. and Kobe Webster, and there is a patch on the Husker jersey to recognize that

BIG TEN 20-POINT GAME LEADERS

No.	Player, School	20-Point Games
1.	Keegan Murray, Iowa	21
2.	Johnny Davis, Wisconsin	15
3.	Kofi Cockburn, Illinois	13
4.	Hunter Dickinson, Michigan	13
	E.J. Liddell, Ohio State	12
6.	<b>Bryce McGowens, Nebraska</b>	<b>11</b>
	Jaden Ivey, Purdue	11

*as of March 4*

NU FRESHMAN 3-POINTERS

No.	Name (Year)	3-Pointers
1.	Joe McCray (2005)	80
2.	<b>C.J. Wilcher (2021)</b>	<b>50</b>
3.	Ryan Anderson (2007)	48
4.	Jamel White (2006)	44
	Eric Piatkowski (1991)	44

MOST IMPROVED FT PCT.

No	Team (Conf.)	Increase
1	New Mexico (Mountain West)	14.7
2	Maine (America East)	14.1
3	UNC Asheville (Big South)	12
4	Robert Morris (Horizon)	10.5
	UNI (MVC)	10.5
6	North Carolina (ACC)	9.8
7	Oakland (Horizon)	8.8
8	<b>Nebraska (Big Ten)</b>	<b>8.7</b>
	Utah Valley (WAC)	8.7

TOP-40 NATIONALLY IN ASSISTS/GM UNDER HOIBERG

Year	Player	APG	NCAA Rk.
2010-11	Diante Garrett (ISU)	6.1	11
2012-13	Korie Lucious (ISU)	5.6	35
2013-14	Deandre Kane (ISU)	5.9	18
2014-15	Monte Morris (ISU)	5.2	35
2019-20	Cam Mack (NEB)	6.4	14
2021-22	<b>Alonzo Verge Jr. (NEB)</b>	<b>5.3</b>	<b>24</b>

**20** Nebraska has gotten 20 double-figure efforts from its bench this season, the most recent being a 15-point effort from C.J. Wilcher at No. 23 Ohio State on March 1. Wilcher now has 11 of NU's 20 double-figure games off the bench this season.



**4** Bryce McGowens is only the fourth Husker in the Big Ten era (2011-12 to present) to post at least 10 double-figure games. He joins James Palmer Jr. (18, 2018-19), Terran Petteway (13, 2004-05; 12, 2013-14) and Shavon Shields (10, 2015-16).

accomplishment. Walker became the first member of his family to get a degree when he graduated in May of 2021, while Webster (2020, Western Illinois) and Verge (2021, Arizona State) came to Nebraska as graduate transfers.

- Bryce McGowens has been a seven-time Big Ten Freshman of the Week this season, and is just the eighth conference freshman to receive at least seven honors in a season since the freshman weekly award started in 2010-11. Prior to this season, no Husker had won the award more than twice (Shavon Shields, 2012-13.)

McGowens will now look to become only the second Husker player to be a conference freshman of the year, joining Erick Strickland, who was Big Eight Freshman of the Year in 1992-93.

- Eight members of the Nebraska men's basketball program were honored, as they earned spots on the Nebraska Scholar-Athlete Honor Roll. The group was led by Jace Piatkowski, who earned his fifth spot on the honor roll. He is one of three multiple-time honorees, and is joined by Kobe Webster, who made his second appearance, and Chris McGraw, who is being honored for the third time. Five Huskers – Wilhelm Breidenbach, Sam Hoiberg, Oleg Kojenets, Keisei Tominaga and C.J. Wilcher – are all first-time honorees, earning at least a 3.0 GPA for the fall semester.

## LAST TIME OUT

The Huskers had an answer for everything No. 23 Ohio State tried, as Nebraska led for the entire second half to upset the Buckeyes 78-70 and give Fred Hoiberg his first win over a ranked opponent at Nebraska.

Nebraska trailed by five late in the first half before scoring eight straight points. The 8-0 run gave the Huskers a 33-30 lead with 4:34 left in the opening half and Nebraska led the rest of the way. NU held OSU to two field goals in a 13-minute stretch, turning an early deficit into a double-figure lead.

In a battle of the Big Ten's top two freshmen, Bryce McGowens was outstanding for the Big Red. He scored 26 points on 8-of-15 shooting while knocking down 8-of-9 free throws. McGowens scored 14 second-half points to help the Huskers hold the lead. While McGowens was scoring, Alonzo Verge Jr. was outstanding running the Husker offense. Verge had a double-double with 13 points and 11 assists while adding five rebounds. He had nine assists in the first half and then scored nine points in the second half. C.J. Wilcher scored 15 points on 6-of-11 shooting, including 3-of-5 from beyond the arc.

Nebraska shot 49.1 percent in the game and knocked down nine 3-pointers. The Huskers were also solid at the free throw line, going 15-of-18 at the charity stripe. The Huskers turned the ball over only four times and outscored the Buckeyes 30-24 in the paint. Ohio State was limited to 39 percent shooting, but the Buckeyes stayed in the game thanks to 14 offensive rebounds which led to 17 second-chance points. E.J. Liddell led Ohio State with 27 points, while freshman Malaki Branham added 16 points.

## "GOOD THINGS HAPPEN WHEN WE PLAY THROUGH DERRICK"

Fred Hoiberg understands the importance of having Derrick Walker on the floor for the Big Red, and Walker's play has been a focal point for the Huskers, especially after adjusting the offensive attack in December.

The 6-foot-9 center is enjoying his best year in 2021-22, averaging 9.1 points, 6.0 rebounds and 1.4 assists per game while shooting nearly 70 percent from the field.

- He has 16 double-figure games, including nine in Big Ten play after posting just four in his first three collegiate seasons. Walker's most recent one was a 10-point, seven-rebound effort at Penn State on Feb. 27.

- In eight games against ranked opponents this season, Walker is averaging 10.1 points on 66 percent shooting, 6.3 rebounds, 2.2 assists and 1.3 steals per game.

- He turned in a strong performance at No. 10 Michigan State on Jan. 5 with 16 points on 8-of-9 shooting to match his career high in points.

- In the Huskers' loss to No. 25 Illinois on Jan. 11, he finished with 14 points and seven rebounds, while helping to limit Kofi Cockburn to 8-of-18 shooting.

- Walker tied or set a career best in scoring in three straight games during non-conference action, including 16 points on 7-of-7 shooting against Tennessee State on Nov. 23.

- He matched a school record with 15 consecutive made field goals from Nov. 21 to Nov. 27.

- Walker is second on the team with three double-doubles this season, including 12 points and 13 rebounds in a career-high 50 minutes in the four OT loss at NC State. Against No. 18 Auburn, he had 10 points, 10 rebounds, four assists, two blocks and two steals. Walker's most recent double-double came against No. 13 Ohio State on Jan. 2 when he had 15 points, 10 rebounds and four steals against the Buckeyes.

## MOST BIG FRESHMAN HONORS

No.	Player, School	Year
12	Jared Sullinger, OSU	2010-11
<b>7</b>	<b>Bryce McGowens, NEB</b>	<b>2021-22</b>
	Cody Zeller, IND	2011-12
	Trey Burke, MICH	2011-12
	Noah Vonleh, IND	2013-14
	D'Angelo Russell, OSU	2014-15
	Kofi Cockburn, ILL	2019-20
	Hunter Dickinson, MICH	2020-21

## HUSKERS SIGN FOUR RECRUITS

Nebraska Men's Basketball Coach Fred Hoiberg announced the signings of Denim Dawson, Blaise Keita, Jamarques Lawrence and Ramel Lloyd Jr. to National Letters-of-Intent during the fall signing period. The four-member group is rated among the top-35 classes nationally by Rivals and 247Sports and follows up a top-20 class the Huskers signed in 2021.

Player	Pos.	Ht.	Wt.	Hometown
Denim Dawson	G/F	6-6	180	San Bernardino, Calif.
Blaise Keita	F	6-11	240	Bamako, Republic of Mali
Jamarques Lawrence	G	6-4	180	Plainfield, N.J.
Ramel Lloyd Jr.	G	6-6	190	Woodland Hills, Calif.

### Denim Dawson

- Attended Southern California Academy, but enrolled at Nebraska in December of 2021.
- Three-star recruit by both Rivals and 247Sports, and he is rated just outside the top-250 recruits nationally by 247Sports.
- Averaged 16 points and five rebounds per game for Orange Lutheran High School, which reached the Division 2AA CIF-SS quarterfinals last spring.

### Blaise Keita (pronounced KAY-tuh)

- He is a four-star selection by Rivals and is ranked by 247Sports as the No. 3 junior college player in the 2022 recruiting class.
- Led Coffeyville CC to a 26-3 record and the school's first national title since 1962 last spring, averaging 10.5 points, 7.8 rebounds and 1.6 blocks per game.
- Was the Jayhawk Conference Freshman of the Year and a second-team all-region pick.
- Poured in a career-high 27 points on 13-of-16 shooting, and added nine rebounds and four blocks in Coffeyville's 108-99 victory over Cowley County CC in the NJCAA title game.

### Jamarques Lawrence

- Plays at Roselle Catholic, which is 15th in the Max Preps preseason Top 25.
- A three-star recruit by Rivals and 247Sports, which ranked him No. 232 nationally in the class of 2022.
- Averaged 13.6 points, 2.8 rebounds, 2.7 assists and 1.5 steals per game as a junior.

### Ramel Lloyd Jr.


- Plays at Sierra Canyon High School, which is No. 1 in the Max Preps Preseason Top 25.
- Is a four-star recruit by ESPN and the No. 8 prospect in California, while being ranked in the top 150 by 247Sports.
- Averaged 16.9 points, 7.7 rebounds, and 5.1 assists per game as Sierra Canyon went 15-2 and lost in the Southern Section Open Division Finals in 2021.
- Selected Nebraska over Arkansas, Oregon, Arizona State and Georgetown.

## HUSKER INJURY UPDATE

The Huskers have a pair of scholarship players currently out with injuries. Trevor Lakes is out indefinitely because of a lingering shoulder injury and has not played since Jan. 8.

Wilhelm Breidenbach underwent season-ending leg surgery on Dec. 22 for an injury suffered in Nebraska's game against Michigan on Dec. 7. Breidenbach played in each of Nebraska's first 10 games, averaging 3.7 points, 2.7 rebounds and 1.0 steals per game.

HUSKERS IN THE PROS



NBA

<b>Player (Years at NU)</b> .....	<b>Current Team</b> .....	<b>League</b>
Dalano Banton (2020-21).....	Toronto Raptors.....	NBA
Isaiah Roby (2017-19).....	OKC Thunder.....	NBA

Overseas

<b>Player (Years at NU)</b> .....	<b>Current Team</b> .....	<b>League</b>
Kris Douse (2007).....	BC Mess.....	Luxembourg
Sek Henry (2007-10).....	Digon.....	France
Ryan Anderson (2007-10).....	Niagara.....	Canada
Christian Standhardinger (2010-11).....	Berangay.....	Phillippines
Caleb Walker (2011-12).....	Nancy.....	France
Jorge Brian Diaz (2010-12).....	Quebradillas.....	Puerto Rico
Ray Gallegos (2010-14).....	Dorados.....	Mexico
Terran Petteway (2014-15).....	Peristeri.....	Greece
Shavon Shields (2013-16).....	Olimpia Milano.....	Italy
Andrew White III (2015-16).....	Buyukcekmece.....	Turkey
Tai Webster (2014-17).....	Zalgris.....	Lithuania
Jack McVeigh (2016-18).....	Adelaide.....	Australia
Duby Okeke (2018).....	Leones.....	Dominican Republic
Anton Gill (2017-18).....	Corsarios.....	Colombia
Evan Taylor (2017-18).....	Nuremberg.....	Germany
Glynn Watson Jr. (2016-19).....	Lavrio.....	Greece
James Palmer Jr. (2018-19).....	Stai.....	Poland
Isaac Copeland Jr. (2018-19).....	Yokohama Ex.....	Japan
Dachon Burke Jr. (2019-20).....	Pristitina.....	Kosovo
Matej Kavaz (2020).....	Lleida.....	Spain
Haanif Cheatham (2020).....	Apollon.....	Cyprus
Thorir Thorbjarnarson (2018-21).....	Zwolle.....	Netherlands
Shamiel Stevenson (2021).....	Metalac.....	Siberia

HOIBERG'S HUSKER TIES

While Fred Hoiberg grew up in Ames and played his high school (Ames High School) and college basketball (Iowa State) there, he was born in Lincoln and has numerous ties to the city and to the University of Nebraska.

- Fred's father (Eric) and mother (Karen) both earned their undergraduate degrees from Nebraska in 1966. In fact, Eric earned his undergraduate degree, Master's degree, and Ph.D. in sociology from the university.

- His maternal grandfather was former Husker basketball coach Jerry Bush. Known as the "Big Bear of the Coliseum," Bush guided NU from 1955 to 1963, and directed two of the greatest upsets ever – a 43-41 victory over top-ranked Kansas and Wilt Chamberlain, and a 55-48 victory over No. 4 Kansas State and Olympian Bob Boozer during the 1957-58 campaign.

- His paternal grandfather (Otto) received his Master's Degree and Ph.D from Nebraska. He joined the faculty of the University of Nebraska in 1948, where he taught sociology and served as director of the community development program in the University of Nebraska Extension Division.

- Fred's son (Sam) is in his first season on the Husker basketball team after walking on. Fred and Sam are one of 20 father-son duos in Division I this season.

MCGOWENS BROTHERS REUNITED ON COURT

After a two-month hiatus, the McGowens brothers were reunited on the court on Jan. 17, and back together in the starting lineup since Jan. 29. Before the first three games of the season, the pair had not played together in a competitive environment since they were kids.

- Bryce is ninth in the Big Ten in scoring at 17.2 ppg while grabbing 5.4 rebounds per game as of March 3. He ranks among the B1G leaders in scoring, free throw percentage and minutes played.

- A seven-time Big Ten Freshman of the Week, he leads all conference rookies in scoring, is second in rebounding and sixth in assists. He is the only Big Ten freshman averaging 10 points and five rebounds per game as of March 4.

- He is the only Husker freshman in either the Big 12 (1996-97 to 2010-11) or Big Ten (2011-12 to present) eras with more than two weekly freshman honors (Shavon Shields, 2012-13).

- McGowens became just the fourth NU freshman or sophomore to score more than 500 points in a season, joining (Tyronn Lue in 1996-97; Dave Hoppen in 1983-84 and Terran Petteway in 2013-14). Lue, Hoppen and Petteway all accomplished it during their sophomore seasons.

- McGowens has reached double figures a team-high 25 times, including 11 20-point efforts. He had a season-high 29 points against Sam Houston (Nov. 12) and Rutgers (Jan. 29).

- McGowens leads the Big Ten and ranks fifth nationally in free throws made (160) as of March 4. He is one of only two freshmen in the top-50 nationally in free throws made.

- He has a pair of double doubles, including a 15-point, 10-rebound effort against Northwestern on Feb. 22, and 18 points and 11 caroms against Southern on Nov. 21.

- In addition to holding the NU freshman scoring mark, he is now in the top-10 in free throws made (158, first), free throws attempted (191, first), field goals (158, second), rebounds (158, sixth) and 3-pointers (40, sixth).

- As a high schooler, he totaled 2,341 points, including 285 3-pointers and was selected for the 2021 Iverson Classic. He was also selected to the Jordan Brand Classic, but the event was not held.

- Last season, he was the Gatorade South Carolina Player of the Year, averaging 21.6 points, 4.7 rebounds and 3.1 assists per contest for Legacy Early College and Coach BJ Jackson.

Trey has been a proven performer throughout his career, as he has started 105 of 108 games at the college level for Pittsburgh and Nebraska and scored over 1,000 career points. He has started 41 of the 42 games he has played at Nebraska (all but his return against Indiana on Jan. 17). He is averaging 6.9 points, 4.3 rebounds, 1.7 assists and 1.2 steals per game.

- He comes into the final weekend of the season playing his best basketball, averaging 9.0 points on 63 percent shooting, 4.0 rebounds and 2.5 steals over the last four games. McGowens is also 5-of-8 from 3-point range in that span.

- He has been a force on the defensive end, recording four steals in each of the two games (at PSU, at OSU).

- He played a major role in the Huskers' win at Ohio State with seven points, six rebounds and four steals while limiting the Buckeyes to 39 percent shooting.

- Trey posted a season-high 12 points on 4-of-5 shooting, five rebounds, four assists and four steals in the win over Penn State.

- His other double-figure game came against Rutgers when he had 11 points and seven rebounds against Rutgers on Jan. 29.

- Considered NU's best defender, McGowens usually is assigned to the opponent's top perimeter scorer. Against No. 11 Wisconsin on Jan. 27, he limited Johnny Davis to a season-low 13 points, including none in the first half and followed up holding Ron Harper Jr. to 1-of-9 shooting on Jan. 29. He limited Minnesota's Payton Willis to 3-of-8 shooting on Feb. 9.

- Last season, Trey averaged 10.7 points, 3.9 rebounds and 2.1 assists per game, while starting all 27 games. He reached double figures 17 times, including a season-high 20 points against No. 17 Michigan State.

- Trey has ranked among the conference leaders in steals in each of his first three seasons in college. He is one of only two active power conference players who ranked in the top five in steals in each of the past three seasons (Jamari Wheeler, PSU/OSU).

- In his final season at Pittsburgh (2019-20), he averaged 11.5 ppg, while ranking in the top 15 of the ACC in steals (fourth), assists (3.6, 10th), assist-to-turnover ratio (15th) and minutes played.

- The McGowens brothers are one of 15 brother combos on the same college roster this season.

BRYCE AT A GLANCE

Category	No.	BIG Rk.
Scoring	17.2	9th
FT Made	160	1st
FT Att	191	t1st
FT. Pct.	.838	2nd
Minutes	33.3	11th

NU FRESHMAN POINTS/GAME

No.	Player (Year)	PPG
-	<b>Bryce McGowens (2022)</b>	<b>17.2</b>
1.	Joe McCray (2005)	15.5
2.	Jerry Fort (1973)	14.5
3.	Dave Hoppen (1983)	13.9

NU FRESHMAN SINGLE-GAME SCORING

No.	Player	Pts.	Opponent (Date)
1.	Tyronn Lue	30	vs. Oregon (11/25/95)
2.	<b>Bryce McGowens</b>	<b>29</b>	<b>Rutgers (1/29/22)</b>
	<b>Bryce McGowens</b>	<b>29</b>	<b>Sam Houston (11/12/21)</b>
	Shavon Shields	29	at Penn State (1/19/13)
	Ryan Anderson	29	at Hawaii (12/22/06)

NU FRESHMAN REBOUNDS/GAME

No.	Player (Year)	PPG
1.	Yvan Ouedraogo (2020)	6.3
	Aleks Maric (2005)	6.3
3.	John Turek (2002)	6.2
4.	<b>Bryce McGowens (2022)</b>	<b>5.4</b>





**FILLING UP THE VAULT IN 2021-22**

With no fans allowed in 2020-21, Nebraska missed out on the fan support which has ranked among the nation's best since opening Pinnacle Bank Arena in August of 2013. From 2013-14 to 2020-21, Nebraska annually ranked in the top 15 nationally in average attendance, averaging sellout crowds in the 15,000-seat arena.

Two years ago, the Huskers established a single-season record with an average of 15,605 fans per game despite posting a 7-25 record. That set NU's single-season record, breaking the mark of 15,569 per game set during the 2014-15 season. Nebraska was one of nine schools in the country to average 15,000+ fans per contest from 2013-14 to 2019-20, joining Kentucky, Syracuse, Louisville, North Carolina, Wisconsin, Indiana, Kansas and Creighton.

**ZO TAKES THE POINT**

Alonzo Verge took over the point guard duties from 2021 NBA Draft pick Dalano Banton, and Verge has provided an immediate impact, averaging 13.8 points, 4.4 rebounds, 5.3 assists and 1.5 steals per game. The 6-foot-4 guard from Chicago ranks among conference leaders in both assists (first) and steals (fourth) as of March 4.

- Since his return to Chicago to take on Northwestern on Feb. 22, Verge is averaging 15.3 points, 6.0 assists, 4.0 rebounds and 2.0 steals per game, while posting a 2.4-to-1 assist-to turnover ratio.

- His 5.31 assists per game would rank fifth in school history, while only three players in school history have averaged at least 5.00 assists in a season.

- On the year, he has a 1.60-to-1 assist-to-turnover ratio after posting a 1.29-to-1 ratio in his two seasons at Arizona State.

- Verge is one of two Big Ten players (also Minnesota's Payton Willis) with both a points/assist double-double and a points/rebound double-double.

- He comes off his fifth double-double of the year with 15 points and 11 assists in the win over No. 23 Ohio State. Verge set a school record with nine assists in the first half, the most ever by a Husker in a conference game.

- Verge now has a conference-high four games with 10+ assists this season. It also matches the most by any power conference player in 2021-22. His other assist/points double-doubles came against Kennesaw State (16 points, 12 assists), at NC State (25 points, 11 assists and nine rebounds) and Tennessee State (18 points, 10 assists).

- He shined against No. 25 Iowa on Feb. 25, finishing with a game-high 18 points, along with seven assists and four steals. His four steals tied a career high and marked the second straight game he had four steals.

- Verge posted a 22-point, four-assist, three-steal effort against Minnesota on Feb. 9. He scored 20 of his 22 points in the second half while helping NU shoot 58 percent from the floor after halftime.

- Verge posted his second career 30-point game against Michigan on Dec. 7, as he had 31 points and eight boards. It was his first 30-point game since the 2019-20 season when he was at Arizona State.

- He posted his first collegiate double-double in the opener with 26 points - the most points ever in a Husker debut - a career-high 13 rebounds and five assists.

- Verge was a combo guard during his two seasons at Arizona State, where he teamed with current Kansas guard Remy Martin in one of the highest scoring backcourts in the Pac-12.

- He averaged 14.0 points, 3.8 assists and 3.9 rebounds per game in 2020-21, ranking among the Pac-12 leaders in scoring (15th), assists (seventh), assist-to-turnover ratio (1.55-to-1, sixth), steals (1.2, 13th) and free throw percentage (.809, 13th).

- In his first season at ASU, he was the 2020 Pac-12 Sixth Man of the Year and an honorable-mention all-conference pick after averaging 14.6 points per game, 3.5 rebounds, 2.3 assists and 1.4 steals per game.

- A two-time NJCAA All-American at Moberly Area (Ill.) CC, he ranked in the top three nationally in both scoring and assists in 2018-19. He tallied 1,086 points (30.9 ppg in 35 games), but also dished out 8.2 assists per game en route to first-team accolades.

**LOOKING AT ALONZO**

Category	No.	B1G Rk.
Scoring	13.8	19th
Assists	5.2	1st
Steals	1.4	4th
FT. Pct.	.766	7th
FG Pct.	.445	11th

**SINGLE-SEASON ASSISTS/GM**

No.	Player (Year)	APG
1.	Brian Carr (1985)	7.90
2.	Brian Carr (1986)	6.70
3.	Cam Mack (2020)	6.39
4.	Charles Richardson Jr. (2007)	5.77
-	<b>Alonzo Verge Jr. (2022)</b>	<b>5.31</b>
5.	Brian Carr (1987)	5.03

**10+ ASSIST GAMES LEADERS (BIG)**

No.	Player (Year)	10+ Assists
1.	<b>Alonzo Verge Jr., Nebraska</b>	<b>4</b>
2.	Payton Willis, Minnesota	3
3.	DeVante' Jones, Michigan	2
	Tyson Walker, Michigan St.	2

**WORLDWIDE HUSKERS**

NU's roster has had an international flavor in recent seasons and that trend will continue in 2021-21. Four Huskers hail from overseas, including Eduardo Andre (London, England), Oleg Kojenets (Kaunas, Lithuania), Lat Mayen (Adelaide, Australia) and Keisei Tominaga (Moriyama Nagoya Aichi, Japan). In three seasons under Hoiberg, NU has had players on its roster from a host of countries, including Australia, Canada, England, France, Iceland and Slovenia.

**INTERNATIONAL FLAVOR**

Player.....	Hometown
Eduardo Andre .....	London, England
Oleg Kojenets .....	Kaunas, Lithuania
Lat Mayen.....	Adelaide, Australia
Keisei Tominaga.....	Moriyama Nagoya Aichi, Japan

**BANTON AND ROBY ON NBA ROSTERS**

Nebraska had a pair of former players on opening-night NBA rosters with Isaiah Roby and Dalano Banton. The pair gives Nebraska multiple NBA players for the first time since the 2008-09 season (Tyronn Lue and Mikki Moore). In addition, Tyronn Lue is beginning his second season as the head coach of the Los Angeles Clippers.

Roby, a second-round pick in 2019, is in his second full season with the Oklahoma City Thunder after averaging 8.7 points and 5.6 rebounds per game last season. Roby played three seasons at Nebraska and helped the Huskers to a pair of postseason appearances.

Banton was a second-round pick of Toronto in 2021, becoming the Huskers' second NBA Draft pick in the last three years. Banton spent two years at NU and averaged 9.6 points per game in 2020-21 while leading the Huskers in both rebounding (5.9) and assists (3.9) per game. He became the first Husker since 1974 to lead NU in both rebounds and assists in the same season.

**FINDING 20-20 VISION**

Nebraska has three games this season with multiple 20-point scorers, most recently against NC State on Dec. 1. Prior to this season, NU had only three games over the last two seasons with multiple 20-point scorers.

**MULTIPLE 20-POINT SCORING GAMES UNDER HOIBERG**

Opponent	Date	Players
So. Florida	11/27/19	Cheatham 26; Burke 21
Indiana	12/13/19	Burke 25, Chetham 21
Michigan St.	1/2/21	Allen 23, T. McGowens 20
Western Ill.	11/9/21	Verge 26, B. McGowens 25
<b>S. Dakota</b>	<b>11/27/21</b>	<b>Tominaga 23; B. McGowens 22</b>
<b>NC State</b>	<b>12/1/21</b>	<b>Verge 25, McGowens 24</b>

**SCORING PRODUCTION OFF THE BENCH**

Nebraska has gotten good production from its bench in 2021-22, averaging 21.6 points per game from its reserves entering the game against No. 10 Wisconsin. NU has gotten a total of 20 double-digit scoring nights from its bench including a pair of 20-point efforts.

**20-POINT BENCH PERFORMANCES UNDER HOIBERG**

Player	Pts.	Opponent (Year)
<b>Keisei Tominaga</b>	<b>23</b>	<b>South Dakota (2021-22)</b>
<b>Kobe Webster</b>	<b>20</b>	<b>Creighton (2021-22)</b>
Kobe Webster	23	at Northwestern (2020-21)
Kobe Webster	20	Georgia Tech (2020-21)
Kevin Cross	23	Indiana (2019-20 B1G)
Dachon Burke	21	Michigan State(2019-20)

**WORKING OVERTIME**

- NU is 0-2 in overtime games this season and is now 63-53 all-time in overtime games.
- Of the 116 overtime games in program history, 22 games have been at least two overtimes, including a trio of 3 OT games and a pair of quadruple overtime contests.
- Nebraska's game against NC State marked the longest Big Ten game in the last decade. In fact, only three other Big Ten games had reached triple overtime dating back to the start of the 2011-12 season.

**LONGEST NCAA GAMES SINCE 2011-12**

Matchup	OTs	Date
Louisville at Notre Dame	5	2/9/2013
Nebraska at NC State	4	12/1/21
FIU at Eastern Michigan	4	12/11/2021

**LONGEST BIG GAMES SINCE 2011-12**

Matchup	OTs	Date
Nebraska at NC State	4	12/1/21
Penn State at Indiana	3	2/1/17
Illinois at Rutgers	3	2/3/16
Minnesota at Purdue	3	2/5/14

**FROSH OPENER STARTERS (SINCE 1995)**

Freshman	Pos.	Year
Bryce McGowens	G	2021-22
C.J. Wilcher**	G	2021-22
Yvan Ouedraogo	F	2019-20
Tai Webster	G	2013-14
Benny Parker	G	2012-13
Jorge Brian Diaz*	C	2009-10
Brandon Ubel	F	2009-10
Cookie Miller	G	2007-08
Sek Henry	G	2006-07
Ryan Anderson	G	2006-07
Marcus Walker	G	2005-06
Jake Muhleisen	G	2001-02
Brian Conklin*	F	2000-01
Cookie Belcher	G	1996-97
Tyronn Lue	G	1995-96

\*-redshirt freshman; \*\*-second-year freshman because of COVID-19

**WEBSTER EARNS ACADEMIC ALL-DISTRICT**

Nebraska senior guard Kobe Webster was honored Feb. 17, as he was named to the 2021-22 Academic All-District® Men's Basketball Team, selected by CoSIDA. Webster was a first-team honoree as he carries a 3.75 GPA while pursuing a masters degree in educational administration. He graduated with a degree in management from Western Illinois in 2020.

Webster, a third-team selection in 2021, will look to become only the third Husker basketball player to be a two-time Academic All-American, joining Shavon Shields (2015-16) and Beau Reid (1989-91).

**NU GRADUATION SUCCESS RATE HITS ALL-TIME HIGH OF 95 PERCENT**

Nebraska student-athletes have posted a 95 percent NCAA Graduation Success Rate (GSR), continuing the Huskers' long tradition of being a national leader in the classroom. The NCAA released its GSR scores on Dec. 2, with Nebraska improving its GSR for the 11th straight year.

- The 95 percent GSR rate for all student-athletes ranks third among 14 Big Ten schools. On the national scale, Nebraska's GSR is tied for 10th out of 130 FBS institutions. The 95 percent GSR rate marks the 11th straight year Nebraska has increased its GSR.
- The Husker men's basketball program achieved a 100 percent GSR for the second straight season and was one of 13 Husker programs to post a 100 GSR in the latest rankings. NU was one of five Big Ten teams with a perfect GSR this year.

**ALL IN THE FAMILY**

Several members of the 2021-22 Huskers have family members who have played basketball at the college or professional levels. The list is led by former NBA players Eric Piatkowski, who spent 14 years in the NBA after scoring nearly 2,000 career points at Nebraska, and Fred Hoiberg, who played in the NBA for a decade after a standout career at Iowa State. Keisei Tominaga's father didn't play college basketball, but was a center on the Japanese national team at the 1998 FIBA World Championship and played professionally in Japan for a decade.

Player	Relative	College (Sport)
Jackson Cronin	Steve (Father)	Tufts (MBB)
Keon Edwards	Kyre (Brother)	Texas A&M-Kingsville
Sam Hoiberg	Fred (Father)	Iowa State/NBA (MBB)
	Jack (Brother)	Michigan State/UT-Arlington (MBB)
Oleg Kojenets	Aleh (Father)	UNC Wilmington
	Jurga Paliukaite (Mother)	UNC Wilmington
Trey & Bryce McGowens	Bobby McGowens (Father)	Clemson (FB)/South Carolina State (MBB/FB)
	Pam Owens (Mother)	Western Carolina (WBB)
Jace Piatkowski	Eric Piatkowski (Father)	Nebraska (MBB)
Keisei Tominaga	Hiroiyuki (Father)	Played Internationally for Japan
Alonzo Verge Jr.	Alonzo (Father)	Eastern New Mexico (MBB)
C.J. Wilcher	Sergio (Father)	Morgan State (MBB)

**NBA COACHES GO BACK TO SCHOOL**

Nebraska Coach Fred Hoiberg is one of nine active NCAA coaches to have coached in the NBA, as he spent three-plus seasons with the Chicago Bulls. Hoiberg's 270 regular-season NBA games rank third among the 10 former NBA coaches in the collegiate ranks.

Coach, School	NBA Head Coach, Years
John Calipari, Kentucky	New Jersey, 1996-99
Leonard Hamilton, Miami	Washington, 2000-01
Fred Hoiberg, Nebraska	Chicago, 2015-18
Lindsey Hunter, Mississippi Valley State	Phoenix, 2013
Eric Musselman, Arkansas	Golden State, 2002-04; Sacramento, 2006-07
Rick Pitino, Iona	New York, 1987-89; Boston, 1997-2001
Reggie Theus, Bethune-Cookman	Sacramento, 2007-09
Darrell Walker, Arkansas Little Rock	Toronto, 1996-98; Washington, 1999-2000
Mike Woodson, Indiana	Atlanta 2004-2010; New York, 2011-14

**UP-TEMPO BASKETBALL**

One trait of any Fred Hoiberg-coached team is to play at a fast pace. The Huskers have led the Big Ten in pace in each of the last two seasons, ranking 16th nationally by KenPom in 2019-20 and 35th in 2020-21. NU has been the only Big Ten team to rank in the top-50 nationally in each of the past two seasons.

In seven full seasons as a college head coach (five at Iowa State and two at NU), Hoiberg's teams have ranked in the top-50 in tempo five times, including three times in the top-20. Prior to Hoiberg's arrival, the last time a Husker team was in the top-100 nationally in tempo according to KenPom was in 1999-2000 under Danny Nee.

Year	Hoiberg-Coached Team	Big Ten Leader
2010-11	Iowa State (34th)	Iowa (100th)
2011-12	Iowa State (128th)	Iowa (70th)
2012-13	Iowa State (30th)	Iowa (95th)
2013-14	Iowa State (12th)	Iowa (29th)
2014-15	Iowa State (10th)	Minnesota (47th)
2019-20	Nebraska (16th)	Nebraska
2020-21	Nebraska (35th)	Nebraska
2021-22	Nebraska (18th)	Nebraska

# NEBRASKA HEAD COACH FRED HOIBERG

## NEBRASKA (2019-PRESENT)

- Hired as Nebraska's 28th men's basketball coach on March 30, 2019, a position his grandfather (Jerry Bush) held for nine seasons from 1954 to 1963.
- Brought in the highest-ranked recruiting class in school history, as his 2021 class was ranked 13th nationally by ESPN.com

## CHICAGO BULLS (2015-18)

- Coached the Chicago Bulls for three-plus seasons, posting a 115-155 record.
- Became just the fifth coach in franchise history to post a winning record in his debut season.
- Took the Bulls to the 2017 NBA Playoffs where they won the first two games against the top-seeded Boston Celtics, as the Bulls were the first No. 8 seed to take a 2-0 lead against a No. 1 seed since 1993.
- Was the fifth coach in NBA history to have each of his first two career playoff victories come on the road.

## IOWA STATE (2010-15)

- Served as head coach at his alma mater for five seasons, posting a 115-56 record, which is the top winning percentage in school history (.673).
- Led the Cyclones to four straight NCAA Tournament appearances - a program record - while his 115 wins were the most in a five-year stretch in school history.
- Guided Iowa State to back-to-back Big 12 Tournament titles in 2014 and 2015.
- Produced four All-Americans, 12 All-Big 12 honorees and 10 players who played in the NBA.
- Named Big 12 Coach of the Year in 2012, as the Cyclones went from three conference wins to 12 in one season.
- Won 28 games and reached the NCAA Sweet 16 in 2014.
- Led the Big 12 in scoring offense in two of his last four seasons and topped the conference in 3-pointers four times in five years.

## MINNESOTA TIMBERWOLVES (2005-10)

- Served as Vice President of Basketball Operations in 2009-10, overseeing the day-to-day operations of basketball programs including college and pro scouting, salary cap management and NBA Draft preparations.
- Was the Assistant General Manager for three seasons, helping the Timberwolves orchestrate a draft-day trade for five-time all-star Kevin Love in 2008.

## AS AN NBA PLAYER (1995-2005)

- Spent 10 years in the NBA with the Indiana Pacers (four seasons), Chicago Bulls (four seasons) and Minnesota Timberwolves (two seasons) after being selected in the second round of the 1995 NBA Draft.
- Was a member of three NBA Playoff Teams, including a Timberwolves team that reached the 2004 Western Conference Finals.
- Shot 40 percent from 3-point range during his career and led the NBA in 3-point shooting in his final season (48.3, 2004-05).
- Ended his NBA career abruptly at the age of 33 after undergoing open-heart surgery to repair an aneurysm in his aortic root.

## AS A PLAYER AT IOWA STATE (1991-95)

- Started all four seasons at Iowa State, averaging 15.8 points, 6.9 rebounds, 2.8 assists and 1.6 steals per game in his collegiate career.
- His No. 32 was retired by Iowa State in 1997 and Hoiberg is a member of the Iowa State Hall of Fame.
- Garnered third-team All-America honors as a senior in 1994-95, averaging 19.9 points per game to help the Cyclones win a then-school-record 23 games and was named Big Eight Co-Male Athlete of the Year in 1995.
- Two-time Academic All-American who was inducted into the CoSIDA Academic Hall of Fame in 2016.



## FRED HOIBERG'S COLLEGIATE COACHING RECORD

Year	School	Overall Record	Pct.	Conf. Record	Pct.	Conf. Finish	Postseason
2010-11	Iowa State	16-16	.500	3-13	.188	12th	None
2011-12	Iowa State	23-11	.676	12-6	.677	T-3rd	NCAA Third Round
2012-13	Iowa State	23-12	.657	11-7	.611	T-4th	NCAA Third Round
2013-14	Iowa State	28-8	.778	11-7	.611	T-3rd	NCAA Sweet 16
2014-15	Iowa State	25-9	.735	12-6	.677	T-2nd	NCAA Second Round
2019-20	Nebraska	7-25	.219	2-18	.100	14th	None
2020-21	Nebraska	7-20	.259	3-16	.158	14th	None
2021-22	Nebraska	9-21	.300	3-16	.158	-	-
<b>Totals</b>		<b>138-122</b>	<b>.531</b>	<b>57-89</b>	<b>.390</b>		





BROADCAST NOTES

2021-22 RECORD 9-21/3-16 Big Ten

NEXT GAMES Sun., March 6 at Wisconsin (1 p.m./BTN)

Wed., March 9 vs. TBA (TBA/BTN)

LAST GAME Tuesday, March 1 def. No. 23 Ohio State, 78-70

HEAD COACH Fred Hoiberg (Iowa St., 1995) Nebraska: 23-66 / 3rd Career: 138-122 / 8th

ASSISTANTS Matt Abdelmassih Armon Gates Nate Loenser Doc Sadler, Special Assistant

2021-22 SCHEDULE NOV

- 9 Western Illinois..... L, 74-75
12 Sam Houston..... W, 74-65
16 Creighton..... L, 69-77
19 Idaho State..... W, 78-60
21 Southern..... W, 82-59
23 Tennessee State..... W, 79-73
27 South Dakota..... W, 83-70

- DEC
1 at NC State... L, 100-104 (40T)
4 at Indiana \*..... L, 55-68
7 Michigan \*..... L, 67-102
11 vs. No. 18 Auburn..... L, 68-99
19 Kansas State..... L, 58-67
22 Kennesaw State..... W, 88-74

- JAN
2 No. 13 Ohio St. \*..... L, 77-89 (OT)
5 at No. 10 Mich. St. \*..... L, 67-79
8 at Rutgers \*..... L, 65-93
11 No. 25 Illinois \*..... L, 71-81
14 at No. 7 Purdue \*..... L, 56-93
17 Indiana \*..... L, 71-78
26 No. 11 Wisconsin \*..... L, 65-73
29 Rutgers \*..... L, 61-63

- FEB
1 at Michigan \*..... L, 79-85
5 Northwestern \*..... L, 63-87
9 Minnesota \*..... W, 78-65
13 at Iowa \*..... W, 75-98
18 Maryland \*..... L, 74-90
22 at Northwestern \*..... L, 65-77
25 No. 25 Iowa \*..... L, 78-88
27 at Penn State \*..... W, 93-70

- MARCH
1 at No. 23 Ohio St. \*..... W, 78-70
6 at Wisconsin \*..... 1 p.m.
9 vs. TBA (BIG Tourney)..... TBA

C.J. WILCHER (WILL-CHUR) G / 6-5 / 221 / Fr. / Plainfield, N.J.
Season 30/1 8.3 2.4 0.9 0.8 .461 .410 .647
BIG 19/0 8.3 2.1 0.7 0.7 .459 .432 .650
Career 44/2 6.7 1.9 0.7 0.7 .457 .405 .667

ALONZO VERGE JR. G / 6-3 / 164 / Sr. / Chicago, Ill.
Season 29/29 13.8 4.4 5.3 1.5 .445 .327 .766
BIG 18/18 13.0 3.7 4.6 1.3 .447 .379 .797
Career 80/59 14.1 3.9 3.8 1.4 .427 .316 .769

TREY MCGOWENS G / 6-4 / 196 / Jr. / Pendleton, S.C.
Season 15/14 6.9 4.3 1.7 1.4 .418 .389 .585
BIG 12/11 7.1 4.1 1.8 1.4 .424 .389 .564
Career 108/105 10.7 3.5 2.4 1.7 .392 .333 .706

QUARAN MCPHERSON (KR-AAN) G / 6-3 / 199 / Fr. / Queens, N.Y.
Season 0/0 0.0 0.0 0.0 0.0 .000 .000 .000
BIG 0/0 0.0 0.0 0.0 0.0 .000 .000 .000
Career 0/0 0.0 0.0 0.0 0.0 .000 .000 .000

BRYCE MCGOWENS G / 6-7 / 179 / Fr. / Pendleton, S.C.
Season 30/30 17.2 5.3 1.4 0.7 .408 .280 .838
BIG 19/19 17.3 4.8 1.3 0.7 .395 .289 .858
Career 30/30 17.2 5.3 1.4 0.7 .408 .280 .838

KOBE WEBSTER G / 6-0 / 176 / Sr. / Indianapolis, Ind.
Season 28/1 6.1 1.5 1.4 0.5 .372 .352 .667
BIG 19/1 5.7 1.6 1.3 0.4 .356 .349 .619
Career 140/91 12.9 3.0 2.6 0.8 .415 .372 .732

LAT MAYEN (LATT RHYMES W/ MATT) MAY-EN) F / 6-9 / 217 / Jr. / Adelaide, Australia
Season 29/29 5.9 3.7 0.8 0.5 .380 .304 .719
BIG 19/19 6.4 3.9 0.7 0.4 .404 .333 .682
Career 73/56 6.0 3.4 0.6 0.4 .391 .332 .750

DERRICK WALKER JR. F / 6-9 / 239 / Jr. / Kansas City, Mo.
Season 30/30 9.1 6.0 1.4 0.7 .682 .000 .706
BIG 19/19 8.6 5.5 1.4 0.7 .632 .000 .667
Career 110/46 4.2 3.3 0.8 0.4 .641 .000 .521

TREVOR LAKES F / 6-8 / 220 / Sr. / Lebanon, Ind.
Season 7/0 1.7 0.7 0.1 0.3 .333 .273 .500
BIG 3/0 0.0 1.3 0.3 0.3 .000 .000 .000
Career 105/57 9.9 3.8 0.7 0.4 .433 .399 .789

KEON EDWARDS G / 6-7 / 204 / Fr. / Houston, Texas
Season 17/5 0.6 0.7 0.1 0.1 .190 .067 .500
BIG 8/0 0.6 0.4 0.0 0.0 .250 .250 .000
Career 22/5 0.9 0.7 0.1 0.1 .233 .111 .750

DENIM DAWSON G/F / 6-6 / 185 / Fr. / San Bernardino, Calif.
Season 0/0 0.0 0.0 0.0 0.0 .000 .000 .000
BIG 0/0 0.0 0.0 0.0 0.0 .000 .000 .000
Career 0/0 0.0 0.0 0.0 0.0 .000 .000 .000

KEISEI TOMINAGA (KAY-SAY TOE-MAY-NAWGA) G / 6-2 / 178 / So. / Moriyama Nagoya Aichi, Japan
Season 28/11 5.9 1.5 0.6 0.8 .384 .343 .813
BIG 17/8 4.1 1.6 0.7 0.5 .357 .313 .833
Career 28/11 5.9 1.5 0.6 0.8 .384 .343 .813

WILHELM BREIDENBACH (BRIDE-EN-BOCK) F / 6-10 / 227 / Fr. / Rancho Santa Margarita, Calif.
Season 10/0 3.7 2.7 0.6 1.0 .359 .150 .500
BIG 2/0 4.5 4.0 0.0 1.0 .400 .000 .1000
Career 10/0 3.7 0.6 2.7 1.0 .359 .150 .500

OLEG KOJENETS (OH-LEG CO-YAH-NET) F / 7-0 / 220 / Fr. / Kaunas, Lithuania
Season 0/0 0.0 0.0 0.0 0.0 .000 .000 .000
BIG 0/0 0.0 0.0 0.0 0.0 .000 .000 .000
Career 0/0 0.0 0.0 0.0 0.0 .000 .000 .000

EDUARDO ANDRE F / 6-11 / 236 / Fr. / London, England
Season 28/0 3.1 3.4 0.3 0.6 .559 .000 .524
BIG 19/0 3.1 3.4 0.4 0.7 .621 .000 .480
Career 48/0 2.9 2.9 0.4 0.4 .592 .000 .500

Last Game: 15 points (6-11 FG, 3-5 3PT), two rebounds and a steal in 33 minutes
Played in all 30 games and has reached double figures 12 times, including five with 15+ points
Had a career-high 17 points on 6-of-9 shooting (4-of-7 from 3) vs. No. 18 Auburn
Played 14 games at Xavier in 2020-21, averaging 3.3 points and 1.1 rebounds per game
Four-star recruit who was No. 81 in the class of 2020 at Roselle (N.J.) Catholic High School

Last Game: 15 points (5-14 FG, 1-2 FT), 11 assists and five rebounds in 34 minutes (5th double-double)
Grad transfer who has five 20-point games in 2021-22 and ranks in top-five in BIG in assists & steals
Spent two seasons at Arizona State, where he was the Pac-12 Sixth Man of the Year in 2019-20
Scored a career-high 43 points against St. Mary's in 2019
Two-time NCAA All-American at Moberly CC, totaling 1,603 points and 486 assists in two years

Last Game: Seven points (3-5 FG, 1-2 3PT), six boards and four steals in 32 minutes
Two double-figure games, including 12 points, five boards, four assists and four steals at Penn State
Missed 15 games with a broken bone in his right foot before returning on Jan. 17 vs. Indiana
Started all 27 games in 2020-21, ranking second on the team with 10.7 ppg and 2.3 avg
Started two seasons at Pittsburgh and averaged 11.5 ppg, 3.9 rpg, 3.6 avg and 1.9 spg in 2019-20

Last Game: DNP
True freshman guard who is slated to redshirt this season
Energetic and talkative presence on sidelines who is always encouraging teammates
Played at Link Year (Mo.) School, averaging 19 ppg and 4 avg, while helping team to 26-4 record
Was teammates at Christ the King High School in 2018-19 with Kofi Cockburn and Tyson Walker

Last Game: 26 points (8-15 FG, 2-7 3PT, 8-9 FT) and four rebounds in 37 minutes
Leads all Big Ten freshmen in scoring, is second in rebounding and posted 11 20+ point games
Seven-time Big Ten Freshman of the Week (Nov. 15, Nov. 29, Dec. 20, Jan. 31, Feb. 7, Feb. 14, Feb. 21)
Top-25 recruit who was selected for Jordan Brand Classic and played in Iverson Classic selection
South Carolina Player of the Year at Legacy Early College (21.6 ppg, 4.7 rpg, 3.1 api) in 2020-21

Last Game: Five points (1-3 FG, 1-3 3PT, 2-2 FT) with an assist in 15 minutes
Two double-figure games, including 12 points on 8-of-11 shooting, including four 3-pointers, vs. Creighton
Played in all 27 games in 2020-21 averaging 8.1 ppg and 1.3 avg, including 12.8 ppg in last six games
Three-year starter at Western Illinois who earned All-Summit League honors in 2018-19 and 2019-20
Third-team CoSIDA Academic All-American who is working on master's in educational administration

Last Game: Six points (1-4 FG, 1-4 3PT, 3-4 FT) with two rebounds and a block in 26 minutes
Had a season-high 13 points at Penn State, one of two double-figure games in 2021-22
Started all 27 games in 2020-21, averaging 8.6 ppg, 4.5 rpg, including 25-point effort against Rutgers
No. 18 JUCO player at Chipola (Fla.) College, averaging 11.8 ppg, 8.7 rpg and 2.7 avg in 2019-20
Started college career at TCU, but played just 17 games before a knee injury ended his 2018-19 year

Last Game: Four points (2-2 FG) and five rebounds in 13 minutes
Averaging career highs in scoring, rebounds, steals and blocks and has three double-doubles
Started last 16 games in 2020-21, averaging 5.9 ppg on 60 percent shooting and 4.8 rpg
Spent two years at Tennessee, helping the Vols to an SEC title (2017-19) and NCAA Sweet 16 (2018-19)
Working on his master's degree after being the first member of his family to graduate college

Last Game: DNP-Injury
Fifth-year senior who has been out since Jan. 10 with a shoulder injury
Planned to redshirt in 2020-21, but played in 14 games (3.2 ppg, 1.1 rpg) after being granted a free year
Spent three seasons at Division II University of Indianapolis, and was a two-time all-conference pick
Averaged 15.7 ppg, 6.2 rpg while leading his conference in 3-pointers per game (3.4/gm) in 2019-20

Last Game: DNP
Transfer who has started five games after Trey McGowens' injury but has seen limited time recently
Played at DePaul in 2020-21 after reclassifying in December of 2020, and played in five games
Was the No. 41 player nationally by ESPN.com in the 2021 class before reclassifying,
Averaged 14.3 ppg, 5.5 rpg, 2.6 avg, 2.4 spg and 1.9 bpg at Hillcrest Prep in 2019-20

Last Game: DNP (Redshirting)
Enrolled at Nebraska for the spring semester and will likely redshirt as he adjusts to college hoops
Three-star recruit by both Rivals and 247Sports, and was rated just outside the top-250 recruits nationally by 247Sports in the class of 2022
16 ppg and 5 rpg at Orange Lutheran HS, which reached the Division 2AA CIF-SS quarterfinals in 2021

Last Game: DNP
Has seven double-figure efforts, including a season-high 23 points vs. South Dakota (8/11 FG)
Represented Japan in the Tokyo Olympics, ranking 3rd in scoring (6.9 ppg) to help Japan to medal round
Spent two years at Ranger College, earning All-America honors in 2020-21 (16.3 ppg, 3.4 3/gm)
Hit 198 3-pointers in two years and shot 48 percent from 3-point range in that span

Last Game: DNP-Injury
Had season-ending surgery on Dec. 22 after suffering a right leg injury against Michigan on Dec. 7
Played in NU's first 10 games, averaging 3.7 points, 2.7 rebounds and 1.0 steals per game in 2021-22
Top-100 recruit who was a four-year starter at Mater Dei High School for Coach Gary McKnight
Averaged 15.5 ppg, 7.0 rpg, 2.8 rpg as a senior in helping Mater Dei to a 21-0 record before an injury

Last Game: DNP (Redshirting)
True freshman forward who is slated to redshirt this season
Was a three-star recruit who played just nine games at Western Reserve (Ohio) Academy in 2020-21
Was invited to play for Lithuania at the FIBA U-19 Championships, but could not play due to injury
Is just the fifth 7-footer to attend Nebraska in the last 60 years

Last Game: Two points (1-1 FG) and three rebounds in nine minutes
Posted career bests in both points (11) and rebounds (seven) against Sam Houston on Nov. 12
Played in 20 games in 2020-21, averaging 2.7 ppg on 65 percent shooting and 2.2 rpg
Averaged 10.3 ppg, 9.8 rpg, and 3.9 bpg at AZ Compass Prep in 2019-20
Did not begin playing competitively until he was a teenager, as he played soccer growing up

JACKSON CRONIN G / 6-1 / 187 / Fr. / Great Neck, N.Y.
Season 12/0 0.6 0.1 0.0 0.0 .600 1.000 .000
BIG 7/0 1.0 0.0 0.0 0.0 .750 1.000 .000
Career 12/0 0.6 0.1 0.0 0.0 .600 1.000 .000

SAM HOIBERG G / 6-0 / 183 / Fr. / Lincoln, Neb.
Season 0/0 0.0 0.0 0.0 0.0 .000 .000 .000
BIG 0/0 0.0 0.0 0.0 0.0 .000 .000 .000
Career 0/0 0.0 0.0 0.0 0.0 .000 .000 .000

CHRIS MCGRAW G / 6-0 / 176 / So. / Columbus, Ohio
Season 6/0 0.0 0.0 0.2 0.0 .000 .000 .000
BIG 1/0 0.0 0.0 0.0 0.0 .000 .000 .000
Career 10/0 0.0 0.0 0.1 0.0 .000 .000 .000

JACE PIATKOWSKI G / 6-3 / 177 / R.Fr. / Omaha, Neb.
Season 0/0 0.0 0.0 0.0 0.0 .000 .000 .000
BIG 0/0 0.0 0.0 0.0 0.0 .000 .000 .000
Career 10/0 0.4 0.2 0.0 0.0 1.000 1.000 .500

Walk-on who has played in 12 games in 2021-22; Had 5 pts. at Iowa
2x All-County pick at Great Neck (N.Y.) HS (21.3 ppg in 2020-21)

Walk-on who intends to redshirt this season
All-state guard at Pius X HS (14.5 ppg, 4.5 rpg, 3.5 avg in 2020-21)

Walk-on who has played in six games in 2021-22
Began career as a walk-on at Ohio, playing four games in 2018-19

Has not played in 2021-22 because of injury
Played in 10 contests as a redshirt freshman last season

## NEBRASKA BASKETBALL RADIO/TV ROSTER



**0 | C.J. WILCHER**  
Fr. | G | 6-5 | 221  
Plainfield, N.J.



**1 | ALONZO VERGE JR.**  
Sr. | G | 6-3 | 164  
Chicago, Ill.



**2 | TREY MCGOWENS**  
Jr. | G | 6-4 | 196  
Pendleton, S.C.



**3 | QUARAN MCPHERSON**  
Fr. | G | 6-3 | 199  
Queens, N.Y.



**4 | JACKSON CRONIN**  
Fr. | G | 6-1 | 187  
Great Neck, N.Y.



**5 | BRYCE MCGOWENS**  
Fr. | G | 6-7 | 179  
Pendleton, S.C.



**10 | KOBE WEBSTER**  
Sr. | G | 6-0 | 176  
Indianapolis, Ind.



**11 | LAT MAYEN**  
Jr. | F | 6-9 | 217  
Adelaide, Australia



**12 | SAM HOIBERG**  
Fr. | G | 6-0 | 183  
Lincoln, Neb.




**13 | DERRICK WALKER JR.**  
Jr. | F | 6-9 | 239  
Kansas City, Mo.



**14 | TREVOR LAKES**  
Sr. | F | 6-8 | 220  
Lebanon, Ind.



**15 | CHRIS MCGRAW**  
So. | G | 6-0 | 176  
Columbus, Ohio



**21 | JACE PIATKOWSKI**  
Rfr. | G | 6-3 | 177  
Omaha, Neb.



**23 | KEON EDWARDS**  
Fr. | G | 6-7 | 204  
Houston, Texas




**24 | DENIM DAWSON**  
Fr. | G/F | 6-6 | 185  
San Bernardino, Calif.



**30 | KEISEI TOMINAGA**  
So. | G | 6-2 | 178  
Moriyama Nagoya  
Aichi, Japan



**32 | WILHELM BREIDENBACH**  
Fr. | F | 6-10 | 227  
Rancho Santa  
Margarita, Calif.



**33 | OLEG KOJENETS**  
Fr. | F | 7-0 | 223  
Kaunas, Lithuania



**35 | EDUARDO ANDRE**  
Fr. | F | 6-11 | 236  
London, England



**FRED HOIBERG**  
Head Coach



**MATT ABDELMASSIH**  
Assistant Coach



**ARMON GATES**  
Assistant Coach



**NATE LOENSER**  
Assistant Coach



**DOC SADLER**  
Special Assistant to  
the Head Coach



**LUCA VIRGILIO**  
Director of Basketball  
Operations



**KURT JOSEPH**  
Director of Men's  
Basketball Strength &  
Conditioning



**MATT HOLT**  
Video Coordinator



**BUZZY CARUTHERS**  
Director of Player  
Development



**R.J. PIETIG**  
Athletic Trainer



**PAT NORRIS**  
Equipment Manager



**SHERYL BURBACH**  
Assistant Director of  
Basketball Operations



**ATHAN KATSANTONIS**  
Recruiting  
Coordinator



**KEENAN HOLDMAN**  
Graduate Manager



# THE LAST TIME...

## Nebraska Team

Ranked in the top 5 (AP Poll) ..... Never Happened  
 Ranked in the top 10 (AP Poll) ..... March 1, 1966  
 Ranked in the top 20 (AP Poll) ..... Jan. 2, 1995  
 Ranked in the top 25 (AP Poll) ..... Dec. 31, 2018 (No. 24)  
 Ranked in the top 25 (USA Today Coaches Poll) ..... Dec. 31, 2018 (No. 23)

Played AP Poll No. 1 ranked team ..... lost at No. 1 Indiana (47-76), 2/13/2013  
 Defeated AP Poll No. 1 ranked team ..... at No. 1 Missouri (67-51), 2/6/1982  
 Played AP Poll No. 2 ranked team ..... lost at No. 2 Michigan (47-62), 1/9/13  
 Defeated AP Poll No. 2 ranked team ..... vs. No. 2 Oklahoma State (85-69), 2/5/1992  
 Played Team Ranked 1-5 by AP ..... lost at No. 5 Iowa (64-102), 3/4/2021  
 Defeated Team Ranked 1-5 by AP ..... vs. No. 3 Texas (70-67), 2/19/2011  
 Played Team Ranked 6-10 by AP ..... lost to No. 7 Purdue (65-93), 1/14/2022  
 Defeated Team Ranked 6-10 by AP ..... vs. No. 9 Wisconsin (77-68), 3/9/2014  
 Defeated Team Ranked 11-25 by AP ..... at No. 23 Ohio State (78-70), 3/1/2022  
 Defeated Team Ranked 1-10 by AP on Road ..... at No. 9 Michigan State (60-51), 2/16/2014  
 Defeated Ranked Team by AP on Road ..... at No. 23 Ohio State (78-70), 3/1/2022

Scored 100 or more points ..... 100; at NC State, 12/1/2021  
 Scored 90 or more points ..... 93 at Penn State, 2/27/2022  
 Scored 80 or more points ..... 93 at Penn State, 2/27/2022  
 Scored less than 50 points ..... 48; vs. Wisconsin, 2/10/2021  
 Scored less than 40 points ..... 38; at Oregon, 12/15/2012  
 Shot 75% from the field ..... 750, vs. Nebraska-Omaha (42-56), 1/25/1988 \$  
 Shot 70% from the field ..... 723; vs. UNC Wilmington (34-47), 12/5/1997  
 Shot 60% from the field ..... 628; vs. Northwestern (27-43), 2/3/2015

Made 50 or more free throws ..... Never Happened  
 Made 40 or more free throws ..... 43, vs. Texas (43-59), 1/3/1996 - \$  
 Made 30 or more free throws ..... 37; vs. UTSA (37-50), 12/20/2017  
 Made 25 or more free throws ..... 25; vs. Maryland (25-31), 2/18/2022  
 Attempted 60 or more free throws ..... 60, vs. Kansas State (36-60), 1/11/1954 - \$  
 Attempted 50 or more free throws ..... 50, vs. UTSA (37-50), 12/20/2017  
 Attempted 40 or more free throws ..... 50, vs. UTSA (37-50), 12/20/2017  
 Attempted 30 or more free throws ..... 31; vs. Maryland (25-31), 2/18/2022  
 Shot 100% from the foul line (min 10 att.) ..... 1.000; at Penn State (16-16), 1/19/2013  
 Shot 95% from the foul line (min 10 att.) ..... 1.000; at Penn State, (16-16), 1/19/2013  
 Shot 90% from the foul line (min 10 att.) ..... 913; vs. Oklahoma State (21-23), 12/16/2018

Made 20 or more 3-pointers ..... Never Happened  
 Made 15 or more 3-pointers ..... 15; vs. Kennesaw State (15-29), 12/22/2021  
 Made 10 or more 3-pointers ..... 13; at Penn State (13-20), 2/27/2022  
 Made 0 3-pointers ..... 0; vs. Jacksonville State (0-5), 12/18/2012  
 Held Opponent to 0 3-pointers ..... 0; Southeastern Louisiana, 11/22/2015  
 Attempted 40 or more 3-pointers ..... 41; vs. Nevada (9-41), 11/26/2020 \$  
 Attempted 30 or more 3-pointers ..... 35; vs. Michigan (5-35), 12/7/2021  
 Attempted 20 or more 3-pointers ..... 20; at Penn State (13-20), 2/27/2022  
 Shot 75% from 3-point range (min. 10 att.) ..... 750, vs. UT-Pan American (9-12), 12/2/2009 - \$  
 Shot 60% from 3-point range (min. 10 att.) ..... 650; at Penn State (13-20), 2/27/22  
 Shot 50% from 3-point range (min. 10 att.) ..... 650; at Penn State (13-20), 2/27/22  
 Shot 50% from 3-point range (min. 20 att.) ..... 650; at Penn State (13-20), 2/27/22

Had 60 or more rebounds ..... 60; vs. Oral Roberts, 12/22/1999  
 Had 50 or more rebounds ..... 51; vs. NC State, 12/1/2021

Had 30 or more assists ..... 35, vs. Northeastern Illinois, 12/21/1994  
 Had 25 or more assists ..... 25; vs. Doane, 12/17/2020  
 Had 20 or more assists ..... 20; vs. Kennesaw State, 12/22/2021  
 Had 15 or more assists ..... 20; vs. Kennesaw State, 12/22/2021

Had 20 or more steals ..... 23, vs. Texas Tech, 3/4/1999 - \$  
 Had 15 or more steals ..... 16, vs. McNeese State, 11/28/2020  
 Had 10 or more steals ..... 12; vs. Minnesota, 2/9/2022

Had 15 or more blocked shots ..... 15, vs. Coppin State, Dec. 6, 1996 - \$  
 Had 10 or more blocked shots ..... 14; at Northwestern, 1/2/2018

Had 30 or more turnovers ..... 31, at Creighton, 12/11/2005  
 Had 20 or more turnovers ..... 20; vs. Auburn, 3/11/2021  
 Had 5 or less turnovers ..... 4; at Ohio State, 3/1/2022

## Nebraska Player...

Had 20 or more points: ..... 26; Bryce McGowens at Ohio State, 3/1/2022  
 Had 25 or more points: ..... 26; Bryce McGowens at Ohio State, 3/1/2022  
 Had 30 or more points: ..... 31; Alonzo Verge Jr. vs. Michigan, 12/7/2021  
 Had 40 or more points: ..... 41; Teddy Allen vs. Penn State, 2/23/2021  
 Had 20 or more points in a half: ..... 20; Lat Mayen vs. Rutgers (1st), 3/1/2021

Had No Player in Double Figures: ..... vs. Ohio State, 1/21/2012  
 Had Five Players with 10 or more points ..... at Penn State, 2/27/2022  
 ..... Bryce McGowens (25); Alonzo Verge Jr. (15); Lat Mayen (13); Trey McGowens (12); Derrick Walker (10)  
 Had Six Players with 10 or more points ..... vs. McNeese State, 11/25/2020  
 ..... Teddy Allen (14); Trey McGowens (14); Shamiel Stevenson (14) Dalano Banton;  
 ..... Kobe Webster (13); Lat Mayen (13)

Two Huskers with 20 or more points, same game: ..... at NC State, 12/1/2021  
 ..... Alonzo Verge Jr. (25), Bryce McGowens (24)  
 Two Huskers with 25 or more points, same game: ..... vs. Western Illinois, 11/9/21  
 ..... Alonzo Verge Jr. (26), Bryce McGowens (25)  
 Three Huskers with 20 or more points, same game: ..... Iowa, 3/10/2019  
 ..... James Palmer Jr. (30), Glynn Watson Jr. (23), Isaiah Roby (23)  
 Two Huskers with 30 or more points, same game: ..... vs. Oregon, 11/25/1995  
 ..... Tyrronn Lue (30) & Jaron Boone (30) - only time in school history

Had 10 or more rebounds: 10; Derrick Walker and Bryce McGowens at Northwestern, 2/22/2022  
 Had 15 or more rebounds: ..... 19; Yvan Ouedraogo vs. Northwestern, 3/1/2020  
 Had 20 or more rebounds: ..... 21, Kimani Ffriend vs. Oral Roberts, 12/22/1999  
 Had 25 or more rebounds: ..... 26, Bill Johnson vs. Iowa State, 1/4/1954 - \$  
 Two Huskers with 10 or more rebounds, same game: ..... at Northwestern, 2/22/2022  
 ..... (Derrick Walker-10; Bryce McGowens-10)  
 Three Huskers with 10 or more rebounds, same game: ..... vs. Texas Tech, 1/19/2000  
 ..... (Steffon Bradford 16; Kimani Ffriend 12; Louis Truscott 11)

Had 5 or more 3-pointers: ..... 5; Keisei Tominaga at NC State (5-11), 12/1/2021  
 Had 6 or more 3-pointers: ..... 7; Kobe Webster at Northwestern (7-12), 3/7/2021  
 Had 7 or more 3-pointers: ..... 7; Kobe Webster at Northwestern (7-12), 3/7/2021  
 Had 8 or more 3-pointers: ..... 8; Cary Cochran, vs. Baylor (8-13), 2/27/2002 - \$

Had 5 or more assists: ..... 11; Alonzo Verge Jr. at Ohio State, 3/1/2022  
 Had 10 or more assists: ..... 11; Alonzo Verge Jr. at Ohio State, 3/1/2022  
 Had 15 or more assists: ..... 15; Charles Richardson vs. Rutgers, 12/2/2006  
 Had 18 or more assists: ..... 18; Brian Carr, at Evansville, 1/3/1985 - \$

Had 5 or more blocked shots: ..... 5; Isaiah Roby vs. Northwestern, 2/16/2019  
 Had 6 or more blocked shots: ..... 6; Isaiah Roby vs. Eastern Illinois, 11/11/2017  
 Had 7 or more blocked shots: ..... 7; John Turek vs. Colorado, 3/2/2005  
 Had 9 or more blocked shots: ..... 9; Mikki Moore vs. Coppin State, 12/6/1996 - \$  
 Had 10 or more blocked shots: ..... Never Happened

Had 5 or more steals: ..... 5; Wilhelm Breidenbach vs. South Dakota, 11/27/2021  
 Had 6 or more steals: ..... 6; Glynn Watson Jr. vs. Long Beach State, 11/26/2017  
 Had 7 or more steals: ..... 7; Brandon Richardson at Ohio State, 1/3/2012  
 Had 8 or more steals: ..... 8, Cookie Belcher vs. Oklahoma St., 2/7/2001 - \$  
 Had 10 or more steals: ..... Never Happened

Had Triple-Double (Points/Rebounds/Assists): .....  
 ..... 10; Dalano Banton vs. Doane, 12/17/2020, 13/11/10

Had Two Players with Double-Doubles: .....  
 ..... Derrick Walker (12 pt./13 reb.) and Alonzo Verge Jr. (25 pt./11 asst.) at NC State, 12/1/21  
 Had Double-Double (Points/Assists): ..... Alonzo Verge Jr. at NC State (25/11), 12/1/2021  
 Had Double-Double (Points/Rebounds): ..... Bryce McGowens vs. Ohio State (15/10), 2/22/2022  
 Had Double-Double (Points/Steals): ..... Never Happened  
 Had Double-Double (Points/Blocks): ..... Never Happened

\$ - School Record - # - Tied School record  
 As of 3/2/2022



## 2021-22 GAME BY GAME

Team	FG-FGA	Pct.	3FG-3FGA	Pct.	FT-FTA	Pct.	O-D	Reb.	PF	A	TO	B	S	Pts.	W/L
Western Illinois	30-77	.390	9-33	.273	6-14	.429	23-34	57	25	11	18	1	7	75	
at Nebraska	23-59	.390	5-20	.250	23-31	.742	7-30	37	18	6	12	3	8	74	L
Sam Houston	24-64	.375	9-30	.300	8-16	.500	16-29	45	30	10	18	1	4	65	
at Nebraska	22-54	.407	4-22	.182	26-36	.722	10-30	40	16	10	11	6	8	74	W
Creighton	28-60	.467	10-23	.435	11-20	.550	13-37	50	14	16	16	7	5	77	
at Nebraska	26-70	.371	10-26	.385	7-9	.778	9-27	36	18	15	7	5	9	69	L
Idaho State	20-51	.392	12-37	.324	8-14	.571	10-21	31	14	11	15	2	5	60	
at Nebraska	31-57	.544	8-23	.348	8-11	.727	6-25	31	18	18	8	1	8	78	W
Southern	22-65	.338	6-21	.286	9-10	.900	8-22	30	23	12	16	1	5	59	
at Nebraska	27-51	.529	4-23	.174	24-30	.800	3-35	38	18	18	15	3	4	82	W
Tennessee State	26-64	.406	13-33	.394	8-15	.533	12-25	37	21	15	13	2	3	73	
at Nebraska	28-53	.528	6-25	.240	17-27	.630	6-29	35	13	18	10	2	6	79	W
South Dakota	25-59	.424	12-25	.480	8-16	.500	13-27	40	21	16	18	1	8	70	
at Nebraska	28-61	.459	9-23	.391	18-26	.692	9-26	35	16	18	10	4	10	83	W
at NC State	33-90	.367	6-35	.171	32-43	.744	25-45	70	19	12	20	11	9	104	
Nebraska	40-96	.417	9-37	.243	11-15	.733	14-35	49	29	18	16	4	11	100	L (4OT)
at Indiana	23-57	.404	8-22	.364	14-17	.824	8-33	41	12	10	15	5	7	68	
Nebraska	23-61	.377	5-22	.227	4-5	.800	5-27	32	18	9	14	1	9	55	L
Michigan	39-76	.513	15-32	.469	9-12	.750	15-39	54	18	25	12	2	7	102	
at Nebraska	32-72	.319	5-35	.143	16-21	.762	14-24	38	15	6	9	3	4	67	L
vs. No. 18 Auburn	39-76	.513	14-31	.452	7-11	.636	12-24	36	15	26	8	3	16	99	
Nebraska	23-54	.426	7-22	.318	15-17	.882	9-24	33	14	12	20	5	6	68	L
Kansas State	23-59	.390	6-26	.231	15-18	.833	10-34	44	20	12	19	3	9	67	
at Nebraska	19-58	.328	5-28	.179	15-22	.682	9-27	36	15	9	17	3	12	58	L
Kennesaw State	26-63	.413	7-26	.269	15-19	.789	11-31	42	21	8	21	0	7	74	
at Nebraska	30-57	.526	15-29	.517	13-21	.619	3-28	31	21	20	17	5	10	88	W
No. 13 Ohio State	30-63	.476	16-34	.471	11-14	.786	13-29	42	19	17	16	5	4	87	
at Nebraska	27-65	.415	8-23	.348	17-23	.739	11-23	34	16	13	8	0	9	79	L (OT)
at No. 10 Michigan State	29-56	.518	8-17	.471	13-19	.684	11-29	40	12	18	19	5	13	79	
Nebraska	27-60	.450	7-23	.304	6-11	.545	6-21	27	15	15	15	1	12	67	L
at Rutgers	35-60	.583	10-18	.556	13-14	.929	9-28	37	17	23	13	1	9	93	
Nebraska	26-53	.491	6-18	.333	7-12	.583	4-17	21	18	12	14	3	5	65	L
No. 25 Illinois	31-66	.470	7-19	.368	12-19	.632	15-27	42	15	13	9	8	6	81	
Nebraska	27-59	.458	6-12	.500	11-14	.786	6-25	31	15	13	11	2	4	71	L
at No. 7 Purdue	32-65	.491	9-29	.310	19-27	.704	14-27	41	16	19	10	5	7	92	
Nebraska	26-57	.456	8-19	.421	5-13	.385	8-23	31	21	14	17	1	6	65	L
Indiana	27-50	.540	4-13	.308	20-28	.714	9-21	30	22	10	14	2	7	78	
at Nebraska	24-51	.471	6-17	.353	17-21	.810	7-17	24	10	11	13	0	8	71	L
No. 11 Wisconsin	25-68	.362	10-22	.455	13-18	.722	13-34	47	18	12	10	2	7	73	
at Nebraska	22-55	.400	7-20	.350	14-17	.824	2-32	34	16	10	13	2	5	65	L
Rutgers	23-60	.383	3-19	.158	14-17	.824	8-31	39	21	10	11	10	10	63	
at Nebraska	17-58	.293	6-20	.300	21-29	.724	13-31	44	18	9	15	6	4	61	L
at Michigan	28-60	.467	2-15	.133	27-33	.818	12-27	49	17	14	11	2	5	85	
Nebraska	30-59	.508	7-18	.389	12-15	.800	4-20	24	22	9	11	2	6	79	L
Northwestern	32-66	.485	13-13	.419	10-12	.833	9-30	39	18	14	11	4	11	87	
at Nebraska	23-51	.451	7-18	.389	10-19	.526	4-26	30	14	13	15	4	4	63	L
Minnesota	22-56	.393	7-21	.333	14-17	.824	8-29	37	19	7	18	4	4	65	
at Nebraska	28-58	.483	7-18	.389	15-28	.536	8-26	34	15	10	11	4	12	78	W
at Iowa	39-76	.513	10-28	.357	10-12	.833	10-31	41	16	19	9	4	10	98	
Nebraska	27-62	.435	7-25	.280	14-16	.875	6-29	35	16	18	15	2	5	75	L
Maryland	31-59	.525	4-19	.211	24-33	.727	8-25	33	24	13	4	2	9	90	
at Nebraska	22-55	.400	5-17	.294	25-31	.806	11-23	34	22	10	12	2	1	74	L
at Northwestern	30-60	.500	13-32	.406	4-6	.667	7-24	31	14	20	12	5	10	77	
Nebraska	24-58	.414	7-24	.292	10-12	.833	11-24	35	10	16	15	3	9	65	L
No. 25 Iowa	31-62	.500	9-22	.409	17-24	.708	12-23	35	13	12	10	4	1	88	
at Nebraska	29-56	.518	8-18	.444	12-15	.800	6-23	29	20	14	10	4	5	78	L
at Penn State	27-58	.466	9-26	.346	7-10	.700	6-16	22	16	14	12	2	10	70	
Nebraska	32-55	.582	13-20	.650	16-19	.824	10-25	34	14	14	15	1	8	93	W
at No. 23 Ohio State	22-57	.386	7-24	.292	19-24	.792	14-25	39	17	10	8	7	1	70	
Nebraska	27-55	.491	9-23	.391	15-18	.833	4-24	28	20	12	4	1	5	78	W

## 2021-22 SUPERLATIVES

## 2021-22 NEBRASKA TEAM GAME HIGHS

POINTS	100	at NC State (12/01/21)
	93	at Penn St. (02/27/22)
	88	KENNESAW ST. (12/22/21)
FIELD GOALS MADE	40	at NC State (12/01/21)
	32	at Penn St. (02/27/22)
FIELD GOAL ATTEMPTS	96	at NC State (12/01/21)
	72	MICHIGAN (12/07/21)
FIELD GOAL PERCENTAGE	.582 (32-55)	at Penn St. (02/27/22)
	.544 (31-57)	IDAHO ST. (11/19/21)
3 PT FIELD GOALS MADE	15	KENNESAW ST. (12/22/21)
	13	at Penn St. (02/27/22)
3 PT FG ATTEMPTS	37	at NC State (12/01/21)
	35	MICHIGAN (12/07/21)
3 PT FG PERCENTAGE	.650 (13-20)	at Penn St. (02/27/22)
	.517 (15-29)	KENNESAW ST. (12/22/21)
FREE THROWS MADE	26	SAM HOUSTON (11/12/21)
	25	MARYLAND (02/18/22)
FREE THROW ATTEMPTS	36	SAM HOUSTON (11/12/21)
	31	MARYLAND (02/18/22)
	31	WESTERN ILL. (11/09/21)
FREE THROW PERCENTAGE	.882 (15-17)	vs Auburn (12/11/21)
	.875 (14-16)	at Iowa (02/13/22)
REBOUNDS	49	at NC State (12/01/21)
	44	RUTGERS (01/29/22)
ASSISTS	20	KENNESAW ST. (12/22/21)
	18	Six Times
STEALS	12	MINNESOTA (02/09/22)
	12	at Michigan St. (1/5/2022)
	12	KANSAS ST. (12/19/21)
BLOCKED SHOTS	6	RUTGERS (01/29/22)
	6	SAM HOUSTON (11/12/21)
TURNOVERS	20	vs Auburn (12/11/21)
	17	at Purdue (01/14/22)
	17	KENNESAW ST. (12/22/21)
	17	KANSAS ST. (12/19/21)
FOULS	29	at NC State (12/01/21)
	22	MARYLAND (02/18/22)
	22	at Michigan (02/01/22)

## 2021-22 NEBRASKA TEAM GAME LOWS

POINTS	55	at Indiana (12/04/21)
	58	KANSAS ST. (12/19/21)
	61	RUTGERS (01/29/22)
FIELD GOALS MADE	17	RUTGERS (01/29/22)
	19	KANSAS ST. (12/19/21)
FIELD GOAL ATTEMPTS	51	Three times
FIELD GOAL PERCENTAGE	.293 (17-58)	RUTGERS (01/29/22)
	.319 (23-72)	MICHIGAN (12/07/21)
3 PT FIELD GOALS MADE	4	SAM HOUSTON (11/12/21)
	4	SOUTHERN U. (11/21/21)
3 PT FG ATTEMPTS	12	ILLINOIS (01/11/22)
	17	INDIANA (01/17/22)
	17	MARYLAND (02/18/22)
3 PT FG PERCENTAGE	.143 (5-35)	MICHIGAN (12/07/21)
	.174 (4-23)	SOUTHERN U. (11/21/21)
FREE THROWS MADE	4	at Indiana (12/04/21)
	5	at Purdue (01/14/22)
FREE THROW ATTEMPTS	5	at Indiana (12/04/21)
	9	CREIGHTON (11/16/21)
FREE THROW PERCENTAGE	.385 (5-13)	at Purdue (01/14/22)
	.526 (10-19)	NORTHWESTERN (02/05/22)
REBOUNDS	21	at Rutgers (01/08/22)
	24	INDIANA (01/17/22)
	24	at Michigan (02/01/22)
ASSISTS	6	WESTERN ILL. (11/09/21)
	6	MICHIGAN (12/07/21)
STEALS	1	MARYLAND (02/18/22)
	4	Five times
BLOCKED SHOTS	0	OHIO ST. (1/2/2022)
	0	INDIANA (01/17/22)
TURNOVERS	4	at Ohio St. (03/01/22)
	7	CREIGHTON (11/16/21)
FOULS	10	at Northwestern (02/22/22)

## 2021-22 OPPONENT TEAM GAME HIGHS

POINTS	104	at NC State (12/01/21)
	102	MICHIGAN (12/07/21)
	99	vs Auburn (12/11/21)
	98	at Iowa (02/13/22)
	93	at Rutgers (01/08/22)
FIELD GOALS MADE	39	at Iowa (02/13/22)
	39	vs Auburn (12/11/21)
	39	MICHIGAN (12/07/21)
FIELD GOAL ATTEMPTS	90	at NC State (12/01/21)
	77	WESTERN ILL. (11/09/21)
FIELD GOAL PERCENTAGE	.583 (35-60)	at Rutgers (01/08/22)
	.540 (27-50)	INDIANA (01/17/22)
3 PT FIELD GOALS MADE	16	OHIO ST. (1/2/2022)
	15	MICHIGAN (12/07/21)
3 PT FG ATTEMPTS	37	IDAHO ST. (11/19/21)
	35	at NC State (12/01/21)
3 PT FG PERCENTAGE	.556 (10-18)	at Rutgers (01/08/22)
	.480 (12-25)	SOUTH DAKOTA (11/27/21)
FREE THROWS MADE	32	at NC State (12/01/21)
	27	at Michigan (02/01/22)
FREE THROW ATTEMPTS	43	at NC State (12/01/21)
	33	MARYLAND (02/18/22)
	33	at Michigan (02/01/22)
FREE THROW PERCENTAGE	.929 (13-14)	at Rutgers (01/08/22)
	.900 (9-10)	SOUTHERN U. (11/21/21)
REBOUNDS	70	at NC State (12/01/21)
	57	WESTERN ILL. (11/09/21)
ASSISTS	26	vs Auburn (12/11/21)
	25	MICHIGAN (12/07/21)
STEALS	16	vs Auburn (12/11/21)
	13	at Michigan St. (1/5/2022)
BLOCKED SHOTS	11	at NC State (12/01/21)
	10	RUTGERS (01/29/22)
TURNOVERS	21	KENNESAW ST. (12/22/21)
	20	at NC State (12/01/21)
FOULS	30	SAM HOUSTON (11/12/21)
	25	WESTERN ILL. (11/09/21)

## 2021-22 OPPONENT TEAM GAME LOWS

POINTS	59	SOUTHERN U. (11/21/21)
	60	IDAHO ST. (11/19/21)
	63	RUTGERS (01/29/22)
FIELD GOALS MADE	20	IDAHO ST. (11/19/21)
	22	Three times
FIELD GOAL ATTEMPTS	50	INDIANA (01/17/22)
	51	IDAHO ST. (11/19/21)
FIELD GOAL PERCENTAGE	.338 (22-65)	SOUTHERN U. (11/21/21)
	.367 (33-90)	at NC State (12/01/21)
3 PT FIELD GOALS MADE	2	at Michigan (02/01/22)
	3	RUTGERS (01/29/22)
3 PT FG ATTEMPTS	13	INDIANA (01/17/22)
	15	at Michigan (02/01/22)
3 PT FG PERCENTAGE	.133 (2-15)	at Michigan (02/01/22)
	.158 (3-19)	RUTGERS (01/29/22)
FREE THROWS MADE	4	at Northwestern (02/22/22)
	6	WESTERN ILL. (11/09/21)
FREE THROW ATTEMPTS	6	at Northwestern (02/22/22)
	10	SOUTHERN U. (11/21/21)
	10	at Penn St. (02/27/22)
FREE THROW PERCENTAGE	.429 (6-14)	WESTERN ILL. (11/09/21)
	.500 (8-16)	SAM HOUSTON (11/12/21)
	.500 (8-16)	SOUTH DAKOTA (11/27/21)
REBOUNDS	22	at Penn St. (02/27/22)
	30	SOUTHERN U. (11/21/21)
	30	INDIANA (01/17/22)
ASSISTS	7	MINNESOTA (02/09/22)
	8	KENNESAW ST. (12/22/21)
STEALS	1	IOWA (02/25/22)
	2	at Ohio St. (03/01/22)
BLOCKED SHOTS	0	KENNESAW ST. (12/22/21)
	1	Five Times
TURNOVERS	4	MARYLAND (02/18/22)
	12	at Indiana (12/04/21)
FOULS	12	at Michigan St. (1/5/2022)

2021-22 SUPERLATIVES

WON/LOSS MARGIN

	1	2	3	4	5	6	7	8	9	10	11	12	13	14	15	16	17	18	19	20	+20
Husker Wins	0	0	0	0	0	1	0	1	1	0	0	0	2	1	0	0	0	1	0	0	2
Husker Losses	1	1	0	1	0	1	1	3	1	2	0	2	1	0	0	1	0	0	0	0	6

2021-22 INDIVIDUAL GAME HIGHS

Points	31	Alonzo Verge Jr. vs Michigan (12/07/21)
	29	Bryce McGowens vs Rutgers (01/29/22)
	29	Bryce McGowens vs Sam Houston (11/12/21)
Field Goals Made	12	Alonzo Verge Jr. vs Michigan (12/07/21)
	11	Alonzo Verge Jr. at NC State (12/01/21)
Field Goal Att.	23	Bryce McGowens at NC State (12/01/21)
	22	Alonzo Verge Jr. at NC State (12/01/21)
FG Pct (min 5 made)	1.000 (7-7)	Walker, Derrick vs Tennessee St. (11/23/21)
	1.000 (5-5)	Walker, Derrick vs Idaho St. (11/19/21)
3-Point FG Made	5	Tominaga, Keisei at NC State (12/01/21)
	5	Tominaga, Keisei vs South Dakota (11/27/21)
3-Point FG Att.	11	Tominaga, Keisei vs Michigan (12/07/21)
	11	Tominaga, Keisei at NC State (12/01/21)
3-Pt FG Pct (min 2 made)	1.000 (3-3)	C.J. Wilcher at Penn St. (02/27/22)
	1.000 (2-2)	Alonzo Verge Jr. at Penn St. (02/27/22)
	1.000 (2-2)	Mayen, Lat vs Illinois (01/11/22)
Free Throws Made	14	Bryce McGowens vs Maryland (02/18/22)
	14	Bryce McGowens vs Rutgers (01/29/22)
Free Throw Att.	18	Bryce McGowens vs Rutgers (01/29/22)
	15	Bryce McGowens vs Maryland (02/18/22)
FT Pct (min 3 made)	1.000 (10-10)	Bryce McGowens vs Southern U. (11/21/21)
	1.000 (6-6)	Bryce McGowens at Penn St. (02/27/22)
	1.000 (6-6)	Bryce McGowens vs Wisconsin (01/27/22)
	1.000 (6-6)	Bryce McGowens at Rutgers (01/08/22)
	1.000 (6-6)	Alonzo Verge Jr. vs Michigan (12/07/21)
	1.000 (6-6)	Alonzo Verge Jr. vs Southern U. (11/21/21)
Rebounds	13	Walker, Derrick at NC State (12/01/21)
	13	Alonzo Verge Jr. vs Western Ill. (11/09/21)
Assists	12	Alonzo Verge Jr. vs Kennesaw St. (12/22/21)
	11	Alonzo Verge Jr. at Ohio St. (03/01/22)
	11	Alonzo Verge Jr. at NC State (12/01/21)
Steals	5	Breidenbach, Wilhelm vs South Dakota (11/27/21)
	4	Nine Times
Blocked Shots	3	Derrick Walker vs Kennesaw St. (12/22/21)
Turnovers	7	Alonzo Verge Jr. vs Kennesaw St. (12/22/21)
	7	Alonzo Verge Jr. vs Auburn (12/11/21)
Minutes	58	Bryce McGowens at NC State (12/01/21)
	54	Alonzo Verge Jr. at NC State (12/01/21)
	50	Walker, Derrick at NC State (12/01/21)
	44	Tominaga, Keisei at NC State (12/01/21)
	39	Bryce McGowens vs Western Ill. (11/09/21)

2021-22 OPPONENT GAME HIGHS

Points	39	Dereon Seabron at NC State (12/01/21)
	37	Keegan Murray at Iowa (02/13/22)
	35	Malaki Branham vs Ohio St. (1/2/2022)
Field Goals Made	31	Savion Flagg vs Sam Houston (11/12/21)
	15	Keegan Murray at Iowa (02/13/22)
Field Goal Att.	22	Malaki Branham vs Ohio St. (1/2/2022)
	22	Savion Flagg vs Sam Houston (11/12/21)
	21	Keegan Murray at Iowa (02/13/22)
	21	Dereon Seabron at NC State (12/01/21)
FG Pct (min 5 made)	.833 (5-6)	Malik Hall at Michigan St. (1/5/2022)
	.800 (8-10)	Tony Perkins vs Iowa (02/25/22)
3-Point FG Made	6	Boo Buie vs Northwestern (02/05/22)
	6	Malaki Branham vs Ohio St. (1/2/2022)
	6	Dedric Boyd vs Tennessee St. (11/23/21)
3-Point FG Att.	11	Boo Buie vs Northwestern (02/05/22)
	11	Dedric Boyd vs Tennessee St. (11/23/21)
	11	Brion Whitley vs Southern U. (11/21/21)
3-Pt FG Pct (min 2 made)	1.000 (3-3)	Connor McCaffery vs Iowa (02/25/22)
	1.000 (3-3)	Terrance Williams II vs Michigan (12/07/21)
	1.000 (2-2)	Jimmy Sotos at Ohio St. (03/01/22)
	1.000 (2-2)	Tony Perkins vs Iowa (02/25/22)
	1.000 (2-2)	Aundre Hyatt at Rutgers (01/08/22)
	1.000 (2-2)	Dean Reiber at Rutgers (01/08/22)
	1.000 (2-2)	Mark Smith vs Kansas St. (12/19/21)
	1.000 (2-2)	Kenny Cooper vs Tennessee St. (11/23/21)
Free Throws Made	17	Dereon Seabron at NC State (12/01/21)
	11	E.J. Liddell at Ohio St. (03/01/22)
Free Throw Att.	20	Dereon Seabron at NC State (12/01/21)
	13	E.J. Liddell at Ohio St. (03/01/22)
FT Pct (min 3 made)	1.000 (10-10)	Ron Harper Jr. at Rutgers (01/08/22)
	1.000 (7-7)	Terrell Burden vs Kennesaw St. (12/22/21)
	1.000 (6-6)	Hunter Dickinson at Michigan (02/01/22)
	1.000 (6-6)	Sasha Stefanovic at Purdue (01/14/22)
	1.000 (6-6)	Xavier Johnson at Indiana (12/04/21)
	1.000 (5-5)	Julian Reese vs Maryland (02/18/22)
	1.000 (5-5)	Ismael Massoud vs Kansas St. (12/19/21)
Rebounds	19	Dereon Seabron at NC State (12/01/21)
	14	E.J. Liddell at Ohio St. (03/01/22)
	14	Zed Key vs Ohio St. (1/2/2022)
Assists	8	Paul Mulcahy at Rutgers (01/08/22)
	8	DeVante' Jones vs Michigan (12/07/21)
	8	Kenny Cooper vs Tennessee St. (11/23/21)
Steals	5	Walker Kessler vs Auburn (12/11/21)
	5	Zep Jasper vs Auburn (12/11/21)
Blocked Shots	8	Ebenezer Dowuona at NC State (12/01/21)
	6	E.J. Liddell at Ohio St. (03/01/22)
Turnovers	7	A.J. Hoggard at Michigan St. (1/5/2022)
	7	Dereon Seabron at NC State (12/01/21)

2021-22 HUSKER LINEUPS

No.	Starting Lineup	Record
1.	B. McGowens, T. McGowens, Verge Jr., Walker, Wilcher	0-1
2.	Mayen, B. McGowens, T. McGowens, Verge Jr., Walker	4-8
3.	Edwards, Mayen, B. McGowens, Verge Jr., Walker	4-1
4.	Mayen, B. McGowens, Tominaga, Verge Jr., Walker	1-10
5.	Mayen, B. McGowens, T. McGowens, Walker, Webster	0-1



2021-22 GAME RECAPS

Date	Opponent	Result	Record (B1G)	Attend.	Nebraska Individual Leaders			
					Points	Rebounds	Assists	Steals
11/9	Western Illinois	L, 74-75	0-1 (0-0)	15,312	Verge (26)	Verge (13)	Verge (5)	T. McGowens, Tominaga (3)
11/12	Sam Houston	W, 74-65	1-1 (0-0)	15,474	McGowens (29)	T. McGowens (9)	Verge (7)	Verge (4)
11/16	Creighton	L, 69-77	1-2 (0-0)	15,939	Webster (20)	4 players (5)	Verge (4)	Wilcher, Webster (2)
11/19	Idaho State	W, 78-60	2-2 (0-0)	15,274	Walker (14)	B. McGowens (7)	Webster (5)	Wilcher (2)
11/21	Southern	W, 82-59	3-2 (0-0)	15,252	B. McGowens (18)	B. McGowens (11)	Three players (4)	Webster, B. McGowens (2)
11/23	Tennessee State	W, 79-73	4-2 (0-0)	15,236	B. McGowens, Verge (18)	B. McGowens, Walker (6)	Verge (10)	Verge (3)
11/27	South Dakota	W, 83-70	5-2 (0-0)	15,685	Tominaga (23)	B. McGowens (8)	Verge (5)	Breidenbach (5)
12/1	at NC State	L 100-104 (4OT)	5-3 (0-0)	11,562	Verge (25)	Walker (13)	Verge (11)	Verge (3)
12/4	at Indiana	L, 55-68	5-4 (0-1)	17,222	Verge (15)	Verge, B. McGowens (5)	Verge (3)	Walker, Webster, Andre (2)
12/7	Michigan	L, 67-102	5-5 (0-2)	15,426	Verge (31)	Verge (8)	Verge (3)	Briedenbach (2)
12/11	vs. No. 18 Auburn	L, 68-99	5-6 (0-2)		Wilcher (17)	Walker (10)	Walker, Verge (4)	Tominaga (3)
12/19	Kansas State	L, 58-67	5-7 (0-2)	15,043	Verge (21)	Walker (9)	Verge (5)	Verge (4)
12/22	Kennesaw State	W, 88-74	6-7 (0-2)	14,519	Tominaga (18)	Verge (7)	Verge (12)	Verge, B. McGowens (2)
1/2	No. 13 Ohio State	L, 79-88 (OT)	6-8 (0-3)	14,478	McGowens (18)	Walker (10)	Verge (4)	Walker (4)
1/5	at No. 10 Michigan St.	L, 67-79	6-9 (0-4)	14,797	Walker (16)	Four players (4)	Verge (5)	Four players (2)
1/8	at Rutgers	L, 65-93	6-10 (0-5)	8,000	B. McGowens (17)	Walker (6)	Verge (4)	Five players (1)
1/11	No. 25 Illinois	L, 71-81	6-11 (0-6)	14,069	B. McGowens (19)	Walker (7)	Verge (9)	Four players (1)
1/14	at No. 7 Purdue	L, 65-92	6-12 (0-7)	14,804	Tominaga (11)	Mayen (8)	Webster (5)	Tominaga (2)
1/17	Indiana	L, 71-77	6-13 (0-8)	15,290	B. McGowens (20)	B. McGowens, Andre (5)	Verge (4)	Verge (4)
1/27	No. 11 Wisconsin	L, 65-73	6-14 (0-9)	15,385	B. McGowens (23)	Mayen, Walker, Verge (5)	Walker (4)	Mayen (2)
1/29	Rutgers	L, 61-63	6-15 (0-10)	15,671	B. McGowens (29)	Mayen (8)	Mayen (3)	Four players (1)
2/1	at Michigan	L, 79-85	6-16 (0-11)	9,301	B. McGowens (24)	B. McGowens (6)	Verge (3)	B. McGowens (3)
2/5	Northwestern	L, 63-87	6-17 (0-12)	15,609	Wilcher (15)	Walker (6)	Verge (6)	Verge (2)
2/9	Minnesota	W, 78-76	7-17 (1-12)	15,303	Verge (22)	Walker, T. McGowens (7)	McGowens (5)	Mayan, Verge (3)
2/13	at Iowa	L, 75-98	7-18 (1-13)	13,772	Walker (14)	Walker (6)	Verge (6)	T. McGowens (2)
2/18	Maryland	L, 74-90	7-19 (1-14)	15,443	B. McGowens (25)	Walker (6)	Verge (5)	B. McGowens (1)
2/22	at Northwestern	L, 65-77	7-20 (1-15)	3,487	Verge, B. McGowens (15)	B. McGowens (10), Verge (10)	Walker (5)	Verge (4)
2/25	No. 25 Iowa	L, 78-88	7-21 (1-16)	15,960	Verge (18)	Walker (8)	Verge (7)	Verge (4)
2/27	at Penn State	W, 93-70	8-21 (2-16)	8,273	B. McGowens (25)	Walker (7)	Verge (5)	T. McGowens (4)
3/1	at No. 23 Ohio State	W, 78-70	9-21 (3-16)	12,267	B. McGowens (26)	T. McGowens (6)	Verge (11)	T. McGowens (4)

THE LAST TIME...

Nebraska...	A Nebraska Opponent...
Scored 100 or more points.....100; at NC State, 12/1/21	102; Michigan, 12/7/21
Scored 90 or more points.....93; at Penn State, 12/27/22	90; at Maryland, 2/18/22
Scored 41 to 50 points.....48; Wisconsin, 2/10/21	50; Northwestern, 2/16/19
Scored 40 or fewer points.....38; at Oregon, 12/15/12	38; Southwest Minnesota State, 12/28/18
Shot 70% from the field......723; vs. UNC Wilmington 12/5/97 (34-47)	.723; Kansas, 2/2/85 (34-47)
Shot 60% from the field......628; vs. Northwestern, 2/3/15 (27-43)	.630; Michigan, 3/5/17 (34-54)
Shot 90% from the free throw line (Min 10 attempts)......909; vs. Southwest Minnesota State, 12/28/18 (10-11)	.929; at Rutgers, 1/8/22 (13-14)
Made 10, 3-Point Field Goals.....13; at Penn State, 2/27/2022 (13-20)	13; at Northwestern, 2/22/22 (13-32)
Had 60 rebounds.....60; vs. Oral Roberts, 12/22/99	70; at NC State, 12/1/21
Had 50 rebounds.....51; at NC State, 12/1/21	54; Michigan, 12/7/21
Had 30 assists.....35; vs. Northeastern Illinois, 12/21/94	32; at Minnesota, 3/8/20
Had 15 steals.....16; vs. McNeese State, 11/25/20	16; at Creighton, 12/11/2020
Had 10 blocked shots.....14; at Northwestern, 1/2/18	11; at NC State, 12/1/21
Had 10 or fewer turnovers.....4; at Ohio State, 3/1/22	10; at Ohio State, 3/1/22
Had 20 or more turnovers.....20; vs. Auburn, 12/11/21	21; Kennesaw State, 12/22/21
Had three players with 20 points.....vs. Iowa, 3/10/19	Michigan, 1/14/17
.....(Palmer Jr. 27; Watson Jr. 23; Roby 23)	(Wagner 23, Irvin 21, Walton 20)
Had three players with 10 rebounds.....vs. Texas Tech, 1/19/00	at Kansas, 1/9/02
.....(Bradford 16, Ffriend 12, Truscott 11)	(Collision 13, Gooden 12, Simien 10)
Had five players reach double-figure points.....at Penn State, 2/27/22	Iowa, 2/25/22
.....(B. McGowens-25; Verge-15; Mayen-13; T. McGowens-12; Walker-10)	(Perkins-20; Ke. Murray-15; Kr. Murray-12; P. McCaffery-10, C. McCaffery-11)
Had a player score 40 points.....41; Teddy Allen vs. Penn State 2/23/21	41; Marcus Carr, Minnesota, 2/27/21
Had a player score 30 points.....41; Teddy Allen vs. Penn State 2/23/21	37. Keegan Murray, Iowa, 2/13/22
Had a player grab 15 rebounds.....19; Yvan Ouedraogo vs. Northwestern, 3/1/20	19; Dereon Seabron, NC State, 12/1/21
Had a player dish out 10 assists.....12; Alonzo Verge Jr. at Ohio State, 3/1/22	11; Marcus Carr, at Minnesota, 3/8/20
Had a player collect five steals.....5; Wilhelm Breidenbach vs. South Dakota, 11/27/21	5; Walker Kessler and Zep Jasper, vs. Auburn, 12/11/21
Had a player block five shots.....5; Isaiah Roby vs. Maryland, 2/6/18	8; Evebezer Dowuowa, NC State, 12/1/2021
Had a player with a triple double.....13 pt/11 reb/10 asst.; Dalano Banton vs. Doane, 12/17/20	

## SPECIALITY STATS

## MISC. REVIEW

Nebraska Record When:	All (W)	All(L)	H(W)	H(L)	A (W)	A (L)						
Ahead at Halftime	7	6	5	4	2	2	Rebounds are Even	1	0	1	0	0
Behind at Halftime	2	15	2	8	0	7	Committing More TOs than Opp	1	11	0	6	1
Tied at Halftime	0	0	0	0	0	0	Committing Fewer TOs than Opp	8	8	7	5	1
Bench Outscores Opponent's	7	5	6	3	1	2	Turnovers are Even	0	2	0	1	0
Opponent Bench Outscores NU	2	15	1	9	1	6	Leading with 5:00 left	9	4	7	2	2
Bench scoring is even	0	1	0	0	0	1	Trailing with 5:00 left	0	17	0	10	0
Shooting 50% or Better	5	2	4	1	1	1	Tied with 5:00 left	0	0	0	0	0
Shooting Under 50%	4	19	3	11	1	8	In Overtime	0	2	0	1	0
Opp. Shoots 50% or Better	0	9	0	4	0	5	Scoring 80 or more points	4	1	3	0	1
Opp. Shoots Under 50%	9	12	7	8	2	4	Scoring 61 to 79 points	5	18	4	11	1
Outshooting Opponent (pct.)	9	4	7	2	2	2	Scoring 60 or fewer points	0	2	0	1	0
Outshot by Opponent (pct.)	0	16	0	9	0	7	Allowing 80 or more points	0	12	0	6	0
Shooting is even	0	1	0	1	0	0	Allowing 61 to 79 points	7	9	5	6	2
Outrebounding Opponent	2	3	1	2	1	1	Allowing 60 or fewer points	2	0	2	0	0
Outrebounded by Opponent	6	18	5	10	1	8						

## MISC. TOTALS

Biggest margin of victory .....	23, Southern (11/21)	Largest halftime lead surrendered in loss .....	9, at Michigan (2/1)
Biggest margin of defeat .....	35, Michigan (12/7)	Largest lead at any time .....	28, Southern (11/21)
Largest deficit overcome in win.....	10, Sam Houston (11/12)	Largest deficit at any time .....	35, Michigan (12/7); Northwestern (2/5)
Largest halftime deficit overcome in win .....	5, Sam Houston (11/12)	Largest runs without opponent scoring .....	15, South Dakota (11/27); Kennesaw State (12/22)
Largest lead surrendered in loss.....	14, at NC State (12/1)	Largest opponent run without NU scoring.....	14, at NC State (12/1); vs. Auburn (12/11); at Purdue (1/14)

## SPECIALITY STATS

Opponent	NU-Opp Paint	NU-Opp off TO	NU-Opp 2nd Ch.	NU-Opp Bench	Largest Lead	Largest Deficit	Tip	1st Sub(s)
Western Illinois	30-42	21-13	8-22	3-18	7 (6:54, 1st)	7 (13:54 1st)	W	Tominaga, Breidenbach
Sam Houston	36-24	18-8	14-14	17-12	11 (0:35, 2nd)	10 (1st, 7:22)	W	Wilcher, Tominaga
Creighton	30-34	24-7	9-12	42-11	4 (18:45, 1st)	19 (1st, 10:27)	L	Breidenbach
Idaho State	42-14	25-6	7-8	37-12	26 (5:14, 2nd)	3 (1st, 14:36)	W	Wilcher
Southern	46-20	23-6	4-3	33-32	28 (2:34, 2nd)	-	L	Wilcher
Tennessee State	34-18	21-12	9-11	20-37	10 (16:11, 1st)	4 (1st, 2:18)	L	Wilcher, Breidenbach
South Dakota	36-26	24-7	5-20	43-17	23 (4:50, 2nd)	6 (1st, 9:19)	L	Wilcher, Webster
at NC State	52-46	13-20	7-22	31-19	14 (9:51, 2nd)	9 (1st, 10:05)	L	Wilcher
at Indiana	28-28	11-21	6-6	17-26	10 (13:26, 1st)	15 (2nd, 9:13)	L	Wilcher, Webster, Andre
Michigan	34-42	8-11	10-18	12-38	-	(35, 2nd, 1:41)	L	Wilcher, Andre
vs. No. 18 Auburn	26-48	10-30	10-17	25-41	1 (17:10, 1st)	32 (2nd, 6:51)	L	Wilcher
Kansas State	28-34	11-22	6-15	6-23	10 (1st, 8:48)	10 (2nd, 0:26)	L	Wilcher, Webster, Andre
Kennesaw State	28-34	19-20	3-10	26-23	25 (2nd, 8:10)	8 (1st, 14:10)	W	Webster
No. 13 Ohio State	38-28	14-6	12-12	25-14	5, (2nd, 2:10)	8 (1st, 11:36)	W	Wilcher, Webster
at No. 10 Michigan State	34-28	20-16	7-16	27-27	5 (1st, 15:05)	16 (2nd, 1:55)	L	Wilcher
at Rutgers	34-44	13-25	9-7	22-32	5 (1st, 15:51)	30 (2nd, 0:55)	L	Wilcher, Webster
No. 25 Illinois	36-44	12-14	10-13	10-12	12 (1st, 15:59)	10 (2nd, 1:05)	L	Andre
at No. 7Purdue	24-46	7-28	4-21	20-36	-	30 (2nd, 9:06)	L	Andre
Indiana	34-36	14-20	6-9	17-21	-	10 (1st, 6:51)	L	T. McGowens
No. 11 Wisconsin	26-30	14-14	3-7	12-10	5 (1st, 13:20)	18 (2nd, 12:14)	L	Webster, Andre
Rutgers	22-28	13-10	14-14	4-20	11 (1st, 11:04)	3 (2nd, 0:10)	L	Wilcher, Andre
at Michigan	36-36	17-19	4-18	26-9	10 (1st, 4:57)	10 (2nd, 13:57)	L	Wilcher
Northwestern	30-36	15-22	0-4	30-32	2 (1st, 14:36)	35 (2nd, 6:01)	L	Wilcher, Andre
Minnesota	40-22	25-12	12-7	17-11	20 (2nd, 11:43)	-	L	Wilcher
at Iowa	40-50	9-24	7-14	31-34	4 (1st, 14:03)	36 (2nd, 14:26)	L	Andre
Maryland	28-46	7-21	8-9	19-25	5 (1st, 12:50)	20 (2nd, 7:43)	W	Wilcher
at Northwestern	28-24	14-12	9-9	17-18	-	21 (2nd, 7:27)	L	Wilcher, Webster, Andre
No. 25 Iowa	38-38	4-12	5-19	20-25	7 (1st, 7:33)	13 (2nd, 6:34)	L	Wilcher, Webster, Andre
at Penn State	28-30	15-14	14-3	18-21	32 (2nd, 6:55)	3 (1st, 17:13)	W	Wilcher, Andre
at No. 23 Ohio State	30-24	8-7	4-17	22-13	11 (2nd, 3:33)	7 (1st, 9:28)	L	Wilcher, Webster



CAREER STATS

Year	GP	GS	Total										Rebounds												
			Min	Avg	FG	FGA	Pct	3FG	3FGA	Pct	FT	FTA	Pct	Off	Def	Tot	Avg	PF	FO	Ast	TO	Blk	Stl	Pts	Avg
2020-21*	14	1	131	9.4	17	39	.436	10	26	.385	2	2	1.000	4	6	10	0.7	8	0	4	6	0	4	46	3.3
2021-22	30	1	737	24.6	88	191	.461	50	122	.410	22	34	.647	17	55	72	2.4	36	1	26	30	3	25	248	8.3
<b>TOTAL</b>	<b>30</b>	<b>1</b>	<b>737</b>	<b>24.6</b>	<b>88</b>	<b>191</b>	<b>.461</b>	<b>50</b>	<b>122</b>	<b>.410</b>	<b>22</b>	<b>34</b>	<b>.647</b>	<b>17</b>	<b>55</b>	<b>72</b>	<b>2.4</b>	<b>36</b>	<b>1</b>	<b>26</b>	<b>30</b>	<b>3</b>	<b>25</b>	<b>248</b>	<b>8.3</b>
<b>All*</b>	<b>44</b>	<b>2</b>	<b>868</b>	<b>19.7</b>	<b>105</b>	<b>230</b>	<b>.457</b>	<b>60</b>	<b>148</b>	<b>.405</b>	<b>24</b>	<b>36</b>	<b>.667</b>	<b>21</b>	<b>61</b>	<b>82</b>	<b>1.9</b>	<b>44</b>	<b>1</b>	<b>30</b>	<b>36</b>	<b>3</b>	<b>29</b>	<b>294</b>	<b>6.7</b>

\*-Statistics from Xavier

MISC. STATS

Category	2021-22	Career
Double-Figure Scoring	12	13
Double-Figure Rebounding	0	0
Double-Figure Assists	0	0
Double-Doubles	0	0
Led NU in Scoring	2	2
Led NU in Rebounding	0	0
Led NU in Assists	1	1
20+ Point Games	0	0
30+ Point Games	0	0
40+ Point Games	0	0

2021-22 GAME-BY-GAME TOTALS

Opponent	Date	GS	Min	TOTAL			3-PTS			FT	FTA	Pct	REBOUNDS			PF	FO	A	TO	Blk	Stl	Pts	Avg		
				FG	FGA	Pct	3FG	3FGA	Pct				Off	Def	Tot									Avg	
W. Illinois	11/9/21	*	32	2	4	.500	2	4	.500	1	2	.500	0	3	3	3.0	3	0	1	3	0	0	7	7.0	
Sam Houston	11/12/21		18	1	4	.250	0	3	.000	1	2	.500	1	3	4	3.5	0	0	0	1	0	1	3	5.0	
Creighton	11/16/21		31	6	11	.545	3	6	.500	0	0	.000	1	3	4	3.7	1	0	1	1	0	2	15	8.3	
Idaho State	11/19/21		24	4	5	.800	2	3	.667	0	0	.000	2	2	4	3.8	1	0	2	2	0	3	10	8.8	
Southern	11/21/21		26	1	3	.333	1	3	.333	0	0	.000	0	2	2	3.4	2	0	4	1	0	0	3	7.6	
Tennessee State	11/23/21		27	5	10	.500	3	7	.429	2	2	1.000	0	4	4	3.5	1	0	1	1	0	0	15	8.8	
South Dakota	11/27/21		20	2	6	.333	1	3	.333	0	0	.000	3	1	4	3.6	1	0	2	0	1	0	5	8.3	
at NC State	12/1/21		37	1	8	.125	0	7	.000	0	0	.000	0	4	4	3.6	5	1	2	0	0	2	7.5		
at Indiana	12/4/21		24	1	4	.250	1	4	.250	0	0	.000	0	3	3	3.6	0	0	1	2	0	1	3	7.0	
Michigan	12/7/21		18	1	8	.125	0	5	.000	0	0	.000	2	2	3.4	1	0	0	0	0	0	1	2	6.5	
vs. No. 18 Auburn	12/11/21		25	6	9	.667	4	6	.667	1	2	.500	1	0	1	3.2	2	0	0	2	0	0	17	7.5	
Kansas State	12/19/21		24	1	5	.200	1	4	.250	3	4	.750	1	2	3	3.2	1	0	0	1	0	2	6	7.3	
Kennesaw State	12/22/21		16	3	4	.750	1	2	.500	1	2	.500	0	0	0	2.9	1	0	0	1	1	1	8	7.4	
No. 13 Ohio State	1/2/22		34	5	8	.625	3	4	.750	0	0	.000	1	0	1	2.8	2	0	1	0	0	0	13	7.8	
at No. 10 Michigan St.	1/5/22		21	4	9	.444	2	4	.500	0	1	.000	0	1	1	2.7	1	0	0	0	0	1	10	7.9	
at Rutgers	1/8/22		26	4	6	.667	2	4	.500	1	2	.500	0	0	0	2.5	1	0	1	0	0	0	11	8.1	
No. 25 Illinois	1/11/22		22	2	5	.400	1	3	.333	1	2	.500	1	1	2	2.5	0	0	0	1	0	1	6	8.0	
at No. 7 Purdue	1/14/22		28	4	7	.571	2	5	.400	0	0	.000	0	1	1	2.4	1	0	1	1	0	0	10	8.1	
Indiana	1/17/22		20	2	5	.400	1	3	.333	1	2	.500	1	2	3	2.4	0	0	1	0	0	0	6	8.0	
No. 11 Wisconsin	1/27/22		19	1	6	.167	1	4	.250	0	0	.000	0	2	2	2.4	0	0	1	0	1	1	3	7.8	
Rutgers	1/29/22		23	1	6	.167	1	3	.333	1	2	.500	2	4	6	2.6	1	0	1	2	0	1	4	7.6	
at Michigan	2/1/22		32	2	4	.500	2	3	.667	2	2	1.000	0	4	4	2.6	1	0	0	1	0	2	8	7.6	
Northwestern	2/5/22		28	6	10	.600	3	6	.500	0	0	.000	0	1	1	2.6	0	0	1	2	1	1	15	7.9	
Minnesota	2/9/22		20	3	5	.600	3	5	.600	0	0	.000	1	2	3	2.6	1	0	0	1	0	0	9	8.0	
at Iowa	2/13/22		21	2	7	.286	1	4	.250	0	0	.000	2	2	2	2.6	2	0	1	1	0	1	5	7.8	
Maryland	2/18/22		30	3	7	.429	1	3	.333	3	4	.750	0	1	1	2.5	3	0	1	1	0	0	10	7.9	
at Northwestern	2/22/22		17	1	3	.333	0	2	.000	2	2	1.000	0	1	1	2.4	0	0	3	1	0	1	4	7.8	
No. 25 Iowa	2/25/22		20	5	7	.714	2	4	.500	2	2	1.000	1	1	2	2.4	1	0	1	1	0	0	14	8.0	
at Penn State	2/27/22		21	3	4	.750	3	3	1.000	0	1	.000	0	2	2	2.4	1	0	0	1	0	2	9	8.0	
at No. 23 Ohio State	3/1/22		33	6	11	.545	3	5	.600	0	0	.000	1	1	2	2.4	2	0	0	1	0	1	15	8.3	
<b>Totals</b>			<b>1</b>	<b>737</b>	<b>88</b>	<b>191</b>	<b>.461</b>	<b>50</b>	<b>122</b>	<b>.410</b>	<b>22</b>	<b>34</b>	<b>.647</b>	<b>17</b>	<b>55</b>	<b>72</b>	<b>2.4</b>	<b>36</b>	<b>1</b>	<b>26</b>	<b>30</b>	<b>3</b>	<b>25</b>	<b>248</b>	<b>8.3</b>

SEASON/NEB/CAREER HIGHS

<b>Points</b>	
Season:	17, vs. Auburn (12/11/21)
College Career:	Same
<b>Rebounds</b>	
Season:	6, Rutgers (1/29/22)
College Career:	6, Two times (last, 1/29/22)
<b>Field Goals</b>	
Season:	6, Four times (last, 3/1/22)
College Career:	Same
<b>3-Point Field Goals</b>	
Season:	4, vs. Auburn (12/11/21)
College Career:	Same
<b>Free Throws</b>	
Season:	3, Two times (last, 2/18/22)
College Career:	Same
<b>Free Throw Attempts</b>	
Season:	4, Two times (last, 2/18/22)
College Career:	Same
<b>Assists</b>	
Season:	4, Southern (11/21/21)
College Career:	same
<b>Steals</b>	
Season:	3, Idaho State (11/19/21)
College Career:	Same
<b>Blocks</b>	
Season:	1, Three times (last, 2/5/22)
College Career:	same
<b>Minutes Played</b>	
Season:	38, at NC State (12/1/21)
College Career:	Same

NOTING C.J. WILCHER

- Fall 2021 NU Scholar-Athlete Honor Roll
- Former top-100 recruit who has become one of NU's top scorers off the bench with 12 double-figure efforts this season
- Leads Huskers in both 3-pointers (50) and 3-point percentage (.410)
- Sparked NU's win at No. 23 Ohio State with 15 points, including 13 in the first half, two rebounds and a steal
- Totaled nine points on 3-of-4 shooting, including 3-of-3 from 3-point range, in the win over Penn State
- Totaled 14 points on 5-of-7 shooting in the loss to No. 25 Iowa
- Finished with 10 points in the loss against Maryland
- Totaled nine points on 3-of-5 shooting from 3-point range and added three boards in the win over Minnesota
- Led NU with 15 points, including a trio of 3-pointers, against Northwestern
- Had eight points, including a pair of 3-pointers, along with four rebounds and two steals at Michigan
- Finished with four points and a career-high six rebounds vs. Rutgers
- Reached double figures with 10 points, including a pair of 3-pointers, in the loss to No. 7 Purdue
- Had 11 points and an assist in 26 minutes at Rutgers
- Gave the Huskers a spark with 10 points in 21 minutes at No. 10 Michigan State
- Came off the bench with 13 points on 5-of-8 shooting in NU's overtime loss to No. 13 Ohio State
- Broke out of a slump with a career-high 17 points at Auburn, including 4-of-6 from 3-point range, against the Tigers
- Matched his then-career high with 15 points and grabbed four rebounds in the win against Tennessee State
- Totaled 10 points on 4-of-5 shooting, four rebounds, two assists and a career-high three steals vs. Idaho State
- Put together a strong performance off the bench against Creighton with then career highs in points (15), field goals (six), 3-pointers (three) and minutes (32)
- Made his Husker debut against Western Illinois, totaling seven points and three boards in 32 minutes of work
- Spent the 2020-21 season at Xavier, playing in 15 games and averaging 3.3 points and 1.1 rebounds per game.
- Was a four-star recruit who ranked No. 81 by ESPN in the class of 2021
- Spent his senior season playing for Dave Boff at Roselle Catholic, averaging 18.8 points, 4.5 rebounds and 2.8 assists per game to earn first-team all-state honors
- Totaled 50 3-pointers as a senior, highlighted by hitting six 3-pointers in a 59-58 win over Gill St. Bernard's in the sectional championship
- Starred for St. Benedict's Prep in Newark during his sophomore and junior campaigns, averaging 18 points, 5.0 rebounds and 4.5 assists in 2018-19 en route to a state runner-up finish.
- Played AAU ball for both Team Rio and City Rocks on the EYBL Circuit, averaging 19.7 points per game with City Rocks in 2019



#1 - ALONZO VERGE JR. | SR. | G | 6-4 | 164 | CHICAGO, ILL.



CAREER STATS

Year	GP	GS	Min	Avg	Total					Rebounds															
					FG	FGA	Pct	3FG	3FGA	Pct	FT	FTA	Pct	Off	Def	Tot	Avg	PF	FO	Ast	TO	Blk	Stl	Pts	Avg
2019-20*	28	9	479	17.1	158	361	.438	22	76	.289	70	95	.737	18	79	97	3.5	45	1	63	60	3	39	408	14.6
2020-21*	23	21	685	29.8	111	284	.391	27	81	.333	72	89	.809	14	76	90	3.9	59	1	87	56	4	28	321	14.0
2021-22	29	29	810	27.9	150	337	.445	16	49	.327	85	111	.766	14	114	128	4.4	56	2	154	96	7	44	401	13.8
<b>TOTAL</b>	<b>29</b>	<b>29</b>	<b>810</b>	<b>27.9</b>	<b>150</b>	<b>337</b>	<b>.445</b>	<b>16</b>	<b>49</b>	<b>.327</b>	<b>85</b>	<b>111</b>	<b>.766</b>	<b>14</b>	<b>114</b>	<b>128</b>	<b>4.4</b>	<b>56</b>	<b>2</b>	<b>154</b>	<b>96</b>	<b>7</b>	<b>44</b>	<b>401</b>	<b>13.8</b>
All*	80	59	1974	24.7	419	982	.427	65	206	.316	227	295	.769	46	269	315	3.9	160	4	304	212	14	111	1130	14.1

\*-Statistics from Arizona State

MISC. STATS

Category	2021-22	Career*
Double-Figure Scoring	22	56
Double-Figure Rebounding	1	1
Double-Figure Assists	4	4
Double-Doubles	5	5
Led NU in Scoring	9	9
Led NU in Rebounding	7	7
Led NU in Assists	24	24
20+ Point Games	5	17
30+ Point Games	1	2
40+ Point Games	0	1

\*-Includes Arizona State

2021-22 GAME-BY-GAME TOTALS

Opponent	Date	GS	Min	TOTAL			3-PTS			FT	FTA	Pct	REBOUNDS			PF	FO	A	TO	Blk	Stl	Pts	Avg		
				FG	FGA	Pct	3FG	3FGA	Pct				Off	Def	Tot									Avg	
W. Illinois	11/9/21	*	35	9	20	.450	1	2	.500	7	9	.778	2	11	13	13.0	2	0	5	3	1	0	26	26.0	
Sam Houston	11/12/21	*	31	4	16	.250	0	4	.000	5	8	.625	0	1	1	1.0	1	0	7	3	0	4	13	13.0	
Creighton	11/16/21	*	22	5	15	.333	0	1	.000	0	0	.000	1	4	5	6.3	2	0	4	1	0	1	10	16.3	
Idaho State	11/19/21	*	21	5	10	.500	1	2	.500	0	0	.000	0	4	4	5.8	3	0	4	1	0	2	11	15.0	
Southern	11/21/21	*	24	4	5	.800	0	0	.000	6	6	1.000	0	6	6	5.8	1	0	4	4	0	0	14	14.8	
Tennessee State	11/23/21	*	33	7	11	.636	1	3	.333	3	7	.429	1	4	5	5.7	0	0	10	2	0	3	18	15.3	
South Dakota	11/27/21	*	16	1	7	.143	0	3	.000	1	1	1.000	0	2	2	5.1	2	0	5	2	0	1	3	13.6	
at NC State	12/1/21	*	54	11	22	.500	0	0	.000	3	4	.750	1	8	9	5.6	5	1	11	5	0	3	25	15.0	
at Indiana	12/4/21	*	33	6	13	.462	1	2	.500	2	2	1.000	0	5	5	5.6	3	0	3	6	0	0	15	15.0	
Michigan	12/7/21	*	29	12	21	.571	1	3	.333	6	6	1.000	2	6	8	5.8	2	0	3	4	0	0	31	16.6	
vs. No. 18 Auburn	12/11/21	*	27	4	11	.364	0	1	.000	2	2	1.000	0	5	5	5.7	2	0	4	7	2	1	10	16.0	
Kansas State	12/19/21	*	35	7	14	.500	0	1	.000	7	9	.778	1	4	5	5.7	0	0	5	6	0	4	21	16.4	
Kennesaw State	12/22/21	*	31	5	9	.556	2	3	.667	4	6	.667	0	7	7	5.8	2	0	12	7	1	2	16	16.4	
No. 13 Ohio State	1/2/22	*	23	1	6	.167	0	1	.000	4	6	.667	0	2	2	5.5	0	0	4	1	0	2	6	15.6	
at No. 10 Michigan St.	1/5/22	*	29	2	10	.200	0	1	.000	1	1	1.000	1	3	4	5.4	2	0	5	3	0	2	5	14.9	
at Rutgers	1/8/22	*	20	2	7	.286	0	1	.000	0	1	.000	0	1	1	5.1	3	0	4	2	0	1	4	14.3	
No. 25 Illinois	1/11/22	*	30	5	13	.385	0	1	.000	4	4	1.000	0	4	4	5.1	3	0	9	5	0	0	14	14.2	
at No. 7 Purdue	1/14/22	*	24	4	8	.500	1	2	.500	1	3	.333	1	2	3	4.9	1	0	2	3	0	1	10	14.0	
Indiana	1/17/22	*	31	7	15	.467	1	2	.500	4	4	1.000	1	2	4	4.8	4	0	4	3	0	4	19	14.3	
No. 11 Wisconsin	1/27/22	*	20	5	12	.417	0	1	.000	1	1	1.000	0	5	5	4.8	0	0	1	2	0	0	11	14.1	
Rutgers	1/29/22	DNP																							
at Michigan	2/1/22	*	21	3	9	.333	1	2	.500	1	2	.500	0	1	1	4.6	3	0	3	1	0	0	8	13.8	
Northwestern	2/5/22	*	24	3	5	.600	1	1	1.000	2	3	.667	0	4	4	4.6	1	0	6	5	0	2	9	13.6	
Minnesota	2/9/22	*	29	8	12	.667	1	2	.500	5	8	.625	1	1	2	4.5	2	0	4	5	1	3	22	14.0	
at Iowa	2/13/22	*	26	2	4	.500	0	0	.000	1	1	1.000	0	4	4	4.5	1	0	6	3	0	0	5	13.6	
Maryland	2/18/22	*	23	4	8	.500	0	0	.000	6	8	.750	1	4	5	4.5	4	0	5	2	0	0	14	13.6	
at Northwestern	2/22/22	*	27	6	14	.429	1	4	.250	2	2	1.000	0	2	2	4.4	0	0	1	4	1	4	1	15	13.7
No. 25 Iowa	2/25/22	*	30	7	14	.500	0	2	.000	4	4	1.000	1	4	5	4.4	5	1	7	2	0	4	18	13.8	
at Penn State	2/27/22	*	28	6	12	.500	2	2	1.000	1	1	1.000	0	4	4	4.4	1	0	5	3	1	0	15	13.9	
at No. 23 Ohio State	3/1/22	*	35	5	14	.357	1	2	.500	2	2	1.000	0	5	5	4.4	1	0	11	1	0	0	13	13.8	
<b>Totals</b>			<b>29</b>	<b>810</b>	<b>150</b>	<b>337</b>	<b>.445</b>	<b>16</b>	<b>49</b>	<b>.327</b>	<b>85</b>	<b>111</b>	<b>.766</b>	<b>14</b>	<b>114</b>	<b>128</b>	<b>4.4</b>	<b>56</b>	<b>2</b>	<b>154</b>	<b>96</b>	<b>7</b>	<b>44</b>	<b>401</b>	<b>13.8</b>

SEASON/NEB/CAREER HIGHS

<b>Points</b>	
Season:	31, Michigan (12/7/21)
College Career:	43, vs. Saint Mary's (12/18/19)
<b>Rebounds</b>	
Season:	13, Western Illinois (11/9/21)
College Career:	Same
<b>Field Goals</b>	
Season:	12, Michigan (12/7/21)
College Career:	18, vs. Saint Mary's (12/18/19)
<b>3-Point Field Goals</b>	
Season:	2, Kennesaw State (12/22/21)
College Career:	7, San Diego State (12/10/20)
<b>Free Throws</b>	
Season:	7, Western Illinois (11/9/21)
College Career:	10, at Cal (2/16/20)
<b>Free Throw Attempts</b>	
Season:	9, Western Illinois (11/9/21)
College Career:	11, Two times (11/26/20)
<b>Assists</b>	
Season:	12, Kennesaw State (12/22/21)
College Career:	Same
<b>Steals</b>	
Season:	4, Five times (last, 2/25/22)
College Career:	4, Six times (last, 2/25/22)
<b>Blocks</b>	
Season:	2, vs. Auburn (12/11/21)
College Career:	Same
<b>Minutes Played</b>	
Season:	54, at NC State (12/1/21)
College Career:	Same

NOTING ALONZO VERGE JR.

- Grad transfer who came to Nebraska in July of 2021, after testing the waters for the NBA Draft
- Ranks in the top five in the Big Ten in both assists (5.3, first) and steals (1.5, fourth)
- Posted his team-best fifth double-double at No. 23 Ohio State with 13 points and 11 assists, including nine assists in the first half
- Totaled 15 points and five assists in the win over Penn State
- Finished with 18 points, seven assists and four steals against No. 25 Iowa
- Tied for team-high honors with 15 points and matched his season high with four steals at Northwestern
- Finished with 14 points, five rebounds and a team-high five assists against Maryland
- Scored 20 of his 22 points in the second half against Minnesota, keying a 12-0 run to break open a 40-32 lead
- Dished out six assists and added nine points and four rebounds in the loss to Northwestern
- Tallied 19 points and four assists in the loss to Indiana, going over 1,000 career points for his collegiate career
- Nearly posted a double-double against Illinois with 14 points and nine assists along with four boards
- Had his fourth double-double of the season with 16 points, a career-high 12 assists and seven boards vs. Kennesaw State
- Finished with a game-high 21 points, along with five boards, five assists and four steals vs. Kansas State
- Posted his second career 30-point game in the loss to Michigan with 31 points, eight rebounds and three assists
- Led NU with 15 points, five rebounds and three assists in the loss at Indiana
- Posted his third double-double of the season with 25 points, a career-high 11 assists and nine rebounds at NC State
- Recorded his second double-double against Tennessee State, finishing with 18 points and a career-high 10 assists
- Posted his first career double-double in the Huskers' opener with 26 points, a career-high 13 rebounds and five assists
- Spent the last two seasons at Arizona State, where he averaged in double figures in each of the past two seasons and was the Pac-12 Sixth Man of the Year in 2019-20
  - Averaged 14.0 points, 3.8 assists and 3.9 rebounds per game in 2020-21, ranking among the Pac-12 leaders in scoring (15th), assists (seventh), assist-to-turnover ratio (1.55-to-1, sixth), steals (1.2, 13th) and free throw percentage (.809, 13th).
  - Had five games of at least 20 points, including a season-high 28-point, eight-rebound effort against Oregon in the Pac-12 Tournament, as he averaged 27.0 ppg, 7.0 rpg, and 3.0 apg in two conference tournament games
    - Was 2020 Pac-12 Sixth Man of the Year and an honorable-mention all-conference pick, as he averaged 14.6 points per game, 3.5 rebounds, 2.3 assists and 1.4 steals per game
  - Led all bench scorers in Division 1 with 16.9 ppg in 19 games he came off the bench, highlighted by a 43-point effort against Saint Mary's
  - Was a two-time NJCAA All-American at Moberly Area CC, where he set school marks with 1,603 points and 486 assists in two years
  - Earned first-team NJCAA All-American as a sophomore, averaging a national best 30.9 points per game along with 8.2 assists and 4.2 rebounds per outing
    - First-team all-state by Chicago Tribune and Chicago Sun Times as a senior at Thornton High School, where he averaged 26 points, eight rebounds and seven assists per game

#2 - TREY MCGOWENS | JR. | G | 6-4 | 196 | PENDLETON, S.C



CAREER STATS

Year	GP	GS	Min	Avg	Total					Rebounds															
					FG	FGA	Pct	3FG	3FGA	Pct	FT	FTA	Pct	Off	Def	Tot	Avg	PF	FO	Ast	TO	Blk	Stl	Pts	Avg
2018-19*	33	32	918	27.8	113	271	.417	32	98	.327	126	165	.764	20	85	105	3.2	93	3	55	80	3	64	384	11.6
2019-20*	33	32	1110	33.6	124	338	.367	41	132	.311	91	126	.722	13	93	106	3.2	78	1	118	94	2	63	380	11.5
2020-21	27	27	765	28.3	95	243	.391	29	79	.367	69	105	.657	13	92	105	3.9	70	1	63	62	4	38	288	10.7
2021-22	29	29	810	27.9	150	337	.445	16	49	.327	85	111	.766	14	114	128	4.4	56	2	154	96	7	44	401	13.8
<b>TOTAL</b>	<b>29</b>	<b>29</b>	<b>810</b>	<b>27.9</b>	<b>150</b>	<b>337</b>	<b>.445</b>	<b>16</b>	<b>49</b>	<b>.327</b>	<b>85</b>	<b>111</b>	<b>.766</b>	<b>14</b>	<b>114</b>	<b>128</b>	<b>4.4</b>	<b>56</b>	<b>2</b>	<b>154</b>	<b>96</b>	<b>7</b>	<b>44</b>	<b>401</b>	<b>13.8</b>
<b>All*</b>	<b>80</b>	<b>59</b>	<b>1974</b>	<b>24.7</b>	<b>419</b>	<b>982</b>	<b>.427</b>	<b>65</b>	<b>206</b>	<b>.316</b>	<b>227</b>	<b>295</b>	<b>.769</b>	<b>46</b>	<b>269</b>	<b>315</b>	<b>3.9</b>	<b>160</b>	<b>4</b>	<b>304</b>	<b>212</b>	<b>14</b>	<b>111</b>	<b>1130</b>	<b>14.1</b>

\*-Statistics from Pittsburgh

MISC. STATS

Category	2021-22	Career
Double-Figure Scoring	2	56
Double-Figure Rebounding	0	0
Double-Figure Assists	0	0
Double-Doubles	0	0
Led NU in Scoring	0	4
Led NU in Rebounding	3	5
Led NU in Assists	1	4
20+ Point Games	0	8
30+ Point Games	0	3
40+ Point Games	0	0

2021-22 GAME-BY-GAME TOTALS

Opponent	Date	GS	Min	TOTAL			3-PTS			REBOUNDS			PF	FO	A	TO	Blk	Stl	Pts	Avg					
				FG	FGA	Pct	3FG	3FGA	Pct	FT	FTA	Pct									Off	Def	Tot	Avg	
W. Illinois	11/9/21	*	26	3	6	.500	0	0	.000	3	6	.500	1	2	3	3.0	3	0	0	2	0	3	9.0		
Sam Houston	11/12/21	*	33	2	5	.400	0	0	.000	4	6	.667	0	9	9	6.0	2	0	2	2	1	0	8.5		
Creighton	11/16/21	*	10	0	2	.000	0	0	.000	2	2	1.000	2	1	3	5.0	0	0	2	1	1	1	6.3		
Idaho State	11/19/21		DNP																						
Southern	11/21/21		DNP																						
Tennessee State	11/23/21		DNP																						
South Dakota	11/23/21		DNP																						
at NC State	12/1/21		DNP																						
at Indiana	12/4/21		DNP																						
Michigan	12/7/21		DNP																						
vs. No. 18 Auburn	12/11/21		DNP																						
Kansas State	12/19/21		DNP																						
Kennesaw State	12/22/21		DNP																						
No. 13 Ohio State	1/2/22		DNP																						
at No. 10 Michigan State	1/5/22		DNP																						
at Rutgers	1/8/22		DNP																						
No. 25 Illinois	1/11/22		DNP																						
at No. 7 Purdue	1/14/22		DNP																						
Indiana	1/17/22		21	1	2	.500	1	2	.500	4	4	1.000	0	2	2	4.3	2	0	1	1	0	2	7	6.5	
No. 11 Wisconsin	1/27/22	*	29	1	3	.333	0	1	.000	2	4	.500	0	3	3	4.0	2	0	2	0	0	0	4	6.0	
Rutgers	1/29/22	*	35	4	10	.400	1	4	.250	2	3	.667	0	7	7	4.5	5	1	1	3	2	1	11	6.8	
at Michigan	2/1/22	*	25	1	4	.250	0	0	.000	2	3	.667	0	2	2	4.1	2	0	2	3	0	0	4	6.4	
Northwestern	2/5/22	*	20	3	6	.500	0	0	.000	2	4	.500	1	2	3	4.0	2	0	2	1	0	0	8	6.6	
Minnesota	2/9/22	*	34	2	8	.250	0	1	.000	2	9	.222	2	5	7	4.3	2	0	5	0	0	2	6	6.6	
at Iowa	2/13/22	*	26	2	7	.286	0	1	.000	3	4	.750	2	3	5	4.4	2	0	4	5	0	2	7	6.6	
Maryland	2/18/22	*	25	0	4	.000	0	1	.000	2	4	.500	1	3	4	4.4	5	1	1	3	0	0	2	6.2	
at Northwestern	2/22/22	*	27	3	5	.600	2	3	.667	0	0	.000	2	0	2	4.2	4	0	0	2	0	2	8	6.3	
No. 25 Iowa	2/25/22	*	32	4	7	.571	1	2	.500	0	0	.000	1	2	3	4.1	3	0	0	1	0	0	9	6.5	
at Penn State	2/27/22	*	31	4	5	.800	1	1	1.000	3	4	.750	1	4	5	4.1	3	0	4	0	0	4	12	6.9	
at No. 23 Ohio State	3/1/22	*	32	3	5	.600	1	2	.500	0	0	.000	1	5	6	4.3	5	1	0	0	0	4	7	6.9	
<b>Totals</b>			<b>14</b>	<b>406</b>	<b>33</b>	<b>79</b>	<b>.418</b>	<b>7</b>	<b>18</b>	<b>.389</b>	<b>31</b>	<b>53</b>	<b>.585</b>	<b>14</b>	<b>50</b>	<b>64</b>	<b>4.3</b>	<b>42</b>	<b>3</b>	<b>26</b>	<b>24</b>	<b>4</b>	<b>21</b>	<b>104</b>	<b>6.9</b>

SEASON/NEB/CAREER HIGHS

<b>Points</b>	
Season:	12, at Penn State (2/27/22)
NEB Career:	20, Michigan State (1/2/21)
College Career:	33, Louisville (1/9/19)
<b>Rebounds</b>	
Season:	9, Sam Houston (11/12/21)
NEB Career:	9, Two times (last, 11/12/20)
College Career:	Same
<b>Field Goals</b>	
Season:	4, Three times (last, 2/27/22)
NEB Career:	7 vs. North Dakota State (11/28/20)
College Career:	12, Louisville (1/9/19)
<b>3-Point Field Goals</b>	
Season:	2, at Northwestern (2/22/22)
NEB Career:	3, at Creighton (12/11/20)
College Career:	4, Three times (last, 1/8/20)
<b>Free Throws</b>	
Season:	4, Two times (last, 1/17/22)
NEB Career:	6, Two times (last, 1/2/21)
College Career:	18, Florida State (1/14/19)
<b>Free Throw Attempts</b>	
Season:	9, Minnesota (2/9/22)
NEB Career:	9, Two times (last, 2/9/22)
College Career:	19, Florida State (1/14/19)
<b>Assists</b>	
Season:	5, Minnesota (2/9/22)
NEB Career:	6, Indiana (1/10/21)
College Career:	9, Georgia Tech (2/8/20)
<b>Steals</b>	
Season:	4, Two times (last, 3/1/22)
NEB Career:	Same
College Career:	7, at West Virginia (12/8/18)
<b>Blocks</b>	
Season:	2, Rutgers (1/29/21)
NEB Career:	Same
College Career:	2, Two times (last, 1/29/22)
<b>Minutes Played</b>	
Season:	34, Two times (last, 2/9/22)
NEB Career:	37, Indiana (1/10/21)
College Career:	39, Two times (last, 2/29/20)

NOTING TREY MCGOWENS

- Made his return to action on Jan. 17 after breaking a bone in his right foot against Creighton and missed 15 games
- Keyed NU's win over No. 23 Ohio State with seven points, six rebounds and four steals
- Scored a season-high 12 points on 4-of-5 shooting and added five rebounds, four assists and a season-high four steals at Penn St.
- Scored all nine of his points in the first half and added three rebounds against No. 25 Iowa
- Totaled eight points, including a pair of 3-pointers, two rebounds and two steals at Northwestern
- Finished with seven points, five rebounds and four assists at Iowa
- Keyed NU's win over Minnesota with six points, seven rebounds and five assists in 34 minutes of work
- Scored a season-high 11 points against Rutgers and helped limit Ron Harper Jr. to just 1-of-9 shooting
- Tallied four points, three rebounds and two assists in 28 minutes vs. No. 11 Wisconsin, as he limited Johnny Davis to 13 points
- Had seven points and a pair of steals in 21 minutes against Indiana in his first game since Nov. 16
- Three-year starter at the college level who has scored over 1,000 career points and ranked in the top five in the conference in steals the last three years
- Tied his career high with nine boards and also tallied eight points, two assists and a blocked shot against Sam Houston
- Matched his Husker best with three steals, along with nine points and three rebounds in the loss to Western Illinois
- Ranked second on the team in scoring (10.7 ppg) and assists (2.3), while finishing fifth in the Big Ten with 1.4 steals per game in his first season at Nebraska in 2020-21
- Reached double figures 17 times in 2020-21, including a season-high 20 points against No. 17 Michigan State
- Was a two-year starter at Pittsburgh, starting 64 of 66 games at the school
- Averaged 11.5 points, 3.6 assists, 3.3 rebounds and 1.9 steals per game, as he ranked among ACC leaders in steals (fourth), assists (10th), assist-to-turnover ratio (15th, 1.26-to-1) and minutes played (13th, 33.8 per game)
- Posted 20 double-figure scoring games, including three games of at least 20 points
- Started 32 games as a freshman, averaging 11.6 points, 3.2 rebounds, 1.9 steals and 1.7 assists per game, finishing third in the ACC in steals per game
- Reached double figures 17 times and tied or set three single-game Pitt freshman records, including points (33), steals (7) and free throws (18)
- Scored a career-high 33 points against Louisville, going 12-of-19 from the field against the Cardinals
- Attended Hargrave (Va.) Military Academy as a senior, averaging 18.4 ppg, 6.3 apg, 5.4 rpg and 3.2 spg
- Led Wren (S.C.) High School to a 25-3 record and the AAAA State Championship game in 2017 after averaging 18.3 ppg, 6.8 apg, 4.3 rpg and 3.6 spg
- His father (Bobby) played football at Clemson before transferring to South Carolina State to play both football and basketball, finishing as the school's all-time receiving leader and helped the school make two NCAA Tournament appearances
- His mother (Pam) played basketball at Western Carolina and is a high school basketball coach

#5 - BRYCE MCGOWENS | FR. | G | 6-7 | 179 | PENDLETON, S.C



CAREER STATS

Year	GP	GS	Total							Rebounds															
			Min	Avg	FG	FGA	Pct	3FG	3FGA	Pct	FT	FTA	Pct	Off	Def	Tot	Avg	PF	FO	Ast	TO	Blk	Stl	Pts	Avg
2021-22	30	30	1000	33.3	158	387	.408	40	143	.280	160	191	.838	21	137	158	5.3	61	1	43	63	10	21	516	17.2
<b>TOTAL</b>	<b>30</b>	<b>30</b>	<b>1000</b>	<b>33.3</b>	<b>158</b>	<b>387</b>	<b>.408</b>	<b>40</b>	<b>143</b>	<b>.280</b>	<b>160</b>	<b>191</b>	<b>.838</b>	<b>21</b>	<b>137</b>	<b>158</b>	<b>5.3</b>	<b>61</b>	<b>1</b>	<b>43</b>	<b>63</b>	<b>10</b>	<b>21</b>	<b>516</b>	<b>17.2</b>

MISC. STATS

Category	2021-22	Career
Double-Figure Scoring	25	25
Double-Figure Rebounding	2	2
Double-Figure Assists	0	0
Double-Doubles	2	2
Led NU in Scoring	13	13
Led NU in Rebounding	9	9
Led NU in Assists	1	1
20+ Point Games	11	11
30+ Point Games	0	0

2021-22 GAME-BY-GAME TOTALS

Opponent	Date	GS	Min	TOTAL			3-PTS			FT	FTA	Pct	REBOUNDS			PF	FO	A	TO	Blk	Stl	Pts	Avg		
				FG	FGA	Pct	3FG	3FGA	Pct				Off	Def	Tot									Avg	
W. Illinois	11/9/21	*	39	7	18	.389	1	6	.167	10	12	.833	0	6	6	6.0	1	0	0	2	0	1	25	25.0	
Sam Houston	11/12/21	*	36	9	13	.692	4	7	.571	7	9	.778	1	4	5	5.5	2	0	1	1	1	0	29	27.0	
Creighton	11/16/21	*	29	3	10	.300	0	3	.000	0	0	.000	0	5	5	5.3	3	0	0	1	0	0	6	20.0	
Idaho State	11/19/21	*	27	3	6	.500	0	1	.000	0	0	.000	1	6	7	5.8	1	0	3	1	1	1	6	16.5	
Southern	11/21/21	*	31	4	9	.444	0	4	.000	10	10	1.000	1	10	11	6.8	4	0	4	4	1	2	18	16.8	
Tennessee State	11/23/21	*	31	5	10	.500	1	5	.200	7	8	.875	1	5	6	6.7	1	0	4	3	0	1	18	17.0	
South Dakota	11/27/21	*	33	6	12	.500	2	5	.400	8	10	.800	2	6	8	6.9	1	0	4	4	1	1	22	17.7	
at NC State	12/1/21	*	58	9	23	.391	1	5	.200	5	7	.714	2	7	9	7.1	3	0	0	0	1	0	24	18.5	
at Indiana	12/4/21	*	33	3	14	.214	1	5	.200	1	1	1.000	0	5	5	6.9	3	0	1	3	0	1	8	17.3	
Michigan	12/7/21	*	27	2	9	.222	0	4	.000	4	5	.800	2	4	6	6.8	0	0	1	0	0	0	8	16.4	
vs. No. 18 Auburn	12/11/21	*	29	4	12	.333	0	4	.000	6	7	.857	0	2	2	6.4	4	0	1	2	1	0	14	16.2	
Kansas State	12/19/21	*	33	4	14	.286	2	8	.250	4	7	.571	0	3	3	6.1	3	0	2	0	1	0	14	16.0	
Kennesaw State	12/22/21	*	26	4	7	.571	3	5	.600	0	1	.000	0	4	4	5.9	5	1	0	3	0	2	11	15.6	
No. 13 Ohio State	1/2/22	*	38	6	19	.316	2	6	.333	4	4	1.000	2	3	5	5.9	1	0	2	1	0	1	18	15.8	
at No. 10 Michigan St.	1/5/22	*	32	5	16	.313	1	7	.143	2	2	1.000	1	3	4	5.7	1	0	4	5	0	2	13	15.6	
at Rutgers	1/8/22	*	32	5	9	.556	1	2	.500	6	6	1.000	0	2	2	5.5	3	0	1	4	0	1	17	15.7	
Illinois	1/11/22	*	35	6	15	.400	1	2	.500	6	7	.857	2	4	6	5.5	3	0	0	1	1	0	19	15.9	
at No. 7 Purdue	1/14/22	*	34	4	9	.444	1	2	.500	0	1	.000	1	4	5	5.5	3	0	1	1	0	1	9	15.5	
Indiana	1/17/22	*	36	6	13	.462	1	4	.250	7	8	.875	1	4	5	5.5	3	0	2	4	0	0	20	15.7	
No. 11 Wisconsin	1/27/22	*	33	7	14	.500	3	7	.429	6	8	1.000	0	4	4	5.4	2	0	0	2	0	0	23	16.1	
Rutgers	1/29/22	*	38	6	17	.353	3	7	.429	14	18	.778	1	6	7	5.5	2	0	2	2	1	1	29	16.7	
at Michigan	2/1/22	*	38	10	20	.500	1	5	.200	3	3	1.000	1	5	6	5.5	1	0	1	1	0	3	24	17.0	
Northwestern	2/5/22	*	28	2	8	.250	1	3	.333	5	6	.833	0	3	3	5.4	1	0	1	3	0	0	10	16.7	
Minnesota	2/9/22	*	25	6	11	.545	1	3	.333	3	5	.600	0	4	4	5.3	3	0	0	1	0	1	16	16.7	
at Iowa	2/13/22	*	30	3	13	.231	1	6	.167	4	4	1.000	0	4	4	5.3	1	0	0	2	0	0	11	16.5	
Maryland	2/18/22	*	35	5	14	.357	1	6	.167	14	15	.933	0	3	3	5.2	2	0	1	2	0	1	25	16.8	
at Northwestern	2/22/22	*	34	5	16	.313	1	6	.167	4	6	.667	1	9	10	5.4	1	0	4	3	1	0	15	16.7	
No. 25 Iowa	2/25/22	*	33	3	8	.375	1	3	.333	6	8	.750	0	3	3	5.3	2	0	2	3	0	0	13	16.6	
at Penn State	2/27/22	*	30	8	13	.615	3	5	.600	6	6	1.000	1	5	6	5.3	0	0	1	2	0	1	25	16.9	
at No. 23 Ohio State	3/1/22	*	37	8	15	.533	2	7	.286	8	9	.889	0	4	4	5.3	1	0	0	2	0	0	26	17.2	
<b>Totals</b>			<b>30</b>	<b>1000</b>	<b>158</b>	<b>387</b>	<b>.408</b>	<b>40</b>	<b>143</b>	<b>.280</b>	<b>160</b>	<b>191</b>	<b>.838</b>	<b>21</b>	<b>137</b>	<b>158</b>	<b>5.3</b>	<b>61</b>	<b>1</b>	<b>43</b>	<b>63</b>	<b>10</b>	<b>21</b>	<b>516</b>	<b>17.2</b>

SEASON/NEB/CAREER HIGHS

<b>Points</b>	
Season:	29, Two times (last, 1/29/22)
NEB Career:	Same
<b>Rebounds</b>	
Season:	11, Southern (11/21/21)
NEB Career:	Same
<b>Field Goals</b>	
Season:	10, at Michigan (2/1/22)
NEB Career:	Same
<b>3-Point Field Goals</b>	
Season:	4, Sam Houston (11/12/21)
NEB Career:	Same
<b>Free Throws</b>	
Season:	14, Two times (2/18/22)
NEB Career:	Same
<b>Free Throw Attempts</b>	
Season:	18, Rutgers (1/29/22)
NEB Career:	Same
<b>Assists</b>	
Season:	4, Five times (last, 2/22/22)
NEB Career:	Same
<b>Steals</b>	
Season:	3, at Michigan (2/1/22)
NEB Career:	Same
<b>Blocks</b>	
Season:	1, 10 times (last, 2/22/22)
NEB Career:	Same
<b>Minutes Played</b>	
Season:	58, at NC State (12/1/21)
NEB Career:	Same

NOTING BRYCE MCGOWENS

- *Big Ten Freshman of the Week* (Nov. 15, Nov. 29, Dec. 20, Jan. 21, Feb. 7, Feb. 14, Feb. 21)
- *Freshman School Record for Points in Conference Game* (29 vs. Rutgers) and *Season* (516)
- Five-star recruit who was a consensus top-25 player in the class of 2021 and leads all Big Ten freshmen in scoring
- Ranks in the top-10 of school freshmen charts in points (516, 1st), field goals (158, 2nd), 3-pointers (40, 6th) and rebounds (158, 6th)
- Shined in the win at No. 23 Ohio State with a game-high 26 points on 8-of-15 shooting and four assists
- Led NU with 25 points on 8-of-13 shooting and six rebounds in the win over Penn State, his 11th straight game in double figures
- Racked up his second double-double with 15 points and 10 rebounds while dishing out four assists at Northwestern
- Posted his ninth 20-point game with 25 points, including 14-of-15 from the foul line, against Maryland
- Led NU with 24 points while adding six rebounds and a season-high three steals at Michigan
- Tied his season high with 29 points, including 14-of-18 from the foul line, against Rutgers, as his 29 points matched NU's school record for a freshman in a conference game
- Led NU with 23 points, including a trio of 3-pointers, in the loss to No. 11 Wisconsin
- Picked up his fifth 20-point game of the season in the loss to Indiana, finishing with 20 points, five rebounds and two assists
- Scored a team-high 19 points and added six rebounds in the loss to No. 25 Illinois
- Led NU with 18 points and added five rebounds and a pair of assists in the OT loss to No. 13 Ohio State
- Went over 20 points for the fourth time this year with 24 points and nine rebounds at NC State
- Picked up his third 20-point game of the year with 22 points and a team-high 11 boards vs. South Dakota
- Posted his first career double-double with 18 points, 11 rebounds and four assists in the win over Southern
- Led NU with 29 points against Sam Houston, hitting 9-of-13 from the floor, including four 3-pointers, while adding five boards
- His 29-point effort was one off Nebraska's freshman mark (Tyronn Lue), and he is one of only two Husker players to ever have multiple 25-point games as a freshman (Dave Hoppen)
- Set Nebraska school record for most points by a freshman in his debut with 25 points vs. Western Illinois
- Selected to the Iverson Classic and was a Jordan Brand Classic selection as a senior
- Totaled 2,341 points in high school, including 285 3-pointers while shooting 41 percent from beyond the arc
- Named Gatorade and Max Preps Player of the Year in South Carolina in 2020-21, as he averaged 21.6 points, 4.7 rebounds and 3.1 assists per contest for Legacy Early College and Coach BJ Jackson.
- Spent his first three seasons at Wren High School, totaling 1,882 points and was a three-time all-state performer and two-time Region 1-AAAA Player of the Year
- His junior season was highlighted by a school-record 67-point performance in the second round of the state tournament, as he hit 22-of-28 shots from the field, including eight 3-pointers.
- His father (Bobby) played football at Clemson before transferring to South Carolina State to play both football and basketball, finishing as the school's all-time receiving leader and helped the school make two NCAA Tournament appearances
- His mother (Pam) played basketball at Western Carolina and is a high school basketball coach



CAREER STATS

Year	GP	GS	Min	Avg	Total					Rebounds															
					FG	FGA	Pct	3FG	3FGA	Pct	FT	FTA	Pct	Off	Def	Tot	Avg	PF	FO	Ast	TO	Blk	Stl	Pts	Avg
2017-18*	28	28	935	33.4	165	383	.431	59	161	.366	57	73	.781	10	106	116	4.1	44	0	97	63	3	20	446	15.9
2018-19*	31	31	1054	34.0	195	455	.429	76	184	.413	60	85	.706	14	123	137	4.4	60	0	97	50	1	34	526	17.0
2019-20*	26	26	876	33.7	173	415	.417	49	147	.333	50	64	.781	12	71	83	3.2	37	0	93	54	3	23	445	17.1
2020-21	27	5	627	23.2	78	204	.382	46	121	.380	17	26	.654	4	43	47	1.7	25	0	34	25	1	16	219	8.1
2021-22	28	1	555	19.8	58	156	.372	31	88	.352	24	36	.667	2	40	42	1.5	34	0	39	27	0	14	171	6.1
<b>TOTAL</b>	<b>55</b>	<b>6</b>	<b>1182</b>	<b>21.5</b>	<b>136</b>	<b>360</b>	<b>.378</b>	<b>77</b>	<b>209</b>	<b>.368</b>	<b>41</b>	<b>62</b>	<b>.661</b>	<b>6</b>	<b>83</b>	<b>89</b>	<b>1.6</b>	<b>59</b>	<b>0</b>	<b>73</b>	<b>52</b>	<b>1</b>	<b>30</b>	<b>390</b>	<b>7.1</b>
<b>All*</b>	<b>140</b>	<b>91</b>	<b>4047</b>	<b>28.9</b>	<b>669</b>	<b>1613</b>	<b>.415</b>	<b>261</b>	<b>701</b>	<b>.372</b>	<b>208</b>	<b>284</b>	<b>.732</b>	<b>42</b>	<b>383</b>	<b>425</b>	<b>3.0</b>	<b>200</b>	<b>0</b>	<b>360</b>	<b>219</b>	<b>8</b>	<b>107</b>	<b>1807</b>	<b>12.9</b>

\* Statistics from Western Illinois

MISC. STATS

Category	2021-22	Career*
Double-Figure Scoring	3	86
Double-Figure Rebounding	0	1
Double-Figure Assists	0	0
Double-Doubles	0	1
Led NU in Scoring	1	4
Led NU in Rebounding	1	1
Led NU in Assists	2	2
20+ Point Games	1	27
30+ Point Games	0	1
40+ Point Games	0	1

\*-Includes Western Illinois

2021-22 GAME-BY-GAME TOTALS

Opponent	Date	GS	Min	TOTAL			3-PTS			REBOUNDS			PF	FO	A	TO	Blk	Stl	Pts	Avg				
				FG	FGA	Pct	3FG	3FGA	Pct	FT	FTA	Pct									Off	Def	Tot	Avg
W. Illinois	11/9/21	DNP																						
Sam Houston	11/12/21	DNP																						
Creighton	11/16/21	23	8	11	.727	4	7	.571	0	0	.000	0	1	1	1.0	2	0	2	0	20	20.0			
Idaho State	11/19/21	29	3	6	.500	0	0	.000	1	1	1.000	0	3	3	2.0	3	0	5	0	1	7	13.5		
Southern	11/21/21	19	1	4	.250	1	3	.333	3	4	.750	1	1	2	2.0	0	1	0	0	2	6	11.0		
Tennessee State	11/23/21	12	1	1	1.000	0	0	.000	0	0	.000	0	3	3	2.3	1	0	1	1	0	2	8.8		
South Dakota	11/27/21	29	3	10	.300	1	3	.333	2	3	.667	0	0	0	1.8	1	0	3	0	0	9	8.8		
at NC State	12/1/21	22	3	7	.429	1	4	.250	0	0	.000	0	0	0	1.5	2	0	0	1	0	7	8.5		
at Indiana	12/4/21	18	3	9	.333	1	3	.333	0	0	.000	0	1	1	1.4	0	2	0	0	2	7	8.3		
Michigan	12/7/21	12	0	5	.000	0	4	.000	0	0	.000	0	0	0	1.3	0	0	0	0	0	0	7.3		
vs. No. 18 Auburn	12/11/21	15	1	3	.333	1	3	.333	2	2	1.000	0	1	1	1.2	0	0	1	3	0	5	7.0		
Kansas State	12/19/21	17	0	3	.000	0	2	.000	0	0	.000	0	0	0	1.1	2	0	0	0	1	0	6.3		
Kennesaw State	12/22/21	23	1	7	.143	1	3	.333	3	5	.600	0	2	2	1.2	2	0	1	0	0	6	6.3		
No. 13 Ohio State	1/2/22	31	2	6	.333	2	3	.667	2	3	.667	0	3	3	1.3	1	0	2	1	0	8	6.4		
at No. 10 Michigan St.	1/5/22	20	5	8	.625	2	4	.500	1	3	.333	0	4	4	1.5	2	0	2	1	0	13	6.9		
at Rutgers	1/8/22	18	2	4	.500	1	2	.500	0	1	.000	0	0	0	1.4	0	0	2	2	0	1	5	6.8	
No. 25 Illinois	1/11/22	14	1	2	.500	0	1	.000	0	0	.000	0	0	0	1.3	0	0	1	1	0	2	6.5		
at No. 7 Purdue	1/14/22	27	2	7	.286	1	3	.333	0	0	.000	0	2	2	1.4	1	0	5	2	0	1	5	6.4	
Indiana	1/17/22	11	0	2	.000	0	2	.000	0	0	.000	0	0	0	1.3	2	0	1	1	0	0	6.0		
No. 11 Wisconsin	1/27/22	25	3	5	.600	1	3	.333	2	2	1.000	0	3	3	1.4	2	0	1	2	0	1	9	6.2	
Rutgers	1/29/22	26	0	10	.000	0	4	.000	3	5	.600	0	4	4	1.5	3	0	1	2	0	0	3	6.0	
at Michigan	2/1/22	22	2	6	.333	1	5	.200	2	3	.667	0	2	2	1.6	1	0	2	2	0	0	7	6.1	
Northwestern	2/5/22	17	2	5	.400	1	3	.333	0	0	.000	0	0	0	1.5	3	0	1	0	0	0	5	6.0	
Minnesota	2/9/22	11	1	3	.333	1	2	.500	0	0	.000	0	0	0	1.4	1	0	1	1	0	1	3	5.9	
at Iowa	2/13/22	22	2	5	.400	2	4	.500	0	0	.000	0	4	4	1.5	1	0	1	2	0	1	6	5.9	
Maryland	2/18/22	18	2	6	.333	1	4	.250	0	0	.000	0	5	5	1.7	1	0	1	2	0	0	5	5.8	
at Northwestern	2/22/22	24	5	11	.455	3	7	.429	0	0	.000	1	0	1	1.6	0	0	1	0	1	1	13	6.1	
No. 25 Iowa	2/25/22	19	2	4	.500	2	3	.667	0	0	.000	0	0	0	1.6	1	0	1	0	0	0	6	6.1	
at Penn State	2/27/22	15	2	3	.667	2	3	.667	1	2	.500	0	0	0	1.5	1	0	0	2	0	0	7	6.1	
at No. 23 Ohio State	3/1/22	15	1	3	.333	1	3	.333	2	2	1.000	0	1	1	1.5	1	0	1	0	0	0	5	6.1	
<b>Totals</b>		<b>1</b>	<b>555</b>	<b>58</b>	<b>156</b>	<b>.372</b>	<b>31</b>	<b>88</b>	<b>.352</b>	<b>24</b>	<b>36</b>	<b>.667</b>	<b>2</b>	<b>40</b>	<b>42</b>	<b>1.5</b>	<b>34</b>	<b>0</b>	<b>39</b>	<b>27</b>	<b>0</b>	<b>14</b>	<b>171</b>	<b>6.1</b>

SEASON/NEB/CAREER HIGHS

<b>Points</b>	
Season:	20, vs. Creighton (11/16/21)
NEB Career:	23, at Northwestern (3/7/21)
College Career:	40, Omaha (2/22/20)
<b>Rebounds</b>	
Season:	5, Maryland (2/18/22)
NEB Career:	5, Two times (last, 2/18/22)
College Career:	10, Two times (11/6/18)
<b>Field Goals</b>	
Season:	8, vs. Creighton (11/16/21)
NEB Career:	8, Two times (last, 11/16/21)
College Career:	15, Omaha (2/22/20)
<b>3-Point Field Goals</b>	
Season:	4, vs. Creighton (11/16/21)
NEB Career:	7, at Northwestern (3/7/21)
College Career:	Same
<b>Free Throws</b>	
Season:	3, Two times (last, 1/29/22)
NEB Career:	3, Three times (last, 1/29/22)
College Career:	8, Denver (1/11/20)
<b>Free Throw Attempts</b>	
Season:	5, Rutgers (1/29/22)
NEB Career:	Same
College Career:	10, vs. Denver (1/11/20)
<b>Assists</b>	
Season:	5, Two times (last 1/22/21)
NEB Career:	5, Three times (last 1/22/21)
College Career:	8, Two times (last, 11/28/17)
<b>Steals</b>	
Season:	2, Two times (last, 11/21/21)
NEB Career:	3, Nevada (11/26/20)
College Career:	4, St. Mary's (11/11/17)
<b>Blocks</b>	
Season:	None
NEB Career:	1, at Creighton (12/11/10)
College Career:	1, Eight times (last, 12/11/10)
<b>Minutes Played</b>	
Season:	31, Ohio State (1/2/22)
NEB Career:	34, Three times (3/10/21)
College Career:	43, at Omaha (1/23/20)

NOTING KOBE WEBSTER

- Fall 2021 NU Scholar-Athlete Honor Roll
- 2022 First-Team Academic All-District VII
- Super senior who has made 140 appearances at the Division I level and has scored over 1,800 points at the Division I level
- Returning third-team Academic All-American who is pursuing a master's degree in higher education administration at Nebraska
- Finished with five points and an assist in 15 minutes at No. 23 Ohio State
- Had seven points, including a pair of 3-pointers, in 15 minutes off the bench at Penn State
- Came off the bench with 13 points, including a trio of 3-pointers, in the loss at Northwestern
- Totaled five points and tied an NU personal best with five rebounds in the loss to Maryland
- Made his first start of the year against Rutgers, finishing with three points and four rebounds
- Finished with nine points and three rebounds in 24 minutes against No. 11 Wisconsin
- Matched his NU career high with five assists and added five points at No. 7 Purdue
- Came off the bench with 13 points on 5-of-8 shooting and a season-high four rebounds at No. 10 Michigan State
- Had eight points, three rebounds and two assists in 31 minutes in the loss to No. 13 Ohio State
- Totaled seven points, two assists and two steals in the loss at Indiana
- Finished with nine points and three assists against South Dakota
- Had seven points and matched his NU best with five assists in 29 minutes against Idaho State
- Made his 2021-22 debut against Creighton, finishing with 20 points on 8-of-11 shooting in 23 minutes off the bench
- Missed the first two games because of an injury, the first game he has missed in his collegiate career
- Played in all 27 games in 2020-21, including five starts, and averaged 8.1 points and 1.3 assists per game in 2020-21
- Led the Huskers in 3-point percentage (.380) and was second on the team with 46 3-pointers
- Totaled double figures 12 times, including a season-high 23 points and five assists at Northwestern, which included 7-of-12 from 3-point range, and 20 points against ACC Tournament champion Georgia Tech
  - Three-year starter at Western Illinois, starting 85 games and earning All-Summit League honors in 2019 and 2020
  - Started 26 games at WIU in 2019-20, averaging 17.1 points, 3.6 assists and 3.2 rebounds per game en route to second-team all-conference honors
  - Had six 20-point games, including a school-record 40-point performance against Omaha, in 2019-20
  - Graduated from WIU with a degree in management in 2020, and was a first-team CoSIDA Academic All-District pick in 2019
  - Attended Park Tudor School in Indianapolis, helping the school to a pair of state titles in 2014 and 2015 with Jaren Jackson Jr. (Michigan State) and Trevon Bluiett (Xavier)
  - Started three seasons at Park Tutor, averaging 16 points, four rebounds and four assists per game as a senior to earn third-team all-state by the AP







#23 - KEON EDWARDS | FR. | G | 6-7 | 204 | HOUSTON, TEXAS



CAREER STATS

Year	GP	GS	Min	Avg	Total					Rebounds										Pts	Avg				
					FG	FGA	Pct	3FG	3FGA	Pct	FT	FTA	Pct	Off	Def	Tot	Avg	Pf	FO			Ast	TO	Blk	Stl
2020-21*	5	0	39	7.8	3	9	.333	1	3	.333	2	2	1.000	2	2	4	0.8	5	0	0	1	0	0	9	1.8
2021-22	17	5	106	6.2	4	21	.190	1	15	.067	1	2	.500	4	8	12	0.7	12	0	2	4	0	2	10	0.6
<b>TOTAL</b>	<b>17</b>	<b>5</b>	<b>106</b>	<b>6.2</b>	<b>4</b>	<b>21</b>	<b>.190</b>	<b>1</b>	<b>15</b>	<b>.067</b>	<b>1</b>	<b>2</b>	<b>.500</b>	<b>4</b>	<b>8</b>	<b>12</b>	<b>0.7</b>	<b>12</b>	<b>0</b>	<b>2</b>	<b>4</b>	<b>0</b>	<b>2</b>	<b>10</b>	<b>0.6</b>
<b>All*</b>	<b>22</b>	<b>5</b>	<b>145</b>	<b>6.6</b>	<b>7</b>	<b>30</b>	<b>.233</b>	<b>2</b>	<b>18</b>	<b>.111</b>	<b>3</b>	<b>4</b>	<b>.750</b>	<b>6</b>	<b>10</b>	<b>16</b>	<b>0.7</b>	<b>17</b>	<b>0</b>	<b>2</b>	<b>5</b>	<b>0</b>	<b>2</b>	<b>19</b>	<b>0.9</b>

\*-Statistics from DePaul

MISC. STATS

Category	2021-22	Career
Double-Figure Scoring	0	0
Double-Figure Rebounding	0	0
Double-Figure Assists	0	0
Double-Doubles	0	0
Led NU in Scoring	0	0
Led NU in Rebounding	0	0
Led NU in Assists	0	0
20+ Point Games	0	0
30+ Point Games	0	0

2021-22 GAME-BY-GAME TOTALS

Opponent	Date	GS	Min	TOTAL			3-PTS			REBOUNDS			PF	FO	A	TO	Blk	Stl	Pts	Avg				
				FG	FGA	Pct	3FG	3FGA	Pct	FT	FTA	Pct									Off	Def	Tot	Avg
W. Illinois	11/9/21	0	6	0	0	.000	0	0	.000	0	0	.000	1	0	1	1.0	2	0	0	0	0	0.0		
Sam Houston	11/12/21	2	0	1	.000	0	1	.000	0	0	.000	0	0	0	0.5	2	0	0	0	0	0	0.0		
Creighton	11/16/21	5	0	1	.000	0	1	.000	0	0	.000	1	1	2	1.0	0	0	1	0	0	1	0.0		
Idaho State	11/19/21	* 15	1	1	1.000	0	0	.000	0	0	.000	0	0	0	0.8	1	0	0	0	0	0	2	0.5	
Southern	11/21/21	* 11	0	2	.000	0	2	.000	0	0	.000	0	1	1	0.8	1	0	0	2	0	0	0	0.4	
Tennessee State	11/23/21	* 9	1	4	.250	0	3	.000	0	0	.000	0	2	2	1.0	1	0	0	0	0	1	2	0.7	
South Dakota	11/27/21	* 12	0	3	.000	0	3	.000	0	0	.000	0	1	1	1.0	0	0	0	0	0	0	0	0.6	
at NC State	12/1/21	* 4	0	1	.000	0	1	.000	0	0	.000	1	0	1	1.0	0	0	0	0	0	0	0	0.5	
at Indiana	12/4/21	1	0	0	.000	0	0	.000	0	0	.000	0	0	0	0.9	0	0	0	0	0	0	0	0.4	
Michigan	12/7/21	11	1	3	.333	0	1	.000	0	0	.000	0	0	0	0.8	2	0	0	1	0	0	2	0.6	
vs. No. 18 Auburn	12/11/21	DNP																						
Kansas State	12/19/21	DNP																						
Kennesaw State	12/22/21	3	0	0	.000	0	0	.000	1	2	.500	0	1	1	0.8	0	0	1	0	0	0	1	0.6	
No. 13 Ohio State	1/2/22	DNP																						
at No. 10 Michigan State	1/5/22	DNP																						
at Rutgers	1/8/22	4	0	0	.000	0	0	.000	0	0	.000	0	0	0	0.8	0	0	0	0	0	0	0	0.6	
No. 25 Illinois	1/11/22	DNP																						
at No. 7 Purdue	1/14/22	7	0	1	.000	0	1	.000	0	0	.000	0	1	1	0.8	2	0	0	0	0	0	0	0.5	
Indiana	1/17/22	DNP																						
No. 11 Wisconsin	1/27/22	DNP																						
Rutgers	1/29/22	2	0	0	.000	0	0	.000	0	0	.000	0	0	0	0.7	0	0	0	0	0	0	0	0.5	
at Michigan	2/1/22	2	0	0	.000	0	0	.000	0	0	.000	0	0	0	0.7	0	0	0	0	0	0	0	0.5	
Northwestern	2/5/22	8	1	2	.500	1	1	1.000	0	0	.000	0	1	1	0.7	1	0	0	0	0	0	3	0.6	
Minnesota	2/9/22	DNP																						
at Iowa	2/13/22	DNP																						
Maryland	2/18/22	DNP																						
at Northwestern	2/22/22	DNP																						
No. 25 Iowa	2/25/22	DNP																						
at Penn State	2/27/22	4	0	2	.000	0	1	.000	0	0	.000	1	0	1	0.7	0	0	0	1	0	0	0	0.6	
at No. 23 Ohio State	3/1/22	DNP																						
<b>Totals</b>		<b>5</b>	<b>106</b>	<b>4</b>	<b>21</b>	<b>.190</b>	<b>1</b>	<b>15</b>	<b>.067</b>	<b>1</b>	<b>2</b>	<b>.500</b>	<b>4</b>	<b>8</b>	<b>12</b>	<b>0.7</b>	<b>12</b>	<b>0</b>	<b>2</b>	<b>4</b>	<b>0</b>	<b>2</b>	<b>10</b>	<b>0.6</b>

SEASON/NEB/CAREER HIGHS

<b>Points</b>	
Season:	3, Northwestern (2/5/22)
College Career:	3, Two times (last, 2/5/22)
<b>Rebounds</b>	
Season:	2, Tennessee State (11/23/21)
College Career:	2, Two times (last, 11/23/21)
<b>Field Goals</b>	
Season:	1, Four times (last, 2/5/22)
College Career:	1, Six times (last, 2/5/22)
<b>3-Point Field Goals</b>	
Season:	1, Northwestern (2/5/22)
College Career:	1, Two times (last, 2/5/22)
<b>Free Throws</b>	
Season:	1, Kennesaw State (12/22/21)
College Career:	2, vs. UConn (3/11/21)
<b>Free Throw Attempts</b>	
Season:	2, Kennesaw State (12/22/21)
College Career:	2, vs. UConn (3/11/21)
<b>Assists</b>	
Season:	1, Two times (last, 12/22/21)
College Career:	Same
<b>Steals</b>	
Season:	1, Two times (last, 11/23/21)
College Career:	Same
<b>Blocks</b>	
Season:	None
College Career:	Same
<b>Minutes Played</b>	
Season:	15, Idaho State (11/19/21)
College Career:	Same

NOTING KEON EDWARDS

- Second-year player who provides the Huskers with size, shooting and athleticism from the wing and has added 20 pounds since getting on to campus in June
- Played the final four minutes at Penn State in his first action since Feb. 5
- Had a 3-pointer in eight minutes against Northwestern on Feb. 5
- Grabbed a rebound in seven minutes off the bench at No. 7 Purdue
- Has played just seven minutes since Dec. 7, with three against Kennesaw State and four against Rutgers
- Had two points in 10 minutes of work against Michigan
- Started five games replacing Trey McGowens during non-conference play
- Tallied two points and two boards in nine minutes in the win over Tennessee State
- Made his first career start against Idaho State, finishing with two points in 15 minutes of work
- Has two rebounds and an assist in five minutes against Creighton
- Grabbed an offensive rebound in his minutes of work off the bench against Western Illinois
- Reclassified in December of 2021 and played at DePaul the second semester, totaled nine points and four rebounds in 39 minutes for the Blue Demons
- Played in 14 minutes against UConn in the Big East Tournament and set season bests with three points and two rebounds at Creighton
- Was No. 41 by ESPN.com in the 2021 class before reclassifying, as he was the No. 8 small forward in the class
- Played at Hillcrest (Ariz.) Prep in 2019-20, averaging 14.3 points, 5.5 rebounds, 2.6 assists, 2.4 steals and 1.9 blocks per game while shooting 43 percent from beyond the arc
- Participated in a pair of USA Basketball Men's Junior National Team minicamps in July and October of 2019



CAREER STATS

Year	GP	GS	Total					Rebounds																	
			Min	Avg	FG	FGA	Pct	3FG	3FGA	Pct	FT	FTA	Pct	Off	Def	Tot	Avg	PF	FO	Ast	TO	Blk	Stl	Pts	Avg
2021-22	28	11	483	17.3	58	151	.384	36	105	.343	13	16	.813	7	36	43	1.5	20	0	17	10	1	23	165	5.9
<b>TOTAL</b>	<b>28</b>	<b>11</b>	<b>483</b>	<b>17.3</b>	<b>58</b>	<b>151</b>	<b>.384</b>	<b>36</b>	<b>105</b>	<b>.343</b>	<b>13</b>	<b>16</b>	<b>.813</b>	<b>7</b>	<b>36</b>	<b>43</b>	<b>1.5</b>	<b>20</b>	<b>0</b>	<b>17</b>	<b>10</b>	<b>1</b>	<b>23</b>	<b>165</b>	<b>5.9</b>

MISC. STATS

Category	2021-22	Career
Double-Figure Scoring	7	7
Double-Figure Rebounding	0	0
Double-Figure Assists	0	0
Double-Doubles	0	0
Led NU in Scoring	3	3
Led NU in Rebounding	0	0
Led NU in Assists	0	0
20+ Point Games	1	1
30+ Point Games	0	0

2021-22 GAME-BY-GAME TOTALS

Opponent	Date	GS	Min	TOTAL			3-PTS			FT	FTA	Pct	REBOUNDS			PF	FO	A	TO	Blk	Stl	Pts	Avg	
				FG	FGA	Pct	3FG	3FGA	Pct				Off	Def	Tot									Avg
W. Illinois	11/9/21	18	1	5	.200	1	5	.200	0	0	.000	0	1	1	1.0	0	0	0	0	3	3	3.0		
Sam Houston	11/12/21	10	0	2	.000	0	2	.000	0	0	.000	1	1	2	1.5	0	0	0	0	0	0	1.5		
Creighton	11/16/21	10	0	2	.000	0	1	.000	0	0	.000	0	0	1	1.0	0	0	0	0	1	1	1.0		
Idaho State	11/19/21	17	4	7	.571	1	4	.250	2	3	.667	0	1	1	1.0	1	0	0	0	0	11	3.5		
Southern	11/21/21	11	3	6	.500	2	5	.400	3	4	.750	0	2	2	1.2	1	0	0	0	0	11	5.0		
Tennessee State	11/23/21	8	1	4	.250	0	2	.000	0	0	.000	0	0	0	1.0	0	0	0	0	0	2	4.5		
South Dakota	11/27/21	22	8	11	.727	5	6	.833	2	2	1.000	0	0	0	0.9	2	0	2	0	0	23	7.1		
at NC State	12/1/21	44	5	14	.357	5	11	.455	1	1	1.000	1	1	2	1.0	1	0	2	0	2	16	8.3		
at Indiana	12/4/21	*	22	2	.286	1	5	.200	0	0	.000	0	3	3	1.2	1	0	0	0	1	5	7.9		
Michigan	12/7/21	*	34	4	.286	3	11	.273	0	0	.000	0	3	3	1.4	0	1	0	0	0	11	8.2		
vs. No. 18 Auburn	12/11/21	*	24	1	.200	1	4	.250	0	0	.000	0	2	2	1.5	0	1	0	0	3	3	7.7		
Kansas State	12/19/21	*	33	3	.231	2	10	.200	0	0	.000	0	4	4	1.7	1	0	1	0	3	8	7.8		
Kennesaw State	12/22/21	*	27	7	.583	4	7	.571	0	0	.000	0	1	1	1.6	2	0	2	2	0	1	18	8.5	
No. 13 Ohio State	1/2/22	*	17	2	.500	1	4	.250	2	2	1.000	0	0	0	1.5	1	0	1	0	0	7	8.4		
at No. 10 Michigan St.	1/5/22	*	21	1	.250	1	4	.250	0	0	.000	0	2	2	1.5	2	0	1	1	0	1	3	8.1	
at Rutgers	1/8/22	*	22	2	.400	2	5	.400	0	0	.000	0	1	1	1.5	2	0	2	0	0	6	7.9		
No. 25 Illinois	1/11/22	*	26	3	.500	2	3	.667	0	0	.000	0	2	2	1.5	1	0	1	0	0	1	8	7.9	
at No. 7 Purdue	1/14/22	*	16	4	.800	2	3	.667	1	2	.500	1	2	3	1.6	1	0	1	0	0	2	11	8.1	
Indiana	1/17/22	*	16	1	.500	0	0	.000	0	0	.000	0	0	0	1.5	1	0	1	1	0	1	2	7.8	
No. 11 Wisconsin	1/27/22	*	9	0	.000	0	0	.000	0	0	.000	0	1	1	1.5	1	0	1	0	0	0	7.4		
Rutgers	1/29/22	*	5	0	.000	0	0	.000	0	0	.000	2	0	2	1.5	0	0	1	0	1	0	7.0		
at Michigan	2/1/22	*	16	3	1.000	1	1	1.000	0	0	.000	0	1	1	1.5	2	0	1	1	1	0	7	7.0	
Northwestern	2/5/22	*	15	1	.250	0	3	.000	0	0	.000	1	2	3	1.6	0	0	0	0	0	0	2	6.8	
Minnesota	2/9/22	*	7	1	.500	1	2	.500	0	0	.000	0	0	0	1.5	0	0	0	0	0	1	3	6.7	
at Iowa	2/13/22	*	12	1	.167	1	6	.167	2	2	1.000	0	3	3	1.6	0	1	0	0	0	0	5	6.6	
Maryland	2/18/22	*	4	0	.000	0	0	.000	0	0	.000	1	0	1	1.5	0	0	0	0	0	0	0	6.3	
at Northwestern	2/22/22	*	13	0	.000	0	1	.000	0	0	.000	0	2	2	1.6	0	0	1	0	0	0	0	6.1	
No. 25 Iowa	2/25/22	DNP																						
at Penn State	2/27/22	*	4	0	.000	0	0	.000	0	0	.000	0	1	1	1.5	0	0	0	0	0	0	0	5.9	
at No. 23 Ohio State	3/1/22	DNP																						
<b>Totals</b>		<b>11</b>	<b>483</b>	<b>58</b>	<b>151</b>	<b>.384</b>	<b>36</b>	<b>105</b>	<b>.343</b>	<b>13</b>	<b>16</b>	<b>.813</b>	<b>7</b>	<b>36</b>	<b>43</b>	<b>1.5</b>	<b>20</b>	<b>0</b>	<b>17</b>	<b>10</b>	<b>1</b>	<b>23</b>	<b>165</b>	<b>5.9</b>

SEASON/NEB/CAREER HIGHS

<b>Points</b>	
Season:	23, South Dakota (11/27/21)
<b>Rebounds</b>	
Season:	4, Kansas State (12/19/21)
<b>Field Goals</b>	
Season:	8, South Dakota (11/27/21)
<b>3-Point Field Goals</b>	
Season:	5, Two Times (last, 12/1/21)
<b>Free Throws</b>	
Season:	3, Southern (11/21/21)
<b>Free Throw Attempts</b>	
Season:	4, Southern (11/21/21)
<b>Assists</b>	
Season:	2, Three times (last, 1/8/22)
<b>Steals</b>	
Season:	3, Three times (last, 12/19/21)
<b>Blocks</b>	
Season:	1, at Michigan (2/1/21)
<b>Minutes Played</b>	
Season:	43, at NC State (12/1/21)

NOTING KEISEI TOMINAGA

- Fall 2021 NU Scholar-Athlete Honor Roll
- Junior college transfer who has become a fan favorite with his shooting ability and love of basketball
- Played the final four minutes of NU's win at Penn State
- Had two rebounds and an assist in 13 minutes at Northwestern
- Had seven points on 3-of-3 shooting, a block and an assist in 16 minutes off the bench at Michigan
- Led NU with 11 points - all in the second half - on 4-of-5 shooting along with three boards and two steals at No. 7 Purdue
- Had eight points, two rebounds, an assist and a steal in 26 minutes against No. 25 Illinois
- Finished with seven points and an assist in 17 minutes against No. 13 Ohio State
- Led NU with 18 points on 7-of-12 shooting, including four 3-pointers, in the win over Kennesaw State
- Totaled eight points and a career-high four rebounds in the loss to Kansas State
- Reached double figures for the fifth time in a seven-game stretch with 11 points and three boards vs. Michigan
- Had 16 points, including five 3-pointers and two steals in a career-high 44 minutes at NC State
- Keyed NU's win over South Dakota with a career-high 23 points on 8-of-11 shooting, including 5-of-6 from 3-point range, while also adding two assists and two steals in 22 minutes
- Reached double figures for the second straight game with 11 points and two boards in 11 minutes against Southern
- Had a then-season-high 11 points in 17 minutes off the bench against Idaho State
- Came off the bench in the opener vs. Western Illinois and had three points and a team-high three steals in 18 minutes of work
- Represented Japan in 3x3 Basketball in the 2020 Tokyo Olympics, finishing third in scoring (6.9 ppg), fourth in 1-point shooting (74 percent) and seventh in 3-point shooting (36 percent) in helping Japan to the medal round
  - Spent two seasons at Ranger (Texas) College, helping the program to a 22-4 record and a NJCAA National Tournament semifinals appearance in 2021, and 50 wins in two seasons at the school
  - Connected on 198 3-pointers in the last two years, hitting at a 48 percent clip in that span
  - Earned second-team NJCAA All-America honors, averaging 16.3 points per game on 51 percent shooting, ranking ninth in 3-pointer per game (3.4/gm) and 19th in 3-point percentage (48.7)
  - Led Ranger to the semifinals of the 2021 NJCAA Tournament, averaging 20.3 points, 3.5 rebounds and 2.5 assists per game and earning a spot on the all-tournament team
  - Had a 39-point effort, including a school-record 11 3-pointers in 2020-21
  - Earned first-team all-conference recognition in 2019-20, averaging 16.8 ppg on 55 percent shooting, including 48 percent from 3-point range, as Ranger went 28-3 before the pandemic ended the season
  - His father, Hiroyuki, was a center on the Japan national team and played in the 1998 FIBA World Championship and played professionally in Japan for a decade



#35 - EDUARDO ANDRE | FR. | F | 6-11 | 236 | LONDON, ENGLAND



CAREER STATS

Year	GP	GS	Total										Rebounds												
			Min	Avg	FG	FGA	Pct	3FG	3FGA	Pct	FT	FTA	Pct	Off	Def	Tot	Avg	PF	FO	Ast	TO	Blk	Stl	Pts	Avg
2020-21	20	0	176	8.8	22	34	.647	0	0	.000	9	20	.450	12	31	43	2.2	41	1	9	9	5	5	53	2.7
2021-22	28	0	323	11.5	33	59	.559	0	1	.000	22	42	.524	25	69	94	3.4	63	2	9	33	14	16	88	3.1
<b>TOTAL</b>	<b>48</b>	<b>0</b>	<b>499</b>	<b>10.4</b>	<b>55</b>	<b>93</b>	<b>.591</b>	<b>0</b>	<b>1</b>	<b>.000</b>	<b>31</b>	<b>62</b>	<b>.500</b>	<b>37</b>	<b>100</b>	<b>137</b>	<b>2.9</b>	<b>104</b>	<b>3</b>	<b>18</b>	<b>42</b>	<b>19</b>	<b>21</b>	<b>141</b>	<b>2.9</b>

MISC. STATS

Category	2021-22	Career
Double-Figure Scoring	2	2
Double-Figure Rebounding	0	0
Double-Figure Assists	0	0
Double-Doubles	0	0
Led NU in Scoring	0	0
Led NU in Rebounding	1	1
Led NU in Assists	0	0
20+ Point Games	0	0
30+ Point Games	0	0

2021-22 GAME-BY-GAME TOTALS

Opponent	Date	GS	Min	TOTAL			3-PTS			FT	FTA	Pct	REBOUNDS			PF	FO	A	TO	Blk	Stl	Pts	Avg	
				FG	FGA	Pct	3FG	3FGA	Pct				Off	Def	Tot									Avg
W. Illinois	11/9/21	DNP																						
Sam Houston	11/12/21	15	3	4	.750	0	0	.000	5	6	.833	2	5	7	7.0	0	0	0	0	1	1	11	11.0	
Creighton	11/16/21	13	1	5	.200	0	0	.000	2	2	1.000	0	3	3	5.0	1	0	0	1	0	1	4	7.5	
Idaho State	11/19/21	5	0	2	.000	0	1	.000	0	0	.000	2	0	2	4.0	2	0	0	2	0	0	0	5.0	
Southern	11/21/21	13	4	5	.800	0	0	.000	0	0	.000	1	1	2	3.5	2	0	1	0	0	0	8	5.8	
Tennessee State	11/23/21	5	0	0	.000	0	0	.000	1	2	.500	1	0	1	3.0	1	0	0	1	0	0	1	4.8	
South Dakota	11/27/21	12	1	2	.500	0	0	.000	1	4	.250	2	3	5	3.3	2	0	0	0	0	0	3	4.5	
at NC State	12/1/21	DNP																						
at Indiana	12/4/21	14	1	2	.500	0	0	.000	0	0	.000	1	2	3	3.3	1	0	1	2	0	2	2	4.1	
Michigan	12/7/21	12	0	0	.000	0	0	.000	4	6	.667	4	2	6	3.6	5	1	0	2	1	1	4	4.1	
vs. No. 18 Auburn	12/11/21	12	0	2	.000	0	0	.000	0	0	.000	0	1	1	3.3	1	0	0	4	0	0	0	3.7	
Kansas State	12/19/21	7	0	0	.000	0	0	.000	0	1	.000	1	2	3	3.3	4	0	1	1	0	0	0	3.3	
Kennesaw State	12/22/21	13	1	2	.500	0	0	.000	1	2	.500	1	4	5	3.5	4	0	0	2	0	1	3	3.3	
No. 13 Ohio State	1/2/22	10	2	2	1.000	0	0	.000	0	0	.000	0	3	3	3.4	2	0	1	1	0	2	4	3.3	
at No. 10 Michigan St.	1/5/22	8	1	1	1.000	0	0	.000	2	4	.500	1	2	3	3.4	5	1	0	0	0	2	4	3.4	
at Rutgers	1/8/22	14	3	4	.750	0	0	.000	0	1	.000	0	3	3	3.4	1	0	0	2	1	1	6	3.6	
Illinois	1/11/22	12	1	2	.500	0	0	.000	0	1	.000	0	4	4	3.4	2	0	0	1	1	1	2	3.5	
at No. 7 Purdue	1/14/22	13	2	3	.667	0	0	.000	1	5	.200	0	2	2	3.3	4	0	1	4	0	0	5	3.6	
Indiana	1/17/22	21	2	2	1.000	0	0	.000	0	0	.000	2	3	5	3.4	1	0	1	1	0	0	4	3.6	
No. 11 Wisconsin	1/27/22	7	0	0	.000	0	0	.000	0	0	.000	1	3	4	3.4	2	0	0	2	1	0	0	3.4	
Rutgers	1/29/22	10	0	0	.000	0	0	.000	0	0	.000	1	2	3	3.4	1	0	0	1	2	0	0	3.2	
at Michigan	2/1/22	14	2	4	.500	0	0	.000	0	0	.000	2	2	4	3.5	4	0	0	0	1	1	4	3.3	
Northwestern	2/5/22	19	1	3	.333	0	0	.000	1	3	.333	0	4	4	3.5	3	0	0	1	2	1	3	3.2	
Minnesota	2/9/22	11	1	3	.333	0	0	.000	0	0	.000	0	3	3	3.5	2	0	0	0	0	1	2	3.2	
at Iowa	2/13/22	12	4	5	.800	0	0	.000	2	2	1.000	0	2	2	3.4	3	0	2	1	1	0	10	3.5	
Maryland	2/18/22	12	2	3	.667	0	0	.000	0	0	.000	0	2	2	3.3	2	0	0	0	0	1	0	4	3.5
at Northwestern	2/22/22	4	0	0	.000	0	0	.000	0	0	.000	1	1	2	3.3	1	0	1	1	0	0	0	3.4	
No. 25 Iowa	2/25/22	12	0	1	.000	0	0	.000	0	1	.000	0	5	5	3.3	2	0	0	0	0	2	1	0	3.2
at Penn State	2/27/22	13	0	1	.000	0	0	.000	2	2	1.000	1	3	4	3.4	2	0	0	3	0	0	2	3.2	
at No. 23 Ohio State	3/1/22	9	1	1	1.000	0	0	.000	0	0	.000	1	2	3	3.4	3	0	0	0	0	0	2	3.1	
<b>Totals</b>		<b>0</b>	<b>323</b>	<b>33</b>	<b>59</b>	<b>.559</b>	<b>0</b>	<b>1</b>	<b>.000</b>	<b>22</b>	<b>42</b>	<b>.524</b>	<b>25</b>	<b>69</b>	<b>94</b>	<b>3.4</b>	<b>63</b>	<b>2</b>	<b>9</b>	<b>33</b>	<b>14</b>	<b>16</b>	<b>88</b>	<b>3.1</b>

SEASON/NEB/CAREER HIGHS

<b>Points</b>	
Season:	11, Sam Houston (11/12/21)
NEB Career:	Same
<b>Rebounds</b>	
Season:	7, Sam Houston (11/12/21)
NEB Career:	Same
<b>Field Goals</b>	
Season:	4, Southern (11/21/21)
NEB Career:	4, Two times (last, 11/21/21)
<b>3-Point Field Goals</b>	
Season:	None
NEB Career:	Same
<b>Free Throws</b>	
Season:	5, Sam Houston (11/12/21)
NEB Career:	Same
<b>Free Throw Attempts</b>	
Season:	6, Two times (last, 12/7/21)
NEB Career:	Same
<b>Assists</b>	
Season:	1, Six times (last, 1/17/22)
NEB Career:	2, Two times (last, 3/4/21)
<b>Steals</b>	
Season:	2, Two times (last 1/2/22)
NEB Career:	2, Three times (last, 1/2/22)
<b>Blocks</b>	
Season:	2, Three times (2/25/22)
NEB Career:	2, Four times (last, 2/25/22)
<b>Minutes Played</b>	
Season:	21, Indiana (1/17/22)
NEB Career:	Same

NOTING EDUARDO ANDRE

- Second-year freshman who possesses size (6-foot-11) and wingspan (7-foot-5) while adding nearly 15 pounds from last season
- Finished with two points and three rebounds in nine minutes against No. 23 Ohio State
- Had four rebounds in 13 minutes at Penn State
- Grabbed five rebounds and blocked two shots in 12 minutes of work against No. 25 Iowa
- Had four points, two rebounds and a blocked shot in 12 minutes against Maryland
- Reached double figures for the first time since Nov. 12 with 10 points on 4-of-5 shooting in 12 minutes at Iowa
- Had three points, three rebounds and a steal in the win over Minnesota
- Played 14 minutes at Michigan, finishing with four points, four boards and a blocked shot
- Blocked two shots and had three boards in 10 minutes of work against Rutgers
- Grabbed four rebounds in seven minutes of work against No. 11 Wisconsin
- Played a career-high 21 minutes against Indiana, finishing with four points and five rebounds
- Finished with five points and two rebounds in 13 minutes at No. 7 Purdue
- Finished with six points on 3-of-4 shooting and three rebounds in 14 minutes at Rutgers
- Had four points, three rebounds and two steals in eight minutes at No. 10 Michigan State before fouling out
- Gave the Huskers 10 good minutes off the bench against No. 13 Ohio State with four points, three boards and two steals
- Finished with five rebounds and three points in 13 minutes against Kennesaw State
- Totaled four points and six rebounds - including four offensive boards - against Michigan
- Had three rebounds, two steals and a basket in 14 minutes at Indiana
- Gave the Huskers good minutes against South Dakota, grabbing five rebounds and adding two points in 12 minutes
- Hit 4-of-5 shots and grabbed two rebounds in 13 minutes against Southern
- Grabbed two offensive rebounds in five minutes off the bench against Idaho
- Had four points and three boards in 13 minutes against Creighton
- Put together one of his best games in the win over Sam Houston, setting career highs in points (11) and rebounds (seven) in 15 minutes, providing a spark off the bench
- Appeared in 20 games as a true freshman, averaging 2.7 points on nearly 65 percent shooting and 2.2 rebounds per game
- Three-star recruit who averaged 10.3 points, 9.8 rebounds and 3.9 blocked shots per game at AZ Compass Prep as a high school senior in 2019-20
- Moved to America prior to his sophomore season and spent two years at Woodrow Wilson High School in Dallas, averaging 12.3 points, 11.5 rebounds and 4.3 blocks per game and was named district defensive player of the year
- Was a late bloomer to the sport, as he didn't start playing basketball competitively until he was 14 years old and grew up playing soccer
- Chose NU over offers from Illinois, Maryland and Texas A&M among others

## #4 - JACKSON CRONIN | FR. | G | 6-1 | 187 | GREAT NECK, N.Y.



## CAREER STATS

Year	GP	GS	Min	Avg	Total									Rebounds												
					FG	FGA	Pct	3FG	3FGA	Pct	FT	FTA	Pct	Off	Def	Tot	Avg	PF	FO	Ast	TO	Blk	Stl	Pts	Avg	
2021-22	12	0	15	1.3	3	5	.600	1	1	1.000	0	2	.000	0	1	1	0.1	0	0	0	0	0	0	0	7	0.6
<b>TOTAL</b>	<b>12</b>	<b>0</b>	<b>15</b>	<b>1.3</b>	<b>3</b>	<b>5</b>	<b>.600</b>	<b>1</b>	<b>1</b>	<b>1.000</b>	<b>0</b>	<b>2</b>	<b>.000</b>	<b>0</b>	<b>1</b>	<b>1</b>	<b>0.1</b>	<b>0</b>	<b>0</b>	<b>0</b>	<b>0</b>	<b>0</b>	<b>0</b>	<b>0</b>	<b>7</b>	<b>0.6</b>

## NOTING JACKSON CRONIN

- Has played in 12 games and had a season-high five points at Iowa
- One of two walk-ons added this season, as Cronin earned first-team all-county honors after averaging 21.3 points, 8.0 rebounds and 6.1 assists per game at Great Neck North High School in 2020-21
- Was a four-year performer and two-time All-Nassau County selection, averaging more than 20 points per game as a junior and senior
- Played in the Maccabi Pan American games in 2019 for the U16 USA Team, earning a gold medal.
- Father (Steve) played collegiately at Tufts

## #12 - SAM HOIBERG | FR. | G | 6-0 | 184 | LINCOLN, NEB.



## CAREER STATS

Year	GP	GS	Min	Avg	Total									Rebounds												
					FG	FGA	Pct	3FG	3FGA	Pct	FT	FTA	Pct	Off	Def	Tot	Avg	PF	FO	Ast	TO	Blk	Stl	Pts	Avg	
2021-22	DNP																									
<b>TOTAL</b>	<b>DNP</b>																									

## NOTING SAM HOIBERG

- Fall 2021 NU Scholar-Athlete Honor Roll
- Walk-on who is in his first season at Nebraska after averaging 14.9 points, 4.2 rebounds and 3.8 assists at Lincoln Pius X High School in 2020-21
- Garnered honorable-mention all-state honors as a senior helping the school to an 18-4 mark and berth in the Class A (largest class) state tournament
- Was a two-year starter at Pius X, averaging 14.5 ppg, 4.5 rpg and 3.5 apg in his first season at the school after moving to Lincoln
- Is an accomplished golfer who helped Pius X to state runner-up honors in 2021
- Is the son of NU Head Coach Fred Hoiberg, who played collegiately at Iowa State and in the NBA for a decade, while his oldest brother Jack, spent four seasons at Michigan State before transferring to UT-Arlington for the 2021-22 campaign

## #15 - CHRIS MCGRAW | SO. | G | 6-0 | 176 | COLUMBUS, OHIO



## CAREER STATS

Year	GP	GS	Min	Avg	Total									Rebounds											
					FG	FGA	Pct	3FG	3FGA	Pct	FT	FTA	Pct	Off	Def	Tot	Avg	PF	FO	Ast	TO	Blk	Stl	Pts	Avg
2018-19*	4	0	6	1.5	0	1	.000	0	0	.000	0	0	.000	0	0	0	0.0	0	0	0	2	0	0	0	0.0
2021-22	6	0	8	1.3	0	0	.000	0	0	.000	0	0	.000	0	0	0	0.0	0	0	1	0	0	0	0	0.0
<b>TOTAL</b>	<b>6</b>	<b>0</b>	<b>8</b>	<b>1.3</b>	<b>0</b>	<b>0</b>	<b>.000</b>	<b>0</b>	<b>0</b>	<b>.000</b>	<b>0</b>	<b>0</b>	<b>.000</b>	<b>0</b>	<b>0</b>	<b>0</b>	<b>0.0</b>	<b>0</b>	<b>0</b>	<b>1</b>	<b>0</b>	<b>0</b>	<b>0</b>	<b>0</b>	<b>0.0</b>
<b>All*</b>	<b>10</b>	<b>0</b>	<b>14</b>	<b>1.4</b>	<b>0</b>	<b>1</b>	<b>.000</b>	<b>0</b>	<b>0</b>	<b>.000</b>	<b>0</b>	<b>0</b>	<b>.000</b>	<b>0</b>	<b>0</b>	<b>0</b>	<b>0.0</b>	<b>0</b>	<b>0</b>	<b>1</b>	<b>2</b>	<b>0</b>	<b>0</b>	<b>0</b>	<b>0.0</b>

\* Statistics from Ohio University

## NOTING CHRIS MCGRAW

- Fall 2021 NU Scholar-Athlete Honor Roll
- Walk-on who is in his second season at Nebraska after transferring from Division III Otterbein University, where he did not play last season because of injury
- Began his collegiate career at Ohio University in 2018-19, playing in four games and recording two assists in six minutes of action
- Was a teammate of Trey McGowens at Hargrave Military Academy in 2017-18, as the team went 33-4 and was ranked fourth nationally

## #21 - JACE PIATKOWSKI | R-FR. | G | 6-3 | 177 | OMAHA, NEB.



## CAREER STATS

Year	GP	GS	Min	Avg	Total									Rebounds											
					FG	FGA	Pct	3FG	3FGA	Pct	FT	FTA	Pct	Off	Def	Tot	Avg	PF	FO	Ast	TO	Blk	Stl	Pts	Avg
2020-21	10	0	18	1.8	1	1	1.000	1	1	1.000	1	2	.500	1	1	2	0.2	0	0	0	1	0	0	4	0.4
2021-22	DNP																								
<b>TOTAL</b>	<b>10</b>	<b>0</b>	<b>18</b>	<b>1.8</b>	<b>1</b>	<b>1</b>	<b>1.000</b>	<b>1</b>	<b>1</b>	<b>1.000</b>	<b>1</b>	<b>2</b>	<b>.500</b>	<b>1</b>	<b>1</b>	<b>2</b>	<b>0.2</b>	<b>0</b>	<b>0</b>	<b>0</b>	<b>1</b>	<b>0</b>	<b>0</b>	<b>4</b>	<b>0.4</b>

## NOTING JACE PIATKOWSKI

- Fall 2021 NU Scholar-Athlete Honor Roll
- Third-year walk-on who played in 10 games in 2020-21, including seven times in Big Ten play
- Made his debut and hit a 3-pointer in a season-high four minutes against McNeese State
- Played at Elkhorn South, averaging 18.6 points and 3.3 rebounds per game as a senior, to earn honorable-mention all-state honors from the Omaha World-Herald
- His father (Eric) played at Nebraska from 1991-94 and spent 14 years in the NBA
- The elder Piatkowski ranks second in school history with 1,934 points and was a two-time All-Big Eight pick and 1994 Big Eight Tournament MVP

#14 - TREVOR LAKES | SR. | F | 6-8 | 220 | LEBANON, IND.



CAREER STATS

Year	GP	GS	Min	Avg	Total					Rebounds					PF	FO	Ast	TO	Blk	Stl	Pts	Avg			
					FG	FGA	Pct	3FG	3FGA	Pct	FT	FTA	Pct	Off									Def	Tot	Avg
2017-18*	28	3	378	13.5	53	118	.449	47	104	.452	4	7	.571	9	43	52	1.9	43	0	12	14	6	12	157	5.6
2018-19*	25	25	751	30.0	119	278	.428	87	219	.397	27	32	.844	17	121	138	5.5	55	0	21	19	17	8	352	14.1
2019-20*	30	28	966	32.2	157	344	.456	101	254	.398	55	69	.797	25	162	187	6.2	60	0	29	27	18	20	470	15.7
2020-21	14	1	137	9.8	15	40	.375	12	36	.333	3	4	.750	2	14	16	1.1	4	0	5	2	1	1	45	3.2
2021-22	8	0	71	8.9	4	14	.286	3	13	.231	1	2	.500	1	6	7	0.9	7	0	2	1	1	2	12	1.5
<b>TOTAL</b>	<b>22</b>	<b>1</b>	<b>208</b>	<b>9.5</b>	<b>19</b>	<b>54</b>	<b>.352</b>	<b>15</b>	<b>49</b>	<b>.306</b>	<b>4</b>	<b>6</b>	<b>.667</b>	<b>3</b>	<b>20</b>	<b>23</b>	<b>1.0</b>	<b>11</b>	<b>0</b>	<b>7</b>	<b>3</b>	<b>2</b>	<b>3</b>	<b>57</b>	<b>2.6</b>
<b>All*</b>	<b>105</b>	<b>57</b>	<b>2304</b>	<b>21.9</b>	<b>348</b>	<b>804</b>	<b>.433</b>	<b>250</b>	<b>626</b>	<b>.399</b>	<b>90</b>	<b>114</b>	<b>.789</b>	<b>54</b>	<b>346</b>	<b>400</b>	<b>3.8</b>	<b>169</b>	<b>0</b>	<b>69</b>	<b>63</b>	<b>43</b>	<b>43</b>	<b>1036</b>	<b>9.9</b>

\* Statistics from Indianapolis

MISC. STATS

Category	2021-22	Career*
Double-Figure Scoring	0	52
Double-Figure Rebounding	0	2
Double-Figure Assists	0	0
Double-Doubles	0	2
Led NU in Scoring	0	0
Led NU in Rebounding	0	0
Led NU in Assists	0	0
20+ Point Games	0	15
30+ Point Games	0	0

\*-Includes Indianapolis

2021-22 GAME-BY-GAME TOTALS

Opponent	Date	GS	Min	TOTAL			3-PTS			FT	FTA	Pct	REBOUNDS			PF	FO	A	TO	Blk	Stl	Pts	Avg
				FG	FGA	Pct	3FG	3FGA	Pct				Off	Def	Tot								
W. Illinois	11/9/21	4	0	0	.000	0	0	.000	0	0	.000	0	0	0	0.0	1	0	0	0	0	0	0	0.0
Sam Houston	11/12/21	DNP																					
Creighton	11/16/21	DNP																					
Idaho State	11/19/21	5	0	2	.000	0	2	.000	0	0	.000	0	1	1	0.5	1	0	0	0	0	0	0	0.0
Southern	11/21/21	3	0	1	.000	0	1	.000	1	2	.500	0	0	0	0.3	0	0	0	0	0	0	1	0.3
Tennessee State	11/23/21	DNP																					
South Dakota	11/27/21	DNP																					
at NC State	12/1/21	DNP																					
at Indiana	12/4/21	DNP																					
Michigan	12/7/21	DNP																					
vs. No. 18 Auburn	12/11/21	10	1	3	.333	1	3	.333	0	0	.000	0	1	1	0.5	1	0	0	0	0	0	3	1.0
Kansas State	12/19/21	DNP																					
Kennesaw State	12/22/21	15	3	5	.600	2	4	.500	0	0	.000	0	1	1	0.6	1	0	1	0	0	1	8	2.4
No. 13 Ohio State	1/2/22	6	0	1	.000	0	1	.000	0	0	.000	0	0	0	0.5	1	0	0	0	0	0	0	2.0
at No. 10 Michigan St.	1/5/22	11	0	0	.000	0	0	.000	0	0	.000	0	2	2	0.7	0	0	0	0	0	1	0	1.7
at Rutgers	1/8/22	17	0	2	.000	0	2	.000	0	0	.000	1	1	2	0.9	2	0	1	1	1	0	0	1.5
No. 25 Illinois	1/11/22	DNP																					
at No. 7 Purdue	1/14/22	DNP																					
Indiana	1/17/22	DNP																					
No. 11 Wisconsin	1/27/22	DNP																					
Rutgers	1/29/22	DNP																					
at Michigan	2/1/22	DNP																					
Northwestern	2/5/22	DNP																					
Minnesota	2/9/22	DNP																					
at Iowa	2/13/22	DNP																					
Maryland	2/18/22	DNP																					
at Northwestern	2/22/22	DNP																					
No. 25 Iowa	2/25/22	DNP																					
at Penn State	2/27/22	DNP																					
at No. 23 Ohio State	3/1/22	DNP																					
<b>Total</b>		<b>71</b>	<b>4</b>	<b>14</b>	<b>.286</b>	<b>3</b>	<b>13</b>	<b>.231</b>	<b>1</b>	<b>2</b>	<b>.500</b>	<b>1</b>	<b>6</b>	<b>7</b>	<b>0.9</b>	<b>7</b>	<b>0</b>	<b>2</b>	<b>1</b>	<b>1</b>	<b>2</b>	<b>12</b>	<b>1.5</b>

SEASON/NEB/CAREER HIGHS

<b>Points</b>	
Season:	8, Kennesaw State (12/22/21)
NEB Career:	12, Doane (12/17/20)
College Career:	27, Elmhurst (11/14/18)
<b>Rebounds</b>	
Season:	2, at Two times (last, 1/8/22)
NEB Career:	6, Doane (12/17/20)
College Career:	16, Quincy (1/3/19)
<b>Field Goals</b>	
Season:	3, Kennesaw State (12/22/21)
NEB Career:	4, Doane (12/17/20)
College Career:	9, Three times (last, 2/20/20)
<b>3-Point Field Goals</b>	
Season:	2, Kennesaw State (12/22/21)
NEB Career:	4, Doane (12/17/20)
College Career:	7, Five times (last, 2/20/20)
<b>Free Throws</b>	
Season:	1, Southern (11/21/21)
NEB Career:	3, at Iowa (3/4/21)
College Career:	8, Two times (last, 1/9/20)
<b>Free Throw Attempts</b>	
Season:	2, Southern (11/21/21)
NEB Career:	3, at Iowa (3/4/21)
College Career:	9, Southern Indiana (1/9/20)
<b>Assists</b>	
Season:	1, Two times (last, 1/8/22)
NEB Career:	2, Doane (12/17/20)
College Career:	4, at William Jewell (2/17/18)
<b>Steals</b>	
Season:	1, Two times (last, 1/5/22)
NEB Career:	1, Three times (last, 1/5/22)
College Career:	4, Truman State (2/15/20)
<b>Blocks</b>	
Season:	1, at Rutgers (1/8/22)
NEB Career:	1, Two times (1/9/22)
College Career:	4, vs. Truman State (3/7/20)
<b>Minutes Played</b>	
Season:	17, at Rutgers (1/8/22)
NEB Career:	26, Doane (12/17/20)
College Career:	44, at Illinois-Springfield (2/1/20)

NOTING TREVOR LAKES

- Is in his second season at Nebraska after transferring from Division II University of Indianapolis, but is out with a shoulder injury
- Played 17 minutes at Rutgers on Jan. 8 with an assist and a blocked shot
- Was held scoreless in 11 minutes against No. 10 Michigan State
- Came off the bench and scored a season-high eight points, including a pair of 3-pointers, in 15 minutes vs. Kennesaw State
- Saw his first action since Nov. 21 against No. 18 Auburn, finishing with three points and a rebound in 10 minutes of work
- Had played just 12 minutes in NU's first 10 contests
- Was originally slated to redshirt in 2020-21, but was ruled eligible on Dec. 17, 2020, and played in 14 games, averaging 3.2 points and 1.1 rebounds per game
- Saw more time after the departure of Teddy Allen, averaging 4.8 ppg in his final four games, including six points at No. 5 Iowa and five points at Northwestern and against Penn State at the Big Ten Tournament
- Established season highs in points (12), rebounds (six), assists (two) and minutes (26) against Doane, when he hit 4-of-5 shots from 3-point range
- Averaged 15.7 points and 6.2 rebounds per game last season while leading his conference in 3-pointers per game (3.4/gm) for the second straight year, helping Indianapolis to a 24-6 record and a No. 1 seed in the 2020 NCAA Division II Regional Tournament
- Collected All-GLVC honors as a sophomore in 2018-19, as he led the team in scoring at 14.1 ppg, while pulling down 5.5 rebounds per contest. Lakes paced the conference with 3.5 3-pointers per game and shot 39.7 percent from 3-point range, while ranking among conference leaders in scoring (11th) and rebounding (12th)
- Played at Lebanon High School, averaging 22.5 points, 6.7 rebounds and 1.5 blocks per game as a senior en route to earning IBCA Honorable Mention All-State honors





CAREER STATS

Year	GP	GS	Total										Rebounds												
			Min	Avg	FG	FGA	Pct	3FG	3FGA	Pct	FT	FTA	Pct	Off	Def	Tot	Avg	PF	FO	Ast	TO	Blk	Stl	Pts	Avg
2021-22	10	0	157	15.7	14	39	.359	3	20	.150	6	12	.500	7	20	27	2.7	33	2	6	7	6	10	37	3.7
<b>TOTAL</b>	<b>10</b>	<b>0</b>	<b>157</b>	<b>15.7</b>	<b>14</b>	<b>39</b>	<b>.359</b>	<b>3</b>	<b>20</b>	<b>.150</b>	<b>6</b>	<b>12</b>	<b>.500</b>	<b>7</b>	<b>20</b>	<b>27</b>	<b>2.7</b>	<b>33</b>	<b>2</b>	<b>6</b>	<b>7</b>	<b>6</b>	<b>10</b>	<b>37</b>	<b>3.7</b>

MISC. STATS

Category	2021-22	Career
Double-Figure Scoring	0	0
Double-Figure Rebounding	0	0
Double-Figure Assists	0	0
Double-Doubles	0	0
Led NU in Scoring	0	0
Led NU in Rebounding	0	0
Led NU in Assists	0	0
20+ Point Games	0	0
30+ Point Games	0	0

2021-22 GAME-BY-GAME TOTALS

Opponent	Date	GS	Min	TOTAL			3-PTS			REBOUNDS			PF	FO	A	TO	Blk	Stl	Pts	Avg				
				FG	FGA	Pct	3FG	3FGA	Pct	FT	FTA	Pct									Off	Def	Tot	Avg
W. Illinois	11/9/21	11	0	3	.000	0	2	.000	0	0	.000	0	0	0	0.0	4	0	1	1	1	0	0.0		
Sam Houston	11/12/21	17	1	3	.333	0	1	.000	1	1	1.000	1	2	3	1.5	5	1	0	1	1	1	3	1.5	
Creighton	11/16/21	18	1	5	.200	1	3	.333	0	0	.000	0	2	2	1.7	3	0	2	0	2	0	3	2.0	
Idaho State	11/19/21	16	3	6	.500	2	5	.400	1	2	.500	1	2	3	2.0	3	0	2	0	0	0	9	3.8	
Southern	11/21/21	19	2	4	.500	0	2	.000	0	2	.000	0	4	4	2.4	3	0	1	1	0	0	4	3.8	
Tennessee State	11/23/21	10	0	2	.000	0	1	.000	0	0	.000	0	0	0	2.0	3	0	0	0	0	0	0	3.2	
South Dakota	11/27/21	21	0	0	.000	0	0	.000	3	5	.600	1	4	5	2.4	2	0	1	1	0	5	3	3.1	
at NC State	12/1/21	14	3	6	.500	0	3	.000	0	1	.000	1	1	2	2.4	5	1	0	2	1	1	6	3.5	
at Indiana	12/4/21	17	2	3	.667	0	1	.000	1	1	1.000	0	4	4	2.6	4	0	0	0	1	0	5	3.7	
Michigan	12/7/21	14	2	7	.286	0	2	.000	0	0	.000	3	1	4	2.7	1	0	0	1	0	2	4	3.7	
vs. No. 18 Auburn	12/11/21	DNP																						
Kansas State	12/19/21	DNP																						
Kennesaw State	12/22/21	DNP																						
No. 13 Ohio State	1/2/22	DNP																						
at No. 10 Michigan State	1/5/22	DNP																						
at Rutgers	1/8/22	DNP																						
No. 25 Illinois	1/11/22	DNP																						
at No. 7 Purdue	1/14/22	DNP																						
Indiana	1/17/22	DNP																						
No. 11 Wisconsin	1/27/22	DNP																						
Rutgers	1/29/22	DNP																						
at Michigan	2/1/22	DNP																						
Northwestern	2/5/22	DNP																						
Minnesota	2/9/22	DNP																						
at Iowa	2/13/22	DNP																						
Maryland	2/18/22	DNP																						
at Northwestern	2/22/22	DNP																						
No. 25 Iowa	2/25/22	DNP																						
at Penn State	2/27/22	DNP																						
at No. 23 Ohio State	3/1/22	DNP																						
<b>Totals</b>		<b>0</b>	<b>157</b>	<b>14</b>	<b>39</b>	<b>.359</b>	<b>3</b>	<b>20</b>	<b>.150</b>	<b>6</b>	<b>12</b>	<b>.500</b>	<b>7</b>	<b>20</b>	<b>27</b>	<b>2.7</b>	<b>33</b>	<b>2</b>	<b>6</b>	<b>7</b>	<b>6</b>	<b>10</b>	<b>37</b>	<b>3.7</b>

SEASON/NEB/CAREER HIGHS

Points	
Season:	9, Idaho State (11/19/21)
Rebounds	
Season:	5, South Dakota (11/27/21)
Field Goals	
Season:	3, Two times (last, 12/1/21)
3-Point Field Goals	
Season:	2, Idaho State (11/19/21)
Free Throws	
Season:	3, South Dakota (11/27/21)
Free Throw Attempts	
Season:	5, South Dakota (11/27/21)
Assists	
Season:	2, Idaho State (11/19/21)
Steals	
Season:	5, South Dakota (11/27/21)
Blocks	
Season:	2, Creighton (11/16/21)
Minutes Played	
Season:	21, South Dakota (11/27/21)

NOTING WILHELM BREIDENBACH

- Fall 2021 NU Scholar-Athlete Honor Roll
- Top 100 recruit who brings a combination of size and skill along with a high basketball IQ
- Underwent season-ending surgery on Dec. 22, as he suffered a leg injury in the second half of the Michigan game on Dec. 7
- Had four points and four rebounds against Michigan before leaving the game early in the second half
- Gave NU 17 good minutes off the bench with five points, four boards and a blocked shot against Indiana
- Had six points, two rebounds and a blocked shot in 14 minutes before fouling out at NC State
- Made a major impact vs. South Dakota without taking a shot, setting season bests in steals (five), rebounds (five) and minutes (21)
- Played just nine minutes because of foul trouble vs. Tennessee State
- Finished with four points and four rebounds in 19 minutes against Southern
- Had nine points, three boards and two assists vs. Idaho State, scoring six of his points in an 11-0 first half run
- Finished with three points, two boards, two assists and two blocked shots in 18 minutes against Creighton
- Totaled three points, three boards, a block and steal in 17 minutes against Sam Houston
- A four-star prospect, he ranked No. 75 in the 2021 ESPN100 and was ranked No. 97 nationally in the 247Sports Composite, which combines all of the major recruiting services
- Was a four-year starter at Mater Dei High School and legendary Coach Gary McKnight, scoring nearly 1,300 points and more than 750 rebounds
- Starred in a frontcourt with three Division I signees, averaging 15.5 points, 7.0 rebounds and 2.8 assists per game in 21 contests before suffering a season-ending knee injury after Mater Dei was 24-0
- Averaged 11.9 points and 8.0 rebounds per game during his junior season, as Mater Dei went 25-8 and reached the CIF Open Division Regional semifinals
- Played his AAU ball with Team Why Not on the EYBL circuit, helping the team to a runner-up finish in the 2019 Peach Jam
- Selected NU over Marquette, Michigan, Cal and Utah



2021-22 BOXSCORES

NEBRASKA 82, SOUTHERN 59



Official Basketball Box Score - Final Southern U. at Nebraska 11/21/21

Game Time: 3:01 PM Game Duration: 1:53 Attendance: 15,255

Officials: Larry Scrotto, Kelly Pfeifer, King Whitestone

Southern U. - 59

Box score table for Southern U. vs Nebraska, including columns for NO. Name, Min, FG, 3P, FT, Rebounds, Fouls, TP, AS, TO, ST, Blocks, +/-.

Technical Fouls: NONE

Nebraska - 82

Box score table for Nebraska vs Southern U., including columns for NO. Name, Min, FG, 3P, FT, Rebounds, Fouls, TP, AS, TO, ST, Blocks, +/-.

Technical Fouls: NONE

Summary statistics table for Nebraska vs Southern U., including Biggest lead, Best Scoring Run, Lead Changes, Times Tied, Time with Lead, and various scoring metrics.

NEBRASKA 79, TENNESSEE STATE 73

Official Basketball Box Score - Final Tennessee St. at Nebraska 11/22/21

Game Time: 8:03 PM Game Duration: 2:06 Attendance: 15,236

Officials: Chris Beaver, Edwin Young, Michael Kitz Jr.

Tennessee St. - 73

Box score table for Tennessee St. vs Nebraska, including columns for NO. Name, Min, FG, 3P, FT, Rebounds, Fouls, TP, AS, TO, ST, Blocks, +/-.

Technical Fouls: NONE

Nebraska - 79

Box score table for Nebraska vs Tennessee St., including columns for NO. Name, Min, FG, 3P, FT, Rebounds, Fouls, TP, AS, TO, ST, Blocks, +/-.

Technical Fouls: NONE

Summary statistics table for Nebraska vs Tennessee St., including Biggest lead, Best Scoring Run, Lead Changes, Times Tied, Time with Lead, and various scoring metrics.

NEBRASKA 83, SOUTH DAKOTA 70



Official Basketball Box Score - Final South Dakota at Nebraska 11/22/21

Game Time: 1:01 PM Game Duration: 1:53 Attendance: 15,666

Officials: Donnie Epley, Bill Ek, John Floyd

South Dakota - 70

Box score table for South Dakota vs Nebraska, including columns for NO. Name, Min, FG, 3P, FT, Rebounds, Fouls, TP, AS, TO, ST, Blocks, +/-.

Technical Fouls: NONE

Nebraska - 83

Box score table for Nebraska vs South Dakota, including columns for NO. Name, Min, FG, 3P, FT, Rebounds, Fouls, TP, AS, TO, ST, Blocks, +/-.

Technical Fouls: NONE

Summary statistics table for Nebraska vs South Dakota, including Biggest lead, Best Scoring Run, Lead Changes, Times Tied, Time with Lead, and various scoring metrics.

NC STATE 104, NEBRASKA 100 (40T)



Official Basketball Box Score - Final Nebraska at NC State 12/01/21

Game Time: 7:15 PM Game Duration: 3:23 Attendance: 11,562

Officials: Ted Valentine, Bil Covington Jr., Tony Henderson

Nebraska - 100

Box score table for Nebraska vs NC State, including columns for NO. Name, Min, FG, 3P, FT, Rebounds, Fouls, TP, AS, TO, ST, Blocks, +/-.

Technical Fouls: Mayen 2nd 6:09

NC State - 104

Box score table for NC State vs Nebraska, including columns for NO. Name, Min, FG, 3P, FT, Rebounds, Fouls, TP, AS, TO, ST, Blocks, +/-.

Technical Fouls: Hayes 2nd 6:09

Summary statistics table for NC State vs Nebraska, including Biggest lead, Best Scoring Run, Lead Changes, Times Tied, Time with Lead, and various scoring metrics.



2021-22 BOXSCORES

INDIANA 68, NEBRASKA 55



Official Basketball Box Score - Final  
Nebraska at Indiana  
12/04/21 Simon Skjott Assembly Hall, Bloomington, Ind.  
2021-22 Men's Basketball

Game Time: 12:00 PM  
Game Duration: 1:49  
Attendance: 17,222

Officials: Paul Szec, Chris Beaver, Brandon Cruz

NO.	Name	Min	FG		3P		FT		Rebounds		Fouls		TP	AS	TO	ST	Blocks			+/-	
			M-A	P-A	M-A	P-A	OR	DR	PF	FD	BS	BA					BL				
11	Lat Mayen	F 13:56	1-4	0-0	0-0	2-2	0-0	2-2	2	1	0	0	0	0	0	1	1	0	0	0	1
13	Derrick Walker	F 23:40	4-5	0-0	0-0	3-1	4-4	2-8	3	2	1	0	0	0	2	0	0	0	0	0	-7
1	Alonzo Verge Jr.	G 33:09	6-13	1-2	2-2	0-5	5-3	3-8	15	3	6	0	0	0	0	0	0	0	0	0	-5
5	Bryce McGowens	G 33:04	3-14	1-5	1-1	0-5	3-3	8-11	3	1	0	4	16	1	0	0	0	0	0	0	-16
30	Keisel Tomingaga	G 21:47	2-7	1-5	0-0	0-3	3-1	0-5	0	0	0	1	0	0	0	0	0	0	0	0	-4
0	C.J. Wilcher	23:48	1-4	0-0	0-0	0-3	0-0	0-3	1	2	1	0	0	0	0	0	0	0	0	0	-13
10	Kobe Webster	18:04	3-9	1-3	0-0	0-1	1-1	0-1	7	2	0	2	0	0	0	0	0	0	0	0	-11
35	Eduardo Andre	14:27	1-2	0-0	0-0	1-2	3-4	1-1	2	1	2	2	2	0	0	0	0	0	0	0	-7
32	Wilhelm Breidenbach	16:51	2-3	0-1	1-1	0-4	4-1	2-1	5	0	0	0	0	0	0	0	0	0	0	0	-5
23	Keon Edwards	01:14	0-0	0-0	0-0	0-0	0-0	0-0	0	0	0	0	0	0	0	0	0	0	0	0	-2
Team						1	2		0		0										
Totals			23-61	5-22	4-5	5	27	32	18	12	55	9	14	9	1	5	13				

Technical Fouls: NONE

Shooting By Period			
1 <sup>st</sup>	FG%	9-30	30.0%
3 <sup>PT</sup>	FT%	1-10	10.0%
2 <sup>nd</sup>	FG%	14-31	45.2%
3 <sup>PT</sup>	FT%	4-12	33.3%
3 <sup>rd</sup>	FG%	1-2	50%
GM	FG%	23-61	37.7%
3 <sup>PT</sup>	FT%	5-22	22.7%
FT%		4-5	80.0%

Dead Ball Rebounds: 0, 0

NO.	Name	Min	FG		3P		FT		Rebounds		Fouls		TP	AS	TO	ST	Blocks			+/-	
			M-A	P-A	M-A	P-A	OR	DR	PF	FD	BS	BA					BL				
12	Miller Kopp	F 23:53	0-5	0-2	0-0	1-2	3-3	1-1	0	0	3	4	0	0	0	0	0	0	0	0	-10
23	Trayce Jackson-Davis	F 35:22	5-11	0-0	4-5	0	7	7	1	4	14	0	4	3	4	0	6	6	6	6	6
25	Race Thompson	F 30:06	5-9	0-2	1-2	2	9	11	1	4	11	2	0	1	1	0	12	12	12	12	
0	Xavier Johnson	G 15:32	1-5	0-1	6-6	1	5	6	3	4	8	0	1	1	0	0	7	7	7	7	
45	Parker Stewart	G 24:45	3-7	3-6	0-0	0-3	2-0	9-9	0	0	0	0	0	0	0	0	2	2	2	2	
1	Rob Phinisee	24:28	2-7	1-3	0-0	2-2	4-1	1-5	3	2	11	0	0	0	0	6	6	6	6	6	
3	Anthony Leal	12:23	1-1	1-1	0-0	0-1	1-1	0-3	2	1	0	3	1	0	0	0	9	9	9	9	
53	Tamar Bates	24:39	4-9	3-7	2-2	0	0	0	2	13	0	1	0	0	0	0	16	16	16	16	
22	Jordan Geronimo	05:32	1-2	0-0	1-2	1	1	2	1	1	3	0	1	0	0	0	4	4	4	4	
2	Michael Durr	03:20	1-1	0-0	0-0	1-1	2-0	1-1	2	0	0	0	0	0	0	0	3	3	3	3	
Team						0	2	2			0										
Totals			23-57	8-22	14-17	8	33	41	12	18	68	10	15	7	5	1	13				

Technical Fouls: NONE

Biggest lead	NEB		IND		Points from Turnovers	NEB		IND		Period by Period Scoring		
	10 (1 <sup>st</sup> 13:26)	15 (2 <sup>nd</sup> 9:13)	11	21		1 <sup>st</sup>	2 <sup>nd</sup>	TOT	1 <sup>st</sup>	2 <sup>nd</sup>	TOT	
Best Scoring Run	9 (1 <sup>st</sup> 15:45)	8 (2 <sup>nd</sup> 9:13)	28	28	22	33	55	22	33	55		
Lead Changes	2	2										
Times Tied	2	2										
Time with Lead	12:30	24:34										

MICHIGAN 102, NEBRASKA 67



Official Basketball Box Score - Final  
Michigan at Nebraska  
12/07/21 Frensch Bark Arena, Lincoln  
Nebraska vs Michigan

Game Time: 6:01 PM  
Game Duration: 1:56  
Attendance: 15,426

Officials: Rob Riley, Keith Kimble, Rob Kuerneman

NO.	Name	Min	FG		3P		FT		Rebounds		Fouls		TP	AS	TO	ST	Blocks			+/-	
			M-A	P-A	M-A	P-A	OR	DR	PF	FD	BS	BA					BL				
23	Brandon Johns Jr.	F 21:00	6-9	2-3	6-7	1	4	5	3	20	0	2	1	0	1	0	1	1	1	12	
1	Hunter Dickinson	F 29:04	7-14	1-3	0-0	6	6	12	2	3	15	3	0	0	1	0	2	1	2	17	
5	DeVante Jones	G 25:02	1-5	1-3	0-0	2	3	5	2	3	8	0	3	1	0	0	2	2	17		
22	Caleb Houston	G 27:00	6-9	4-7	0-0	0	6	6	2	0	6	2	0	6	3	2	0	0	0	22	
55	Eli Brooks	G 27:29	3-10	2-8	2-2	1	2	3	1	2	10	2	0	0	0	0	0	0	0	25	
5	Terrance Williams II	21:52	9-12	3-3	1-1	2	3	5	0	1	22	3	1	0	0	0	0	0	0	34	
10	Frankie Collins	14:58	1-4	0-1	0-2	0	2	3	2	1	2	3	0	0	0	0	0	0	0	10	
3	Zeb Jackson	15:07	2-4	1-3	0-0	0	5	5	2	0	5	1	2	0	0	0	0	0	0	18	
2	Kobe Bufkin	10:24	2-5	1-1	0-0	1	0	1	0	5	1	0	5	1	2	1	0	0	0	5	
44	Jaron Faulds	06:36	2-4	0-0	0-0	1	0	1	0	2	0	4	0	0	0	0	0	0	0	7	
13	Ian Burns	01:28	0-0	0-0	0-0	0	0	0	0	0	0	0	0	0	0	0	0	0	0	2	
Team						1	3	4			0										
Totals			39-76	15-32	9-12	15	39	54	18	15	102	25	12	7	2	3	35				

Technical Fouls: NONE

Shooting By Period			
1 <sup>st</sup>	FG%	11-30	36.7%
3 <sup>PT</sup>	FT%	4-12	33.3%
2 <sup>nd</sup>	FG%	12-27	44.4%
3 <sup>PT</sup>	FT%	4-10	40.0%
3 <sup>rd</sup>	FG%	14-17	82.4%
GM	FG%	23-57	40.4%
3 <sup>PT</sup>	FT%	9-22	36.4%
FT%		14-17	82.4%

Dead Ball Rebounds: 2, 1

NO.	Name	Min	FG		3P		FT		Rebounds		Fouls		TP	AS	TO	ST	Blocks			+/-
			M-A	P-A	M-A	P-A	OR	DR	PF	FD	BS	BA					BL			
11	Lat Mayen	F 20:17	1-5	1-5	1-2	1	2	3	2	2	4	0	0	0	0	1	0	0	0	-14
13	Derrick Walker	F 18:14	0-0	0-0	1-2	1	3	4	2	1	1	0	0	0	0	0	0	0	0	-13
1	Alonzo Verge Jr.	G 29:50	12-21	1-3	6-6	2	6	8	2	6	31	3	4	0	0	1	22	22	22	
5	Bryce McGowens	G 27:05	2-9	0-4	4-5	2	4	6	0	4	8	1	0	0	0	0	0	0	0	-28
30	Keisel Tomingaga	G 33:24	4-14	3-11	0-0	0	3	0	0	0	11	1	0	0	0	0	0	0	0	25
0	C.J. Wilcher	18:09	1-8	0-5	0-0	0	2	2	1	0	2	0	0	0	0	0	0	0	0	20
35	Eduardo Andre	11:56	0-0	0-0	4-6	4	2	6	5	3	4	0	2	1	1	0	0	0	0	-14
32	Wilhelm Breidenbach	14:18	2-7	0-2	0-0	3	1	4	1	2	4	0	1	2	0	0	0	0	0	-14
10	Kobe Webster	11:47	0-5	0-4	0-0	0	0	0	0	0	0	0	0	0	0	0	0	0	0	-20
23	Keon Edwards	10:14	1-3	0-1	0-0	0	0	0	0	2	2	0	1	0	0	0	0	0	0	-7
15	Chris McGraw	03:18	0-0	0-0	0-0	0	0	0	0	0	0	0	0	0	0	0	0	0	0	-2
4	Jackson Cronin	01:28	0-0	0-0	0-0	0	0	0	0	0	0	0	0	0	0	0	0	0	0	-2
Team						1	1	2			0									
Totals			23-72	5-35	16-21	14	24	38	15	18	67	6	9	4	3	2	35			

Technical Fouls: NONE

Biggest lead	MICH		NEB		Points from Turnovers	MICH		NEB		Period by Period Scoring		
	35 (2 <sup>nd</sup> 1:41)	0 (1 <sup>st</sup> 20:00)	11 <th>8 <th>1<sup>st</sup></th> <th>2<sup>nd</sup></th> <th>TOT</th> <th>1<sup>st</sup></th> <th>2<sup>nd</sup></th> <th>TOT</th> </th>	8 <th>1<sup>st</sup></th> <th>2<sup>nd</sup></th> <th>TOT</th> <th>1<sup>st</sup></th> <th>2<sup>nd</sup></th> <th>TOT</th>		1 <sup>st</sup>	2 <sup>nd</sup>	TOT	1 <sup>st</sup>	2 <sup>nd</sup>	TOT	
Best Scoring Run	9 (1 <sup>st</sup> 7:21)	5 (1<										

NEBRASKA 88, KENNESAW STATE 74



Official Basketball Box Score - Final
Kennesaw St. at Nebraska
12:22:21 Finnacle Bank Arena, Lincoln
Nebraska vs. Kennesaw St.

Game Time: 6:35 PM
Game Duration: 2:14
Attendance: 14,519

Officials: Rob Kueneman, Kelly Pfeifer, Edwin Young

Table with columns: NO. Name, Min, FG, 3P, FT, Rebounds, Fouls, TP, AS, TO, ST, Blocks, +/-

Shooting By Period
1st FG% 13-33 39.4%
3PT% 4-12 33.3%
FT% 4-5 80%

Table with columns: NO. Name, Min, FG, 3P, FT, Rebounds, Fouls, TP, AS, TO, ST, Blocks, +/-

Shooting By Period
1st FG% 16-31 51.6%
3PT% 9-17 52.9%
FT% 4-6 66.7%

Table with columns: KSU, NEB, Points from Turnovers, Paint, Second Chance, Fast Breaks, Bench

Game Notes: \*Flop warning Kennesaw St. 18:22 2nd half \*

NO. 13 OHIO STATE 87, NEBRASKA 79 (OT)



Official Basketball Box Score - Final
Ohio St. at Nebraska
01:08:22 Finnacle Bank Arena, Lincoln
Nebraska vs. Ohio State

Game Time: 7:01 PM
Game Duration: 2:13
Attendance: 14,478

Officials: Larry Scrotto, Lewis Garrison, Don Daly

Table with columns: NO. Name, Min, FG, 3P, FT, Rebounds, Fouls, TP, AS, TO, ST, Blocks, +/-

Shooting By Period
1st FG% 13-32 40.6%
3PT% 7-19 36.8%
FT% 1-2 50%

Table with columns: NO. Name, Min, FG, 3P, FT, Rebounds, Fouls, TP, AS, TO, ST, Blocks, +/-

Shooting By Period
1st FG% 12-27 44.4%
3PT% 3-12 25.0%
FT% 5-6 83.3%

Table with columns: OSU, NEB, Points from Turnovers, Paint, Second Chance, Fast Breaks, Bench

NO. 10 MICHIGAN STATE 79, NEBRASKA 67



Official Basketball Box Score - Final
Nebraska at Michigan St.
01:05:22 Breslin Events Center, East Lansing
2021-22 Men's Basketball

Game Time: 7:00 PM
Game Duration: 1:52
Attendance: 14,797

Officials: Lamont Simpson, Donnie Epley, Terry Oglesby

Table with columns: NO. Name, Min, FG, 3P, FT, Rebounds, Fouls, TP, AS, TO, ST, Blocks, +/-

Shooting By Period
1st FG% 15-31 48.4%
3PT% 3-11 27.3%
FT% 1-1 100%

Table with columns: NO. Name, Min, FG, 3P, FT, Rebounds, Fouls, TP, AS, TO, ST, Blocks, +/-

Shooting By Period
1st FG% 17-31 54.8%
3PT% 3-8 37.5%
FT% 1-2 50%

Table with columns: NEB, MSU, Points from Turnovers, Paint, Second Chance, Fast Breaks, Bench

RUTGERS 93, NEBRASKA 65



Official Basketball Box Score - Final
Nebraska at Rutgers
01:08:22 Jersey Mike's Arena, Piscataway
2021-22 Men's Basketball

Game Time: 2:00 PM
Game Duration: 1:58
Attendance: 8,000

Officials: Courtney Green, Kelly Pfeifer, Brandon Cruz

Table with columns: NO. Name, Min, FG, 3P, FT, Rebounds, Fouls, TP, AS, TO, ST, Blocks, +/-

Shooting By Period
1st FG% 13-26 50.0%
3PT% 2-10 20.0%
FT% 3-5 60%

Table with columns: NO. Name, Min, FG, 3P, FT, Rebounds, Fouls, TP, AS, TO, ST, Blocks, +/-

Shooting By Period
1st FG% 16-31 51.6%
3PT% 2-8 25.0%
FT% 10-11 90.9%

Table with columns: NEB, RU, Points from Turnovers, Paint, Second Chance, Fast Breaks, Bench

2021-22 BOXSCORES

NO. 25 ILLINOIS 81, NEBRASKA 71



Official Basketball Box Score - Final  
**Illinois at Nebraska**  
 01/11/22 Pinnacle Bank Arena, Lincoln  
 Nebraska vs. Illinois

Game Time: 7:37 PM  
 Game Duration: 2:00  
 Attendance: 14,069

Officials: Rob Riley, Don Daly, Brooks Wells

Illinois - 81

Record: 12-3 (5-0)

NO. Name	Min	FG	3P	FT	Rebounds	Fouls	TP	AS	TO	ST	Blocks	+/-			
		M-A	M-A	M-A	OR DR TOT	PF	FF				BS BA				
3 Jacob Grandison	F	35:23	5-9	2-6	0-0	3-3	1-0	12	4	3	1	0	9		
21 Kofi Cockburn	C	30:13	8-18	0-0	5-8	13	4	6	16	1	2	1	-7		
1 Trent Frazier	G	38:14	9-18	3-6	8-10	1-1	2	3	6	29	5	1	4	0	1
11 Alfonso Plummer	G	30:04	4-12	1-5	0-0	0-0	0	1	9	1	1	0	0	-2	
20 DaMonte Williams	G	33:11	1-2	1-2	0-0	1-3	4	2	0	3	1	1	0	0	
33 Coleman Hawkins	G	12:06	2-4	0-0	0-0	4-4	2	0	4	0	0	0	0	14	
4 Omar Payne	G	09:47	2-3	0-0	4-4	2-3	5	3	2	8	0	1	0	4	
0 Brandin Podziemski	G	04:33	0-0	0-0	0-0	1-1	0	0	0	0	0	0	0	6	
10 Luke Goode	G	06:29	0-0	0-0	0-0	1-1	2	0	0	0	0	0	0	2	
Team						1	3	4							
<b>Totals</b>		31-66	7-19	12-19	15	27	42	15	15	81	13	9	6	8	2

Shooting By Period

1st FG%	14-30	46.7%
3PT%	3-10	30.0%
FT%	0-3	0%
2nd FG%	17-36	47.2%
3PT%	4-9	44.4%
FT%	12-16	75%
GM FG%	31-66	47.0%
3PT%	7-19	36.8%
FT%	12-19	63.2%

Dead Ball Rebounds: 2-0

Nebraska - 71

Record: 6-11 (6-6)

NO. Name	Min	FG	3P	FT	Rebounds	Fouls	TP	AS	TO	ST	Blocks	+/-			
		M-A	M-A	M-A	OR DR TOT	PF	FF				BS BA				
11 Lat Meyen	F	33:39	2-5	2-2	0-0	6-6	4	0	6	0	0	0	2	-8	
13 Derrick Walker	F	27:52	7-11	0-0	0-4	7	2	1	14	2	2	1	0	-11	
1 Alonzo Verge Jr.	G	29:36	5-13	0-1	4-4	4	3	2	14	9	5	0	0	-1	
5 Bryce McGowens	G	34:40	6-15	1-2	6-7	2-4	6	3	19	0	1	1	0	-5	
30 Keisel Tomnaga	G	25:47	3-6	2-3	0-0	2-2	1	0	8	1	0	1	0	0	
35 Eduardo Andre	G	12:08	1-2	0-0	0-1	0-4	4	2	2	0	1	1	0	0	
0 C.J. Wilcher	G	22:00	2-5	1-3	1-2	1-1	2	0	6	0	1	1	0	-25	
10 Kobe Webster	G	14:18	1-2	0-1	0-0	0-0	0	0	1	2	1	0	0	-15	
Team						0	0	0							
<b>Totals</b>		27-59	6-12	11-14	6	25	31	15	15	71	13	11	4	2	8

Shooting By Period

1st FG%	12-28	42.9%
3PT%	5-9	55.6%
FT%	5-5	100%
2nd FG%	15-31	48.4%
3PT%	1-3	33.3%
FT%	6-9	66.7%
GM FG%	27-59	45.8%
3PT%	6-12	50.0%
FT%	11-14	78.6%

Dead Ball Rebounds: 2-0

Ill. NEB

Biggest lead	10 (2 <sup>nd</sup> 1:05)	12 (1 <sup>st</sup> 15:59)
Best Scoring Run	11 (1 <sup>st</sup> 5:43)	13 (2 <sup>nd</sup> 19:43)
Lead Changes	5	
Times Tied	3	
Time with Lead	20:16	16:40

Game Notes: Pop wearing 1st half 10:54 NEB

Points from Turnovers	ILL	NEB
	14	12
Paint	44	36
Second Chance	13	10
Fast Breaks	8	9
Bench	12	10

Period by Period Scoring	1st	2nd	TOT
ILL	31	50	81
NEB	34	37	71

NO. 7 PURDUE 93, NEBRASKA 65



Official Basketball Box Score - Final  
**Nebraska at Purdue**  
 01/14/22 Mackey Arena, West Lafayette  
 2021-22 Men's Basketball

Game Time: 6:30 PM  
 Game Duration: 2:10  
 Attendance: 14,804

Officials: Chris Beaver, Lewis Garrison, Terry Oglesby

Nebraska - 65

Record: 6-12 (6-7)

NO. Name	Min	FG	3P	FT	Rebounds	Fouls	TP	AS	TO	ST	Blocks	+/-			
		M-A	M-A	M-A	OR DR TOT	PF	FF				BS BA				
11 Lat Mayen	F	30:37	3-9	1-3	0-0	2	6	8	3	7	1	3	1	0	-21
13 Derrick Walker	F	19:39	3-8	0-0	2-2	2	2	4	5	3	8	2	3	0	0
1 Alonzo Verge Jr.	G	23:14	4-8	1-2	1-3	1	2	3	1	3	1	0	0	0	
5 Bryce McGowens	G	33:19	4-9	1-2	0-1	1	4	5	3	4	9	1	1	1	0
30 Keisel Tomnaga	G	15:46	4-5	2-3	1-2	2	3	1	1	1	1	1	0	0	
35 Eduardo Andre	G	12:50	2-3	0-0	1-5	0	2	1	4	3	5	1	4	0	
0 C.J. Wilcher	G	28:39	4-7	2-5	0-0	0	2	1	1	1	1	0	0	0	
10 Kobe Webster	G	27:54	2-7	1-3	0-0	0	2	2	1	2	5	2	1	0	
23 Keon Edwards	G	06:38	0-1	0-1	0-0	0	1	2	0	0	0	0	0	0	
4 Jackson Cronin	G	01:24	0-0	0-0	0-0	0	0	0	0	0	0	0	0	0	
Team						1	2								
<b>Totals</b>		26-57	8-19	5-13	8	23	31	21	16	65	14	17	6	1	-27

Shooting By Period

1st FG%	12-28	42.9%
3PT%	6-10	60.0%
FT%	3-4	75%
2nd FG%	14-29	48.3%
3PT%	2-9	22.2%
FT%	2-9	22.2%
GM FG%	26-57	45.6%
3PT%	8-19	42.1%
FT%	5-13	38.5%

Dead Ball Rebounds: 4-1

Purdue - 92

Record: 14-2 (3-2)

NO. Name	Min	FG	3P	FT	Rebounds	Fouls	TP	AS	TO	ST	Blocks	+/-			
		M-A	M-A	M-A	OR DR TOT	PF	FF				BS BA				
0 Mason Gillis	F	24:11	3-8	2-4	0-0	1	6	7	2	1	8	1	0	2	0
15 Zach Edey	C	19:58	9-12	0-0	4-9	4	5	9	2	7	22	0	0	2	0
11 Isaiah Thompson	G	21:07	0-6	0-6	0-0	0	2	2	1	1	0	0	2	0	
23 Jaden Ivey	G	22:56	5-10	2-5	5-6	2	2	4	2	4	17	5	1	1	0
55 Sasha Stefanovic	G	28:49	1-7	1-7	6-6	2	1	3	2	4	9	3	2	0	1
2 Eric Hunter Jr.	G	17:29	3-5	1-1	1-1	1	2	3	1	1	8	2	0	0	0
50 Trevion Williams	G	18:38	5-8	0-0	0	2	3	5	1	0	10	3	1	1	0
3 Caleb Furst	G	15:49	3-3	1-1	3-5	2	0	2	2	3	10	1	0	0	-1
5 Ethan Morton	G	13:36	0-1	0-1	0-0	0	0	0	0	0	0	2	0	0	-9
25 Brandon Newman	G	13:51	2-4	2-4	0-0	4	4	2	0	6	0	1	2	0	8
14 Jared Wulbrun	G	01:24	0-0	0-0	0-0	0	0	0	0	0	0	0	0	0	
21 Matt Frost	G	01:24	0-0	0-0	0-0	0	0	0	0	0	0	0	0	0	
22 Chase Martin	G	01:24	0-0	0-0	0-0	0	1	1	0	0	0	0	0	0	
34 Carson Barrett	G	01:24	1-1	0-0	0-0	0	1	1	0	0	0	1	1	0	
Team						0	0	0							
<b>Totals</b>		32-65	9-29	19-27	14	27	41	16	21	92	19	10	7	5	1

Shooting By Period

1st FG%	17-34	50.0%
3PT%	5-14	35.7%
FT%	9-10	90%
2nd FG%	15-31	48.4%
3PT%	4-15	26.7%
FT%	10-17	58.8%
GM FG%	32-65	49.2%
3PT%	9-29	31.0%
FT%	19-27	70.4%

Dead Ball Rebounds: 3-0

NEB PUR

Biggest lead	0 (1 <sup>st</sup> 20:00)	30 (2 <sup>nd</sup> 9:06)
Best Scoring Run	6 (1 <sup>st</sup> 3:19)	14 (1 <sup>st</sup> 14:29)
Lead Changes	0	
Times Tied	0	
Time with Lead	00:00	39:35

Points from Turnovers	NEB	PUR
	7	28
Paint	24	46
Second Chance	4	21
Fast Breaks	13	9
Bench	20	36

Period by Period Scoring	1st	2nd	TOT
NEB	33	32	65
PUR	48	44	92

INDIANA 78, NEBRASKA 71



Official Basketball Box Score - Final  
**Indiana at Nebraska**  
 01/17/22 Pinnacle Bank Arena, Lincoln  
 Nebraska vs. Indiana

Game Time: 5:01 PM  
 Game Duration: 2:15  
 Attendance: 15,290

Officials: Rob Riley, Eric Curry, Steve Mulkens

Indiana - 78

Record: 13-4 (4-3)

NO. Name	Min	FG	3P	FT	Rebounds	Fouls	TP	AS	TO	ST	Blocks	+/-		
		M-A	M-A	M-A	OR DR TOT	PF	FF				BS BA			
12 Miller Kopp	F	21:10	2-7	1-5	2-2	0	2	2	1	7	0	0	0	1
23 Trayce Jackson-Davis	F	30:39	10-16	0-0	3-8	3	9	12	4	4	23	0	1	0
25 Race Thompson	F	24:32	3-6	0-0	6-7	2	5	7	3	4	12	0	0	1
0 Xavier Johnson	G	24:45	2-5	1-2	4-4	0	0	0	4	9	5	5	0	0
45 Parker Stewart	G	26:52	2-4	2-3	0-0	0	0	0	3	0	6	1	1	0
22 Jordan Jeromino	G	21:18	4-4	0-0	2-2	3	5	8	3	10	1	1	1	0
1 Rob Phinisee	G	16:28	0-3	0-3	0-0	0	0	0	0	0	0	0	1	0
2 Michael Durr	G	01:45	0-1	0-										



RUTGERS 63, NEBRASKA 61



Official Basketball Box Score - Final Rutgers at Nebraska

Game Time: 5:37 PM Game Duration: 2:17 Attendance: 15,671

Officials: Rob Kueneman, Brandon Cruz, Brooks Wells

Box score for Rutgers 63 vs Nebraska 61. Includes player statistics (NO. Name, Min, FG, 3P, FT, Rebounds, Fouls, TP, AS, TO, ST, Blocks BS, BA, +/-) and shooting by period data.

Technical Fouls: Miller 2, 6, 7

Box score for Nebraska 61 vs Rutgers 63. Includes player statistics and shooting by period data.

Technical Fouls: NONE

Summary statistics for Rutgers vs Nebraska. Includes biggest lead, best scoring run, lead changes, times tied, time with lead, points from turnovers, paint, second chance, fast breaks, and bench.

Game Notes: Flop warning NEB 18:00 2nd half

MICHIGAN 85, NEBRASKA 79



Official Basketball Box Score - Final Nebraska at Michigan

Game Time: 8:00 PM Game Duration: 2:01 Attendance: 9,301

Officials: DJ Carstensen, Steve McClunkins, Brian Dorsey

Box score for Michigan 85 vs Nebraska 79. Includes player statistics and shooting by period data.

Technical Fouls: Tominaaga 2, 6, 5, 4, 8

Box score for Nebraska 79 vs Michigan 85. Includes player statistics and shooting by period data.

Technical Fouls: NONE

Summary statistics for Michigan vs Nebraska. Includes biggest lead, best scoring run, lead changes, times tied, time with lead, points from turnovers, paint, second chance, fast breaks, and bench.

NORTHWESTERN 87, NEBRASKA 63



Official Basketball Box Score - Final Northwestern at Nebraska

Game Time: 12:01 PM Game Duration: 1:56 Attendance: 15,059

Officials: Bill Ek, Lewis Garrison, Brooks Wells

Box score for Northwestern 87 vs Nebraska 63. Includes player statistics and shooting by period data.

Technical Fouls: NONE

Box score for Nebraska 63 vs Northwestern 87. Includes player statistics and shooting by period data.

Technical Fouls: NONE

Summary statistics for Northwestern vs Nebraska. Includes biggest lead, best scoring run, lead changes, times tied, time with lead, points from turnovers, paint, second chance, fast breaks, and bench.

Game Notes: Flop warning NEB 2nd half 1:04

NEBRASKA 78, MINNESOTA 65



Official Basketball Box Score - Final Nebraska at Minnesota

Game Time: 8:07 PM Game Duration: 2:30 Attendance: 15,303

Officials: Paul Szek, Kelly Paffer, Brian McNitt

Box score for Nebraska 78 vs Minnesota 65. Includes player statistics and shooting by period data.

Technical Fouls: NONE

Box score for Minnesota 65 vs Nebraska 78. Includes player statistics and shooting by period data.

Technical Fouls: NONE

Summary statistics for Nebraska vs Minnesota. Includes biggest lead, best scoring run, lead changes, times tied, time with lead, points from turnovers, paint, second chance, fast breaks, and bench.

Game Notes: Flop warning NEB 2nd half 1:04

2021-22 BOXSCORES

IOWA 98, NEBRASKA 75



Official Basketball Box Score - Final
Nebraska at Iowa
02/13/22 Carver-Hawkeye Arena, Iowa City
2021-22 Men's Basketball

Game Time: 1:06 PM
Game Duration: 1:40
Attendance: 13,772

Officials: D.J. Carstensen, Courtney Green, Eric Curry

Table with 15 columns: NO., Name, Min, FG, 3P, FT, Rebounds, Fouls, TP, AS, TO, ST, Blocks, +/-

Shooting By Period table with columns: 1st FG%, 3PT%, 2nd FG%, 3PT%, GM FG%, 3PT%, FT%, Dead Ball Rebounds: 0.0

Technical Fouls: NONE

Table with 15 columns: NO., Name, Min, FG, 3P, FT, Rebounds, Fouls, TP, AS, TO, ST, Blocks, +/-

Shooting By Period table with columns: 1st FG%, 3PT%, 2nd FG%, 3PT%, GM FG%, 3PT%, FT%, Dead Ball Rebounds: 0.0

Technical Fouls: NONE

Summary table with columns: Biggest lead, Best Scoring Run, Lead Changes, Times Tied, Time with Lead

MARYLAND 90, NEBRASKA 74



Official Basketball Box Score - Final
Maryland at Nebraska
02/18/22 Pineapple Bank Arena, Lincoln
Nebraska vs Maryland

Game Time: 8:07 PM
Game Duration: 2:19
Attendance: 15,443

Officials: Terry Oglysiv, Steve McMunkin, Rob Kueneman

Table with 15 columns: NO., Name, Min, FG, 3P, FT, Rebounds, Fouls, TP, AS, TO, ST, Blocks, +/-

Shooting By Period table with columns: 1st FG%, 3PT%, 2nd FG%, 3PT%, GM FG%, 3PT%, FT%, Dead Ball Rebounds: 6.0

Technical Fouls: Reese 2nd 9:31

Table with 15 columns: NO., Name, Min, FG, 3P, FT, Rebounds, Fouls, TP, AS, TO, ST, Blocks, +/-

Shooting By Period table with columns: 1st FG%, 3PT%, 2nd FG%, 3PT%, GM FG%, 3PT%, FT%, Dead Ball Rebounds: 3.0

Technical Fouls: NONE

Summary table with columns: Biggest lead, Turnovers, Points from Turnovers, Best Scoring Run, Lead Changes, Times Tied, Time with Lead

Game Notes: Flop warning MARYLAND 2nd period 8:05 +

NORTHWESTERN 77, NEBRASKA 65



Official Basketball Box Score - Final
Nebraska at Northwestern
02/22/22 Welsh Ryan Arena, Evanston
2021-22 Men's Basketball

Game Time: 7:00 PM
Game Duration: 1:49
Attendance: 3,487

Officials: Courtney Green, Lamont Simpson, Brandon Cruz

Table with 15 columns: NO., Name, Min, FG, 3P, FT, Rebounds, Fouls, TP, AS, TO, ST, Blocks, +/-

Shooting By Period table with columns: 1st FG%, 3PT%, 2nd FG%, 3PT%, GM FG%, 3PT%, FT%, Dead Ball Rebounds: 1.0

Technical Fouls: Mayen 2nd 1:36

Table with 15 columns: NO., Name, Min, FG, 3P, FT, Rebounds, Fouls, TP, AS, TO, ST, Blocks, +/-

Shooting By Period table with columns: 1st FG%, 3PT%, 2nd FG%, 3PT%, GM FG%, 3PT%, FT%, Dead Ball Rebounds: 1.0

Technical Fouls: Bue 2nd 1:36

Summary table with columns: Biggest lead, Best Scoring Run, Lead Changes, Times Tied, Time with Lead

NO. 25 IOWA 88, NEBRASKA 78



Official Basketball Box Score - Final
Iowa at Nebraska
02/25/22 Pineapple Bank Arena, Lincoln
Nebraska vs Iowa

Game Time: 8:12 PM
Game Duration: 2:01
Attendance: 15,960

Officials: Keith Kimble, Edwin Young, Brooks Wells

Table with 15 columns: NO., Name, Min, FG, 3P, FT, Rebounds, Fouls, TP, AS, TO, ST, Blocks, +/-

Shooting By Period table with columns: 1st FG%, 3PT%, 2nd FG%, 3PT%, GM FG%, 3PT%, FT%, Dead Ball Rebounds: 3.0

Technical Fouls: NONE

Table with 15 columns: NO., Name, Min, FG, 3P, FT, Rebounds, Fouls, TP, AS, TO, ST, Blocks, +/-

Shooting By Period table with columns: 1st FG%, 3PT%, 2nd FG%, 3PT%, GM FG%, 3PT%, FT%, Dead Ball Rebounds: 1.0

Technical Fouls: McGowens 2nd 0:22

Summary table with columns: Biggest lead, Best Scoring Run, Lead Changes, Times Tied, Time with Lead

NEBRASKA 93, PENN STATE 70

NEBRASKA 78, NO. 23 OHIO STATE 70



Official Basketball Box Score - Final  
**Nebraska at Penn St.**  
02/27/22 Bryce Jordan Center, University Park, Pa.  
2021-22 Men's Basketball

Game Time: 7:00 PM  
Game Duration: 1:48  
Attendance: 8,273

Officials: Larry Scrotto, Steve McMunkins, Donnie Eppley

Record: 8-21 (2-16)

NO.	Name	Min	FG	3P	FT	Rebounds	Fouls	TP	AS	TO	ST	Blocks	+/
			M-A	M-A	M-A	OR DR TOT	PF FD					BS BA	
11	Lat Mayen	25:04	5-8	2-5	1-1	0 2 2	3 3	13	0	2	1	0	23
13	Derrick Walker	27:19	4-6	0-0	2-2	5 2 7	3 3	10	4	1	0	0	23
1	Alonzo Verge Jr.	28:54	6-12	2-2	1-1	0 4 4	1 1	15	5	3	0	1	20
2	Trey McGowens	30:12	4-5	1-1	3-4	1 4 5	3 3	12	4	0	4	0	28
5	Bryce McGowens	30:33	8-13	3-5	6-6	1 5 6	0 3	25	1	2	1	0	33
0	C.J. Wilcher	20:38	3-4	3-3	0-1	0 2 2	1 1	9	0	1	2	0	1
35	Eduardo Andre	12:41	0-1	0-0	2-2	1 3 4	2 1	2	0	3	0	0	0
10	Kobe Webster	15:27	2-3	2-3	1-2	0 0 0	1 1	7	0	2	0	0	2
30	Kesiel Tomnaga	04:06	0-1	0-0	0-0	0 1 1	0 0	0	0	0	0	0	-6
23	Keon Edwards	03:38	0-2	0-1	0-0	1 0 1	0 0	0	0	1	0	0	-5
4	Jackson Cronin	01:28	0-0	0-0	0-0	0 0 0	0 0	0	0	0	0	0	-4
Team						1 1 2	0 0	0	0	0	0	0	
Totals			32:55	13:20	16:19	10 24 34	14 16	93	14	15	8	1	2 23

Shooting By Period

1 <sup>st</sup> FG%	20-33	60.6%
3PT%	7-12	58.3%
FT%	2-2	100%
2 <sup>nd</sup> FG%	12-22	54.5%
3PT%	6-8	75.0%
FT%	14-17	82.4%
GM FG%	32-55	58.2%
3PT%	13-20	65.0%
FT%	16-19	84.2%

Dead Ball Rebounds: 0 1

Technical Fouls: NONE

Penn St. - 70

Record: 12-14 (7-11)

NO.	Name	Min	FG	3P	FT	Rebounds	Fouls	TP	AS	TO	ST	Blocks	+/
			M-A	M-A	M-A	OR DR TOT	PF FD					BS BA	
1	Seth Lundy	26:50	4-11	2-7	2-2	0 4 4	0 3	12	0	2	4	1	-19
21	John Harrar	25:19	4-5	0-0	1-2	4 4 8	3 3	9	1	4	1	0	-16
2	Myles Dread	15:03	2-2	1-1	0-0	0 0 0	1 0	5	1	0	0	0	-18
22	Jalen Pickett	35:31	5-11	1-4	1-2	1 1 2	4 3	12	5	1	1	0	-27
23	Dallion Johnson	26:24	4-10	3-8	0-0	0 3 3	1 0	11	2	2	1	0	-24
3	Sam Sessoms	22:39	5-8	1-1	1-2	0 0 0	1 1	12	3	2	2	0	-14
4	Caleb Dorsey	09:28	0-2	0-1	2-2	1 1 2	2 2	0	1	0	0	0	0
5	Greg Lee	12:06	2-5	1-3	0-0	0 2 2	2 1	5	0	0	0	0	-5
11	Jaham Cornwall	18:59	1-4	0-1	0-0	1 1 1	1 2	2	0	0	0	0	0
14	Jalani White	02:35	0-0	0-0	0-0	0 0 0	1 0	0	0	0	0	0	-2
33	Andy Christos	03:38	0-0	0-0	0-0	0 0 0	0 0	0	0	0	0	0	5
15	Dan Conlan	01:28	0-0	0-0	0-0	0 0 0	0 0	0	0	0	0	0	4
Team						0 1 1	0 0	0	0	0	0	0	
Totals			27:58	9:26	7:10	6 16 22	16 14	70	14	12	10	2	1 -23

Shooting By Period

1 <sup>st</sup> FG%	13-28	46.4%
3PT%	4-12	33.3%
FT%	1-2	50%
2 <sup>nd</sup> FG%	14-30	46.7%
3PT%	5-14	35.7%
FT%	6-8	75%
GM FG%	27-58	46.6%
3PT%	9-26	34.6%
FT%	7-10	70.0%

Dead Ball Rebounds: 3 0

Technical Fouls: NONE

	NEB	PSU
Biggest lead	32 (2 <sup>nd</sup> 6:55)	3 (1 <sup>st</sup> 17:13)
Best Scoring Run	11 (1 <sup>st</sup> 13:38)	7 (2 <sup>nd</sup> 0:18)
Lead Changes	2	
Times Tied	3	
Time with Lead	36:39	01:41

Points from	NEB	PSU
Turnovers	15	14
Paint	28	30
Second Chance	14	3
Fast Breaks	13	8
Bench	18	21

Period by Period Scoring	1st	2nd	TOT
NEB	49	44	93
PSU	31	39	70



Official Basketball Box Score - Final  
**Nebraska at Ohio State**  
03/01/22 Value City Arena, Columbus, Ohio  
2021-22 Men's Basketball

Game Time: 7:01 PM  
Game Duration: 2:08  
Attendance: 12,268

Officials: DJ Carstensen, Bo Boroski, Brian McNut

Record: 9-21 (3-16)

NO.	Name	Min	FG	3P	FT	Rebounds	Fouls	TP	AS	TO	ST	Blocks	+/
			M-A	M-A	M-A	OR DR TOT	PF FD					BS BA	
11	Lat Mayen	25:36	1-4	1-4	3-4	0 2 2	3 2	6	0	0	0	1	4
13	Derrick Walker	13:26	2-2	0-0	0-0	1 4 5	4 1	4	0	0	0	0	7
1	Alonzo Verge Jr.	34:48	5-14	1-2	2-2	0 5 5	1 3	13	11	1	0	0	10
2	Trey McGowens	31:55	3-5	1-2	0-0	1 5 6	5 2	7	0	0	4	0	11
5	Bryce McGowens	37:07	8-15	2-7	8-9	0 4 4	1 8	26	0	2	0	0	12
0	C.J. Wilcher	32:50	6-11	3-5	0-0	1 1 2	2 0	15	0	1	1	0	1
10	Kobe Webster	15:22	1-3	1-3	2-2	0 1 1	1 1	5	1	0	0	0	-5
35	Eduardo Andre	08:56	1-1	0-0	0-0	1 2 3	3 0	2	0	0	0	0	0
Team						0 0 0	0 0	0	0	0	0	0	
Totals			27:55	9:23	15:18	4 24 28	20 17	78	12	4	5	1 7 8	

Technical Fouls: NONE

Ohio State - 70

Record: 18-9 (11-7)

NO.	Name	Min	FG	3P	FT	Rebounds	Fouls	TP	AS	TO	ST	Blocks	+/
			M-A	M-A	M-A	OR DR TOT	PF FD					BS BA	
25	Kyle Young	08:01	1-3	0-1	0-0	1 1 2	2 1	2	0	1	0	1	0 3
32	E.J. Liddell	39:22	7-17	2-6	11-13	5 9 14	3 10	27	1	2	1	6	-9
3	Eugene Brown III	25:33	2-5	0-1	2-2	3 1 4	1 1	6	3	0	0	0	-4
22	Malaki Branham	33:21	5-11	2-4	4-6	0 2 2	5 5	16	2	3	0	0	-5
55	Jamar Wheeler	31:18	3-5	0-2	0-0	1 3 4	2 0	6	0	2	0	0	-13
1	Jimmy Sotos	22:48	2-3	2-2	0-0	2 2 2	1 2	8	2	0	1	0	7
10	Justin Atrons	21:19	1-4	1-3	0-0	1 2 3	2 0	0	0	0	0	0	-1
50	Joey Brunk	03:55	0-2	0-0	0-0	0 1 1	1 0	0	0	0	0	0	-10
2	Cedric Russell	09:56	1-5	0-3	0-1	1 1 1	0 1	2	0	0	0	0	-4
0	Meechie Johnson Jr.	02:34	0-2	0-2	0-0	0 0 0	0 0	0	0	0	0	0	-4
42	Harrison Hookin	01:53	0-0	0-0	0-0	0 0 0	0 0	0	0	0	0	0	0
Team						3 3 6	0 0	0	0	0	0	0	
Totals			22:57	7:24	19:24	14 25 39	17 20	70	10	8	2	7 1 -8	

Technical Fouls: NONE

	NEB	OSU
Biggest lead	11 (2 <sup>nd</sup> 9:33)	7 (1 <sup>st</sup> 9:28)
Best Scoring Run	8 (1 <sup>st</sup> 4:34)	7 (1 <sup>st</sup> 12:26)
Lead Changes	3	
Times Tied	4	
Time with Lead	28:52	08:28

Points from	NEB	OSU
Turnovers	8	7
Paint	30	24
Second Chance	4	17
Fast Breaks	10	1
Bench	22	13

Period by Period Scoring	1st	2nd	TOT
NEB	43	35	78
OSU	39	31	70



## 2021-22 Nebraska Men's Basketball Combined Team Statistics All games

### Game Records

Record	Overall	Home	Away	Neutral
ALL GAMES	9-21	7-12	2-8	0-1
CONFERENCE	3-16	1-9	2-7	0-0
NON-CONFERENCE	6-5	6-3	0-1	0-1

### Score by Periods

Team	1st	2nd	OT	TOT
Nebraska	1040	1125	37	2202
Opponents	1113	1207	49	2369

### Team Box Score

No.	Player				Total		3-Point		F-Throw		Rebounds											
		GP-GS	MIN	AVG	FG-FGA	FG%	3FG-3FGA	3FG%	FT-FTA	FT%	OFF	DEF	TOT	AVG	PF	DQ	A	TO	BLK	STL	PTS	AVG
5	MCGOWENS, Bryce	30-30	999:19	33.3	158-387	.408	40-143	.280	160-191	.838	21	137	158	5.3	61	1	43	63	10	21	516	17.2
1	VERGE JR., Alonzo	29-29	811:17	28.0	150-337	.445	16-49	.327	85-111	.766	14	114	128	4.4	56	2	154	96	7	44	401	13.8
13	WALKER, Derrick	30-30	775:39	25.9	118-173	.682	0-1	.000	36-51	.706	62	117	179	6.0	86	3	43	50	27	22	272	9.1
0	WILCHER, C.J.	30-1	742:01	24.7	88-191	.461	50-122	.410	22-34	.647	17	55	72	2.4	36	1	26	30	3	25	248	8.3
2	MCGOWENS, Trey	15-14	403:14	26.9	33-79	.418	7-18	.389	31-53	.585	14	50	64	4.3	42	3	26	24	4	21	104	6.9
10	WEBSTER, Kobe	28-1	553:44	19.8	58-156	.372	31-88	.352	24-36	.667	2	40	42	1.5	34	0	39	27	0	14	171	6.1
11	MAYEN, Lat	29-29	674:20	23.3	60-158	.380	28-92	.304	23-32	.719	17	90	107	3.7	70	1	22	29	10	13	171	5.9
30	TOMINAGA, Keisei	28-11	480:47	17.2	58-151	.384	36-105	.343	13-16	.813	7	36	43	1.5	20	0	17	10	1	23	165	5.9
32	BREIDENBACH, Wilhelm	10-0	157:26	15.7	14-39	.359	3-20	.150	6-12	.500	7	20	27	2.7	33	2	6	7	6	10	37	3.7
35	ANDRE, Eduardo	28-0	323:50	11.6	33-59	.559	0-1	.000	22-42	.524	25	69	94	3.4	63	2	9	33	14	16	88	3.1
14	LAKES, Trevor	8-0	71:25	8.9	4-14	.286	3-13	.231	1-2	.500	1	6	7	0.9	7	0	2	1	1	2	12	1.5
23	EDWARDS, Keon	17-5	106:50	6.3	4-21	.190	1-15	.067	1-2	.500	4	8	12	0.7	12	0	2	4	0	2	10	0.6
4	CRONIN, Jackson	12-0	16:35	1.4	3-5	.600	1-1	1.000	0-2	.000	0	1	1	0.1	0	0	0	0	0	0	7	0.6
15	MCGRAW, Chris	6-0	08:33	1.4	0-0	.000	0-0	.000	0-0	.000	0	0	0	0.0	0	0	1	0	0	0	0	0.0
Team											34	32	66					6				
<b>Total</b>		<b>30</b>	<b>6125</b>		<b>781-1770</b>	<b>.441</b>	<b>216-668</b>	<b>.323</b>	<b>424-584</b>	<b>.726</b>	<b>225</b>	<b>775</b>	<b>1000</b>	<b>33.3</b>	<b>520</b>	<b>15</b>	<b>390</b>	<b>380</b>	<b>83</b>	<b>213</b>	<b>2202</b>	<b>73.4</b>
<b>Opponents</b>		<b>30</b>	<b>6125</b>		<b>852-1903</b>	<b>.448</b>	<b>268-763</b>	<b>.351</b>	<b>397-552</b>	<b>.719</b>	<b>354</b>	<b>857</b>	<b>1211</b>	<b>40.4</b>	<b>547</b>	<b>13</b>	<b>430</b>	<b>406</b>	<b>112</b>	<b>217</b>	<b>2369</b>	<b>79.0</b>

### Team Statistics

	NEBR	OPP
<b>Scoring</b>	<b>2202</b>	<b>2369</b>
Points per game	73.4	79.0
Scoring margin	-5.6	-
<b>Field goals-att</b>	<b>781-1770</b>	<b>852-1903</b>
Field goal pct	.441	.448
<b>3 point fg-att</b>	<b>216-668</b>	<b>268-763</b>
3-point FG pct	.323	.351
3-pt FG made per game	7.2	8.9
<b>Free throws-att</b>	<b>424-584</b>	<b>397-552</b>
Free throw pct	.726	.719
F-Throws made per game	14.1	13.2
<b>Rebounds</b>	<b>1000</b>	<b>1211</b>
Rebounds per game	33.3	40.4
Rebounding margin	-7.0	-
<b>Assists</b>	<b>390</b>	<b>430</b>
Assists per game	13.0	14.3
<b>Turnovers</b>	<b>380</b>	<b>406</b>
Turnovers per game	12.7	13.5
Turnover margin	+0.9	-
Assist/turnover ratio	1.0	1.1
<b>Steals</b>	<b>213</b>	<b>217</b>
Steals per game	7.1	7.2
<b>Blocks</b>	<b>83</b>	<b>112</b>
Blocks per game	2.8	3.7
<b>Winning streak</b>	<b>2</b>	<b>-</b>
Home win streak	0	-
<b>Attendance</b>	<b>290371</b>	<b>113486</b>
Home games-Avg/Game	19-15283	10-11349
Neutral site-Avg/Game	-	1-8557

### Team Results

Date	Opponent		Score	Att.
11/09/2021	Western Ill.	L	74-75	15312
11/12/2021	Sam Houston	W	74-65	15474
11/16/2021	Creighton	L	69-77	15939
11/19/2021	Idaho St.	W	78-60	15274
11/21/2021	Southern U.	W	82-59	15255
11/23/2021	Tennessee St.	W	79-73	15236
11/27/2021	South Dakota	W	83-70	15685
12/01/2021	at NC State	Lot4	100-104	11562
12/04/2021	at Indiana	L	55-68	17222
12/07/2021	Michigan	L	67-102	15426
12/11/2021	vs Auburn	L	68-99	8557
12/19/2021	Kansas St.	L	58-67	15043
12/22/2021	Kennesaw St.	W	88-74	14519
01/02/2022	Ohio St.	Lot	79-87	14478
01/05/2022	at Michigan St.	L	67-79	14797
01/08/2022	at Rutgers	L	65-93	8000
01/11/2022	Illinois	L	71-81	14069
01/14/2022	at Purdue	L	65-92	14804
01/17/2022	Indiana	L	71-78	15290
01/27/2022	Wisconsin	L	65-73	15385
01/29/2022	Rutgers	L	61-63	15671
02/01/2022	at Michigan	L	79-85	9301
02/05/2022	Northwestern	L	63-87	15609
02/09/2022	Minnesota	W	78-65	15303
02/13/2022	at Iowa	L	75-98	13772
02/18/2022	Maryland	L	74-90	15443
02/22/2022	at Northwestern	L	65-77	3487
02/25/2022	Iowa	L	78-88	15960
02/27/2022	at Penn St.	W	93-70	8273
03/01/2022	at Ohio St.	W	78-70	12268





## 2021-22 Nebraska Men's Basketball Combined Team Statistics In Conference games

### Game Records

Record	Overall	Home	Away	Neutral
ALL GAMES	3-16	1-9	2-7	0-0
CONFERENCE	3-16	1-9	2-7	0-0
NON-CONFERENCE	0-0	0-0	0-0	0-0

### Score by Periods

Team	1st	2nd	OT	TOT
Nebraska	645	697	7	1349
Opponents	729	802	15	1546

### Team Box Score

No.	Player	Total			3-Point		F-Throw		Rebounds				PF DQ A TO BLK STL PTS AVG									
		GP-GS	MIN	AVG	FG-FGA	FG%	3FG-3FGA	3FG%	FT-FTA	FT%	OFF	DEF	TOT	AVG	PF	DQ	A	TO	BLK	STL	PTS	AVG
5	MCGOWENS, Bryce	19-19	626:30	33.0	100-253	.395	26-90	.289	103-120	.858	13	79	92	4.8	33	0	24	42	3	13	329	17.3
1	VERGE JR., Alonzo	18-18	482:06	26.8	88-197	.447	11-29	.379	47-59	.797	8	58	66	3.7	36	1	83	55	3	23	234	13.0
13	WALKER, Derrick	19-19	480:27	25.3	74-117	.632	0-0	.000	16-24	.667	39	65	104	5.5	59	3	27	29	10	14	164	8.6
0	WILCHER, C.J.	19-0	460:37	24.2	56-122	.459	32-74	.432	13-20	.650	8	31	39	2.1	18	0	13	17	1	14	157	8.3
2	MCGOWENS, Trey	12-11	334:59	27.9	28-66	.424	7-18	.389	22-39	.564	11	38	49	4.1	37	3	22	19	2	17	85	7.1
11	MAYEN, Lat	19-19	471:28	24.8	44-109	.404	19-57	.333	15-22	.682	12	62	74	3.9	49	1	13	18	7	8	122	6.4
10	WEBSTER, Kobe	19-1	365:54	19.3	37-104	.356	22-63	.349	13-21	.619	1	29	30	1.6	21	0	25	22	0	8	109	5.7
32	BREIDENBACH, Wilhelm	2-0	31:09	15.6	4-10	.400	0-3	.000	1-1	1.000	3	5	8	4.0	5	0	0	1	1	2	9	4.5
30	TOMINAGA, Keisei	17-8	256:51	15.1	25-70	.357	15-48	.313	5-6	.833	5	23	28	1.6	12	0	12	5	1	8	70	4.1
35	ANDRE, Eduardo	19-0	229:06	12.1	23-37	.622	0-0	.000	12-25	.480	15	50	65	3.4	46	2	7	22	13	13	58	3.1
4	CRONIN, Jackson	7-0	09:57	1.4	3-4	.750	1-1	1.000	0-2	.000	0	0	0	0.0	0	0	0	0	0	0	7	1.0
23	EDWARDS, Keon	8-0	38:32	4.8	2-8	.250	1-4	.250	0-0	.000	1	2	3	0.4	5	0	0	2	0	0	5	0.6
15	MCGRAW, Chris	1-0	03:18	3.3	0-0	.000	0-0	.000	0-0	.000	0	0	0	0.0	0	0	1	0	0	0	0	0.0
14	LAKES, Trevor	3-0	34:07	11.4	0-3	.000	0-3	.000	0-0	.000	1	3	4	1.3	3	0	1	1	1	1	0	0.0
Team											23	14	37				4					
<b>Total</b>		<b>19</b>	<b>3825</b>		<b>484-1100</b>	<b>.440</b>	<b>134-390</b>	<b>.344</b>	<b>247-339</b>	<b>.729</b>	<b>140</b>	<b>459</b>	<b>599</b>	<b>31.5</b>	<b>324</b>	<b>10</b>	<b>228</b>	<b>237</b>	<b>42</b>	<b>121</b>	<b>1349</b>	<b>71.0</b>
<b>Opponents</b>		<b>19</b>	<b>3825</b>		<b>556-1175</b>	<b>.473</b>	<b>164-443</b>	<b>.370</b>	<b>270-356</b>	<b>.758</b>	<b>201</b>	<b>528</b>	<b>729</b>	<b>38.4</b>	<b>324</b>	<b>3</b>	<b>281</b>	<b>224</b>	<b>80</b>	<b>139</b>	<b>1546</b>	<b>81.4</b>

### Team Statistics

	NEBR	OPP
<b>Scoring</b>	<b>1349</b>	<b>1546</b>
Points per game	71.0	81.4
Scoring margin	-10.4	-
<b>Field goals-att</b>	<b>484-1100</b>	<b>556-1175</b>
Field goal pct	.440	.473
<b>3 point fg-att</b>	<b>134-390</b>	<b>164-443</b>
3-point FG pct	.344	.370
3-pt FG made per game	7.1	8.6
<b>Free throws-att</b>	<b>247-339</b>	<b>270-356</b>
Free throw pct	.729	.758
F-Throws made per game	13.0	14.2
<b>Rebounds</b>	<b>599</b>	<b>729</b>
Rebounds per game	31.5	38.4
Rebounding margin	-6.8	-
<b>Assists</b>	<b>228</b>	<b>281</b>
Assists per game	12.0	14.8
<b>Turnovers</b>	<b>237</b>	<b>224</b>
Turnovers per game	12.5	11.8
Turnover margin	-0.7	-
Assist/turnover ratio	1.0	1.3
<b>Steals</b>	<b>121</b>	<b>139</b>
Steals per game	6.4	7.3
<b>Blocks</b>	<b>42</b>	<b>80</b>
Blocks per game	2.2	4.2
<b>Winning streak</b>	<b>2</b>	<b>-</b>
Home win streak	0	-
<b>Attendance</b>	<b>152634</b>	<b>101924</b>
Home games-Avg/Game	10-15263	9-11325
Neutral site-Avg/Game	-	0-0

### Team Results

Date	Opponent		Score	Att.
12/04/2021	at Indiana	L	55-68	17222
12/07/2021	Michigan	L	67-102	15426
01/02/2022	Ohio St.	Lot	79-87	14478
01/05/2022	at Michigan St.	L	67-79	14797
01/08/2022	at Rutgers	L	65-93	8000
01/11/2022	Illinois	L	71-81	14069
01/14/2022	at Purdue	L	65-92	14804
01/17/2022	Indiana	L	71-78	15290
01/27/2022	Wisconsin	L	65-73	15385
01/29/2022	Rutgers	L	61-63	15671
02/01/2022	at Michigan	L	79-85	9301
02/05/2022	Northwestern	L	63-87	15609
02/09/2022	Minnesota	W	78-65	15303
02/13/2022	at Iowa	L	75-98	13772
02/18/2022	Maryland	L	74-90	15443
02/22/2022	at Northwestern	L	65-77	3487
02/25/2022	Iowa	L	78-88	15960
02/27/2022	at Penn St.	W	93-70	8273
03/01/2022	at Ohio St.	W	78-70	12268