



NEBRASKA BASEBALL

2022 GAME NOTES

- 3 CWS APPEARANCES - 17 NCAA TOURNAMENTS - 12 CONFERENCE TITLES

2022 SCHEDULE

OVERALL: 7-9

BIG TEN: 0-0

Date	Opponent	Time (CT)/Result
Feb. 18	at Sam Houston	L, 8-5
Feb. 19	at Sam Houston (DH 7 INN.)	L, 5-1
Feb. 19	at Sam Houston (DH 9 INN.)	W, 12-9
Feb. 20	at Sam Houston	L, 6-3
Feb. 25	vs. No. 17 TCU#	L, 4-1
Feb. 26	vs. No. 17 TCU#	L, 8-3
Feb. 27	vs. No. 17 TCU#	L, 5-3
March 4	vs. Northwestern State&	W, 2-0
March 4	at UT Arlington	L, 4-3
March 5	vs. Northwestern State&	W, 6-0
March 5	at UT Arlington	W, 8-2
March 9	at Kansas State	L, 6-4
March 13	at Omaha	L, 4-3
March 14	Omaha	W, 6-5
March 15	New Mexico State	W, 12-6
March 16	New Mexico State	W, 6-5
March 18	Texas A&M-Corpus Christi	6:35 PM
March 19	Texas A&M-Corpus Christi	2:05 PM
March 20	Texas A&M-Corpus Christi	12:05 PM
March 23	South Dakota State	6:35 PM
March 25	Michigan*	7:30 PM
March 26	Michigan*	2:05 PM
March 27	Michigan*	11 AM
March 29	at Creighton	6:30 PM
April 1	at Ohio State*	5:05 PM
April 2	at Ohio State*	2:05 PM
April 3	at Ohio State*	12:05 PM
April 6	at Omaha	6 PM
April 8	Rutgers*	6:35 PM
April 9	Rutgers*	3:15 PM
April 10	Rutgers*	12:05 PM
April 12	Creighton	6:35 PM
April 14	BYU	6:35 PM
April 15	BYU (DH)	2 PM
April 15	BYU (DH)	5:30 PM
April 16	BYU	11:05 AM
April 20	North Dakota State	6:35 PM
April 22	at Indiana*	6 PM
April 23	at Indiana*	1 PM
April 24	at Indiana*	11 AM
April 26	Kansas State	6:35 PM
April 27	Omaha	6:35 PM
April 29	Iowa*	7 PM
April 30	Iowa*	2:05 PM
May 1	Iowa*	12:05 PM
May 6	at Minnesota*	6 PM
May 7	at Minnesota*	2 PM
May 8	at Minnesota*	1 PM
May 13	at Illinois*	6 PM
May 14	at Illinois*	3 PM
May 15	at Illinois*	2 PM
May 17	Oral Roberts	6:35 PM
May 19	Michigan State*	6:35 PM
May 20	Michigan State*	6:35 PM
May 21	Michigan State*	12:05 PM
May 25-29	Big Ten Tournament	TBD

Home games in **BOLD** • * - Denotes Big Ten Game
- Played at Globe Life Field • & - Played at UT
Arlington

NEBRASKA (7-9) VS. TEXAS A&M-CORPUS CHRISTI (10-9)

MARCH 18-20, 2022

HAWKS FIELD • LINCOLN, NEB.

	Friday, March 18 • 6:35 p.m. (CT) Online Stream: BIG+ Radio: Huskers Radio Network Kyle Perry (0-2) vs. Tyler Miller (0-0)	
	Saturday, March 19 • 2:05 p.m. (CT) Online Stream: BIG+ Radio: Huskers Radio Network Shay Schanaman (1-2) vs. Hayden Thomas (2-1)	
	Sunday, March 20 • 12:05 p.m. (CT) Online Stream: BIG+ Radio: Huskers Radio Network TBD vs. Leo Perez (1-1)	

PROBABLE LINEUP

POSITION PLAYERS

Pos.	#	Player	GP-GS	AVG	R	H	2B	3B	HR	RBI	SB-ATT	OPS
C	16	Griffin Everitt	16-16	.311	11	19	2	0	4	13	1-2	.918
1B	4	Max Anderson	16-16	.288	11	19	3	2	0	6	1-2	.723
2B	14	Brice Matthews	15-15	.275	12	14	4	0	1	7	7-7	.762
3B	9	Efry Cervantes	11-11	.200	4	7	1	0	1	5	0-0	.551
SS	20	Core Jackson	12-9	.188	5	6	3	1	1	7	0-0	.620
LF	10	Leighton Banjoff	16-14	.216	5	11	3	0	0	3	3-3	.614
CF	13	Cam Chick	13-11	.158	3	6	0	0	2	6	1-2	.583
RF	18	Garrett Anglim	12-8	.355	2	11	2	2	0	3	1-2	.942
DH	1	Luke Jessen	13-11	.317	8	13	1	0	0	3	0-2	.758

STARTING PITCHERS

R/L	#	Player	ERA	W-L	App.	GS	IP	R	ER	BB	SO
LHP	19	Kyle Perry	5.79	0-2	4	3	14.0	9	9	9	17
RHP	8	Shay Schanaman	3.10	1-2	4	4	20.1	9	7	10	22
---	---	TBD	---	---	-	-	---	-	-	-	---

Nebraska continues its 10-game stretch at home, welcoming Texas A&M-Corpus Christi for a three-game series on Friday-Sunday, March 18-20 at Hawks Field.

First pitch on Friday is scheduled for 6:35 p.m., followed by a 2:05 p.m. start on Saturday and a 12:05 p.m. first pitch on Sunday.

All three games of this weekend's games will be broadcast live on B1G+. Fans can also listen to Greg Sharpe and Ben McLaughlin call all of the action this weekend on the Huskers Radio Network. This weekend's games will be carried on KLIN (1400 AM) in Lincoln and KXSP (590 AM) in Omaha. Every game this season can be heard for free on Huskers.com and the Official Nebraska Huskers App for both iOS and Android devices.

Last Time Out

Nebraska swept a two-game midweek series vs. New Mexico State this week. The Huskers jumped out to a 6-0 lead in the second on Tuesday while posting a 12-6 win over the Aggies. Dawson McCarville tossed six one-hit innings, while garnering a career-high 10 strikeouts. NMSU held a 5-2 lead after seven innings before the Huskers climbed back with two runs in the eighth and ninth innings. The Huskers had a 6-5 win on Wednesday after a walk-off RBI single by Efry Cervantes in the bottom of the ninth.

2022 NEBRASKA BASEBALL ROSTER

ALPHABETICAL ROSTER

No.	Player	Letters	Pos.
4	Anderson, Max	*	INF
18	Anglim, Garrett		OF
10	Banjoff, Leighton	**	INF/OF
37	Benson, Chandler		LHP
48	Bradford, Ethan	**	LHP
12	Bragg, Braxton	**	RHP
33	Brockett, Jackson		LHP
27	Bunz, Jake	*	LHP
5	Caron, Josh		C/INF
9	Cervantes, Efray	*	INF
13	Chick, Cam	***	INF
25	Christo, Drew		RHP
16	Everitt, Griffin	*	C
40	Feekin, Caleb	**	LHP
28	Frank, Koty	*	RHP
34	Gomes, Colby	**	INF/RHP
45	Guthmiller, Matthew		INF/OF
39	Hawkins, Corbin		RHP
32	Hood, CJ		RHP
20	Jackson, Core		INF
43	Jelkin, Jaxon		RHP
1	Jessen, Luke		RHP
41	Martin, Tyler	***	LHP
36	Mason, Quinn	**	RHP
14	Matthews, Brice	*	INF
49	McCarville, Dawson		RHP
38	Olson, Emmett	*	LHP
51	Ornelas, Mason		RHP
17	Palmer, Tyler		OF
19	Perry, Kyle	***	LHP
3	Petersen, Max		INF
21	Sartori, Luke	*	OF
8	Schanaman, Shay	***	RHP
11	Steil, Jack	*	INF
44	Swansen, Gabe		INF
30	Walsh, Will		INF/LHP
26	Wessel, Drew		C
47	Wimmers, Nick		C

*-Letters Earned

PRONUNCIATIONS

Player	Pronunciation
Garrett Anglim	Ang-lum
Efray Cervantes	Ee-fry Sir-vaughn-tess
Josh Caron	Care-n
Koty Frank	Cody
Colby Gomes	Gome-EZ
Lance Harvell	Har-VELL
Core Jackson	Cor
Danny Marcuzzo	Mar-coo-zo
Mason Ornelas	Or-nel-us
Luke Sartori	Sar-tori
Shay Schanaman	Shann-uh-man
Bryce Siecko	See-ko
Jack Steil	Style

NUMERICAL ROSTER

No.	Player	Yr.	Pos.	Ht.	Wt.	B/T	Hometown / Previous School(s)
1	Luke Jessen	Fr.	OF	5-9	170	L/L	Elkhorn, Neb. / Elkhorn South
3	Max Petersen	Fr.	INF	6-1	180	L/R	Lincoln, Neb. / Southwest
4	Max Anderson	So.	INF	6-0	195	R/R	Omaha, Neb. / Millard West
5	Josh Caron	Fr.	C/INF	6-0	215	R/R	Sun Prairie, Wis. / Sun Prairie
8	Shay Schanaman	Sr.	RHP	6-0	195	R/R	Grand Island, Neb. / Grand Island
9	Efray Cervantes	Sr.	INF	6-1	185	R/R	Tucson, Ariz. / Salpointe Catholic/ South Mountain CC
10	Leighton Banjoff	Jr.	INF/OF	6-1	200	R/R	Sheffield Village, Ohio / Elyria Catholic
11	Jack Steil	So.	INF	6-2	215	R/R	Cold Spring, Minn. / Rocori
12	Braxton Bragg	Jr.	RHP	6-2	200	R/R	Kansas City, Mo. / Liberty
13	Cam Chick	Sr.	INF/OF	5-9	175	S/R	Columbia, Mo. / Hickman
14	Brice Matthews	So.	INF	6-0	175	R/R	Humble, Texas / Atascocita
16	Griffin Everitt	Sr.	C	6-0	210	R/R	Lincoln, Neb. / Southwest/Kansas City CC
17	Tyler Palmer	RFr.	OF	6-1	175	R/R	Columbus, Neb. / Scotus Central Catholic
18	Garrett Anglim	RFr.	OF	6-0	190	R/R	La Vista, Neb. / Papillion-La Vista
19	Kyle Perry	Sr.	LHP	6-0	190	L/L	Omaha, Neb. / Millard South
20	Core Jackson	Fr.	INF	6-0	185	L/R	Wyoming, Ontario / Central Collegiate
21	Luke Sartori	Jr.	OF	6-0	190	R/R	Lincoln, Neb. / Southwest/Hutchinson CC
25	Drew Christo	Fr.	RHP	6-4	230	L/R	Elkhorn, Neb. / Elkhorn
26	Drew Wessel	RFr.	C	6-0	180	R/R	Omaha, Neb. / Millard South
27	Jake Bunz	Sr.	LHP	6-5	240	L/L	Elkhorn, Neb. / Elkhorn South/Hutchinson CC
28	Koty Frank	Sr.	RHP	6-2	210	R/R	Tushka, Okla. / Tushka/Eastern Oklahoma State CC
30	Will Walsh	RFr.	INF/LHP	6-4	230	R/L	Leawood, Kan. / Rockhurst
32	CJ Hood	Fr.	RHP	6-4	195	R/R	Hickman, Neb. / Norris
33	Jackson Brockett	Fr.	LHP	6-1	190	L/L	Omaha, Neb. / Elkhorn South/Buford (Ga.)
34	Colby Gomes	Jr.	RHP	6-5	225	R/R	Omaha, Neb. / Millard West
36	Quinn Mason	Jr.	RHP	6-3	220	R/R	Gretna, Neb. / Gretna
37	Chandler Benson	Fr.	LHP	5-11	160	L/L	Frisco, Texas / Liberty
38	Emmett Olson	So.	LHP	6-4	230	L/L	Des Plaines, Ill. / Maine West
39	Corbin Hawkins	Fr.	RHP	6-2	200	R/R	Omaha, Neb. / Millard West
40	Caleb Feekin	Jr.	LHP	6-3	200	L/L	Papillion, Neb. / Papillion-La Vista
41	Tyler Martin	Sr.	LHP	6-2	185	L/L	Webb City, Mo. / Webb City
43	Jaxon Jelkin	Fr.	RHP	6-4	180	R/R	Bellevue, Neb. / Bellevue West
44	Gabe Swansen	Fr.	INF	5-11	190	R/R	Johnston, Iowa / Johnston
45	Matthew Guthmiller	Fr.	INF/OF	6-1	190	L/L	Omaha, Neb. / Millard South
47	Nick Wimmers	Jr.	C	6-3	205	S/R	Oregonia, Ohio / Norfolk State / Eastern Oklahoma State College
48	Ethan Bradford	Jr.	LHP	6-3	195	L/L	Lawrence, Kan. / Free State
49	Dawson McCarville	Sr.	RHP	6-3	215	R/R	Glendale, Ariz. / Sandra Day O'Connor/Grand Canyon
51	Mason Ornelas	Jr.	RHP	6-0	210	R/R	Fort Worth, Texas / L.D. Bell/Texas A&M

COACHING AND SUPPORT STAFF

- 7 Will Bolt, Head Coach (3rd Season)
- 22 Lance Harvell, Assistant Coach/Recruiting Coordinator (3rd season) - Third Base Coach
- 35 Jeff Christy, Assistant Coach (3rd season) - Pitching Coach
- 6 Danny Marcuzzo, Volunteer Assistant Coach (3rd season) - First Base Coach
- Gunner Hellstrom, Student Assistant
- Bryce Siecko, Strength Coach
- Curtis Ledbetter, Director of Operations
- Rob Childress, Director of Player Development
- Renee Brinkmann, Baseball Office Manager
- Jerry Weber, Athletic Trainer
- Nate Welker, Graduate Assistant Athletic Trainer
- Reid Hubert, Senior Student Athletic Trainer
- Alejandro Morales, Student Manager
- Alex Burbidge, Student Manager
- Kinley Hansen, Student Manager
- Kooper Jelinek, Student Manager
- Mitchell Ornelas, Student Manager
- Carter Owens, Student Manager
- Andrew Stubblefield, Student Manager
- Abel Yolich, Student Manager

2022 NEBRASKA BASEBALL PHOTO ROSTER



#1 Luke Jessen
Fr. • OF



#3 Max Petersen
Fr. • INF




#4 Max Anderson
So. • INF



#5 Josh Caron
Fr. • INF/C



#8 Shay Schanaman
Sr. • RHP



#9 Efray Cervantes
Sr. • INF



#10 Leighton Banjoff
Jr. • INF/OF



#11 Jack Steil
So. • INF



#12 Braxton Bragg
Jr. • RHP



#13 Cam Chick
Sr. • INF/OF



#14 Brice Matthews
So. • INF



#16 Griffin Everitt
Sr. • C



#17 Tyler Palmer
RFr. • OF




#18 Garrett Anglim
RFr. • OF



#19 Kyle Perry
Sr. • LHP



#20 Core Jackson
Fr. • INF



#21 Luke Sartori
Jr. • OF




#25 Drew Christo
Fr. • RHP



#26 Drew Wessel
RFr. • C



#27 Jake Bunz
Sr. • LHP



#28 Koty Frank
Sr. • RHP



#30 Will Walsh
RFr. • INF/LHP



#32 CJ Hood
Fr. • RHP



#33 Jackson Brackett
Fr. • LHP



#34 Colby Gomes
Jr. • RHP/1B



#36 Quinn Mason
Jr. • RHP




#37 Chandler Benson
Fr. • LHP



#38 Emmett Olson
So. • LHP



#39 Corbin Hawkins
Fr. • RHP



#40 Caleb Feekin
Jr. • LHP



#41 Tyler Martin
Sr. • LHP



#43 Jaxon Jelkin
Fr. • RHP



#44 Gabe Swansen
Fr. • INF



#45 Matt Guthmiller
Fr. • INF/OF




#47 Nick Wimmers
Jr. • C



#48 Ethan Bradford
Jr. • LHP



#49 Dawson McCarville
Sr. • RHP



#51 Mason Ornelas
Jr. • RHP

QUICK FACTS

UNIVERSITY OF NEBRASKA INFORMATION

Location Lincoln, Neb.
 Population 291,082
 Enrollment 24,431
 Founded 1869
 Nickname Cornhuskers, Huskers
 Colors Scarlet and Cream
 Affiliation NCAA Division I
 Conference Big Ten
 President Walter "Ted" Carter Jr.
 Chancellor Ronnie D. Green
 Athletic Director Trev Alberts

2022 TEAM INFORMATION

Letterwinners Returning/Lost 18/12
 Position Starters Returning/Lost 4/5
 Pitchers Returning/Lost 10/8
 Newcomers 15 (12 Freshmen)
 Head Coach Will Bolt (3rd season)
 Overall Record 48-31 (.608)
 Big Ten Record 31-12 (.721)
 Assistant Coach Lance Harvell
 Assistant Coach Jeff Christy
 Volunteer Assistant Danny Marcuzzo
 Facility .. Hawks Field at Haymarket Park (8,486)

NEBRASKA BASEBALL HISTORY

Season of Nebraska Baseball in 2021 116th
 First Season of Nebraska Baseball 1889
 All-Time Record 2,275-1,657-17 (.578)
 All-Time Conference Record ... 884-826-2 (.517)
 All-Time NCAA Tournament Record ... 36-35 (.507)
 Conference Regular Season Titles 8
 Conference Tournament Titles 4
 NCAA Tournament Appearances 17
 Super Regionals Appearances 4
 College World Series Appearances 3
 All-America Certificates 105
 First-Team All-America Certificates 48
 Freshman All-America Certificates 36
 CoSIDA Academic All-Americans 21
 All-Big Ten Selections (Since 2012) 42
 Perfect Games Thrown 2 (1954, 1980)
 No-Hitters Thrown ... 7 (3 Individual, 4 Combined)
 Huskers Who Have Played in the MLB 37

2022 SEASON INFORMATION

Overall Record 7-9
 Home Record 3-0
 Away Record 2-6
 Neutral Record 2-3

COMMUNICATIONS INFORMATION

Baseball Contact Jared Meister
 Email jmeister@huskers.com
 Phone 402-472-7781
 Fax 402-472-2005
 Ticket Office ... 1-800-8 BIG RED or 402-472-3111
 Ticket Website Huskers.com/Tickets
 Baseball Press Box Phone 402-434-6861
 Home Radio Phone 402-434-6876
 Visiting Radio Phone 402-434-6877
 Radio Huskers Radio Network

SOCIAL MEDIA

Twitter @Husker_Baseball
 Facebook NebraskaBaseball
 Instagram @Husker_Baseball
 Website Huskers.com/Baseball

2022 BIG TEN STANDINGS

THROUGH MARCH 16

Team	Big Ten	Pct.	Overall	Pct.
Purdue	0-0	.000	15-0	1.000
Maryland	0-0	.000	13-3	.812
Rutgers	0-0	.000	12-3	.800
Michigan State	0-0	.000	7-6	.538
Iowa	0-0	.000	8-7	.533
Michigan	0-0	.000	8-8	.500
Nebraska	0-0	.000	7-9	.438
Indiana	0-0	.000	7-9	.438
Illinois	0-0	.000	6-8	.429
Ohio State	0-0	.000	5-8	.385
Penn State	0-0	.000	4-8	.333
Minnesota	0-0	.000	5-12	.294
Northwestern	0-0	.000	4-10	.286

2022 PRESEASON COACHES POLL

1. Nebraska
2. Michigan
3. Iowa
4. Maryland
5. Ohio State
6. Indiana

NEBRASKA'S 2022 RECORD...

Category Record

Monday	1-0
Tuesday	1-0
Wednesday	1-1
Thursday	0-0
Friday	1-3
Saturday	3-2
Sunday	0-3
February	1-6
March	6-3
April	0-0
May	0-0

2022 HONORS & AWARDS

MAX ANDERSON

» Big Ten Preseason Honors List (Feb. 17)

KYLE PERRY

» Big Ten Preseason Honors List (Feb. 17)

SHAY SCHANAMAN

» Big Ten Preseason Honors List (Feb. 17)

» Big Ten Pitcher of the Week (March 9)

HEAD COACH WILL BOLT



3RD SEASON

**OVERALL RECORD:
48-31**

**BIG TEN RECORD:
31-12**

YEAR-BY-YEAR

Year	Overall	Pct.	Big Ten	Pct.
2020	7-8	.467	0-0	.000
2021	34-14	.708	31-12	.721
2022	7-9	.438	0-0	.000
Total	48-31	.608	31-12	.721

COACHING EXPERIENCE

NEBRASKA

Head Coach
 » 3rd season in 2022

TEXAS A&M

Assistant Coach
 » 5 seasons (2015-19)

NEBRASKA

Associate Head Coach
 » 3 seasons (2012-14)

TEXARKANA COLLEGE

Head Coach
 » 4 seasons (2008-11)

TEXAS A&M

Volunteer Assistant Coach
 » 2 seasons (2006-07)

NEBRASKA

Volunteer Assistant Coach
 » 1 season (2005)

PARKVILLE SLUGGERS (M.I.N.K. LEAGUE)

Head Coach
 » 2004

COLUMBIA ANGELS H.S. SELECT TEAM

Assistant Coach
 » 2003

HONORS

NEBRASKA

» 2021 Big Ten Coach of the Year

NCAA TOURNAMENT

NEBRASKA

» 2005 College World Series
 » 2014 NCAA Regional
 » 2021 NCAA Regional

TEXAS A&M

» 2007 NCAA Super Regional
 » 2015 NCAA Super Regional
 » 2016 NCAA Super Regional
 » 2017 College World Series
 » 2018 NCAA Regional
 » 2019 NCAA Regional

CONFERENCE CHAMPIONSHIPS

NEBRASKA

» 2021 Big Ten Regular Season Champions
 » 2005 Big 12 Regular Season Champions
 » 2005 Big 12 Tournament Champions

TEXAS A&M

» 2007 Big 12 Tournament Champions
 » 2016 SEC Tournament Champions

3/15: Nebraska 12, New Mexico State 6
 3/16: Nebraska 6, New Mexico State 5

Next Up

Nebraska is set for a midweek matchup against South Dakota State on Wednesday, March 23 at Hawks Field. First pitch between the Huskers and Jackrabbits is set for 6:35 p.m.

Scouting the Texas A&M-Corpus Christi Islanders

- Texas A&M Corpus-Christi enters the weekend with a 10-9 record after falling to No. 21 TCU and Tarleton State on Tuesday and Wednesday night on the road.

- Brendan Ryan leads the Islanders at the plate, hitting .384 with seven doubles, a triple, two home runs and 10 RBI on the season. Brandon Petkoff is .318 at the plate with three doubles, two homers and 12 RBI, while Max Puls has two homers and a team-high 16 RBI.

- Tyler Miller is 0-0 on the season in four starts, posting a 5.09 ERA and 24 strikeouts in 17.2 innings. Hayden Thomas has a 2-1 record with a 4.29 ERA and 24 strikeouts in 21 innings in five starts this season. In five starts, Leo Perez is 1-1 and has totaled 16 strikeouts in 20 innings with a 4.95 ERA.

- As a team, the Islanders are hitting .271 with 162 hits, 29 doubles, nine triples, 12 home runs and 112 runs. The Texas A&M-Corpus Christi pitching staff has a team ERA of 4.95, while allowing 108 runs, 88 earned, and striking out 152 strikeouts in 160 innings.

- Head coach Scott Malone is in his 15th season at the helm of the Islander program and holds a career record of 358-403.

The Series

- Nebraska leads the all-time series over Texas A&M-Corpus Christi, 3-0.

- In their last meeting, the Huskers posted a 7-1 win over the Islanders in Corpus Christi on Feb. 25, 2012.

Leading Off

- Garrett Anglim is hitting a team-best .355 at the plate, followed by Colby Gomes (.324) and Luke Jessen (.317).

- Griffin Everitt leads the Huskers with four home runs and 13 RBI this season is tied for second on the team with 11 runs.

- Brice Matthews has a team-high four doubles and 12 runs scored and is a perfect 7-for-7 in stealing bases this season.

- Emmett Olson has made a team-high seven appearances on the mound this season, followed by Tyler Martin and Mason Ornelas with six and five appearances, respectively.

- As a team, Nebraska is hitting .256 with 134 hits, 23 doubles, five triples, 10 homers and 78 runs.

- The Husker pitching staff has a team ERA of 4.10, while allowing 77 runs, 61 earned, and striking out 132 in 134 innings.

Home Sweet Home

- Nebraska is in the middle of a 10-game homestand at Hawks Field after playing three home games earlier this week.

- With the 6-5 walk-off victory against New Mexico State on Wednesday, the Huskers improved to 18-6 in home games under head coach Will Bolt.

- The Big Red went 10-5 last season at Hawks Field after going 5-1 in the 2020 campaign before the season was canceled due to COVID-19.

Schanaman Named Big Ten Pitcher of the Week

- Shay Schanaman was named Big Ten Pitcher of the Week on Wednesday, March 9 after earning his first win of the season in Nebraska's 6-0 victory against Northwestern State on Saturday, March 5.

NEBRASKA IN THE BIG TEN

Year	Overall	Big Ten	Finish	Postseason	
				Big Ten	NCAA
2012	35-23	14-10	4th	1-2	DNQ
2013	29-30	15-9	T-2nd	4-2	DNQ
2014	41-21	18-6	2nd	3-1	1-2
2015	34-23	9-14	8th	0-2	DNQ
2016	37-22	16-8	2nd	0-2	0-2
2017	35-22-1	16-7-1	1st	1-2	0-2
2018	24-28	8-14	10th	DNQ	DNQ
2019	32-24	15-9	T-3rd	3-2	1-2
2020	7-8	* Season cut short due to COVID-19			
2021	34-14	31-12	1st	No Tournament	3-2
2022	7-9	0-0	--	--	--
Total	315-224-1	142-89-1	--	12-13	5-10

- The Grand Island, Neb., native tossed a complete-game three-hit shutout and posted a season-high eight strikeouts with one walk. Schanaman allowed only two NSU baserunners to reach second base and faced 31 batters.

- Schanaman's performance was the first nine-inning complete-game shutout by a Nebraska pitcher since Jake Meyers vs. Western Carolina on March 12, 2017.

- Schanaman is the first Nebraska pitcher to be named Big Ten Pitcher of the Week since Nate Fisher earned the weekly distinction on March 11, 2019.

Gomes Returns to the Bullpen

- Junior Colby Gomes returns to the bullpen for the Huskers after missing all of the 2021 season due to injury.

- Gomes transitioned to a starting role in 2020, posting an 0-1 record with a 6.89 ERA in four starts and 15.2 innings of work on the mound.

- The Omaha native received first-team NCBWA Freshman All-America honors as a relief pitcher after serving as Nebraska's closer in 2019.

- In 19 appearances, Gomes recorded 13 saves, which tied for 11th nationally and fourth in the Big Ten. His 13-save total tied for the third-most in a single season by a Husker pitcher.

Newcomers Receive National Recognition

- The Nebraska baseball team received national recognition for its 2021 recruiting class.

- The Husker 2021 class was ranked No. 21 in the country by Baseball America, marking the second-highest recruiting class ranking in program history.

- The Huskers have been included on the national list three times in school history, joining the 2010 class (23rd) and the 2013 class (11th). NU counts a top-25 class for the first time in Will Bolt's head coaching tenure. Bolt also was the associate head coach on staff in 2013.

- The 2021 class was also ranked 20th nationally by Perfect Game and 36th by Collegiate Baseball. It marks the Huskers' second inclusion in Perfect Games's top 25, joining the 2014 class, which was 25th.

2022 Team Captains

- Cam Chick, Griffin Everitt, Kyle Perry and Shay Schanaman have been selected to serve as team captains for the 2022 season after a vote by the Nebraska baseball players.

NEBRASKA AT HAWKS FIELD

Year	Overall Record	Conference Record
2002	29-5	9-3 #
2003	29-7	12-3 #
2004	19-8	5-7 #
2005	33-4	11-4 #
2006	20-7	9-3 #
2007	14-10	7-5 #
2008	29-5-1	9-2-1 #
2009	16-14	5-10 #
2010	19-7	6-6 #
2011	21-11	7-8 #
2012	20-10	8-4 *
2013	12-7	6-6 *
2014	19-8	9-3 *
2015	21-6	7-5 *
2016	21-6	9-3 *
2017	17-6	8-4 *
2018	13-12	5-6 *
2019	13-6	9-3 *
2020	5-1 -- <i>Season cut short due to COVID-19 --</i>	
2021	10-5	10-5 *
2022	3-0	0-0*
Total	383-145-1	151-90-1

- Big 12 Conference

* - Big Ten Conference

• “These four guys bring their own style of leadership to our team,” said head coach Will Bolt. “As a group, they continue to set the high standards of our program day in and day out. These guys have proven themselves as selfless teammates and consistent hard workers in their time here and are certainly deserving of this honor.”

Huskers Seek Sixth NCAA Tournament Berth since 2014

• The Huskers look to continue their recent trend of qualifying for the NCAA Tournament. NU has made it to the NCAA Regionals in five of the last seven seasons (2014, 2016, 2017, 2019, 2021) (202 not included due to COVID-19).

• Nebraska made its 17th appearance in the NCAA Tournament in 2021, including the 14th in the past 21 seasons.

• The Huskers have advanced to a Super Regional four times since 2000, but haven’t reached the Super Regional round since 2005 when the Huskers made their third trip to the College World Series.

2021 Big Ten Champions

• Nebraska secured the 2021 Big Ten regular-season title after a 4-0 weekend in the Bloomington Pod with one week left in the regular season. The Huskers capture the title with a 9-0 victory over Ohio State on Sunday.

• After joining the Big Ten for the 2012 season, the Huskers have now won a pair of Big Ten titles, as they also won the 2017 regular-season crown.

• After winning four conference titles as a player at Nebraska, head coach Will Bolt secured his first conference title as a head coach in Lincoln in just his second season at the helm of the Husker baseball program.

• In program history, Nebraska now has eight conference regular-season titles and four conference tournament titles.

• The Huskers were not picked in the top six of the preseason coaches’ poll.

Three Huskers Taken in 2021 MLB Draft

• The Huskers have had at least three players picked in the MLB Draft nine times since 2010 after Cade Povich, Spencer Schwellenbach and Cam Wynne had their names called in the 2021 MLB Draft.

• Povich and Schwellenbach were the first Husker teammates to be taken in the first three rounds of the MLB Draft since 2005 when Alex Gordon was the No. 2 overall pick by Kansas City and Brian Duensing was selected in the third round by Minnesota.

• Schwellenbach heard his name called in the second round when he was taken 59th overall by the Atlanta Braves. The Big Ten Player of the Year and 2021 John Olerud Two-Way Player of the Player of the Year joins the Braves Organization after hitting .284 with six homers and 40 RBI and shortstop, while also going 3-1 with 10 saves and a 0.57 ERA in 31.2 innings of work for the Big Red last season.

• Povich was the second Husker baseball player to be taken, as he was the 98th overall pick by the Minnesota Twins in the third round. A 2021 first-team All-Big Ten selection, Povich anchored the NU pitching staff in 2021 with a 6-1 record, 3.11 ERA and 88 strikeouts to 22 walks over 15 starts.

• Wynne was taken by the Philadelphia Phillies in the 20th round of the MLB Draft. The Lincoln native was an integral arm out of the bullpen for Nebraska, making 17 relief appearances with a 3.12 ERA and 19 strikeouts over 17.1 innings. Wynne limited opposing hitters to a .113 average at the plate.

Rob Childress Returns to NU Staff

• Head coach Will Bolt added Rob Childress to the NU staff as Director of Player Development for the Husker baseball program last summer.

• A veteran of college baseball with 30 years of coaching experience, Childress is no stranger to Lincoln, as he served as an assistant coach at Nebraska from 1998 to 2002 and as associate head coach from 2003 to 2005. In his new role with the Huskers, Childress oversees the personal and athletic development of each individual Nebraska baseball student-athlete.

• Childress returned to Haymarket Park after spending the last 16 seasons as the head coach at Texas A&M. He led the Aggies to the NCAA Tournament a school-record 13 consecutive times (2007-19), including six regional titles and a pair of trips to the College World Series in 2011 and 2017. Childress, who posted a 622-336-3 record at Texas A&M, won two regular-season titles and four conference tournament championships during his stint at Texas A&M.

• Childress was integral in bringing Nebraska to the forefront of college baseball during his first stint on the Husker coaching staff. During his eight seasons on staff, Husker pitchers produced four of the top five single-season strikeout totals in school history, including a school-record 538 strikeouts in 2005, while issuing fewer than three walks per game in his final five seasons in Lincoln. The team went to the NCAA Tournament six times in a seven-year span, including three appearances at the College World Series. The Huskers won three regular-season Big 12 titles (2001-03-05) and four Big 12 Tournaments (1999-2000-01-05).

Hawks Field Celebrates 21st Year in 2022

• The 2022 campaign marks Nebraska’s 21st year playing home games at Hawks Field at Haymarket Park. The Huskers moved to Hawks Field in 2002 after playing at Buck Beltzer Stadium for 23 years from 1979 to 2001.

• Nebraska enters 2022 with a 380-145-1 record at Hawks Field and has posted a winning record at home in each of the last 20 seasons. This season, the Huskers have 30 home games scheduled, beginning on March 11 against Long Beach State.

2022 OVERALL STATS



The Automated ScoreBook Overall Statistics for Nebraska (as of Mar 17, 2022) (All games Sorted by Batting avg)



Record: 7-9 Home: 3-0 Away: 2-6 Neutral: 2-3 Conference: 0-0

Player	avg	gp-gs	ab	r	h	2b	3b	hr	rbi	tb	slg%	bb	hp	so	gdp	ob%	sf	sh	sb-att	po	a	e	fld%
Anglim, Garrett	.355	12-8	31	2	11	2	2	0	3	17	.548	2	0	6	0	.394	0	0	1-2	12	1	1	.929
Gomes, Colby	.324	10-10	34	6	11	3	0	1	4	17	.500	1	0	12	0	.333	1	0	0-0	65	7	1	.986
Jessen, Luke	.317	13-11	41	8	13	1	0	0	3	14	.341	5	2	14	1	.417	0	0	0-2	8	0	0	1.000
Everitt, Griffin	.311	16-16	61	11	19	2	0	4	13	33	.541	5	2	18	1	.377	1	0	1-2	103	10	1	.991
Anderson, Max	.288	16-16	66	11	19	3	2	0	6	26	.394	2	2	6	3	.329	0	0	1-2	18	19	3	.925
Matthews, Brice	.275	15-15	51	12	14	4	0	1	7	21	.412	5	2	21	0	.350	2	2	7-7	29	34	4	.940
Caron, Josh	.233	9-9	30	6	7	1	0	0	3	8	.267	5	2	7	1	.378	0	0	1-1	27	4	0	1.000
Banjooff, Leighton	.216	16-14	51	5	11	3	0	0	3	14	.275	9	1	19	0	.339	1	0	3-3	23	1	1	.960
Steil, Jack	.211	10-4	19	0	4	0	0	0	3	4	.211	0	0	6	0	.190	2	0	0-0	46	2	0	1.000
Cervantes, Efry	.200	11-11	35	4	7	1	0	1	5	11	.314	1	1	7	0	.237	1	3	0-0	14	24	1	.974
Sartori, Luke	.200	14-8	25	3	5	0	0	0	3	5	.200	4	0	6	0	.310	0	0	2-2	14	0	0	1.000
Jackson, Core	.188	12-9	32	5	6	3	1	1	7	14	.438	0	0	6	0	.182	1	3	0-0	13	23	4	.900
Chick, Cam	.158	13-11	38	3	6	0	0	2	6	12	.316	5	1	19	0	.267	1	0	1-2	19	5	1	.960
Swansen, Gabe	.111	6-2	9	1	1	0	0	0	0	1	.111	2	0	1	0	.273	0	0	0-0	3	0	0	1.000
Wimmers, Nick	.000	1-0	1	0	0	0	0	0	0	0	.000	0	0	0	0	.000	0	0	0-0	0	0	0	.000
Palmer, Tyler	.000	4-0	0	1	0	0	0	0	0	0	.000	0	0	0	0	.000	0	0	2-2	0	0	0	.000
Totals	.256	16	524	78	134	23	5	10	66	197	.376	46	13	148	6	.325	10	8	19-25	402	148	18	.968
Opponents	.238	16	504	77	120	26	4	7	69	175	.347	68	17	132	8	.345	6	7	9-13	417	150	20	.966

LOB - Team (106), Opp (124). DPs turned - Team (11), Opp (8). CI - Team (1), Everitt, G. 1. IBB - Team (1), Chick, C. 1, Opp (4). Picked off - Everitt, G. 1, Jackson, C. 1, Banjooff, L. 1.

(All games Sorted by Earned run avg)

Player	era	w-l	app	gs	cg	sho	sv	ip	h	r	er	bb	so	2b	3b	hr	b/avg	wp	hp	bk	sfa	sha
Martin, Tyler	0.00	0-0	6	0	0	0/0	0	6.0	2	0	0	3	5	1	0	0	.095	1	0	0	0	0
Benson, Chandler	0.00	0-0	2	0	0	0/0	0	2.0	0	0	0	0	1	0	0	0	.000	0	0	0	0	0
Jelkin, Jaxon	0.00	0-0	2	0	0	0/0	0	1.2	0	0	0	2	2	0	0	0	.000	1	1	0	0	0
Mason, Quinn	0.00	0-0	2	0	0	0/0	0	0.1	1	0	0	4	0	0	0	0	.500	1	0	0	0	0
Bunz, Jake	0.00	0-0	1	0	0	0/0	0	0.1	0	0	0	0	1	0	0	0	.000	0	0	0	0	0
Hawkins, Corbin	0.00	0-0	1	0	0	0/0	0	0.1	0	0	0	0	1	0	0	0	.000	0	0	0	0	0
Frank, Koty	1.35	1-0	4	2	0	0/1	0	20.0	13	4	3	9	22	5	0	1	.183	2	1	0	0	1
Olson, Emmett	2.70	1-2	7	1	0	0/1	1	16.2	17	10	5	3	17	3	0	1	.258	2	2	0	1	0
Hood, CJ	2.70	0-0	4	0	0	0/0	0	3.1	3	1	1	0	4	2	0	0	.300	1	0	0	1	0
Schanaman, Shay	3.10	1-2	4	4	1	1/0	0	20.1	13	9	7	10	22	1	1	2	.178	2	2	1	1	2
Ornelas, Mason	3.48	1-0	5	0	0	0/0	0	10.1	8	8	4	8	8	2	0	0	.216	2	1	0	1	2
McCarville, Dawson	3.66	2-1	4	4	0	0/0	0	19.2	19	10	8	6	17	4	1	0	.250	1	2	0	0	1
Bradford, Ethan	4.76	0-0	4	0	0	0/0	0	5.2	6	3	3	3	3	1	0	0	.300	1	0	0	0	0
Bragg, Braxton	5.62	1-1	4	1	0	0/0	1	8.0	11	7	5	0	7	2	1	0	.333	1	1	0	2	0
Perry, Kyle	5.79	0-2	4	3	0	0/0	0	14.0	14	9	9	9	17	3	0	1	.259	1	3	0	0	1
Brockett, Jackson	13.50	0-0	3	0	0	0/0	0	2.2	3	4	4	4	4	0	1	0	.273	1	2	0	0	0
Gomes, Colby	27.00	0-1	2	0	0	0/0	0	1.1	5	4	4	1	0	2	0	0	.556	0	1	0	0	0
Christo, Drew	27.00	0-0	2	1	0	0/0	0	0.2	2	2	2	3	0	0	0	1	.667	1	1	0	0	0
Feekin, Caleb	81.00	0-0	1	0	0	0/0	0	0.2	3	6	6	3	1	0	0	1	.600	0	0	0	0	0
Totals	4.10	7-9	16	16	1	2/1	2	134.0	120	77	61	68	132	26	4	7	.238	18	17	1	6	7
Opponents	3.76	9-7	16	16	0	0/0	6	139.0	134	78	58	46	148	23	5	10	.256	8	13	3	10	8

PB - Team (1), Everitt, G. 1, Opp (2). Pickoffs - Team (2), Everitt, G. 1, Hood, C. 1, Opp (3). SBA/ATT - Everitt, G. (7-9), Ornelas, M. (2-4), Caron, J. (2-3), McCarville (2-3), Bradford, E. (1-2), Frank, K. (2-2), Bragg, B. (1-1), Martin, T. (1-1).

2022 GAMES SUMMARY

Score by innings	1	2	3	4	5	6	7	8	9	Total
Nebraska	7	14	5	6	6	10	13	8	9	78
Opponents	7	11	13	8	8	3	8	5	14	77

Record when ...

Overall	7-9	After 6 leading	5-1
Conference	0-0 trailing	1-7
Non-Conference	7-9 tied	1-1
Home games	3-0	After 7 leading	6-1
Away games	2-6 trailing	1-6
Neutral site	2-3 tied	0-1
Day games	6-7	After 8 leading	6-1
Night games	1-2 trailing	1-6
vs Left starter	1-3 tied	0-1
vs Right starter	6-6		
1-Run games	2-2	Hit 0 home runs	3-6
2-Run games	1-2	... 1 home run	3-2
5+Run games	3-1	... 2+ home runs	1-1
Extra innings	0-0		
Shutouts	2-0	Opponent 0 home runs	4-5
	 1 home run	3-4
	 2+ HRs	0-0
Scoring 0-2 runs	1-2		
..... 3-5 runs	0-7		
..... 6-9 runs	4-0	Made 0 errors	2-3
..... 10+ runs	2-0 1 error	2-3
	 2+ errors	3-3
Opponent 0-2 runs	3-0		
..... 3-5 runs	2-5	Opp. made 0 errors	1-3
..... 6-9 runs	2-4 1 error	1-4
..... 10+ runs	0-0 2+ errors	5-2
Scored in 1st inning	2-0	Out-hit opponent	6-1
Opp. scored in 1st	1-3	Out-hit by opponent	1-6
Scores first	5-5	Hits are tied	0-2
Opp. scores first	2-4		

Record when team scores:

Runs	0	1	2	3	4	5	6	7	8	9	10+
W-L	0-0	0-2	1-0	0-5	0-1	0-1	3-0	0-0	1-0	0-0	2-0

Record when opponent scores:

Runs	0	1	2	3	4	5	6	7	8	9	10+
W-L	2-0	0-0	1-0	0-0	0-3	2-2	1-2	0-0	0-2	1-0	0-0

Record when leading after:

Inn.	1	2	3	4	5	6	7	8
W-L	2-0	3-2	4-1	4-0	4-1	5-1	6-1	6-1

Record when trailing after:

Inn.	1	2	3	4	5	6	7	8
W-L	0-3	1-4	2-7	2-8	2-8	1-7	1-6	1-6

Record when tied after:

Inn.	1	2	3	4	5	6	7	8
W-L	5-6	3-3	1-1	1-1	1-0	1-1	0-1	0-1

Current winning streak: 3
 Longest winning streak: 3
 Longest losing streak: 4

Home attendance : 11410 (3 dates avg = 3803)
 Away attendance : 21224 (13 dates avg = 1632)
 Total attendance: 32634 (16 dates avg = 2039)

2022 NEBRASKA GAME-BY-GAME BATTING

Date	Opponent	ab	r	h	rbi	2b	3b	hr	tb	bb	ibb	sb	cs	hbp	sac	sf	qdp	k	po	a	e	lob	avg
Feb 18	at Sam Houston	36	5	9	3	2	1	0	13	3	0	1	0	1	0	0	0	15	24	7	1	8	.250
Feb 19	at Sam Houston	25	1	5	1	1	0	0	6	1	0	0	0	0	0	0	1	8	18	8	2	4	.230
Feb 19	at Sam Houston	38	12	13	9	5	0	0	18	5	0	0	1	1	1	2	0	8	27	13	2	8	.273
Feb 20	at Sam Houston	34	3	9	3	1	0	0	10	1	0	0	0	2	1	1	0	12	24	7	2	9	.271
Feb 25	vs TCU	30	1	6	1	0	0	0	6	5	0	0	1	2	1	0	1	13	24	8	1	10	.258
Feb 26	vs TCU	32	3	5	3	2	0	2	13	0	0	0	0	0	0	0	0	12	24	12	0	2	.241
Feb 27	vs TCU	36	3	10	3	1	0	1	14	0	0	1	0	0	1	1	0	8	24	8	0	8	.247
Mar 04	vs Northwestern Sta	32	2	8	2	1	0	1	12	1	0	2	0	1	0	0	1	8	27	5	0	5	.247
Mar 04	at UT Arlington	33	3	10	3	1	0	0	11	4	0	0	0	1	1	2	1	11	26	7	0	11	.253
Mar 05	vs Northwestern Sta	29	6	8	4	0	0	0	8	3	0	0	1	0	0	2	1	2	27	13	1	4	.255
Mar 05	at UT Arlington	38	8	15	7	0	3	0	21	1	0	5	0	2	1	1	1	9	27	13	1	8	.270
Mar 09	at K-State	33	4	6	4	2	1	0	10	2	0	0	0	0	0	0	0	9	24	8	3	4	.263
Mar 13	at Omaha	30	3	3	3	1	0	1	7	5	0	3	0	0	0	0	0	11	25	12	1	5	.251
Mar 14	OMAHA	35	6	12	6	3	0	3	24	4	0	2	1	0	1	0	0	6	27	13	2	9	.258
Mar 15	NEW MEXICO STA	33	12	10	9	3	0	1	16	6	0	4	2	3	1	0	0	7	27	5	0	7	.261
Mar 16	NEW MEXICO STA	30	6	5	5	0	0	1	8	5	1	1	0	0	0	1	0	9	27	9	2	4	.256
Totals		524	78	134	66	23	5	10	197	46	1	19	6	13	8	10	6	148	402	148	18	106	.256

2022 NEBRASKA GAME-BY-GAME PITCHING

Date	Opponent	ip	h	r	er	bb	so	2b	3b	hr	wp	bk	hbp	dp	ibb	score	w-l	sv	era
Feb 18	at Sam Houston	8.0	9	8	5	8	11	2	0	0	0	0	3	0	0	5-8	0-1	0	5.62
Feb 19	at Sam Houston	6.0	8	5	4	2	6	1	1	0	0	0	0	1	0	1-5	0-2	0	5.79
Feb 19	at Sam Houston	9.0	10	9	5	3	9	4	0	1	2	0	3	0	0	12-9	1-2	0	5.48
Feb 20	at Sam Houston	8.0	10	6	6	4	5	2	0	0	2	0	1	2	2	3-6	1-3	0	5.81
Feb 25	vs TCU	8.0	6	4	4	5	10	2	0	1	2	0	0	1	1	1-4	1-4	0	5.54
Feb 26	vs TCU	8.0	9	8	8	10	6	2	0	1	2	0	3	0	0	3-8	1-5	0	6.13
Feb 27	vs TCU	8.0	9	5	5	2	5	2	1	0	1	0	0	1	0	3-5	1-6	0	6.05
Mar 04	vs Northwestern Sta	9.0	5	0	0	2	13	2	0	0	1	0	1	1	0	2-0	2-6	1	5.20
Mar 04	at UT Arlington	8.2	11	4	4	2	5	3	0	0	0	0	2	1	0	3-4	2-7	1	5.08
Mar 05	vs Northwestern Sta	9.0	3	0	0	1	8	0	0	0	0	1	0	1	0	6-0	3-7	1	4.52
Mar 05	at UT Arlington	9.0	6	2	2	2	5	0	0	0	0	0	1	1	0	8-2	4-7	2	4.27
Mar 09	at K-State	8.0	8	6	2	3	9	1	0	1	1	0	0	0	0	4-6	4-8	2	4.10
Mar 13	at Omaha	8.1	6	4	3	4	7	2	0	1	0	0	1	0	0	3-4	4-9	2	4.04
Mar 14	OMAHA	9.0	7	5	4	7	9	1	0	1	2	0	1	1	1	6-5	5-9	2	4.03
Mar 15	NEW MEXICO STA	9.0	4	6	6	9	15	0	0	1	1	0	0	0	0	12-6	6-9	2	4.18
Mar 16	NEW MEXICO STA	9.0	9	5	3	4	9	2	2	0	4	0	1	1	0	6-5	7-9	2	4.10
Totals		134.0	120	77	61	68	132	26	4	7	18	1	17	11	4	78-77	7-9	2	4.10

2022 OPPONENT GAME-BY-GAME BATTING

Date	Opponent	ab	r	h	rbi	2b	3b	hr	tb	bb	ibb	sb	cs	hbp	sac	sf	gdp	k	po	a	e	lob	avg
Feb 18	at Sam Houston	34	8	9	8	2	0	0	11	8	0	0	0	3	0	0	0	11	27	9	2	13	.265
Feb 19	at Sam Houston	24	5	8	5	1	1	0	11	2	0	0	1	0	0	1	1	6	21	8	1	5	.293
Feb 19	at Sam Houston	38	9	10	8	4	0	1	17	3	0	1	0	3	0	1	0	9	27	10	2	9	.281
Feb 20	at Sam Houston	31	6	10	5	2	0	0	12	4	2	1	0	1	0	1	1	5	27	8	1	7	.291
Feb 25	vs TCU	28	4	6	4	2	0	1	11	5	1	0	0	0	0	0	1	10	27	12	0	5	.277
Feb 26	vs TCU	30	8	9	8	2	0	1	14	10	0	3	1	3	0	0	0	6	27	7	0	11	.281
Feb 27	vs TCU	32	5	9	5	2	1	0	13	2	0	0	0	0	0	0	0	5	27	6	1	5	.281
Mar 04	vs Northwestern Sta	31	0	5	0	2	0	0	7	2	0	2	0	1	0	0	1	13	27	13	0	7	.266
Mar 04	at UT Arlington	35	4	11	4	3	0	0	14	2	0	0	1	2	0	0	1	5	27	8	1	9	.272
Mar 05	vs Northwestern Sta	29	0	3	0	0	0	0	3	1	0	0	0	0	1	0	1	8	24	16	2	4	.256
Mar 05	at UT Arlington	32	2	6	2	0	0	0	6	2	0	0	1	1	0	0	1	5	27	14	1	6	.250
Mar 09	at K-State	33	6	8	4	1	0	1	12	3	0	0	0	0	1	1	0	9	27	5	0	8	.249
Mar 13	at Omaha	30	4	6	3	2	0	1	11	4	0	0	0	1	2	0	0	7	27	5	2	8	.246
Mar 14	OMAHA	32	5	7	4	1	0	1	11	7	1	0	0	1	2	1	1	9	25	12	2	11	.244
Mar 15	NEW MEXICO STA	30	6	4	6	0	0	1	7	9	0	1	0	0	1	0	0	15	24	13	3	7	.237
Mar 16	NEW MEXICO STA	35	5	9	3	2	2	0	15	4	0	1	0	1	0	1	0	9	26	4	2	9	.238
Totals		504	77	120	69	26	4	7	175	68	4	9	4	17	7	6	8	132	417	150	20	124	.238

2022 OPPONENT GAME-BY-GAME PITCHING

Date	Opponent	ip	h	r	er	bb	so	2b	3b	hr	wp	bk	hbp	dp	ibb	score	w-l	sv	era
Feb 18	at Sam Houston	9.0	9	5	4	3	15	2	1	0	0	0	1	0	0	8-5	1-0	1	4.00
Feb 19	at Sam Houston	7.0	5	1	0	1	8	1	0	0	0	0	0	1	0	5-1	2-0	1	2.25
Feb 19	at Sam Houston	9.0	13	12	9	5	8	5	0	0	1	0	1	0	0	9-12	2-1	1	4.68
Feb 20	at Sam Houston	9.0	9	3	3	1	12	1	0	0	0	0	2	0	0	6-3	3-1	2	4.24
Feb 25	vs TCU	9.0	6	1	1	5	13	0	0	0	0	0	2	2	0	4-1	4-1	3	3.56
Feb 26	vs TCU	9.0	5	3	3	0	12	2	0	2	0	0	0	0	0	8-3	5-1	4	3.46
Feb 27	vs TCU	9.0	10	3	2	0	8	1	0	1	0	0	0	0	0	5-3	6-1	5	3.25
Mar 04	vs Northwestern Sta	9.0	8	2	2	1	8	1	0	1	0	0	1	2	0	0-2	6-2	5	3.09
Mar 04	at UT Arlington	9.0	10	3	3	4	11	1	0	0	1	0	1	1	0	4-3	7-2	5	3.08
Mar 05	vs Northwestern Sta	8.0	8	6	3	3	2	0	0	0	1	0	0	1	0	0-6	7-3	5	3.10
Mar 05	at UT Arlington	9.0	15	8	7	1	9	0	3	0	0	0	2	1	0	2-8	7-4	5	3.47
Mar 09	at K-State	9.0	6	4	4	2	9	2	1	0	1	0	0	0	0	6-4	8-4	6	3.51
Mar 13	at Omaha	9.0	3	3	1	5	11	1	0	1	0	0	0	0	0	4-3	9-4	6	3.32
Mar 14	Omaha	8.1	12	6	6	4	6	3	0	3	0	0	0	0	0	5-6	9-5	6	3.53
Mar 15	New Mexico State	8.0	10	12	6	6	7	3	0	1	2	2	3	0	0	6-12	9-6	6	3.73
Mar 16	New Mexico State	8.2	5	6	4	5	9	0	0	1	2	1	0	0	1	5-6	9-7	6	3.76
Totals		139.0	134	78	58	46	148	23	5	10	8	3	13	8	1	77-78	9-7	6	3.76



The Automated ScoreBook
Miscellaneous Stats for Nebraska (as of Mar 17, 2022)
(All games)



Multiple Hit Games	2	3	4	5+	Total
Everitt, Griffin	3	1	1	-	5
Jessen, Luke	3	1	-	-	4
Matthews, Brice	3	1	-	-	4
Anderson, Max	2	1	1	-	4
Banjoff, Leighton	3	-	-	-	3
Caron, Josh	2	-	-	-	2
Gomes, Colby	1	1	-	-	2
Jackson, Core	2	-	-	-	2
Anglim, Garrett	1	1	-	-	2
Sartori, Luke	1	-	-	-	1
Steil, Jack	1	-	-	-	1
TEAM	22	6	2	0	30

Multiple RBI Games	2	3	4	5+	Total
Everitt, Griffin	4	-	1	-	5
Chick, Cam	2	-	-	-	2
Anderson, Max	1	1	-	-	2
Caron, Josh	1	-	-	-	1
Banjoff, Leighton	1	-	-	-	1
Matthews, Brice	1	-	-	-	1
Cervantes, Efry	1	-	-	-	1
Gomes, Colby	1	-	-	-	1
Jackson, Core	-	1	-	-	1
TEAM	12	2	1	0	15

Hitting Streaks	Longest	Current
Gomes, Colby	8	-
Banjoff, Leighton	6	-
Matthews, Brice	5	-
Anderson, Max	4	3
Cervantes, Efry	4	1
Anglim, Garrett	4	3
Jessen, Luke	4	-
Chick, Cam	4	1
Everitt, Griffin	3	-
Caron, Josh	3	-
Sartori, Luke	2	-
Steil, Jack	2	-
Jackson, Core	2	-
Swansen, Gabe	1	1

Reached Base Streaks	Longest	Current
Matthews, Brice	10	10
Caron, Josh	8	-
Gomes, Colby	8	-
Jessen, Luke	7	7
Banjoff, Leighton	7	2
Anglim, Garrett	4	3
Chick, Cam	4	3
Anderson, Max	4	3
Cervantes, Efry	4	3
Sartori, Luke	3	-
Swansen, Gabe	3	3
Everitt, Griffin	3	3
Steil, Jack	2	-
Jackson, Core	2	-

2022 SEASON RESULTS



The Automated ScoreBook Game Results for Nebraska (as of Mar 17, 2022) (All games)



Date	Opponent	Score	Inns	Overall	Conference	Pitcher of record	Attend	Time
Feb 18, 2022	at Sam Houston	L 5-8	9	0-1-0	0-0-0	Olson, E. (L 0-1)	423	3:07
Feb 19, 2022	at Sam Houston-1	L 1-5	7	0-2-0	0-0-0	Schanaman, S (L 0-1)	1488	1:52
Feb 19, 2022	at Sam Houston-2	w 12-9	9	1-2-0	0-0-0	Ornelas, M. (W 1-0)	1488	3:29
Feb 20, 2022	at Sam Houston	L 3-6	9	1-3-0	0-0-0	Bragg, B. (L 0-1)	1255	2:35
Feb 25, 2022	vs #17 TCU	L 1-4	9	1-4-0	0-0-0	Perry, K. (L 0-1)	4912	2:54
Feb 26, 2022	vs #17 TCU	L 3-8	9	1-5-0	0-0-0	Schanaman, S (L 0-2)	5476	3:08
Feb 27, 2022	vs #17 TCU	L 3-5	9	1-6-0	0-0-0	McCarville (L 0-1)	0	2:31
Mar 04, 2022	vs Northwestern State	w 2-0	9	2-6-0	0-0-0	Frank, K. (W 1-0)	200	2:15
Mar 04, 2022	at UT Arlington	L 3-4	9	2-7-0	0-0-0	Gomes, C. (L 0-1)	720	2:55
Mar 05, 2022	vs Northwestern State	w 6-0	9	3-7-0	0-0-0	Schanaman, S (W 1-2)	311	1:57
Mar 05, 2022	at UT Arlington	w 8-2	9	4-7-0	0-0-0	McCarville (W 1-1)	766	2:40
Mar 09, 2022	at K-State	L 4-6	9	4-8-0	0-0-0	Olson, E. (L 0-2)	1176	2:26
Mar 13, 2022	at Omaha	L 3-4	9	4-9-0	0-0-0	Perry, K. (L 0-2)	3009	2:35
Mar 14, 2022	OMAHA	w 6-5	9	5-9-0	0-0-0	Bragg, B. (W 1-1)	1466	2:44
Mar 15, 2022	NEW MEXICO STATE	w 12-6	9	6-9-0	0-0-0	McCarville (W 2-1)	4901	2:58
Mar 16, 2022	NEW MEXICO STATE	w 6-5	9	7-9-0	0-0-0	Olson, E. (W 1-2)	5043	2:50

() extra inning game

2022 NEBRASKA GAME-BY-GAME STARTERS

Opponent	C	1B	2B	3B	SS	LF	CF	RF	DH	SP
at Sam Houston	Everitt	Gomes	Jackson	Anderson	Matthews	Chick	Sartori	Banjoff	Caron	Perry
at Sam Houston	Everitt	Gomes	Jackson	Anderson	Matthews	Chick	Sartori	Banjoff	Jessen	Schanaman
at Sam Houston	Everitt	Gomes	Cervantes	Anderson	Matthews	Chick	Sartori	Banjoff	Jessen	McCarville
at Sam Houston	Everitt	Gomes	Cervantes	Anderson	Matthews	Banjoff	Sartori	Anglim	Caron	Bragg
vs. No. 17 TCU	Everitt	Gomes	Chick	Anderson	Matthews	Jessen	Sartori	Banjoff	Caron	Perry
vs. No. 17 TCU	Everitt	Gomes	Jackson	Anderson	Cervantes	Chick	Sartori	Banjoff	Jessen	Schanaman
vs. No. 17 TCU	Everitt	Gomes	Jackson	Anderson	Matthews	Swansen	Chick	Banjoff	Caron	McCarville
vs. Northwestern St.	Everitt	Gomes	Cervantes	Anderson	Matthews	Chick	Sartori	Banjoff	Swansen	Frank
at UT Arlington	Everitt	Steil	Cervantes	Anderson	Matthews	Jessen	Chick	Banjoff	Caron	Perry
vs. Northwestern St.	Everitt	Steil	Jackson	Cervantes	Matthews	Jessen	Banjoff	Anglim	Anderson	Schanaman
at UT Arlington	Caron	Steil	Cervantes	Anderson	Matthews	Jessen	Banjoff	Anglim	Everitt	McCarville
at Kansas State	Everitt	Steil	Cervantes	Anderson	Matthews	Banjoff	Sartori	Anglim	Jessen	Olson
at Omaha	Everitt	Gomes	Matthews	Anderson	Jackson	Jessen	Anglim	Banjoff	Caron	Frank
Omaha	Everitt	Gomes	Matthews	Cervantes	Jackson	Banjoff	Chick	Anglim	Anderson	Schanaman
New Mexico State	Caron	Anderson	Matthews	Cervantes	Jackson	Jessen	Chick	Anglim	Everitt	McCarville
New Mexico State	Caron	Anderson	Matthews	Cervantes	Jackson	Jessen	Chick	Anglim	Everitt	Christo

2022 NEBRASKA GAME-BY-GAME BATTING ORDER

Opponent	1	2	3	4	5	6	7	8	9
at Sam Houston	Banjoﬀ	Chick	Anderson	Matthews	Everitt	Gomes	Caron	Jackson	Sartori
at Sam Houston	Banjoﬀ	Chick	Anderson	Matthews	Everitt	Gomes	Jessen	Sartori	Jackson
at Sam Houston	Banjoﬀ	Jessen	Anderson	Gomes	Everitt	Matthews	Sartori	Chick	Cervantes
at Sam Houston	Banjoﬀ	Sartori	Anderson	Gomes	Everitt	Matthews	Caron	Anglim	Cervantes
vs. No. 17 TCU	Banjoﬀ	Jessen	Anderson	Gomes	Everitt	Chick	Matthews	Caron	Sartori
vs. No. 17 TCU	Banjoﬀ	Jessen	Anderson	Chick	Everitt	Gomes	Jackson	Cervantes	Sartori
vs. No. 17 TCU	Banjoﬀ	Everitt	Anderson	Chick	Gomes	Caron	Jackson	Matthews	Swansen
vs. Northwestern St.	Matthews	Everitt	Anderson	Chick	Banjoﬀ	Gomes	Swansen	Sartori	Cervantes
at UT Arlington	Matthews	Everitt	Anderson	Chick	Banjoﬀ	Jessen	Caron	Steil	Cervantes
vs. Northwestern St.	Matthews	Jessen	Anderson	Everitt	Banjoﬀ	Steil	Jackson	Anglim	Cervantes
at UT Arlington	Matthews	Jessen	Anderson	Everitt	Banjoﬀ	Steil	Anglim	Caron	Cervantes
at Kansas State	Jessen	Anglim	Anderson	Everitt	Banjoﬀ	Matthews	Cervantes	Steil	Sartori
at Omaha	Anglim	Jessen	Anderson	Everitt	Caron	Jackson	Matthews	Gomes	Banjoﬀ
Omaha	Banjoﬀ	Jackson	Anderson	Everitt	Matthews	Anglim	Chick	Gomes	Cervantes
New Mexico State	Jessen	Jackson	Anderson	Everitt	Matthews	Anglim	Caron	Chick	Cervantes
New Mexico State	Jessen	Jackson	Anderson	Everitt	Matthews	Anglim	Caron	Chick	Cervantes

CAREER HIGHS · HITTERS

#1 LUKE JESSEN

Category	High	Opponent (Date)
Hits:	3	Sam Houston (2/19/22)
Runs:	2 (2x)	New Mexico State (3/15/22)
Doubles:	1	Kansas State (3/9/22)
Triples:	-	--
Home Runs:	-	--
RBI:	1 (3x)	Kansas State (3/9/22)
Stolen Bases:	-	--

#13 CAM CHICK

Category	High	Opponent (Date)
Hits:	4	San Diego (2/21/20)
Runs:	3 (4x)	Ohio State (3/12/21)
Doubles:	1 (13x)	NJIT (6/6/21)
Triples:	1	Baylor (2/14/20)
Home Runs:	2	Iowa (3/20/21)
RBI:	6	Iowa (3/20/21)
Stolen Bases:	2 (3x)	Rutgers (5/1/21)

#26 DREW WESSEL

Category	High	Opponent (Date)
Hits:	-	--
Runs:	-	--
Doubles:	-	--
Triples:	-	--
Home Runs:	-	--
RBI:	-	--
Stolen Bases:	-	--

#3 MAX PETERSEN

Category	High	Opponent (Date)
Hits:	-	--
Runs:	-	--
Doubles:	-	--
Triples:	-	--
Home Runs:	-	--
RBI:	-	--
Stolen Bases:	-	--

#14 BRICE MATTHEWS

Category	High	Opponent (Date)
Hits:	3 (2x)	Omaha (3/14/22)
Runs:	3	Maryland (4/11/21)
Doubles:	2	Northwestern (5/14/21)
Triples:	1	Indiana (5/22/21)
Home Runs:	1 (6x)	TCU (2/27/22)
RBI:	5	Maryland (4/10/21)
Stolen Bases:	2 (5x)	New Mexico State (3/15/22)

#34 COLBY GOMES

Category	High	Opponent (Date)
Hits:	3	Sam Houston (2/18/22)
Runs:	2 (3x)	Sam Houston (2/18/22)
Doubles:	1 (3x)	Sam Houston (2/19/22)
Triples:	-	--
Home Runs:	1 (2x)	TCU (2/26/22)
RBI:	3 (2x)	Michigan (5/17/19)
Stolen Bases:	-	--

#4 MAX ANDERSON

Category	High	Opponent (Date)
Hits:	4 (3x)	UT Arlington (3/5/22)
Runs:	3	Sam Houston (2/19/22)
Doubles:	2	Northwestern (5/15/21)
Triples:	1 (3x)	UT Arlington (3/5/22)
Home Runs:	1 (8x)	Michigan (5/29/21)
RBI:	5	Iowa (3/21/21)
Stolen Bases:	2	Michigan State (4/25/21)

#16 GRIFFIN EVERITT

Category	High	Opponent (Date)
Hits:	4	Omaha (3/14/22)
Runs:	3	Northwestern (5/14/21)
Doubles:	1 (7x)	Sam Houston (2/19/22)
Triples:	-	--
Home Runs:	2	Omaha (3/14/22)
RBI:	4 (2x)	Omaha (3/14/22)
Stolen Bases:	1 (4x)	New Mexico State (3/15/22)

#44 GABE SWANSEN

Category	High	Opponent (Date)
Hits:	1	New Mexico State (3/16/22)
Runs:	1	New Mexico State (3/15/22)
Doubles:	-	--
Triples:	-	--
Home Runs:	-	--
RBI:	-	--
Stolen Bases:	-	--

#5 JOSH CARON

Category	High	Opponent (Date)
Hits:	2 (2x)	New Mexico State (3/15/22)
Runs:	2	UT Arlington (3/4/22)
Doubles:	1	Sam Houston (2/20/22)
Triples:	-	--
Home Runs:	-	--
RBI:	2	New Mexico State (3/15/22)
Stolen Bases:	1	Omaha (3/13/22)

#17 TYLER PALMER

Category	High	Opponent (Date)
Hits:	-	--
Runs:	1	UT Arlington (3/5/22)
Doubles:	-	--
Triples:	-	--
Home Runs:	-	--
RBI:	-	--
Stolen Bases:	1 (2x)	Omaha (3/13/22)

#45 MATT GUTHMILLER

Category	High	Opponent (Date)
Hits:	-	--
Runs:	-	--
Doubles:	-	--
Triples:	-	--
Home Runs:	-	--
RBI:	-	--
Stolen Bases:	-	--

#9 EFRY CERVANTES

Category	High	Opponent (Date)
Hits:	1 (11x)	New Mexico State (3/16/22)
Runs:	1 (11x)	New Mexico State (3/16/22)
Doubles:	1	Northwestern State (3/4/22)
Triples:	-	--
Home Runs:	1	Omaha (3/14/22)
RBI:	2 (2x)	UT Arlington (3/4/22)
Stolen Bases:	1	Rutgers (5/1/21)

#18 GARRETT ANGLIM

Category	High	Opponent (Date)
Hits:	3	UT Arlington (3/5/22)
Runs:	1 (2x)	New Mexico State (3/15/22)
Doubles:	1 (2x)	Omaha (3/14/22)
Triples:	2	UT Arlington (3/5/22)
Home Runs:	-	--
RBI:	1 (3x)	New Mexico State (3/15/22)
Stolen Bases:	-	--

#47 NICK WIMMERS

Category	High	Opponent (Date)
Hits:	-	--
Runs:	-	--
Doubles:	-	--
Triples:	-	--
Home Runs:	-	--
RBI:	-	--
Stolen Bases:	-	--

#10 LEIGHTON BANJOFF

Category	High	Opponent (Date)
Hits:	4	Arizona State (3/1/20)
Runs:	2 (7x)	Northwestern State (3/5/22)
Doubles:	1 (9x)	UT Arlington (3/4/22)
Triples:	--	--
Home Runs:	2	Arizona State (3/1/20)
RBI:	6	Arizona State (3/1/20)
Stolen Bases:	1 (6x)	Omaha (3/13/22)

#20 CORE JACKSON

Category	High	Opponent (Date)
Hits:	2 (2x)	Omaha (3/13/22)
Runs:	2	Kansas State (3/9/22)
Doubles:	1 (3x)	New Mexico State (3/15/22)
Triples:	1	Kansas State (3/9/22)
Home Runs:	1	Omaha (3/13/22)
RBI:	3	Omaha (3/13/22)
Stolen Bases:	-	--

#11 JACK STEIL

Category	High	Opponent (Date)
Hits:	3	Iowa (3/13/21)
Runs:	2	Illinois (4/3/21)
Doubles:	1 (3x)	Indiana (5/8/21)
Triples:	1	Iowa (3/21/21)
Home Runs:	1 (3x)	Illinois (4/3/21)
RBI:	3	Purdue (3/7/21)
Stolen Bases:	2	Iowa (3/13/21)

#21 LUKE SARTORI

Category	High	Opponent (Date)
Hits:	2	Sam Houston (2/18/22)
Runs:	1 (4x)	New Mexico State (3/16/22)
Doubles:	-	--
Triples:	-	--
Home Runs:	-	--
RBI:	1 (4x)	UT Arlington (3/5/22)
Stolen Bases:	1 (2x)	UT Arlington (3/5/22)

CAREER HIGHS · PITCHERS

#8 SHAY SCHANAMAN

Category	High	Opponent (Date)
Innings:	9	Northwestern State (3/5/22)
Runs:	7	Ohio State (5/22/21)
Earned Runs:	6	Ohio State (5/22/21)
Walks:	5	Iowa (3/21/21)
Strikeouts:	11	Maryland (4/10/21)

#32 CJ HOOD

Category	High	Opponent (Date)
Innings:	1.0 (2x)	Kansas State (3/9/22)
Runs:	1	TCU (2/26/22)
Earned Runs:	1	TCU (2/26/22)
Walks:	-	--
Strikeouts:	2	Kansas State (3/9/22)

#40 CALEB FEEKIN

Category	High	Opponent (Date)
Innings:	2.1	Columbia (3/8/20)
Runs:	6	New Mexico State (3/15/22)
Earned Runs:	6	New Mexico State (3/15/22)
Walks:	3 (2x)	New Mexico State (3/15/22)
Strikeouts:	2 (3x)	NJIT (6/6/21)

#12 BRAXTON BRAGG

Category	High	Opponent (Date)
Innings:	4.1	New Mexico State (3/16/22)
Runs:	4 (2x)	Sam Houston (2/20/22)
Earned Runs:	4 (2x)	Sam Houston (2/20/22)
Walks:	2	Northwestern (5/14/21)
Strikeouts:	6	Purdue (3/5/21)

#33 JACKSON BROCKETT

Category	High	Opponent (Date)
Innings:	1.1	New Mexico State (3/16/22)
Runs:	2 (2x)	New Mexico State (3/16/22)
Earned Runs:	2 (2x)	New Mexico State (3/16/22)
Walks:	2	TCU (2/26/22)
Strikeouts:	3	New Mexico State (3/16/22)

#41 TYLER MARTIN

Category	High	Opponent (Date)
Innings:	3.1	Michigan (5/25/19)
Runs:	5	Iowa (4/20/19)
Earned Runs:	5	Iowa (4/20/19)
Walks:	2 (3x)	Northern Colorado (3/11/20)
Strikeouts:	4	Michigan (5/25/19)

#19 KYLE PERRY

Category	High	Opponent (Date)
Innings:	7.0	Kansas State (4/2/19)
Runs:	5 (3x)	Sam Houston (2/18/22)
Earned Runs:	5 (3x)	Sam Houston (2/18/22)
Walks:	5	Sam Houston (2/18/22)
Strikeouts:	9	Air Force (3/20/19)

#34 COLBY GOMES

Category	High	Opponent (Date)
Innings:	5.0	San Diego State (2/22/20)
Runs:	5 (2x)	Baylor (2/15/20)
Earned Runs:	5 (2x)	Baylor (2/15/20)
Walks:	3 (2x)	Columbia (3/7/20)
Strikeouts:	3 (2x)	Columbia (3/7/20)

#43 JAXON JELKIN

Category	High	Opponent (Date)
Innings:	1.0	New Mexico State (3/15/22)
Runs:	-	--
Earned Runs:	-	--
Walks:	1 (2x)	New Mexico State (3/15/22)
Strikeouts:	2	New Mexico State (3/15/22)

#25 DREW CHRISTO

Category	High	Opponent (Date)
Innings:	0.2	New Mexico State (3/16/22)
Runs:	2	Sam Houston (2/19/22)
Earned Runs:	2	Sam Houston (2/19/22)
Walks:	3	New Mexico State (3/16/22)
Strikeouts:	-	--

#36 QUINN MASON

Category	High	Opponent (Date)
Innings:	3.0	Northern Colorado (3/11/20)
Runs:	3	Minnesota (3/27/21)
Earned Runs:	3	Minnesota (3/27/21)
Walks:	3	New Mexico State (3/15/22)
Strikeouts:	4	Columbia (3/8/20)

#48 ETHAN BRADFORD

Category	High	Opponent (Date)
Innings:	2.0 (3x)	Sam Houston (2/19/22)
Runs:	3	TCU (2/26/22)
Earned Runs:	2	TCU (2/26/22)
Walks:	3 (2x)	TCU (2/26/22)
Strikeouts:	4	Northern Colorado (3/11/20)

#27 JAKE BUNZ

Category	High	Opponent (Date)
Innings:	4.0 (2x)	Minnesota (3/27/21)
Runs:	3	Iowa (3/14/21)
Earned Runs:	3	Iowa (3/14/21)
Walks:	3 (3x)	Arkansas (6/5/21)
Strikeouts:	5 (2x)	Minnesota (3/27/21)

#37 CHANDLER BENSON

Category	High	Opponent (Date)
Innings:	1.0 (2x)	New Mexico State (3/15/22)
Runs:	-	--
Earned Runs:	-	--
Walks:	-	--
Strikeouts:	1	New Mexico State (3/15/22)

#49 DAWSON MCCARVILLE

Category	High	Opponent (Date)
Innings:	7.0 (2x)	New Mexico State (4/17/21)*
Runs:	6 (2x)	Pepperdine (3/23/21)*
Earned Runs:	6	Pepperdine (3/23/21)*
Walks:	3 (2x)	UTRGV (5/29/21)*
Strikeouts:	10	New Mexico State (3/15/22)

* set career high at Grand Canyon (2020-21)

#28 KOTY FRANK

Category	High	Opponent (Date)
Innings:	6.2	Northwestern State (3/4/22)
Runs:	4	Indiana (5/8/21)
Earned Runs:	4	Indiana (5/8/21)
Walks:	3 (2x)	Arkansas (6/7/21)
Strikeouts:	10	Northwestern State (3/4/22)

#38 EMMETT OLSON

Category	High	Opponent (Date)
Innings:	4.0	TCU (2/27/22)
Runs:	4	Kansas State (3/9/22)
Earned Runs:	3	Michigan (5/29/21)
Walks:	2	Arkansas (6/5/21)
Strikeouts:	4	Kansas State (3/9/22)

#51 MASON ORNELAS

Category	High	Opponent (Date)
Innings:	4.0	Xavier (2/20/21)*
Runs:	5	Auburn (5/16/21)*
Earned Runs:	4	Florida (3/20/21)*
Walks:	3	Mississippi State (5/1/21)*
Strikeouts:	6 (2x)	Alabama (4/10/21)*

* set career high at Texas A&M (2020-21)

#30 WILL WALSH

Category	High	Opponent (Date)
Innings:	-	--
Runs:	-	--
Earned Runs:	-	--
Walks:	-	--
Strikeouts:	-	--

#39 CORBIN HAWKINS

Category	High	Opponent (Date)
Innings:	0.1	New Mexico State (3/15/22)
Runs:	-	--
Earned Runs:	-	--
Walks:	-	--
Strikeouts:	1	New Mexico State (3/15/22)

PITCHER CAREER APPEARANCES

#8 SHAY SCHANAMAN

Date	Opponent	S/R	W/L/S	IP	H	HR	R-ER	BB-K
2/16/19	at UC Riverside (DH 2)	R	-	0.1	0	0	0-0	0-1
2/22/19	vs. Oregon St. (DH 2)	R	-	0.2	0	0	0-0	0-0
2/24/19	vs. Oregon St.	R	-	0.2	0	0	0-0	1-0
3/10/19	at Baylor	R	-	0.2	0	0	0-0	2-0
3/19/19	Air Force	R	-	0.2	1	0	0-0	1-0
3/24/19	Michigan State	R	S	0.1	0	0	0-0	0-1
3/26/19	at Creighton	R	W	1.1	0	0	0-0	0-3
3/31/19	at Minnesota (DH 2)	R	L	1.1	0	0	1-0	2-2
4/7/19	Purdue	R	-	2.1	0	0	0-0	0-4
4/13/19	at Penn State (DH 2)	R	S	1.0	0	0	0-0	0-1
4/17/19	at Omaha	R	-	1.0	1	1	1-1	0-0
4/21/19	at Iowa	R	-	0.1	1	0	1-1	2-0
4/23/19	at Creighton	R	-	1.0	0	0	0-0	2-0
4/28/19	Illinois	R	-	1.2	2	0	1-1	0-2
5/12/19	Arizona State	R	S	1.1	1	0	0-0	0-2
5/17/19	Michigan (DH 2)	R	L	1.0	3	2	4-4	1-1
5/26/19	vs. Ohio State	R	-	4.0	2	0	1-0	1-3
6/1/19	vs. Oklahoma State	R	-	0.1	0	0	0-0	0-1
6/2/19	vs. UConn	R	-	2.2	2	0	1-1	2-2

2/15/20	at Baylor	R	L	1.1	3	0	2-2	2-1
2/21/20	at San Diego	R	L	1.0	2	0	2-2	0-1
2/28/20	at Arizona State	R	-	0.1	2	0	4-4	2-0
3/7/20	Columbia (DH1)	R	W	1.2	1	0	0-0	0-1
3/7/20	Columbia (DH2)	R	L	1.0	0	0	0-0	0-1
3/10/20	Northern Colorado	R	W	5.0	1	0	0-0	0-6

3/6/21	vs. Purdue (DH 2)	S	W	6.0	1	0	0-0	3-5
3/14/21	vs. Ohio State	S	-	4.1	8	2	4-4	0-5
3/21/21	at Iowa	S	-	2.2	4	1	4-4	5-3
3/28/21	Minnesota	S	W	7.1	3	0	2-2	1-10
4/4/21	at Illinois	S	-	2.2	4	1	5-5	1-2
4/10/21	Maryland	S	W	6.0	2	1	3-3	0-11
4/18/21	at Penn State	S	W	6.0	7	0	2-1	0-5
4/25/21	at Michigan State	S	-	5.0	5	0	6-4	4-5
5/2/21	Rutgers	S	L	6.0	7	0	4-4	2-8
5/9/21	vs. Indiana	S	L	5.0	6	0	4-4	4-3
5/22/21	vs. Ohio State	S	-	5.1	9	1	7-6	2-5
5/29/21	Michigan (DH2)	R	-	4.0	3	0	0-0	0-5
6/6/21	vs. NJIT	S	W	7.0	4	1	2-1	3-5

2/19/22	at Sam Houston	S	L	4.0	6	0	5-4	2-4
2/26/22	vs. TCU	S	L	1.1	1	1	2-2	3-4
3/5/22	vs. Northwestern State	S	W	9.0	3	0	0-0	1-8
3/14/22	Omaha	S	-	6.0	3	1	2-1	4-6

#12 BRAXTON BRAGG

Date	Opponent	S/R	W/L/S	IP	H	HR	R-ER	BB-K
2/14/20	at Baylor	R	-	0.1	3	0	4-4	1-1
2/28/20	at Arizona State	R	-	1.2	0	0	0-0	1-1
3/7/20	Columbia (DH2)	R	L	0.1	2	0	2-2	1-1
3/10/20	Northern Colorado	S	-	3.0	2	0	0-0	1-3

3/5/21	vs. Purdue	R	-	4.0	2	0	1-0	0-6
3/12/21	vs. Ohio State	R	-	1.1	1	0	0-0	0-0
3/14/21	vs. Ohio State	R	L	0.2	1	1	2-2	1-1
3/20/21	at Iowa	R	W	2.0	3	0	1-1	1-3
3/26/21	Minnesota	R	-	2.0	3	0	1-1	0-2
4/2/21	at Illinois	R	-	1.1	3	0	2-2	1-1
4/10/21	Maryland	R	L	1.0	3	2	3-3	0-2
4/16/21	at Penn State	R	-	1.0	0	0	0-0	0-1
5/1/21	Rutgers	R	-	0.1	2	2	3-3	1-0
5/14/21	Northwestern	R	-	1.0	3	0	2-2	2-1
6/6/21	vs. NJIT	R	-	1.0	0	0	0-0	0-1

2/20/22	at Sam Houston	S	L	1.0	6	0	4-4	0-1
3/5/22	at UT Arlington	R	S	2.1	1	0	0-0	0-3
3/14/22	Omaha	R	W	0.1	0	0	0-0	0-0

#19 KYLE PERRY

Date	Opponent	S/R	W/L/S	IP	H	HR	R-ER	BB-K
2/16/19	at UC Riverside (DH 2)	R	-	0.1	0	0	0-0	1-1

2/22/19	vs. Oregon St. (DH 2)	S	-	1.1	3	1	3-3	3-2
3/20/19	Air Force	S	W	4.0	6	0	1-1	1-9
3/26/19	at Creighton	S	-	3.2	3	0	1-1	1-4
4/2/19	at Kansas State	S	W	7.0	3	0	0-0	1-3
4/9/19	Creighton	S	L	2.1	4	1	5-5	1-4
4/17/19	at Omaha	S	-	0.2	1	0	3-3	4-1
4/23/19	at Creighton	R	-	0.0	0	0	0-0	1-0
4/26/19	Illinois	R	-	2.2	6	0	2-2	1-1
5/25/19	vs. Michigan (2)	S	-	3.1	2	0	1-1	3-2
6/2/19	vs. UConn	R	-	1.0	1	0	0-0	1-2

2/16/20	at Baylor	R	-	2.1	0	0	0-0	0-1
2/23/20	vs. Arizona	R	-	2.1	0	0	0-0	0-1
2/29/20	at Arizona State	R	-	4.0	5	0	5-5	2-2
3/6/20	Columbia	S	W	5.0	2	1	1-1	0-7

5/10/21	at Rutgers	S	-	1.0	3	0	2-2	0-1
5/23/21	vs. Ohio State	S	W	2.0	1	0	0-0	0-3
5/29/21	Michigan (DH2)	S	W	3.0	0	0	0-0	1-4
6/6/21	at Arkansas	S	-	4.1	3	0	3-2	3-7

2/18/22	at Sam Houston	S	-	1.1	2	0	5-5	5-2
2/25/22	vs. TCU	S	L	4.1	4	1	3-3	3-8
3/4/22	at UT Arlington	S	-	5.0	5	0	0-0	0-4
3/13/22	at Omaha	R	L	3.1	3	0	1-1	1-3

#25 DREW CHRISTO

Date	Opponent	S/R	W/L/S	IP	H	HR	R-ER	BB-K
2/19/22	at Sam Houston	R	-	0.0	1	1	2-2	0-0
3/16/22	New Mexico State	S	-	0.2	1	0	0-0	3-0

#27 JAKE BUNZ

Date	Opponent	S/R	W/L/S	IP	H	HR	R-ER	BB-K
3/7/21	vs. Purdue	S	-	3.0	1	0	0-0	2-5
3/14/21	vs. Iowa	S	L	4.0	5	0	3-3	2-2
3/20/21	at Iowa	R	-	1.0	1	0	0-0	0-1
3/28/21	Minnesota (DH2)	S	W	4.0	2	0	0-0	3-5
4/2/21	at Illinois	R	W	1.1	2	0	0-0	0-4
4/4/21	at Illinois	R	-	0.2	1	0	0-0	0-0
4/9/21	Maryland	R	-	0.2	0	0	0-0	1-2
4/10/21	Maryland	R	-	2.0	0	0	0-0	1-4
4/16/21	at Penn State	R	W	2.0	2	0	0-0	1-3
4/18/21	at Penn State	R	-	1.0	0	0	0-0	0-1
4/23/21	at Michigan State	R	-	2.0	1	0	0-0	0-3
4/30/21	Rutgers	R	-	2.0	0	0	1-1	3-1
5/8/21	vs. Indiana	R	-	2.2	0	0	1-1	2-1
5/10/21	at Rutgers	R	-	0.2	1	1	1-1	0-1
5/15/21	Northwestern	R	-	2.0	0	0	0-0	0-2
5/21/21	at Indiana	R	-	2.0	1	0	1-1	1-4
5/28/21	Michigan	R	-	1.0	0	0	0-0	1-2
6/4/21	vs. Northeastern	R	-	0.1	1	0	0-0	0-1
6/5/21	at Arkansas	R	-	0.0	0	0	0-0	3-0
6/7/21	at Arkansas	R	-	0.1	1	1	1-1	0-0

2/19/22	at Sam Houston	R	-	0.1	0	0	0-0	0-1
---------	----------------	---	---	-----	---	---	-----	-----

#28 KOTY FRANK

Date	Opponent	S/R	W/L/S	IP	H	HR	R-ER	BB-K
3/7/21	vs. Purdue	R	-	1.0	0	0	0-0	1-2
3/14/21	vs. Iowa	R	-	2.2	3	0	0-0	0-0
3/21/21	at Iowa	R	W	2.0	2	1	2-2	0-3
3/28/21	Minnesota (DH2)	R	-	2.0	0	0	1-0	2-1
4/4/21	at Illinois	R	W	3.2	4	1	2-2	0-3
4/25/21	at Michigan State	R	-	3.0	3	0	0-0	0-3
5/2/21	Rutgers	R	-	2.2	4	0	2-2	2-1
5/8/21	vs. Indiana	R	-	1.0	1	1	4-4	3-0
5/10/21	at Rutgers	R	S	1.0	0	0	0-0	0-1
5/21/21	at Indiana	R	W	2.0	2	0	0-0	0-3
5/29/21	Michigan (DH1)	R	-	1.1	0	0	0-0	0-1
6/4/21	vs. Northeastern	R	W	3.2	0	0	2-2	2-2
6/7/21	at Arkansas	R	L	1.1	0	0	3-3	3-1

2/18/22	at Sam Houston	R	-	4.2	3	0	0-0	2-6
2/25/22	vs. TCU	R	-	3.2	2	0	1-1	2-2
3/4/22	vs. Northwestern State	S	W	6.2	5	0	0-0	2-10

PITCHER CAREER APPEARANCES

3/11/20	Northern Colorado	R	-	2.0	0	0	0-0	1-4
4/17/21	at Penn State	R	-	1.0	0	0	0-0	1-2
5/9/21	vs. Indiana	R	-	2.0	1	0	0-0	2-1
5/22/21	vs. Ohio State	R	-	0.1	0	0	2-0	3-0
2/19/22	at Sam Houston	R	-	2.0	2	0	0-0	0-2
2/20/22	at Sam Houston	R	-	1.0	0	0	0-0	0-0
2/26/22	vs. TCU	R	-	1.2	3	0	3-3	3-0
3/4/22	at UT Arlington	R	-	1.0	1	0	0-0	0-1

#49 DAWSON MCCARVILLE

Date	Opponent	S/R	W/L/S	IP	H	HR	R-ER	BB-K
2/16/20	Oklahoma State	S	W	5.2	5	0	2-2	2-5
2/23/20	CSUN	S	L	5.0	8	1	4-2	2-7
3/1/20	at Stanford	S	L	5.2	6	0	6-2	1-4
3/7/20	Pacific	S	-	4.0	8	0	4-4	2-2
2/20/21	Missouri	R	L	1.1	1	0	2-2	1-2
2/25/21	Oregon State	R	-	1.1	1	0	0-0	2-2
2/27/21	Oregon State	R	-	1.2	5	0	4-4	2-0
3/12/21	UTRGV	R	-	2.2	2	0	0-0	0-2
3/20/21	Seattle U	R	-	2.2	5	0	4-4	1-1
3/23/21	Pepperdine	S	L	4.0	5	1	6-6	2-4
3/28/21	at Tulane	R	-	3.0	0	0	0-0	1-3
4/2/21	at Utah Valley	R	-	4.0	0	0	0-0	1-4
4/10/21	Northern Colorado	S	W	7.0	4	0	0-0	2-8
4/17/21	at NM State	S	W	7.0	5	0	0-0	3-7
4/21/21	Arizona State	R	-	0.1	0	0	0-0	0-0
5/1/21	at Sacramento State	S	W	6.0	7	0	0-0	1-5
5/8/21	Dixie State	S	-	5.1	6	0	1-1	1-2
5/15/21	at Tarleton	S	W	6.0	4	0	1-1	1-1
5/21/21	Cal Baptist	S	W	5.2	4	0	1-1	2-5
5/29/21	vs. UTRGV	S	-	3.0	2	0	4-4	3-1
6/5/21	vs. Oklahoma State	S	L	4.1	7	1	4-3	2-1
2/19/22	at Sam Houston	S	-	4.0	5	0	3-1	1-3
2/27/22	vs. TCU	S	L	4.0	8	0	5-5	2-3
3/5/22	at UT Arlington	S	W	5.2	5	0	2-2	1-1
3/15/22	New Mexico State	S	W	6.0	1	0	0-0	2-10

#51 MASON ORNELAS

Date	Opponent	S/R	W/L/S	IP	H	HR	R-ER	BB-K
2/14/20	Miami	R	-	1.0	0	0	0-0	0-0
2/18/20	Stephen F. Austin	R	-	1.0	0	0	0-0	0-0
2/21/20	Army	R	-	1.1	0	0	0-0	0-4
2/23/20	Army	R	W	0.1	1	1	1-1	1-0
2/29/20	vs. UCLA	R	-	2.2	1	0	0-0	0-2
3/6/20	New Mexico State	R	-	1.0	1	0	0-0	0-3
3/10/20	at Rice	R	-	1.0	0	0	0-0	0-1
2/20/21	Xavier	S	-	4.0	1	0	0-0	1-6
2/24/21	Tarleton	R	-	2.2	2	0	0-0	0-5
3/7/21	New Mexico State	R	-	2.0	1	0	0-0	0-1
3/16/21	at Houston	R	W	3.0	0	0	0-0	0-5
3/20/21	at Florida	R	-	3.1	6	1	4-4	0-4
3/23/21	Rice	R	-	0.2	1	0	1-1	0-0
3/28/21	Georgia	R	-	1.2	4	0	3-3	1-2
4/3/21	at Missouri	R	-	0.1	0	0	0-0	1-0
4/6/21	at Sam Houston	R	-	2.0	1	0	0-0	0-1
4/10/21	Alabama	R	-	3.2	7	0	2-2	0-6
4/18/21	at Arkansas	R	-	1.1	3	1	3-3	1-2
4/20/21	Texas Southern	R	W	2.2	2	0	0-0	0-4
4/24/21	Tennessee	R	W	3.0	2	0	1-1	0-2
5/1/21	at Mississippi State	R	-	3.0	1	0	0-0	3-1
5/4/21	vs. UT Arlington	R	-	1.0	2	0	2-2	0-0
5/8/21	Ole Miss	R	L	0.2	2	1	3-3	1-0
5/16/21	at Auburn	R	L	1.0	2	0	5-1	3-0
2/26/22	vs. TCU	R	-	2.1	2	0	0-0	1-2
3/4/22	at UT Arlington	R	-	2.0	0	0	0-0	1-0
3/9/22	at Kansas State	R	-	2.0	1	0	2-0	2-1
3/14/22	Omaha	R	-	1.0	2	0	2-2	2-1



Individual Career History



Anderson, Max

Year	avg	gp-gs	ab	r	h	2b	3b	hr	rbi	tb	slg%	bb	hbp	so	gdp	ob%	sf	sh	sb-att	po	a	e	fld%
2021	.332	45-45	184	35	61	8	1	7	32	92	.500	16	1	26	5	.386	1	0	3-4	23	53	6	.927
2022	.288	16-16	66	11	19	3	2	0	6	26	.394	2	2	6	3	.329	0	0	1-2	18	19	3	.925
TOTAL	.320	61-61	250	46	80	11	3	7	38	118	.472	18	3	32	8	.371	1	0	4-6	41	72	9	.926

Anglim, Garrett

Year	avg	gp-gs	ab	r	h	2b	3b	hr	rbi	tb	slg%	bb	hbp	so	gdp	ob%	sf	sh	sb-att	po	a	e	fld%
2022	.355	12-8	31	2	11	2	2	0	3	17	.548	2	0	6	0	.394	0	0	1-2	12	1	1	.929
TOTAL	.355	12-8	31	2	11	2	2	0	3	17	.548	2	0	6	0	.394	0	0	1-2	12	1	1	.929

Banjoff, Leighton

Year	avg	gp-gs	ab	r	h	2b	3b	hr	rbi	tb	slg%	bb	hbp	so	gdp	ob%	sf	sh	sb-att	po	a	e	fld%
2020	.341	15-13	44	12	15	4	0	3	13	28	.636	13	3	16	0	.517	0	0	3-4	4	11	0	1.000
2021	.255	22-15	55	12	14	2	0	1	7	19	.345	10	3	21	1	.391	1	1	0-1	17	0	0	1.000
2022	.216	16-14	51	5	11	3	0	0	3	14	.275	9	1	19	0	.339	1	0	3-3	23	1	1	.960
TOTAL	.267	53-42	150	29	40	9	0	4	23	61	.407	32	7	56	1	.414	2	1	6-8	44	12	1	.982

Benson, Chandler

Year	era	w-l	app	qs	cq	sho	sv	ip	h	r	er	bb	so	2b	3b	hr	bf	bavg	wp	hbp	bk	sfa	sha
2022	0.00	0-0	2	0	0	0/0	0	2.0	0	0	0	0	1	0	0	0	6	.000	0	0	0	0	0
TOTAL	0.00	0-0	2	0	0	0/0	0	2.0	0	0	0	0	1	0	0	0	6	.000	0	0	0	0	0

Bradford, Ethan

Year	avg	gp-gs	ab	r	h	2b	3b	hr	rbi	tb	slg%	bb	hbp	so	gdp	ob%	sf	sh	sb-att	po	a	e	fld%
2022	.000	0-0	0	0	0	0	0	0	0	0	.000	0	0	0	0	.000	0	0	0-0	1	1	0	1.000
TOTAL	.000	0-0	0	0	0	0	0	0	0	0	.000	0	0	0	0	.000	0	0	0-0	1	1	0	1.000

Year	era	w-l	app	qs	cq	sho	sv	ip	h	r	er	bb	so	2b	3b	hr	bf	bavg	wp	hbp	bk	sfa	sha
2020	6.75	0-0	2	0	0	0/0	0	2.2	1	2	2	3	4	0	0	0	12	.111	0	0	0	0	0
2021	0.00	0-0	3	0	0	0/0	0	3.1	1	2	0	6	3	0	0	0	17	.100	1	0	0	1	0
2022	4.76	0-0	4	0	0	0/0	0	5.2	6	3	3	3	3	1	0	0	24	.300	1	0	0	0	0
TOTAL	3.86	0-0	9	0	0	0/0	0	11.2	8	7	5	12	10	1	0	0	53	.205	2	0	0	1	0

INDIVIDUAL CAREER SUMMARIES (2 OF 7)



Individual Career History



Bragg, Braxton

Year	avg	gp-gs	ab	r	h	2b	3b	hr	rbi	tb	slg%	bb	hbp	so	gdp	ob%	sf	sh	sb-att	po	a	e	fld%
2020	.000	0-0	0	0	0	0	0	0	0	0	.000	0	0	0	0	.000	0	0	0-0	0	1	0	1.000
2021	.000	0-0	0	0	0	0	0	0	0	0	.000	0	0	0	0	.000	0	0	0-0	0	2	0	1.000
2022	.000	0-0	0	0	0	0	0	0	0	0	.000	0	0	0	0	.000	0	0	0-0	1	1	0	1.000
TOTAL	.000	0-0	0	0	0	0	0	0	0	0	.000	0	0	0	0	.000	0	0	0-0	1	4	0	1.000

Year	era	w-l	app	qs	cg	sho	sv	ip	h	r	er	bb	so	2b	3b	hr	bf	bavg	wp	hbp	bk	sfa	sha
2020	10.12	0-1	4	1	0	0/1	0	5.1	7	6	6	4	6	0	0	0	29	.304	2	2	0	0	0
2021	8.04	1-2	11	0	0	0/0	0	15.2	21	15	14	6	18	1	1	5	73	.323	1	1	0	1	0
2022	5.62	1-1	4	1	0	0/0	1	8.0	11	7	5	0	7	2	1	0	36	.333	1	1	0	2	0
TOTAL	7.76	2-4	19	2	0	0/1	1	29.0	39	28	25	10	31	3	2	5	138	.322	4	4	0	3	0

Brockett, Jackson

Year	avg	gp-gs	ab	r	h	2b	3b	hr	rbi	tb	slg%	bb	hbp	so	gdp	ob%	sf	sh	sb-att	po	a	e	fld%
2022	.000	0-0	0	0	0	0	0	0	0	0	.000	0	0	0	0	.000	0	0	0-0	0	1	0	1.000
TOTAL	.000	0-0	0	0	0	0	0	0	0	0	.000	0	0	0	0	.000	0	0	0-0	0	1	0	1.000

Year	era	w-l	app	qs	cg	sho	sv	ip	h	r	er	bb	so	2b	3b	hr	bf	bavg	wp	hbp	bk	sfa	sha
2022	13.50	0-0	3	0	0	0/0	0	2.2	3	4	4	4	4	0	1	0	17	.273	1	2	0	0	0
TOTAL	13.50	0-0	3	0	0	0/0	0	2.2	3	4	4	4	4	0	1	0	17	.273	1	2	0	0	0

Bunz, Jake

Year	avg	gp-gs	ab	r	h	2b	3b	hr	rbi	tb	slg%	bb	hbp	so	gdp	ob%	sf	sh	sb-att	po	a	e	fld%
2021	.000	0-0	0	0	0	0	0	0	0	0	.000	0	0	0	0	.000	0	0	0-0	0	1	0	1.000
TOTAL	.000	0-0	0	0	0	0	0	0	0	0	.000	0	0	0	0	.000	0	0	0-0	0	1	0	1.000

Year	era	w-l	app	qs	cg	sho	sv	ip	h	r	er	bb	so	2b	3b	hr	bf	bavg	wp	hbp	bk	sfa	sha
2021	2.20	2-1	20	3	0	0/3	1	32.2	19	8	8	20	42	3	1	2	135	.168	3	1	0	0	1
2022	0.00	0-0	1	0	0	0/0	0	0.1	0	0	0	0	1	0	0	0	1	.000	0	0	0	0	0
TOTAL	2.18	2-1	21	3	0	0/3	1	33.0	19	8	8	20	43	3	1	2	136	.167	3	1	0	0	1

Caron, Josh

Year	avg	gp-gs	ab	r	h	2b	3b	hr	rbi	tb	slg%	bb	hbp	so	gdp	ob%	sf	sh	sb-att	po	a	e	fld%
2022	.233	9-9	30	6	7	1	0	0	3	8	.267	5	2	7	1	.378	0	0	1-1	27	4	0	1.000
TOTAL	.233	9-9	30	6	7	1	0	0	3	8	.267	5	2	7	1	.378	0	0	1-1	27	4	0	1.000

Cervantes, Efray

Year	avg	gp-gs	ab	r	h	2b	3b	hr	rbi	tb	slg%	bb	hbp	so	gdp	ob%	sf	sh	sb-att	po	a	e	fld%
2021	.082	36-14	49	7	4	0	0	0	4	4	.082	8	3	12	0	.250	0	5	1-2	19	25	1	.978
2022	.200	11-11	35	4	7	1	0	1	5	11	.314	1	1	7	0	.237	1	3	0-0	14	24	1	.974
TOTAL	.131	47-25	84	11	11	1	0	1	9	15	.179	9	4	19	0	.245	1	8	1-2	33	49	2	.976

Chick, Cam

Year	avg	gp-gs	ab	r	h	2b	3b	hr	rbi	tb	slg%	bb	hbp	so	gdp	ob%	sf	sh	sb-att	po	a	e	fld%
2019	.240	47-42	171	33	41	3	0	4	31	56	.327	23	3	45	3	.333	4	0	6-8	20	32	10	.839
2020	.297	15-15	64	13	19	2	1	4	14	35	.547	4	2	8	1	.347	2	0	2-3	13	13	3	.897
2021	.260	44-42	154	29	40	8	0	8	39	72	.468	25	9	52	1	.387	3	0	8-10	48	28	5	.938
2022	.158	13-11	38	3	6	0	0	2	6	12	.316	5	1	19	0	.267	1	0	1-2	19	5	1	.960
TOTAL	.248	119-110	427	78	106	13	1	18	90	175	.410	57	15	124	5	.350	10	0	17-23	100	78	19	.904



Individual Career History



Christo, Drew

Year	avg	gp-gs	ab	r	h	2b	3b	hr	rbi	tb	slg%	bb	hbp	so	gdp	ob%	sf	sh	sb-att	po	a	e	fld%
Year	era	w-l	app	qs	cq	sho	sv	ip	h	r	er	bb	so	2b	3b	hr	bf	bavg	wp	hbp	bk	sfa	sha
2022	27.00	0-0	2	1	0	0/0	0	0.2	2	2	2	3	0	0	0	1	7	.667	1	1	0	0	0
TOTAL	27.00	0-0	2	1	0	0/0	0	0.2	2	2	2	3	0	0	0	1	7	.667	1	1	0	0	0

Everitt, Griffin

Year	avg	gp-gs	ab	r	h	2b	3b	hr	rbi	tb	slg%	bb	hbp	so	gdp	ob%	sf	sh	sb-att	po	a	e	fld%
2021	.287	37-32	122	17	35	6	0	3	21	50	.410	12	4	38	1	.370	0	5	3-5	319	34	3	.992
2022	.311	16-16	61	11	19	2	0	4	13	33	.541	5	2	18	1	.377	1	0	1-2	103	10	1	.991
TOTAL	.295	53-48	183	28	54	8	0	7	34	83	.454	17	6	56	2	.372	1	5	4-7	422	44	4	.991

Feekin, Caleb

Year	avg	gp-gs	ab	r	h	2b	3b	hr	rbi	tb	slg%	bb	hbp	so	gdp	ob%	sf	sh	sb-att	po	a	e	fld%
Year	era	w-l	app	qs	cq	sho	sv	ip	h	r	er	bb	so	2b	3b	hr	bf	bavg	wp	hbp	bk	sfa	sha
2020	12.46	1-0	4	1	0	0/0	0	4.1	5	6	6	6	2	0	0	1	26	.278	2	2	0	0	0
2021	3.18	0-0	11	0	0	0/2	0	11.1	10	4	4	6	13	1	0	3	50	.238	0	1	0	1	0
2022	81.00	0-0	1	0	0	0/0	0	0.2	3	6	6	3	1	0	0	1	8	.600	0	0	0	0	0
TOTAL	8.82	1-0	16	1	0	0/2	0	16.1	18	16	16	15	16	1	0	5	84	.277	2	3	0	1	0

Frank, Koty

Year	avg	gp-gs	ab	r	h	2b	3b	hr	rbi	tb	slg%	bb	hbp	so	gdp	ob%	sf	sh	sb-att	po	a	e	fld%
2021	.000	0-0	0	0	0	0	0	0	0	0	.000	0	0	0	0	.000	0	0	0-0	1	6	0	1.000
2022	.000	0-0	0	0	0	0	0	0	0	0	.000	0	0	0	0	.000	0	0	0-0	2	2	0	1.000
TOTAL	.000	0-0	0	0	0	0	0	0	0	0	.000	0	0	0	0	.000	0	0	0-0	3	8	0	1.000
Year	era	w-l	app	qs	cq	sho	sv	ip	h	r	er	bb	so	2b	3b	hr	bf	bavg	wp	hbp	bk	sfa	sha
2021	4.94	3-1	13	0	0	0/1	1	27.1	19	16	15	13	21	1	0	3	116	.202	1	6	0	1	2
2022	1.35	1-0	4	2	0	0/1	0	20.0	13	4	3	9	22	5	0	1	82	.183	2	1	0	0	1
TOTAL	3.42	4-1	17	2	0	0/2	1	47.1	32	20	18	22	43	6	0	4	198	.194	3	7	0	1	3



Individual Career History



Gomes, Colby

Year	avg	gp-gs	ab	r	h	2b	3b	hr	rbi	tb	slg%	bb	hbp	so	qdp	ob%	sf	sh	sb-att	po	a	e	fld%
2019	.209	44-43	148	19	31	8	0	1	18	42	.284	16	3	54	4	.296	2	3	0-2	326	17	4	.988
2020	.000	0-0	0	0	0	0	0	0	0	0	.000	0	0	0	0	.000	0	0	0-0	1	2	0	1.000
2022	.324	10-10	34	6	11	3	0	1	4	17	.500	1	0	12	0	.333	1	0	0-0	65	7	1	.986
TOTAL	.231	54-53	182	25	42	11	0	2	22	59	.324	17	3	66	4	.302	3	3	0-2	392	26	5	.988

Year	era	w-l	app	qs	cq	sho	sv	ip	h	r	er	bb	so	2b	3b	hr	bf	bavg	wp	hbp	bk	sfa	sha
2019	4.09	0-3	19	2	0	0/1	13	22.0	23	12	10	8	19	3	0	1	97	.271	2	2	0	2	0
2020	6.89	0-1	4	4	0	0/0	0	15.2	20	12	12	7	5	5	2	4	72	.328	0	1	0	3	0
2022	27.00	0-1	2	0	0	0/0	0	1.1	5	4	4	1	0	2	0	0	11	.556	0	1	0	0	0
TOTAL	6.00	0-5	25	6	0	0/1	13	39.0	48	28	26	16	24	10	2	5	180	.310	2	4	0	5	0

Guthmiller, Matt

Year	avg	gp-gs	ab	r	h	2b	3b	hr	rbi	tb	slg%	bb	hbp	so	qdp	ob%	sf	sh	sb-att	po	a	e	fld%
------	-----	-------	----	---	---	----	----	----	-----	----	------	----	-----	----	-----	-----	----	----	--------	----	---	---	------

Hawkins, Corbin

Year	avg	gp-gs	ab	r	h	2b	3b	hr	rbi	tb	slg%	bb	hbp	so	qdp	ob%	sf	sh	sb-att	po	a	e	fld%
------	-----	-------	----	---	---	----	----	----	-----	----	------	----	-----	----	-----	-----	----	----	--------	----	---	---	------

Year	era	w-l	app	qs	cq	sho	sv	ip	h	r	er	bb	so	2b	3b	hr	bf	bavg	wp	hbp	bk	sfa	sha
2022	0.00	0-0	1	0	0	0/0	0	0.1	0	0	0	0	1	0	0	0	1	.000	0	0	0	0	0
TOTAL	0.00	0-0	1	0	0	0/0	0	0.1	0	0	0	0	1	0	0	0	1	.000	0	0	0	0	0

Hood, CJ

Year	avg	gp-gs	ab	r	h	2b	3b	hr	rbi	tb	slg%	bb	hbp	so	qdp	ob%	sf	sh	sb-att	po	a	e	fld%
2022	.000	0-0	0	0	0	0	0	0	0	0	.000	0	0	0	0	.000	0	0	0-0	0	1	0	1.000
TOTAL	.000	0-0	0	0	0	0	0	0	0	0	.000	0	0	0	0	.000	0	0	0-0	0	1	0	1.000

Year	era	w-l	app	qs	cq	sho	sv	ip	h	r	er	bb	so	2b	3b	hr	bf	bavg	wp	hbp	bk	sfa	sha
2022	2.70	0-0	4	0	0	0/0	0	3.1	3	1	1	0	4	2	0	0	11	.300	1	0	0	1	0
TOTAL	2.70	0-0	4	0	0	0/0	0	3.1	3	1	1	0	4	2	0	0	11	.300	1	0	0	1	0

Jackson, Core

Year	avg	gp-gs	ab	r	h	2b	3b	hr	rbi	tb	slg%	bb	hbp	so	qdp	ob%	sf	sh	sb-att	po	a	e	fld%
2022	.188	12-9	32	5	6	3	1	1	7	14	.438	0	0	6	0	.182	1	3	0-0	13	23	4	.900
TOTAL	.188	12-9	32	5	6	3	1	1	7	14	.438	0	0	6	0	.182	1	3	0-0	13	23	4	.900

Jelkin, Jaxon

Year	avg	gp-gs	ab	r	h	2b	3b	hr	rbi	tb	slg%	bb	hbp	so	qdp	ob%	sf	sh	sb-att	po	a	e	fld%
------	-----	-------	----	---	---	----	----	----	-----	----	------	----	-----	----	-----	-----	----	----	--------	----	---	---	------

Year	era	w-l	app	qs	cq	sho	sv	ip	h	r	er	bb	so	2b	3b	hr	bf	bavg	wp	hbp	bk	sfa	sha
2022	0.00	0-0	2	0	0	0/0	0	1.2	0	0	0	2	2	0	0	0	8	.000	1	1	0	0	0
TOTAL	0.00	0-0	2	0	0	0/0	0	1.2	0	0	0	2	2	0	0	0	8	.000	1	1	0	0	0

INDIVIDUAL CAREER SUMMARIES (5 OF 7)



Individual Career History

Jessen, Luke

Year	avg	gp-gs	ab	r	h	2b	3b	hr	rbi	tb	slg%	bb	hbp	so	gdp	ob%	sf	sh	sb-att	po	a	e	fld%
2022	.317	13-11	41	8	13	1	0	0	3	14	.341	5	2	14	1	.417	0	0	0-2	8	0	0	1.000
TOTAL	.317	13-11	41	8	13	1	0	0	3	14	.341	5	2	14	1	.417	0	0	0-2	8	0	0	1.000

Martin, Tyler

Year	avg	gp-gs	ab	r	h	2b	3b	hr	rbi	tb	slg%	bb	hbp	so	gdp	ob%	sf	sh	sb-att	po	a	e	fld%
2019	.000	0-0	0	0	0	0	0	0	0	0	.000	0	0	0	0	.000	0	0	0-0	0	1	0	1.000
2020	.000	0-0	0	0	0	0	0	0	0	0	.000	0	0	0	0	.000	0	0	0-0	0	2	0	1.000
2021	.000	0-0	0	0	0	0	0	0	0	0	.000	0	0	0	0	.000	0	0	0-0	0	1	0	1.000
2022	.000	0-0	0	0	0	0	0	0	0	0	.000	0	0	0	0	.000	0	0	0-0	0	1	0	1.000
TOTAL	.000	0-0	0	0	0	0	0	0	0	0	.000	0	0	0	0	.000	0	0	0-0	0	5	0	1.000

Year	era	w-l	app	qs	cq	sho	sv	ip	h	r	er	bb	so	2b	3b	hr	bf	bavg	wp	hbp	bk	sfa	sha
2019	8.44	0-0	8	0	0	0/1	0	10.2	14	12	10	5	8	1	1	2	52	.311	0	2	0	0	0
2020	8.44	0-0	5	0	0	0/0	0	5.1	4	5	5	7	3	1	0	0	27	.222	5	0	0	2	0
2021	2.16	2-0	10	0	0	0/1	0	8.1	6	2	2	2	7	1	0	0	34	.214	2	3	0	0	1
2022	0.00	0-0	6	0	0	0/0	0	6.0	2	0	0	3	5	1	0	0	24	.095	1	0	0	0	0
TOTAL	5.04	2-0	29	0	0	0/2	0	30.1	26	19	17	17	23	4	1	2	137	.232	8	5	0	2	1

Mason, Quinn

Year	avg	gp-gs	ab	r	h	2b	3b	hr	rbi	tb	slg%	bb	hbp	so	gdp	ob%	sf	sh	sb-att	po	a	e	fld%
2020	1.50	1-0	3	1	0	0/0	0	6.0	4	2	1	1	8	2	0	0	23	.182	1	0	0	0	0
2021	81.00	0-0	2	0	0	0/0	0	0.1	2	3	3	2	0	0	0	0	5	.667	0	0	0	0	0
2022	0.00	0-0	2	0	0	0/0	0	0.1	1	0	0	4	0	0	0	0	6	.500	1	0	0	0	0
TOTAL	5.40	1-0	7	1	0	0/0	0	6.2	7	5	4	7	8	2	0	0	34	.259	2	0	0	0	0

Matthews, Brice

Year	avg	gp-gs	ab	r	h	2b	3b	hr	rbi	tb	slg%	bb	hbp	so	gdp	ob%	sf	sh	sb-att	po	a	e	fld%
2021	.273	39-36	132	28	36	8	1	5	34	61	.462	23	0	44	2	.381	0	1	7-10	50	74	6	.954
2022	.275	15-15	51	12	14	4	0	1	7	21	.412	5	2	21	0	.350	2	2	7-7	29	34	4	.940
TOTAL	.273	54-51	183	40	50	12	1	6	41	82	.448	28	2	65	2	.372	2	3	14-17	79	108	10	.949

McCarville, Dawson

Year	avg	gp-gs	ab	r	h	2b	3b	hr	rbi	tb	slg%	bb	hbp	so	gdp	ob%	sf	sh	sb-att	po	a	e	fld%
2020	.000	4-4	0	0	0	0	0	0	0	0	.000	0	0	0	0	.000	0	0	0-0	0	3	0	1.000
2022	.000	0-0	0	0	0	0	0	0	0	0	.000	0	0	0	0	.000	0	0	0-0	0	2	0	1.000
TOTAL	.000	4-4	0	0	0	0	0	0	0	0	.000	0	0	0	0	.000	0	0	0-0	0	5	0	1.000
All*	.000	4-4	0	0	0	0	0	0	0	0	.000	0	0	0	0	.000	0	0	0-0	0	5	0	1.000

Year	era	w-l	app	qs	cq	sho	sv	ip	h	r	er	bb	so	2b	3b	hr	bf	bavg	wp	hbp	bk	sfa	sha
2020	4.43	1-2	4	4	0	0/0	0	20.1	27	16	10	7	18	4	0	1	0	.329	5	2	0	0	3
2021*	3.58	5-3	17	9	0	0/3	1	65.1	58	27	26	25	48	11	0	2	0	.240	4	6	2	0	4
2022	3.66	2-1	4	4	0	0/0	0	19.2	19	10	8	6	17	4	1	0	85	.250	1	2	0	0	1
TOTAL	4.05	3-3	8	8	0	0/0	0	40.0	46	26	18	13	35	8	1	1	85	.291	6	4	0	0	4
All*	3.76	8-6	25	17	0	0/3	1	105.1	104	53	44	38	83	19	1	3	85	.260	10	10	2	0	8

* Statistics from prior team/school



Individual Career History



Olson, Emmett

Year	avg	qp-gs	ab	r	h	2b	3b	hr	rbi	tb	slg%	bb	hbp	so	gdp	ob%	sf	sh	sb-att	po	a	e	fld%
2021	.000	0-0	0	0	0	0	0	0	0	0	.000	0	0	0	0	.000	0	0	0-0	1	3	0	1.000
2022	.000	0-0	0	0	0	0	0	0	0	0	.000	0	0	0	0	.000	0	0	0-0	1	2	1	.750
TOTAL	.000	0-0	0	0	0	0	0	0	0	0	.000	0	0	0	0	.000	0	0	0-0	2	5	1	.875

Year	era	w-l	app	qs	cq	sho	sv	ip	h	r	er	bb	so	2b	3b	hr	bf	bavg	wp	hbp	bk	sfa	sha
2021	4.50	1-0	10	0	0	0/0	0	12.0	13	9	6	6	16	0	0	1	57	.255	1	0	0	0	0
2022	2.70	1-2	7	1	0	0/1	1	16.2	17	10	5	3	17	3	0	1	72	.258	2	2	0	1	0
TOTAL	3.45	2-2	17	1	0	0/1	1	28.2	30	19	11	9	33	3	0	2	129	.256	3	2	0	1	0

Ornelas, Mason

Year	avg	qp-gs	ab	r	h	2b	3b	hr	rbi	tb	slg%	bb	hbp	so	gdp	ob%	sf	sh	sb-att	po	a	e	fld%
2020*	.000	7-0	0	0	0	0	0	0	0	0	.000	0	0	0	0	.000	0	0	0-0	0	0	0	.000
2021*	.000	18-1	0	0	0	0	0	0	0	0	.000	0	0	0	0	.000	0	0	0-0	2	12	0	1.000
2022	.000	0-0	0	0	0	0	0	0	0	0	.000	0	0	0	0	.000	0	0	0-0	2	2	0	1.000
TOTAL	.000	0-0	0	0	0	0	0	0	0	0	.000	0	0	0	0	.000	0	0	0-0	2	2	0	1.000
All*	.000	25-1	0	0	0	0	0	0	0	0	.000	0	0	0	0	.000	0	0	0-0	4	14	0	1.000

Year	era	w-l	app	qs	cq	sho	sv	ip	h	r	er	bb	so	2b	3b	hr	bf	bavg	wp	hbp	bk	sfa	sha
2020*	1.08	1-0	7	0	0	0/0	0	8.1	3	1	1	1	13	0	0	1	0	.107	0	0	0	0	0
2021*	5.11	3-2	0	0	0	0/0	0	37.0	39	25	21	12	42	9	0	3	0	.273	3	4	0	0	4
2022	3.48	1-0	5	0	0	0/0	0	10.1	8	8	4	8	8	2	0	0	49	.216	2	1	0	1	2
TOTAL	3.48	1-0	5	0	0	0/0	0	10.1	8	8	4	8	8	2	0	0	49	.216	2	1	0	1	2
All*	4.20	5-2	12	0	0	0/0	0	55.2	50	34	26	21	63	11	0	4	49	.240	5	5	0	1	6

* Statistics from prior team/school

Palmer, Tyler

Year	avg	qp-gs	ab	r	h	2b	3b	hr	rbi	tb	slg%	bb	hbp	so	gdp	ob%	sf	sh	sb-att	po	a	e	fld%
2022	.000	4-0	0	1	0	0	0	0	0	0	.000	0	0	0	0	.000	0	0	2-2	0	0	0	.000
TOTAL	.000	4-0	0	1	0	0	0	0	0	0	.000	0	0	0	0	.000	0	0	2-2	0	0	0	.000

Perry, Kyle

Year	avg	qp-gs	ab	r	h	2b	3b	hr	rbi	tb	slg%	bb	hbp	so	gdp	ob%	sf	sh	sb-att	po	a	e	fld%
2019	.000	2-2	0	0	0	0	0	0	0	0	.000	0	0	0	0	.000	0	0	0-0	1	2	1	.750
2020	.000	0-0	0	0	0	0	0	0	0	0	.000	0	0	0	0	.000	0	0	0-0	1	1	0	1.000
2022	.000	0-0	0	0	0	0	0	0	0	0	.000	0	0	0	0	.000	0	0	0-0	0	1	0	1.000
TOTAL	.000	2-2	0	0	0	0	0	0	0	0	.000	0	0	0	0	.000	0	0	0-0	2	4	1	.857

Year	era	w-l	app	qs	cq	sho	sv	ip	h	r	er	bb	so	2b	3b	hr	bf	bavg	wp	hbp	bk	sfa	sha
2019	5.47	2-1	11	7	0	0/1	0	26.1	29	16	16	18	29	7	1	2	129	.282	2	6	1	1	1
2020	5.06	1-0	4	1	0	0/0	0	10.2	7	6	6	2	11	3	0	1	41	.179	0	0	0	0	0
2021	3.48	2-0	4	4	0	0/1	0	10.1	7	5	4	4	15	1	0	0	42	.184	1	0	0	0	0
2022	5.79	0-2	4	3	0	0/0	0	14.0	14	9	9	9	17	3	0	1	67	.259	1	3	0	0	1
TOTAL	5.14	5-3	23	15	0	0/2	0	61.1	57	36	35	33	72	14	1	4	279	.244	4	9	1	1	2

Petersen, Max

Year	avg	qp-gs	ab	r	h	2b	3b	hr	rbi	tb	slg%	bb	hbp	so	gdp	ob%	sf	sh	sb-att	po	a	e	fld%
------	-----	-------	----	---	---	----	----	----	-----	----	------	----	-----	----	-----	-----	----	----	--------	----	---	---	------



Individual Career History

Sartori, Luke

Year	avg	gp-gs	ab	r	h	2b	3b	hr	rbi	tb	slg%	bb	hbp	so	gdp	ob%	sf	sh	sb-att	po	a	e	fld%
2021	1.000	5-0	1	1	1	0	0	0	1	1	1.000	0	0	0	0	1.000	0	0	0-1	0	0	0	.000
2022	.200	14-8	25	3	5	0	0	0	3	5	.200	4	0	6	0	.310	0	0	2-2	14	0	0	1.000
TOTAL	.231	19-8	26	4	6	0	0	0	4	6	.231	4	0	6	0	.333	0	0	2-3	14	0	0	1.000

Schanaman, Shay

Year	avg	gp-gs	ab	r	h	2b	3b	hr	rbi	tb	slg%	bb	hbp	so	gdp	ob%	sf	sh	sb-att	po	a	e	fld%
2019	.000	0-0	0	0	0	0	0	0	0	0	.000	0	0	0	0	.000	0	0	0-0	2	2	0	1.000
2020	.000	0-0	0	0	0	0	0	0	0	0	.000	0	0	0	0	.000	0	0	0-0	0	1	0	1.000
2021	.000	0-0	0	0	0	0	0	0	0	0	.000	0	0	0	0	.000	0	0	0-0	4	2	1	.857
2022	.000	0-0	0	0	0	0	0	0	0	0	.000	0	0	0	0	.000	0	0	0-0	1	4	0	1.000
TOTAL	.000	0-0	0	0	0	0	0	0	0	0	.000	0	0	0	0	.000	0	0	0-0	7	9	1	.941

Year	era	w-l	app	gs	cg	sho	sv	ip	h	r	er	bb	so	2b	3b	hr	bf	bavg	wp	hbp	bk	sfa	sha
2019	3.18	1-2	19	0	0	0/0	3	22.2	13	10	8	14	23	2	0	3	98	.163	6	1	0	1	2
2020	6.97	2-2	6	0	0	0/1	0	10.1	9	8	8	4	10	4	1	0	44	.231	0	0	0	0	1
2021	5.08	5-2	13	12	0	0/1	0	67.1	63	44	38	25	72	15	1	7	300	.242	4	12	0	3	0
2022	3.10	1-2	4	4	1	1/0	0	20.1	13	9	7	10	22	1	1	2	88	.178	2	2	1	1	2
TOTAL	4.55	9-8	42	16	1	1/2	3	120.2	98	71	61	53	127	22	3	12	530	.217	12	15	1	5	5

Steil, Jack

Year	avg	gp-gs	ab	r	h	2b	3b	hr	rbi	tb	slg%	bb	hbp	so	gdp	ob%	sf	sh	sb-att	po	a	e	fld%
2021	.203	28-19	64	10	13	3	1	3	11	27	.422	2	5	25	0	.282	0	1	2-2	165	8	2	.989
2022	.211	10-4	19	0	4	0	0	0	3	4	.211	0	0	6	0	.190	2	0	0-0	46	2	0	1.000
TOTAL	.205	38-23	83	10	17	3	1	3	14	31	.373	2	5	31	0	.261	2	1	2-2	211	10	2	.991

Swansen, Gabe

Year	avg	gp-gs	ab	r	h	2b	3b	hr	rbi	tb	slg%	bb	hbp	so	gdp	ob%	sf	sh	sb-att	po	a	e	fld%
2022	.111	6-2	9	1	1	0	0	0	0	1	.111	2	0	1	0	.273	0	0	0-0	3	0	0	1.000
TOTAL	.111	6-2	9	1	1	0	0	0	0	1	.111	2	0	1	0	.273	0	0	0-0	3	0	0	1.000

Walsh, Will

Year	avg	gp-gs	ab	r	h	2b	3b	hr	rbi	tb	slg%	bb	hbp	so	gdp	ob%	sf	sh	sb-att	po	a	e	fld%
------	-----	-------	----	---	---	----	----	----	-----	----	------	----	-----	----	-----	-----	----	----	--------	----	---	---	------

Wessel, Drew


Year	avg	gp-gs	ab	r	h	2b	3b	hr	rbi	tb	slg%	bb	hbp	so	gdp	ob%	sf	sh	sb-att	po	a	e	fld%
------	-----	-------	----	---	---	----	----	----	-----	----	------	----	-----	----	-----	-----	----	----	--------	----	---	---	------

Wimmers, Nick

Year	avg	gp-gs	ab	r	h	2b	3b	hr	rbi	tb	slg%	bb	hbp	so	gdp	ob%	sf	sh	sb-att	po	a	e	fld%
2022	.000	1-0	1	0	0	0	0	0	0	0	.000	0	0	0	0	.000	0	0	0-0	0	0	0	.000
TOTAL	.000	1-0	1	0	0	0	0	0	0	0	.000	0	0	0	0	.000	0	0	0-0	0	0	0	.000

2022 BOX SCORES

GAME 13: SUNDAY, MARCH 13
OMAHA 4, NEBRASKA 3



Box score for Game 13 showing player stats for Nebraska 3 (4-9) and Omaha 4 (5-9). Includes columns for Player, AB, R, H, RBI, BB, SO, PO, A, LOB and a Totals row.

Score by Innings table for Game 13 showing runs, hits, and errors by inning.

Note: 1 out, 1 runner LOB when the game ended.

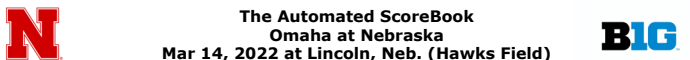
E - Gomes, C.; Hurdle; Rosario. LOB - NEB 5; Omaha 8. 2B - Matthews, B.; Denk; Lombardi. HR - Jackson, C.; Boeve. HBP - Satsky. SH - Hanafan; Satsky. SB - Caron, J.; Palmer, T.; Banjoff, L..

Individual player statistics for Game 13, including batting averages and pitching logs for both teams.

Win - Machado (2-1). Loss - Perry, K. (0-2). Save - None. HBP - by Perry, K. (Satsky). Pitches/strikes: Frank, K. 73/50; Perry, K. 43/31; Bell 87/53; Machado 58/36.

Umpires - HP: Jon Fye 1B: Joshua Nolen 3B: Carlos Martinez Start: 3 pm Time: 2:35 Attendance: 3009 Weather: 55 and sunny Frank, K. faced 1 batter in the 6th.

GAME 14: MONDAY, MARCH 14
NEBRASKA 6, OMAHA 5



Box score for Game 14 showing player stats for Omaha 5 (5-10) and Nebraska 6 (5-9). Includes columns for Player, AB, R, H, RBI, BB, SO, PO, A, LOB and a Totals row.

Score by Innings table for Game 14 showing runs, hits, and errors by inning.

Note: 1 out, 1 runner LOB when the game ended.

E - Denk; Goldston; Banjoff, L.; Jackson, C., DP - Nebraska 1. LOB - Omaha 11; Nebraska 9. 2B - Lombardi; Anderson, M.; Anglim, G., HR - Boeve; Everitt, G. 2; Cervantes, E. HBP - Rosario. SH - Denk; Lombardi; Jackson, C., SF - Hurdle. SB - Matthews, B. 2. CS - Anglim, G..

Individual player statistics for Game 14, including batting averages and pitching logs for both teams.

Win - Bragg, B. (1-1). Loss - Howe (0-3). Save - None. WP - Schanaman, S.; Ornelas, M., HBP - by Olson, E. (Rosario).

Umpires - HP: Bill McGuire 1B: Jeff Henrichs 2B: Trey Nelson 3B: Jason Harstick Start: 1:05pm Time: 2:44 Attendance: 1466 Weather: 54 degrees, 15 mph to right Ornelas, M. faced 2 batters in the 8th.

GAME 15: TUESDAY, MARCH 15
NEBRASKA 12, NEW MEXICO STATE 6



Box score for Game 15 showing player stats for New Mexico State 6 (9-5) and Nebraska 12 (6-9). Includes columns for Player, AB, R, H, RBI, BB, SO, PO, A, LOB and a Totals row.

Score by Innings table for Game 15 showing runs, hits, and errors by inning.

E - Dieter, B.; Godfrey, P.; Funke, N. LOB - NMSU 7; Nebraska 7. 2B - Jackson, C.; Anderson, M.; Matthews, B.. HR - Jimenez, K.; Everitt, G.. HBP - Jensen, L. 2; Chick, C. SH - Villareal, C.; Jackson, C. SB - Jimenez, K.; Anderson, M.; Everitt, G.; Matthews, B. 2. CS - Everitt, G.; Chick, C..

Individual player statistics for Game 15, including batting averages and pitching logs for both teams.

Win - McCarville (2-1). Loss - Blazek, C. (1-2). Save - None. WP - Dickson, F.; Caperton, M.; Mason, Q., HBP - by Blazek, C. (Jessen, L.); by Dickson, F. (Chick, C.); by Dickson, F. (Jessen, L.). BK - Blazek, C. 2. Pitches/strikes: Blazek, C. 79/45; Dickson, F. 25/10; Shadid, A. 12/9; Caperton, M. 29/18; Hibbitts, L. 11/8; McCarville 85/54; Benson, C. 10/7; Jelkin, J. 15/9; Feekin, C. 30/14; Mason, Q. 16/4; Hawkins, C. 6/3.

Umpires - HP: Joshua Nolen 1B: Jason Harstick 2B: Lance Vaughn 3B: Ryan Karle Start: 6:35pm Time: 2:58 Attendance: 4901 Weather: 62 degrees, 10mph to left

GAME 16: WEDNESDAY, MARCH 16
NEBRASKA 6, NEW MEXICO STATE 5



Box score for Game 16 showing player stats for New Mexico State 5 (9-6) and Nebraska 6 (7-9). Includes columns for Player, AB, R, H, RBI, BB, SO, PO, A, LOB and a Totals row.

Score by Innings table for Game 16 showing runs, hits, and errors by inning.

Note: 2 outs, 3 runners LOB when the game ended.

E - Antillon, G.; Gallina, L.; Jackson, C. 2. DP - Nebraska 1. LOB - NMSU 9; Nebraska 4. 2B - Funke, N.; Grabosch, R. 3B - Paganí, E.; Tabak, T., HR - Chick, C., HBP - Tabak, T., SF - Antillon, G.; Matthews, B., SB - Funke, N.; Anglim, G..

Individual player statistics for Game 16, including batting averages and pitching logs for both teams.

Win - Olson, E. (1-2). Loss - Rodriguez, B (0-2). Save - None. WP - Maltrud, R. 2; Christo, D.; Brockett, J.; Bragg, B.; Martin, T., HBP - by Brockett, J. (Tabak, T.). BK - Rodriguez, B. Pitches/strikes: Maltrud, R. 83/51; Estrella, N. 20/12; Rodriguez, B. 13/8; Bustamonte, A. 10/7; Christo, D. 23/8; Brockett, J. 31/20; Bragg, B. 58/37; Martin, T. 17/10; Hood, C. 10/6; Olson, E. 13/8.

Umpires - HP: Jason Harstick 1B: Lance Vaughn 2B: Ryan Karle 3B: Joshua Nolen Start: 1:35pm Time: 2:50 Attendance: 5043

LAST TIME A NEBRASKA HITTER HAD...

4 Hits in a Game:.....Griffin Everitt (4) vs. Omaha, March 14, 2022
Consecutive 4-Hit Games:...Ben Miller (4 & 4) on April 8 & 9, 2017 - both vs. Maryland
5 Hits in a Game:.....Gunner Hellstrom (5) at Rutgers, April 21, 2018
6 Hits in a Game:..... Steve Edlefsen (6) vs. Iowa, April 11, 2006

2 Hits in an Inning:.....Jaxon Hallmark (1B/1B), at Illinois, April 4, 2021
2 Extra-Base Hits in an Inning:..... Cam Chick (HR/2B), Minnesota, March 28, 2021

7 At Bats in a Game:..... Joe Acker (7) at Rutgers, May 10, 2021
8 At Bats in a Game:..... DJ Belfonte (8) at UL-Lafayette (15 inn.), Feb. 20, 2008
9 At Bats in a Game:...Pat Kelly/Chad Christensen (9) vs. Northwestern (16 inn.), March 29, 2013

4 Runs in a Game:.....Jaxon Hallmark (4) vs. NJIT, June 6, 2021
5 Runs in a Game:..... Steve Edlefsen at Iowa, April 11, 2006
6 Runs in a Game:.....Craig Moore vs. Chicago State, March 16, 1999

3 Doubles in a Game:..... Joe Acker (3) vs. Maryland, April 9, 2021

2 Triples in a Game:..... Garrett Anglim (2) at UT Arlington, March 5, 2022
2 Triples in Consecutive Games:..Blake Headley vs. Northern Colorado, March 10-11, 2015

2 HRs in a Game:.....Griffin Everitt vs. Omaha, March 14, 2022
3 HRs in a Game:..... Dan Johnson vs. Southern Utah (DH 1), March 6, 2001
2 HRs in an Inning:...Curtis Ledbetter/Brandon Fusilier vs. South Dakota State (4th inning for both), March 13, 2005
HRs in Consecutive At Bats:..... Leighton Banjoff at Arizona State, March 1, 2020
Grand Slam:..... Luke Roskam at Rutgers, May 9, 2021
A Pinch-Hit Home Run:..... Ty Roseberry vs. Purdue, April 6, 2019
An Inside-the-Park Home Run:..... Joe Acker vs. Rutgers, April 30, 2021
An Inside-the-Park Grand Slam:..... Jaxon Hallmark at Kansas State, April 2, 2019
Led Off Game with Home Run:..... Cam Chick at Baylor, Feb. 15, 2020
A Walk-Off Home Run to Win a Game:...Steven Reveles vs. Loyola Marymount, March 11, 2016
Had a Homer and a Win, Same Game:..... Ben Miller vs. Creighton, April 4, 2017
Homered in First Career At-Bat:.....Max Anderson vs. Purdue, March 5, 2021
Homered in First Career Game:.....Max Anderson vs. Purdue, March 5, 2021
Freshman Homered in First Career Game:...Max Anderson vs. Purdue, March 5, 2021
Back-to-Back Multi-HR Games:..Scott Schreiber vs. Penn State (5/15/16) & at Creighton (5/17/16)
Homered in Three-Straight Games:..Scott Schreiber (5) (at OSU, at MSU), 3/30-4/8/18

Hit For the Cycle:..... Steve Edlefsen at Iowa, April 11, 2006

6 RBI in a Game:..... Luke Roskam at Rutgers, May 9, 2021
7 RBI in a Game:..... Josh Scheffert (7) at Ohio State, April 15, 2012
8 RBI in a Game:..... Adam Bailey (8) vs. Creighton, May 18, 2010
9 or more RBI in a Game:.....Craig Moore (10) vs. Chicago State, March 16, 1999

10 or More Total Bases:..... Griffin Everitt (11) vs. Omaha, March 14, 2022

4 Walks in a Game:..... Cam Chick (4) vs. Michigan (2), May 25, 2019
5 Walks in a Game:..... Jim Bailey vs. Chicago State, March 16, 1999

5 Strikeouts in a Game:.....Kurt Farmer vs. UCLA, March 5, 2011

3 Stolen Bases:.....Jaxon Hallmark (3) at Rutgers, May 9, 2021
4 Stolen Bases:..... John Cole vs. Texas-San Antonio, Feb. 26, 2000
Stole Home:.....Brice Matthews at Illinois, April 4, 2021

3 HBP in a Game:.....Kale Kiser (3) vs. Oklahoma State, April 3, 2011

4 Sacrifice Bunts in Game:...Andrew Sawyers vs. Kansas State, April 4, 1998 (NCAA Record)

LAST TIME A NEBRASKA PITCHER HAD...

An Individual No-Hitter - 9 Innings:.....Richard Geier vs. Kansas, April 20, 1954
An Individual No-Hitter - 7 Innings:..... Anthony Kelley vs. Oklahoma, April 5, 1981
Note: Nate Fisher pitched 8.0 no-hit innings on March 9, 2019 at Baylor (not complete game)

A Combined No-Hitter:..... Kyle Kubat (5.0), Tyler Niederklein (2.1), Dylan Vogt (1.2) vs. Arkansas, April 16, 2013

A 2-Hit Game (individual):..... Matt Waldron vs. Michigan State (DH 1), March 22, 2019
A 1-Hit Game (individual):.. Michael Mariot vs. Houston Baptist (Game 2), March 13, 2010
A 1-Hit Game (combined):.. Nate Fisher (8.0), Robbie Palkert (0.2), Colby Gomes (0.1) at Baylor, March 9, 2019

Picked off Two Base Runners in an Inning: Aaron Bummer at The Citadel, March 1, 2014

A Complete Game - 9 innings:..Shay Schanaman vs. Northwestern State, March 5, 2022
A Complete Game - less than 9 inn.:.. Chance Sinclair vs. Texas A&M (8 inn.), March 6, 2015
A Complete Game by a Freshman:..Matt Waldron (9 inn.) vs. Penn State, May 14, 2016
A Complete Game by a Freshman - 9 inn.:.. Matt Waldron vs. Penn State, May 14, 2016
Consecutive Complete Games - 9 inn.:... Christian DeLeon vs. Ohio State & Minnesota, April 4/12, 2014

A Complete-Game Shutout - 9 Inn.:..Shay Schanaman vs. Northwestern State, March 5, 2022
A Complete-Game Shutout - less than 9 inn.:.. Tom Lemke (7 inn.) vs. Oklahoma, March 28, 2010
Consecutive Shutouts:..Shane Komine vs. Iowa State, April 28, 2000 & at Texas, May 6, 2000
A Complete-Game Shutout by a Freshman:.. Matt Waldron vs. Penn State, May 14, 2016

Immaculate Inning:..... Cade Povich vs. Michigan (1st Inning), May 28, 2021
A Three-Pitch Inning:..... Colton Howell vs. Northwestern, April 19, 2014

Hit 4 or More Batters in a Game:.. Matt Freeman (4) vs. Northern Colorado, March 24, 2009
Hit 5 or More Batters in a Game:.....Shane Komine (5) vs. Nicholls State, Feb. 19, 1999

10 Strikeouts in a Game:...Dawson McCarville (10) vs. New Mexico State, March 15, 2022
10+ Strikeouts in a Game:..... Shay Schanaman (11) vs. Maryland, April 11, 2021
15+ Strikeouts in a Game:..... Joba Chamberlain (15) vs. New Mexico, Feb. 25, 2005

Struck out 4 Batters in an Inning:.. Michael Mariot (6th inning) vs. Texas A&M, April 30, 2010

Lost a Game Without Giving Up an Earned Run:...Cade Povich at Baylor, Feb. 16, 2020

LAST TIME NEBRASKA HAD...

25+ Runs: 50 vs. Chicago State, March 16, 1999
20+ Runs: 21 at UC Riverside, Feb. 15, 2019
10 Runs in an Inning: 11 at Baylor (1st), Feb. 14, 2020

20+ Hits: 20 at UC Riverside, Feb. 15, 2019

Every Husker Starter Had a Hit: vs. NJIT, June 6, 2021
9 or More Husker Batters Scored At Least One Run vs. NJIT, June 6, 2021

0 Strikeouts on Offense: vs. UNLV, March 30, 2014

0 Walks on Offense: vs. TCU, February 27, 2022

10+ Doubles: vs. Creighton (11), May 18, 2010
9+ Doubles: vs. Creighton (11), May 18, 2010
8+ Doubles: vs. Louisiana Tech (8), March 16, 2012
7+ Doubles: vs. Louisiana Tech (8), March 16, 2012
3 Consecutive Doubles: ... Mike Waldron, Joe Acker, Mojo Hagge at Cal Poly, March 25, 2017

3 Triples: at UT Arlington (3), March 5, 2022

9 HRs: vs. Chicago State, March 16, 1999
6 HRs: vs. Southern Utah (1), March 6, 2001
5 HRs: at Arizona State, March 1, 2020
Back-to-Back Homers: Spencer Schwellenbach/Cam Chick (5th inn.) at Illinois, April 3, 2021
3 Consecutive Homers: Jed Dalton/Darin Erstad/Derek Dukart vs. Iowa State, May 15, 1994
2 Homers in an Inning: Efray Cervantes/Griffin Everitt (7th inn.) vs. Omaha, March 14, 2022
3 Homers in an Inning: Cam Chick/Max Anderson/Jack Steil (3rd inn.) at Iowa, March 20, 2021

2 Grand Slams in a Game: Dan Wright/Jeff Leise vs. Western Illinois, April 19, 2000
Grand Slams in Back-to-Back Games: Kash Kalkowski/Kale Kiser vs. Washington/Missouri State, Feb. 19-20, 2011

10+ Stolen Bases: 10 vs. Peru State, May 6, 1996
7+ Stolen Bases: 8 vs. Northwestern (16 inn.), March, 29, 2013

Rallied from a 10-run deficit: .. vs. North Dakota, March 30, 2010 (Trailed 10-0 in the 2nd, won 11-10)
Rallied from a deficit of 7 runs/greater: vs. Ohio State, May 22, 2021 (Trailed 9-2 after 6th, won 11-9)
Rallied from a deficit of 6 runs/greater: vs. Ohio State, May 22, 2021 (Trailed 9-2 after 6th, won 11-9)
Rallied from a deficit of 5 runs/greater: vs. Ohio State, May 22, 2021 (Trailed 9-2 after 6th, won 11-9)

Was shut out – General: at Iowa (3-0), March 19, 2021
Was shut out – At Home: Kansas State (5-0), April 16, 2019
Was shut out – On the Road: at Iowa (3-0), March 19, 2021

Held to 2 or fewer hits: 2 vs. UC Riverside, Feb. 17, 2018

Swept a Conference Series: Northwestern (2-0), Mary 14-15, 2021
Were Swept in a Conference Series: Rutgers (0-3), May 4, 2021
Were Swept in a Conference Series at Home Rutgers (0-3), May 4, 2021

Allowed 2 hits or less: vs. Maryland (2), April 11, 2021
Walked 10+: at Arkansas (10), June 5, 2021
Walked 15+: Wichita State (17), March 18, 2016

Struck out 15+ Batters: vs. Columbia (16 in 9 inn.), March 6, 2020
Struck out 30+ in a 3-Game Series: vs. Texas (33 in 3 games), March 27-29, 2015

Walk-Off Win: Efray Cervantes, 6-5 vs. New Mexico State (9 inn.), March 16, 2022
2-Straight Walk-Off Wins:.. Pat Kelly (Illinois, May 17, 2014) & Tanner Lubach (Ohio St., May 21, 2014)

2-Straight Complete Games: . Chance Sinclair & Aaron Bummer (Ohio State) April 4-5, 2014
3-Straight Complete Games: .. Christian DeLeon, Chance Sinclair & Aaron Bummer (Ohio St.), April 4-6, 2014

A Player Ejection: Michael Pritchard vs. UC Irvine (DH 1), March 15, 2014
A Head Coach Ejection: Will Bolt vs. TCU, February 27, 2022
An Assistant Coach Ejection: Eric Newman vs. Kansas, April 20, 2008

Turned a Triple Play: vs. Northern Colorado, March 27, 2007
Had a Triple Play Turned Against: vs. Michigan State, May 13, 2017

7 Errors in a Game: vs. Kansas State, March 11, 1997
6 Errors in a Game: vs. Michigan (6), May 25, 2019
5 Errors in a Game: vs. Michigan (6), May 25, 2019

Scored in every inning (9 inn.): vs. Texas Tech (W, 12-8), May 23, 2002
Lost a game without giving up an earned run: .. vs. UC Riverside, Feb. 17, 2017 (Lost 4-3)

LAST TIME A NEBRASKA OPPONENT HAD...

4 Hits in a Game: Drew Swift (4), at Arizona State, Feb. 28, 2020
5 Hits in a Game: Michael Woodworth (5), vs. UConn, June 2, 2019

7 RBI in a Game: Lee Leskowski (7), Missouri, April 14, 2002

Hit for the Cycle: Ross Kivett (HR-3B-2B-1B), at Kansas State, March 26, 2014

2 Home Runs: Cole Barr (2), vs. Indiana, May 9, 2021
3 Home Runs: Jeff Larish, Arizona State, June 21, 2005
3 Home Runs in a Series: Alec Bohm, at Wichita State, March 2-4, 2018

A Grand Slam: Kevin Jimenez, vs. New Mexico State, March, 15, 2022
2 Grand Slams in a Game: at Wichita State, March 2, 2018
3 Grand Slams in a Series: at Wichita State, March 2-4, 2018

Back-to-Back Homers: Josh Rodriguez/Mike Nyisztor (7th inn.), Rutgers, May 1, 2021
A Walk-Off Homer: Eli Wilson at Minnesota, March 29, 2019
Team Hit 9 HR in a Game: at Missouri, April 1, 1998

10+ Runs in an Inning: Georgia Tech (10 in the 5th), Feb. 11, 2001

20+ Hits in a Game: vs. UConn (22), June 2, 2019

A One-Hitter: Matt Smith, Oklahoma State, April 24, 1998
A No-Hitter: Jim Maddock, Missouri (13-0), May 3, 1981

A Complete Game (9 innings): Steve Hajjar, vs. Michigan, May 28, 2021

10 Strikeouts in a Game: Sam Benschoter (17), at Michigan State, April 25, 2021

Walk-Off Win: at Omaha, 4-3, March 13, 2022 (RBI single in 9th)
Two Walk-Off Wins in a Series: at Minnesota [Games 1 (HR) & 3 (WP)], March 29-31, 2019

7 Errors in a Game: vs. Northwestern (7), March 31, 2013