



NEBRASKA BASEBALL

2022 GAME NOTES

- 3 CWS APPEARANCES - 17 NCAA TOURNAMENTS - 12 CONFERENCE TITLES

2022 SCHEDULE

OVERALL: 5-9

BIG TEN: 0-0

Date	Opponent	Time (CT)/Result
Feb. 18	at Sam Houston	L, 8-5
Feb. 19	at Sam Houston (DH 7 INN.)	L, 5-1
Feb. 19	at Sam Houston (DH 9 INN.)	W, 12-9
Feb. 20	at Sam Houston	L, 6-3
Feb. 25	vs. No. 17 TCU#	L, 4-1
Feb. 26	vs. No. 17 TCU#	L, 8-3
Feb. 27	vs. No. 17 TCU#	L, 5-3
March 4	vs. Northwestern State&	W, 2-0
March 4	at UT Arlington	L, 4-3
March 5	vs. Northwestern State&	W, 6-0
March 5	at UT Arlington	W, 8-2
March 9	at Kansas State	L, 6-4
March 13	at Omaha	L, 4-3
March 14	Omaha	W, 6-5
March 15	New Mexico State	6:35 PM
March 16	New Mexico State	1:35 PM
March 18	Texas A&M-Corpus Christi	6:35 PM
March 19	Texas A&M-Corpus Christi	2:05 PM
March 20	Texas A&M-Corpus Christi	12:05 PM
March 23	South Dakota State	6:35 PM
March 25	Michigan*	7:30 PM
March 26	Michigan*	2:05 PM
March 27	Michigan*	11 AM
March 29	at Creighton	6:30 PM
April 1	at Ohio State*	5:05 PM
April 2	at Ohio State*	2:05 PM
April 3	at Ohio State*	12:05 PM
April 6	at Omaha	6 PM
April 8	Rutgers*	6:35 PM
April 9	Rutgers*	3:15 PM
April 10	Rutgers*	12:05 PM
April 12	Creighton	6:35 PM
April 14	BYU	6:35 PM
April 15	BYU (DH)	2 PM
April 15	BYU (DH)	5:30 PM
April 16	BYU	11:05 AM
April 20	North Dakota State	6:35 PM
April 22	at Indiana*	6 PM
April 23	at Indiana*	1 PM
April 24	at Indiana*	11 AM
April 26	Kansas State	6:35 PM
April 27	Omaha	6:35 PM
April 29	Iowa*	7 PM
April 30	Iowa*	2:05 PM
May 1	Iowa*	12:05 PM
May 6	at Minnesota*	6 PM
May 7	at Minnesota*	2 PM
May 8	at Minnesota*	1 PM
May 13	at Illinois*	6 PM
May 14	at Illinois*	3 PM
May 15	at Illinois*	2 PM
May 17	Oral Roberts	6:35 PM
May 19	Michigan State*	6:35 PM
May 20	Michigan State*	6:35 PM
May 21	Michigan State*	12:05 PM
May 25-29	Big Ten Tournament	TBD

Home games in **BOLD** • * - Denotes Big Ten Game
- Played at Globe Life Field • & - Played at UT
Arlington

NEBRASKA (5-9) VS. NEW MEXICO STATE (9-4)

MARCH 15-16, 2022

HAWKS FIELD • LINCOLN, NEB.

	<p>Tuesday, March 15 • 6:35 p.m. (CT) Online Stream: BIG+ Radio: Huskers Radio Network Dawson McCarville (1-1) vs. Cam Blazek (1-1)</p>	
	<p>Wednesday, March 16 • 1:35 p.m. (CT) Online Stream: BIG+ Radio: Huskers Radio Network TBD vs. TBD</p>	

PROBABLE LINEUP

POSITION PLAYERS

Pos.	#	Player	GP-GS	AVG	R	H	2B	3B	HR	RBI	SB-ATT	OPS
C	16	Griffin Everitt	14-14	.327	9	18	1	0	3	11	0-0	.876
1B	11	Jack Steil	8-4	.211	0	4	0	0	0	3	0-0	.401
2B	14	Brice Matthews	13-13	.267	9	12	3	0	1	5	5-5	.733
3B	9	Efry Cervantes	9-9	.214	3	6	1	0	1	4	0-0	.590
SS	20	Core Jackson	10-7	.200	3	5	2	1	1	6	0-0	.672
LF	10	Leighton Banjoff	14-14	.216	5	11	3	0	0	3	3-3	.614
CF	13	Cam Chick	11-9	.152	2	5	0	0	1	4	1-1	.458
RF	18	Garrett Anglim	10-6	.375	1	9	2	2	0	2	0-1	.375
DH	4	Max Anderson	14-14	.281	9	16	2	2	0	3	0-1	.714

STARTING PITCHERS

R/L	#	Player	ERA	W-L	App.	GS	IP	R	ER	BB	SO
RHP	49	Dawson McCarville	5.27	1-1	3	3	13.2	10	8	4	7
---	--	TBD	---	---	-	-	---	-	-	-	--

The Nebraska baseball team continues its 10-game homestand at Hawks Field with a two-game midweek series vs. New Mexico State on Tuesday-Wednesday, March 15-16.

First pitch on Tuesday is scheduled for 6:35 p.m., while Wednesday's contest is set for 1:35 p.m. at Hawks Field.

Tuesday and Wednesday's games will be broadcast live on B1G+. Fans can also listen to Greg Sharpe and Ben McLaughlin call the action on Tuesday night and Sharpe and Nick Handley on the call Wednesday on the Huskers Radio Network. Both games will be carried on KLIN (1400 AM) in Lincoln and KXSP (590 AM) in Omaha. Every game this season can be heard for free on Huskers.com and the Official Nebraska Huskers App for both iOS and Android devices.

Last Time Out

Nebraska split a two-game series with Omaha after a 6-5 walk-off victory for the Big Red on Monday afternoon at Hawks Field. The Mavericks took the first game on Sunday with a 4-3 walk-off victory in Omaha. On Monday, Huskers led 5-3 after seven innings until the Mavericks tied it up at five in the top of the ninth. Max Anderson looped a double down the left field line in the bottom of the ninth with one out and came around to score on Griffin Everitt's walk-off RBI single. Everitt had a career day at the plate, going 4-for-5 with two home runs, four RBI and two runs.

3/13: Omaha 4, Nebraska 3

3/14: Nebraska 6, Omaha 5

Next Up

Nebraska continues play at home after the midweek series with the Aggies, welcoming Texas A&M-Corpus Christi to Hawks Field for a three-game series on Friday-Sunday, March 18-20.

2022 NEBRASKA BASEBALL ROSTER

ALPHABETICAL ROSTER

No.	Player	Letters	Pos.
4	Anderson, Max	*	INF
18	Anglim, Garrett		OF
10	Banjoff, Leighton	**	INF/OF
37	Benson, Chandler		LHP
48	Bradford, Ethan	**	LHP
12	Bragg, Braxton	**	RHP
33	Brockett, Jackson		LHP
27	Bunz, Jake	*	LHP
5	Caron, Josh		C/INF
9	Cervantes, Efray	*	INF
13	Chick, Cam	***	INF
25	Christo, Drew		RHP
16	Everitt, Griffin	*	C
40	Feekin, Caleb	**	LHP
28	Frank, Koty	*	RHP
34	Gomes, Colby	**	INF/RHP
45	Guthmiller, Matthew		INF/OF
39	Hawkins, Corbin		RHP
32	Hood, CJ		RHP
20	Jackson, Core		INF
43	Jelkin, Jaxon		RHP
1	Jessen, Luke		RHP
41	Martin, Tyler	***	LHP
36	Mason, Quinn	**	RHP
14	Matthews, Brice	*	INF
49	McCarville, Dawson		RHP
38	Olson, Emmett	*	LHP
51	Ornelas, Mason		RHP
17	Palmer, Tyler		OF
19	Perry, Kyle	***	LHP
3	Petersen, Max		INF
21	Sartori, Luke	*	OF
8	Schanaman, Shay	***	RHP
11	Steil, Jack	*	INF
44	Swansen, Gabe		INF
30	Walsh, Will		INF/LHP
26	Wessel, Drew		C
47	Wimmers, Nick		C

*-Letters Earned

PRONUNCIATIONS

Player	Pronunciation
Garrett Anglim	Ang-lum
Efray Cervantes	Ee-fry Sir-vaughn-tess
Josh Caron	Care-n
Koty Frank	Cody
Colby Gomes	Gome-EZ
Lance Harvell	Har-VELL
Core Jackson	Cor
Danny Marcuzzo	Mar-coo-zo
Mason Ornelas	Or-nel-us
Luke Sartori	Sar-tori
Shay Schanaman	Shann-uh-man
Bryce Siecko	See-ko
Jack Steil	Style

NUMERICAL ROSTER

No.	Player	Yr.	Pos.	Ht.	Wt.	B/T	Hometown / Previous School(s)
1	Luke Jessen	Fr.	OF	5-9	170	L/L	Elkhorn, Neb. / Elkhorn South
3	Max Petersen	Fr.	INF	6-1	180	L/R	Lincoln, Neb. / Southwest
4	Max Anderson	So.	INF	6-0	195	R/R	Omaha, Neb. / Millard West
5	Josh Caron	Fr.	C/INF	6-0	215	R/R	Sun Prairie, Wis. / Sun Prairie
8	Shay Schanaman	Sr.	RHP	6-0	195	R/R	Grand Island, Neb. / Grand Island
9	Efray Cervantes	Sr.	INF	6-1	185	R/R	Tucson, Ariz. / Salpointe Catholic/ South Mountain CC
10	Leighton Banjoff	Jr.	INF/OF	6-1	200	R/R	Sheffield Village, Ohio / Elyria Catholic
11	Jack Steil	So.	INF	6-2	215	R/R	Cold Spring, Minn. / Rocori
12	Braxton Bragg	Jr.	RHP	6-2	200	R/R	Kansas City, Mo. / Liberty
13	Cam Chick	Sr.	INF/OF	5-9	175	S/R	Columbia, Mo. / Hickman
14	Brice Matthews	So.	INF	6-0	175	R/R	Humble, Texas / Atascocita
16	Griffin Everitt	Sr.	C	6-0	210	R/R	Lincoln, Neb. / Southwest/Kansas City CC
17	Tyler Palmer	RFr.	OF	6-1	175	R/R	Columbus, Neb. / Scotus Central Catholic
18	Garrett Anglim	RFr.	OF	6-0	190	R/R	La Vista, Neb. / Papillion-La Vista
19	Kyle Perry	Sr.	LHP	6-0	190	L/L	Omaha, Neb. / Millard South
20	Core Jackson	Fr.	INF	6-0	185	L/R	Wyoming, Ontario / Central Collegiate
21	Luke Sartori	Jr.	OF	6-0	190	R/R	Lincoln, Neb. / Southwest/Hutchinson CC
25	Drew Christo	Fr.	RHP	6-4	230	L/R	Elkhorn, Neb. / Elkhorn
26	Drew Wessel	RFr.	C	6-0	180	R/R	Omaha, Neb. / Millard South
27	Jake Bunz	Sr.	LHP	6-5	240	L/L	Elkhorn, Neb. / Elkhorn South/Hutchinson CC
28	Koty Frank	Sr.	RHP	6-2	210	R/R	Tushka, Okla. / Tushka/Eastern Oklahoma State CC
30	Will Walsh	RFr.	INF/LHP	6-4	230	R/L	Leawood, Kan. / Rockhurst
32	CJ Hood	Fr.	RHP	6-4	195	R/R	Hickman, Neb. / Norris
33	Jackson Brockett	Fr.	LHP	6-1	190	L/L	Omaha, Neb. / Elkhorn South/Buford (Ga.)
34	Colby Gomes	Jr.	RHP	6-5	225	R/R	Omaha, Neb. / Millard West
36	Quinn Mason	Jr.	RHP	6-3	220	R/R	Gretna, Neb. / Gretna
37	Chandler Benson	Fr.	LHP	5-11	160	L/L	Frisco, Texas / Liberty
38	Emmett Olson	So.	LHP	6-4	230	L/L	Des Plaines, Ill. / Maine West
39	Corbin Hawkins	Fr.	RHP	6-2	200	R/R	Omaha, Neb. / Millard West
40	Caleb Feekin	Jr.	LHP	6-3	200	L/L	Papillion, Neb. / Papillion-La Vista
41	Tyler Martin	Sr.	LHP	6-2	185	L/L	Webb City, Mo. / Webb City
43	Jaxon Jelkin	Fr.	RHP	6-4	180	R/R	Bellevue, Neb. / Bellevue West
44	Gabe Swansen	Fr.	INF	5-11	190	R/R	Johnston, Iowa / Johnston
45	Matthew Guthmiller	Fr.	INF/OF	6-1	190	L/L	Omaha, Neb. / Millard South
47	Nick Wimmers	Jr.	C	6-3	205	S/R	Oregonia, Ohio / Norfolk State / Eastern Oklahoma State College
48	Ethan Bradford	Jr.	LHP	6-3	195	L/L	Lawrence, Kan. / Free State
49	Dawson McCarville	Sr.	RHP	6-3	215	R/R	Glendale, Ariz. / Sandra Day O'Connor/Grand Canyon
51	Mason Ornelas	Jr.	RHP	6-0	210	R/R	Fort Worth, Texas / L.D. Bell/Texas A&M

COACHING AND SUPPORT STAFF

- 7 Will Bolt, Head Coach (3rd Season)
- 22 Lance Harvell, Assistant Coach/Recruiting Coordinator (3rd season) - Third Base Coach
- 35 Jeff Christy, Assistant Coach (3rd season) - Pitching Coach
- 6 Danny Marcuzzo, Volunteer Assistant Coach (3rd season) - First Base Coach
- Gunner Hellstrom, Student Assistant
- Bryce Siecko, Strength Coach
- Curtis Ledbetter, Director of Operations
- Rob Childress, Director of Player Development
- Renee Brinkmann, Baseball Office Manager
- Jerry Weber, Athletic Trainer
- Nate Welker, Graduate Assistant Athletic Trainer
- Reid Hubert, Senior Student Athletic Trainer
- Alejandro Morales, Student Manager
- Alex Burbidge, Student Manager
- Kinley Hansen, Student Manager
- Kooper Jelinek, Student Manager
- Mitchell Ornelas, Student Manager
- Carter Owens, Student Manager
- Andrew Stubblefield, Student Manager
- Abel Yolich, Student Manager

2022 NEBRASKA BASEBALL PHOTO ROSTER



#1 Luke Jessen
Fr. • OF



#3 Max Petersen
Fr. • INF




#4 Max Anderson
So. • INF



#5 Josh Caron
Fr. • INF/C



#8 Shay Schanaman
Sr. • RHP



#9 Efray Cervantes
Sr. • INF



#10 Leighton Banjoff
Jr. • INF/OF



#11 Jack Steil
So. • INF



#12 Braxton Bragg
Jr. • RHP



#13 Cam Chick
Sr. • INF/OF



#14 Brice Matthews
So. • INF




#16 Griffin Everitt
Sr. • C



#17 Tyler Palmer
RFr. • OF




#18 Garrett Anglim
RFr. • OF



#19 Kyle Perry
Sr. • LHP



#20 Core Jackson
Fr. • INF



#21 Luke Sartori
Jr. • OF




#25 Drew Christo
Fr. • RHP



#26 Drew Wessel
RFr. • C



#27 Jake Bunz
Sr. • LHP



#28 Koty Frank
Sr. • RHP



#30 Will Walsh
RFr. • INF/LHP



#32 CJ Hood
Fr. • RHP



#33 Jackson Brackett
Fr. • LHP



#34 Colby Gomes
Jr. • RHP/1B



#36 Quinn Mason
Jr. • RHP



#37 Chandler Benson
Fr. • LHP



#38 Emmett Olson
So. • LHP



#39 Corbin Hawkins
Fr. • RHP



#40 Caleb Feekin
Jr. • LHP



#41 Tyler Martin
Sr. • LHP



#43 Jaxon Jelkin
Fr. • RHP



#44 Gabe Swansen
Fr. • INF



#45 Matt Guthmiller
Fr. • INF/OF




#47 Nick Wimmers
Jr. • C



#48 Ethan Bradford
Jr. • LHP



#49 Dawson McCarville
Sr. • RHP



#51 Mason Ornelas
Jr. • RHP

QUICK FACTS

UNIVERSITY OF NEBRASKA INFORMATION

Location Lincoln, Neb.
 Population 291,082
 Enrollment 24,431
 Founded 1869
 Nickname Cornhuskers, Huskers
 Colors Scarlet and Cream
 Affiliation NCAA Division I
 Conference Big Ten
 President Walter "Ted" Carter Jr.
 Chancellor Ronnie D. Green
 Athletic Director Trev Alberts

2022 TEAM INFORMATION

Letterwinners Returning/Lost 18/12
 Position Starters Returning/Lost 4/5
 Pitchers Returning/Lost 10/8
 Newcomers 15 (12 Freshmen)
 Head Coach Will Bolt (3rd season)
 Overall Record 46-31 (.597)
 Big Ten Record 31-12 (.721)
 Assistant Coach Lance Harvell
 Assistant Coach Jeff Christy
 Volunteer Assistant Danny Marcuzzo
 Facility .. Hawks Field at Haymarket Park (8,486)

NEBRASKA BASEBALL HISTORY

Season of Nebraska Baseball in 2021 116th
 First Season of Nebraska Baseball 1889
 All-Time Record 2,273-1,657-17 (.578)
 All-Time Conference Record ... 884-826-2 (.517)
 All-Time NCAA Tournament Record ... 36-35 (.507)
 Conference Regular Season Titles 8
 Conference Tournament Titles 4
 NCAA Tournament Appearances 17
 Super Regionals Appearances 4
 College World Series Appearances 3
 All-America Certificates 105
 First-Team All-America Certificates 48
 Freshman All-America Certificates 36
 CoSIDA Academic All-Americans 21
 All-Big Ten Selections (Since 2012) 42
 Perfect Games Thrown 2 (1954, 1980)
 No-Hitters Thrown ... 7 (3 Individual, 4 Combined)
 Huskers Who Have Played in the MLB 37

2022 SEASON INFORMATION

Overall Record 5-9
 Home Record 1-0
 Away Record 2-6
 Neutral Record 2-3

COMMUNICATIONS INFORMATION

Baseball Contact Jared Meister
 Email jmeister@huskers.com
 Phone 402-472-7781
 Fax 402-472-2005
 Ticket Office ... 1-800-8 BIG RED or 402-472-3111
 Ticket Website Huskers.com/Tickets
 Baseball Press Box Phone 402-434-6861
 Home Radio Phone 402-434-6876
 Visiting Radio Phone 402-434-6877
 Radio Huskers Radio Network

SOCIAL MEDIA

Twitter @Husker_Baseball
 Facebook NebraskaBaseball
 Instagram @Husker_Baseball
 Website Huskers.com/Baseball

2022 BIG TEN STANDINGS

THROUGH MARCH 14

Team	Big Ten	Pct.	Overall	Pct.
Purdue	0-0	.000	14-0	1.000
Maryland	0-0	.000	13-2	.867
Rutgers	0-0	.000	12-3	.800
Michigan	0-0	.000	8-6	.571
Michigan State	0-0	.000	7-6	.538
Iowa	0-0	.000	7-7	.500
Indiana	0-0	.000	6-9	.400
Illinois	0-0	.000	5-8	.385
Ohio State	0-0	.000	5-8	.385
Nebraska	0-0	.000	5-9	.357
Penn State	0-0	.000	4-8	.333
Minnesota	0-0	.000	5-12	.294
Northwestern	0-0	.000	4-10	.286

2022 PRESEASON COACHES POLL

1. Nebraska
2. Michigan
3. Iowa
4. Maryland
5. Ohio State
6. Indiana

NEBRASKA'S 2022 RECORD...

Category Record

Monday	1-0
Tuesday	0-0
Wednesday	0-1
Thursday	0-0
Friday	1-3
Saturday	3-2
Sunday	0-3
February	1-6
March	4-3
April	0-0
May	0-0

2022 HONORS & AWARDS

MAX ANDERSON

» Big Ten Preseason Honors List (Feb. 17)

KYLE PERRY

» Big Ten Preseason Honors List (Feb. 17)

SHAY SCHANAMAN

» Big Ten Preseason Honors List (Feb. 17)

» Big Ten Pitcher of the Week (March 9)

HEAD COACH WILL BOLT



3RD SEASON

**OVERALL RECORD:
46-31**

**BIG TEN RECORD:
31-12**

YEAR-BY-YEAR

Year	Overall	Pct.	Big Ten	Pct.
2020	7-8	.467	0-0	.000
2021	34-14	.708	31-12	.721
2022	5-9	.357	0-0	.000
Total	46-31	.597	31-12	.721

COACHING EXPERIENCE

NEBRASKA

Head Coach
 » 3rd season in 2022

TEXAS A&M

Assistant Coach
 » 5 seasons (2015-19)

NEBRASKA

Associate Head Coach
 » 3 seasons (2012-14)

TEXARKANA COLLEGE

Head Coach
 » 4 seasons (2008-11)

TEXAS A&M

Volunteer Assistant Coach
 » 2 seasons (2006-07)

NEBRASKA

Volunteer Assistant Coach
 » 1 season (2005)

PARKVILLE SLUGGERS (M.I.N.K. LEAGUE)

Head Coach
 » 2004

COLUMBIA ANGELS H.S. SELECT TEAM

Assistant Coach
 » 2003

HONORS

NEBRASKA

» 2021 Big Ten Coach of the Year

NCAA TOURNAMENT

NEBRASKA

» 2005 College World Series
 » 2014 NCAA Regional
 » 2021 NCAA Regional

TEXAS A&M

» 2007 NCAA Super Regional
 » 2015 NCAA Super Regional
 » 2016 NCAA Super Regional
 » 2017 College World Series
 » 2018 NCAA Regional
 » 2019 NCAA Regional

CONFERENCE CHAMPIONSHIPS

NEBRASKA

» 2021 Big Ten Regular Season Champions
 » 2005 Big 12 Regular Season Champions
 » 2005 Big 12 Tournament Champions

TEXAS A&M

» 2007 Big 12 Tournament Champions
 » 2016 SEC Tournament Champions

Scouting the New Mexico State Aggies

- New Mexico State enters the midweek series with a 9-4 record (1-2 WAC) after dropping their three-game series vs. Seattle U last weekend at home.
- Gunner Antillon is hitting .434 with nine doubles, two home runs, 13 RBI and 15 runs to lead the Aggies at the plate this season. Logan Gallina has a team-high five homers and 17 RBI while hitting .426 this season, followed by Ryan Grabosch (.353) and Cal Villareal (.351).
- Tuesday night starter Cam Blazek has made four appearances, making one start, and is 1-1 on the season with a 7.84 ERA. Blazek has allowed nine runs on 11 hits and has 11 strikeouts in 10.1 innings of work.
- As a team, the Aggies are hitting .323 with 149 hits, 35 doubles, six triples, 19 home runs and 108 runs. The NMSU pitching staff has a team ERA of 3.53, while allowing 58 runs, 47 earned, and striking out 147 hitters in 120 innings.
- Head coach Mike Kirby is in his third season at New Mexico State and has posted a career record of 41-42.

The Series

- Nebraska leads the all-time series over New Mexico State, 5-3.

• In their last meeting, the Huskers posted a 6-4 win over the Aggies at the Dairy Queen Classic in the Metrodome in Minneapolis, Minn. on March 3, 2012.

Leading Off

- Luke Jessen is hitting a team-best .333 at the plate, followed by Griffin Everitt (.327) and Colby Gomes (.324).
- Griffin Everitt leads the Huskers with three home runs, 11 RBI and nine runs, while Max Anderson and Brice Matthews are tied with Everitt with a team-high nine runs.
- In four appearances, Koty Frank has a 1.35 ERA after allowing only four runs, three earned, in 20 innings on the mound.
- Emmett Olson has made a team-high six appearances on the mound this season, followed by Tyler Martin and Mason Ornelas with five appearances each.
- As a team, Nebraska is hitting .258 with 119 hits, 19 doubles, five triples, eight homers and 60 runs.
- The Husker pitching staff has a team ERA of 4.03, while allowing 66 runs, 52 earned, and striking out 108 in 116 innings.

Home Sweet Home

- Nebraska began a string of 10 consecutive games at home at Hawks Field vs. Omaha on Monday.
- With the 6-5 walk-off victory over the Mavericks on Monday, the Huskers improved to 16-6 in home games under head coach Will Bolt.
- The Big Red went 10-5 last season at Hawks Field after going 5-1 in the 2020 campaign before the season was canceled due to COVID-19.

Schanaman Named Big Ten Pitcher of the Week

- Shay Schanaman was named Big Ten Pitcher of the Week on Wednesday, March 9 after earning his first win of the season in Nebraska's 6-0 victory against Northwestern State on Saturday, March 5.
- The Grand Island, Neb., native tossed a complete-game three-hit shutout and posted a season-high eight strikeouts with one walk. Schanaman allowed only two NSU baserunners to reach second base and faced 31 batters.
- Schanaman's performance was the first nine-inning complete-game shutout by a Nebraska pitcher since Jake Meyers vs. Western Carolina on March 12, 2017.

NEBRASKA IN THE BIG TEN

Year	Overall	Big Ten	Finish	Postseason	
				Big Ten	NCAA
2012	35-23	14-10	4th	1-2	DNQ
2013	29-30	15-9	T-2nd	4-2	DNQ
2014	41-21	18-6	2nd	3-1	1-2
2015	34-23	9-14	8th	0-2	DNQ
2016	37-22	16-8	2nd	0-2	0-2
2017	35-22-1	16-7-1	1st	1-2	0-2
2018	24-28	8-14	10th	DNQ	DNQ
2019	32-24	15-9	T-3rd	3-2	1-2
2020	7-8	* Season cut short due to COVID-19			
2021	34-14	31-12	1st	No Tournament	3-2
2022	5-9	0-0	--	--	--
Total	313-224-1	142-89-1	--	12-13	5-10

• Schanaman is the first Nebraska pitcher to be named Big Ten Pitcher of the Week since Nate Fisher earned the weekly distinction on March 11, 2019.

Gomes Returns to the Bullpen

- Junior Colby Gomes returns to the bullpen for the Huskers after missing all of the 2021 season due to injury.
- Gomes transitioned to a starting role in 2020, posting an 0-1 record with a 6.89 ERA in four starts and 15.2 innings of work on the mound.
- The Omaha native received first-team NCBWA Freshman All-America honors as a relief pitcher after serving as Nebraska's closer in 2019.
- In 19 appearances, Gomes recorded 13 saves, which tied for 11th nationally and fourth in the Big Ten. His 13-save total tied for the third-most in a single season by a Husker pitcher.

Newcomers Receive National Recognition

- The Nebraska baseball team received national recognition for its 2021 recruiting class.
- The Husker 2021 class was ranked No. 21 in the country by Baseball America, marking the second-highest recruiting class ranking in program history.
- The Huskers have been included on the national list three times in school history, joining the 2010 class (23rd) and the 2013 class (11th). NU counts a top-25 class for the first time in Will Bolt's head coaching tenure. Bolt also was the associate head coach on staff in 2013.
- The 2021 class was also ranked 20th nationally by Perfect Game and 36th by Collegiate Baseball. It marks the Huskers' second inclusion in Perfect Games's top 25, joining the 2014 class, which was 25th.

2022 Team Captains

- Cam Chick, Griffin Everitt, Kyle Perry and Shay Schanaman have been selected to serve as team captains for the 2022 season after a vote by the Nebraska baseball players.
- "These four guys bring their own style of leadership to our team," said head coach Will Bolt. "As a group, they continue to set the high standards of our program day in and day out. These guys have proven themselves as selfless teammates and consistent hard workers in their time here and are certainly deserving of this honor."

NEBRASKA AT HAWKS FIELD

Year	Overall Record	Conference Record
2002	29-5	9-3 #
2003	29-7	12-3 #
2004	19-8	5-7 #
2005	33-4	11-4 #
2006	20-7	9-3 #
2007	14-10	7-5 #
2008	29-5-1	9-2-1 #
2009	16-14	5-10 #
2010	19-7	6-6 #
2011	21-11	7-8 #
2012	20-10	8-4 *
2013	12-7	6-6 *
2014	19-8	9-3 *
2015	21-6	7-5 *
2016	21-6	9-3 *
2017	17-6	8-4 *
2018	13-12	5-6 *
2019	13-6	9-3 *
2020	5-1 -- Season cut short due to COVID-19 --	
2021	10-5	10-5 *
2022	1-0	0-0*
Total	381-145-1	151-90-1

- Big 12 Conference

* - Big Ten Conference

Huskers Seek Sixth NCAA Tournament Berth since 2014

• The Huskers look to continue their recent trend of qualifying for the NCAA Tournament. NU has made it to the NCAA Regionals in five of the last seven seasons (2014, 2016, 2017, 2019, 2021) (202 not included due to COVID-19).

• Nebraska made its 17th appearance in the NCAA Tournament in 2021, including the 14th in the past 21 seasons.

• The Huskers have advanced to a Super Regional four times since 2000, but haven't reached the Super Regional round since 2005 when the Huskers made their third trip to the College World Series.

2021 Big Ten Champions

• Nebraska secured the 2021 Big Ten regular-season title after a 4-0 weekend in the Bloomington Pod with one week left in the regular season. The Huskers capture the title with a 9-0 victory over Ohio State on Sunday.

• After joining the Big Ten for the 2012 season, the Huskers have now won a pair of Big Ten titles, as they also won the 2017 regular-season crown.

• After winning four conference titles as a player at Nebraska, head coach Will Bolt secured his first conference title as a head coach in Lincoln in just his second season at the helm of the Husker baseball program.

• In program history, Nebraska now has eight conference regular-season titles and four conference tournament titles.

• The Huskers were not picked in the top six of the preseason coaches' poll.

Three Huskers Taken in 2021 MLB Draft

• The Huskers have had at least three players picked in the MLB Draft nine times since 2010 after Cade Povich, Spencer Schwellenbach and Cam Wynne had their names called in the 2021 MLB Draft.

• Povich and Schwellenbach were the first Husker teammates to be taken in the first three rounds of the MLB Draft since 2005 when Alex Gordon was the No. 2 overall pick by Kansas City and Brian Duensing was selected in the third round by Minnesota.

• Schwellenbach heard his name called in the second round when he was taken 59th overall by the Atlanta Braves. The Big Ten Player of the Year and 2021 John Olerud Two-Way Player of the Player of the Year joins the Braves Organization after hitting .284 with six homers and 40 RBI and shortstop, while also going 3-1 with 10 saves and a 0.57 ERA in 31.2 innings of work for the Big Red last season.

• Povich was the second Husker baseball player to be taken, as he was the 98th overall pick by the Minnesota Twins in the third round. A 2021 first-team All-Big Ten selection, Povich anchored the NU pitching staff in 2021 with a 6-1 record, 3.11 ERA and 88 strikeouts to 22 walks over 15 starts.

• Wynne was taken by the Philadelphia Phillies in the 20th round of the MLB Draft. The Lincoln native was an integral arm out of the bullpen for Nebraska, making 17 relief appearances with a 3.12 ERA and 19 strikeouts over 17.1 innings. Wynne limited opposing hitters to a .113 average at the plate.

Rob Childress Returns to NU Staff

• Head coach Will Bolt added Rob Childress to the NU staff as Director of Player Development for the Husker baseball program last summer.

• A veteran of college baseball with 30 years of coaching experience, Childress is no stranger to Lincoln, as he served as an assistant coach at Nebraska from 1998 to 2002 and as associate head coach from 2003 to 2005. In his new role with the Huskers, Childress oversees the personal and athletic development of each individual Nebraska baseball student-athlete.

• Childress returned to Haymarket Park after spending the last 16 seasons as the head coach at Texas A&M. He led the Aggies to the NCAA Tournament a school-record 13 consecutive times (2007-19), including six regional titles and a pair of trips to the College World Series in 2011 and 2017. Childress, who posted a 622-336-3 record at Texas A&M, won two regular-season titles and four conference tournament championships during his stint at Texas A&M.

• Childress was integral in bringing Nebraska to the forefront of college baseball during his first stint on the Husker coaching staff. During his eight seasons on staff, Husker pitchers produced four of the top five single-season strikeout totals in school history, including a school-record 538 strikeouts in 2005, while issuing fewer than three walks per game in his final five seasons in Lincoln. The team went to the NCAA Tournament six times in a seven-year span, including three appearances at the College World Series. The Huskers won three regular-season Big 12 titles (2001-03-05) and four Big 12 Tournaments (1999-2000-01-05).

Hawks Field Celebrates 21st Year in 2022

• The 2022 campaign marks Nebraska's 21st year playing home games at Hawks Field at Haymarket Park. The Huskers moved to Hawks Field in 2002 after playing at Buck Beltzer Stadium for 23 years from 1979 to 2001.

• Nebraska holds a 380-145-1 record at Hawks Field and has posted a winning record at home in each of the last 20 seasons. This season, the Huskers have 30 home games scheduled, beginning on March 11 against Long Beach State.

• Nebraska has ranked in the top 15 nationally in average attendance in each of the past eight years. Last season, the Huskers ranked sixth in the nation with an average of 3,289 fans per home game.

2022 OVERALL STATS



The Automated ScoreBook Overall Statistics for Nebraska (as of Mar 14, 2022) (All games Sorted by Batting avg)



Record: 5-9 Home: 1-0 Away: 2-6 Neutral: 2-3 Conference: 0-0

Player	avg	gp-gs	ab	r	h	2b	3b	hr	rbi	tb	slg%	bb	hp	so	gdp	ob%	sf	sh	sb-att	po	a	e	fld%
Anglim, Garrett	.375	10-6	24	1	9	2	2	0	2	15	.625	1	0	5	0	.400	0	0	0-1	8	0	1	.889
Jessen, Luke	.333	11-9	36	6	12	1	0	0	3	13	.361	4	0	12	1	.400	0	0	0-2	6	0	0	1.000
Everitt, Griffin	.327	14-14	55	9	18	1	0	3	11	28	.509	2	2	15	1	.367	1	0	0-0	103	10	1	.991
Gomes, Colby	.324	10-10	34	6	11	3	0	1	4	17	.500	1	0	12	0	.333	1	0	0-0	65	7	1	.986
Anderson, Max	.281	14-14	57	9	16	2	2	0	3	22	.386	2	2	5	3	.328	0	0	0-1	7	18	3	.893
Matthews, Brice	.267	13-13	45	9	12	3	0	1	5	18	.400	3	2	19	0	.333	1	2	5-5	26	31	4	.934
Caron, Josh	.238	7-7	21	4	5	1	0	0	1	6	.286	5	2	6	1	.429	0	0	1-1	4	1	0	1.000
Banjooff, Leighton	.216	14-14	51	5	11	3	0	0	3	14	.275	9	1	19	0	.339	1	0	3-3	23	1	1	.960
Cervantes, Efray	.214	9-9	28	3	6	1	0	1	4	10	.357	0	1	4	0	.233	1	3	0-0	12	21	1	.971
Steil, Jack	.211	8-4	19	0	4	0	0	0	3	4	.211	0	0	6	0	.190	2	0	0-0	44	2	0	1.000
Sartori, Luke	.200	13-8	25	2	5	0	0	0	3	5	.200	4	0	6	0	.310	0	0	2-2	14	0	0	1.000
Jackson, Core	.200	10-7	25	3	5	2	1	1	6	12	.480	0	0	5	0	.192	1	2	0-0	10	22	2	.941
Chick, Cam	.152	11-9	33	2	5	0	0	1	4	8	.242	3	0	17	0	.216	1	0	1-1	16	5	1	.955
Swansen, Gabe	.000	4-2	8	0	0	0	0	0	0	0	.000	1	0	1	0	.111	0	0	0-0	3	0	0	1.000
Palmer, Tyler	.000	2-0	0	1	0	0	0	0	0	0	.000	0	0	0	0	.000	0	0	1-1	0	0	0	.000
Totals	.258	14	461	60	119	19	5	8	52	172	.373	35	10	132	6	.318	9	7	13-17	348	134	16	.968
Opponents	.244	14	439	66	107	24	2	6	60	153	.349	55	16	108	8	.346	5	6	7-11	367	133	15	.971

LOB - Team (95), Opp (108). DPs turned - Team (10), Opp (8). CI - Team (1), Everitt, G. 1. IBB - Team (0), Opp (4). Picked off - Banjooff, L. 1, Everitt, G. 1, Jackson, C. 1.

(All games Sorted by Earned run avg)

Player	era	w-l	app	gs	cg	sho	sv	ip	h	r	er	bb	so	2b	3b	hr	b/avg	wp	hp	bk	sfa	sha
Martin, Tyler	0.00	0-0	5	0	0	0/0	0	5.0	1	0	0	3	4	0	0	0	.063	0	0	0	0	0
Benson, Chandler	0.00	0-0	1	0	0	0/0	0	1.0	0	0	0	0	0	0	0	0	.000	0	0	0	0	0
Jelkin, Jaxon	0.00	0-0	1	0	0	0/0	0	0.2	0	0	0	1	0	0	0	0	.000	1	1	0	0	0
Bunz, Jake	0.00	0-0	1	0	0	0/0	0	0.1	0	0	0	0	1	0	0	0	.000	0	0	0	0	0
Mason, Quinn	0.00	0-0	1	0	0	0/0	0	0.1	1	0	0	1	0	0	0	0	.500	0	0	0	0	0
Frank, Koty	1.35	1-0	4	2	0	0/1	0	20.0	13	4	3	9	22	5	0	1	.183	2	1	0	0	1
Olson, Emmett	2.87	0-2	6	1	0	0/1	1	15.2	17	10	5	3	16	3	0	1	.270	2	2	0	1	0
Schanaman, Shay	3.10	1-2	4	4	1	1/0	0	20.1	13	9	7	10	22	1	1	2	.178	2	2	1	1	2
Hood, CJ	3.38	0-0	3	0	0	0/0	0	2.2	3	1	1	0	3	2	0	0	.375	1	0	0	1	0
Ornelas, Mason	3.48	1-0	5	0	0	0/0	0	10.1	8	8	4	8	8	2	0	0	.216	2	1	0	1	2
Bradford, Ethan	4.76	0-0	4	0	0	0/0	0	5.2	6	3	3	3	3	1	0	0	.300	1	0	0	0	0
McCarville, Dawson	5.27	1-1	3	3	0	0/0	0	13.2	18	10	8	4	7	4	1	0	.310	1	2	0	0	0
Perry, Kyle	5.79	0-2	4	3	0	0/0	0	14.0	14	9	9	9	17	3	0	1	.259	1	3	0	0	1
Bragg, Braxton	9.82	1-1	3	1	0	0/0	1	3.2	7	4	4	0	4	1	0	0	.412	0	1	0	1	0
Brockett, Jackson	13.50	0-0	2	0	0	0/0	0	1.1	0	2	2	3	1	0	0	0	.000	0	1	0	0	0
Gomes, Colby	27.00	0-1	2	0	0	0/0	0	1.1	5	4	4	1	0	2	0	0	.556	0	1	0	0	0
Christo, Drew	99.00	0-0	1	0	0	0/0	0	0.0	1	2	2	0	0	0	0	1	1.000	0	1	0	0	0
Totals	4.03	5-9	14	14	1	2/1	2	116.0	107	66	52	55	108	24	2	6	.244	13	16	1	5	6
Opponents	3.53	9-5	14	14	0	0/0	6	122.1	119	60	48	35	132	19	5	8	.258	4	10	0	9	7

PB - Team (1), Everitt, G. 1, Opp (2). Pickoffs - Team (2), Hood, C. 1, Everitt, G. 1, Opp (3). SBA/ATT - Everitt, G. (7-9), Ornelas, M. (2-4), McCarville (1-2), Frank, K. (2-2), Bradford, E. (1-2), Caron, J. (0-1), Bragg, B. (1-1).

2022 GAMES SUMMARY

Score by innings	1	2	3	4	5	6	7	8	9	Total
Nebraska	4	11	5	2	6	10	9	6	7	60
Opponents	7	9	13	7	8	3	6	5	8	66

Record when ...

Overall	5-9	After 6 leading	4-1
Conference	0-0 trailing	0-7
Non-Conference	5-9 tied	1-1
Home games	1-0	After 7 leading	5-1
Away games	2-6 trailing	0-6
Neutral site	2-3 tied	0-1
Day games	5-7	After 8 leading	5-1
Night games	0-2 trailing	0-6
vs Left starter	1-3 tied	0-1
vs Right starter	4-6		
1-Run games	1-2	Hit 0 home runs	3-6
2-Run games	1-2	... 1 home run	1-2
5+Run games	2-1	... 2+ home runs	1-1
Extra innings	0-0		
Shutouts	2-0	Opponent 0 home runs	3-5
	 1 home run	2-4
Scoring 0-2 runs	1-2 2+ HRs	0-0
..... 3-5 runs	0-7		
..... 6-9 runs	3-0	Made 0 errors	1-3
..... 10+ runs	1-0 1 error	2-3
	 2+ errors	2-3
Opponent 0-2 runs	3-0		
..... 3-5 runs	1-5	Opp. made 0 errors	1-3
..... 6-9 runs	1-4 1 error	1-4
..... 10+ runs	0-0 2+ errors	3-2
Scored in 1st inning	1-0	Out-hit opponent	5-1
Opp. scored in 1st	1-3	Out-hit by opponent	0-6
Scores first	4-5	Hits are tied	0-2
Opp. scores first	1-4		

Record when team scores:

Runs	0	1	2	3	4	5	6	7	8	9	10+
W-L	0-0	0-2	1-0	0-5	0-1	0-1	2-0	0-0	1-0	0-0	1-0

Record when opponent scores:

Runs	0	1	2	3	4	5	6	7	8	9	10+
W-L	2-0	0-0	1-0	0-0	0-3	1-2	0-2	0-0	0-2	1-0	0-0

Record when leading after:

Inn.	1	2	3	4	5	6	7	8
W-L	1-0	2-2	3-1	3-0	3-1	4-1	5-1	5-1

Record when trailing after:

Inn.	1	2	3	4	5	6	7	8
W-L	0-3	0-4	1-7	1-8	1-8	0-7	0-6	0-6

Record when tied after:

Inn.	1	2	3	4	5	6	7	8
W-L	4-6	3-3	1-1	1-1	1-0	1-1	0-1	0-1

Current winning streak: 1
 Longest winning streak: 2
 Longest losing streak: 4

Home attendance : 1466 (1 dates avg = 1466)
 Away attendance : 21224 (13 dates avg = 1632)
 Total attendance: 22690 (14 dates avg = 1620)

2022 NEBRASKA GAME-BY-GAME BATTING

Date	Opponent	ab	r	h	rbi	2b	3b	hr	tb	bb	ibb	sb	cs	hbp	sac	sf	qdp	k	po	a	e	lob	avg
Feb 18	at Sam Houston	36	5	9	3	2	1	0	13	3	0	1	0	1	0	0	0	15	24	7	1	8	.250
Feb 19	at Sam Houston	25	1	5	1	1	0	0	6	1	0	0	0	0	0	0	1	8	18	8	2	4	.230
Feb 19	at Sam Houston	38	12	13	9	5	0	0	18	5	0	0	1	1	1	2	0	8	27	13	2	8	.273
Feb 20	at Sam Houston	34	3	9	3	1	0	0	10	1	0	0	0	2	1	1	0	12	24	7	2	9	.271
Feb 25	vs TCU	30	1	6	1	0	0	0	6	5	0	0	1	2	1	0	1	13	24	8	1	10	.258
Feb 26	vs TCU	32	3	5	3	2	0	2	13	0	0	0	0	0	0	0	0	12	24	12	0	2	.241
Feb 27	vs TCU	36	3	10	3	1	0	1	14	0	0	1	0	0	1	1	0	8	24	8	0	8	.247
Mar 04	vs Northwestern Sta	32	2	8	2	1	0	1	12	1	0	2	0	1	0	0	1	8	27	5	0	5	.247
Mar 04	at UT Arlington	33	3	10	3	1	0	0	11	4	0	0	0	1	1	2	1	11	26	7	0	11	.253
Mar 05	vs Northwestern Sta	29	6	8	4	0	0	0	8	3	0	0	1	0	0	2	1	2	27	13	1	4	.255
Mar 05	at UT Arlington	38	8	15	7	0	3	0	21	1	0	5	0	2	1	1	1	9	27	13	1	8	.270
Mar 09	at K-State	33	4	6	4	2	1	0	10	2	0	0	0	0	0	0	0	9	24	8	3	4	.263
Mar 13	at Omaha	30	3	3	3	1	0	1	7	5	0	2	0	0	0	0	0	11	25	12	1	5	.251
Mar 14	OMAHA	35	6	12	6	2	0	3	23	4	0	2	1	0	1	0	0	6	27	13	2	9	.258
Totals		461	60	119	52	19	5	8	172	35	0	13	4	10	7	9	6	132	348	134	16	95	.258

2022 NEBRASKA GAME-BY-GAME PITCHING

Date	Opponent	ip	h	r	er	bb	so	2b	3b	hr	wp	bk	hbp	dp	ibb	score	w-l	sv	era
Feb 18	at Sam Houston	8.0	9	8	5	8	11	2	0	0	0	0	3	0	0	5-8	0-1	0	5.62
Feb 19	at Sam Houston	6.0	8	5	4	2	6	1	1	0	0	0	0	1	0	1-5	0-2	0	5.79
Feb 19	at Sam Houston	9.0	10	9	5	3	9	4	0	1	2	0	3	0	0	12-9	1-2	0	5.48
Feb 20	at Sam Houston	8.0	10	6	6	4	5	2	0	0	2	0	1	2	2	3-6	1-3	0	5.81
Feb 25	vs TCU	8.0	6	4	4	5	10	2	0	1	2	0	0	1	1	1-4	1-4	0	5.54
Feb 26	vs TCU	8.0	9	8	8	10	6	2	0	1	2	0	3	0	0	3-8	1-5	0	6.13
Feb 27	vs TCU	8.0	9	5	5	2	5	2	1	0	1	0	0	1	0	3-5	1-6	0	6.05
Mar 04	vs Northwestern Sta	9.0	5	0	0	2	13	2	0	0	1	0	1	1	0	2-0	2-6	1	5.20
Mar 04	at UT Arlington	8.2	11	4	4	2	5	3	0	0	0	0	2	1	0	3-4	2-7	1	5.08
Mar 05	vs Northwestern Sta	9.0	3	0	0	1	8	0	0	0	0	1	0	1	0	6-0	3-7	1	4.52
Mar 05	at UT Arlington	9.0	6	2	2	2	5	0	0	0	0	0	1	1	0	8-2	4-7	2	4.27
Mar 09	at K-State	8.0	8	6	2	3	9	1	0	1	1	0	0	0	0	4-6	4-8	2	4.10
Mar 13	at Omaha	8.1	6	4	3	4	7	2	0	1	0	0	1	0	0	3-4	4-9	2	4.04
Mar 14	OMAHA	9.0	7	5	4	7	9	1	0	1	2	0	1	1	1	6-5	5-9	2	4.03
Totals		116.0	107	66	52	55	108	24	2	6	13	1	16	10	4	60-66	5-9	2	4.03

2022 OPPONENT GAME-BY-GAME BATTING

Date	Opponent	ab	r	h	rbi	2b	3b	hr	tb	bb	ibb	sb	cs	hbp	sac	sf	gdp	k	po	a	e	lob	avg
Feb 18	at Sam Houston	34	8	9	8	2	0	0	11	8	0	0	0	3	0	0	0	11	27	9	2	13	.265
Feb 19	at Sam Houston	24	5	8	5	1	1	0	11	2	0	0	1	0	0	1	1	6	21	8	1	5	.293
Feb 19	at Sam Houston	38	9	10	8	4	0	1	17	3	0	1	0	3	0	1	0	9	27	10	2	9	.281
Feb 20	at Sam Houston	31	6	10	5	2	0	0	12	4	2	1	0	1	0	1	1	5	27	8	1	7	.291
Feb 25	vs TCU	28	4	6	4	2	0	1	11	5	1	0	0	0	0	0	1	10	27	12	0	5	.277
Feb 26	vs TCU	30	8	9	8	2	0	1	14	10	0	3	1	3	0	0	0	6	27	7	0	11	.281
Feb 27	vs TCU	32	5	9	5	2	1	0	13	2	0	0	0	0	0	0	0	5	27	6	1	5	.281
Mar 04	vs Northwestern Sta	31	0	5	0	2	0	0	7	2	0	2	0	1	0	0	1	13	27	13	0	7	.266
Mar 04	at UT Arlington	35	4	11	4	3	0	0	14	2	0	0	1	2	0	0	1	5	27	8	1	9	.272
Mar 05	vs Northwestern Sta	29	0	3	0	0	0	0	3	1	0	0	0	0	1	0	1	8	24	16	2	4	.256
Mar 05	at UT Arlington	32	2	6	2	0	0	0	6	2	0	0	1	1	0	0	1	5	27	14	1	6	.250
Mar 09	at K-State	33	6	8	4	1	0	1	12	3	0	0	0	0	1	1	0	9	27	5	0	8	.249
Mar 13	at Omaha	30	4	6	3	2	0	1	11	4	0	0	0	1	2	0	0	7	27	5	2	8	.246
Mar 14	OMAHA	32	5	7	4	1	0	1	11	7	1	0	0	1	2	1	1	9	25	12	2	11	.244
Totals		439	66	107	60	24	2	6	153	55	4	7	4	16	6	5	8	108	367	133	15	108	.244

2022 OPPONENT GAME-BY-GAME PITCHING

Date	Opponent	ip	h	r	er	bb	so	2b	3b	hr	wp	bk	hbp	dp	ibb	score	w-l	sv	era
Feb 18	at Sam Houston	9.0	9	5	4	3	15	2	1	0	0	0	1	0	0	8-5	1-0	1	4.00
Feb 19	at Sam Houston	7.0	5	1	0	1	8	1	0	0	0	0	0	1	0	5-1	2-0	1	2.25
Feb 19	at Sam Houston	9.0	13	12	9	5	8	5	0	0	1	0	1	0	0	9-12	2-1	1	4.68
Feb 20	at Sam Houston	9.0	9	3	3	1	12	1	0	0	0	0	2	0	0	6-3	3-1	2	4.24
Feb 25	vs TCU	9.0	6	1	1	5	13	0	0	0	0	0	2	2	0	4-1	4-1	3	3.56
Feb 26	vs TCU	9.0	5	3	3	0	12	2	0	2	0	0	0	0	0	8-3	5-1	4	3.46
Feb 27	vs TCU	9.0	10	3	2	0	8	1	0	1	0	0	0	0	0	5-3	6-1	5	3.25
Mar 04	vs Northwestern Sta	9.0	8	2	2	1	8	1	0	1	0	0	1	2	0	0-2	6-2	5	3.09
Mar 04	at UT Arlington	9.0	10	3	3	4	11	1	0	0	1	0	1	1	0	4-3	7-2	5	3.08
Mar 05	vs Northwestern Sta	8.0	8	6	3	3	2	0	0	0	1	0	0	1	0	0-6	7-3	5	3.10
Mar 05	at UT Arlington	9.0	15	8	7	1	9	0	3	0	0	0	2	1	0	2-8	7-4	5	3.47
Mar 09	at K-State	9.0	6	4	4	2	9	2	1	0	1	0	0	0	0	6-4	8-4	6	3.51
Mar 13	at Omaha	9.0	3	3	1	5	11	1	0	1	0	0	0	0	0	4-3	9-4	6	3.32
Mar 14	Omaha	8.1	12	6	6	4	6	2	0	3	0	0	0	0	0	5-6	9-5	6	3.53
Totals		122.1	119	60	48	35	132	19	5	8	4	0	10	8	0	66-60	9-5	6	3.53

2022 MISCELLANEOUS STATS



The Automated ScoreBook Miscellaneous Stats for Nebraska (as of Mar 14, 2022) (All games)



Multiple Hit Games	2	3	4	5+	Total
Everitt, Griffin	3	1	1	-	5
Jessen, Luke	3	1	-	-	4
Anderson, Max	1	1	1	-	3
Banjoff, Leighton	3	-	-	-	3
Matthews, Brice	2	1	-	-	3
Gomes, Colby	1	1	-	-	2
Jackson, Core	2	-	-	-	2
Anglim, Garrett	1	1	-	-	2
Caron, Josh	1	-	-	-	1
Sartori, Luke	1	-	-	-	1
Steil, Jack	1	-	-	-	1
TEAM	19	6	2	0	27

Multiple RBI Games	2	3	4	5+	Total
Everitt, Griffin	3	-	1	-	4
Chick, Cam	1	-	-	-	1
Anderson, Max	1	-	-	-	1
Jackson, Core	-	1	-	-	1
Cervantes, Efry	1	-	-	-	1
Gomes, Colby	1	-	-	-	1
Matthews, Brice	1	-	-	-	1
Banjoff, Leighton	1	-	-	-	1
TEAM	9	1	1	0	11

Hitting Streaks	Longest	Current
Gomes, Colby	8	-
Banjoff, Leighton	6	-
Matthews, Brice	5	2
Cervantes, Efry	4	1
Chick, Cam	4	-
Anderson, Max	4	1
Jessen, Luke	4	-
Anglim, Garrett	4	1
Everitt, Griffin	3	1
Caron, Josh	3	-
Sartori, Luke	2	-
Jackson, Core	2	-
Steil, Jack	2	-

Reached Base Streaks	Longest	Current
Gomes, Colby	8	-
Matthews, Brice	8	8
Caron, Josh	7	7
Banjoff, Leighton	7	2
Jessen, Luke	5	5
Anderson, Max	4	1
Cervantes, Efry	4	1
Chick, Cam	4	1
Anglim, Garrett	4	1
Everitt, Griffin	3	1
Sartori, Luke	3	-
Jackson, Core	2	-
Steil, Jack	2	-
Swansen, Gabe	1	1

2022 SEASON RESULTS



The Automated ScoreBook Game Results for Nebraska (as of Mar 14, 2022) (All games)



Date	Opponent	Score	Inns	Overall	Conference	Pitcher of record	Attend	Time
Feb 18, 2022	at Sam Houston	L 5-8	9	0-1-0	0-0-0	Olson, E. (L 0-1)	423	3:07
Feb 19, 2022	at Sam Houston-1	L 1-5	7	0-2-0	0-0-0	Schanaman, S (L 0-1)	1488	1:52
Feb 19, 2022	at Sam Houston-2	w 12-9	9	1-2-0	0-0-0	Ornelas, M. (W 1-0)	1488	3:29
Feb 20, 2022	at Sam Houston	L 3-6	9	1-3-0	0-0-0	Bragg, B. (L 0-1)	1255	2:35
Feb 25, 2022	vs #17 TCU	L 1-4	9	1-4-0	0-0-0	Perry, K. (L 0-1)	4912	2:54
Feb 26, 2022	vs #17 TCU	L 3-8	9	1-5-0	0-0-0	Schanaman, S (L 0-2)	5476	3:08
Feb 27, 2022	vs #17 TCU	L 3-5	9	1-6-0	0-0-0	McCarville (L 0-1)	0	2:31
Mar 04, 2022	vs Northwestern State	w 2-0	9	2-6-0	0-0-0	Frank, K. (W 1-0)	200	2:15
Mar 04, 2022	at UT Arlington	L 3-4	9	2-7-0	0-0-0	Gomes, C. (L 0-1)	720	2:55
Mar 05, 2022	vs Northwestern State	w 6-0	9	3-7-0	0-0-0	Schanaman, S (W 1-2)	311	1:57
Mar 05, 2022	at UT Arlington	w 8-2	9	4-7-0	0-0-0	McCarville (W 1-1)	766	2:40
Mar 09, 2022	at K-State	L 4-6	9	4-8-0	0-0-0	Olson, E. (L 0-2)	1176	2:26
Mar 13, 2022	at Omaha	L 3-4	9	4-9-0	0-0-0	Perry, K. (L 0-2)	3009	2:35
Mar 14, 2022	OMAHA	w 6-5	9	5-9-0	0-0-0	Bragg, B. (W 1-1)	1466	2:44

() extra inning game

2022 NEBRASKA GAME-BY-GAME STARTERS

Opponent	C	1B	2B	3B	SS	LF	CF	RF	DH	SP
at Sam Houston	Everitt	Gomes	Jackson	Anderson	Matthews	Chick	Sartori	Banjoff	Caron	Perry
at Sam Houston	Everitt	Gomes	Jackson	Anderson	Matthews	Chick	Sartori	Banjoff	Jessen	Schanaman
at Sam Houston	Everitt	Gomes	Cervantes	Anderson	Matthews	Chick	Sartori	Banjoff	Jessen	McCarville
at Sam Houston	Everitt	Gomes	Cervantes	Anderson	Matthews	Banjoff	Sartori	Anglim	Caron	Bragg
vs. No. 17 TCU	Everitt	Gomes	Chick	Anderson	Matthews	Jessen	Sartori	Banjoff	Caron	Perry
vs. No. 17 TCU	Everitt	Gomes	Jackson	Anderson	Cervantes	Chick	Sartori	Banjoff	Jessen	Schanaman
vs. No. 17 TCU	Everitt	Gomes	Jackson	Anderson	Matthews	Swansen	Chick	Banjoff	Caron	McCarville
vs. Northwestern St.	Everitt	Gomes	Cervantes	Anderson	Matthews	Chick	Sartori	Banjoff	Swansen	Frank
at UT Arlington	Everitt	Steil	Cervantes	Anderson	Matthews	Jessen	Chick	Banjoff	Caron	Perry
vs. Northwestern St.	Everitt	Steil	Jackson	Cervantes	Matthews	Jessen	Banjoff	Anglim	Anderson	Schanaman
at UT Arlington	Caron	Steil	Cervantes	Anderson	Matthews	Jessen	Banjoff	Anglim	Everitt	McCarville
at Kansas State	Everitt	Steil	Cervantes	Anderson	Matthews	Banjoff	Sartori	Anglim	Jessen	Olson
at Omaha	Everitt	Gomes	Matthews	Anderson	Jackson	Jessen	Anglim	Banjoff	Caron	Frank
Omaha	Everitt	Gomes	Matthews	Cervantes	Jackson	Banjoff	Chick	Anglim	Anderson	Schanaman

2022 NEBRASKA GAME-BY-GAME BATTING ORDER

Opponent	1	2	3	4	5	6	7	8	9
at Sam Houston	Banjoﬀ	Chick	Anderson	Matthews	Everitt	Gomes	Caron	Jackson	Sartori
at Sam Houston	Banjoﬀ	Chick	Anderson	Matthews	Everitt	Gomes	Jessen	Sartori	Jackson
at Sam Houston	Banjoﬀ	Jessen	Anderson	Gomes	Everitt	Matthews	Sartori	Chick	Cervantes
at Sam Houston	Banjoﬀ	Sartori	Anderson	Gomes	Everitt	Matthews	Caron	Anglim	Cervantes
vs. No. 17 TCU	Banjoﬀ	Jessen	Anderson	Gomes	Everitt	Chick	Matthews	Caron	Sartori
vs. No. 17 TCU	Banjoﬀ	Jessen	Anderson	Chick	Everitt	Gomes	Jackson	Cervantes	Sartori
vs. No. 17 TCU	Banjoﬀ	Everitt	Anderson	Chick	Gomes	Caron	Jackson	Matthews	Swansen
vs. Northwestern St.	Matthews	Everitt	Anderson	Chick	Banjoﬀ	Gomes	Swansen	Sartori	Cervantes
at UT Arlington	Matthews	Everitt	Anderson	Chick	Banjoﬀ	Jessen	Caron	Steil	Cervantes
vs. Northwestern St.	Matthews	Jessen	Anderson	Everitt	Banjoﬀ	Steil	Jackson	Anglim	Cervantes
at UT Arlington	Matthews	Jessen	Anderson	Everitt	Banjoﬀ	Steil	Anglim	Caron	Cervantes
at Kansas State	Jessen	Anglim	Anderson	Everitt	Banjoﬀ	Matthews	Cervantes	Steil	Sartori
at Omaha	Anglim	Jessen	Anderson	Everitt	Caron	Jackson	Matthews	Gomes	Banjoﬀ
Omaha	Banjoﬀ	Jackson	Anderson	Everitt	Matthews	Anglim	Chick	Gomes	Cervantes

CAREER HIGHS · HITTERS

#1 LUKE JESSEN

Category	High	Opponent (Date)
Hits:	3	Sam Houston (2/19/22)
Runs:	2	Sam Houston (2/19/22)
Doubles:	1	Kansas State (3/9/22)
Triples:	-	--
Home Runs:	-	--
RBI:	1 (3x)	Kansas State (3/9/22)
Stolen Bases:	-	--

#13 CAM CHICK

Category	High	Opponent (Date)
Hits:	4	San Diego (2/21/20)
Runs:	3 (4x)	Ohio State (3/12/21)
Doubles:	1 (13x)	NJIT (6/6/21)
Triples:	1	Baylor (2/14/20)
Home Runs:	2	Iowa (3/20/21)
RBI:	6	Iowa (3/20/21)
Stolen Bases:	2 (3x)	Rutgers (5/1/21)

#26 DREW WESSEL

Category	High	Opponent (Date)
Hits:	-	--
Runs:	-	--
Doubles:	-	--
Triples:	-	--
Home Runs:	-	--
RBI:	-	--
Stolen Bases:	-	--

#3 MAX PETERSEN

Category	High	Opponent (Date)
Hits:	-	--
Runs:	-	--
Doubles:	-	--
Triples:	-	--
Home Runs:	-	--
RBI:	-	--
Stolen Bases:	-	--

#14 BRICE MATTHEWS

Category	High	Opponent (Date)
Hits:	3 (2x)	Omaha (3/14/22)
Runs:	3	Maryland (4/11/21)
Doubles:	2	Northwestern (5/14/21)
Triples:	1	Indiana (5/22/21)
Home Runs:	1 (6x)	TCU (2/27/22)
RBI:	5	Maryland (4/10/21)
Stolen Bases:	2 (4x)	Omaha (3/14/22)

#34 COLBY GOMES

Category	High	Opponent (Date)
Hits:	3	Sam Houston (2/18/22)
Runs:	2 (3x)	Sam Houston (2/18/22)
Doubles:	1 (3x)	Sam Houston (2/19/22)
Triples:	-	--
Home Runs:	1 (2x)	TCU (2/26/22)
RBI:	3 (2x)	Michigan (5/17/19)
Stolen Bases:	-	--

#4 MAX ANDERSON

Category	High	Opponent (Date)
Hits:	4 (3x)	UT Arlington (3/5/22)
Runs:	3	Sam Houston (2/19/22)
Doubles:	2	Northwestern (5/15/21)
Triples:	1 (3x)	UT Arlington (3/5/22)
Home Runs:	1 (8x)	Michigan (5/29/21)
RBI:	5	Iowa (3/21/21)
Stolen Bases:	2	Michigan State (4/25/21)

#16 GRIFFIN EVERITT

Category	High	Opponent (Date)
Hits:	4	Omaha (3/14/22)
Runs:	3	Northwestern (5/14/21)
Doubles:	1 (7x)	Sam Houston (2/19/22)
Triples:	-	--
Home Runs:	2	Omaha (3/14/22)
RBI:	4 (2x)	Omaha (3/14/22)
Stolen Bases:	1 (3x)	Indiana (5/8/21)

#44 GABE SWANSEN

Category	High	Opponent (Date)
Hits:	-	--
Runs:	-	--
Doubles:	-	--
Triples:	-	--
Home Runs:	-	--
RBI:	-	--
Stolen Bases:	-	--

#5 JOSH CARON

Category	High	Opponent (Date)
Hits:	2	Sam Houston (2/20/22)
Runs:	2	UT Arlington (3/4/22)
Doubles:	1	Sam Houston (2/20/22)
Triples:	-	--
Home Runs:	-	--
RBI:	1	Sam Houston (2/20/22)
Stolen Bases:	-	--

#17 TYLER PALMER

Category	High	Opponent (Date)
Hits:	-	--
Runs:	1	UT Arlington (3/5/22)
Doubles:	-	--
Triples:	-	--
Home Runs:	-	--
RBI:	-	--
Stolen Bases:	1	UT Arlington (3/5/22)

#45 MATT GUTHMILLER

Category	High	Opponent (Date)
Hits:	-	--
Runs:	-	--
Doubles:	-	--
Triples:	-	--
Home Runs:	-	--
RBI:	-	--
Stolen Bases:	-	--

#9 EFRY CERVANTES

Category	High	Opponent (Date)
Hits:	1 (11x)	Omaha (3/14/22)
Runs:	1 (10x)	Omaha (3/14/22)
Doubles:	1	Northwestern State (3/4/22)
Triples:	-	--
Home Runs:	1	Omaha (3/14/22)
RBI:	2 (2x)	UT Arlington (3/4/22)
Stolen Bases:	1	Rutgers (5/1/21)

#18 GARRETT ANGLIM

Category	High	Opponent (Date)
Hits:	3	UT Arlington (3/5/22)
Runs:	1	Sam Houston (2/19/22)
Doubles:	1 (2x)	Omaha (3/14/22)
Triples:	2	UT Arlington (3/5/22)
Home Runs:	-	--
RBI:	1 (2x)	Omaha (3/14/22)
Stolen Bases:	-	--

#47 NICK WIMMERS

Category	High	Opponent (Date)
Hits:	-	--
Runs:	-	--
Doubles:	-	--
Triples:	-	--
Home Runs:	-	--
RBI:	-	--
Stolen Bases:	-	--

#10 LEIGHTON BANJOFF

Category	High	Opponent (Date)
Hits:	4	Arizona State (3/1/20)
Runs:	2 (7x)	Northwestern State (3/5/22)
Doubles:	1 (9x)	UT Arlington (3/4/22)
Triples:	--	--
Home Runs:	2	Arizona State (3/1/20)
RBI:	6	Arizona State (3/1/20)
Stolen Bases:	1 (6x)	Omaha (3/13/22)

#20 CORE JACKSON

Category	High	Opponent (Date)
Hits:	2 (2x)	Omaha (3/13/22)
Runs:	2	Kansas State (3/9/22)
Doubles:	1 (2x)	Kansas State (3/9/22)
Triples:	1	Kansas State (3/9/22)
Home Runs:	1	Omaha (3/13/22)
RBI:	3	Omaha (3/13/22)
Stolen Bases:	-	--

#11 JACK STEIL

Category	High	Opponent (Date)
Hits:	3	Iowa (3/13/21)
Runs:	2	Illinois (4/3/21)
Doubles:	1 (3x)	Indiana (5/8/21)
Triples:	1	Iowa (3/21/21)
Home Runs:	1 (3x)	Illinois (4/3/21)
RBI:	3	Purdue (3/7/21)
Stolen Bases:	2	Iowa (3/13/21)

#21 LUKE SARTORI

Category	High	Opponent (Date)
Hits:	2	Sam Houston (2/18/22)
Runs:	1 (3x)	Kansas State (3/9/22)
Doubles:	-	--
Triples:	-	--
Home Runs:	-	--
RBI:	1 (4x)	UT Arlington (3/5/22)
Stolen Bases:	1 (2x)	UT Arlington (3/5/22)

CAREER HIGHS · PITCHERS

#8 SHAY SCHANAMAN

Category	High	Opponent (Date)
Innings:	9	Northwestern State (3/5/22)
Runs:	7	Ohio State (5/22/21)
Earned Runs:	6	Ohio State (5/22/21)
Walks:	5	Iowa (3/21/21)
Strikeouts:	11	Maryland (4/10/21))

#32 CJ HOOD

Category	High	Opponent (Date)
Innings:	1.0 (2x)	Kansas State (3/9/22)
Runs:	1	TCU (2/26/22)
Earned Runs:	1	TCU (2/26/22)
Walks:	-	--
Strikeouts:	2	Kansas State (3/9/22)

#40 CALEB FEEKIN

Category	High	Opponent (Date)
Innings:	2.1	Columbia (3/8/20)
Runs:	4	Arizona State (2/28/20)
Earned Runs:	4	Arizona State (2/28/20)
Walks:	3	Baylor (2/15/20)
Strikeouts:	2 (3x)	NJIT (6/6/21)

#12 BRAXTON BRAGG

Category	High	Opponent (Date)
Innings:	4.0	Purdue (3/5/21)
Runs:	4 (2x)	Sam Houston (2/20/22)
Earned Runs:	4 (2x)	Sam Houston (2/20/22)
Walks:	2	Northwestern (5/14/21)
Strikeouts:	6	Purdue (3/5/21)

#33 JACKSON BROCKETT

Category	High	Opponent (Date)
Innings:	1.0	Sam Houston (2/20/22)
Runs:	2	TCU (2/26/22)
Earned Runs:	2	TCU (2/26/22)
Walks:	2	TCU (2/26/22)
Strikeouts:	1	Sam Houston (2/20/22)

#41 TYLER MARTIN

Category	High	Opponent (Date)
Innings:	3.1	Michigan (5/25/19)
Runs:	5	Iowa (4/20/19)
Earned Runs:	5	Iowa (4/20/19)
Walks:	2 (3x)	Northern Colorado (3/11/20)
Strikeouts:	4	Michigan (5/25/19)

#19 KYLE PERRY

Category	High	Opponent (Date)
Innings:	7.0	Kansas State (4/2/19)
Runs:	5 (3x)	Sam Houston (2/18/22)
Earned Runs:	5 (3x)	Sam Houston (2/18/22)
Walks:	5	Sam Houston (2/18/22)
Strikeouts:	9	Air Force (3/20/19)

#34 COLBY GOMES

Category	High	Opponent (Date)
Innings:	5.0	San Diego State (2/22/20)
Runs:	5 (2x)	Baylor (2/15/20)
Earned Runs:	5 (2x)	Baylor (2/15/20)
Walks:	3 (2x)	Columbia (3/7/20)
Strikeouts:	3 (2x)	Columbia (3/7/20)

#43 JAXON JELKIN

Category	High	Opponent (Date)
Innings:	0.2	Sam Houston (2/20/22)
Runs:	-	--
Earned Runs:	-	--
Walks:	1	Sam Houston (2/20/22)
Strikeouts:	-	--

#25 DREW CHRISTO

Category	High	Opponent (Date)
Innings:	0.0	Sam Houston (2/19/22)
Runs:	2	Sam Houston (2/19/22)
Earned Runs:	2	Sam Houston (2/19/22)
Walks:	-	--
Strikeouts:	-	--

#36 QUINN MASON

Category	High	Opponent (Date)
Innings:	3.0	Northern Colorado (3/11/20)
Runs:	3	Minnesota (3/27/21)
Earned Runs:	3	Minnesota (3/27/21)
Walks:	2	Minnesota (3/27/21)
Strikeouts:	4	Columbia (3/8/20)

#48 ETHAN BRADFORD

Category	High	Opponent (Date)
Innings:	2.0 (3x)	Sam Houston (2/19/22)
Runs:	3	TCU (2/26/22)
Earned Runs:	2	TCU (2/26/22)
Walks:	3 (2x)	TCU (2/26/22)
Strikeouts:	4	Northern Colorado (3/11/20)

#27 JAKE BUNZ

Category	High	Opponent (Date)
Innings:	4.0 (2x)	Minnesota (3/27/21)
Runs:	3	Iowa (3/14/21)
Earned Runs:	3	Iowa (3/14/21)
Walks:	3 (3x)	Arkansas (6/5/21)
Strikeouts:	5 (2x)	Minnesota (3/27/21)

#37 CHANDLER BENSON

Category	High	Opponent (Date)
Innings:	1.0	TCU (2/26/22)
Runs:	-	--
Earned Runs:	-	--
Walks:	-	--
Strikeouts:	-	--

#49 DAWSON MCCARVILLE

Category	High	Opponent (Date)
Innings:	7.0 (2x)	New Mexico State (4/17/21)*
Runs:	6 (2x)	Pepperdine (3/23/21)*
Earned Runs:	6	Pepperdine (3/23/21)*
Walks:	3 (2x)	UTRGV (5/29/21)*
Strikeouts:	8	Northern Colorado (4/8/21)*

** set career high at Grand Canyon (2020-21)*

#28 KOTY FRANK

Category	High	Opponent (Date)
Innings:	6.2	Northwestern State (3/4/22)
Runs:	4	Indiana (5/8/21)
Earned Runs:	4	Indiana (5/8/21)
Walks:	3 (2x)	Arkansas (6/7/21)
Strikeouts:	10	Northwestern State (3/4/22)

#38 EMMETT OLSON

Category	High	Opponent (Date)
Innings:	4.0	TCU (2/27/22)
Runs:	4	Kansas State (3/9/22)
Earned Runs:	3	Michigan (5/29/21)
Walks:	2	Arkansas (6/5/21)
Strikeouts:	4	Kansas State (3/9/22)

#51 MASON ORNELAS

Category	High	Opponent (Date)
Innings:	4.0	Xavier (2/20/21)*
Runs:	5	Auburn (5/16/21)*
Earned Runs:	4	Florida (3/20/21)*
Walks:	3	Mississippi State (5/1/21)*
Strikeouts:	6 (2x)	Alabama (4/10/21)*

** set career high at Texas A&M (2020-21)*

#30 WILL WALSH

Category	High	Opponent (Date)
Innings:	-	--
Runs:	-	--
Earned Runs:	-	--
Walks:	-	--
Strikeouts:	-	--

#39 CORBIN HAWKINS

Category	High	Opponent (Date)
Innings:	-	--
Runs:	-	--
Earned Runs:	-	--
Walks:	-	--
Strikeouts:	-	--

PITCHER CAREER APPEARANCES

#8 SHAY SCHANAMAN

Date	Opponent	S/R	W/L/S	IP	H	HR	R-ER	BB-K
2/16/19	at UC Riverside (DH 2)	R	-	0.1	0	0	0-0	0-1
2/22/19	vs. Oregon St. (DH 2)	R	-	0.2	0	0	0-0	0-0
2/24/19	vs. Oregon St.	R	-	0.2	0	0	0-0	1-0
3/10/19	at Baylor	R	-	0.2	0	0	0-0	2-0
3/19/19	Air Force	R	-	0.2	1	0	0-0	1-0
3/24/19	Michigan State	R	S	0.1	0	0	0-0	0-1
3/26/19	at Creighton	R	W	1.1	0	0	0-0	0-3
3/31/19	at Minnesota (DH 2)	R	L	1.1	0	0	1-0	2-2
4/7/19	Purdue	R	-	2.1	0	0	0-0	0-4
4/13/19	at Penn State (DH 2)	R	S	1.0	0	0	0-0	0-1
4/17/19	at Omaha	R	-	1.0	1	1	1-1	0-0
4/21/19	at Iowa	R	-	0.1	1	0	1-1	2-0
4/23/19	at Creighton	R	-	1.0	0	0	0-0	2-0
4/28/19	Illinois	R	-	1.2	2	0	1-1	0-2
5/12/19	Arizona State	R	S	1.1	1	0	0-0	0-2
5/17/19	Michigan (DH 2)	R	L	1.0	3	2	4-4	1-1
5/26/19	vs. Ohio State	R	-	4.0	2	0	1-0	1-3
6/1/19	vs. Oklahoma State	R	-	0.1	0	0	0-0	0-1
6/2/19	vs. UConn	R	-	2.2	2	0	1-1	2-2

2/15/20	at Baylor	R	L	1.1	3	0	2-2	2-1
2/21/20	at San Diego	R	L	1.0	2	0	2-2	0-1
2/28/20	at Arizona State	R	-	0.1	2	0	4-4	2-0
3/7/20	Columbia (DH1)	R	W	1.2	1	0	0-0	0-1
3/7/20	Columbia (DH2)	R	L	1.0	0	0	0-0	0-1
3/10/20	Northern Colorado	R	W	5.0	1	0	0-0	0-6

3/6/21	vs. Purdue (DH 2)	S	W	6.0	1	0	0-0	3-5
3/14/21	vs. Ohio State	S	-	4.1	8	2	4-4	0-5
3/21/21	at Iowa	S	-	2.2	4	1	4-4	5-3
3/28/21	Minnesota	S	W	7.1	3	0	2-2	1-10
4/4/21	at Illinois	S	-	2.2	4	1	5-5	1-2
4/10/21	Maryland	S	W	6.0	2	1	3-3	0-11
4/18/21	at Penn State	S	W	6.0	7	0	2-1	0-5
4/25/21	at Michigan State	S	-	5.0	5	0	6-4	4-5
5/2/21	Rutgers	S	L	6.0	7	0	4-4	2-8
5/9/21	vs. Indiana	S	L	5.0	6	0	4-4	4-3
5/22/21	vs. Ohio State	S	-	5.1	9	1	7-6	2-5
5/29/21	Michigan (DH2)	R	-	4.0	3	0	0-0	0-5
6/6/21	vs. NJIT	S	W	7.0	4	1	2-1	3-5

2/19/22	at Sam Houston	S	L	4.0	6	0	5-4	2-4
2/26/22	vs. TCU	S	L	1.1	1	1	2-2	3-4
3/5/22	vs. Northwestern State	S	W	9.0	3	0	0-0	1-8
3/14/22	Omaha	S	-	6.0	3	1	2-1	4-6

#12 BRAXTON BRAGG

Date	Opponent	S/R	W/L/S	IP	H	HR	R-ER	BB-K
2/14/20	at Baylor	R	-	0.1	3	0	4-4	1-1
2/28/20	at Arizona State	R	-	1.2	0	0	0-0	1-1
3/7/20	Columbia (DH2)	R	L	0.1	2	0	2-2	1-1
3/10/20	Northern Colorado	S	-	3.0	2	0	0-0	1-3

3/5/21	vs. Purdue	R	-	4.0	2	0	1-0	0-6
3/12/21	vs. Ohio State	R	-	1.1	1	0	0-0	0-0
3/14/21	vs. Ohio State	R	L	0.2	1	1	2-2	1-1
3/20/21	at Iowa	R	W	2.0	3	0	1-1	1-3
3/26/21	Minnesota	R	-	2.0	3	0	1-1	0-2
4/2/21	at Illinois	R	-	1.1	3	0	2-2	1-1
4/10/21	Maryland	R	L	1.0	3	2	3-3	0-2
4/16/21	at Penn State	R	-	1.0	0	0	0-0	0-1
5/1/21	Rutgers	R	-	0.1	2	2	3-3	1-0
5/14/21	Northwestern	R	-	1.0	3	0	2-2	2-1
6/6/21	vs. NJIT	R	-	1.0	0	0	0-0	0-1

2/20/22	at Sam Houston	S	L	1.0	6	0	4-4	0-1
3/5/22	at UT Arlington	R	S	2.1	1	0	0-0	0-3
3/14/22	Omaha	R	W	0.1	0	0	0-0	0-0

#19 KYLE PERRY

Date	Opponent	S/R	W/L/S	IP	H	HR	R-ER	BB-K
2/16/19	at UC Riverside (DH 2)	R	-	0.1	0	0	0-0	1-1

2/22/19	vs. Oregon St. (DH 2)	S	-	1.1	3	1	3-3	3-2
3/20/19	Air Force	S	W	4.0	6	0	1-1	1-9
3/26/19	at Creighton	S	-	3.2	3	0	1-1	1-4
4/2/19	at Kansas State	S	W	7.0	3	0	0-0	1-3
4/9/19	Creighton	S	L	2.1	4	1	5-5	1-4
4/17/19	at Omaha	S	-	0.2	1	0	3-3	4-1
4/23/19	at Creighton	R	-	0.0	0	0	0-0	1-0
4/26/19	Illinois	R	-	2.2	6	0	2-2	1-1
5/25/19	vs. Michigan (2)	S	-	3.1	2	0	1-1	3-2
6/2/19	vs. UConn	R	-	1.0	1	0	0-0	1-2

2/16/20	at Baylor	R	-	2.1	0	0	0-0	0-1
2/23/20	vs. Arizona	R	-	2.1	0	0	0-0	0-1
2/29/20	at Arizona State	R	-	4.0	5	0	5-5	2-2
3/6/20	Columbia	S	W	5.0	2	1	1-1	0-7

5/10/21	at Rutgers	S	-	1.0	3	0	2-2	0-1
5/23/21	vs. Ohio State	S	W	2.0	1	0	0-0	0-3
5/29/21	Michigan (DH2)	S	W	3.0	0	0	0-0	1-4
6/6/21	at Arkansas	S	-	4.1	3	0	3-2	3-7

2/18/22	at Sam Houston	S	-	1.1	2	0	5-5	5-2
2/25/22	vs. TCU	S	L	4.1	4	1	3-3	3-8
3/4/22	at UT Arlington	S	-	5.0	5	0	0-0	0-4
3/13/22	at Omaha	R	L	3.1	3	0	1-1	1-3

#25 DREW CHRISTO

Date	Opponent	S/R	W/L/S	IP	H	HR	R-ER	BB-K
2/19/22	at Sam Houston	R	-	0.0	1	1	2-2	0-0

#27 JAKE BUNZ

Date	Opponent	S/R	W/L/S	IP	H	HR	R-ER	BB-K
3/7/21	vs. Purdue	S	-	3.0	1	0	0-0	2-5
3/14/21	vs. Iowa	S	L	4.0	5	0	3-3	2-2
3/20/21	at Iowa	R	-	1.0	1	0	0-0	0-1
3/28/21	Minnesota (DH2)	S	W	4.0	2	0	0-0	3-5
4/2/21	at Illinois	R	W	1.1	2	0	0-0	0-4
4/4/21	at Illinois	R	-	0.2	1	0	0-0	0-0
4/9/21	Maryland	R	-	0.2	0	0	0-0	1-2
4/10/21	Maryland	R	-	2.0	0	0	0-0	1-4
4/16/21	at Penn State	R	W	2.0	2	0	0-0	1-3
4/18/21	at Penn State	R	-	1.0	0	0	0-0	0-1
4/23/21	at Michigan State	R	-	2.0	1	0	0-0	0-3
4/30/21	Rutgers	R	-	2.0	0	0	1-1	3-1
5/8/21	vs. Indiana	R	-	2.2	0	0	1-1	2-1
5/10/21	at Rutgers	R	-	0.2	1	1	1-1	0-1
5/15/21	Northwestern	R	-	2.0	0	0	0-0	0-2
5/21/21	at Indiana	R	-	2.0	1	0	1-1	1-4
5/28/21	Michigan	R	-	1.0	0	0	0-0	1-2
6/4/21	vs. Northeastern	R	-	0.1	1	0	0-0	0-1
6/5/21	at Arkansas	R	-	0.0	0	0	0-0	3-0
6/7/21	at Arkansas	R	-	0.1	1	1	1-1	0-0

2/19/22	at Sam Houston	R	-	0.1	0	0	0-0	0-1
---------	----------------	---	---	-----	---	---	-----	-----

#28 KOTY FRANK

Date	Opponent	S/R	W/L/S	IP	H	HR	R-ER	BB-K
3/7/21	vs. Purdue	R	-	1.0	0	0	0-0	1-2
3/14/21	vs. Iowa	R	-	2.2	3	0	0-0	0-0
3/21/21	at Iowa	R	W	2.0	2	1	2-2	0-3
3/28/21	Minnesota (DH2)	R	-	2.0	0	0	1-0	2-1
4/4/21	at Illinois	R	W	3.2	4	1	2-2	0-3
4/25/21	at Michigan State	R	-	3.0	3	0	0-0	0-3
5/2/21	Rutgers	R	-	2.2	4	0	2-2	2-1
5/8/21	vs. Indiana	R	-	1.0	1	1	4-4	3-0
5/10/21	at Rutgers	R	S	1.0	0	0	0-0	0-1
5/21/21	at Indiana	R	W	2.0	2	0	0-0	0-3
5/29/21	Michigan (DH1)	R	-	1.1	0	0	0-0	0-1
6/4/21	vs. Northeastern	R	W	3.2	0	0	2-2	2-2
6/7/21	at Arkansas	R	L	1.1	0	0	3-3	3-1

2/18/22	at Sam Houston	R	-	4.2	3	0	0-0	2-6
2/25/22	vs. TCU	R	-	3.2	2	0	1-1	2-2
3/4/22	vs. Northwestern State	S	W	6.2	5	0	0-0	2-10
3/13/22	at Omaha	S	-	5.0	3	1	3-2	3-4

PITCHER CAREER APPEARANCES

#32 CJ HOOD

Date	Opponent	S/R	W/L/S	IP	H	HR	R-ER	BB-K
2/19/22	at Sam Houston	R	-	1.0	1	0	0-0	0-1
2/26/22	vs. TCU	R	-	0.2	2	0	1-1	0-0
3/9/22	at Kansas State	R	-	1.0	0	0	0-0	0-2

#33 JACKSON BROCKETT

Date	Opponent	S/R	W/L/S	IP	H	HR	R-ER	BB-K
2/20/22	at Sam Houston	R	-	1.0	0	0	0-0	1-1
2/26/22	vs. TCU	R	-	0.1	0	0	2-2	2-0

#34 COLBY GOMES

Date	Opponent	S/R	W/L/S	IP	H	HR	R-ER	BB-K
2/17/19	at UC Riverside	S	-	4.0	6	0	0-0	0-2
2/24/19	vs Oregon State	S	L	1.1	6	0	5-5	3-0
3/1/19	vs Texas Tech	R	S	1.0	0	0	0-0	0-2
3/9/19	at Baylor	R	S	0.1	0	0	0-0	0-0
3/19/19	Air Force	R	S	1.0	0	0	0-0	1-2
3/22/19	Michigan State	R	S	1.0	1	0	0-0	2-0
4/7/19	Purdue	R	-	1.0	0	0	0-0	0-1
4/12/19	at Penn State	R	S	1.0	0	0	0-0	0-2
4/13/19	at Penn State	R	S	1.0	0	0	0-0	0-0
4/17/19	at Omaha	R	S	1.0	0	0	0-0	0-3
4/21/19	at Iowa	R	S	1.0	0	0	0-0	0-1
4/28/19	Illinois	R	L	2.0	2	0	2-0	0-2
5/6/19	at Northwestern	R	S	1.0	1	0	1-1	0-1
5/11/19	Arizona State	R	S	1.0	1	0	0-0	0-1
5/16/19	Michigan	R	S	1.0	1	0	0-0	1-1
5/25/19	vs Michigan	R	S	0.1	0	0	0-0	0-0
5/26/19	vs Ohio State	R	-	1.0	1	0	0-0	0-1
5/31/19	vs UConn	R	S	1.0	1	0	0-0	0-0
6/1/19	vs Oklahoma State	R	L	1.0	3	1	4-4	1-0
2/15/20	at Baylor	S	-	2.0	7	2	5-5	1-0
2/22/20	at San Diego State	S	-	5.0	2	0	1-1	1-1
2/29/20	at Arizona State	S	L	4.1	5	1	3-3	2-1
3/7/20	Columbia	S	-	4.1	6	1	3-3	3-3

2/19/22	at Sam Houston	R	-	0.2	0	0	0-0	0-0
3/4/22	at UT Arlington	R	L	0.2	5	0	4-4	1-0

#36 QUINN MASON

Date	Opponent	S/R	W/L/S	IP	H	HR	R-ER	BB-K
2/28/20	at Arizona State	R	-	1.0	2	0	1-1	0-2
3/8/20	Columbia	R	-	2.0	1	0	1-0	0-4
3/11/20	Northern Colorado	S	W	3.0	1	0	0-0	1-2

3/28/21	Minnesota (DH2)	R	-	0.0	1	0	3-3	2-0
5/22/21	vs. Ohio State	R	-	0.1	1	0	0-0	0-0

2/18/22	at Sam Houston	R	-	0.1	1	0	0-0	1-0
---------	----------------	---	---	-----	---	---	-----	-----

#37 CHANDLER BENSON

Date	Opponent	S/R	W/L/S	IP	H	HR	R-ER	BB-K
2/26/22	vs. TCU	R	-	1.0	0	0	0-0	0-0

#38 EMMETT OLSON

Date	Opponent	S/R	W/L/S	IP	H	HR	R-ER	BB-K
3/14/21	vs. Ohio State	R	-	1.0	0	0	0-0	0-1
3/19/21	at Iowa	R	-	1.0	0	0	0-0	0-2
3/21/21	at Iowa	R	-	1.0	2	0	2-2	1-2
4/3/21	at Illinois	R	-	0.1	4	0	2-1	0-1
5/10/21	at Rutgers	R	-	2.1	1	0	0-0	1-2
5/14/21	Northwestern	R	-	1.0	1	0	0-0	1-1
5/22/21	vs. Ohio State	R	W	2.0	1	0	0-0	1-3
5/29/21	Michigan (DH2)	R	-	1.2	3	1	3-3	0-2
6/5/21	at Arkansas	R	-	1.1	0	0	2-0	2-2
6/7/21	at Arkansas	R	-	0.1	1	0	0-0	0-0

2/18/22	at Sam Houston	R	L	1.0	3	0	3-0	0-2
2/20/22	at Sam Houston	R	-	3.2	4	0	2-2	1-3
2/27/22	vs. TCU	R	-	4.0	1	0	0-0	0-2
3/4/22	vs. Northwestern State	R	S	2.1	0	0	0-0	0-3
3/9/22	at Kansas State	S	L	3.0	7	1	4-2	1-4
3/14/22	Omaha	R	-	1.2	2	0	1-1	1-2

#40 CALEB FEEKIN

Date	Opponent	S/R	W/L/S	IP	H	HR	R-ER	BB-K
2/15/20	at Baylor	R	-	1.0	1	0	1-1	3-1
2/28/20	at San Diego State	R	-	1.0	1	0	0-0	0-0
2/28/20	at Arizona State	R	-	0.0	1	0	4-4	2-0
3/8/20	Columbia	S	-	2.1	2	1	1-1	1-1

3/6/21	vs. Purdue (DH 2)	R	-	1.0	1	0	0-0	0-2
3/12/21	vs. Ohio State	R	-	1.2	1	1	1-1	1-1
3/14/21	vs. Iowa	R	-	2.0	1	0	0-0	0-1
3/19/21	at Iowa	R	-	0.2	1	0	0-0	0-1
3/28/21	Minnesota	R	-	1.0	0	0	0-0	2-1
4/10/21	Maryland	R	-	1.0	0	0	0-0	0-1
4/30/21	Rutgers	R	-	0.2	1	0	0-0	1-2
5/2/21	Rutgers	R	-	0.1	0	0	0-0	1-0
5/10/21	at Rutgers	R	-	1.0	3	0	1-1	0-1
5/23/21	vs. Ohio State	R	-	1.0	1	0	0-0	1-2
6/6/21	vs. NJIT	R	-	1.0	1	1	2-2	1-2

#41 TYLER MARTIN

Date	Opponent	S/R	W/L/S	IP	H	HR	R-ER	BB-K
3/20/19	Air Force	R	-	1.0	0	0	0-0	0-0
4/2/19	at Kansas State	R	-	1.0	1	0	0-0	1-0
4/9/19	Creighton	R	-	1.0	1	0	0-0	0-1
4/16/19	Kansas State	R	-	2.0	1	1	1-1	1-1
4/20/19	at Iowa	R	-	1.0	5	0	5-5	1-1
4/26/19	Illinois	R	-	0.1	0	0	0-0	0-0
5/10/19	Arizona State	R	-	1.0	3	1	3-3	0-1
5/25/19	vs. Michigan (1)	R	-	3.1	3	0	3-1	2-4

2/14/20	at Baylor	R	-	1.2	1	0	0-0	1-0
2/21/20	at San Diego	R	-	0.2	0	0	1-1	1-0
2/29/20	at Arizona State	R	-	1.1	3	0	4-4	2-1
3/8/20	Columbia	R	-	0.2	0	0	0-0	1-1
3/11/20	Northern Colorado	R	-	1.0	0	0	0-0	2-1

3/14/21	vs. Ohio State	R	-	0.2	0	0	0-0	0-0
3/21/21	at Iowa	R	-	1.1	1	0	0-0	0-1
3/27/21	Minnesota (DH1)	R	-	0.2	0	0	2-2	1-1
4/3/21	at Illinois	R	-	1.0	1	0	0-0	0-0
4/10/21	Maryland	R	-	1.0	0	0	0-0	0-2
4/24/21	at Michigan State	R	-	0.0	1	0	0-0	0-0
5/10/21	at Rutgers	R	W	1.0	2	0	0-0	0-1
5/23/21	vs. Ohio State	R	-	0.1	0	0	0-0	0-1
5/29/21	Michigan (DH1)	R	-	0.2	0	0	0-0	0-0
6/5/21	at Arkansas	R	-	1.2	1	0	0-0	0-2

2/18/22	at Sam Houston	R	-	0.2	0	0	0-0	0-1
2/20/22	at Sam Houston	R	-	0.2	0	0	0-0	1-0
2/26/22	vs. TCU	R	-	0.2	1	0	0-0	1-0
3/5/22	at UT Arlington	R	-	1.0	0	0	0-0	1-1
3/9/22	at Kansas State	R	-	2.0	0	0	0-0	0-2

#43 JAXON JELKIN

Date	Opponent	S/R	W/L/S	IP	H	HR	R-ER	BB-K
2/20/22	at Sam Houston	R	-	0.2	0	0	0-0	1-0

#48 ETHAN BRADFORD

Date	Opponent	S/R	W/L/S	IP	H	HR	R-ER	BB-K
2/29/20	at Arizona St.	R	-	0.2	1	0	2-2	2-0
3/11/20	Northern Colorado	R	-	2.0	0	0	0-0	1-4

4/17/21	at Penn State	R	-	1.0	0	0	0-0	1-2
5/9/21	vs. Indiana	R	-	2.0	1	0	0-0	2-1
5/22/21	vs. Ohio State	R	-	0.1	0	0	2-0	3-0

2/19/22	at Sam Houston	R	-	2.0	2	0	0-0	0-2
2/20/22	at Sam Houston	R	-	1.0	0	0	0-0	0-0
2/26/22	vs. TCU	R	-	1.2	3	0	3-3	3-0
3/4/22	at UT Arlington	R	-	1.0	1	0	0-0	0-1

#49 DAWSON MCCARVILLE

Date	Opponent	S/R	W/L/S	IP	H	HR	R-ER	BB-K
2/16/20	Oklahoma State	S	W	5.2	5	0	2-2	2-5
2/23/20	CSUN	S	L	5.0	8	1	4-2	2-7

PITCHER CAREER APPEARANCES

3/1/20	at Stanford	S	L	5.2	6	0	6-2	1-4
3/7/20	Pacific	S	-	4.0	8	0	4-4	2-2
2/20/21	Missouri	R	L	1.1	1	0	2-2	1-2
2/25/21	Oregon State	R	-	1.1	1	0	0-0	2-2
2/27/21	Oregon State	R	-	1.2	5	0	4-4	2-0
3/12/21	UTRGV	R	-	2.2	2	0	0-0	0-2
3/20/21	Seattle U	R	-	2.2	5	0	4-4	1-1
3/23/21	Pepperdine	S	L	4.0	5	1	6-6	2-4
3/28/21	at Tulane	R	-	3.0	0	0	0-0	1-3
4/2/21	at Utah Valley	R	-	4.0	0	0	0-0	1-4
4/10/21	Northern Colorado	S	W	7.0	4	0	0-0	2-8
4/17/21	at NM State	S	W	7.0	5	0	0-0	3-7
4/21/21	Arizona State	R	-	0.1	0	0	0-0	0-0
5/1/21	at Sacramento State	S	W	6.0	7	0	0-0	1-5
5/8/21	Dixie State	S	-	5.1	6	0	1-1	1-2
5/15/21	at Tarleton	S	W	6.0	4	0	1-1	1-1
5/21/21	Cal Baptist	S	W	5.2	4	0	1-1	2-5
5/29/21	vs. UTRGV	S	-	3.0	2	0	4-4	3-1
6/5/21	vs. Oklahoma State	S	L	4.1	7	1	4-3	2-1
2/19/22	at Sam Houston	S	-	4.0	5	0	3-1	1-3
2/27/22	vs. TCU	S	L	4.0	8	0	5-5	2-3
3/5/22	at UT Arlington	S	W	5.2	5	0	2-2	1-1

#51 MASON ORNELAS

Date	Opponent	S/R	W/L/S	IP	H	HR	R-ER	BB-K
2/14/20	Miami	R	-	1.0	0	0	0-0	0-0
2/18/20	Stephen F. Austin	R	-	1.0	0	0	0-0	0-0
2/21/20	Army	R	-	1.1	0	0	0-0	0-4
2/23/20	Army	R	W	0.1	1	1	1-1	1-0
2/29/20	vs. UCLA	R	-	2.2	1	0	0-0	0-2
3/6/20	New Mexico State	R	-	1.0	1	0	0-0	0-3
3/10/20	at Rice	R	-	1.0	0	0	0-0	0-1
2/20/21	Xavier	S	-	4.0	1	0	0-0	1-6
2/24/21	Tarleton	R	-	2.2	2	0	0-0	0-5
3/7/21	New Mexico State	R	-	2.0	1	0	0-0	0-1
3/16/21	at Houston	R	W	3.0	0	0	0-0	0-5
3/20/21	at Florida	R	-	3.1	6	1	4-4	0-4
3/23/21	Rice	R	-	0.2	1	0	1-1	0-0
3/28/21	Georgia	R	-	1.2	4	0	3-3	1-2
4/3/21	at Missouri	R	-	0.1	0	0	0-0	1-0
4/6/21	at Sam Houston	R	-	2.0	1	0	0-0	0-1
4/10/21	Alabama	R	-	3.2	7	0	2-2	0-6
4/18/21	at Arkansas	R	-	1.1	3	1	3-3	1-2
4/20/21	Texas Southern	R	W	2.2	2	0	0-0	0-4
4/24/21	Tennessee	R	W	3.0	2	0	1-1	0-2
5/1/21	at Mississippi State	R	-	3.0	1	0	0-0	3-1
5/4/21	vs. UT Arlington	R	-	1.0	2	0	2-2	0-0
5/8/21	Ole Miss	R	L	0.2	2	1	3-3	1-0
5/16/21	at Auburn	R	L	1.0	2	0	5-1	3-0
2/26/22	vs. TCU	R	-	2.1	2	0	0-0	1-2
3/4/22	at UT Arlington	R	-	2.0	0	0	0-0	1-0
3/9/22	at Kansas State	R	-	2.0	1	0	2-0	2-1
3/14/22	Omaha	R	-	1.0	2	0	2-2	2-1



Individual Career History



Anderson, Max

Year	avg	gp-gs	ab	r	h	2b	3b	hr	rbi	tb	slg%	bb	hbp	so	gdp	ob%	sf	sh	sb-att	po	a	e	fld%
2021	.332	45-45	184	35	61	8	1	7	32	92	.500	16	1	26	5	.386	1	0	3-4	23	53	6	.927
2022	.281	14-14	57	9	16	2	2	0	3	22	.386	2	2	5	3	.328	0	0	0-1	7	18	3	.893
TOTAL	.320	59-59	241	44	77	10	3	7	35	114	.473	18	3	31	8	.373	1	0	3-5	30	71	9	.918

Anglim, Garrett

Year	avg	gp-gs	ab	r	h	2b	3b	hr	rbi	tb	slg%	bb	hbp	so	gdp	ob%	sf	sh	sb-att	po	a	e	fld%
2022	.375	10-6	24	1	9	2	2	0	2	15	.625	1	0	5	0	.400	0	0	0-1	8	0	1	.889
TOTAL	.375	10-6	24	1	9	2	2	0	2	15	.625	1	0	5	0	.400	0	0	0-1	8	0	1	.889

Banjoff, Leighton

Year	avg	gp-gs	ab	r	h	2b	3b	hr	rbi	tb	slg%	bb	hbp	so	gdp	ob%	sf	sh	sb-att	po	a	e	fld%
2020	.341	15-13	44	12	15	4	0	3	13	28	.636	13	3	16	0	.517	0	0	3-4	4	11	0	1.000
2021	.255	22-15	55	12	14	2	0	1	7	19	.345	10	3	21	1	.391	1	1	0-1	17	0	0	1.000
2022	.216	14-14	51	5	11	3	0	0	3	14	.275	9	1	19	0	.339	1	0	3-3	23	1	1	.960
TOTAL	.267	51-42	150	29	40	9	0	4	23	61	.407	32	7	56	1	.414	2	1	6-8	44	12	1	.982

Benson, Chandler

Year	era	w-l	app	qs	cq	sho	sv	ip	h	r	er	bb	so	2b	3b	hr	bf	bavg	wp	hbp	bk	sfa	sha
2022	0.00	0-0	1	0	0	0/0	0	1.0	0	0	0	0	0	0	0	0	3	.000	0	0	0	0	0
TOTAL	0.00	0-0	1	0	0	0/0	0	1.0	0	0	0	0	0	0	0	0	3	.000	0	0	0	0	0

Bradford, Ethan

Year	avg	gp-gs	ab	r	h	2b	3b	hr	rbi	tb	slg%	bb	hbp	so	gdp	ob%	sf	sh	sb-att	po	a	e	fld%
2022	.000	0-0	0	0	0	0	0	0	0	0	.000	0	0	0	0	.000	0	0	0-0	1	1	0	1.000
TOTAL	.000	0-0	0	0	0	0	0	0	0	0	.000	0	0	0	0	.000	0	0	0-0	1	1	0	1.000

Year	era	w-l	app	qs	cq	sho	sv	ip	h	r	er	bb	so	2b	3b	hr	bf	bavg	wp	hbp	bk	sfa	sha
2020	6.75	0-0	2	0	0	0/0	0	2.2	1	2	2	3	4	0	0	0	12	.111	0	0	0	0	0
2021	0.00	0-0	3	0	0	0/0	0	3.1	1	2	0	6	3	0	0	0	17	.100	1	0	0	1	0
2022	4.76	0-0	4	0	0	0/0	0	5.2	6	3	3	3	3	1	0	0	24	.300	1	0	0	0	0
TOTAL	3.86	0-0	9	0	0	0/0	0	11.2	8	7	5	12	10	1	0	0	53	.205	2	0	0	1	0

INDIVIDUAL CAREER SUMMARIES (2 OF 7)



Individual Career History



Bragg, Braxton

Year	avg	gp-gs	ab	r	h	2b	3b	hr	rbi	tb	slg%	bb	hbp	so	gdp	ob%	sf	sh	sb-att	po	a	e	fld%
2020	.000	0-0	0	0	0	0	0	0	0	0	.000	0	0	0	0	.000	0	0	0-0	0	1	0	1.000
2021	.000	0-0	0	0	0	0	0	0	0	0	.000	0	0	0	0	.000	0	0	0-0	0	2	0	1.000
TOTAL	.000	0-0	0	0	0	0	0	0	0	0	.000	0	0	0	0	.000	0	0	0-0	0	3	0	1.000

Year	era	w-l	app	qs	cg	sho	sv	ip	h	r	er	bb	so	2b	3b	hr	bf	bavg	wp	hbp	bk	sfa	sha
2020	10.12	0-1	4	1	0	0/1	0	5.1	7	6	6	4	6	0	0	0	29	.304	2	2	0	0	0
2021	8.04	1-2	11	0	0	0/0	0	15.2	21	15	14	6	18	1	1	5	73	.323	1	1	0	1	0
2022	9.82	1-1	3	1	0	0/0	1	3.2	7	4	4	0	4	1	0	0	19	.412	0	1	0	1	0
TOTAL	8.76	2-4	18	2	0	0/1	1	24.2	35	25	24	10	28	2	1	5	121	.333	3	4	0	2	0

Brockett, Jackson

Year	avg	gp-gs	ab	r	h	2b	3b	hr	rbi	tb	slg%	bb	hbp	so	gdp	ob%	sf	sh	sb-att	po	a	e	fld%
2022	.000	0-0	0	0	0	0	0	0	0	0	.000	0	0	0	0	.000	0	0	0-0	0	1	0	1.000
TOTAL	.000	0-0	0	0	0	0	0	0	0	0	.000	0	0	0	0	.000	0	0	0-0	0	1	0	1.000

Year	era	w-l	app	qs	cg	sho	sv	ip	h	r	er	bb	so	2b	3b	hr	bf	bavg	wp	hbp	bk	sfa	sha
2022	13.50	0-0	2	0	0	0/0	0	1.1	0	2	2	3	1	0	0	0	8	.000	0	1	0	0	0
TOTAL	13.50	0-0	2	0	0	0/0	0	1.1	0	2	2	3	1	0	0	0	8	.000	0	1	0	0	0

Bunz, Jake

Year	avg	gp-gs	ab	r	h	2b	3b	hr	rbi	tb	slg%	bb	hbp	so	gdp	ob%	sf	sh	sb-att	po	a	e	fld%
2021	.000	0-0	0	0	0	0	0	0	0	0	.000	0	0	0	0	.000	0	0	0-0	0	1	0	1.000
TOTAL	.000	0-0	0	0	0	0	0	0	0	0	.000	0	0	0	0	.000	0	0	0-0	0	1	0	1.000

Year	era	w-l	app	qs	cg	sho	sv	ip	h	r	er	bb	so	2b	3b	hr	bf	bavg	wp	hbp	bk	sfa	sha
2021	2.20	2-1	20	3	0	0/3	1	32.2	19	8	8	20	42	3	1	2	135	.168	3	1	0	0	1
2022	0.00	0-0	1	0	0	0/0	0	0.1	0	0	0	0	1	0	0	0	1	.000	0	0	0	0	0
TOTAL	2.18	2-1	21	3	0	0/3	1	33.0	19	8	8	20	43	3	1	2	136	.167	3	1	0	0	1

Caron, Josh

Year	avg	gp-gs	ab	r	h	2b	3b	hr	rbi	tb	slg%	bb	hbp	so	gdp	ob%	sf	sh	sb-att	po	a	e	fld%
2022	.238	7-7	21	4	5	1	0	0	1	6	.286	5	2	6	1	.429	0	0	1-1	4	1	0	1.000
TOTAL	.238	7-7	21	4	5	1	0	0	1	6	.286	5	2	6	1	.429	0	0	1-1	4	1	0	1.000

Cervantes, Efray

Year	avg	gp-gs	ab	r	h	2b	3b	hr	rbi	tb	slg%	bb	hbp	so	gdp	ob%	sf	sh	sb-att	po	a	e	fld%
2021	.082	36-14	49	7	4	0	0	0	4	4	.082	8	3	12	0	.250	0	5	1-2	19	25	1	.978
2022	.214	9-9	28	3	6	1	0	1	4	10	.357	0	1	4	0	.233	1	3	0-0	12	21	1	.971
TOTAL	.130	45-23	77	10	10	1	0	1	8	14	.182	8	4	16	0	.244	1	8	1-2	31	46	2	.975

Chick, Cam

Year	avg	gp-gs	ab	r	h	2b	3b	hr	rbi	tb	slg%	bb	hbp	so	gdp	ob%	sf	sh	sb-att	po	a	e	fld%
2019	.240	47-42	171	33	41	3	0	4	31	56	.327	23	3	45	3	.333	4	0	6-8	20	32	10	.839
2020	.297	15-15	64	13	19	2	1	4	14	35	.547	4	2	8	1	.347	2	0	2-3	13	13	3	.897
2021	.260	44-42	154	29	40	8	0	8	39	72	.468	25	9	52	1	.387	3	0	8-10	48	28	5	.938
2022	.152	11-9	33	2	5	0	0	1	4	8	.242	3	0	17	0	.216	1	0	1-1	16	5	1	.955
TOTAL	.249	117-108	422	77	105	13	1	17	88	171	.405	55	14	122	5	.347	10	0	17-22	97	78	19	.902



Individual Career History



Christo, Drew

Year	avg	gp-gs	ab	r	h	2b	3b	hr	rbi	tb	slg%	bb	hbp	so	gdp	ob%	sf	sh	sb-att	po	a	e	fld%
Year	era	w-l	app	qs	cq	sho	sv	ip	h	r	er	bb	so	2b	3b	hr	bf	bavg	wp	hbp	bk	sfa	sha
2022	99.00	0-0	1	0	0	0/0	0	0.0	1	2	2	0	0	0	0	1	2	1.000	0	1	0	0	0
TOTAL	99.00	0-0	1	0	0	0/0	0	0.0	1	2	2	0	0	0	0	1	2	1.000	0	1	0	0	0

Everitt, Griffin

Year	avg	gp-gs	ab	r	h	2b	3b	hr	rbi	tb	slg%	bb	hbp	so	gdp	ob%	sf	sh	sb-att	po	a	e	fld%
2021	.287	37-32	122	17	35	6	0	3	21	50	.410	12	4	38	1	.370	0	5	3-5	319	34	3	.992
2022	.327	14-14	55	9	18	1	0	3	11	28	.509	2	2	15	1	.367	1	0	0-0	103	10	1	.991
TOTAL	.299	51-46	177	26	53	7	0	6	32	78	.441	14	6	53	2	.369	1	5	3-5	422	44	4	.991

Feekin, Caleb

Year	avg	gp-gs	ab	r	h	2b	3b	hr	rbi	tb	slg%	bb	hbp	so	gdp	ob%	sf	sh	sb-att	po	a	e	fld%
Year	era	w-l	app	qs	cq	sho	sv	ip	h	r	er	bb	so	2b	3b	hr	bf	bavg	wp	hbp	bk	sfa	sha
2020	12.46	1-0	4	1	0	0/0	0	4.1	5	6	6	6	2	0	0	1	26	.278	2	2	0	0	0
2021	3.18	0-0	11	0	0	0/2	0	11.1	10	4	4	6	13	1	0	3	50	.238	0	1	0	1	0
TOTAL	5.74	1-0	15	1	0	0/2	0	15.2	15	10	10	12	15	1	0	4	76	.250	2	3	0	1	0

Frank, Koty

Year	avg	gp-gs	ab	r	h	2b	3b	hr	rbi	tb	slg%	bb	hbp	so	gdp	ob%	sf	sh	sb-att	po	a	e	fld%
2021	.000	0-0	0	0	0	0	0	0	0	0	.000	0	0	0	0	.000	0	0	0-0	1	6	0	1.000
2022	.000	0-0	0	0	0	0	0	0	0	0	.000	0	0	0	0	.000	0	0	0-0	2	2	0	1.000
TOTAL	.000	0-0	0	0	0	0	0	0	0	0	.000	0	0	0	0	.000	0	0	0-0	3	8	0	1.000
Year	era	w-l	app	qs	cq	sho	sv	ip	h	r	er	bb	so	2b	3b	hr	bf	bavg	wp	hbp	bk	sfa	sha
2021	4.94	3-1	13	0	0	0/1	1	27.1	19	16	15	13	21	1	0	3	116	.202	1	6	0	1	2
2022	1.35	1-0	4	2	0	0/1	0	20.0	13	4	3	9	22	5	0	1	82	.183	2	1	0	0	1
TOTAL	3.42	4-1	17	2	0	0/2	1	47.1	32	20	18	22	43	6	0	4	198	.194	3	7	0	1	3



Individual Career History



Gomes, Colby

Year	avg	gp-gs	ab	r	h	2b	3b	hr	rbi	tb	slg%	bb	hbp	so	qdp	ob%	sf	sh	sb-att	po	a	e	fld%
2019	.209	44-43	148	19	31	8	0	1	18	42	.284	16	3	54	4	.296	2	3	0-2	326	17	4	.988
2020	.000	0-0	0	0	0	0	0	0	0	0	.000	0	0	0	0	.000	0	0	0-0	1	2	0	1.000
2022	.324	10-10	34	6	11	3	0	1	4	17	.500	1	0	12	0	.333	1	0	0-0	65	7	1	.986
TOTAL	.231	54-53	182	25	42	11	0	2	22	59	.324	17	3	66	4	.302	3	3	0-2	392	26	5	.988

Year	era	w-l	app	qs	cq	sho	sv	ip	h	r	er	bb	so	2b	3b	hr	bf	bavq	wp	hbp	bk	sfa	sha
2019	4.09	0-3	19	2	0	0/1	13	22.0	23	12	10	8	19	3	0	1	97	.271	2	2	0	2	0
2020	6.89	0-1	4	4	0	0/0	0	15.2	20	12	12	7	5	5	2	4	72	.328	0	1	0	3	0
2022	27.00	0-1	2	0	0	0/0	0	1.1	5	4	4	1	0	2	0	0	11	.556	0	1	0	0	0
TOTAL	6.00	0-5	25	6	0	0/1	13	39.0	48	28	26	16	24	10	2	5	180	.310	2	4	0	5	0

Guthmiller, Matt

Year	avg	gp-gs	ab	r	h	2b	3b	hr	rbi	tb	slg%	bb	hbp	so	qdp	ob%	sf	sh	sb-att	po	a	e	fld%
------	-----	-------	----	---	---	----	----	----	-----	----	------	----	-----	----	-----	-----	----	----	--------	----	---	---	------

Hawkins, Corbin

Year	avg	gp-gs	ab	r	h	2b	3b	hr	rbi	tb	slg%	bb	hbp	so	qdp	ob%	sf	sh	sb-att	po	a	e	fld%
------	-----	-------	----	---	---	----	----	----	-----	----	------	----	-----	----	-----	-----	----	----	--------	----	---	---	------

Hood, CJ

Year	avg	gp-gs	ab	r	h	2b	3b	hr	rbi	tb	slg%	bb	hbp	so	qdp	ob%	sf	sh	sb-att	po	a	e	fld%
2022	.000	0-0	0	0	0	0	0	0	0	0	.000	0	0	0	0	.000	0	0	0-0	0	1	0	1.000
TOTAL	.000	0-0	0	0	0	0	0	0	0	0	.000	0	0	0	0	.000	0	0	0-0	0	1	0	1.000

Year	era	w-l	app	qs	cq	sho	sv	ip	h	r	er	bb	so	2b	3b	hr	bf	bavq	wp	hbp	bk	sfa	sha
2022	3.38	0-0	3	0	0	0/0	0	2.2	3	1	1	0	3	2	0	0	9	.375	1	0	0	1	0
TOTAL	3.38	0-0	3	0	0	0/0	0	2.2	3	1	1	0	3	2	0	0	9	.375	1	0	0	1	0

Jackson, Core

Year	avg	gp-gs	ab	r	h	2b	3b	hr	rbi	tb	slg%	bb	hbp	so	qdp	ob%	sf	sh	sb-att	po	a	e	fld%
2022	.200	10-7	25	3	5	2	1	1	6	12	.480	0	0	5	0	.192	1	2	0-0	10	22	2	.941
TOTAL	.200	10-7	25	3	5	2	1	1	6	12	.480	0	0	5	0	.192	1	2	0-0	10	22	2	.941

Jelkin, Jaxon

Year	avg	gp-gs	ab	r	h	2b	3b	hr	rbi	tb	slg%	bb	hbp	so	qdp	ob%	sf	sh	sb-att	po	a	e	fld%
------	-----	-------	----	---	---	----	----	----	-----	----	------	----	-----	----	-----	-----	----	----	--------	----	---	---	------

Year	era	w-l	app	qs	cq	sho	sv	ip	h	r	er	bb	so	2b	3b	hr	bf	bavq	wp	hbp	bk	sfa	sha
2022	0.00	0-0	1	0	0	0/0	0	0.2	0	0	0	1	0	0	0	0	4	.000	1	1	0	0	0
TOTAL	0.00	0-0	1	0	0	0/0	0	0.2	0	0	0	1	0	0	0	0	4	.000	1	1	0	0	0

INDIVIDUAL CAREER SUMMARIES (5 OF 7)



Individual Career History

Jessen, Luke

Year	avg	gp-gs	ab	r	h	2b	3b	hr	rbi	tb	slg%	bb	hbp	so	gdp	ob%	sf	sh	sb-att	po	a	e	fld%
2022	.333	11-9	36	6	12	1	0	0	3	13	.361	4	0	12	1	.400	0	0	0-2	6	0	0	1.000
TOTAL	.333	11-9	36	6	12	1	0	0	3	13	.361	4	0	12	1	.400	0	0	0-2	6	0	0	1.000

Martin, Tyler

Year	avg	gp-gs	ab	r	h	2b	3b	hr	rbi	tb	slg%	bb	hbp	so	gdp	ob%	sf	sh	sb-att	po	a	e	fld%
2019	.000	0-0	0	0	0	0	0	0	0	0	.000	0	0	0	0	.000	0	0	0-0	0	1	0	1.000
2020	.000	0-0	0	0	0	0	0	0	0	0	.000	0	0	0	0	.000	0	0	0-0	0	2	0	1.000
2021	.000	0-0	0	0	0	0	0	0	0	0	.000	0	0	0	0	.000	0	0	0-0	0	1	0	1.000
2022	.000	0-0	0	0	0	0	0	0	0	0	.000	0	0	0	0	.000	0	0	0-0	0	1	0	1.000
TOTAL	.000	0-0	0	0	0	0	0	0	0	0	.000	0	0	0	0	.000	0	0	0-0	0	5	0	1.000

Year	era	w-l	app	qs	cq	sho	sv	ip	h	r	er	bb	so	2b	3b	hr	bf	bavg	wp	hbp	bk	sfa	sha
2019	8.44	0-0	8	0	0	0/1	0	10.2	14	12	10	5	8	1	1	2	52	.311	0	2	0	0	0
2020	8.44	0-0	5	0	0	0/0	0	5.1	4	5	5	7	3	1	0	0	27	.222	5	0	0	2	0
2021	2.16	2-0	10	0	0	0/1	0	8.1	6	2	2	2	7	1	0	0	34	.214	2	3	0	0	1
2022	0.00	0-0	5	0	0	0/0	0	5.0	1	0	0	3	4	0	0	0	19	.063	0	0	0	0	0
TOTAL	5.22	2-0	28	0	0	0/2	0	29.1	25	19	17	17	22	3	1	2	132	.234	7	5	0	2	1

Mason, Quinn

Year	era	w-l	app	qs	cq	sho	sv	ip	h	r	er	bb	so	2b	3b	hr	bf	bavg	wp	hbp	bk	sfa	sha
2020	1.50	1-0	3	1	0	0/0	0	6.0	4	2	1	1	8	2	0	0	23	.182	1	0	0	0	0
2021	81.00	0-0	2	0	0	0/0	0	0.1	2	3	3	2	0	0	0	0	5	.667	0	0	0	0	0
2022	0.00	0-0	1	0	0	0/0	0	0.1	1	0	0	1	0	0	0	0	3	.500	0	0	0	0	0
TOTAL	5.40	1-0	6	1	0	0/0	0	6.2	7	5	4	4	8	2	0	0	31	.259	1	0	0	0	0

Matthews, Brice

Year	avg	gp-gs	ab	r	h	2b	3b	hr	rbi	tb	slg%	bb	hbp	so	gdp	ob%	sf	sh	sb-att	po	a	e	fld%
2021	.273	39-36	132	28	36	8	1	5	34	61	.462	23	0	44	2	.381	0	1	7-10	50	74	6	.954
2022	.267	13-13	45	9	12	3	0	1	5	18	.400	3	2	19	0	.333	1	2	5-5	26	31	4	.934
TOTAL	.271	52-49	177	37	48	11	1	6	39	79	.446	26	2	63	2	.369	1	3	12-15	76	105	10	.948

McCarville, Dawson

Year	avg	gp-gs	ab	r	h	2b	3b	hr	rbi	tb	slg%	bb	hbp	so	gdp	ob%	sf	sh	sb-att	po	a	e	fld%
2020	.000	4-4	0	0	0	0	0	0	0	0	.000	0	0	0	0	.000	0	0	0-0	0	3	0	1.000
2022	.000	0-0	0	0	0	0	0	0	0	0	.000	0	0	0	0	.000	0	0	0-0	0	1	0	1.000
TOTAL	.000	4-4	0	0	0	0	0	0	0	0	.000	0	0	0	0	.000	0	0	0-0	0	4	0	1.000
All*	.000	4-4	0	0	0	0	0	0	0	0	.000	0	0	0	0	.000	0	0	0-0	0	4	0	1.000

Year	era	w-l	app	qs	cq	sho	sv	ip	h	r	er	bb	so	2b	3b	hr	bf	bavg	wp	hbp	bk	sfa	sha
2020	4.43	1-2	4	4	0	0/0	0	20.1	27	16	10	7	18	4	0	1	0	.329	5	2	0	0	3
2021*	3.58	5-3	17	9	0	0/3	1	65.1	58	27	26	25	48	11	0	2	0	.240	4	6	2	0	4
2022	5.27	1-1	3	3	0	0/0	0	13.2	18	10	8	4	7	4	1	0	64	.310	1	2	0	0	0
TOTAL	4.76	2-3	7	7	0	0/0	0	34.0	45	26	18	11	25	8	1	1	64	.321	6	4	0	0	3
All*	3.99	7-6	24	16	0	0/3	1	99.1	103	53	44	36	73	19	1	3	64	.270	10	10	2	0	7

* Statistics from prior team/school

INDIVIDUAL CAREER SUMMARIES (6 OF 7)



Individual Career History



Olson, Emmett

Year	avg	qp-gs	ab	r	h	2b	3b	hr	rbi	tb	slg%	bb	hbp	so	gdp	ob%	sf	sh	sb-att	po	a	e	fld%
2021	.000	0-0	0	0	0	0	0	0	0	0	.000	0	0	0	0	.000	0	0	0-0	1	3	0	1.000
2022	.000	0-0	0	0	0	0	0	0	0	0	.000	0	0	0	0	.000	0	0	0-0	1	2	1	.750
TOTAL	.000	0-0	0	0	0	0	0	0	0	0	.000	0	0	0	0	.000	0	0	0-0	2	5	1	.875

Year	era	w-l	app	qs	cq	sho	sv	ip	h	r	er	bb	so	2b	3b	hr	bf	bavg	wp	hbp	bk	sfa	sha
2021	4.50	1-0	10	0	0	0/0	0	12.0	13	9	6	6	16	0	0	1	57	.255	1	0	0	0	0
2022	2.87	0-2	6	1	0	0/1	1	15.2	17	10	5	3	16	3	0	1	69	.270	2	2	0	1	0
TOTAL	3.58	1-2	16	1	0	0/1	1	27.2	30	19	11	9	32	3	0	2	126	.263	3	2	0	1	0

Ornelas, Mason

Year	avg	qp-gs	ab	r	h	2b	3b	hr	rbi	tb	slg%	bb	hbp	so	gdp	ob%	sf	sh	sb-att	po	a	e	fld%
2020*	.000	7-0	0	0	0	0	0	0	0	0	.000	0	0	0	0	.000	0	0	0-0	0	0	0	.000
2021*	.000	18-1	0	0	0	0	0	0	0	0	.000	0	0	0	0	.000	0	0	0-0	2	12	0	1.000
2022	.000	0-0	0	0	0	0	0	0	0	0	.000	0	0	0	0	.000	0	0	0-0	2	2	0	1.000
TOTAL	.000	0-0	0	0	0	0	0	0	0	0	.000	0	0	0	0	.000	0	0	0-0	2	2	0	1.000
All*	.000	25-1	0	0	0	0	0	0	0	0	.000	0	0	0	0	.000	0	0	0-0	4	14	0	1.000

Year	era	w-l	app	qs	cq	sho	sv	ip	h	r	er	bb	so	2b	3b	hr	bf	bavg	wp	hbp	bk	sfa	sha
2020*	1.08	1-0	7	0	0	0/0	0	8.1	3	1	1	1	13	0	0	1	0	.107	0	0	0	0	0
2021*	5.11	3-2	0	0	0	0/0	0	37.0	39	25	21	12	42	9	0	3	0	.273	3	4	0	0	4
2022	3.48	1-0	5	0	0	0/0	0	10.1	8	8	4	8	8	2	0	0	49	.216	2	1	0	1	2
TOTAL	3.48	1-0	5	0	0	0/0	0	10.1	8	8	4	8	8	2	0	0	49	.216	2	1	0	1	2
All*	4.20	5-2	12	0	0	0/0	0	55.2	50	34	26	21	63	11	0	4	49	.240	5	5	0	1	6

* Statistics from prior team/school

Palmer, Tyler

Year	avg	qp-gs	ab	r	h	2b	3b	hr	rbi	tb	slg%	bb	hbp	so	gdp	ob%	sf	sh	sb-att	po	a	e	fld%
2022	.000	2-0	0	1	0	0	0	0	0	0	.000	0	0	0	0	.000	0	0	1-1	0	0	0	.000
TOTAL	.000	2-0	0	1	0	0	0	0	0	0	.000	0	0	0	0	.000	0	0	1-1	0	0	0	.000

Perry, Kyle

Year	avg	qp-gs	ab	r	h	2b	3b	hr	rbi	tb	slg%	bb	hbp	so	gdp	ob%	sf	sh	sb-att	po	a	e	fld%
2019	.000	2-2	0	0	0	0	0	0	0	0	.000	0	0	0	0	.000	0	0	0-0	1	2	1	.750
2020	.000	0-0	0	0	0	0	0	0	0	0	.000	0	0	0	0	.000	0	0	0-0	1	1	0	1.000
2022	.000	0-0	0	0	0	0	0	0	0	0	.000	0	0	0	0	.000	0	0	0-0	0	1	0	1.000
TOTAL	.000	2-2	0	0	0	0	0	0	0	0	.000	0	0	0	0	.000	0	0	0-0	2	4	1	.857

Year	era	w-l	app	qs	cq	sho	sv	ip	h	r	er	bb	so	2b	3b	hr	bf	bavg	wp	hbp	bk	sfa	sha
2019	5.47	2-1	11	7	0	0/1	0	26.1	29	16	16	18	29	7	1	2	129	.282	2	6	1	1	1
2020	5.06	1-0	4	1	0	0/0	0	10.2	7	6	6	2	11	3	0	1	41	.179	0	0	0	0	0
2021	3.48	2-0	4	4	0	0/1	0	10.1	7	5	4	4	15	1	0	0	42	.184	1	0	0	0	0
2022	5.79	0-2	4	3	0	0/0	0	14.0	14	9	9	9	17	3	0	1	67	.259	1	3	0	0	1
TOTAL	5.14	5-3	23	15	0	0/2	0	61.1	57	36	35	33	72	14	1	4	279	.244	4	9	1	1	2

Petersen, Max

Year	avg	qp-gs	ab	r	h	2b	3b	hr	rbi	tb	slg%	bb	hbp	so	gdp	ob%	sf	sh	sb-att	po	a	e	fld%
------	-----	-------	----	---	---	----	----	----	-----	----	------	----	-----	----	-----	-----	----	----	--------	----	---	---	------



Individual Career History

Sartori, Luke

Year	avg	gp-gs	ab	r	h	2b	3b	hr	rbi	tb	slg%	bb	hbp	so	gdp	ob%	sf	sh	sb-att	po	a	e	fld%
2021	1.000	5-0	1	1	1	0	0	0	1	1	1.000	0	0	0	0	1.000	0	0	0-1	0	0	0	.000
2022	.200	13-8	25	2	5	0	0	0	3	5	.200	4	0	6	0	.310	0	0	2-2	14	0	0	1.000
TOTAL	.231	18-8	26	3	6	0	0	0	4	6	.231	4	0	6	0	.333	0	0	2-3	14	0	0	1.000

Schanaman, Shay

Year	avg	gp-gs	ab	r	h	2b	3b	hr	rbi	tb	slg%	bb	hbp	so	gdp	ob%	sf	sh	sb-att	po	a	e	fld%
2019	.000	0-0	0	0	0	0	0	0	0	0	.000	0	0	0	0	.000	0	0	0-0	2	2	0	1.000
2020	.000	0-0	0	0	0	0	0	0	0	0	.000	0	0	0	0	.000	0	0	0-0	0	1	0	1.000
2021	.000	0-0	0	0	0	0	0	0	0	0	.000	0	0	0	0	.000	0	0	0-0	4	2	1	.857
2022	.000	0-0	0	0	0	0	0	0	0	0	.000	0	0	0	0	.000	0	0	0-0	1	4	0	1.000
TOTAL	.000	0-0	0	0	0	0	0	0	0	0	.000	0	0	0	0	.000	0	0	0-0	7	9	1	.941

Year	era	w-l	app	gs	cg	sho	sv	ip	h	r	er	bb	so	2b	3b	hr	bf	bavg	wp	hbp	bk	sfa	sha
2019	3.18	1-2	19	0	0	0/0	3	22.2	13	10	8	14	23	2	0	3	98	.163	6	1	0	1	2
2020	6.97	2-2	6	0	0	0/1	0	10.1	9	8	8	4	10	4	1	0	44	.231	0	0	0	0	1
2021	5.08	5-2	13	12	0	0/1	0	67.1	63	44	38	25	72	15	1	7	300	.242	4	12	0	3	0
2022	3.10	1-2	4	4	1	1/0	0	20.1	13	9	7	10	22	1	1	2	88	.178	2	2	1	1	2
TOTAL	4.55	9-8	42	16	1	1/2	3	120.2	98	71	61	53	127	22	3	12	530	.217	12	15	1	5	5

Steil, Jack

Year	avg	gp-gs	ab	r	h	2b	3b	hr	rbi	tb	slg%	bb	hbp	so	gdp	ob%	sf	sh	sb-att	po	a	e	fld%
2021	.203	28-19	64	10	13	3	1	3	11	27	.422	2	5	25	0	.282	0	1	2-2	165	8	2	.989
2022	.211	8-4	19	0	4	0	0	0	3	4	.211	0	0	6	0	.190	2	0	0-0	44	2	0	1.000
TOTAL	.205	36-23	83	10	17	3	1	3	14	31	.373	2	5	31	0	.261	2	1	2-2	209	10	2	.991

Swansen, Gabe

Year	avg	gp-gs	ab	r	h	2b	3b	hr	rbi	tb	slg%	bb	hbp	so	gdp	ob%	sf	sh	sb-att	po	a	e	fld%
2022	.000	4-2	8	0	0	0	0	0	0	0	.000	1	0	1	0	.111	0	0	0-0	3	0	0	1.000
TOTAL	.000	4-2	8	0	0	0	0	0	0	0	.000	1	0	1	0	.111	0	0	0-0	3	0	0	1.000

Walsh, Will

Year	avg	gp-gs	ab	r	h	2b	3b	hr	rbi	tb	slg%	bb	hbp	so	gdp	ob%	sf	sh	sb-att	po	a	e	fld%
------	-----	-------	----	---	---	----	----	----	-----	----	------	----	-----	----	-----	-----	----	----	--------	----	---	---	------

Wessel, Drew

Year	avg	gp-gs	ab	r	h	2b	3b	hr	rbi	tb	slg%	bb	hbp	so	gdp	ob%	sf	sh	sb-att	po	a	e	fld%
------	-----	-------	----	---	---	----	----	----	-----	----	------	----	-----	----	-----	-----	----	----	--------	----	---	---	------

Wimmers, Nick

Year	avg	gp-gs	ab	r	h	2b	3b	hr	rbi	tb	slg%	bb	hbp	so	gdp	ob%	sf	sh	sb-att	po	a	e	fld%
------	-----	-------	----	---	---	----	----	----	-----	----	------	----	-----	----	-----	-----	----	----	--------	----	---	---	------

2022 BOX SCORES

GAME 1: FRIDAY, FEBRUARY 18 SAM HOUSTON 8, NEBRASKA 5



The Automated ScoreBook
Nebraska at Sam Houston
Feb 18, 2022 at Huntsville, Texas (Don Sanders Stadium)



Nebraska 5 (0-1)

Player	ab	r	h	rbi	bb	so	po	a	lob
Banjoff, Leighton rf	3	0	0	0	2	3	1	0	2
Chick, Cam lf	5	0	0	0	0	3	0	0	2
Anderson, Max 3b	5	1	3	0	0	1	0	2	0
Matthews, Brice ss	4	1	0	1	1	3	2	3	0
Everitt, Griffin c	4	1	1	0	0	2	12	0	0
Gomes, Colby 1b	4	2	3	0	0	1	5	2	0
Caron, Josh dh	3	0	0	0	0	1	0	0	0
Jackson, Core 2b	4	0	0	1	0	1	1	0	0
Sartori, Luke cf	4	0	2	1	0	0	0	1	1
Perry, Kyle p	0	0	0	0	0	0	0	0	0
Frank, Koty p	0	0	0	0	0	0	0	0	0
Olson, Emmett p	0	0	0	0	0	0	0	0	0
Mason, Quinn p	0	0	0	0	0	0	0	0	0
Martin, Tyler p	0	0	0	0	0	0	0	0	0
Totals	36	5	9	3	3	15	24	7	8

Score by Innings	1	2	3	4	5	6	7	8	9	R	H	E
Nebraska	0	3	0	0	0	1	1	0	0	5	9	1
Sam Houston	0	5	0	0	0	0	0	3	0	8	9	2

E - Anderson, M.(1); MacKenzie, A.(1); Smith, C.(1). LOB - NEB 8; SHSU 13. 2B - Anderson, M.(1); Gomes, C.(1); Wishkoski, J.(1); Loyd, E.(1). 3B - Anderson, M.(1). HBP - Caron, J.; Davis, T.; Touchet, T.; Janek, W.. SB - Sartori, L.(1).

Nebraska	ip	h	r	er	bb	so	ab	bf
Perry, Kyle	1.1	2	5	5	5	2	6	13
Frank, Koty	4.2	3	0	0	2	6	17	19
Olson, Emmett	1.0	3	3	0	0	2	7	8
Mason, Quinn	0.1	1	0	0	1	0	2	3
Martin, Tyler	0.2	0	0	0	0	1	2	2

Win - Wesneski, C. (1-0). Loss - Olson, E. (0-1). Save - Lusk, L. (1).
HBP - by Perry, K. (Davis, T.); by Perry, K. (Janek, W.); by Wesneski, C. (Caron, J.); by Olson, E. (Touchet, T.).
PB - Janek, W.(1).

Umpires - HP: David Wiley 1B: Kelly Nutt 3B: Luke Hamilton
Start: 6:34 pm Time: 3:07 Attendance: 423
Weather: 50 deg, clear, N 3 mph

Sam Houston 8 (1-0)

Player	ab	r	h	rbi	bb	so	po	a	lob
MacKenzie, A ss	5	0	0	0	0	3	0	3	0
Chadwick, C. cf	4	1	1	2	1	0	2	0	2
Wishkoski, J 3b	5	1	2	3	0	0	1	3	1
Contreras, C lf	3	0	0	0	2	1	0	0	2
Davis, T. 1b	4	0	1	2	0	1	6	1	0
Smith, C. rf	3	0	0	0	1	2	0	0	3
Brewster, L. pr/lf	0	1	0	0	1	0	0	0	0
Touchet, T. dh	3	1	1	0	1	2	0	0	3
Janek, W. c	4	2	2	0	0	1	15	0	3
Loyd, E. 2b	3	2	2	1	2	1	3	2	2
Dillard, M. p	0	0	0	0	0	0	0	0	0
Wesneski, C. p	0	0	0	0	0	0	0	0	0
Lusk, L. p	0	0	0	0	0	0	0	0	0
Totals	34	8	9	8	8	11	27	9	13

GAME 2: SATURDAY, FEBRUARY 19 SAM HOUSTON 5, NEBRASKA 1 (7 INN.)



The Automated ScoreBook
Nebraska at Sam Houston (Game 1)
Feb 19, 2022 at Huntsville, Texas (Don Sanders Stadium)



Nebraska 1 (0-2)

Player	ab	r	h	rbi	bb	so	po	a	lob
Banjoff, Leighton rf	2	0	1	0	1	1	2	0	0
Chick, Cam lf	3	0	0	0	0	1	2	0	0
Anderson, Max 3b	3	0	0	0	0	0	1	0	0
Matthews, Brice ss	3	0	0	0	0	3	1	2	0
Everitt, Griffin c	3	1	0	0	0	7	0	0	0
Gomes, Colby 1b	3	0	1	0	0	1	4	1	0
Jessen, Luke dh	3	0	2	0	0	0	0	1	0
Sartori, Luke cf	3	0	1	1	0	0	0	1	0
Jackson, Core 2b	2	0	0	0	0	2	2	2	2
Schanaman, Shay p	0	0	0	0	0	0	1	0	0
Bradford, Ethan p	0	0	0	0	0	0	1	0	0
Totals	25	1	5	1	1	8	18	8	4

Score by Innings	1	2	3	4	5	6	7	R	H	E
Nebraska	0	1	0	0	0	0	0	1	5	2
Sam Houston	0	0	4	0	1	0	X	5	8	1

E - Everitt, G.(1); Jackson, C.(1); Davis, T.(1). DP - NEB 1; SHSU 1. LOB - NEB 4; SHSU 5. 2B - Gomes, C.(2); Chadwick, C.(1). 3B - Wishkoski, J.(1). SF - Touchet, T.(1). CS - Loyd, E.(1). Reached on CI - Brewster, L..

Nebraska	ip	h	r	er	bb	so	ab	bf
Schanaman, Shay	4.0	6	5	4	2	4	18	21
Bradford, Ethan	2.0	2	0	0	0	2	6	7

Sam Houston 5 (2-0)

Player	ab	r	h	rbi	bb	so	po	a	lob
MacKenzie, A ss	4	0	1	0	0	0	0	1	1
Chadwick, C. cf	3	1	1	0	0	0	1	0	0
Wishkoski, J 3b	2	2	1	0	1	0	0	2	0
Contreras, C lf	3	1	1	0	0	1	2	0	0
Davis, T. 1b	3	0	1	0	2	7	0	2	0
Loyd, E. 2b	2	0	1	2	1	0	1	3	0
Touchet, T. dh	2	0	1	1	0	1	0	0	0
Pruitt, B. pr	0	0	0	0	0	0	0	0	0
Folse, W. c	3	0	0	0	0	1	8	1	2
Brewster, L. rf	2	1	1	0	0	1	2	0	0
Atkinson, C. p	0	0	0	0	0	0	0	0	0
Lusk, L. p	0	0	0	0	0	0	1	0	0
Totals	24	5	8	5	2	6	21	8	5

Win - Atkinson, C. (1-0). Loss - Schanaman, S (0-1). Save - None.
CI - Everitt, G..

Umpires - HP: Kelly Nutt 1B: Luke Hamilton 3B: David Wiley
Start: 2:00 pm Time: 1:52 Attendance: 1488
Weather: 64 deg, 4mph, CoC kinda day
Schanaman, S faced 1 batter in the 5th.

GAME 3: SATURDAY, FEBRUARY 19 NEBRASKA 12, SAM HOUSTON 9



The Automated ScoreBook
Nebraska at Sam Houston (Game 2)
Feb 19, 2022 at Huntsville, Texas (Don Sanders Stadium)



Nebraska 12 (1-2)

Player	ab	r	h	rbi	bb	so	po	a	lob
Banjoff, Leighton rf/lf	4	2	2	2	1	1	1	0	0
Jessen, Luke dh	5	2	3	0	1	2	0	0	1
Steil, Jack 1b	0	0	0	0	0	0	1	0	0
Anderson, Max 3b	4	3	1	1	0	0	2	1	0
Gomes, Colby 1b/p	3	1	1	2	1	1	10	1	0
Everitt, Griffin c	5	1	2	2	0	1	8	1	0
Matthews, Brice ss	4	1	1	2	1	1	2	4	1
Sartori, Luke cf	5	0	0	0	1	1	0	2	0
Chick, Cam lf	3	1	1	0	1	1	2	0	0
Anglim, Garrett rf	1	1	1	0	0	1	0	0	0
Cervantes, Efray 2b	4	0	1	0	0	1	5	3	0
McCarville, Dawson p	0	0	0	0	0	0	0	0	0
Ornelas, Mason p	0	0	0	0	0	0	0	0	0
Hood, CJ p	0	0	0	0	0	0	0	0	0
Bunz, Jake p	0	0	0	0	0	0	0	0	0
Christo, Drew p	0	0	0	0	0	0	0	0	0
Totals	38	12	13	9	5	8	27	13	8

Score by Innings	1	2	3	4	5	6	7	8	9	R	H	E
Nebraska	4	5	0	0	1	0	0	1	1	12	13	2
Sam Houston	2	0	0	1	0	0	0	4	2	9	10	2

E - Anderson, M.(2); Matthews, B.(1); MacKenzie, A 2(3). LOB - NEB 8; SHSU 9. 2B - Banjoff, L.(1); Gomes, C.(3); Everitt, G.(1); Matthews, B.(1); Anglim, G.(1); Wishkoski, J.(2); Contreras, C.(1); Davis, T.(1); Repka, L.(1). HR - Touchet, T.(1). HBP - Anderson, M.; Chadwick, C.; Pruitt, B.; Janek, W.. SH - Cervantes, E.(1). SF - Banjoff, L.(1); Gomes, C.(1); Chadwick, C.(1). SB - MacKenzie, A(1). CS - Jessen, L.(1).

Nebraska	ip	h	r	er	bb	so	ab	bf
McCarville, Dawson	4.0	5	3	1	3	18	21	
Ornelas, Mason	3.0	3	4	2	2	4	13	15
Hood, CJ	1.0	1	0	0	0	1	3	4
Bunz, Jake	0.1	0	0	0	0	1	1	1
Christo, Drew	0.0	1	2	2	0	0	1	2
Gomes, Colby	0.2	0	0	0	0	0	2	2

Win - Ornelas, M. (1-0). Loss - Rudis, M. (0-1). Save - None.
WP - McCarville; Hood, C.; Hewitt, L.. HBP - by Rudis, M. (Anderson, M.); by McCarville (Janek, W.); by McCarville (Chadwick, C.); by Christo, D. (Pruitt, B.). PB - Everitt, G.(1).

Umpires - HP: Luke Hamilton 1B: David Wiley 3B: Kelly Nutt
Start: 4:35 pm Time: 3:29 Attendance: 1488
Weather: 66 deg, calm, totally awesome
Rudis, M. faced 4 batters in the 2nd.
Ornelas, M. faced 4 batters in the 8th.
Christo, D. faced 2 batters in the 9th.

Sam Houston 9 (2-1)

Player	ab	r	h	rbi	bb	so	po	a	lob
MacKenzie, A ss	5	0	0	1	0	3	2	4	1
Chadwick, C. cf	3	0	1	1	0	0	1	0	0
Wishkoski, J 3b	5	1	3	0	0	0	1	2	0
Contreras, C lf	5	1	1	1	0	0	3	0	1
Davis, T. dh	4	0	1	1	2	0	0	1	0
Loyd, E. 2b	3	0	0	0	1	2	1	4	0
Pruitt, B. 2b	0	2	0	0	1	0	1	0	0
Touchet, T. 1b	4	3	2	2	1	0	8	0	0
Janek, W. c	4	1	1	0	1	9	1	0	0
Brewster, L. rf	3	0	0	0	0	2	0	0	0
Repka, L. ph	1	1	1	2	0	0	0	0	0
Smith, C. rf	0	0	0	0	0	0	0	0	0
Guerrero, J. ph	1	0	0	0	0	0	0	0	0
Rudis, M. p	0	0	0	0	0	0	0	0	0
Hewitt, L. p	0	0	0	0	0	0	0	0	0
Havlicek, A. p	0	0	0	0	0	0	1	0	0
Murray, H. p	0	0	0	0	0	0	0	0	0
Totals	38	9	10	8	3	9	27	10	9

Nebraska 3 (1-3)

Player	ab	r	h	rbi	bb	so	po	a	lob
Banjoff, Leighton lf/rf	5	0	0	0	0	3	1	0	2
Sartori, Luke cf	2	0	0	0	0	2	2	0	0
Jessen, Luke ph/lf	3	1	2	0	0	1	0	0	0
Anderson, Max 3b	5	1	1	0	0	1	2	0	1
Gomes, Colby 1b	4	1	1	0	2	8	0	0	0
Everitt, Griffin c	4	0	2	0	1	5	0	1	0
Matthews, Brice ss	1	0	1	0	0	2	1	0	0
Caron, Josh dh	3	0	2	1	0	0	0	1	0
Anglim, Garrett rf/cf	3	0	0	0	1	0	0	2	0
Chick, Cam ph/cf	1	0	1	0	0	0	0	0	0
Cervantes, Efray 2b	2	0	0	0	1	1	2	0	0
Swansen, Gabe ph	1	0	0	0	1	0	2	0	0
Jackson, Core 2b	0	0	0	0					

2022 BOX SCORES

GAME 5: FRIDAY, FEBRUARY 25 NO. 17 TCU 4, NEBRASKA 1



The Automated ScoreBook
Nebraska vs #17 TCU
Feb 25, 2022 at Arlington, Texas (Globe Life Field)



Nebraska 1 (1-4)

Player	ab	r	h	rbi	bb	so	po	a	lob
Banjoff, Leighton rf	4	0	1	0	1	0	1	0	0
Jessen, Luke lf	4	0	0	0	3	1	0	0	0
Swansen, Gabe ph	1	0	0	0	0	0	0	2	
Anderson, Max 3b	3	0	1	0	1	0	1	0	1
Gomes, Colby 1b	4	1	2	0	0	1	7	0	1
Everitt, Griffin c	2	0	1	0	1	1	1	0	1
Chick, Cam 2b/cf	4	0	1	1	0	3	1	4	3
Matthews, Brice ss	3	0	0	0	2	1	1	0	0
Caron, Josh dh	3	0	0	0	1	0	0	1	0
Sartori, Luke cf	0	0	0	0	2	0	1	0	0
Jackson, Core ph/2b	1	0	0	0	0	1	1	2	
Stell, Jack ph	1	0	0	0	0	1	0	0	0
Perry, Kyle p	0	0	0	0	0	0	0	0	0
Frank, Koty p	0	0	0	0	0	0	0	0	0
Totals	30	1	6	1	5	13	24	8	10

TCU 4 (4-1)

Player	ab	r	h	rbi	bb	so	po	a	lob
Sacco ss	3	2	2	1	1	0	1	3	0
Boyers rf	4	0	0	0	0	1	1	0	0
Taylor 3b	2	1	0	0	2	1	0	3	0
Bishop 1b	4	0	2	3	0	0	8	0	1
Rodgers 2b	3	0	1	0	1	1	3	3	1
Byrne c	4	0	1	0	0	1	13	1	1
Spennath dh	3	0	0	0	0	3	0	0	1
Berkley lf	1	0	0	0	1	1	0	0	1
Nunez pr/cf	1	1	0	0	0	0	1	0	0
Thompson cf/lf	3	0	0	0	0	2	0	0	0
Krob p	0	0	0	0	0	0	0	2	0
Savage p	0	0	0	0	0	0	0	0	0
Mihlbauer p	0	0	0	0	0	0	0	0	0
Perez p	0	0	0	0	0	0	0	0	0
Ridings p	0	0	0	0	0	0	0	0	0
Totals	28	4	6	4	5	10	27	12	5

Score by Innings

	1	2	3	4	5	6	7	8	9	R	H	E
Nebraska	0	0	0	0	0	0	1	0	0	1	6	1
TCU	0	0	1	0	3	0	0	0	X	4	6	0

E - Chick, C.(1). DP - NEB 1; TCU 2. LOB - NEB 10; TCU 5. 2B - Bishop(1); Byrne(3). HR - Sacco(1). HBP - Everitt, G.; Caron, J.. SH - Matthews, B.(2). CS - Anderson, M.(1).

Nebraska

Player	ip	h	r	er	bb	so	ab	bf
Perry, Kyle	4.1	4	3	3	8	16	19	
Frank, Koty	3.2	2	1	1	2	2	14	

TCU

Player	ip	h	r	er	bb	so	ab	bf
Krob	6.0	2	0	0	3	6	17	21
Savage	0.2	2	1	1	0	2	4	5
Mihlbauer	0.1	0	0	0	1	1	1	1
Perez	0.2	1	0	0	2	1	3	5
Ridings	1.1	1	0	0	0	3	5	6

Win - Krob (1-0). Loss - Perry, K. (0-1). Save - Ridings (2).

WP - Perry, K.(1); Frank, K.(1). HBP - by Savage (Everitt, G.); by Ridings (Caron, J.).

Umpires - HP: Mike McKendry 1B: Shaylor Smith 2B: Andrew Fulton 3B: Michael Anderson
Start: 6:02 Time: 2:54 Attendance: 4912

GAME 6: SATURDAY, FEBRUARY 26 NO. 17 TCU 8, NEBRASKA 3



The Automated ScoreBook
Nebraska vs #17 TCU
Feb 26, 2022 at Arlington, Texas (Globe Life Field)



Nebraska 3 (1-5)

Player	ab	r	h	rbi	bb	so	po	a	lob
Banjoff, Leighton rf	4	0	1	0	0	2	2	1	0
Jessen, Luke dh	4	0	0	0	0	3	0	0	0
Anderson, Max 3b	4	1	1	0	0	1	1	1	0
Chick, Cam lf	4	1	1	2	0	1	3	0	1
Everitt, Griffin c	4	0	0	0	0	3	6	3	0
Gomes, Colby 1b	3	1	1	1	0	1	4	2	0
Jackson, Core 2b	3	0	1	0	0	1	2	0	0
Cervantes, Efray ss	3	0	0	0	0	0	3	2	1
Sartori, Luke cf	3	0	0	0	0	1	3	0	0
Schanaman, Shay p	0	0	0	0	0	0	0	0	0
Bradford, Ethan p	0	0	0	0	0	0	0	0	0
Ornelas, Mason p	0	0	0	0	0	0	1	0	0
Hood, CJ p	0	0	0	0	0	0	0	1	0
Brockett, Jackson p	0	0	0	0	0	0	0	0	0
Martin, Tyler p	0	0	0	0	0	0	0	0	0
Benson, Chandler p	0	0	0	0	0	0	0	0	0
Totals	32	3	5	3	0	12	24	12	2

TCU 8 (5-1)

Player	ab	r	h	rbi	bb	so	po	a	lob
Nunez cf	3	1	2	4	1	0	3	0	1
Boyers rf	4	1	1	2	1	1	1	0	0
Taylor 3b	4	0	1	0	1	1	1	1	5
Bishop 1b	4	1	1	0	1	1	7	0	3
Rodgers 2b	4	1	2	1	0	0	0	0	0
Sacco ss	3	0	0	0	2	0	2	2	0
Spennath dh	4	1	1	0	0	2	0	0	2
Brown pr/dh	1	1	0	0	0	0	0	0	0
Byrne c	1	2	0	0	3	0	12	2	0
Maxwell lf	2	0	1	0	1	1	1	0	0
Cornelio p	0	0	0	0	0	0	0	0	0
Vail p	0	0	0	0	0	0	0	0	0
Bolden p	0	0	0	0	0	0	0	0	0
Totals	30	8	9	8	10	6	27	7	11

Score by Innings

	1	2	3	4	5	6	7	8	9	R	H	E
Nebraska	0	0	0	2	0	0	1	0	0	3	5	0
TCU	2	0	3	0	0	1	2	0	X	8	9	0

LOB - NEB 2; TCU 11. 2B - Banjoff, L.(2); Jackson, C.(1); Rodgers(1); Spennath(1). HR - Chick, C.(1); Gomes, C.(1); Boyers(1). HBP - Nunez; Rodgers; Maxwell. SB - Nunez(7); Taylor(2); Bishop(1). CS - Sacco(1).

Nebraska

Player	ip	h	r	er	bb	so	ab	bf
Schanaman, Shay	1.1	1	2	2	3	4	5	10
Bradford, Ethan	1.2	3	3	3	0	8	11	
Ornelas, Mason	2.1	2	0	0	1	2	8	9
Hood, CJ	0.2	2	1	1	0	0	2	2
Brockett, Jackson	0.1	0	2	2	0	1	4	
Martin, Tyler	0.2	1	0	0	1	0	3	4
Benson, Chandler	1.0	0	0	0	0	0	3	

TCU

Player	ip	h	r	er	bb	so	ab	bf
Cornelio	6.0	3	2	2	0	7	21	21
Vail	0.2	2	1	1	0	1	4	4
Bolden	2.1	0	0	0	0	4	7	7

Win - Cornelio (1-0). Loss - Schanaman, S (0-2). Save - Bolden (1).

WP - Schanaman, S(1); Bradford, E.(1). HBP - by Schanaman, S (Rodgers); by Schanaman, S (Nunez); by Brockett, J. (Maxwell).

Umpires - HP: Shaylor Smith 1B: Andrew Fulton 2B: Michael Anderson 3B: Matt McKendry
Start: 2:02 pm Time: 3:08 Attendance: 5476

GAME 7: SUNDAY, FEBRUARY 27 NO. 17 TCU 5, NEBRASKA 3



The Automated ScoreBook
Nebraska vs #17 TCU
Feb 27, 2022 at Arlington, Texas (Globe Life Field)



Nebraska 3 (1-6)

Player	ab	r	h	rbi	bb	so	po	a	lob
Banjoff, Leighton rf	5	0	2	1	0	2	2	0	0
Everitt, Griffin c	5	1	3	0	0	1	5	0	3
Anderson, Max 3b	4	0	0	0	0	0	2	1	0
Chick, Cam cf	3	0	0	1	0	1	4	1	2
Gomes, Colby 1b	4	0	1	0	0	2	5	1	0
Caron, Josh dh	4	0	1	0	0	1	0	0	0
Sartori, Luke pr	0	0	0	0	0	0	0	0	0
Jackson, Core 2b	2	0	0	0	0	0	2	1	0
Anglim, Garrett ph	1	0	1	0	0	0	0	0	0
Matthews, Brice ss	4	2	2	1	0	1	3	2	1
Swansen, Gabe lf	4	0	0	0	0	0	3	0	0
McCarville, Dawson p	0	0	0	0	0	0	0	0	0
Olson, Emmett p	0	0	0	0	0	0	0	0	0
Totals	36	3	10	3	0	8	24	8	8

TCU 5 (6-1)

Player	ab	r	h	rbi	bb	so	po	a	lob
Nunez cf	4	2	2	0	0	2	1	0	3
Boyers rf	3	1	1	1	1	0	2	0	0
Taylor 3b	3	2	1	1	1	0	0	1	0
Bishop 1b	4	0	1	1	0	0	7	0	0
Rodgers 2b	4	0	1	0	0	2	3	1	0
Sacco ss	4	0	1	0	0	2	0	1	1
Spennath dh	4	0	1	0	0	1	0	0	0
Brown lf	3	0	1	0	0	0	7	0	0
Goodloe c	3	0	0	0	0	0	8	1	0
Walker p	0	0	0	0	0	0	0	0	0
Perez p	0	0	0	0	0	0	0	0	0
Ridings p	0	0	0	0	0	0	0	0	0
Totals	32	5	9	5	2	5	27	6	5

Score by Innings

	1	2	3	4	5	6	7	8	9	R	H	E
Nebraska	0	0	1	0	0	0	1	1	0	3	10	0
TCU	1	0	1	0	3	0	0	0	X	5	9	1

E - Sacco(2). DP - NEB 1. LOB - NEB 8; TCU 5. 2B - Matthews, B.(2); Taylor(3); Rodgers(2). 3B - Nunez(1). HR - Matthews, B.(1). SH - Jackson, C.(1). SF - Chick, C.(1). SB - Chick, C.(1).

Nebraska

Player	ip	h	r	er	bb	so	ab	bf
McCarville, Dawson	4.0	8	5	5	2	3	19	21
Olson, Emmett	4.0	1	0	0	0	2	13	13

TCU

Player	ip	h	r	er	bb	so	ab	bf
Walker	7.0	6	2	2	0	6	27	28
Perez	1.0	1	1	0	0	1	3	4
Ridings	1.0	3	0	0	0	1	6	6

Win - Walker (2-0). Loss - McCarville (0-1). Save - Ridings (3).

WP - Olson, E.(2). PB - Goodloe(2).

Umpires - HP: Andrew Fulton 1B: Michael Anderson 2B: Matt McKendry 3B: Shaylor Smith
Start: 1:01 Time: 2:31 Attendance: 4912

2022 BOX SCORES

GAME 9: FRIDAY, MARCH 4 UT ARLINGTON 4, NEBRASKA 3



The Automated ScoreBook
Nebraska at UT Arlington
Mar 04, 2022 at Arlington, Texas (Clay Gould Ballpark)



Nebraska 3 (2-7)

Player	ab	r	h	rbi	bb	so	po	a	lob
Matthews, Brice ss	5	0	1	0	0	3	4	1	2
Everitt, Griffin c	3	0	1	1	0	5	1	0	
Anderson, Max 3b	4	0	1	0	0	1	3	1	
Chick, Cam cf	3	0	0	0	3	1	0	3	
Sartori, Luke cf	1	0	1	0	1	0	0	0	
Banjoff, Leighton rf/lf	5	0	1	0	0	2	0	1	
Jessen, Luke lf	4	1	1	0	0	2	0	2	
Anglim, Garrett rf	0	0	0	0	0	1	0	0	
Caron, Josh dh	2	2	1	0	2	1	0	0	
Stell, Jack 1b	4	0	2	0	0	1	7	1	
Cervantes, Efray 2b	2	0	1	2	0	1	1	1	
Perry, Kyle p	0	0	0	0	0	0	0	0	
Ornelas, Mason p	0	0	0	0	0	1	0	0	
Bradford, Ethan p	0	0	0	0	0	0	0	0	
Gomes, Colby p	0	0	0	0	0	0	0	0	
Totals	33	3	10	3	4	11	26	7	11

Score by Innings	1	2	3	4	5	6	7	8	9	R	H	E
Nebraska	0	0	0	1	2	0	0	0	0	3	10	0
UT Arlington	0	0	0	0	0	0	0	0	4	4	11	1

Note: 2 outs, 3 runners LOB when the game ended.

E - C. Peters(1), DP - NEB 1; UTA 1. LOB - NEB 11; UTA 9. 2B - Banjoff, L.(3); W. Galvan(2); C. Sumbler(2); M. Cavanagh(2). HBP - Anderson, M.; O. Ponce; M. Cavanagh. SH - Cervantes, E(2). SF - Everitt, G.(1); Cervantes, E(1). CS - J. Brown(1).

Nebraska	ip	h	r	er	bb	so	ab	bf
Perry, Kyle	5.0	5	0	0	0	4	20	20
Ornelas, Mason	2.0	0	0	0	1	0	4	6
Bradford, Ethan	1.0	1	0	0	0	1	4	4
Gomes, Colby	0.2	5	4	4	1	0	7	9

Win - C. Peters (1-0). Loss - Gomes, C. (0-1). Save - None.

WP - M. Wong(1). HBP - by M. Wong (Anderson, M.); by Ornelas, M. (O. Ponce); by Gomes, C. (M. Cavanagh).

Umpires - HP: John Perez 1B: A.J. Wendel 3B: Shaylor Smith
Start: 3 pm Time: 2:55 Attendance: 720
Weather: 70, overcast

UT Arlington 4 (3-5)

Player	ab	r	h	rbi	bb	so	po	a	lob
D. VanVooren cf	5	0	1	0	0	1	6	0	0
Z. Henry lf	5	0	2	1	0	1	0	0	2
O. Ponce 1b	3	0	1	1	1	1	7	0	2
W. Galvan rf	4	1	1	0	0	3	0	1	
J. Brown dh	3	0	0	0	1	0	0	0	
S. Crowell c	2	0	0	0	2	6	0	0	
J. Marino ph	1	0	0	0	0	0	0	0	
C. Sumbler c	1	1	1	1	0	0	4	0	
M. Cavanagh ss	3	1	1	0	0	0	2	0	
Ta. Rice 2b	3	0	1	0	0	1	2	1	
S. Saunders ph/2b	1	0	1	0	0	0	0	0	
N. Pierce pr	0	1	0	0	0	0	0	0	
B. Montgomery 3b	3	0	1	0	0	0	2	0	
M. Lumsden ph	1	0	1	0	0	0	0	0	
M. Wong p	0	0	0	0	0	0	0	1	
J. Hagan p	0	0	0	0	0	0	0	0	
C. Peters p	0	0	0	0	0	0	0	0	
Totals	35	4	11	4	2	5	27	8	9

Score by Innings	1	2	3	4	5	6	7	8	9	R	H	E
Northwestern State	0	0	0	0	0	0	0	0	0	0	3	2
Nebraska	0	1	0	0	3	1	0	1	X	6	8	1

GAME 10: SATURDAY, MARCH 5 NEBRASKA 6, NORTHWESTERN STATE 0



The Automated ScoreBook
Northwestern State vs Nebraska
Mar 05, 2022 at Arlington, Texas (Clay Gould Ballpark)



Northwestern State 0 (3-7)

Player	ab	r	h	rbi	bb	so	po	a	lob
Rowlett, G. 1b	4	0	0	0	0	0	9	2	0
Stuart, D. 2b	4	0	2	0	0	2	1	4	0
Holmes, Bry. 3b	4	0	1	0	0	0	1	0	
Willis, B. c	4	0	0	0	3	2	1	1	
Horton, C. dh	3	0	0	0	2	0	0	1	
Fontenot, L. cf	2	0	0	0	1	2	0	0	
Colaiani, G. rf	2	0	0	0	0	2	1	1	
Lipoma, R. lf	3	0	0	0	1	3	0	0	
Sibley, C. ss	3	0	0	0	0	4	7	1	
Harmon, J. p	0	0	0	0	0	1	0	0	
Francis, E. p	0	0	0	0	0	0	0	0	
Totals	29	0	3	0	1	8	24	16	4

Score by Innings	1	2	3	4	5	6	7	8	9	R	H	E
Northwestern State	0	0	0	0	0	0	0	0	0	0	3	2
Nebraska	0	1	0	0	3	1	0	1	X	6	8	1

E - Holmes, Bry.(2); Lipoma, R.; Cervantes, E(1). DP - NSU 1; NEB 1. LOB - NSU 4; NEB 4. SH - Colaiani, G(1). SF - Stell, J.(1); Jackson, C.(1). CS - Jessen, L.(2).

Northwestern State	ip	h	r	er	bb	so	ab	bf
Harmon, J.	7.0	6	5	2	3	2	25	29
Francis, E.	1.0	2	1	1	0	0	4	5

Win - Schanaman, S (1-2). Loss - Harmon, J. (1-1). Save - None.

WP - Harmon, J.(2). BK - Schanaman, S(1).

Umpires - HP: Jon Wolfe 1B: Scott Chesser 3B: Shawn Elliott
Start: 11:02 am Time: 1:57 Attendance: 311
Weather: 68, overcast

Nebraska 6 (3-7)

Player	ab	r	h	rbi	bb	so	po	a	lob
Matthews, Brice ss	4	1	1	0	0	2	3	3	0
Jessen, Luke lf	3	1	1	1	0	1	0	2	0
Sartori, Luke cf	0	0	0	0	0	0	0	0	
Anderson, Max dh	3	0	1	0	1	0	0	0	
Everitt, Griffin c	4	1	0	0	0	0	7	1	
Banjoff, Leighton cf/lf	3	2	2	0	1	0	1	0	
Stell, Jack 1b	3	0	1	0	0	1	1	1	
Jackson, Core 2b	3	0	1	0	0	1	6	1	
Sibley, C. ss	3	0	1	0	0	1	0	0	
Cervantes, Efray 3b	3	1	1	0	0	0	1	2	
Schanaman, Shay p	0	0	0	0	0	0	1	1	
Totals	29	6	8	4	3	2	27	13	4

Score by Innings	1	2	3	4	5	6	7	8	9	R	H	E
Northwestern State	0	0	0	0	0	0	0	0	0	0	3	2
Nebraska	0	1	0	0	3	1	0	1	X	6	8	1

E - Holmes, Bry.(2); Lipoma, R.; Cervantes, E(1). DP - NSU 1; NEB 1. LOB - NSU 4; NEB 4. SH - Colaiani, G(1). SF - Stell, J.(1); Jackson, C.(1). CS - Jessen, L.(2).

Nebraska	ip	h	r	er	bb	so	ab	bf
Schanaman, Shay	9.0	3	0	0	1	8	29	31

Win - Schanaman, S (1-2). Loss - Harmon, J. (1-1). Save - None.

WP - Harmon, J.(2). BK - Schanaman, S(1).

Umpires - HP: Jon Wolfe 1B: Scott Chesser 3B: Shawn Elliott
Start: 11:02 am Time: 1:57 Attendance: 311
Weather: 68, overcast

GAME 11: SATURDAY, MARCH 5 NEBRASKA 8, UT ARLINGTON 2



The Automated ScoreBook
Nebraska at UT Arlington
Mar 05, 2022 at Arlington, Texas (Clay Gould Ballpark)



Nebraska 8 (4-7)

Player	ab	r	h	rbi	bb	so	po	a	lob
Matthews, Brice ss	4	2	1	0	0	2	0	5	0
Jessen, Luke lf	3	1	2	1	0	0	0	0	
Sartori, Luke pr/cf	1	1	1	0	0	0	0	0	
Anderson, Max 3b	5	2	4	2	0	1	2	0	
Everitt, Griffin dh/cf	5	0	2	2	0	1	2	2	
Banjoff, Leighton cf/lf	4	0	0	0	1	3	0	3	
Stell, Jack 1b	4	0	1	0	2	1	3	0	
Anglim, Garrett rf	5	0	3	0	0	1	2	0	
Caron, Josh c	4	0	1	0	0	1	4	1	
Palmer, Tyler pr	0	1	0	0	0	0	0	0	
Cervantes, Efray 2b	3	1	1	0	0	1	2	4	
McCarville, Dawson p	0	0	0	0	0	0	1	0	
Martin, Tyler p	0	0	0	0	0	0	0	0	
Bragg, Braxton p	0	0	0	0	0	0	0	0	
Totals	38	8	15	7	1	9	27	13	8

Score by Innings	1	2	3	4	5	6	7	8	9	R	H	E
Nebraska	0	0	3	0	1	0	0	0	4	8	15	1
UT Arlington	0	0	0	0	0	2	0	0	0	2	6	1

E - Matthews, B.(2); C. Sumbler(1). DP - NEB 1; UTA 1. LOB - NEB 8; UTA 6. 3B - Anderson, M.(2); Anglim, G. 2(2). HBP - Matthews, B.; Banjoff, L.; M. Cavanagh. SH - Cervantes, E(3). SF - Stell, J.(2). SB - Matthews, B. 2(3); Sartori, L.(2); Banjoff, L.(2); Palmer, T.. CS - Z. Henry(2).

Nebraska	ip	h	r	er	bb	so	ab	bf
McCarville, Dawson	5.2	5	2	2	1	1	21	22
Martin, Tyler	1.0	0	0	0	1	1	3	4
Bragg, Braxton	2.1	1	0	0	0	3	8	9

Win - McCarville (1-1). Loss - D. Moffat (0-3). Save - Bragg, B. (1).

HBP - by C. Citelli (Matthews, B.); by C. Winquest (Banjoff, L.); by Bragg, B. (M. Cavanagh).

Umpires - HP: A.J. Wendel 1B: Shaylor Smith 3B: John Perez
Start: 2:46 pm Time: 2:40 Attendance: 766
Weather: 76 degrees

UT Arlington 2 (3-6)

Player	ab	r	h	rbi	bb	so	po	a	lob
D. VanVooren cf	4	1	1	0	0	0	1	0	0
Z. Henry lf	3	1	1	0	1	0	0	0	0
S. Saunders dh	4	0	1	0	1	0	0	0	0
O. Ponce 1b	4	0	1	0	0	12	0		

2022 BOX SCORES

GAME 13: SUNDAY, MARCH 13 OMAHA 4, NEBRASKA 3



The Automated ScoreBook
Nebraska at Omaha

Mar 13, 2022 at Omaha, Neb. (Tal Anderson Field)



Nebraska 3 (4-9)

Player	ab	r	h	rbi	bb	so	po	a	lob
Anglim, Garrett cf/lf	4	0	0	0	2	1	0	0	
Jessen, Luke lf	2	0	0	0	1	2	0	0	2
Sartori, Max cf	1	0	0	0	1	1	0	0	
Anderson, Max 3b	4	0	0	0	2	0	2	2	
Everitt, Griffin c	4	0	0	0	1	7	0	0	
Caron, Josh dh	2	2	0	0	2	1	0	0	0
Palmer, Tyler dh	0	0	0	0	0	0	0	0	0
Jackson, Core ss	4	1	2	3	0	0	4	0	
Matthews, Brice 2b	4	0	1	0	0	2	3	0	
Gomes, Colby 1b	2	0	0	0	1	10	0	0	
Steil, Jack ph/1b	2	0	0	0	1	2	0	1	
Banjoiff, Leighton rf	1	0	0	0	2	2	0	0	
Frank, Koty p	0	0	0	0	0	0	2	0	
Perry, Kyle p	0	0	0	0	0	0	1	0	
Totals	30	3	3	3	5	11	25	12	5

Score by Innings	1	2	3	4	5	6	7	8	9	R	H	E
Nebraska	0	1	0	0	0	2	0	0	0	3	3	1
Omaha	0	0	3	0	0	0	0	1		4	6	2

Note: 1 out, 1 runner LOB when the game ended.

E - Gomes, C.; Hurdle; Rosario. LOB - NEB 5; Omaha 8. 2B - Matthews, B.; Denk; Lombardi. HR - Jackson, C.; Boeve. HBP - Satsky. SH - Hanafan; Satsky. SB - Caron, J.; Banjoiff, L.

Nebraska	ip	h	r	er	bb	so	ab	bf
Frank, Koty	5.0	3	3	2	3	4	18	22
Perry, Kyle	3.1	3	1	1	1	3	12	15

Omaha	ip	h	r	er	bb	so	ab	bf
Bell	5.0	2	1	1	4	9	16	20
Machado	4.0	1	2	0	1	2	14	15

Win - Machado (2-1). Loss - Perry, K. (0-2). Save - None.
HBP - by Perry, K. (Satsky).

Umpires - HP: Jon Fye 1B: Joshua Nolen 3B: Carlos Martinez
Start: 3 pm Time: 2:35 Attendance: 3009
Weather: 55 and sunny
Frank, K. faced 1 batter in the 6th.

GAME 14: MONDAY, MARCH 14 NEBRASKA 6, OMAHA 5



The Automated ScoreBook
Omaha at Nebraska

Mar 14, 2022 at Lincoln, Neb. (Hawks Field)



Omaha 5 (5-10)

Player	ab	r	h	rbi	bb	so	po	a	lob
Denk lf	4	0	0	0	0	1	1	0	0
Hanafan cf	3	0	0	0	0	3	1	0	2
deMayo ph	1	0	0	0	1	0	0	0	
Gerdes cf	0	0	0	0	0	1	0	0	
Rosario ph	0	0	0	0	0	0	0	0	
Frederick pr	0	1	0	0	0	0	0	0	
Kennedy cf	0	0	0	0	0	1	0	0	
Boeve 3b	3	1	1	1	2	0	2	4	0
Greise dh	4	0	1	0	1	0	0	1	
Satsky 1b	2	1	1	1	3	0	11	0	
Goldston rf	4	0	1	0	1	1	0	3	
Hurdle ss	4	1	0	1	0	1	0	3	
Baughn c	4	0	1	0	0	1	6	2	1
Lombardi 2b	3	1	2	1	0	1	1	3	1
Timmins p	0	0	0	0	0	0	0	0	
Blunt p	0	0	0	0	0	0	0	0	
Howe p	0	0	0	0	0	0	0	0	
Totals	32	5	7	4	7	9	25	12	11

Score by Innings	1	2	3	4	5	6	7	8	9	R	H	E
Omaha	0	0	1	1	0	0	1	1	1	5	7	2
Nebraska	0	0	0	0	2	3	0	1		6	12	2

Note: 1 out, 1 runner LOB when the game ended.

E - Denk; Goldston; Banjoiff, L.; Jackson, C., DP - Nebraska 1. LOB - Omaha 11; Nebraska 9. 2B - Lombardi; Anderson, M.; Anglim, G. HR - Boeve; Everitt, G. 2; Cervantes, E. HBP - Rosario. SH - Denk; Lombardi; Jackson, C.. SF - Hurdle. SB - Matthews, B. 2. CS - Anglim, G..

Omaha	ip	h	r	er	bb	so	ab	bf
Timmins	6.0	6	2	2	3	5	23	26
Blunt	1.0	4	3	3	1	1	6	8
Howe	1.1	2	1	1	0	0	6	6

Nebraska	ip	h	r	er	bb	so	ab	bf
Schanaman, Shay	6.0	3	2	1	4	6	21	26
Ornelas, Mason	1.0	2	2	2	2	1	4	7
Olson, Emmett	1.2	2	1	1	1	2	6	9
Bragg, Braxton	0.1	0	0	0	0	0	1	1

Win - Bragg, B. (1-1). Loss - Howe (0-3). Save - None.
WP - Schanaman, S; Ornelas, M.. HBP - by Olson, E. (Rosario).

Umpires - HP: Bill McGuire 1B: Jeff Henrichs 2B: Trey Nelson 3B: Jason Harstick
Start: 1:05pm Time: 2:44 Attendance: 1466
Weather: 54 degrees, 15 mph to right
Ornelas, M. faced 2 batters in the 8th.

GAME 15: TUESDAY, MARCH 15 NEW MEXICO STATE AT NEBRASKA

GAME 16: WEDNESDAY, MARCH 16 NEW MEXICO STATE AT NEBRASKA

LAST TIME A NEBRASKA HITTER HAD...

4 Hits in a Game:.....Griffin Everitt (4) vs. Omaha, March 14, 2022
Consecutive 4-Hit Games:...Ben Miller (4 & 4) on April 8 & 9, 2017 - both vs. Maryland
5 Hits in a Game:.....Gunner Hellstrom (5) at Rutgers, April 21, 2018
6 Hits in a Game:..... Steve Edlefsen (6) vs. Iowa, April 11, 2006

2 Hits in an Inning:.....Jaxon Hallmark (1B/1B), at Illinois, April 4, 2021
2 Extra-Base Hits in an Inning:..... Cam Chick (HR/2B), Minnesota, March 28, 2021

7 At Bats in a Game:..... Joe Acker (7) at Rutgers, May 10, 2021
8 At Bats in a Game:..... DJ Belfonte (8) at UL-Lafayette (15 inn.), Feb. 20, 2008
9 At Bats in a Game:...Pat Kelly/Chad Christensen (9) vs. Northwestern (16 inn.), March 29, 2013

4 Runs in a Game:.....Jaxon Hallmark (4) vs. NJIT, June 6, 2021
5 Runs in a Game:..... Steve Edlefsen at Iowa, April 11, 2006
6 Runs in a Game:.....Craig Moore vs. Chicago State, March 16, 1999

3 Doubles in a Game:..... Joe Acker (3) vs. Maryland, April 9, 2021

2 Triples in a Game:..... Garrett Anglim (2) at UT Arlington, March 5, 2022
2 Triples in Consecutive Games:..Blake Headley vs. Northern Colorado, March 10-11, 2015

2 HRs in a Game:.....Griffin Everitt vs. Omaha, March 14, 2022
3 HRs in a Game:..... Dan Johnson vs. Southern Utah (DH 1), March 6, 2001
2 HRs in an Inning:.....Curtis Ledbetter/Brandon Fusilier vs. South Dakota State (4th inning for both), March 13, 2005
HRs in Consecutive At Bats:..... Leighton Banjoff at Arizona State, March 1, 2020
Grand Slam:..... Luke Roskam at Rutgers, May 9, 2021
A Pinch-Hit Home Run:..... Ty Roseberry vs. Purdue, April 6, 2019
An Inside-the-Park Home Run:..... Joe Acker vs. Rutgers, April 30, 2021
An Inside-the-Park Grand Slam:..... Jaxon Hallmark at Kansas State, April 2, 2019
Led Off Game with Home Run:..... Cam Chick at Baylor, Feb. 15, 2020
A Walk-Off Home Run to Win a Game:...Steven Reveles vs. Loyola Marymount, March 11, 2016
Had a Homer and a Win, Same Game:..... Ben Miller vs. Creighton, April 4, 2017
Homered in First Career At-Bat:.....Max Anderson vs. Purdue, March 5, 2021
Homered in First Career Game:.....Max Anderson vs. Purdue, March 5, 2021
Freshman Homered in First Career Game:...Max Anderson vs. Purdue, March 5, 2021
Back-to-Back Multi-HR Games:..Scott Schreiber vs. Penn State (5/15/16) & at Creighton (5/17/16)
Homered in Three-Straight Games:..Scott Schreiber (5) (at OSU, at MSU), 3/30-4/8/18

Hit For the Cycle:..... Steve Edlefsen at Iowa, April 11, 2006

6 RBI in a Game:..... Luke Roskam at Rutgers, May 9, 2021
7 RBI in a Game:..... Josh Scheffert (7) at Ohio State, April 15, 2012
8 RBI in a Game:..... Adam Bailey (8) vs. Creighton, May 18, 2010
9 or more RBI in a Game:.....Craig Moore (10) vs. Chicago State, March 16, 1999

10 or More Total Bases:.....Griffin Everitt (10) vs. Omaha, March 14, 2022

4 Walks in a Game:..... Cam Chick (4) vs. Michigan (2), May 25, 2019
5 Walks in a Game:..... Jim Bailey vs. Chicago State, March 16, 1999

5 Strikeouts in a Game:.....Kurt Farmer vs. UCLA, March 5, 2011

3 Stolen Bases:.....Jaxon Hallmark (3) at Rutgers, May 9, 2021
4 Stolen Bases:..... John Cole vs. Texas-San Antonio, Feb. 26, 2000
Stole Home:.....Brice Matthews at Illinois, April 4, 2021

3 HBP in a Game:.....Kale Kiser (3) vs. Oklahoma State, April 3, 2011

4 Sacrifice Bunts in Game:...Andrew Sawyers vs. Kansas State, April 4, 1998 (NCAA Record)

LAST TIME A NEBRASKA PITCHER HAD...

An Individual No-Hitter - 9 Innings:.....Richard Geier vs. Kansas, April 20, 1954
An Individual No-Hitter - 7 Innings:..... Anthony Kelley vs. Oklahoma, April 5, 1981
Note: Nate Fisher pitched 8.0 no-hit innings on March 9, 2019 at Baylor (not complete game)

A Combined No-Hitter:..... Kyle Kubat (5.0), Tyler Niederklein (2.1), Dylan Vogt (1.2) vs. Arkansas, April 16, 2013

A 2-Hit Game (individual):..... Matt Waldron vs. Michigan State (DH 1), March 22, 2019
A 1-Hit Game (individual):.. Michael Mariot vs. Houston Baptist (Game 2), March 13, 2010
A 1-Hit Game (combined):.. Nate Fisher (8.0), Robbie Palkert (0.2), Colby Gomes (0.1) at Baylor, March 9, 2019

Picked off Two Base Runners in an Inning: Aaron Bummer at The Citadel, March 1, 2014

A Complete Game - 9 innings:..Shay Schanaman vs. Northwestern State, March 5, 2022
A Complete Game - less than 9 inn.:.. Chance Sinclair vs. Texas A&M (8 inn.), March 6, 2015
A Complete Game by a Freshman:..Matt Waldron (9 inn.) vs. Penn State, May 14, 2016
A Complete Game by a Freshman - 9 inn.:.. Matt Waldron vs. Penn State, May 14, 2016
Consecutive Complete Games - 9 inn.:... Christian DeLeon vs. Ohio State & Minnesota, April 4/12, 2014

A Complete-Game Shutout - 9 Inn.:..Shay Schanaman vs. Northwestern State, March 5, 2022
A Complete-Game Shutout - less than 9 inn.:.. Tom Lemke (7 inn.) vs. Oklahoma, March 28, 2010
Consecutive Shutouts:..Shane Komine vs. Iowa State, April 28, 2000 & at Texas, May 6, 2000
A Complete-Game Shutout by a Freshman:.. Matt Waldron vs. Penn State, May 14, 2016

Immaculate Inning:..... Cade Povich vs. Michigan (1st Inning), May 28, 2021
A Three-Pitch Inning:..... Colton Howell vs. Northwestern, April 19, 2014

Hit 4 or More Batters in a Game:.. Matt Freeman (4) vs. Northern Colorado, March 24, 2009
Hit 5 or More Batters in a Game:.....Shane Komine (5) vs. Nicholls State, Feb. 19, 1999

10 Strikeouts in a Game:.....Koty Frank (10) vs. Northwestern State, March 4, 2022
10+ Strikeouts in a Game:..... Shay Schanaman (11) vs. Maryland, April 11, 2021
15+ Strikeouts in a Game:..... Joba Chamberlain (15) vs. New Mexico, Feb. 25, 2005

Struck out 4 Batters in an Inning:.. Michael Mariot (6th inning) vs. Texas A&M, April 30, 2010

Lost a Game Without Giving Up an Earned Run:...Cade Povich at Baylor, Feb. 16, 2020

LAST TIME NEBRASKA HAD...

25+ Runs: 50 vs. Chicago State, March 16, 1999
20+ Runs: 21 at UC Riverside, Feb. 15, 2019
10 Runs in an Inning: 11 at Baylor (1st), Feb. 14, 2020

20+ Hits: 20 at UC Riverside, Feb. 15, 2019

Every Husker Starter Had a Hit: vs. NJIT, June 6, 2021
9 or More Husker Batters Scored At Least One Run vs. NJIT, June 6, 2021

0 Strikeouts on Offense:vs. UNLV, March 30, 2014

0 Walks on Offense: vs. TCU, February 27, 2022

10+ Doubles: vs. Creighton (11), May 18, 2010
9+ Doubles: vs. Creighton (11), May 18, 2010
8+ Doubles: vs. Louisiana Tech (8), March 16, 2012
7+ Doubles: vs. Louisiana Tech (8), March 16, 2012
3 Consecutive Doubles:... Mike Waldron, Joe Acker, Mojo Hagge at Cal Poly, March 25, 2017

3 Triples: at UT Arlington (3), March 5, 2022

9 HRs: vs. Chicago State, March 16, 1999
6 HRs: vs. Southern Utah (1), March 6, 2001
5 HRs: at Arizona State, March 1, 2020
Back-to-Back Homers: Spencer Schwellenbach/Cam Chick (5th inn.) at Illinois, April 3, 2021
3 Consecutive Homers: Jed Dalton/Darin Erstad/Derek Dukart vs. Iowa State, May 15, 1994
2 Homers in an Inning: Efray Cervantes/Griffin Everitt (7th inn.) vs. Omaha, March 14, 2022
3 Homers in an Inning: Cam Chick/Max Anderson/Jack Steil (3rd inn.) at Iowa, March 20, 2021

2 Grand Slams in a Game: Dan Wright/Jeff Leise vs. Western Illinois, April 19, 2000
Grand Slams in Back-to-Back Games: Kash Kalkowski/Kale Kiser vs. Washington/Missouri State, Feb. 19-20, 2011

10+ Stolen Bases: 10 vs. Peru State, May 6, 1996
7+ Stolen Bases: 8 vs. Northwestern (16 inn.), March, 29, 2013

Rallied from a 10-run deficit: .. vs. North Dakota, March 30, 2010 (Trailed 10-0 in the 2nd, won 11-10)
Rallied from a deficit of 7 runs/greater:vs. Ohio State, May 22, 2021 (Trailed 9-2 after 6th, won 11-9)
Rallied from a deficit of 6 runs/greater:vs. Ohio State, May 22, 2021 (Trailed 9-2 after 6th, won 11-9)
Rallied from a deficit of 5 runs/greater:vs. Ohio State, May 22, 2021 (Trailed 9-2 after 6th, won 11-9)

Was shut out – General: at Iowa (3-0), March 19, 2021
Was shut out – At Home: Kansas State (5-0), April 16, 2019
Was shut out – On the Road: at Iowa (3-0), March 19, 2021

Held to 2 or fewer hits: 2 vs. UC Riverside, Feb. 17, 2018

Swept a Conference Series: Northwestern (2-0), Mary 14-15, 2021
Were Swept in a Conference Series: Rutgers (0-3), May 4, 2021
Were Swept in a Conference Series at Home Rutgers (0-3), May 4, 2021

Allowed 2 hits or less: vs. Maryland (2), April 11, 2021
Walked 10+: at Arkansas (10), June 5, 2021
Walked 15+: Wichita State (17), March 18, 2016

Struck out 15+ Batters:vs. Columbia (16 in 9 inn.), March 6, 2020
Struck out 30+ in a 3-Game Series: vs. Texas (33 in 3 games), March 27-29, 2015

Walk-Off Win:Griffin Everitt, 6-5 vs. Omaha (9 inn.), March 14, 2022
2-Straight Walk-Off Wins:.. Pat Kelly (Illinois, May 17, 2014) & Tanner Lubach (Ohio St., May 21, 2014)

2-Straight Complete Games: . Chance Sinclair & Aaron Bummer (Ohio State) April 4-5, 2014
3-Straight Complete Games: ..Christian DeLeon, Chance Sinclair & Aaron Bummer (Ohio St.), April 4-6, 2014

A Player Ejection: Michael Pritchard vs. UC Irvine (DH 1), March 15, 2014
A Head Coach Ejection: Will Bolt vs. TCU, February 27, 2022
An Assistant Coach Ejection: Eric Newman vs. Kansas, April 20, 2008

Turned a Triple Play: vs. Northern Colorado, March 27, 2007
Had a Triple Play Turned Against: vs. Michigan State, May 13, 2017

7 Errors in a Game:vs. Kansas State, March 11, 1997
6 Errors in a Game: vs. Michigan (6), May 25, 2019
5 Errors in a Game: vs. Michigan (6), May 25, 2019

Scored in every inning (9 inn.): vs. Texas Tech (W, 12-8), May 23, 2002
Lost a game without giving up an earned run: ..vs. UC Riverside, Feb. 17, 2017 (Lost 4-3)

LAST TIME A NEBRASKA OPPONENT HAD...

4 Hits in a Game: Drew Swift (4), at Arizona State, Feb. 28, 2020
5 Hits in a Game: Michael Woodworth (5), vs. UConn, June 2, 2019

7 RBI in a Game: Lee Leskowski (7), Missouri, April 14, 2002

Hit for the Cycle: Ross Kivett (HR-3B-2B-1B), at Kansas State, March 26, 2014

2 Home Runs: Cole Barr (2), vs. Indiana, May 9, 2021
3 Home Runs: Jeff Larish, Arizona State, June 21, 2005
3 Home Runs in a Series: Alec Bohm, at Wichita State, March 2-4, 2018

A Grand Slam: Zach Jancarski, vs. Maryland, May 5, 2018
2 Grand Slams in a Game: at Wichita State, March 2, 2018
3 Grand Slams in a Series: at Wichita State, March 2-4, 2018

Back-to-Back Homers: Josh Rodriguez/Mike Nyisztor (7th inn.), Rutgers, May 1, 2021
A Walk-Off Homer: Eli Wilson at Minnesota, March 29, 2019
Team Hit 9 HR in a Game: at Missouri, April 1, 1998

10+ Runs in an Inning: Georgia Tech (10 in the 5th), Feb. 11, 2001

20+ Hits in a Game: vs. UConn (22), June 2, 2019

A One-Hitter: Matt Smith, Oklahoma State, April 24, 1998
A No-Hitter: Jim Maddock, Missouri (13-0), May 3, 1981

A Complete Game (9 innings): Steve Hajjar, vs. Michigan, May 28, 2021

10 Strikeouts in a Game: Sam Benschoter (17), at Michigan State, April 25, 2021

Walk-Off Win: at Omaha, 4-3, March 13, 2022 (RBI single in 9th)
Two Walk-Off Wins in a Series: at Minnesota [Games 1 (HR) & 3 (WP)], March 29-31, 2019

7 Errors in a Game: vs. Northwestern (7), March 31, 2013