



NEBRASKA BASKETBALL

2021-22 GAME NOTES



GAME #30

OPPONENT: AT OHIO STATE
DATE: TUESDAY, MARCH 1
TIPOFF: 6 P.M. (CT)
LOCATION: COLUMBUS, OHIO
ARENA: VALUE CITY ARENA (19,500)

GAME AT A GLANCE



2021-22 Record: 18-8, 11-6 B1G
Head Coach: Chris Holtmann
Record at OSU: 105-52 (5th year)
Career Record: 219-137 (11th year)



Huskers Radio Network
Play-by-Play: Kent Pavelka
Analyst: Jake Muhleisen



2021-22 Record: 8-21, 2-16 B1G
Head Coach: Fred Hoiberg
Record at Nebraska: 22-66 (3rd year)
Career Record: 137-122 (8th year)



Big Ten Network
Play-by-Play: Brandon Gaudin
Analyst: Stephanie White
Also available on Fox Sports app

Series History: OSU leads, 20-4
Last Matchup: OSU 87, NEB 79 -OT (1/2/22)

2021-22 SCHEDULE

Date	RK	Opponent	TV/Online	Time
Nov. 9	-/-	Western Illinois	B1G+	eaL, 74-75
Nov. 12	-/-	Sam Houston	B1G+	W, 74-65
Nov. 16	-/-	Creighton (Gavitt Games)	FS1	L, 69-77
Nov. 19	-/-	Idaho State	B1G+	W, 78-60
Nov. 21	-/-	Southern	ESPNU	W, 82-59
Nov. 23	-/-	Tennessee State	B1G Network	W, 79-73
Nov. 27	-/-	South Dakota	B1G+	W, 83-70
Dec. 1	-/-	at NC State (B1G/ACC Challenge)	ESPNU	L, 100-104 (4OT)
Dec. 4	-/RV	at Indiana *	B1G Network	L, 55-68
Dec. 7	-/RV	Michigan *	ESPN2	L, 67-102
Dec. 11	-/18	vs. Auburn (Holiday Hoopsgiving)	ESPN2	L, 68-99
Dec. 19	-/-	Kansas State	B1G Network	L, 58-67
Dec. 22	-/-	Kennesaw State	ESPNU	W, 88-74
Jan. 2	-/13	Ohio State *	B1G Network	L, 79-87 (OT)
Jan. 5	-/10	at Michigan State *	B1G Network	L, 67-79
Jan. 8	-/-	at Rutgers *	B1G Network	L, 65-93
Jan. 11	-/25	Illinois *	B1G Network	L, 71-81
Jan. 14	-/7	at Purdue *	FS1	L, 65-93
Jan. 17	-/-	Indiana *	B1G Network	L, 71-78
Jan. 27	-/11	Wisconsin *	B1G Network	L, 65-73
Jan. 29	-/-	Rutgers *	B1G Network	L, 61-63
Feb. 1	-/-	at Michigan *	B1G Network	L, 79-85
Feb. 5	-/-	Northwestern *	B1G Network	L, 63-87
Feb. 9	-/-	Minnesota *	B1G Network	W, 78-65
Feb. 13	-/-	at Iowa *	FS1	L, 75-98
Feb. 18	-/-	Maryland *	B1G Network	L, 74-90
Feb. 22	-/-	at Northwestern *	B1G Network	L, 65-77
Feb. 25	-/25	Iowa *	FS1	L, 78-88
Feb. 27	-/-	at Penn State *	B1G Network	W, 93-70
March 1	-/23	at Ohio State *	B1G Network	6 p.m.
March 6	-/10	at Wisconsin *	B1G Network	1 p.m.
March 9-13		at Big Ten Tournament		TBA

*-Big Ten Conference Game; Home games are in red and bold; All times listed as central.

ON THE AIR

Radio: Tuesday's game will be carried on the Huskers Radio Network with Kent Pavelka and Jake Muhleisen, including KLIN (1400 AM) in Lincoln, KXSP (590 AM) in Omaha and KRVN (880 AM) in Lexington and will also be available on Huskers.com and the Huskers app.

TV/Online: Tuesday's game will be televised on BTN with Brandon Gaudin and Stephanie White on the call. It is also available on the web, mobile devices and connected TVs via the Fox Sports App.

HUSKERS SHOOT FOR WIN AT NO. 23 OHIO STATE TUESDAY EVENING

The Nebraska men's basketball team wraps up a two-game road trip, as they take on No. 23 (AP/Coaches) Ohio State Tuesday evening in Columbus, Ohio. Tipoff at Value City Arena is set 6 p.m. (central) and the game will be carried on the Big Ten Network and the Huskers Radio Network. Tuesday's game was originally scheduled for Jan. 22, but was rescheduled because of the Huskers' COVID pause.

The Huskers (8-21, 2-16 Big Ten) put together their most complete effort in a 93-70 win over Penn State on Sunday night. The Huskers shot 58 percent from the floor, including 13-of-20 from 3-point range, and placed five in double figures. Bryce McGowens led all scorers with 25 points on 8-of-13 shooting, while NU also got season highs from both Lat Mayen (13) and Trey McGowens (12). NU took control with an 18-2 first-half run and led by double figures for the final 25 minutes.

Nebraska's 93 points was the most points Penn State allowed this season, as the Nittany Lions were allowing a Big Ten best 64.6 ppg in conference play entering Sunday. The Huskers have now shot 50 percent from the field in each of the last two games, while NU's 58.2 percent shooting was its best effort since Feb. 3, 2015.

Alonzo Verge Jr. continued his strong finishing kick with 15 points and five assists at Penn State. The senior now ranked in the top three in both steals (1.6, third) and assists (5.1, third) while averaging 14.8 points per game on 52 percent shooting over the last six games. In addition to Verge, freshman Bryce McGowens leads Nebraska at 16.9 points per game while ranking in the top three of Big Ten rookies in scoring (first), rebounding (5.3, second) and assists (1.5, third). His 25-point effort marked his fourth 25-point game this season, while he has reached double figures in 18 of the last 19 contests dating back to Dec. 11.

Ohio State (18-8, 11-6 Big Ten) saw its bid for a Big Ten regular-season title take a hit with a 75-60 loss at Maryland. The Buckeyes, who will close the season with four games in an eight-day stretch, shot just 36 percent, including 8-of-28 from 3-point range. Maryland limited E.J. Liddell to just 11 points on 3-of-10 shooting. For Maryland, Fatts Russell and Eric Ayala combined for 50 points, as the Terps shot 50 percent from the field in the second half, including 6-of-11 from 3-point range.

93 Nebraska's 93 points at Penn State marked the Huskers' highest road total in conference play since scoring 96 at Oklahoma on Jan. 20, 1999. It was only the third time NU scored 90+ points on the road in Big Ten play.

2021-22 ROSTER AT A GLANCE

No	Name	Pos.	Ht.	Wt.	Yr.	Hometown	GP/GS	MPG	PPG	RPG	APG
	C.J. Wilcher	G	6-5	221	Fr.	Plainfield, N.J.	29/1	24.3	8.0	2.4	0.9
1	Alonzo Verge Jr.	G	6-3	164	Sr.	Chicago, Ill.	28/28	27.7	13.9	4.4	5.1
2	Trey McGowens	G	6-4	196	Jr.	Pendleton, S.C.	14/13	26.7	6.9	4.1	1.9
3	Quaran McPherson	G	6-3	199	Fr.	Queens, N.Y.	DNP				
4	Jackson Cronin	G	6-1	187	Fr.	Great Neck, N.Y.	12/0	1.3	0.6	0.1	0.0
5	Bryce McGowens	G	6-7	179	Fr.	Pendleton, S.C.	29/29	33.2	16.9	5.3	1.5
10	Kobe Webster	G	6-0	176	Sr.	Indianapolis, Ind.	27/1	20.0	6.1	1.5	1.4
11	Lat Mayen	F	6-9	217	Jr.	Adelaide, Australia	27/27	23.1	5.6	3.8	0.8
12	Sam Hoiberg	G	6-0	183	Fr.	Lincoln, Neb.	DNP				
13	Derrick Walker Jr.	F	6-9	239	Jr.	Kansas City, Mo.	28/28	23.2	5.9	3.8	0.8
14	Trevor Lakes	F	6-8	220	Sr.	Lebanon, Ind.	8/0	8.9	1.5	0.9	0.3
15	Chris McGraw	G	6-0	176	So.	Columbus, Ohio	6/0	1.3	0.0	0.0	0.2
21	Jace Piatkowski	G	6-3	177	RFr.	Omaha, Neb.	DNP				
23	Keon Edwards	G	6-7	204	Fr.	Houston, Texas	17/5	6.2	0.6	0.7	0.1
24	Denim Dawson	G/F	6-6	185	Fr.	San Bernardino, Calif.	DNP				
30	Keisei Tominaga	G	6-2	178	So.	Moriyama Nagoya Aichi, Japan	28/11	17.3	5.9	1.5	0.6
32	Wilhelm Breidenbach	F	6-10	227	Fr.	Rancho Santa Margarita, Calif	10/0	15.7	3.7	2.7	0.6
33	Oleg Kojenets	F	7-0	223	Fr.	Kaunas, Lithuania	DNP				
35	Eduardo Andre	F	6-11	236	Fr.	London, England	27/0	11.6	3.2	3.4	0.3

2021-22 NEBRASKA BASKETBALL ROSTER

No.	VL	Name	Pos.	Ht.	Wt.	Yr.	Hometown	Previous School	Twitter	Instagram
0		C.J. Wilcher	G	6-5	221	Fr.	Plainfield, N.J.	Xavier	@CJWilcher	cj_wilcher
1		Alonzo Verge Jr.	G	6-3	164	Sr.	Chicago, Ill.	Arizona State	@zo_verge1	
2	*	Trey McGowens	G	6-4	196	Jr.	Pendleton, S.C.	Pittsburgh	@Trey5mac_	trey.mac
3		Quaran McPherson	G	6-3	199	Fr.	Queens, N.Y.	Link Year [Mo.] School	@cbg_quaran	
4		Jackson Cronin	G	6-1	187	Fr.	Great Neck, N.Y.	North	@jackson_cronin	jacksoncronin_
5		Bryce McGowens	G	6-7	179	Fr.	Pendleton, S.C.	Legacy Early College	@BryceMcgowens5	bryce.mcgowens
10	*	Kobe Webster	G	6-0	176	Sr.	Indianapolis, Ind.	Western Illinois	@k10webster	k10webster
11	*	Lat Mayen	F	6-9	217	Jr.	Adelaide, Australia	Chipola (Fla.) College	@lattmayen	
12		Sam Hoiberg	G	6-0	183	Fr.	Lincoln, Neb.	Pius X	@samhoiberg	samhoiberg
13	*	Derrick Walker Jr.	F	6-9	239	Jr.	Kansas City, Mo.	Tennessee	@derric_k	derric_k
14	*	Trevor Lakes	F	6-8	220	Sr.	Lebanon, Ind.	Indianapolis	@T_lakes14	tlakes14
15		Chris McGraw	G	6-0	176	So.	Columbus, Ohio	Otterbein	@chrismcgraw14	chrismcgraw14
21	**	Jace Piatkowski	G	6-3	177	RFr.	Omaha, Neb.	Elkhorn South	@jacepiatkowski6	jacepiatkowski
23		Keon Edwards	G	6-7	204	Fr.	Houston, Texas	DePaul	@KeonEdwards	kce35
24		Denim Dawson	G/F	6-6	185	Fr.	San Bernardino, Calif.	Southern California Academy	@D2dawsonn	ddeenim
30		Keisei Tominaga	G	6-2	178	So.	Moriyama Nagoya Aichi, Japan	Ranger (Texas) College	@KeiseiTominaga	keisei.kbz30
32		Wilhelm Breidenbach	F	6-10	227	Fr.	Rancho Santa Margarita, Calif.	Mater Dei	@wilhelm13	wil.helm
33		Oleg Kojenets	F	7-0	223	Fr.	Kaunas, Lithuania	Western Reserve (Ohio) Academy		
35	*	Eduardo Andre	F	6-11	236	Fr.	London, England	AZ Compass Prep	@EastLDNAndre	andreswrl_d

2021-22 NEBRASKA BASKETBALL COACHING STAFF

Head Coach

Fred Hoiberg, third season (Iowa State, 1995)

Assistant Coaches

- Matt Abdelmassih, second season (St. John's, 2007)
- Armon Gates, third season (Kent State, 2006)
- Nate Loenser, first season (Iowa State, 2002)

Special Assistant to the Head Coach

Doc Sadler, first season as special assistant, ninth season overall (Arkansas, 1982)

Support Staff

- Director of Men's Basketball Strength & Conditioning: Kurt Joseph
- Video Coordinator: Matt Holt
- Director of Basketball Operations: Luca Virgilio
- Assistant Director of Basketball Operations: Sheryl Burbach
- Director of Player Development: Bertram "Buzzy" Caruthers
- Recruiting Coordinator: Athan Katsantonis
- Graduate Manager: Keenan Holdman
- Athletic Trainer: R.J. Pietig
- Team Nutritionist: Jake Blattner
- Sports Psychologist: Brett Woods
- NAPL Director: Chris Bach
- Equipment Manager: Pat Norris

PRONUNCIATION GUIDE

Name	Pronunciation
Matt Abdelmassih	Abdel-massey
Wilheim Breidenbach	bride-en-bock
Athen Katsantonis	kat-san-to-nis
Oleg Kojenets	Oh-leg Co-yah-net
Nate Loenser	Len-zer
Lat Mayen	Latt [rhymes w/ Matt] MAY-en
Quaran McPherson	kr-aan
Jace Piatkowski	Pie-it-COW-ski
Keisei Tominaga	Kay-say Toe-may-nawga
C.J. Wilcher	WILL-chur

HUSKERS RADIO NETWORK



KENT PAVELKA

- Is in his 35th season of calling Husker men's basketball
- Called NU basketball for two stretches from 1974-1996 before returning to play-by-play duties full time in 2006-07
- Called his 1,000th Husker basketball game in 2018-19
- Six-time Nebraska Sportscaster of the Year who was inducted into the Nebraska Broadcasters Hall of Fame in 2019



JAKE MUHLEISEN

- Is in his fourth season as full-time color analyst after serving in a part-time basis for five seasons
- Was a four-year starter at guard for Nebraska from 2002-05
- Three-year team captain and started 98 games in his career
- Served as a graduate assistant at Creighton from 2005-07

City	Station	Frequency
Ainsworth	KBRB-AM	1400
Alliance	KCOW-AM	1400
Beatrice	KWBE-AM	1450
Broken Bow	KBBN-FM	95.3
Chadron	KCSR-AM	610
Columbus	KJSK-AM	900
Cozad	KAMI-AM	1580
Fairbury	KGMT-AM	1310
Falls City	KTNC-AM	1230
Fremont	KFMT-FM	105.5
Grand Island	KRGI-AM	1430
Hastings	KHAS-AM	1230
Hastings	KLIQ-FM	94.5
Holdrege	KUVR-AM	1380
Imperial	KADL-FM	102.9
Kearney	KGFW-AM	1340
Lexington	KRVN-AM	880
Lincoln	KLIN-AM	1400
Lincoln	KLIN-FM	99.3
McCook	KSWN-FM	93.9

City	Station	Frequency
McCook	KZMC-FM	102.1
Nebraska City	KNCY-AM	1600
Norfolk	KNEN-FM	94.7
North Platte	KODY-AM	1240
Omaha	KXSP-AM	590
Omaha	KXSP-AM	590
Scottsbluff	KNEB-AM	960
Scottsbluff	KNEB-FM	94.1
Sidney	KSID-AM	1340
Sioux City, Iowa	KSEZ-FM	97.9
Superior	KRFS-AM	1600
Superior	KRFS-FM	103.9
Valentine	KVSH-AM	940
West Point	KTIC-AM	840

Also available nationwide on Huskers.com and the Huskers App. Inside Pinnacle Bank Arena, fans can listen on 87.7 FM.

PROBABLE STARTERS VS. OHIO STATE

NATIONAL POLLS



#1 ALONZO VERGE JR. | G | SR. | 6-4 | 164 | CHICAGO, ILL.

2021-22 Averages: PPG: 13.9 | RPG: 4.4 | APG: 5.1 | SPG: 1.6

Worth Noting: Grad transfer is among B1G leaders in both assists (3rd) and steals (3rd)...Team-high four double-doubles and five 20-point games...Finished with 15 points and five assists at Penn State...Totaled 18 points, seven assists and four steals vs. No. 25 Iowa...Finished with 22 points vs. Minnesota...Dished out a season-high 12 assists vs. Kennesaw State...Led NU with 31 points vs. Michigan...Nearly posted a triple-double at NC State with 25 points, 11 assists and nine boards...Averaged 14.0 ppg, 3.8 apg and 3.9 rpg per game at ASU in 2020-21, ranking among Pac-12 leaders in scoring (15th) and assists (seventh)...Pac-12 Sixth Man of the Year in 2019-20, averaging 14.6 points per game, including a 43-point performance vs. Saint Mary's.

Career Bests (includes ASU): Pts: 43 | Reb: 13 | Ast: 12 | Stl: 4 (5x) | Bl: 2



#5 BRYCE MCGOWENS | G | FR. | 6-7 | 179 | PENDLETON, S.C.

2021-22 Averages: PPG: 16.9 | RPG: 5.3 | APG: 1.5

Worth Noting: Five-star recruit who leads Big Ten freshmen in scoring and is second in rebounding...Seventime B1G Freshman of the Week...Totaled 25 points and six boards at PSU...Posted second double-double with 15 points, 10 boards and four dimes at Northwestern...Led NU with 25 points against Maryland, his ninth 20-point game of the season...Had 24 points, six boards and three steals at Michigan...Matched his season high with 29 points vs. Rutgers...Had 23 points vs. No. 11 Wisconsin...Had 24 points and nine rebounds at NC State...Totaled 2,341 points in high school...Averaged 21.6 ppg, 4.7 rpg and 3.1 apg for Legacy Early College in 2020-21...South Carolina Player of the Year by Gatorade and Max Preps.

Career Bests: Pts: 29 (2x) | Reb: 11 | Ast: 4 (5x) | Stl: 3



#2 TREY MCGOWENS | G | JR. | 6-4 | 196 | PENDLETON, S.C.

2021-22 Averages: PPG: 6.9 | RPG: 4.1 | APG: 1.9 | SPG: 1.2

Worth Noting: Started NU's last 10 games returning from injury...Comes off a 12-point, four-assist, four-steal effort at Penn State...Had nine points vs. No. 25 Iowa...Led NU in assists (five) and rebounds (seven) vs. Minnesota...Had 11 points and seven boards vs. Rutgers...Returned to action on Jan. 17 after missing 15 games with a broken bone in his right foot...Matched career high with nine boards and had eight points vs. Sam Houston...Second on the team in scoring (10.7 ppg) while ranking fifth in the Big Ten in steals (1.4 spg)...Had a season-high 20 points vs. No. 17 Michigan State...Started 32 games at Pitt in 2019-20 and ranked in the top 10 in the ACC in steals (4th) and assists (10th)...Two-time ACC Freshman of the Week.

Career Bests (includes Pittsburgh): Pts: 33 | Reb: 9 (2x) | Ast: 9 | Stl: 7



#11 LAT MAYEN | F | JR. | 6-9 | 217 | ADELAIDE, AUSTRALIA

2021-22 Averages: PPG: 5.9 | RPG: 3.8

Worth Noting: Second-year starter who had a season-high 13 points on 5-of-8 shooting at Penn State...Totaled eight points and three boards vs. Maryland...Team highs in rebounds (eight) and assists (three) vs. Rutgers...Scored 11 points vs. No. 11 Wisconsin...Grabbed eight boards and had seven points at No. 7 Purdue...Started all 27 games in 2020-21, averaging 8.6 ppg and 4.5 rpg...Posted first career double-double at No. 5 Iowa with 14 points and 13 boards...Had a career-high 25 points on 9-of-11 shooting vs. Rutgers...Rated No. 18 JUCO player in 2020 class by JUCORecruiting.com...Averaged 11.8 points and 8.4 boards per game at Chipola...Began career at TCU, where he played in 17 games in 2018-19.

Career Bests (includes TCU): Pts: 25 | Reb: 13 | Ast: 4 | Stl: 3



#13 DERRICK WALKER | F | JR. | 6-9 | 239 | KANSAS CITY, MO.

2021-22 Averages: PPG: 9.2 | RPG: 6.0 | APG: 1.5

Worth Noting: Second-year starter who is shooting 68% from the field...16 double-figure efforts this season...Had 10 points, seven boards and four assists at Penn State...Totaled 10 boards and five assists at Northwestern...Finished with 14 points and seven boards vs. No. 25 Illinois...Matched career high with 16 points on 8-of-9 shooting at No. 10 MSU...Posted 15 points, 10 rebounds and four steals vs. No. 13 Ohio State...Had double-doubles vs. No. 18 Auburn (10 pts., 10 reb.) and at NC State (12 pts., 13 reb.)...Started NU's final 16 games of 2020-21, averaging 5.9 ppg...Was a reserve on Tennessee's 2018-19 Sweet 16 team...Helped Vols to an SEC title in 2017-18...MOKAN Elite AAU teammates with Trae Young and Michael Porter Jr.

Career Bests (includes Tennessee): Pts: 16 (2x) | Reb: 13 | Ast: 6 | Bl: 3 | St: 4

ASSOCIATED PRESS (FEB. 28)

No	Team (1st)	Record	Points	Prev.
1	Gonzaga (46)	24-3	1,504	1
2	Arizona	25-3	1,360	2
3	Baylor (4)	24-5	1,342	10
4	Duke (11)	25-4	1,306	7
5	Auburn	25-4	1,268	3
6	Kansas	23-5	1,224	5
7	Kentucky	23-6	1,215	6
8	Purdue	24-5	1,129	4
9	Providence	24-3	1,021	11
10	Wisconsin	23-5	865	13
11	Villanova	21-7	861	8
12	Texas Tech	22-7	850	9
13	Tennessee	21-7	770	17
t-14	Arkansas	23-6	759	18
t-14	Houston	24-4	759	14
16	USC	25-4	557	16
17	UCLA	21-6	498	12
18	UConn	21-7	480	21
19	Saint Mary's	24-6	449	23
20	Illinois	20-8	383	15
21	Texas	21-8	364	20
22	Murray State	28-2	333	19
23	Ohio State	18-8	191	22
24	Iowa	20-8	99	25
25	Alabama	19-10	90	24

Others receiving votes: Boise State 56, Davidson 20, Colorado State 19, South Dakota State 12, Notre Dame 9, LSU 7, Michigan State 6, San Diego State 5, Marquette 4, Iowa State 4, North Texas 3, Vermont 2, Northern Iowa 1

USA TODAY COACHES (FEB. 28)

No	Team (1st)	Record	Points	Prev.
1	Gonzaga (20)	24-3	771	1
2	Duke (9)	25-4	726	6
3	Arizona	25-3	707	2
4	Baylor (1)	24-5	649	11
5	Auburn (1)	25-4	643	4
6	Kentucky (1)	23-6	638	3
7	Kansas	23-5	615	5
8	Providence	24-3	596	10
9	Purdue	24-5	545	7
10	Wisconsin	23-5	522	12
11	Villanova	21-7	458	8
12	Texas Tech	22-7	415	9
13	Tennessee	21-7	401	17
14	Houston	24-4	376	15
15	Arkansas	23-6	356	18
16	USC	25-4	319	16
17	Illinois	20-8	271	14
18	UCLA	21-6	252	13
19	UConn	21-7	244	20
20	Saint Mary's	24-6	220	23
21	Texas	21-8	195	22
22	Murray State	28-2	166	21
23	Ohio State	18-8	104	19
24	Alabama	19-10	44	25
t-25	Michigan State	19-9	42	24
t-25	Iowa	20-8	42	NR

Others receiving votes: Colorado St. 14; Boise St. 13; Notre Dame 10; Marquette 9; Wake Forest 8; Wyoming 6; Seton Hall 6; North Texas 4; San Francisco 3; North Carolina 3; Iowa State 2; Creighton 2; South Dakota State 1; San Diego St. 1; Miami-Florida 1.

BIG TEN STANDINGS (AS OF FEB. 27)

Team	B1G	Pct.	Overall	Pct.
Wisconsin	14-4	.778	23-5	.821
Purdue	13-5	.722	24-5	.828
Illinois	13-5	.722	20-8	.714
Ohio State	11-6	.647	18-8	.692
Iowa	10-7	.588	20-8	.714
Michigan State	10-7	.588	19-9	.679
Rutgers	10-8	.556	16-12	.571
Michigan	9-8	.529	15-12	.556
Indiana	9-9	.500	18-10	.643
Penn State	7-11	.389	12-14	.462
Maryland	6-12	.333	14-15	.483
Northwestern	6-12	.333	13-14	.481
Minnesota	4-14	.222	13-14	.481
Nebraska	2-16	.111	8-21	.276

Upcoming Schedule/Results

Date	Matchup or Result	Time
Feb. 22	* Northwestern 77, Nebraska 65 * Michigan State 60, Iowa 86	
Feb. 23	* Michigan 71, Rutgers 62 * Minnesota 67, Wisconsin 68	
Feb. 24	* Indiana 74, Maryland 64 * Illinois 83, Ohio State 86	
Feb. 25	* Northwestern 60, Penn State 67 * Iowa 88, Nebraska 78	
Feb. 26	* Michigan State 68, Purdue 65 * Wisconsin 66, Rutgers 61	
Feb. 27	* Indiana 84, Minnesota 79 * Maryland 75, Ohio State 60 * Illinois 93, Michigan 85 * Nebraska 93, Penn State 70	
Feb. 28	Northwestern at Iowa	7 p.m.
March 1	Nebraska at Ohio State Michigan State at Michigan Purdue at Wisconsin	6 p.m. 7:30 p.m. 8 p.m.
March 2	Rutgers at Indiana Minnesota at Maryland	6 p.m. 8 p.m.
March 3	Penn State at Illinois Michigan State at Ohio State Iowa at Michigan	6 p.m. 6 p.m. 8 p.m.
March 5	Indiana at Purdue	1 p.m.
March 6	Penn State at Rutgers Nebraska at Wisconsin Maryland at Michigan State Minnesota at Northwestern Iowa at Illinois	11 a.m. 1 p.m. 3:30 p.m. 6:30 p.m. 6:30 p.m.
BIG TEN TOURNAMENT		
March 9	Game 1: #12 seed vs. #13 seed Game 2: #11 seed vs. #14 seed	5 p.m. 25 min after G1
March 10	Game 3: #8 seed vs. #9 seed Game 4: #5 seed vs. G-1 winner Game 5: #7 seed vs. #10 seed Game 6: #6 seed vs. G-2 winner	10:30 a.m. 25 min after G3 5:30 p.m. 25 min after G5
March 11	Game 7: #1 seed vs. G-3 winner Game 8: #4 seed vs. G-4 winner Game 9: #2 seed vs. G-5 winner Game 10: #3 seed vs. G-6 winner	10:30 a.m. 25 min after G7 5:30 p.m. 25 min after G9
March 12	Game 11: G-7 winner vs. G-8 winner Game 12: G-9 winner vs. G-10 winner	Noon 25 min after G11
March 13	Game 13: G-11 winner vs. G-12 winner	2:30 p.m.

BY THE NUMBERS

Nebraska Cornhuskers			Ohio State Buckeyes		
2021-22 Team Statistics (Record: 8-21, 2-16 Big Ten)			2021-22 Team Statistics (Record: 18-8, 11-6 Big Ten)		
Category	Nebraska	OPP	Category	Ohio St.	OPP
SCORING	2124	2299	Scoring	1927	1761
Points per game	73.2	79.3	Points per game	74.1	67.7
Scoring margin	-6.0	-	Scoring margin	+6.4	
FIELD GOALS-ATT	754-1715	830-1846	Field goals-att	679-1428	630-1522
Field goal pct	.440	.450	Field goal pct	.475	.414
3 POINT FG-ATT	207-645	261-739	3 point fg-att	211-567	178-537
3-point FG pct	.321	.353	3-point FG pct	.372	.331
3-pt FG made per game	7.1	9.0	3-pt FG made per game	8.1	6.8
FREE THROWS-ATT	409-566	378-528	Free throws-att	358-474	323-445
Free throw pct	.723	.716	Free throw pct	.755	.726
F-Throws made per game	14.1	13.0	F-Throws made per game	13.8	12.4
REBOUNDS	972	1172	Rebounds	904	839
Rebounds per game	33.5	40.4	Rebounds per game	34.8	32.3
Rebounding margin	-6.9	-	Rebounding margin	+2.5	-
ASSISTS	378	419	Assists	344	301
Assists per game	13.0	14.4	Assists per game	13.2	11.6
TURNOVERS	376	398	Turnovers	290	273
Turnovers per game	13.0	13.7	Turnovers per game	11.2	10.5
Turnover margin	+0.8	-	Turnover margin	-0.7	-
Assist/turnover ratio	1.0	1.1	Assist/turnover ratio	1.2	1.1
STEALS	208	215	Steals	118	157
Steals per game	7.2	7.4	Steals per game	4.5	6.0
BLOCKS	82	104	Blocks	127	69
Blocks per game	2.8	3.6	Blocks per game	4.9	2.7

ABOUT OHIO STATE

Under the direction of fifth-year coach Chris Holtmann, Ohio State is 18-8 on the season and 11-6 in Big Ten play following Sunday's loss at Maryland. He has guided OSU to four straight 20-win seasons and three NCAA Tournaments since taking over the program in 2017-18. Holtmann led Butler to three straight NCAA Tournaments in his three years at the school.

The Buckeyes returned four starters from a team that went 21-10 and reached the 2021 NCAA Tournament. Ohio State had won eight of 12 since a loss at Wisconsin on Jan. 13 and are bidding to earn one of the double-byes in the Big Ten Tournament. OSU's last three games, including Tuesday's game with NU are at home, as the Buckeyes host Michigan State and Michigan later this week. The Buckeyes are 12-1 at Value City Arena.

The Buckeyes feature one of the Big Ten's top players in junior forward E.J. Liddell, who returned after earning first-team All-Big Ten honors last season. Liddell is fourth in the conference in scoring at 19.3 ppg while shooting 50 percent from the field and 38 percent from 3-point range. The 6-foot-7, 240-pound forward also paces OSU in rebounds (7.5 rpg) and blocked shots (2.5 bpg). Freshman Malaki Branham has emerged as a solid second option, as he averages 12.6 points per game and is shooting nearly 50 percent from the field. OSU has seven players averaging at least 5.2 points per game.

Series History: Ohio State leads the all-time series, 20-4, in a series that dates back to 1936. The Buckeyes are 16-2 against the Huskers since Nebraska joined the Big Ten with Nebraska's wins coming in 2014 (Lincoln) and 2017 (Columbus). Nebraska looks to snap a six-game losing streak to the Buckeyes, while Tuesday's game is the 14th time in the 19 meetings that OSU has been ranked since Nebraska joined the Big Ten in 2011-12.

Last Meeting: Nebraska fought back from an eight-point second-half deficit and had a chance to win in regulation, but No. 13 Ohio State took control in overtime to earn an 87-79 win over the Huskers on Jan. 2.

Nebraska trailed 59-51 with just over 10 minutes remaining before mounting a comeback. The Huskers used a 15-3 spurt to take a 66-62 lead after five straight points from Derrick Walker, who finished with 15 points and 10 rebounds for his third double-double of the year. The Huskers eventually led 72-67 with 36 seconds left after a Lat Mayen dunk, but the Buckeyes came back. Jamari Wheeler's 3-pointer made it a two-point game.

SERIES AT A GLANCE

- All-time: Ohio State leads, 20-4
- In Lincoln: Ohio State leads, 8-2
At Pinnacle Bank Arena: Ohio State leads, 5-1
- In Columbus: Ohio State leads 10-1
At Value City Arena: Ohio State leads, 7-1
- El Paso, Texas: Nebraska leads 1-0
- In Big Ten Conference games: Ohio State leads, 14-2
- In Big Ten Tournament games: Ohio State leads, 2-0

Husker-Buckeye Superlatives

- Most consecutive wins (year ended): Nebraska 1 (1936, 1985, 2014, 2017); Ohio State 9 (1987-2014)
- Most points scored: Nebraska, 79, at Lincoln, Neb., Jan. 2, 2022; Ohio State, 103, at Columbus, Ohio, Dec. 14, 1988
- Highest combined score: 170, Ohio State, 103, Nebraska, 76, at Columbus, Ohio, Dec. 14, 1988
- Biggest winning margin: Nebraska, 9, at Lincoln, Neb., Dec. 12, 1936; Ohio State, 36, at Columbus, Ohio., Dec. 30, 2020

RECENT MEETINGS (SINCE NU JOINED BIG TEN)

Date	Site	Rankings	Result	Neb.	Ind.
1-3-12	A	-/8	L	40	71
1-21-12	H	-/6	L	45	79
1-2-13	A	-/8	L	44	70
2-2-13	H	-/11	L	56	63
3-15-13	N	-/10	L	50	71
1-4-14	A	-/3	L	53	84
1-20-14	H	-/18	W	68	62
3-14-14	N	-/23	L	67	71
2-26-15	A	-/	L	57	81
2-20-16	H	-/	L (OT)	62	65
1-18-17	H	-/	L	66	67
2-18-17	A	-/	W	58	57
1-22-18	A	-/13	L	59	64
1-26-19	H	-/	L	60	70
1-14-20	A	-/21	L	66	80
2-27-20	H	-/23	L	54	75
12-30-20	A	-/25	L	54	90
1-2-22	H	-/13	W (OT)	79	87

TOP-10 PINNACLE BANK ARENA CROWDS

No.	Attend.	Opponent	Date
1.	15,998	Wisconsin	March 9, 2014
2.	15,991	Penn State	Feb. 25, 2018
3.	15,987	Tennessee-Martin	Nov. 28, 2014
4.	15,978	Northwestern	March 1, 2014
5.	15,960	Iowa	Feb. 25, 2022
6.	15,952	Iowa	Jan. 27, 2018
7.	15,950	Creighton	Dec. 8, 2018
8.	15,949	Arkansas State	Dec. 14, 2013
9.	15,946	South Dakota State	Nov. 15, 2019
10.	15,945	Minnesota	Jan. 26, 2014

CAREER TOTALS VS. OHIO STATE

Player	GP-GS	Min-Avg	FG-FGA	Pct	3FG-FGA	Pct	FT-FTA	Pct	Off	Def	Tot	Avg	PF	A	TO	Blk	Stl	Pts	Avg
B. McGowens	1-1	38-38.0	6-19	.316	2-6	.333	4-4	1.000	2	3	5	5.0	1	2	1	0	1	18	18.0
Walker	1-1	34-34.0	6-10	.600	0-0	.000	3-4	.750	3	7	10	10.0	3	1	3	0	4	15	15.0
Wilcher	1-0	34-34.0	5-8	.625	3-4	.750	0-0	.000	1	0	1	1.0	2	1	0	0	0	13	13.0
Mayen	2-2	52-26.0	5-16	.313	1-10	.100	4-6	.667	4	5	9	4.5	6	1	2	0	0	15	7.5
Tominaga	1-1	17-17.0	2-5	.400	1-4	.250	2-2	1.000	0	0	0	0.0	1	0	1	0	0	0	7.0
Verge Jr.	1-1	22-22.0	1-6	.167	0-1	.000	4-6	.667	0	2	2	2.0	0	4	1	0	2	6	6.0
T. McGowens	1-1	26-26.0	2-5	.400	1-2	.500	1-2	.500	1	0	1	1.0	1	0	3	0	1	6	6.0
Webster	2-0	52-26.0	3-14	.214	2-8	.250	2-3	.667	0	5	5	2.5	3	3	2	0	0	10	5.0
Andre	2-0	18-9.0	3-3	1.000	0-0	.000	1-1	1.000	1	4	5	2.5	6	1	2	0	2	7	3.5
Lakes	2-0	20-10.0	2-6	.333	1-5	.200	0-0	.000	1	1	2	1.0	2	0	0	0	1	5	2.5

Mayen than missed a pair of free throws to give OSU a final chance in regulation. E.J. Liddell hit a pair of free throws with 8.9 seconds left to tie the game. The Buckeyes took control early in OT, as 3-pointers from Wheeler and Meechie Johnson Jr. pushed the Buckeye lead to 78-72 with 3:36 left. NU cut the deficit to 78-75 on a Bryce McGowens 3-pointer, but could not cut into the Buckeyes' lead.

Malaki Branham led Ohio State with a career-high 35 points including six 3-pointers, while Wheeler added 16 points, including 4-of-5 from 3-point range. Bryce McGowens' 18 points led three Huskers in double figures

Ohio State Starters

No.	Name	Pos.	Yr.	Ht.	Wt.	2021-22 Stats			
						G/GS	PPG	RPG	Other
55	Jamari Wheeler	G	Sr.	6-1	170	25/25	7.0	3.2	3.2 apg
22	Malaki Branham	G	Fr.	6-5	180	26/25	12.6	3.7	1.8 apg
3	Eugene Brown III	G	So	6-6	195	20/6	3.4	2.6	0.5 apg
23	Zed Key	F	So.	6-8	245	26/23	8.3	5.4	.565 FG pct.
32	E.J. Liddell	F	Jr.	6-7	240	26/26	19.3	7.5	2.5 bpg

WORTH NOTING

• Tuesday's game features the two highest-scoring freshmen in the Big Ten in Bryce McGowens (16.9 ppg) and Ohio State's Malaki Branham (12.6 ppg), as only three Big Ten freshmen are averaging double figures heading into the final week of the regular season.

• Bryce McGowens enters the final stretch of the regular season as one of the frontrunners for Big Ten Freshman of the Year, as he ranks among conference freshmen leaders in several categories. The 6-foot-7 guard leads all Big Ten freshmen in scoring at 16.9 points per game and is in the top three in both rebounds (5.3, second) and assists (1.5, third). He is the only Big Ten freshmen averaging at least 10 points and five rebounds per game as of Feb. 28.

• McGowens 16.9 ppg is on pace to be one of the highest scoring freshmen averages by a Big Ten freshman in recent seasons. His average is the highest since Michigan State's Miles Bridges in 2016-17. Since 1992-93, only seven Big Ten freshmen have averaged at least 15.5 points per game. McGowens is also averaging 16.8 ppg in Big Ten play which is the highest average by any Big Ten freshman since 2016-17.

• Alonzo Verge Jr. enters the Ohio State game in 10th place on NU's single-season top-10 assists list with 143. Verge could move up the chart quickly, as he is one assists away from tying Tyronn Lue (144, 1995-96) for ninth place and two assists from seventh place (145 by Lance Jeter, 2010-11; Jack Moore, 1979-80). He is on track to become just the fifth Husker player to dish out at least 150 assists in a season.

• Nebraska's 93-point effort at Penn State marked the Huskers' highest road output in a conference game since joining the Big Ten in 2011-12, and NU's highest conference road total since 1999.

• With Derrick Walker and Bryce McGowens each grabbing 10 rebounds at Northwestern on Feb. 22, it marked the first time that multiple Huskers had 10+ rebounds in the same game since Dalano Banton and Yvan Ouedraogo accomplished the feat against Doane on Dec. 17, 2020. Walker has now grabbed six-or-more rebounds in the last seven games dating back to Feb. 5, as he had seven in the win at Penn State

• Since changing the offense in late December, the Huskers have improved their offensive numbers. NU is shooting nearly 46 percent from the field and 38 percent from 3-point range over the last 17 contests dating back to Dec. 22.

The Huskers have shot 50 percent in each of the past two games (vs. Iowa, at Penn State), including a season-high 58.2 percent at Penn State on Sunday, the program's best shooting night since the 2014-15 season. NU also went 13-of-30 from 3-point range in the win over the Nittany Lions. Over the last two games, NU is 21-of-38 from 3-point range.

MCGOWENS AMONG BIG FRESHMEN

Category	Avg	Rank
Scoring	16.6	1st
Rebounding	5.3	2nd
Assists	1.5	3rd

BIG FROSH W/16.5 PPG (SINCE 1993)

Player, School	PPG	Year
Michael Redd, OSU	21.9	1997-98
Kris Humphries, MINN	21.7	2003-04
Eric Gordon, IND	20.9	2007-08
D'Angelo Russell, OSU	19.3	2014-15
Jared Sullinger, OSU	17.2	2010-11
Miles Bridges, MSU	16.9	2016-17
Bryce McGowens, NEB	16.9	2021-22
Romeo Langford, IND	16.5	2018-19

CBB Reference

NU'S IMPROVED SHOOTING

Games	FG Pct	3pt Pct.	3/GM
First 12 Games	.420	.252	6.4
Last 17 Games	.455	.383	7.6

RECORD AT PINNACLE BANK ARENA

Season	Wins	Losses	Pct.
2013-14	15	1	.938
2014-15	10	6	.625
2015-16	10	8	.556
2016-17	8	8	.500
2017-18	16	1	.941
2018-19	13	5	.722
2019-20	5	11	.313
2020-21	6	9	.400
2021-22	7	11	.368
Total	90	61	.596

2021-22 MISC. STATS

TEAM LEADERS

Double-Figure Scoring Games: Verge-21; B. McGowens-24; Walker-16; Wilcher-11; Tominaga-7; Webster-3; Andre-2; Mayen-2; T. McGowens-2

10+ Rebounding Games:..... Walker-4; Verge-1; B. McGowens-2

10+ Assist Games:..... Verge-3

Double-Doubles:..... Verge-4; Walker-3; B. McGowens-2

Triple-Doubles:..... None

20-Point Games:.. B. McGowens-10; Verge-5; Webster-1; Tominaga-1

30-Point Games:Verge-1

40-Point Games: None

Games Leading NU in Scoring:*Verge-9; B. McGowens-13; Walker-3; Tominaga-3; Wilcher-2; Webster-1

Games Leading NU in Rebounding:* Walker-16; B. McGowens-10; Verge-7; Mayen-5; T. McGowens-2; Webster-1

Games Leading NU in Assists:* Verge-23; Webster-2; Wilcher-1; B. McGowens-1; T. McGowens-1; Walker-4; Mayen-1

Games Leading NU in Blocks* Walker-16; Andre-10; Mayen-8; B. McGowens-5; Breidenbach-2; Verge-4; Wilcher-1; Lakes-1; T. McGowens-1; Tominaga-1

Games Leading NU in Steals Verge-12; B. McGowens-7; Tominaga-5; Walker-5; Wilcher-4; Webster-4; Andre-4; T. McGowens-4; Breidenbach-2; Mayen-2

HUSKER DOUBLE-DOUBLES IN 2021-22

Player	Opponent	Double-Double
McGowens	Southern	18 pts./11 reb.
McGowens	at Northwestern	15 pts./10 reb.
Verge	at NC State	25 pts./11 asst.*
Verge	Tennessee St.	18 pts./10 asst.
Verge	Western Illinois	26 pts./13 reb.
Verge	Kennesaw State	16 pts./12 asst.
Walker	at NC State	12 pts./13 reb.
Walker	vs. No. 18 Auburn	10 pts./10 reb.
Walker	vs. No. 13 Ohio State	15 pts./10 reb.

*-Verge was one rebound shy of a triple double

2021-22 MBB QUICK FACTS

UNIVERSITY INFO

Location Lincoln, Neb.
 Founded 1869
 Enrollment 24,431
 Nickname Cornhuskers, Huskers
 Colors Scarlet & Cream
 Affiliation NCAA Division I
 Conference Big Ten Conference
 Home Arena Pinnacle Bank Arena
 Capacity/Year Opened 15,000/2013
 Chancellor Ronnie Green
 Faculty Rep. Scott M. Fuess Jr.
 Vice Chancellor, Director of Athletics Trev Alberts
 Athletic Dept. Phone (402) 472-4224
 Assistant A.D./Ticketing Holly Adam
 Ticket Office Phone (402) 472-3111 or 1-800-8BIGRED
 Website Huskers.com

BASKETBALL HISTORY

First year of basketball 1896-97
 Regular-season conference titles (last) 7 (1950)
 Postseason conference titles (last) 1 (1994)
 All-time postseason appearances 26
 All-time postseason record 24-25
 NCAA Appearances (last) 7 (2014)
 NIT Appearances (last) 19 (2019)

BASKETBALL STAFF

Head Coach Fred Hoiberg
 Alma Mater (Year) Iowa State (1995)
 Record at Nebraska 22-66 (3rd season)
 Overall Coaching Record 137-122 (8th season)
 Assistant Coaches Matt Abdelmassih (3rd season)
 Armon Gates (4th season)
 Nate Loenser (1st season)
 Special Assistant to the Head Coach Doc Sadler (3rd season)
 Director of Men's Basketball
 Strength & Conditioning Kurt Joseph
 Director of Operations Luca Virgilio
 Asst. Director of Operations Sheryl Burbach
 Video Coordinator Matt Holt
 Director of Player Development .. Bertram "Buzzy" Caruthers
 Recruiting Coordinator Athan Katsantonis
 NAPL Director Chris Bach
 Sports Psychologist Brett Woods
 Graduate Managers Keenan Holdman
 Assistant Athletic Trainer R.J. Pietig
 Equipment Manager Pat Norris

2021-22 TEAM INFORMATION

Head Coach Fred Hoiberg
 2020-21 Record 7-20 (6-9 H, 1-10 A, 0-1 N)
 Big Ten Record (Finish) 3-16 (14th)
 Big Ten Championship 0-1; lost to Penn State, 66-72
 Postseason None
 Starters Returning/Lost 3/2
 Lettermen Returning/Lost 7/7
 Scholarship Newcomers 8

COMMUNICATIONS INFORMATION

Associate A.D./Communications Keith Mann
 Office Phone (402) 472-2263
 Sr. Assoc. Director/MBB Contact Shamus McKnight
 Office/Cell Phone (402) 472-7772 / (402) 540-0268
 E-Mail smcknight@huskers.com
 Press Row Phone (402) 904-5925
 Communications Mailing Address P.O. Box 880123,
 800 Stadium Drive, Lincoln, NE 68588-0123

MEDIA WEBSITE

Media can access Nebraska's media site for headshots, press conference video and more.

Huskers.com/media



Junior forward Derrick Walker is putting together one of the top shooting seasons in Nebraska basketball history. The 6-foot-9 forward is shooting 67.8 percent from the floor entering Tuesday's game at Ohio State. He is bidding to be just the seventh player in school history to shoot at least 60 percent from the field for a season.

HIGHEST FIELD GOAL PCT. IN SCHOOL HISTORY

No.	Player (Year)	Pct.
-	Derrick Walker (2021-22)	.678
1.	Larry Cox (1975-76)	.672
2.	Dave Hoppen (1984-85)	.646
3.	Kimani Ffriend (2000-01)	.623
4.	Dave Hoppen (1985-86)	.616
5.	Andre Smith (1979-80)	.611
6.	Steffon Bradford (2000-01)	.603

Min 5 FGA/GM

• Following his 25-point game at Penn State, Bryce McGowens now leads all true freshmen nationally in scoring at 16.9 points per game as of Feb. 28. McGowens is one of only five freshmen nationally averaging at least 15 points per game.

McGowens, who leads all Big Ten freshmen in scoring and is second in rebounding, is on track to break NU's freshman single-season scoring mark (15.5, Joe McCray, 2004-05). Only six Husker freshmen in school history finished the season averaging double figures, the most recent was Ryan Anderson in 2006-07.

• With his 15-point, 10-rebound effort at Northwestern, McGowens became only the sixth Husker freshman to record multiple double-doubles in a season. The school record for a freshman is three, which has been done three previous times, most recently by Yvan Ouedraogo in 2019-20.

• Bryce McGowens tied a school record, as he recorded his 10th 20-point game of the season. He matched Joe McCray's school freshman mark of 10 set in 2004-05. Earlier this season, McGowens became the first Husker freshman to have four straight 20-point games, accomplishing the feat between Jan. 17-Feb. 1. That broke the previous mark of three set by Dave Hoppen during the 1982-83 season. McGowens' 10 20-point games this season leads all Big Ten freshmen - Ohio State's Malaki Branham is second with six - and is sixth among all conference players as of Feb. 28.

• While McGowens is putting up a record-setting season, second-year freshman C.J. Wilcher is quietly putting up a solid campaign as NU's sixth man. The 6-foot-5 guard is fourth on the team in scoring at 8.0 points per game, while hitting a team-high 47 3-pointers. Since NU revamped its offense in late December, Wilcher has found his stride, shooting 50 percent from the floor, including 47 percent from 3-point range.

• Nebraska has a total of 17 20-point efforts this season (Bryce McGowens-10; Alonzo Verge Jr.-5; Kobe Webster-1; Keisei Tominaga-1) which exceeds NU's season total last year (12).

• While Derrick Walker is threatening the single-season school field goal percentage mark, he has also made significant strides from the foul line. A career 38 percent shooter from the foul line entering the season, he has jumped up to 72.0 percent this season.

As a team, the Huskers are shooting 72.3 percent from the line, a significant jump after shooting 63.9 percent in 2020-21. Over the last five games, the Huskers are shooting 82.8 percent from the foul line (77-of-93).

• Nebraska players have combined for nine double-doubles (Verge-4; Walker-3; B. McGowens-2) in 2021-22 following Bryce McGowens' effort at Northwestern. As a team, NU combined for just three in 2020-21. The last time NU had 10 double-doubles as a team in a season was 2007-08 (17).

• Alonzo Verge Jr. has become more of a playmaker during his time at NU. He is third in the Big Ten with 5.1 assists per game after averaging 2.9 assists per game during his two-year career at Arizona State. Verge ranks 30th nationally in assists

NCAA TRUE FRESHMAN

SCORING LEADERS (AS OF FEB. 25)

No.	Name, School	PPG
1.	Bryce McGowens, Nebraska	16.9
1.	Paolo Banchemo, Duke	16.7
3.	Jabari Smith, Auburn	16.6
4.	Terquavion Smith, NC State	15.9
5.	Jao Ituka, Marist	15.2

20-PT. GAMES BY NU FRESHMEN

No.	Name	20+ Games	Year
1.	Bryce McGowens	10	2021-22
	Joe McCray	10	2004-05
3.	Jerry Fort	6	1972-73

NU FRESHMAN 3-POINTERS

No.	Name (Year)	3-Pointers
1.	Joe McCray (2005)	80
2.	Ryan Anderson (2007)	48
3.	C.J. Wilcher (2021)	47
4.	Jamel White (2006)	44
	Eric Piatkowski (1991)	44

TOP-40 NATIONALLY IN ASSISTS/GM UNDER HOIBERG

Year	Player	APG	NCAA Rk.
2010-11	Diante Garrett (ISU)	6.1	11
2012-13	Korie Lucious (ISU)	5.6	35
2013-14	Deandre Kane (ISU)	5.9	18
2014-15	Monte Morris (ISU)	5.2	35
2019-20	Cam Mack (NEB)	6.4	14
2021-22	Alonzo Verge Jr. (NEB)	5.1	30

19 Nebraska has gotten 19 double-figure efforts from its bench this season, the most recent being a 14-point effort from C.J. Wilcher against No. 25 Iowa on Friday night. Wilcher now has 10 of NU's 19 double-figure games off the bench this season.

19.4

Seven of Bryce McGowens' nine 20-point games this season have come with his brother Trey in the lineup. In the 14 games they have played together this season, Bryce is averaging 19.4 ppg on 43 percent shooting.

per game as of Feb. 28. Hoiberg has coached five other guards who have ranked in the top 40 nationally in assists in his seven previous college seasons.

- Nebraska's 2021-22 roster features a trio of college graduates in Derrick Walker, Alonzo Verge Jr. and Kobe Webster, and there is a patch on the Husker jersey to recognize that accomplishment. Walker became the first member of his family to get a degree when he graduated in May of 2021, while Webster (2020, Western Illinois) and Verge (2021, Arizona State) came to Nebraska as graduate transfers.

- Eight members of the Nebraska men's basketball program were honored this week, as they earned spots on the Nebraska Scholar-Athlete Honor Roll. The group was led by Jace Piatkowski, who earned his fifth spot on the honor roll. He is one of three multiple-time honorees, and is joined by Kobe Webster, who made his second appearance, and Chris McGraw, who is being honored for the third time. Five Huskers – Wilhelm Breidenbach, Sam Hoiberg, Oleg Kojenets, Keisei Tominaga and C.J. Wilcher – are all first-time honorees, earning at least a 3.0 GPA for the fall semester.

- Bryce McGowens has been a seven-time Big Ten Freshman of the Week this season, including each of the past four weeks. He became the eighth Big Ten Freshman to receive at least seven honors in a season since the freshman weekly award started in 2010-11. Prior to this season, no Husker had won the award more than twice (Shavon Shields, 2012-13.)

LAST TIME OUT

Bryce McGowens' 25 points led five Huskers in double figures, as Nebraska put together its most complete performance of the season in a 93-70 win over Penn State on Feb. 27.

McGowens was efficient, hitting 8-of-13 shots from the floor, including a trio of 3-pointers, as Nebraska shot 58.2 percent from the field, including 13-of-20 from 3-point range, against a Penn State team that was leading the Big Ten in scoring defense at 64.6 points per game. Alonzo Verge Jr. had 15 points and five assists, while Lat Mayen (13), Trey McGowens (12) and Derrick Walker (10) all cracked double figures, as Trey McGowens, who also had four steals and Mayen both enjoyed season highs.

The McGowens brothers keyed an 18-2 first-half run over a span of 4:26, combining for 12 points as the Huskers turned a 13-10 deficit into a 13-point lead at 28-15 after a Bryce McGowens putback. The Huskers, who shot 61 percent in the first half, including 7-of-12 from 3-point range, kept building the lead and closed the half on an 8-2 spurt to take a 49-31 lead into the locker room after Verge's 3-pointer. Nebraska quickly stretched the lead to 23, at 54-31 after a Mayen jumper just 1:35 into the second half, and Penn State was never able to cut the deficit to less than 20 the rest of the way, as Nebraska snapped a 13-game road losing streak.

Sam Sessoms, Seth Lundy and Jalen Pickett had 12 points apiece for Penn State, which shot 46 percent, but was rebounded 34-22

WEBSTER EARNS ACADEMIC ALL-DISTRICT

Nebraska senior guard Kobe Webster was honored Feb. 17, as he was named to the 2021-22 Academic All-District® Men's Basketball Team, selected by CoSIDA. Webster was a first-team honoree as he carries a 3.75 GPA while pursuing a masters degree in educational administration. He graduated with a degree in management from Western Illinois in 2020.

Webster, a third-team selection in 2021, will look to become only the third Husker basketball player to be a two-time Academic All-American, joining Shavon Shields (2015-16) and Beau Reid (1989-91). Webster was one of three Big Ten players recognized, including Michigan's Hunter Dickinson and Michigan State's Malik Hall.

"GOOD THINGS HAPPEN WHEN WE PLAY THROUGH DERRICK"

Fred Hoiberg understands the importance of having Derrick Walker on the floor for the Big Red, and Walker's play has been a focal point for the Huskers, especially after adjusting the offensive attack in December.

The 6-foot-9 center is enjoying his best year in 2021-22, averaging 9.2 points, 6.0 rebounds and 1.5 assists per game while shooting nearly 68 percent from the floor.

- He has 16 double-figure games, including nine in Big Ten play. His most recent one was a 10-point, seven-rebound effort at Penn State on Feb. 27.

- In seven games against ranked opponents this season, Walker is averaging 11.0 points on 65 percent shooting, 6.5 rebounds, 2.4 assists and 1.4 steals per game.

- He was a major reason why NU defeated Minnesota on Feb.9, finishing with 11 points along with team highs in both rebounds (seven) and blocked shots (two).

- In the Huskers' loss to No. 25 Illinois on Jan. 11, he finished with 14 points and seven rebounds, while helping

MOST BIG FRESHMAN HONORS

No.	Player, School	Year
12	Jared Sullinger, OSU	2010-11
7	Bryce McGowens, NEB	2021-22
	Cody Zeller, IND	2011-12
	Trey Burke, MICH	2011-12
	Noah Vonleh, IND	2013-14
	D'Angelo Russell, OSU	2014-15
	Kofi Cockburn, ILL	2019-20
	Hunter Dickinson, MICH	2020-21

WALKER MAKING BIG JUMPS

Category	Pre 2021-22*	2021-22
Games	80	29
Scoring/Gm	2.3	9.2
FG Pct.	.588	.678
FT Pct.	.379	.720
Rebounds/Gm	2.3	6.0
Blocks/Gm	0.3	0.9
Double-Figure Games	4	16
Double-Doubles	0	3

*Includes Tennessee (2017-19) and Nebraska (2020-21)

HUSKERS SIGN FOUR RECRUITS

Nebraska Men's Basketball Coach Fred Hoiberg announced the signings of Denim Dawson, Blaise Keita, Jamarques Lawrence and Ramel Lloyd Jr. to National Letters-of-Intent during the fall signing period. The four-member group is rated among the top-35 classes nationally by Rivals and 247Sports and follows up a top-20 class the Huskers signed in 2021.

Player	Pos.	Ht.	Wt.	Hometown
Denim Dawson	G/F	6-6	180	San Bernardino, Calif.
Blaise Keita	F	6-11	240	Bamako, Republic of Mali
Jamarques Lawrence	G	6-4	180	Plainfield, N.J.
Ramel Lloyd Jr.	G	6-6	190	Woodland Hills, Calif.

Denim Dawson

- Attended Southern California Academy, but enrolled at Nebraska in December of 2021.

- Three-star recruit by both Rivals and 247Sports, and he is rated just outside the top-250 recruits nationally by 247Sports.

- Averaged 16 points and five rebounds per game for Orange Lutheran High School, which reached the Division 2AA CIF-SS quarterfinals last spring.

Blaise Keita (pronounced KAY-tuh)

- He is a four-star selection by Rivals and is ranked by 247Sports as the No. 3 junior college player in the 2022 recruiting class.

- Led Coffeyville CC to a 26-3 record and the school's first national title since 1962 last spring, averaging 10.5 points, 7.8 rebounds and 1.6 blocks per game.

- Was the Jayhawk Conference Freshman of the Year and a second-team all-region pick.

- Poured in a career-high 27 points on 13-of-16 shooting, and added nine rebounds and four blocks in Coffeyville's 108-99 victory over Cowley County CC in the NJCAA title game.

Jamarques Lawrence

- Plays at Roselle Catholic, which is 15th in the Max Preps preseason Top 25.

- A three-star recruit by Rivals and 247Sports, which ranked him No. 232 nationally in the class of 2022.

- Averaged 13.6 points, 2.8 rebounds, 2.7 assists and 1.5 steals per game as a junior.

Ramel Lloyd Jr.

- Plays at Sierra Canyon High School, which is No. 1 in the Max Preps Preseason Top 25.

- Is a four-star recruit by ESPN and the No. 8 prospect in California, while being ranked in the top 150 by 247Sports.

- Averaged 16.9 points, 7.7 rebounds, and 5.1 assists per game as Sierra Canyon went 15-2 and lost in the Southern Section Open Division Finals in 2021.

- Selected Nebraska over Arkansas, Oregon, Arizona State and Georgetown.

HUSKERS IN THE PROS



NBA

Player (Years at NU).....	Current Team.....	League
Dalano Banton (2020-21).....	Toronto Raptors.....	NBA
Isaiah Roby (2017-19).....	OKC Thunder.....	NBA

Overseas

Player (Years at NU).....	Current Team.....	League
Kris Douse (2007).....	BC Mess.....	Luxembourg
Sek Henry (2007-10).....	Digon.....	France
Ryan Anderson (2007-10).....	Niagara.....	Canada
Christian Standhardinger (2010-11).....	Berangay.....	Philippines
Caleb Walker (2011-12).....	Nancy.....	France
Jorge Brian Diaz (2010-12).....	Quebradillas.....	Puerto Rico
Ray Gallegos (2010-14).....	Dorados.....	Mexico
Terran Petteway (2014-15).....	Peristeri.....	Greece
Shavon Shields (2013-16).....	Olimpia Milano.....	Italy
Andrew White III (2015-16).....	Buyukcekmece.....	Turkey
Tai Webster (2014-17).....	Zalgris.....	Lithuania
Jack McVeigh (2016-18).....	Adelaide.....	Australia
Duby Okeke (2018).....	Leones.....	Dominican Republic
Anton Gill (2017-18).....	Corsarios.....	Colombia
Evan Taylor (2017-18).....	Nuremberg.....	Germany
Glynn Watson Jr. (2016-19).....	Lavrio.....	Greece
James Palmer Jr. (2018-19).....	Stai.....	Poland
Isaac Copeland Jr. (2018-19).....	Yokohama Ex.....	Japan
Dachon Burke Jr. (2019-20).....	Pristina.....	Kosovo
Matej Kavaz (2020).....	Lleida.....	Spain
Haanif Cheatham (2020).....	Apollon.....	Cyprus
Thorir Thorbjarnarson (2018-21).....	Zwolle.....	Netherlands
Shamiel Stevenson (2021).....	Metalac.....	Siberia

HOIBERG'S HUSKER TIES

While Fred Hoiberg grew up in Ames and played his high school (Ames High School) and college basketball (Iowa State) there, he was born in Lincoln and has numerous ties to the city and to the University of Nebraska.

- Fred's father (Eric) and mother (Karen) both earned their undergraduate degrees from Nebraska in 1966. In fact, Eric earned his undergraduate degree, Master's degree, and Ph.D. in sociology from the university.
- His maternal grandfather was former Husker basketball coach Jerry Bush. Known as the "Big Bear of the Coliseum," Bush guided NU from 1955 to 1963, and directed two of the greatest upsets ever – a 43-41 victory over top-ranked Kansas and Wilt Chamberlain, and a 55-48 victory over No. 4 Kansas State and Olympian Bob Boozer during the 1957-58 campaign.
- His paternal grandfather (Otto) received his Master's Degree and Ph.D from Nebraska. He joined the faculty of the University of Nebraska in 1948, where he taught sociology and served as director of the community development program in the University of Nebraska Extension Division.
- Fred's son (Sam) is in his first season on the Husker basketball team after walking on. Fred and Sam are one of 20 father-son duos in Division I this season.

to limit Kofi Cockburn to 8-of-18 shooting.

- He turned in a strong performance at No. 10 Michigan State on Jan. 5 with 16 points on 8-of-9 shooting to match his career high in points.
- Walker tied or set a career best in scoring in three straight games during non-conference action, including 16 points on 7-of-7 shooting against Tennessee State on Nov. 23.
- He matched a school record with 15 consecutive made field goals from Nov. 21 to Nov. 27.
- Walker has three double-doubles this season, including 12 points and 13 rebounds in a career-high 50 minutes in the four OT loss at NC State. In the loss at No. 18 Auburn, he had 10 points, 10 rebounds, four assists, two blocks and two steals. Walker's most recent double-double came against No. 13 Ohio State on Jan. 2 when he had 15 points, 10 rebounds and four steals against the Buckeyes.

MCGOWENS BROTHERS REUNITED ON COURT

After a two-month hiatus, the McGowens brothers were reunited on the court on Jan. 17, and back together in the starting lineup since Jan. 29. Before the first three games of the season, the pair had not played together in a competitive environment since they were kids.

- Bryce is eighth in the Big Ten in scoring at 16.9 ppg while grabbing 5.3 rebounds per game as of Feb. 25. He ranks among the B1G leaders in scoring, free throw percentage and minutes played.
- A seven-time Big Ten Freshman of the Week, he leads all conference rookies in scoring, is second in rebounding and third in assists. He is the only Big Ten freshman averaging 10 points and five rebounds per game as of Feb. 24.
- He is the only Husker freshman in either the Big 12 (1996-97 to 2010-11) or Big Ten (2011-12 to present) eras with more than two weekly freshman honors (Shavon Shields, 2012-13).
- McGowens has reached double figures a team-high 24 times, including 10 20-point efforts. He had a season-high 29 points against Sam Houston (Nov. 12) and Rutgers (Jan. 29).
- McGowens leads the Big Ten and ranks sixth nationally in free throws made (152) as of Feb. 28. He is one of only two freshmen in the top-50 nationally in free throws made.

- He has a pair of double doubles, including a 15-point, 10-rebound effort against Northwestern on Feb. 22, and 18 points and 11 caroms against Southern on Nov. 21.
- In addition to holding the NU freshman scoring mark, he is now in the top-10 in rebounds (154, sixth), 3-pointers (38, eighth) and field goals (150, third).
- As a high schooler, he totaled 2,341 points, including 285 3-pointers and was selected for the 2021 Iverson Classic. He was also selected to the Jordan Brand Classic, but the event was not held.
- Last season, he was the Gatorade South Carolina Player of the Year, averaging 21.6 points, 4.7 rebounds and 3.1 assists per contest for Legacy Early College and Coach BJ Jackson.

Trey has been a proven performer throughout his career, as he has started 104 of 107 games at the college level for Pittsburgh and Nebraska and scored over 1,000 career points. He has started 40 of the 41 games he has played at Nebraska (all but his return against Indiana on Jan. 17). He is averaging 6.9 points, 4.1 rebounds, 1.9 assists and 1.2 steals per game.

- Trey comes off his best game of the year at Penn State with a season-high 12 points on 4-of-5 shooting, five rebounds, four assists and four steals.
- His other double-figure game came against Rutgers when he had 11 points and seven rebounds against Rutgers on Jan. 29.
- He played a solid all-around game against Minnesota on Feb. 9, as he finished with six points, seven rebounds and a season-high five assists in 34 minutes.
- Considered NU's best defender, McGowens usually is assigned to the opponent's top perimeter scorer. Against No. 11 Wisconsin on Jan. 27, he limited Johnny Davis to a season-low 13 points, including none in the first half and followed up holding Ron Harper Jr. to 1-of-9 shooting on Jan. 29. He limited Minnesota's Payton Willis to 3-of-8 shooting on Feb. 9.
- Last season, Trey averaged 10.7 points, 3.9 rebounds and 2.1 assists per game, while starting all 27 games. He reached double figures 17 times, including a season-high 20 points against No. 17 Michigan State.
- Trey has ranked among the conference leaders in steals in each of his first three seasons in college. He is one of only two active power conference players who ranked in the top five in steals in each of the past three seasons (Jamari Wheeler, PSU/OSU).
- In his final season at Pittsburgh (2019-20), he averaged 11.5 ppg, while ranking in the top 15 of the ACC in steals (fourth), assists (3.6, 10th), assist-to-turnover ratio (15th) and minutes played.
- The McGowens brothers are one of 15 brother combos on the same college roster this season.

BRYCE AT A GLANCE

Category	No.	B1G Rk.
Scoring	16.9	8th
FT Made	152	1st
FT Att	182	2nd
FT. Pct.	.835	2nd
Minutes	33.3	11th

NU FRESHMAN POINTS/GAME

No.	Player (Year)	PPG
-	Bryce McGowens (2022)	16.9
1.	Joe McCray (2005)	15.5
2.	Jerry Fort (1973)	14.5
3.	Dave Hoppen (1983)	13.9
4.	Jake Muhleisen (2002)	11.7
5.	Eric Piatkowski (1991)	10.9

NU FRESHMAN SINGLE-GAME SCORING

No.	Player	Pts.	Opponent (Date)
1.	Tyronn Lue	30	vs. Oregon (11/25/95)
2.	Bryce McGowens	29	Rutgers (1/29/22)
	Bryce McGowens	29	Sam Houston (11/12/21)
	Shavon Shields	29	at Penn State (1/19/13)
	Ryan Anderson	29	at Hawaii (12/22/06)



WORLDWIDE HUSKERS

NU's roster has had an international flavor in recent seasons and that trend will continue in 2021-21. Four Huskers hail from overseas, including Eduardo Andre (London, England), Oleg Kojenets (Kaunas, Lithuania), Lat Mayen (Adelaide, Australia) and Keisei Tominaga (Moriyama Nagoya Aichi, Japan). In three seasons under Hoiberg, NU has had players on its roster from a host of countries, including Australia, Canada, England, France, Iceland and Slovenia.

INTERNATIONAL FLAVOR

Player.....	Hometown
Eduardo Andre	London, England
Oleg Kojenets	Kaunas, Lithuania
Lat Mayen.....	Adelaide, Australia
Keisei Tominaga.....	Moriyama Nagoya Aichi, Japan

BANTON AND ROBY ON NBA ROSTERS

Nebraska had a pair of former players on opening-night NBA rosters with Isaiah Roby and Dalano Banton. The pair gives Nebraska multiple NBA players for the first time since the 2008-09 season (Tyronn Lue and Mikki Moore). In addition, Tyrone Lue is beginning his second season as the head coach of the Los Angeles Clippers.

Roby, a second-round pick in 2019, is in his second full season with the Oklahoma City Thunder after averaging 8.7 points and 5.6 rebounds per game last season. Roby played three seasons at Nebraska and helped the Huskers to a pair of postseason appearances.

Banton was a second-round pick of Toronto in 2021, becoming the Huskers' second NBA Draft pick in the last three years. Banton spent two years at NU and averaged 9.6 points per game in 2020-21 while leading the Huskers in both rebounding (5.9) and assists (3.9) per game. He became the first Husker since 1974 to lead NU in both rebounds and assists in the same season.

HUSKER INJURY UPDATE

The Huskers have a pair of scholarship players currently out with injuries. Trevor Lakes is out indefinitely because of a lingering shoulder injury and has not played since Jan. 8.

Wilhelm Breidenbach underwent season-ending leg surgery on Dec. 22 for an injury suffered in Nebraska's game against Michigan. Breidenbach, a 6-foot-10, 227-pound freshman forward from Rancho Santa Margarita, Calif., had played in each of Nebraska's first 10 games, averaging 3.7 points, 2.7 rebounds and 1.0 steals per game.

FILLING UP THE VAULT IN 2021-22

With no fans allowed in 2020-21, Nebraska missed out on the fan support which has ranked among the nation's best since opening Pinnacle Bank Arena in August of 2013. From 2013-14 to 2020-21, Nebraska annually ranked in the top 15 nationally in average attendance, averaging sellout crowds in the 15,000-seat arena.

Two years ago, the Huskers established a single-season record with an average of 15,605 fans per game despite posting a 7-25 record. That set NU's single-season record, breaking the mark of 15,569 per game set during the 2014-15 season. Nebraska was one of nine schools in the country to average 15,000+ fans per contest from 2013-14 to 2019-20, joining Kentucky, Syracuse, Louisville, North Carolina, Wisconsin, Indiana, Kansas and Creighton.

ZO TAKES THE POINT

Alonzo Verge took over the point guard duties from 2021 NBA Draft pick Dalano Banton, and Verge has provided an immediate impact, averaging 13.8 points, 4.4 rebounds, 5.1 assists and 1.6 steals per game. The 6-foot-4 guard from Chicago ranks among conference leaders in both assists (third) and steals (third) as of Feb. 28.

- He has a 1.51-to-1 assist-to-turnover ratio after posting a 1.29-to-1 ratio in his two seasons at Arizona State.
- His 5.11 assists per game would rank fifth in school history, while only three players in school history have averaged at least 5.00 assists in a season.
- Verge is one of two Big Ten players (also Minnesota's Payton Willis) with both a points/assist double-double and a points/rebound double-double.
- He played well in Friday's loss to No. 25 Iowa, finishing with a game-high 18 points, along with seven assists and four steals. His four steals tied a career high and marked the second straight game he had four steals.
- Verge posted a 22-point, four-assist, three-steal effort against Minnesota on Feb. 9. He scored 20 of his 22 points in the second half while helping NU shoot 58 percent from the floor after halftime.
- He nearly collected another double-double with 14 points and nine assists vs. No. 25 Illinois on Jan. 11.
- Verge posted his fourth double-double of the year with 16 points and a career-high 12 assists in the win over Kennesaw State on Dec. 22.
- He had 21 points, five assists, five rebounds and four steals in the loss to Kansas State on Dec. 19.
- Verge posted his second career 30-point game against Michigan on Dec. 7, as he had 31 points and eight boards. It was his first 30-point game since the 2019-20 season when he was at Arizona State.
- Verge nearly had a triple-double in the Huskers' epic game at NC State on Dec. 1 with 25 points, a career-high 11 assists and nine rebounds before fouling out in the fourth OT.
- He led NU with 18 points and 10 assists in the Huskers' win over Tennessee State on Nov. 23.
- He posted his first collegiate double-double in the opener with 26 points - the most points ever in a Husker debut - a career-high 13 rebounds and five assists.
- Verge was a combo guard during his two seasons at Arizona State, where he teamed with current Kansas guard Remy Martin in one of the highest scoring backcourts in the Pac-12.
- He averaged 14.0 points, 3.8 assists and 3.9 rebounds per game in 2020-21, ranking among the Pac-12 leaders in scoring (15th), assists (seventh), assist-to-turnover ratio (1.55-to-1, sixth), steals (1.2, 13th) and free throw percentage (.809, 13th).
- In his first season at ASU, he was the 2020 Pac-12 Sixth Man of the Year and an honorable-mention all-conference pick after averaging 14.6 points per game, 3.5 rebounds, 2.3 assists and 1.4 steals per game.
- A two-time NJCAA All-American at Moberly Area (Ill.) CC, he ranked in the top three nationally in both scoring and assists in 2018-19. He tallied 1,086 points (30.9 ppg in 35 games), but also dished out 8.2 assists per game en route to first-team accolades.

LOOKING AT ALONZO

Category	No.	BIG Rk.
Scoring	13.8	19th
Assists	5.1	3rd
Steals	1.6	3rd
FT. Pct.	.761	9th
FG Pct.	.449	13th

SINGLE-SEASON ASSISTS/GM

No.	Player (Year)	APG
1.	Brian Carr (1985)	7.90
2.	Brian Carr (1986)	6.70
3.	Cam Mack (2020)	6.39
4.	Charles Richardson Jr. (2007)	5.77
-	Alonzo Verge Jr. (2022)	5.11
5.	Brian Carr (1987)	5.03

NU GRADUATION SUCCESS RATE HITS ALL-TIME HIGH OF 95 PERCENT

Nebraska student-athletes have posted a 95 percent NCAA Graduation Success Rate (GSR), continuing the Huskers' long tradition of being a national leader in the classroom. The NCAA released its GSR scores on Dec. 2,

FINDING 20-20 VISION

Nebraska has three games this season with multiple 20-point scorers, most recently against NC State on Dec. 1. Prior to this season, NU had only three games over the last two seasons with multiple 20-point scorers.

MULTIPLE 20-POINT SCORING GAMES UNDER HOIBERG

Opponent	Date	Players
So. Florida	11/27/19	Cheatham 26; Burke 21
Indiana	12/13/19	Burke 25, Chetham 21
Michigan St.	1/2/21	Allen 23, T. McGowens 20
Western Ill.	11/9/21	Verge 26, B. McGowens 25
S. Dakota	11/27/21	Tominaga 23; B. McGowens 22
NC State	12/1/21	Verge 25, McGowens 24

SCORING PRODUCTION OFF THE BENCH

Nebraska has gotten good production from its bench in 2021-22, averaging 21.6 points per game from its reserves entering the game against No. 25 Iowa. NU has gotten a total of 19 double-digit scoring nights from its bench including a pair of 20-point efforts.

20-POINT BENCH PERFORMANCES UNDER HOIBERG

Player	Pts.	Opponent (Year)
Keisei Tominaga	23	South Dakota (2021-22)
Kobe Webster	20	Creighton (2021-22)
Kobe Webster	23	at Northwestern (2020-21)
Kobe Webster	20	Georgia Tech (2020-21)
Kevin Cross	23	Indiana (2019-20 B1G)
Dachon Burke	21	Michigan State(2019-20)

WORKING OVERTIME

- NU is 0-2 in overtime games this season and is now 63-53 all-time in overtime games.
- Of the 116 overtime games in program history, 22 games have been at least two overtimes, including a trio of 3 OT games and a pair of quadruple overtime contests.
- Nebraska's game against NC State marked the longest Big Ten game in the last decade. In fact, only three other Big Ten games had reached triple overtime dating back to the start of the 2011-12 season.

LONGEST NCAA GAMES SINCE 2011-12

Matchup	OTs	Date
Louisville at Notre Dame	5	2/9/2013
Nebraska at NC State	4	12/1/21
FIU at Eastern Michigan	4	12/11/2021

LONGEST BIG GAMES SINCE 2011-12

Matchup	OTs	Date
Nebraska at NC State	4	12/1/21
Penn State at Indiana	3	2/1/17
Illinois at Rutgers	3	2/3/16
Minnesota at Purdue	3	2/5/14

FROSH OPENER STARTERS (SINCE 1995)

Freshman	Pos.	Year
Bryce McGowens	G	2021-22
C.J. Wilcher**	G	2021-22
Yvan Ouedraogo	F	2019-20
Tai Webster	G	2013-14
Benny Parker	G	2012-13
Jorge Brian Diaz*	C	2009-10
Brandon Ubel	F	2009-10
Cookie Miller	G	2007-08
Sek Henry	G	2006-07
Ryan Anderson	G	2006-07
Marcus Walker	G	2005-06
Jake Muhleisen	G	2001-02
Brian Conklin*	F	2000-01
Cookie Belcher	G	1996-97
Tyronn Lue	G	1995-96

*-redshirt freshman; **-second-year freshman because of COVID-19

with Nebraska improving its GSR for the 11th straight year.

- The 95 percent GSR rate for all student-athletes ranks third among 14 Big Ten schools. On the national scale, Nebraska's GSR is tied for 10th out of 130 FBS institutions. The 95 percent GSR rate marks the 11th straight year Nebraska has increased its GSR.
- The Husker men's basketball program achieved a 100 percent GSR for the second straight season and was one of 13 Husker programs to post a 100 GSR in the latest rankings. NU was one of five Big Ten teams with a perfect GSR this year.

ALL IN THE FAMILY

Several members of the 2021-22 Huskers have family members who have played basketball at the college or professional levels. The list is led by former NBA players Eric Piatkowski, who spent 14 years in the NBA after scoring nearly 2,000 career points at Nebraska, and Fred Hoiberg, who played in the NBA for a decade after a standout career at Iowa State. Keisei Tominaga's father didn't play college basketball, but was a center on the Japanese national team at the 1998 FIBA World Championship and played professionally in Japan for a decade.

Player	Relative	College (Sport)
Jackson Cronin	Steve (Father)	Tufts (MBB)
Keon Edwards	Kyre (Brother)	Texas A&M-Kingsville
Sam Hoiberg	Fred (Father)	Iowa State/NBA (MBB)
	Jack (Brother)	Michigan State/UT-Arlington (MBB)
Oleg Kojenets	Aleh (Father)	UNC Wilmington
	Jurga Paliukaite (Mother)	UNC Wilmington
Trey & Bryce McGowens	Bobby McGowens (Father)	Clemson (FB)/South Carolina State (MBB/FB)
	Pam Owens (Mother)	Western Carolina (WBB)
Jace Piatkowski	Eric Piatkowski (Father)	Nebraska (MBB)
Keisei Tominaga	Hiroiyuki (Father)	Played Internationally for Japan
Alonzo Verge Jr.	Alonzo (Father)	Eastern New Mexico (MBB)
C.J. Wilcher	Sergio (Father)	Morgan State (MBB)

NBA COACHES GO BACK TO SCHOOL

Nebraska Coach Fred Hoiberg is one of nine active NCAA coaches to have coached in the NBA, as he spent three-plus seasons with the Chicago Bulls. Hoiberg's 270 regular-season NBA games rank third among the 10 former NBA coaches in the collegiate ranks.

Coach, School	NBA Head Coach, Years
John Calipari, Kentucky	New Jersey, 1996-99
Leonard Hamilton, Miami	Washington, 2000-01
Fred Hoiberg, Nebraska	Chicago, 2015-18
Lindsey Hunter, Mississippi Valley State	Phoenix, 2013
Eric Musselman, Arkansas	Golden State, 2002-04; Sacramento, 2006-07
Rick Pitino, Iona	New York, 1987-89; Boston, 1997-2001
Reggie Theus, Bethune-Cookman	Sacramento, 2007-09
Darrell Walker, Arkansas Little Rock	Toronto, 1996-98; Washington, 1999-2000
Mike Woodson, Indiana	Atlanta 2004-2010; New York, 2011-14

UP-TEMPO BASKETBALL

One trait of any Fred Hoiberg-coached team is to play at a fast pace. The Huskers have led the Big Ten in pace in each of the last two seasons, ranking 16th nationally by KenPom in 2019-20 and 35th in 2020-21. NU has been the only Big Ten team to rank in the top-50 nationally in each of the past two seasons.

In seven full seasons as a college head coach (five at Iowa State and two at NU), Hoiberg's teams have ranked in the top-50 in tempo five times, including three times in the top-20. Prior to Hoiberg's arrival, the last time a Husker team was in the top-100 nationally in tempo according to KenPom was in 1999-2000 under Danny Nee.

Year	Hoiberg-Coached Team	Big Ten Leader
2010-11	Iowa State (34th)	Iowa (100th)
2011-12	Iowa State (128th)	Iowa (70th)
2012-13	Iowa State (30th)	Iowa (95th)
2013-14	Iowa State (12th)	Iowa (29th)
2014-15	Iowa State (10th)	Minnesota (47th)
2019-20	Nebraska (16th)	Nebraska
2020-21	Nebraska (35th)	Nebraska
2021-22	Nebraska (14th)	Nebraska

HUSKER RECRUITING CLASS SEEING STARS

The Huskers brought one of the nation's top recruiting classes to campus this fall. The class is ranked as high as 13th by ESPN as well as 18th by 247Sports and 21st by Rivals and is the third-highest ranked class in the Big Ten.

Nebraska's five additions were headlined by five-star Bryce McGowens and four-star recruit Wilhelm Breidenbach, both of whom were top-100 recruits. McGowens was a consensus top-25 recruit who played in the Iverson Classic and was selected to the Jordan Brand team. NU rounded out the class with junior college All-American Keisei Tominaga and freshmen Oleg Kojenets and Quaran McPherson.

NEBRASKA HEAD COACH FRED HOIBERG

NEBRASKA (2019-PRESENT)

- Hired as Nebraska's 28th men's basketball coach on March 30, 2019, a position his grandfather (Jerry Bush) held for nine seasons from 1954 to 1963.
- Brought in the highest-ranked recruiting class in school history, as his 2021 class was ranked 13th nationally by ESPN.com

CHICAGO BULLS (2015-18)

- Coached the Chicago Bulls for three-plus seasons, posting a 115-155 record.
- Became just the fifth coach in franchise history to post a winning record in his debut season.
- Took the Bulls to the 2017 NBA Playoffs where they won the first two games against the top-seeded Boston Celtics, as the Bulls were the first No. 8 seed to take a 2-0 lead against a No. 1 seed since 1993.
- Was the fifth coach in NBA history to have each of his first two career playoff victories come on the road.

IOWA STATE (2010-15)

- Served as head coach at his alma mater for five seasons, posting a 115-56 record, which is the top winning percentage in school history (.673).
- Led the Cyclones to four straight NCAA Tournament appearances - a program record - while his 115 wins were the most in a five-year stretch in school history.
- Guided Iowa State to back-to-back Big 12 Tournament titles in 2014 and 2015.
- Produced four All-Americans, 12 All-Big 12 honorees and 10 players who played in the NBA.
- Named Big 12 Coach of the Year in 2012, as the Cyclones went from three conference wins to 12 in one season.
- Won 28 games and reached the NCAA Sweet 16 in 2014.
- Led the Big 12 in scoring offense in two of his last four seasons and topped the conference in 3-pointers four times in five years.

MINNESOTA TIMBERWOLVES (2005-10)

- Served as Vice President of Basketball Operations in 2009-10, overseeing the day-to-day operations of basketball programs including college and pro scouting, salary cap management and NBA Draft preparations.
- Was the Assistant General Manager for three seasons, helping the Timberwolves orchestrate a draft-day trade for five-time all-star Kevin Love in 2008.

AS AN NBA PLAYER (1995-2005)

- Spent 10 years in the NBA with the Indiana Pacers (four seasons), Chicago Bulls (four seasons) and Minnesota Timberwolves (two seasons) after being selected in the second round of the 1995 NBA Draft.
- Was a member of three NBA Playoff Teams, including a Timberwolves team that reached the 2004 Western Conference Finals.
- Shot 40 percent from 3-point range during his career and led the NBA in 3-point shooting in his final season (48.3, 2004-05).
- Ended his NBA career abruptly at the age of 33 after undergoing open-heart surgery to repair an aneurysm in his aortic root.

AS A PLAYER AT IOWA STATE (1991-95)

- Started all four seasons at Iowa State, averaging 15.8 points, 6.9 rebounds, 2.8 assists and 1.6 steals per game in his collegiate career.
- His No. 32 was retired by Iowa State in 1997 and Hoiberg is a member of the Iowa State Hall of Fame.
- Garnered third-team All-America honors as a senior in 1994-95, averaging 19.9 points per game to help the Cyclones win a then-school-record 23 games and was named Big Eight Co-Male Athlete of the Year in 1995.
- Two-time Academic All-American who was inducted into the CoSIDA Academic Hall of Fame in 2016.



FRED HOIBERG'S COLLEGIATE COACHING RECORD

Year	School	Overall Record	Pct.	Conf. Record	Pct	Conf. Finish	Postseason
2010-11	Iowa State	16-16	.500	3-13	.188	12th	None
2011-12	Iowa State	23-11	.676	12-6	.677	T-3rd	NCAA Third Round
2012-13	Iowa State	23-12	.657	11-7	.611	T-4th	NCAA Third Round
2013-14	Iowa State	28-8	.778	11-7	.611	T-3rd	NCAA Sweet 16
2014-15	Iowa State	25-9	.735	12-6	.677	T-2nd	NCAA Second Round
2019-20	Nebraska	7-25	.219	2-18	.100	14th	None
2020-21	Nebraska	7-20	.259	3-16	.158	14th	None
2021-22	Nebraska	8-21	.276	2-16	.111	-	-
Totals		137-122	.529	56-89	.386		

NEBRASKA BASKETBALL RADIO/TV ROSTER



0 | C.J. WILCHER
Fr. | G | 6-5 | 221
Plainfield, N.J.



1 | ALONZO VERGE JR.
Sr. | G | 6-3 | 164
Chicago, Ill.



2 | TREY MCGOWENS
Jr. | G | 6-4 | 196
Pendleton, S.C.



3 | QUARAN MCPHERSON
Fr. | G | 6-3 | 199
Queens, N.Y.



4 | JACKSON CRONIN
Fr. | G | 6-1 | 187
Great Neck, N.Y.



5 | BRYCE MCGOWENS
Fr. | G | 6-7 | 179
Pendleton, S.C.



10 | KOBE WEBSTER
Sr. | G | 6-0 | 176
Indianapolis, Ind.



11 | LAT MAYEN
Jr. | F | 6-9 | 217
Adelaide, Australia



12 | SAM HOIBERG
Fr. | G | 6-0 | 183
Lincoln, Neb.




13 | DERRICK WALKER JR.
Jr. | F | 6-9 | 239
Kansas City, Mo.



14 | TREVOR LAKES
Sr. | F | 6-8 | 220
Lebanon, Ind.




15 | CHRIS MCGRAW
So. | G | 6-0 | 176
Columbus, Ohio



21 | JACE PIATKOWSKI
RFr. | G | 6-3 | 177
Omaha, Neb.



23 | KEON EDWARDS
Fr. | G | 6-7 | 204
Houston, Texas




24 | DENIM DAWSON
Fr. | G/F | 6-6 | 185
San Bernardino, Calif.



30 | KEISEI TOMINAGA
So. | G | 6-2 | 178
Moriyama Nagoya
Aichi, Japan



32 | WILHELM BREIDENBACH
Fr. | F | 6-10 | 227
Rancho Santa Margarita, Calif.



33 | OLEG KOJENETS
Fr. | F | 7-0 | 223
Kaunas, Lithuania



35 | EDUARDO ANDRE
Fr. | F | 6-11 | 236
London, England



FRED HOIBERG
Head Coach



MATT ABDELMASSIH
Assistant Coach



ARMON GATES
Assistant Coach



NATE LOENSER
Assistant Coach



DOC SADLER
Special Assistant to
the Head Coach



LUCA VIRGILIO
Director of Basketball
Operations



KURT JOSEPH
Director of Men's
Basketball Strength &
Conditioning



MATT HOLT
Video Coordinator



BUZZY CARUTHERS
Director of Player
Development



R.J. PIETIG
Athletic Trainer



PAT NORRIS
Equipment Manager



SHERYL BURBACH
Assistant Director of
Basketball Operations



ATHAN KATSANTONIS
Recruiting
Coordinator



KEENAN HOLDMAN
Graduate Manager

THE LAST TIME...

Nebraska Team

Ranked in the top 5 (AP Poll) Never Happened
 Ranked in the top 10 (AP Poll) March 1, 1966
 Ranked in the top 20 (AP Poll) Jan. 2, 1995
 Ranked in the top 25 (AP Poll) Dec. 31, 2018 (No. 24)
 Ranked in the top 25 (USA Today Coaches Poll) Dec. 31, 2018 (No. 23)

Played AP Poll No. 1 ranked team lost at No. 1 Indiana (47-76), 2/13/2013
 Defeated AP Poll No. 1 ranked team at No. 1 Missouri (67-51), 2/6/1982
 Played AP Poll No. 2 ranked team lost at No. 2 Michigan (47-62), 1/9/13
 Defeated AP Poll No. 2 ranked team vs. No. 2 Oklahoma State (85-69), 2/5/1992
 Played Team Ranked 1-5 by AP lost at No. 5 Iowa (64-102), 3/4/2021
 Defeated Team Ranked 1-5 by AP vs. No. 3 Texas (70-67), 2/19/2011
 Played Team Ranked 6-10 by AP lost to No. 7 Purdue (65-93), 1/14/2022
 Defeated Team Ranked 6-10 by AP vs. No. 9 Wisconsin (77-68), 3/9/2014
 Defeated Team Ranked 11-25 by AP vs. No. 21 Maryland (68-61), 3/14/2019
 Defeated Team Ranked 1-10 by AP on Road at No. 9 Michigan State (60-51), 2/16/2014
 Defeated Ranked Team by AP on Road vs. No. 25 Indiana (66-51), 1/14/2019

Scored 100 or more points 100; at NC State, 12/1/2021
 Scored 90 or more points 93 at Penn State, 2/27/2022
 Scored 80 or more points 93 at Penn State, 2/27/2022
 Scored less than 50 points 48; vs. Wisconsin, 2/10/2021
 Scored less than 40 points 38; at Oregon, 12/15/2012
 Shot 75% from the field 750, vs. Nebraska-Omaha (42-56), 1/25/1988 \$
 Shot 70% from the field 723; vs. UNC Wilmington (34-47), 12/5/1997
 Shot 60% from the field 628; vs. Northwestern (27-43), 2/3/2015

Made 50 or more free throws Never Happened
 Made 40 or more free throws 43, vs. Texas (43-59), 1/3/1996 - \$
 Made 30 or more free throws 37; vs. UTSA (37-50), 12/20/2017
 Made 25 or more free throws 25; vs. Maryland (25-31), 2/18/2022
 Attempted 60 or more free throws 60, vs. Kansas State (36-60), 1/11/1954 - \$
 Attempted 50 or more free throws 50, vs. UTSA (37-50), 12/20/2017
 Attempted 40 or more free throws 50, vs. UTSA (37-50), 12/20/2017
 Attempted 30 or more free throws 31; vs. Maryland (25-31), 2/18/2022
 Shot 100% from the foul line (min 10 att.) 1.000; at Penn State (16-16), 1/19/2013
 Shot 95% from the foul line (min 10 att.) 1.000; at Penn State (16-16), 1/19/2013
 Shot 90% from the foul line (min 10 att.) 913; vs. Oklahoma State (21-23), 12/16/2018

Made 20 or more 3-pointers Never Happened
 Made 15 or more 3-pointers 15; vs. Kennesaw State (15-29), 12/22/2021
 Made 10 or more 3-pointers 13; at Penn State (13-20), 2/27/2022
 Made 0 3-pointers 0; vs. Jacksonville State (0-5), 12/18/2012
 Held Opponent to 0 3-pointers 0; Southeastern Louisiana, 11/22/2015
 Attempted 40 or more 3-pointers 41; vs. Nevada (9-41), 11/26/2020 \$
 Attempted 30 or more 3-pointers 35; vs. Michigan (5-35), 12/7/2021
 Attempted 20 or more 3-pointers 20; at Penn State (13-20), 2/27/2022
 Shot 75% from 3-point range (min. 10 att.) 750, vs. UT-Pan American (9-12), 12/2/2009 - \$
 Shot 60% from 3-point range (min. 10 att.) 650; at Penn State (13-20), 2/27/22
 Shot 50% from 3-point range (min. 10 att.) 650; at Penn State (13-20), 2/27/22
 Shot 50% from 3-point range (min. 20 att.) 650; at Penn State (13-20), 2/27/22

Had 60 or more rebounds 60; vs. Oral Roberts, 12/22/1999
 Had 50 or more rebounds 51; vs. NC State, 12/1/2021

Had 30 or more assists 35, vs. Northeastern Illinois, 12/21/1994
 Had 25 or more assists 25; vs. Doane, 12/17/2020
 Had 20 or more assists 20; vs. Kennesaw State, 12/22/2021
 Had 15 or more assists 20; vs. Kennesaw State, 12/22/2021

Had 20 or more steals 23, vs. Texas Tech, 3/4/1999 - \$
 Had 15 or more steals 16, vs. McNeese State, 11/28/2020
 Had 10 or more steals 12; vs. Minnesota, 2/9/2022

Had 15 or more blocked shots 15, vs. Coppin State, Dec. 6, 1996 - \$
 Had 10 or more blocked shots 14; at Northwestern, 1/2/2018

Had 30 or more turnovers 31, at Creighton, 12/11/2005
 Had 20 or more turnovers 20; vs. Auburn, 3/11/2021
 Had 5 or less turnovers 5; vs. Purdue, 2/23/2019

Nebraska Player...

Had 20 or more points: 25; Bryce McGowens at Penn State, 2/27/2022
 Had 25 or more points: 25; Bryce McGowens at Penn State, 2/27/2022
 Had 30 or more points: 31; Alonzo Verge Jr. vs. Michigan, 12/7/2021
 Had 40 or more points: 41; Teddy Allen vs. Penn State, 2/23/2021
 Had 20 or more points in a half: 20; Lat Mayen vs. Rutgers (1st), 3/1/2021

Had No Player in Double Figures: vs. Ohio State, 1/21/2012
 Had Five Players with 10 or more points at Penn State, 2/27/2022
 Bryce McGowens (25); Alonzo Verge Jr. (15); Lat Mayen (13); Trey McGowens (12); Derrick Walker (10)

Had Six Players with 10 or more points vs. McNeese State, 11/25/2020
 Teddy Allen (14); Trey McGowens (14); Shamiel Stevenson (14) Dalano Banton;
 Kobe Webster (13); Lat Mayen (13)

Two Huskers with 20 or more points, same game: at NC State, 12/1/2021
 Alonzo Verge Jr. (25), Bryce McGowens (24)

Two Huskers with 25 or more points, same game: vs. Western Illinois, 11/9/21
 Alonzo Verge Jr. (26), Bryce McGowens (25)

Three Huskers with 20 or more points, same game: Iowa, 3/10/2019
 James Palmer Jr. (30), Glynn Watson Jr. (23), Isaiah Roby (23)

Two Huskers with 30 or more points, same game: vs. Oregon, 11/25/1995
 Tyronn Lue (30) & Jaron Boone (30) - only time in school history

Had 10 or more rebounds: 10; Derrick Walker and Bryce McGowens at Northwestern, 2/22/2022

Had 15 or more rebounds: 19; Yvan Ouedraogo vs. Northwestern, 3/1/2020

Had 20 or more rebounds: 21, Kimani Ffriend vs. Oral Roberts, 12/22/1999

Had 25 or more rebounds: 26, Bill Johnson vs. Iowa State, 1/4/1954 - \$

Two Huskers with 10 or more rebounds, same game: at Northwestern, 2/22/2022
 (Derrick Walker-10; Bryce McGowens-10)

Three Huskers with 10 or more rebounds, same game: vs. Texas Tech, 1/19/2000
 (Steffon Bradford 16; Kimani Ffriend 12; Louis Truscott 11)

Had 5 or more 3-pointers: 5; Keisei Tominaga at NC State (5-11), 12/1/2021

Had 6 or more 3-pointers: 7; Kobe Webster at Northwestern (7-12), 3/7/2021

Had 7 or more 3-pointers: 7; Kobe Webster at Northwestern (7-12), 3/7/2021

Had 8 or more 3-pointers: 8; Cary Cochran, vs. Baylor (8-13), 2/27/2002 - \$

Had 5 or more assists: 5; Alonzo Verge Jr. at Penn State, 2/27/2022

Had 10 or more assists: 12; Alonzo Verge Jr. vs. Kennesaw State, 12/22/2021

Had 15 or more assists: 15; Charles Richardson vs. Rutgers, 12/2/2006

Had 18 or more assists: 18; Brian Carr, at Evansville, 1/3/1985 - \$

Had 5 or more blocked shots: 5; Isaiah Roby vs. Northwestern, 2/16/2019

Had 6 or more blocked shots: 6; Isaiah Roby vs. Eastern Illinois, 11/11/2017

Had 7 or more blocked shots: 7; John Turek vs. Colorado, 3/2/2005

Had 9 or more blocked shots: 9; Mikki Moore vs. Coppin State, 12/6/1996 - \$

Had 10 or more blocked shots: Never Happened

Had 5 or more steals: 5; Wilhelm Breidenbach vs. South Dakota, 11/27/2021

Had 6 or more steals: 6; Glynn Watson Jr. vs. Long Beach State, 11/26/2017

Had 7 or more steals: 7; Brandon Richardson at Ohio State, 1/3/2012

Had 8 or more steals: 8, Cookie Belcher vs. Oklahoma St., 2/7/2001 - \$

Had 10 or more steals: Never Happened

Had Triple-Double (Points/Rebounds/Assists):
 10; Dalano Banton vs. Doane, 12/17/2020, 13/11/10

Had Two Players with Double-Doubles:
 Derrick Walker (12 pt./13 reb.) and Alonzo Verge Jr. (25 pt./11 ast.) at NC State, 12/1/21

Had Double-Double (Points/Assists): Alonzo Verge Jr. at NC State (25/11), 12/1/2021

Had Double-Double (Points/Rebounds): Bryce McGowens vs. Ohio State (15/10), 2/22/2022

Had Double-Double (Points/Steals): Never Happened

Had Double-Double (Points/Blocks): Never Happened

\$ - School Record - #- Tied School record
 As of 2/28/2022

2021-22 GAME BY GAME

Team	FG-FGA	Pct.	3FG-3FGA	Pct.	FT-FTA	Pct.	O-D	Reb.	PF	A	TO	B	S	Pts.	W/L
Western Illinois at Nebraska	30-77 23-59	.390 .390	9-33 5-20	.273 .250	6-14 23-31	.429 .742	23-34 7-30	57 37	25 18	11 6	18 12	1 3	7 8	75 74	L
Sam Houston at Nebraska	24-64 22-54	.375 .407	9-30 4-22	.300 .182	8-16 26-36	.500 .722	16-29 10-30	45 40	30 16	10 10	18 11	1 6	4 8	65 74	W
Creighton at Nebraska	28-60 26-70	.467 .371	10-23 10-26	.435 .385	11-20 7-9	.550 .778	13-37 9-27	50 36	14 18	16 15	16 7	7 5	5 9	77 69	L
Idaho State at Nebraska	20-51 31-57	.392 .544	12-37 8-23	.324 .348	8-14 8-11	.571 .727	10-21 6-25	31 31	14 18	11 18	15 8	2 1	5 8	60 78	W
Southern at Nebraska	22-65 27-51	.338 .529	6-21 4-23	.286 .174	9-10 24-30	.900 .800	8-22 3-35	30 38	23 18	12 18	16 15	1 3	5 4	59 82	W
Tennessee State at Nebraska	26-64 28-53	.406 .528	13-33 6-25	.394 .240	8-15 17-27	.533 .630	12-25 6-29	37 35	21 13	15 18	13 10	2 2	3 6	73 79	W
South Dakota at Nebraska	25-59 28-61	.424 .459	12-25 9-23	.480 .391	8-16 18-26	.500 .692	13-27 9-26	40 35	21 16	16 18	18 10	1 4	8 10	70 83	W
at NC State Nebraska	33-90 40-96	.367 .417	6-35 9-37	.171 .243	32-43 11-15	.744 .733	25-45 14-35	70 49	19 29	12 18	20 16	11 4	9 11	104 100	L (4OT)
at Indiana Nebraska	23-57 23-61	.404 .377	8-22 5-22	.364 .227	14-17 4-5	.824 .800	8-33 5-27	41 32	12 18	10 9	15 14	5 1	7 9	68 55	L
Michigan at Nebraska	39-76 32-72	.513 .319	15-32 5-35	.469 .143	9-12 16-21	.750 .762	15-39 14-24	54 38	18 15	25 6	12 9	2 3	7 4	102 67	L
vs. No. 18 Auburn Nebraska	39-76 23-54	.513 .426	14-31 7-22	.452 .318	7-11 15-17	.636 .882	12-24 9-24	36 33	15 14	26 12	8 20	3 5	16 6	99 68	L
Kansas State at Nebraska	23-59 19-58	.390 .328	6-26 5-28	.231 .179	15-18 15-22	.833 .682	10-34 9-27	44 36	20 15	12 9	19 17	3 3	9 12	67 58	L
Kennesaw State at Nebraska	26-63 30-57	.413 .526	7-26 15-29	.269 .517	15-19 13-21	.789 .619	11-31 3-28	42 31	21 21	8 20	21 17	0 5	7 10	74 88	W
No. 13 Ohio State at Nebraska	30-63 27-65	.476 .415	16-34 8-23	.471 .348	11-14 17-23	.786 .739	13-29 11-23	42 34	19 16	17 13	16 8	5 0	4 9	87 79	L (OT)
at No. 10 Michigan State Nebraska	29-56 27-60	.518 .450	8-17 7-23	.471 .304	13-19 6-11	.684 .545	11-29 6-21	40 27	12 15	18 15	19 15	5 1	13 12	79 67	L
at Rutgers Nebraska	35-60 26-53	.583 .491	10-18 6-18	.556 .333	13-14 7-12	.929 .583	9-28 4-17	37 21	17 18	23 12	13 14	1 3	9 5	93 65	L
No. 25 Illinois Nebraska	31-66 27-59	.470 .458	7-19 6-12	.368 .500	12-19 11-14	.632 .786	15-27 6-25	42 31	15 15	13 13	9 11	8 2	6 4	81 71	L
at No. 7 Purdue Nebraska	32-65 26-57	.491 .456	9-29 8-19	.310 .421	19-27 5-13	.704 .385	14-27 8-23	41 31	16 21	19 14	10 17	5 1	7 6	92 65	L
Indiana at Nebraska	27-50 24-51	.540 .471	4-13 6-17	.308 .353	20-28 17-21	.714 .810	9-21 7-17	30 24	22 10	10 11	14 13	2 0	7 8	78 71	L
No. 11 Wisconsin at Nebraska	25-68 22-55	.362 .400	10-22 7-20	.455 .350	13-18 14-17	.722 .824	13-34 2-32	47 34	18 16	12 10	10 13	2 2	7 5	73 65	L
Rutgers at Nebraska	23-60 17-58	.383 .293	3-19 6-20	.158 .300	14-17 21-29	.824 .724	8-31 13-31	39 44	21 18	10 9	11 15	10 6	10 4	63 61	L
at Michigan Nebraska	28-60 30-59	.467 .508	2-15 7-18	.133 .389	27-33 12-15	.818 .800	12-27 4-20	49 24	17 22	14 9	11 11	2 2	5 6	85 79	L
Northwestern at Nebraska	32-66 23-51	.485 .451	13-13 7-18	.419 .389	10-12 10-19	.833 .526	9-30 4-26	39 30	18 14	14 13	11 15	4 4	11 4	87 63	L
Minnesota at Nebraska	22-56 28-58	.393 .483	7-21 7-18	.333 .389	14-17 15-28	.824 .536	8-29 8-26	37 34	19 15	7 10	18 11	4 4	4 12	65 78	W
at Iowa Nebraska	39-76 27-62	.513 .435	10-28 7-25	.357 .280	10-12 14-16	.833 .875	10-31 6-29	41 35	16 16	19 18	9 15	4 2	10 5	98 75	L
Maryland at Nebraska	31-59 22-55	.525 .400	4-19 5-17	.211 .294	24-33 25-31	.727 .806	8-25 11-23	33 34	24 22	13 10	4 12	2 2	9 1	90 74	L
at Northwestern Nebraska	30-60 24-58	.500 .414	13-32 7-24	.406 .292	4-6 10-12	.667 .833	7-24 11-24	31 35	14 10	20 16	12 15	5 3	10 9	77 65	L
No. 25 Iowa at Nebraska	31-62 29-56	.500 .518	9-22 8-18	.409 .444	17-24 12-15	.708 .800	12-23 6-23	35 29	13 20	12 14	10 10	4 4	1 5	88 78	L
at Penn State Nebraska	27-58 32-55	.466 .582	9-26 13-20	.346 .650	7-10 16-19	.700 .824	6-16 10-25	22 34	16 14	14 14	12 15	2 1	10 8	70 93	W

2021-22 SUPERLATIVES

2021-22 NEBRASKA TEAM GAME HIGHS

POINTS	100	at NC State (12/01/21)
	93	at Penn St. (02/27/22)
	88	KENNESAW ST. (12/22/21)
FIELD GOALS MADE	40	at NC State (12/01/21)
	32	at Penn St. (02/27/22)
FIELD GOAL ATTEMPTS	96	at NC State (12/01/21)
	72	MICHIGAN (12/07/21)
FIELD GOAL PERCENTAGE	.582 (32-55)	at Penn St. (02/27/22)
	.544 (31-57)	IDAHO ST. (11/19/21)
3 PT FIELD GOALS MADE	15	KENNESAW ST. (12/22/21)
	13	at Penn St. (02/27/22)
3 PT FG ATTEMPTS	37	at NC State (12/01/21)
	35	MICHIGAN (12/07/21)
3 PT FG PERCENTAGE	.650 (13-20)	at Penn St. (02/27/22)
	.517 (15-29)	KENNESAW ST. (12/22/21)
FREE THROWS MADE	26	SAM HOUSTON (11/12/21)
	25	MARYLAND (02/18/22)
FREE THROW ATTEMPTS	36	SAM HOUSTON (11/12/21)
	31	MARYLAND (02/18/22)
	31	WESTERN ILL. (11/09/21)
FREE THROW PERCENTAGE	.882 (15-17)	vs Auburn (12/11/21)
	.875 (14-16)	at Iowa (02/13/22)
REBOUNDS	49	at NC State (12/01/21)
	44	RUTGERS (01/29/22)
ASSISTS	20	KENNESAW ST. (12/22/21)
	18	Six Times
STEALS	12	MINNESOTA (02/09/22)
	12	at Michigan St. (1/5/2022)
	12	KANSAS ST. (12/19/21)
BLOCKED SHOTS	6	RUTGERS (01/29/22)
	6	SAM HOUSTON (11/12/21)
TURNOVERS	20	vs Auburn (12/11/21)
	17	Three Times
FOULS	29	at NC State (12/01/21)
	22	MARYLAND (02/18/22)
	22	at Michigan (02/01/22)

2021-22 OPPONENT TEAM GAME HIGHS

POINTS	104	at NC State (12/01/21)
	102	MICHIGAN (12/07/21)
	99	vs Auburn (12/11/21)
FIELD GOALS MADE	39	at Iowa (02/13/22)
	39	vs Auburn (12/11/21)
	39	MICHIGAN (12/07/21)
FIELD GOAL ATTEMPTS	90	at NC State (12/01/21)
	77	WESTERN ILL. (11/09/21)
FIELD GOAL PERCENTAGE	.583 (35-60)	at Rutgers (01/08/22)
	.540 (27-50)	INDIANA (01/17/22)
3 PT FIELD GOALS MADE	16	OHIO ST. (1/2/2022)
	15	MICHIGAN (12/07/21)
3 PT FG ATTEMPTS	37	IDAHO ST. (11/19/21)
	35	at NC State (12/01/21)
3 PT FG PERCENTAGE	.556 (10-18)	at Rutgers (01/08/22)
	.480 (12-25)	SOUTH DAKOTA (11/27/21)
FREE THROWS MADE	32	at NC State (12/01/21)
	27	at Michigan (02/01/22)
FREE THROW ATTEMPTS	43	at NC State (12/01/21)
	33	MARYLAND (02/18/22)
	33	at Michigan (02/01/22)
FREE THROW PERCENTAGE	.929 (13-14)	at Rutgers (01/08/22)
	.900 (9-10)	SOUTHERN U. (11/21/21)
REBOUNDS	70	at NC State (12/01/21)
	57	WESTERN ILL. (11/09/21)
ASSISTS	26	vs Auburn (12/11/21)
	25	MICHIGAN (12/07/21)
STEALS	16	vs Auburn (12/11/21)
	13	at Michigan St. (1/5/2022)
BLOCKED SHOTS	11	at NC State (12/01/21)
	10	RUTGERS (01/29/22)
TURNOVERS	21	KENNESAW ST. (12/22/21)
	20	at NC State (12/01/21)
FOULS	30	SAM HOUSTON (11/12/21)
	25	WESTERN ILL. (11/09/21)

2021-22 NEBRASKA TEAM GAME LOWS

POINTS	55	at Indiana (12/04/21)
	58	KANSAS ST. (12/19/21)
FIELD GOALS MADE	17	RUTGERS (01/29/22)
	19	KANSAS ST. (12/19/21)
FIELD GOAL ATTEMPTS	51	SOUTHERN U. (11/21/21)
	51	INDIANA (01/17/22)
	51	NORTHWESTERN (02/05/22)
FIELD GOAL PERCENTAGE	.293 (17-58)	RUTGERS (01/29/22)
	.319 (23-72)	MICHIGAN (12/07/21)
3 PT FIELD GOALS MADE	4	SAM HOUSTON (11/12/21)
	4	SOUTHERN U. (11/21/21)
3 PT FG ATTEMPTS	12	ILLINOIS (01/11/22)
	17	INDIANA (01/17/22)
	17	MARYLAND (02/18/22)
3 PT FG PERCENTAGE	.143 (5-35)	MICHIGAN (12/07/21)
	.174 (4-23)	SOUTHERN U. (11/21/21)
FREE THROWS MADE	4	at Indiana (12/04/21)
	5	at Purdue (01/14/22)
FREE THROW ATTEMPTS	5	at Indiana (12/04/21)
	9	CREIGHTON (11/16/21)
FREE THROW PERCENTAGE	.385 (5-13)	at Purdue (01/14/22)
	.526 (10-19)	NORTHWESTERN (02/05/22)
REBOUNDS	21	at Rutgers (01/08/22)
	24	INDIANA (01/17/22)
	24	at Michigan (02/01/22)
ASSISTS	6	WESTERN ILL. (11/09/21)
	6	MICHIGAN (12/07/21)
STEALS	1	MARYLAND (02/18/22)
	4	Five Times
BLOCKED SHOTS	0	OHIO ST. (1/2/2022)
	0	INDIANA (01/17/22)
TURNOVERS	7	CREIGHTON (11/16/21)
FOULS	10	at Northwestern (02/22/22)
	13	TENNESSEE ST. (11/23/21)

2021-22 OPPONENT TEAM GAME LOWS

POINTS	59	SOUTHERN U. (11/21/21)
	60	IDAHO ST. (11/19/21)
	63	RUTGERS (01/29/22)
FIELD GOALS MADE	20	IDAHO ST. (11/19/21)
	22	SOUTHERN U. (11/21/21)
	22	MINNESOTA (02/09/22)
FIELD GOAL ATTEMPTS	50	INDIANA (01/17/22)
	51	IDAHO ST. (11/19/21)
FIELD GOAL PERCENTAGE	.338 (22-65)	SOUTHERN U. (11/21/21)
	.367 (33-90)	at NC State (12/01/21)
3 PT FIELD GOALS MADE	2	at Michigan (02/01/22)
	3	RUTGERS (01/29/22)
3 PT FG ATTEMPTS	13	INDIANA (01/17/22)
	15	at Michigan (02/01/22)
3 PT FG PERCENTAGE	.133 (2-15)	at Michigan (02/01/22)
	.158 (3-19)	RUTGERS (01/29/22)
FREE THROWS MADE	4	at Northwestern (02/22/22)
	6	WESTERN ILL. (11/09/21)
FREE THROW ATTEMPTS	6	at Northwestern (02/22/22)
	10	SOUTHERN U. (11/21/21)
	10	at Penn St. (02/27/22)
FREE THROW PERCENTAGE	.429 (6-14)	WESTERN ILL. (11/09/21)
	.500 (8-16)	SAM HOUSTON (11/12/21)
	.500 (8-16)	SOUTH DAKOTA (11/27/21)
REBOUNDS	22	at Penn St. (02/27/22)
	30	SOUTHERN U. (11/21/21)
	30	INDIANA (01/17/22)
ASSISTS	7	MINNESOTA (02/09/22)
	8	KENNESAW ST. (12/22/21)
STEALS	1	IOWA (02/25/22)
	3	TENNESSEE ST. (11/23/21)
BLOCKED SHOTS	0	KENNESAW ST. (12/22/21)
TURNOVERS	4	MARYLAND (02/18/22)
	8	vs Auburn (12/11/21)
FOULS	12	at Indiana (12/04/21)
	12	at Michigan St. (1/5/2022)

2021-22 SUPERLATIVES

WON/LOSS MARGIN

	1	2	3	4	5	6	7	8	9	10	11	12	13	14	15	16	17	18	19	20	+20
Husker Wins	0	0	0	0	0	1	0	0	1	0	0	0	2	1	0	0	0	1	0	0	2
Husker Losses	1	1	0	1	0	1	1	3	1	2	0	2	1	0	0	1	0	0	0	0	6

2021-22 INDIVIDUAL GAME HIGHS

Points	31	Alonzo Verge Jr. vs Michigan (12/07/21)
	29	Bryce McGowens vs Rutgers (01/29/22)
	29	Bryce McGowens vs Sam Houston (11/12/21)
	26	Alonzo Verge Jr. vs Western Ill. (11/09/21)
Field Goals Made	12	Alonzo Verge Jr. vs Michigan (12/07/21)
	11	Alonzo Verge Jr. at NC State (12/01/21)
Field Goal Att.	23	Bryce McGowens at NC State (12/01/21)
	22	Alonzo Verge Jr. at NC State (12/01/21)
FG Pct (min 5 made)	1.000 (7-7)	Walker, Derrick vs Tennessee St. (11/23/21)
	1.000 (5-5)	Walker, Derrick vs Idaho St. (11/19/21)
3-Point FG Made	5	Tominaga, Keisei at NC State (12/01/21)
	5	Tominaga, Keisei vs South Dakota (11/27/21)
3-Point FG Att.	11	Tominaga, Keisei vs Michigan (12/07/21)
	11	Tominaga, Keisei at NC State (12/01/21)
3-Pt FG Pct (min 2 made)	1.000 (3-3)	C.J. Wilcher at Penn St. (02/27/22)
	1.000 (2-2)	Alonzo Verge Jr. at Penn St. (02/27/22)
	1.000 (2-2)	Mayen, Lat vs Illinois (01/11/22)
Free Throws Made	14	Bryce McGowens vs Maryland (02/18/22)
	14	Bryce McGowens vs Rutgers (01/29/22)
Free Throw Att.	18	Bryce McGowens vs Rutgers (01/29/22)
	15	Bryce McGowens vs Maryland (02/18/22)
FT Pct (min 3 made)	1.000 (10-10)	Bryce McGowens vs Southern U. (11/21/21)
	1.000 (6-6)	Bryce McGowens at Penn St. (02/27/22)
	1.000 (6-6)	Bryce McGowens vs Wisconsin (01/27/22)
	1.000 (6-6)	Bryce McGowens at Rutgers (01/08/22)
	1.000 (6-6)	Alonzo Verge Jr. vs Michigan (12/07/21)
	1.000 (6-6)	Alonzo Verge Jr. vs Southern U. (11/21/21)
Rebounds	13	Walker, Derrick at NC State (12/01/21)
	13	Alonzo Verge Jr. vs Western Ill. (11/09/21)
Assists	12	Alonzo Verge Jr. vs Kennesaw St. (12/22/21)
	11	Alonzo Verge Jr. at NC State (12/01/21)
Steals	5	Breidenbach, Wilhelm vs South Dakota (11/27/21)
	4	Trey McGowens at Penn St. (02/27/22)
	4	Alonzo Verge Jr. vs Iowa (02/25/22)
	4	Alonzo Verge Jr. at Northwestern (02/22/22)
	4	Alonzo Verge Jr. vs Indiana (01/17/22)
	4	Walker, Derrick vs Ohio St. (1/2/2022)
	4	Alonzo Verge Jr. vs Kansas St. (12/19/21)
	4	Alonzo Verge Jr. vs Sam Houston (11/12/21)
Blocked Shots	3	Derrick Walker vs Kennesaw St. (12/22/21)
Turnovers	7	Alonzo Verge Jr. vs Kennesaw St. (12/22/21)
	7	Alonzo Verge Jr. vs Auburn (12/11/21)
Minutes	58	Bryce McGowens at NC State (12/01/21)
	54	Alonzo Verge Jr. at NC State (12/01/21)
	50	Walker, Derrick at NC State (12/01/21)

2021-22 OPPONENT GAME HIGHS

Points	39	Dereon Seabron at NC State (12/01/21)
	37	Keegan Murray at Iowa (02/13/22)
	35	Malaki Branham vs Ohio St. (1/2/2022)
	31	Savion Flagg vs Sam Houston (11/12/21)
	29	Trent Frazier vs Illinois (01/11/22)
	29	Ron Harper Jr. at Rutgers (01/08/22)
Field Goals Made	15	Keegan Murray at Iowa (02/13/22)
	13	Malaki Branham vs Ohio St. (1/2/2022)
Field Goal Att.	22	Savion Flagg vs Sam Houston (11/12/21)
	21	Keegan Murray at Iowa (02/13/22)
	21	Dereon Seabron at NC State (12/01/21)
FG Pct (min 5 made)	.833 (5-6)	Malik Hall at Michigan St. (1/5/2022)
	.800 (8-10)	Tony Perkins vs Iowa (02/25/22)
3-Point FG Made	6	Boo Buie vs Northwestern (02/05/22)
	6	Malaki Branham vs Ohio St. (1/2/2022)
	6	Dedric Boyd vs Tennessee St. (11/23/21)
3-Point FG Att.	11	Boo Buie vs Northwestern (02/05/22)
	11	Dedric Boyd vs Tennessee St. (11/23/21)
	11	Brion Whitley vs Southern U. (11/21/21)
3-Pt FG Pct (min 2 made)	1.000 (3-3)	Connor McCaffery vs Iowa (02/25/22)
	1.000 (3-3)	Terrance Williams II vs Michigan (12/07/21)
	1.000 (2-2)	Tony Perkins vs Iowa (02/25/22)
	1.000 (2-2)	Dean Reiber at Rutgers (01/08/22)
	1.000 (2-2)	Aundre Hyatt at Rutgers (01/08/22)
	1.000 (2-2)	Mark Smith vs Kansas St. (12/19/21)
	1.000 (2-2)	Kenny Cooper vs Tennessee St. (11/23/21)
Free Throws Made	17	Dereon Seabron at NC State (12/01/21)
	10	Ron Harper Jr. at Rutgers (01/08/22)
Free Throw Att.	20	Dereon Seabron at NC State (12/01/21)
	10	Trent Frazier vs Illinois (01/11/22)
	10	Ron Harper Jr. at Rutgers (01/08/22)
FT Pct (min 3 made)	1.000 (10-10)	Ron Harper Jr. at Rutgers (01/08/22)
	1.000 (7-7)	Terrell Burden vs Kennesaw St. (12/22/21)
	1.000 (6-6)	Hunter Dickinson at Michigan (02/01/22)
	1.000 (6-6)	Sasha Stefanovic at Purdue (01/14/22)
	1.000 (6-6)	Xavier Johnson at Indiana (12/04/21)
	1.000 (5-5)	Julian Reese vs Maryland (02/18/22)
	1.000 (5-5)	Ismael Massoud vs Kansas St. (12/19/21)
Rebounds	19	Dereon Seabron at NC State (12/01/21)
	14	Zed Key vs Ohio St. (1/2/2022)
Assists	8	Paul Mulcahy at Rutgers (01/08/22)
	8	DeVante' Jones vs Michigan (12/07/21)
	8	Kenny Cooper vs Tennessee St. (11/23/21)
Steals	5	Walker Kessler vs Auburn (12/11/21)
	5	Zep Jasper vs Auburn (12/11/21)
Blocked Shots	8	Ebenezer Dowuona at NC State (12/01/21)
	4	Clifford Omoruyi vs Rutgers (01/29/22)
	4	Omar Payne vs Illinois (01/11/22)
	4	Trayce Jackson-Davis at Indiana (12/04/21)
Turnovers	7	A.J. Hoggard at Michigan St. (1/5/2022)
	7	Dereon Seabron at NC State (12/01/21)

2021-22 HUSKER LINEUPS

No.	Starting Lineup	Record
1.	B. McGowens, T. McGowens, Verge Jr., Walker, Wilcher	0-1
2.	Mayen, B. McGowens, T. McGowens, Verge Jr., Walker	3-8
3.	Edwards, Mayen, B. McGowens, Verge Jr., Walker	4-1
4.	Mayen, B. McGowens, Tominaga, Verge Jr., Walker	1-10
5.	Mayen, B. McGowens, T. McGowens, Walker, Webster	0-1

2021-22 GAME RECAPS

(-----Nebraska Individual Leaders-----)

Date	Opponent	Result	Record (B1G)	Attend.	Points	Rebounds	Assists	Steals
11/9	Western Illinois	L, 74-75	0-1 (0-0)	15,312	Verge (26)	Verge (13)	Verge (5)	T. McGowens, Tominaga (3)
11/12	Sam Houston	W, 74-65	1-1 (0-0)	15,474	McGowens (29)	T. McGowens (9)	Verge (7)	Verge (4)
11/16	Creighton	L, 69-77	1-2 (0-0)	15,939	Webster (20)	4 players (5)	Verge (4)	Wilcher, Webster (2)
11/19	Idaho State	W, 78-60	2-2 (0-0)	15,274	Walker (14)	B. McGowens (7)	Webster (5)	Wilcher (2)
11/21	Southern	W, 82-59	3-2 (0-0)	15,252	B. McGowens (18)	B. McGowens (11)	Three players (4)	Webster, B. McGowens (2)
11/23	Tennessee State	W, 79-73	4-2 (0-0)	15,236	B. McGowens, Verge (18)	B. McGowens, Walker (6)	Verge (10)	Verge (3)
11/27	South Dakota	W, 83-70	5-2 (0-0)	15,685	Tominaga (23)	B. McGowens (8)	Verge (5)	Breidenbach (5)
12/1	at NC State	L 100-104 (4OT)	5-3 (0-0)	11,562	Verge (25)	Walker (13)	Verge (11)	Verge (3)
12/4	at Indiana	L, 55-68	5-4 (0-1)	17,222	Verge (15)	Verge, B. McGowens (5)	Verge (3)	Walker, Webster, Andre (2)
12/7	Michigan	L, 67-102	5-5 (0-2)	15,426	Verge (31)	Verge (8)	Verge (3)	Briedenbach (2)
12/11	vs. No. 18 Auburn	L, 68-99	5-6 (0-2)		Wilcher (17)	Walker (10)	Walker, Verge (4)	Tominaga (3)
12/19	Kansas State	L, 58-67	5-7 (0-2)	15,043	Verge (21)	Walker (9)	Verge (5)	Verge (4)
12/22	Kennesaw State	W, 88-74	6-7 (0-2)	14,519	Tominaga (18)	Verge (7)	Verge (12)	Verge, B. McGowens (2)
1/2	No. 13 Ohio State	L, 79-88 (OT)	6-8 (0-3)	14,478	McGowens (18)	Walker (10)	Verge (4)	Walker (4)
1/5	at No. 10 Michigan St.	L, 67-79	6-9 (0-4)	14,797	Walker (16)	Four players (4)	Verge (5)	Four players (2)
1/8	at Rutgers	L, 65-93	6-10 (0-5)	8,000	B. McGowens (17)	Walker (6)	Verge (4)	Five players (1)
1/11	No. 25 Illinois	L, 71-81	6-11 (0-6)	14,069	B. McGowens (19)	Walker (7)	Verge (9)	Four players (1)
1/14	at No. 7 Purdue	L, 65-92	6-12 (0-7)	14,804	Tominaga (11)	Mayen (8)	Webster (5)	Tominaga (2)
1/17	Indiana	L, 71-77	6-13 (0-8)	15,290	B. McGowens (20)	B. McGowens, Andre (5)	Verge (4)	Verge (4)
1/27	No. 11 Wisconsin	L, 65-73	6-14 (0-9)	15,385	B. McGowens (23)	Mayen, Walker, Verge (5)	Walker (4)	Mayen (2)
1/29	Rutgers	L, 61-63	6-15 (0-10)	15,671	B. McGowens (29)	Mayen (8)	Mayen (3)	Four players (1)
2/1	at Michigan	L, 79-85	6-16 (0-11)	9,301	B. McGowens (24)	B. McGowens (6)	Verge (3)	B. McGowens (3)
2/5	Northwestern	L, 63-87	6-17 (0-12)	15,609	Wilcher (15)	Walker (6)	Verge (6)	Verge (2)
2/9	Minnesota	W, 78-76	7-17 (1-12)	15,303	Verge (22)	Walker, T. McGowens (7)	McGowens (5)	Mayan, Verge (3)
2/13	at Iowa	L, 75-98	7-18 (1-13)	13,772	Walker (14)	Walker (6)	Verge (6)	T. McGowens (2)
2/18	Maryland	L, 74-90	7-19 (1-14)	15,443	B. McGowens (25)	Walker (6)	Verge (5)	B. McGowens (1)
2/22	at Northwestern	L, 65-77	7-20 (1-15)	3,487	Verge, B. McGowens (15)	B. McGowens (10), Verge (10)	Walker (5)	Verge (4)
2/25	No. 25 Iowa	L, 78-88	7-21 (1-16)	15,960	Verge (18)	Walker (8)	Verge (7)	Verge (4)
2/27	at Penn State	W, 93-70	8-21 (2-16)	8,273	B. McGowens (25)	Walker (7)	Verge (5)	T. McGowens (2)

THE LAST TIME...

	Nebraska...	A Nebraska Opponent...
Scored 100 or more points.....	100; at NC State, 12/1/21	102; Michigan, 12/7/21
Scored 90 or more points.....	93; at Penn State, 12/27/22	90; at Maryland, 2/18/22
Scored 41 to 50 points.....	48; Wisconsin, 2/10/21	50; Northwestern, 2/16/19
Scored 40 or fewer points.....	38; at Oregon, 12/15/12	38; Southwest Minnesota State, 12/28/18
Shot 70% from the field.....	.723; vs. UNC Wilmington 12/5/97 (34-47)	.723; Kansas, 2/2/85 (34-47)
Shot 60% from the field.....	.628; vs. Northwestern, 2/3/15 (27-43)	.630; Michigan, 3/5/17 (34-54)
Shot 90% from the free throw line (Min 10 attempts).....	.909; vs. Southwest Minnesota State, 12/28/18 (10-11)	.929; at Rutgers, 1/8/22 (13-14)
Made 10, 3-Point Field Goals.....	13; at Penn State, 2/27/2022 (13-20)	13, at Northwestern, 2/22/22 (13-32)
Had 60 rebounds.....	60; vs. Oral Roberts, 12/22/99	70; at NC State, 12/1/21
Had 50 rebounds.....	51; at NC State, 12/1/21	54; Michigan, 12/7/21
Had 30 assists.....	35, vs. Northeastern Illinois, 12/21/94	32; at Minnesota, 3/8/20
Had 15 steals.....	16, vs. McNeese State, 11/25/20	16; at Creighton, 12/11/2020
Had 10 blocked shots.....	14; at Northwestern, 1/2/18	11; at NC State, 12/1/21
Had 10 or fewer turnovers.....	10; Iowa, 2/25/22	10; Iowa, 2/25/22
Had 20 or more turnovers.....	20; vs. Auburn, 12/11/21	21; Kennesaw State, 12/22/21
Had three players with 20 points.....	vs. Iowa, 3/10/19	Michigan, 1/14/17
.....	(Palmer Jr. 27; Watson Jr. 23; Roby 23)	(Wagner 23, Irvin 21, Walton 20)
Had three players with 10 rebounds.....	vs. Texas Tech, 1/19/00	at Kansas, 1/9/02
.....	(Bradford 16, Ffriend 12, Truscott 11)	(Collison 13, Gooden 12, Simien 10)
Had five players reach double-figure points.....	at Penn State, 2/27/22	Iowa, 2/25/22
.....	(B. McGowens-25; Verge-15; Mayen-13; T. McGowens-12; Walker-10)	(Perkins-20; Ke. Murray-15; Kr. Murray-12; P. McCaffery-10, C. McCaffery-11)
Had a player score 40 points.....	41; Teddy Allen vs. Penn State 2/23/21	41; Marcus Carr, Minnesota, 2/27/21
Had a player score 30 points.....	41; Teddy Allen vs. Penn State 2/23/21	37. Keegan Murray, Iowa, 2/13/22
Had a player grab 15 rebounds.....	19; Yvan Ouedraogo vs. Northwestern, 3/1/20	19; Dereon Seabron, NC State, 12/1/21
Had a player dish out 10 assists.....	12; Alonzo Verge Jr. vs. Kennesaw State, 12/22/21	11; Marcus Carr, at Minnesota, 3/8/20
Had a player collect five steals.....	5; Wilhelm Breidenbach vs. South Dakota, 11/27/21	5; Walker Kessler and Zep Jasper, vs. Auburn, 12/11/21
Had a player block five shots.....	5; Isaiah Roby vs. Maryland, 2/6/18	8; Evebezer Dowuoua, NC State, 12/1/2021
Had a player with a triple double.....	13 pt/11 reb/10 asst.; Dalano Banton vs. Doane, 12/17/20	

SPECIALITY STATS

MISC. REVIEW

Nebraska Record When:	All (W)	All(L)	H(W)	H(L)	A (W)	A (L)							
Ahead at Halftime	6	6	5	4	1	2	Rebounds are Even	1	0	1	0	0	0
Behind at Halftime	2	15	2	8	0	7	Committing More TOs than Opp	1	11	0	6	1	5
Tied at Halftime	0	0	0	0	0	0	Committing Fewer TOs than Opp	7	8	7	5	0	3
Bench Outscores Opponent's	6	5	6	3	0	2	Turnovers are Even	0	2	0	1	0	1
Opponent Bench Outscores NU	2	15	1	9	1	6	Leading with 5:00 left	8	4	7	2	1	2
Bench scoring is even	0	1	0	0	0	1	Trailing with 5:00 left	0	17	0	10	0	7
Shooting 50% or Better	5	2	4	1	1	1	Tied with 5:00 left	0	0	0	0	0	0
Shooting Under 50%	3	19	3	11	0	8	In Overtime	0	2	0	1	0	1
Opp. Shoots 50% or Better	0	9	0	4	0	5	Scoring 80 or more points	4	1	3	0	1	1
Opp. Shoots Under 50%	8	12	7	8	1	4	Scoring 61 to 79 points	4	18	4	11	0	7
Outshooting Opponent (pct.)	8	4	7	2	1	2	Scoring 60 or fewer points	0	2	0	1	0	1
Outshot by Opponent (pct.)	0	16	0	9	0	7	Allowing 80 or more points	0	12	0	6	0	6
Shooting is even	0	1	0	1	0	0	Allowing 61 to 79 points	6	9	5	6	1	3
Outrebounding Opponent	2	3	1	2	1	1	Allowing 60 or fewer points	2	0	2	0	0	0
Outrebounded by Opponent	5	18	5	10	0	8							

MISC. TOTALS

Biggest margin of victory	23, Southern (11/21)	Largest halftime lead surrendered in loss	9, at Michigan (2/1)
Biggest margin of defeat	35, Michigan (12/7)	Largest lead at any time	28, Southern (11/21)
Largest deficit overcome in win.....	10, Sam Houston (11/12)	Largest deficit at any time	35, Michigan (12/7); Northwestern (2/5)
Largest halftime deficit overcome in win	5, Sam Houston (11/12)	Largest runs without opponent scoring	15, South Dakota (11/27); Kennesaw State (12/22)
Largest lead surrendered in loss.....	14, at NC State (12/1)	Largest opponent run without NU scoring	14, at NC State (12/1); vs. Auburn (12/11); at Purdue (1/14)

SPECIALITY STATS

Opponent	NU-Opp Paint	NU-Opp off TO	NU-Opp 2nd Ch.	NU-Opp Bench	Largest Lead	Largest Deficit	Tip	1st Sub(s)
Western Illinois	30-42	21-13	8-22	3-18	7 (6:54, 1st)	7 (13:54 1st)	W	Tominaga, Breidenbach
Sam Houston	36-24	18-8	14-14	17-12	11 (0:35, 2nd)	10 (1st, 7:22)	W	Wilcher, Tominaga
Creighton	30-34	24-7	9-12	42-11	4 (18:45, 1st)	19 (1st, 10:27)	L	Breidenbach
Idaho State	42-14	25-6	7-8	37-12	26 (5:14, 2nd)	3 (1st, 14:36)	W	Wilcher
Southern	46-20	23-6	4-3	33-32	28 (2:34, 2nd)	-	L	Wilcher
Tennessee State	34-18	21-12	9-11	20-37	10 (16:11, 1st)	4 (1st, 2:18)	L	Wilcher, Breidenbach
South Dakota	36-26	24-7	5-20	43-17	23 (4:50, 2nd)	6 (1st, 9:19)	L	Wilcher, Webster
at NC State	52-46	13-20	7-22	31-19	14 (9:51, 2nd)	9 (1st, 10:05)	L	Wilcher
at Indiana	28-28	11-21	6-6	17-26	10 (13:26, 1st)	15 (2nd, 9:13)	L	Wilcher, Webster, Andre
Michigan	34-42	8-11	10-18	12-38	-	(35, 2nd, 1:41)	L	Wilcher, Andre
vs. No. 18 Auburn	26-48	10-30	10-17	25-41	1 (17:10, 1st)	32 (2nd, 6:51)	L	Wilcher
Kansas State	28-34	11-22	6-15	6-23	10 (1st, 8:48)	10 (2nd, 0:26)	L	Wilcher, Webster, Andre
Kennesaw State	28-34	19-20	3-10	26-23	25 (2nd, 8:10)	8 (1st, 14:10)	W	Webster
No. 13 Ohio State	38-28	14-6	12-12	25-14	5, (2nd, 2:10)	8 (1st, 11:36)	W	Wilcher, Webster
at No. 10 Michigan State	34-28	20-16	7-16	27-27	5 (1st, 15:05)	16 (2nd, 1:55)	L	Wilcher
at Rutgers	34-44	13-25	9-7	22-32	5 (1st, 15:51)	30 (2nd, 0:55)	L	Wilcher, Webster
No. 25 Illinois	36-44	12-14	10-13	10-12	12 (1st, 15:59)	10 (2nd, 1:05)	L	Andre
at No. 7Purdue	24-46	7-28	4-21	20-36	-	30 (2nd, 9:06)	L	Andre
Indiana	34-36	14-20	6-9	17-21	-	10 (1st, 6:51)	L	T. McGowens
No. 11 Wisconsin	26-30	14-14	3-7	12-10	5 (1st, 13:20)	18 (2nd, 12:14)	L	Webster, Andre
Rutgers	22-28	13-10	14-14	4-20	11 (1st, 11:04)	3 (2nd, 0:10)	L	Wilcher, Andre
at Michigan	36-36	17-19	4-18	26-9	10 (1st, 4:57)	10 (2nd, 13:57)	L	Wilcher
Northwestern	30-36	15-22	0-4	30-32	2 (1st, 14:36)	35 (2nd, 6:01)	L	Wilcher, Andre
Minnesota	40-22	25-12	12-7	17-11	20 (2nd, 11:43)	-	L	Wilcher
at Iowa	40-50	9-24	7-14	31-34	4 (1st, 14:03)	36 (2nd, 14:26)	L	Andre
Maryland	28-46	7-21	8-9	19-25	5 (1st, 12:50)	20 (2nd, 7:43)	W	Wilcher
at Northwestern	28-24	14-12	9-9	17-18	-	21 (2nd, 7:27)	L	Wilcher, Webster, Andre
No. 25 Iowa	38-38	4-12	5-19	20-25	7 (1st, 7:33)	13 (2nd, 6:34)	L	Wilcher, Webster, Andre
at Penn State	28-30	15-14	14-3	18-21	32 (2nd, 6:55)	3 (1st, 17:13)	W	Wilcher, Andre

#1 - ALONZO VERGE JR. | SR. | G | 6-4 | 164 | CHICAGO, ILL.



CAREER STATS

Table with columns: Year, GP, GS, Min, Avg, FG, FGA, Pct, 3FG, 3FGA, Pct, FT, FTA, Pct, Rebounds (Off, Def, Tot, Avg), PF, FO, Ast, TO, Blk, Stl, Pts, Avg. Includes rows for 2019-20*, 2020-21*, 2021-22, and TOTAL.

*-Statistics from Arizona State

MISC. STATS

Table with columns: Category, 2021-22, Career*. Categories include Double-Figure Scoring, Double-Figure Rebounding, Double-Figure Assists, Double-Doubles, Led NU in Scoring, Led NU in Rebounding, Led NU in Assists, 20+ Point Games, 30+ Point Games, 40+ Point Games.

2021-22 GAME-BY-GAME TOTALS

Table with columns: Opponent, Date, GS, Min, TOTAL (FG, FGA, Pct, 3FG, 3FGA, Pct, FT, FTA, Pct), REBOUNDS (Off, Def, Tot, Avg), PF, FO, A, TO, Blk, Stl, Pts, Avg. Lists game-by-game performance against various opponents.

SEASON/NEB/CAREER HIGHS

Table listing career highs for Points, Rebounds, Field Goals, 3-Point Field Goals, Free Throws, Free Throw Attempts, Assists, Steals, Blocks, and Minutes Played.

NOTING ALONZO VERGE JR.

- Grad transfer who came to Nebraska in July of 2021, after testing the waters for the NBA Draft
Ranks in the top five in the Big Ten in both assists (5.1, third) and steals (1.6, third)
Totalled 15 points and five assists in the win over Penn State
Finished with 18 points, seven assists and four steals against No. 25 Iowa
Tied for team-high honors with 15 points and matched his season high with four steals at Northwestern
Finished with 14 points, five rebounds and a team-high five assists against Maryland
Scored 20 of his 22 points in the second half against Minnesota, keying a 12-0 run to break open a 40-32 lead
Dished out six assists and added nine points and four rebounds in the loss to Northwestern
Tallied 19 points and four assists in the loss to Indiana, going over 1,000 career points for his collegiate career
Nearly posted a double-double against Illinois with 14 points and nine assists along with four boards
Had his fourth double-double of the season with 16 points, a career-high 12 assists and seven boards vs. Kennesaw State
Finished with a game-high 21 points, along with five boards, five assists and four steals vs. Kansas State
Posted his second career 30-point game in the loss to Michigan with 31 points, eight rebounds and three assists
Led NU with 15 points, five rebounds and three assists in the loss at Indiana
Posted his third double-double of the season with 25 points, a career-high 11 assists and nine rebounds at NC State
Recorded his second double-double against Tennessee State, finishing with 18 points and a career-high 10 assists
Tallied 13 points, seven assists and tied his career high with four steals vs. Sam Houston
Posted his first career double-double in the Huskers' opener with 26 points, a career-high 13 rebounds and five assists
Spent the last two seasons at Arizona State, where he averaged in double figures in each of the past two seasons and was the Pac-12 Sixth Man of the Year in 2019-20
Averaged 14.0 points, 3.8 assists and 3.9 rebounds per game in 2020-21, ranking among the Pac-12 leaders in scoring (15th), assists (seventh), assist-to-turnover ratio (1.55-to-1, sixth), steals (1.2, 13th) and free throw percentage (.809, 13th).
Had five games of at least 20 points, including a season-high 28-point, eight-rebound effort against Oregon in the Pac-12 Tournament, as he averaged 27.0 ppg, 7.0 rpg, and 3.0 apg in two conference tournament games
Was 2020 Pac-12 Sixth Man of the Year and an honorable-mention all-conference pick, as he averaged 14.6 points per game, 3.5 rebounds, 2.3 assists and 1.4 steals per game
Led all bench scorers in Division 1 with 16.9 ppg in 19 games he came off the bench, highlighted by a 43-point effort against Saint Mary's
Was a two-time NJCAA All-American at Moberly Area CC, where he set school marks with 1,603 points and 486 assists in two years
Earned first-team NJCAA All-American as a sophomore, averaging a national best 30.9 points per game along with 8.2 assists and 4.2 rebounds per outing
First-team all-state by Chicago Tribune and Chicago Sun Times as a senior at Thornton High School, where he averaged 26 points, eight rebounds and seven assists per game

#3 - QUARAN MCPHERSON | FR. | G | 6-3 | 199 | QUEENS, N.Y.



CAREER STATS

Year	GP	GS	Min	Avg	Total			3FG			FT			Rebounds		PF	FO	Ast	TO	Blk	Stl	Pts	Avg
					FG	FGA	Pct	3FG	3FGA	Pct	FT	FTA	Pct	Off	Def								
2020-21	DNP																						

MISC. STATS

Category	2021-22	Career
Double-Figure Scoring	0	0
Double-Figure Rebounding	0	0
Double-Figure Assists	0	0
Double-Doubles	0	0
Led NU in Scoring	0	0
Led NU in Rebounding	0	0
Led NU in Assists	0	0
20+ Point Games	0	0
30+ Point Games	0	0

2021-22 GAME-BY-GAME TOTALS

Opponent	Date	GS	Min	TOTAL			3-PTS			FT			REBOUNDS		PF	FO	A	TO	Blk	Stl	Pts	Avg
				FG	FGA	Pct	3FG	3FGA	Pct	FT	FTA	Pct	Off	Def								
Has not played this season																						

SEASON/NEB/CAREER HIGHS

Points	None
Season:	None
NEB Career:	Same
Rebounds	None
Season:	None
NEB Career:	Same
Field Goals	None
Season:	None
NEB Career:	Same
3-Point Field Goals	None
Season:	None
NEB Career:	Same
Free Throws	None
Season:	None
NEB Career:	Same
Free Throw Attempts	None
Season:	None
NEB Career:	Same
Assists	None
Season:	None
NEB Career:	Same
Steals	None
Season:	None
NEB Career:	Same
Blocks	None
Season:	None
NEB Career:	Same
Minutes Played	None
Season:	None
NEB Career:	Same

NOTING QUARAN MCPHERSON

- Has not played in 2021-22 and will likely redshirt this season
- Spent 2020-21 at Link Year (Mo.) School, helping the program to a 26-4 record and a runner-up finish at the 2021 Post-Grad Nationals
 - Averaged 19 points and four assists per game at Link Year in 2020-21 and was also invited to the 2020 Pangos All-America festival, which featured 40 of the top players in the country in November of 2020.
 - Spent his senior season playing for Woodstock (Conn.) Academy, averaging 14.6 points, 7.0 rebounds, 3.0 assists and 1.2 steals per game on a roster which sent 10 players to Division I programs
 - Began his high school career at national power Christ the King High School, helping the school to a 19-10 record and a CHSAA Championship in 2019 despite missing the second half of the season to knee surgery, as he was on a 2018-19 roster which also featured Kofi Cockburn (Illinois) and Tyson Walker (Michigan State)
 - Had offers from Arizona State, Georgia, St. John's and other high-major programs before choosing Nebraska

#10 - KOBE WEBSTER | SR. | G | 6-0 | 176 | INDIANAPOLIS, IND.



CAREER STATS

Table with columns for Year, GP, GS, Min, Avg, FG, FGA, Pct, 3FG, 3FGA, Pct, FT, FTA, Pct, Rebounds (Off, Def, Tot), PF, FO, Ast, TO, Blk, Stl, Pts, Avg. Includes a sub-total for All* and statistics from Western Illinois.

* Statistics from Western Illinois

MISC. STATS

Table with 3 columns: Category, 2021-22, Career*. Lists stats like Double-Figure Scoring, Double-Figure Rebounding, etc.

*-Includes Western Illinois

2021-22 GAME-BY-GAME TOTALS

Large table with columns for Opponent, Date, GS, Min, TOTAL (FG, FGA, Pct), 3-PTS (3FG, 3FGA, Pct), FT, FTA, Pct, REBOUNDS (Off, Def, Tot), Avg, PF, FO, A, TO, Blk, Stl, Pts, Avg.

SEASON/NEB/CAREER HIGHS

Table listing career highs for Points, Rebounds, Field Goals, 3-Point Field Goals, Free Throws, Free Throw Attempts, Assists, Steals, Blocks, and Minutes Played.

NOTING KOBE WEBSTER

- List of notable achievements and statistics for Kobe Webster, including Fall 2021 NU Scholar-Athlete Honor Roll, 2022 First-Team Academic All-District VII, and various performance highlights.

#23 - KEON EDWARDS | FR. | G | 6-7 | 204 | HOUSTON, TEXAS



CAREER STATS

Year	GP	GS	Min	Avg	Total			3FG			3FGA			Pct			Rebounds			PF	FO	Ast	TO	Blk	Stl	Pts	Avg
					FG	FGA	Pct	3FG	3FGA	Pct	FT	FTA	Pct	Off	Def	Tot	Avg										
2020-21*	5	0	39	7.8	3	9	.333	1	3	.333	2	2	1.000	2	2	4	0.8	5	0	0	1	0	0	9	1.8		
2021-22	17	5	106	6.2	4	21	.190	1	15	.067	1	2	.500	4	8	12	0.7	12	0	2	4	0	2	10	0.6		
TOTAL	17	5	106	6.2	4	21	.190	1	15	.067	1	2	.500	4	8	12	0.7	12	0	2	4	0	2	10	0.6		
All*	22	5	145	6.6	7	30	.233	2	18	.111	3	4	.750	6	10	16	0.7	17	0	2	5	0	2	19	0.9		

*-Statistics from DePaul

MISC. STATS

Category	2021-22	Career
Double-Figure Scoring	0	0
Double-Figure Rebounding	0	0
Double-Figure Assists	0	0
Double-Doubles	0	0
Led NU in Scoring	0	0
Led NU in Rebounding	0	0
Led NU in Assists	0	0
20+ Point Games	0	0
30+ Point Games	0	0

2021-22 GAME-BY-GAME TOTALS

Opponent	Date	GS	Min	TOTAL			3-PTS			FT	FTA	Pct	REBOUNDS			PF	FO	A	TO	Blk	Stl	Pts	Avg	
				FG	FGA	Pct	3FG	3FGA	Pct				Off	Def	Tot									Avg
W. Illinois	11/9/21	0	6	0	0	.000	0	0	.000	0	0	.000	1	0	1	1.0	2	0	0	0	0	0	0.0	
Sam Houston	11/12/21	2	0	1	.000	0	1	.000	0	0	.000	0	0	0	0.5	2	0	0	0	0	0	0.0		
Creighton	11/16/21	5	0	1	.000	0	1	.000	0	0	.000	1	1	2	1.0	0	0	1	0	0	1	0.0		
Idaho State	11/19/21	*	15	1	1	1.000	0	0	.000	0	0	.000	0	0	0	0.8	1	0	0	0	0	2	0.5	
Southern	11/21/21	*	11	0	2	.000	0	2	.000	0	0	.000	0	1	1	0.8	1	0	0	2	0	0	0.4	
Tennessee State	11/23/21	*	9	1	4	.250	0	3	.000	0	0	.000	0	2	2	1.0	1	0	0	0	1	2	0.7	
South Dakota	11/27/21	*	12	0	3	.000	0	3	.000	0	0	.000	0	1	1	1.0	0	0	0	0	0	0	0.6	
at NC State	12/1/21	*	4	0	1	.000	0	1	.000	0	0	.000	1	0	1	1.0	0	0	0	0	0	0	0.5	
at Indiana	12/4/21	1	0	0	.000	0	0	.000	0	0	.000	0	0	0	0.9	0	0	0	0	0	0	0	0.4	
Michigan	12/7/21	11	1	3	.333	0	1	.000	0	0	.000	0	0	0	0.8	2	0	0	1	0	0	2	0.6	
vs. No. 18 Auburn	12/11/21	DNP																						
Kansas State	12/19/21	DNP																						
Kennesaw State	12/22/21	3	0	0	.000	0	0	.000	1	2	.500	0	1	1	0.8	0	0	1	0	0	0	1	0.6	
No. 13 Ohio State	1/2/22	DNP																						
at No. 10 Michigan State	1/5/22	DNP																						
at Rutgers	1/8/22	4	0	0	.000	0	0	.000	0	0	.000	0	0	0	0.8	0	0	0	0	0	0	0	0.6	
No. 25 Illinois	1/11/22	DNP																						
at No. 7 Purdue	1/14/22	7	0	1	.000	0	1	.000	0	0	.000	0	1	1	0.8	2	0	0	0	0	0	0	0.5	
Indiana	1/17/22	DNP																						
No. 11 Wisconsin	1/27/22	DNP																						
Rutgers	1/29/22	2	0	0	.000	0	0	.000	0	0	.000	0	0	0	0.7	0	0	0	0	0	0	0	0.5	
at Michigan	2/1/22	2	0	0	.000	0	0	.000	0	0	.000	0	0	0	0.7	0	0	0	0	0	0	0	0.5	
Northwestern	2/5/22	8	1	2	.500	1	1	1.000	0	0	.000	0	1	1	0.7	1	0	0	0	0	0	3	0.6	
Minnesota	2/9/22	DNP																						
at Iowa	2/13/22	DNP																						
Maryland	2/18/22	DNP																						
at Northwestern	2/22/22	DNP																						
No. 25 Iowa	2/25/22	DNP																						
at Penn State	2/27/22	4	0	2	.000	0	1	.000	0	0	.000	1	0	1	0.7	0	0	0	1	0	0	0	0.6	
Totals		5	106	4	21	.190	1	15	.067	1	2	.500	4	8	12	0.7	12	0	2	4	0	2	10	0.6

SEASON/NEB/CAREER HIGHS

Points	
Season:	3, Northwestern (2/5/22)
College Career:	3, Two times (last, 2/5/22)
Rebounds	
Season:	2, Tennessee State (11/23/21)
College Career:	2, Two times (last, 11/23/21)
Field Goals	
Season:	1, Four times (last, 2/5/22)
College Career:	1, Six times (last, 2/5/22)
3-Point Field Goals	
Season:	1, Northwestern (2/5/22)
College Career:	1, Two times (last, 2/5/22)
Free Throws	
Season:	1, Kennesaw State (12/22/21)
College Career:	2, vs. UConn (3/11/21)
Free Throw Attempts	
Season:	2, Kennesaw State (12/22/21)
College Career:	2, vs. UConn (3/11/21)
Assists	
Season:	1, Two times (last, 12/22/21)
College Career:	Same
Steals	
Season:	1, Two times (last, 11/23/21)
College Career:	Same
Blocks	
Season:	None
College Career:	Same
Minutes Played	
Season:	15, Idaho State (11/19/21)
College Career:	Same

NOTING KEON EDWARDS

- Second-year player who provides the Huskers with size, shooting and athleticism from the wing and has added 20 pounds since getting on to campus in June
- Played the final four minutes at Penn State in his first action since Feb. 5
- Had a 3-pointer in eight minutes against Northwestern on Feb. 5
- Grabbed a rebound in seven minutes off the bench at No. 7 Purdue
- Has played just seven minutes since Dec. 7, with three against Kennesaw State and four against Rutgers
- Had two points in 10 minutes of work against Michigan
- Started five games replacing Trey McGowens during non-conference play
- Tallied two points and two boards in nine minutes in the win over Tennessee State
- Made his first career start against Idaho State, finishing with two points in 15 minutes of work
- Has two rebounds and an assist in five minutes against Creighton
- Grabbed an offensive rebound in his minutes of work off the bench against Western Illinois
- Reclassified in December of 2021 and played at DePaul the second semester, totaled nine points and four rebounds in 39 minutes for the Blue Demons
- Played in 14 minutes against UConn in the Big East Tournament and set season bests with three points and two rebounds at Creighton
- Was No. 41 by ESPN.com in the 2021 class before reclassifying, as he was the No. 8 small forward in the class
- Played at Hillcrest (Ariz.) Prep in 2019-20, averaging 14.3 points, 5.5 rebounds, 2.6 assists, 2.4 steals and 1.9 blocks per game while shooting 43 percent from beyond the arc
- Participated in a pair of USA Basketball Men's Junior National Team minicamps in July and October of 2019



CAREER STATS

Year	GP	GS	Total											Rebounds											
			Min	Avg	FG	FGA	Pct	3FG	3FGA	Pct	FT	FTA	Pct	Off	Def	Tot	Avg	PF	FO	Ast	TO	Blk	Stl	Pts	Avg
2021-22	28	11	483	17.3	58	151	.384	36	105	.343	13	16	.813	7	36	43	1.5	20	0	17	10	1	23	165	5.9
TOTAL	28	11	483	17.3	58	151	.384	36	105	.343	13	16	.813	7	36	43	1.5	20	0	17	10	1	23	165	5.9

MISC. STATS

Category	2021-22	Career
Double-Figure Scoring	7	7
Double-Figure Rebounding	0	0
Double-Figure Assists	0	0
Double-Doubles	0	0
Led NU in Scoring	3	3
Led NU in Rebounding	0	0
Led NU in Assists	0	0
20+ Point Games	1	1
30+ Point Games	0	0

2021-22 GAME-BY-GAME TOTALS

Opponent	Date	GS	Min	FG	FGA	Pct	3FG	3FGA	Pct	FT	FTA	Pct	Off	Def	Tot	Avg	PF	FO	A	TO	Blk	Stl	Pts	Avg
W. Illinois	11/9/21	18	1	5	.200	1	5	.200	0	0	.000	0	1	1	1.0	0	0	0	0	0	0	3	3	3.0
Sam Houston	11/12/21	10	0	2	.000	0	2	.000	0	0	.000	1	1	2	1.5	0	0	0	0	0	0	0	0	1.5
Creighton	11/16/21	10	0	2	.000	0	1	.000	0	0	.000	0	0	0	1.0	0	0	0	0	0	0	1	0	1.0
Idaho State	11/19/21	17	4	7	.571	1	4	.250	2	3	.667	0	1	1	1.0	1	0	0	0	0	0	0	11	3.5
Southern	11/21/21	11	3	6	.500	2	5	.400	3	4	.750	0	2	2	1.2	1	0	0	0	0	0	0	11	5.0
Tennessee State	11/23/21	8	1	4	.250	0	2	.000	0	0	.000	0	0	0	1.0	0	0	0	0	0	0	0	2	4.5
South Dakota	11/27/21	22	8	11	.727	5	6	.833	2	2	1.000	0	0	0	0.9	2	0	2	2	0	0	2	23	7.1
at NC State	12/1/21	44	5	14	.357	5	11	.455	1	1	1.000	1	1	2	1.0	1	0	0	2	0	2	2	16	8.3
at Indiana	12/4/21	* 22	2	7	.286	1	5	.200	0	0	.000	0	3	3	1.2	1	0	0	0	0	0	1	5	7.9
Michigan	12/7/21	* 34	4	14	.286	3	11	.273	0	0	.000	0	3	3	1.4	0	0	1	0	0	0	0	11	8.2
vs. No. 18 Auburn	12/11/21	* 24	1	5	.200	1	4	.250	0	0	.000	0	2	2	1.5	0	0	1	0	0	0	3	3	7.7
Kansas State	12/19/21	* 33	3	13	.231	2	10	.200	0	0	.000	0	4	4	1.7	1	0	0	1	0	0	3	8	7.8
Kennesaw State	12/22/21	* 27	7	12	.583	4	7	.571	0	0	.000	0	1	1	1.6	2	0	2	2	0	1	18	8.5	
No. 13 Ohio State	1/2/22	* 17	2	5	.400	1	4	.250	2	2	1.000	0	0	0	1.5	1	0	1	0	0	0	0	7	8.4
at No. 10 Michigan St.	1/5/22	* 21	1	4	.250	1	4	.250	0	0	.000	0	2	2	1.5	2	0	1	1	0	1	3	8.1	
at Rutgers	1/8/22	* 22	2	5	.400	2	5	.400	0	0	.000	0	1	1	1.5	2	0	2	0	0	0	6	7.9	
No. 25 Illinois	1/11/22	* 26	3	6	.500	2	3	.667	0	0	.000	0	2	2	1.5	1	0	1	0	0	0	1	8	7.9
at No. 7 Purdue	1/14/22	* 16	4	5	.800	2	3	.667	1	2	.500	1	2	3	1.6	1	0	1	0	0	2	11	8.1	
Indiana	1/17/22	* 16	1	2	.500	0	0	.000	0	0	.000	0	0	0	1.5	1	0	1	1	0	1	2	7.8	
No. 11 Wisconsin	1/27/22	9	0	1	.000	0	0	.000	0	0	.000	0	1	1	1.5	1	0	1	1	0	0	0	0	7.4
Rutgers	1/29/22	5	0	3	.000	0	0	.000	0	0	.000	2	0	2	1.5	0	0	0	0	0	1	0	0	7.0
at Michigan	2/1/22	16	3	3	1.000	1	1	1.000	0	0	.000	0	1	1	1.5	2	0	1	1	1	1	0	7	7.0
Northwestern	2/5/22	15	1	4	.250	0	3	.000	0	0	.000	1	2	3	1.6	0	0	0	0	0	0	0	2	6.8
Minnesota	2/9/22	7	1	2	.500	1	2	.500	0	0	.000	0	0	0	1.5	0	0	0	0	0	0	1	3	6.7
at Iowa	2/13/22	12	1	6	.167	1	6	.167	2	2	1.000	0	3	3	1.6	0	0	1	0	0	0	0	5	6.6
Maryland	2/18/22	4	0	0	.000	0	0	.000	0	0	.000	1	0	1	1.5	0	0	0	0	0	0	0	0	6.3
at Northwestern	2/22/22	13	0	2	.000	0	1	.000	0	0	.000	0	2	2	1.6	0	0	1	0	0	0	0	0	6.1
No. 25 Iowa	2/25/22				DNP																			
at Penn State	2/27/22	4	0	1	.000	0	0	.000	0	0	.000	0	1	1	1.5	0	0	0	0	0	0	0	0	5.9
Totals		11	483	58	151	.384	36	105	.343	13	16	.813	7	36	43	1.5	20	0	17	10	1	23	165	5.9

SEASON/NEB/CAREER HIGHS

Points	Season: 23, South Dakota (11/27/21)
Rebounds	Season: 4, Kansas State (12/19/21)
Field Goals	Season: 8, South Dakota (11/27/21)
3-Point Field Goals	Season: 5, Two Times (last, 12/1/21)
Free Throws	Season: 3, Southern (11/21/21)
Free Throw Attempts	Season: 4, Southern (11/21/21)
Assists	Season: 2, Three times (last, 1/8/22)
Steals	Season: 3, Three times (last, 12/19/21)
Blocks	Season: 1, at Michigan (2/1/21)
Minutes Played	Season: 43, at NC State (12/1/21)

NOTING KEISEI TOMINAGA

- Fall 2021 NU Scholar-Athlete Honor Roll
- Junior college transfer who has become a fan favorite with his shooting ability and love of basketball
- Played the final four minutes of NU's win at Penn State
- Had two rebounds and an assist in 13 minutes at Northwestern
- Had seven points on 3-of-3 shooting, a block and an assist in 16 minutes off the bench at Michigan
- Led NU with 11 points - all in the second half - on 4-of-5 shooting along with three boards and two steals at No. 7 Purdue
- Had eight points, two rebounds, an assist and a steal in 26 minutes against No. 25 Illinois
- Finished with seven points and an assist in 17 minutes against No. 13 Ohio State
- Led NU with 18 points on 7-of-12 shooting, including four 3-pointers, in the win over Kennesaw State
- Totaled eight points and a career-high four rebounds in the loss to Kansas State
- Reached double figures for the fifth time in a seven-game stretch with 11 points and three boards vs. Michigan
- Had 16 points, including five 3-pointers and two steals in a career-high 44 minutes at NC State
- Keyed NU's win over South Dakota with a career-high 23 points on 8-of-11 shooting, including 5-of-6 from 3-point range, while also adding two assists and two steals in 22 minutes
- Reached double figures for the second straight game with 11 points and two boards in 11 minutes against Southern
- Had a then-season-high 11 points in 17 minutes off the bench against Idaho State
- Came off the bench in the opener vs. Western Illinois and had three points and a team-high three steals in 18 minutes of work
- Represented Japan in 3x3 Basketball in the 2020 Tokyo Olympics, finishing third in scoring (6.9 ppg), fourth in 1-point shooting (74 percent) and seventh in 3-point shooting (36 percent) in helping Japan to the medal round
 - Spent two seasons at Ranger (Texas) College, helping the program to a 22-4 record and a NJCAA National Tournament semifinals appearance in 2021, and 50 wins in two seasons at the school
 - Connected on 198 3-pointers in the last two years, hitting at a 48 percent clip in that span
 - Earned second-team NJCAA All-America honors, averaging 16.3 points per game on 51 percent shooting, ranking ninth in 3-pointer per game (3.4/gm) and 19th in 3-point percentage (48.7)
 - Led Ranger to the semifinals of the 2021 NJCAA Tournament, averaging 20.3 points, 3.5 rebounds and 2.5 assists per game and earning a spot on the all-tournament team
 - Had a 39-point effort, including a school-record 11 3-pointers in 2020-21
 - Earned first-team all-conference recognition in 2019-20, averaging 16.8 ppg on 55 percent shooting, including 48 percent from 3-point range, as Ranger went 28-3 before the pandemic ended the season
 - His father, Hiroyuki, was a center on the Japan national team and played in the 1998 FIBA World Championship and played professionally in Japan for a decade

#32 - WILHELM BREIDENBACH | FR. | F | 6-10 | 227 | RANCHO SANTA MARGARITA, CALIF.



CAREER STATS

Year	GP	GS	Min	Avg	Total					Rebounds					PF	FO	Ast	TO	Blk	Stl	Pts	Avg			
					FG	FGA	Pct	3FG	3FGA	Pct	FT	FTA	Pct	Off									Def	Tot	Avg
2021-22	10	0	157	15.7	14	39	.359	3	20	.150	6	12	.500	7	20	27	2.7	33	2	6	7	6	10	37	3.7
TOTAL	10	0	157	15.7	14	39	.359	3	20	.150	6	12	.500	7	20	27	2.7	33	2	6	7	6	10	37	3.7

MISC. STATS

Category	2021-22	Career
Double-Figure Scoring	0	0
Double-Figure Rebounding	0	0
Double-Figure Assists	0	0
Double-Doubles	0	0
Led NU in Scoring	0	0
Led NU in Rebounding	0	0
Led NU in Assists	0	0
20+ Point Games	0	0
30+ Point Games	0	0

2021-22 GAME-BY-GAME TOTALS

Opponent	Date	GS	Min	TOTAL			3-PTS			FT	FTA	Pct	REBOUNDS			PF	FO	A	TO	Blk	Stl	Pts	Avg	
				FG	FGA	Pct	3FG	3FGA	Pct				Off	Def	Tot									Avg
W. Illinois	11/9/21	11	0	3	.000	0	2	.000	0	0	.000	0	0	0	0.0	4	0	0	1	1	1	0	0.0	
Sam Houston	11/12/21	17	1	3	.333	0	1	.000	1	1	1.000	1	2	3	1.5	5	1	0	1	1	1	3	1.5	
Creighton	11/16/21	18	1	5	.200	1	3	.333	0	0	.000	0	2	2	1.7	3	0	2	0	2	0	3	2.0	
Idaho State	11/19/21	16	3	6	.500	2	5	.400	1	2	.500	1	2	3	2.0	3	0	2	0	0	0	9	3.8	
Southern	11/21/21	19	2	4	.500	0	2	.000	0	2	.000	0	4	4	2.4	3	0	1	1	0	0	4	3.8	
Tennessee State	11/23/21	10	0	2	.000	0	1	.000	0	0	.000	0	0	0	2.0	3	0	0	0	0	0	0	3.2	
South Dakota	11/27/21	21	0	0	.000	0	0	.000	3	5	.600	1	4	5	2.4	2	0	1	1	0	5	3	3.1	
at NC State	12/1/21	14	3	6	.500	0	3	.000	0	1	.000	1	1	2	2.4	5	1	0	2	1	1	6	3.5	
at Indiana	12/4/21	17	2	3	.667	0	1	.000	1	1	1.000	0	4	4	2.6	4	0	0	0	1	0	5	3.7	
Michigan	12/7/21	14	2	7	.286	0	2	.000	0	0	.000	3	1	4	2.7	1	0	0	1	0	2	4	3.7	
vs. No. 18 Auburn	12/11/21	DNP																						
Kansas State	12/19/21	DNP																						
Kennesaw State	12/22/21	DNP																						
No. 13 Ohio State	1/2/22	DNP																						
at No. 10 Michigan State	1/5/22	DNP																						
at Rutgers	1/8/22	DNP																						
No. 25 Illinois	1/11/22	DNP																						
at No. 7 Purdue	1/14/22	DNP																						
Indiana	1/17/22	DNP																						
No. 11 Wisconsin	1/27/22	DNP																						
Rutgers	1/29/22	DNP																						
at Michigan	2/1/22	DNP																						
Northwestern	2/5/22	DNP																						
Minnesota	2/9/22	DNP																						
at Iowa	2/13/22	DNP																						
Maryland	2/18/22	DNP																						
at Northwestern	2/22/22	DNP																						
No. 25 Iowa	2/25/22	DNP																						
at Penn State	2/27/22	DNP																						
Totals		0	157	14	39	.359	3	20	.150	6	12	.500	7	20	27	2.7	33	2	6	7	6	10	37	3.7

SEASON/NEB/CAREER HIGHS

Points	9, Idaho State (11/19/21)
Season:	9, Idaho State (11/19/21)
Rebounds	5, South Dakota (11/27/21)
Season:	5, South Dakota (11/27/21)
Field Goals	3, Two times (last, 12/1/21)
Season:	3, Two times (last, 12/1/21)
3-Point Field Goals	2, Idaho State (11/19/21)
Season:	2, Idaho State (11/19/21)
Free Throws	3, South Dakota (11/27/21)
Season:	3, South Dakota (11/27/21)
Free Throw Attempts	5, South Dakota (11/27/21)
Season:	5, South Dakota (11/27/21)
Assists	2, Idaho State (11/19/21)
Season:	2, Idaho State (11/19/21)
Steals	5, South Dakota (11/27/21)
Season:	5, South Dakota (11/27/21)
Blocks	2, Creighton (11/16/21)
Season:	2, Creighton (11/16/21)
Minutes Played	21, South Dakota (11/27/21)
Season:	21, South Dakota (11/27/21)

NOTING WILHELM BREIDENBACH

- Fall 2021 NU Scholar-Athlete Honor Roll
- Top 100 recruit who brings a combination of size and skill along with a high basketball IQ
- Underwent season-ending surgery on Dec. 22, as he suffered a leg injury in the second half of the Michigan game on Dec. 7
- Had four points and four rebounds against Michigan before leaving the game early in the second half
- Gave NU 17 good minutes off the bench with five points, four boards and a blocked shot against Indiana
- Had six points, two rebounds and a blocked shot in 14 minutes before fouling out at NC State
- Made a major impact vs. South Dakota without taking a shot, setting season bests in steals (five), rebounds (five) and minutes (21)
- Played just nine minutes because of foul trouble vs. Tennessee State
- Finished with four points and four rebounds in 19 minutes against Southern
- Had nine points, three boards and two assists vs. Idaho State, scoring six of his points in an 11-0 first half run
- Finished with three points, two boards, two assists and two blocked shots in 18 minutes against Creighton
- Totaled three points, three boards, a block and steal in 17 minutes against Sam Houston
- A four-star prospect, he ranked No. 75 in the 2021 ESPN100 and was ranked No. 97 nationally in the 247Sports Composite, which combines all of the major recruiting services
- Was a four-year starter at Mater Dei High School and legendary Coach Gary McKnight, scoring nearly 1,300 points and more than 750 rebounds
- Starred in a frontcourt with three Division I signees, averaging 15.5 points, 7.0 rebounds and 2.8 assists per game in 21 contests before suffering a season-ending knee injury after Mater Dei was 24-0
- Averaged 11.9 points and 8.0 rebounds per game during his junior season, as Mater Dei went 25-8 and reached the CIF Open Division Regional semifinals
- Played his AAU ball with Team Why Not on the EYBL circuit, helping the team to a runner-up finish in the 2019 Peach Jam
- Selected NU over Marquette, Michigan, Cal and Utah



CAREER STATS

Year	GP	GS	Min	Avg	Total			3FG	3FGA	Pct	FT	FTA	Pct	Rebounds		PF	FO	Ast	TO	Blk	Stl	Pts	Avg
					FG	FGA	Pct							Off	Def								
2021-22	DNP																						

MISC. STATS

Category	2021-22	Career
Double-Figure Scoring	0	0
Double-Figure Rebounding	0	0
Double-Figure Assists	0	0
Double-Doubles	0	0
Led NU in Scoring	0	0
Led NU in Rebounding	0	0
Led NU in Assists	0	0
20+ Point Games	0	0
30+ Point Games	0	0

2021-22 GAME-BY-GAME TOTALS

Opponent	Date	GS	Min	TOTAL			3-PTS			FT	FTA	Pct	REBOUNDS		PF	FO	A	TO	Blk	Stl	Pts	Avg
				FG	FGA	Pct	3FG	FGA	Pct				Off	Def								
Has not played this season																						

SEASON/NEB/CAREER HIGHS

Points	None
Season:	None
Rebounds	None
Season:	None
Field Goals	None
Season:	None
3-Point Field Goals	None
Season:	None
Free Throws	None
Season:	None
Free Throw Attempts	None
Season:	None
Assists	None
Season:	None
Steals	None
Season:	None
Blocks	None
Season:	None
Minutes Played	None
Season:	None

NOTING OLEG KOJENETS

- Fall 2021 NU Scholar-Athlete Honor Roll
- Seven-foot center who provides frontcourt depth and an evolving skill set who is expected to redshirt
- Was a three-star recruit by both 247Sports and Rivals and was ranked in the top-100 nationally by 247Sports prior to his senior season. He was rated No. 208 nationally and the No. 26 center nationally, in the 2020-21 247Sports Composite
 - Was limited to just nine games at Western Reserve Academy in Ohio because of COVID-19, but teamed with Wisconsin freshman Markus Ilver
- Played for Zalgiris Kaunas' U-18 team at the 2020 adidas Next Generation Tournament, averaging 6.8 points on 50 percent shooting and 4.0 rebounds per game
- Represented Lithuania at the 2019 FIBA U16 European Championships, averaging 9.1 points, 6.3 rebounds and 1.7 blocked shots per game while shooting 49 percent from the field
- Both parents played at UNC Wilmington, as his father (Aleh) was a 6-foot-11 center who played in 114 games and an NCAA Tournament appearance in 2000 before playing professionally overseas
- His mother (Jurgita), was a 6-foot-6 center who holds the school record with 10 blocked shots in a game and ranks in the top-five at UNCW for blocks in season (71, 1998-99) and career (122, 1997-2000).

#4 - JACKSON CRONIN | FR. | G | 6-1 | 187 | GREAT NECK, N.Y.



CAREER STATS

Year	GP	GS	Min	Avg	Total							Rebounds													
					FG	FGA	Pct	3FG	3FGA	Pct	FT	FTA	Pct	Off	Def	Tot	Avg	PF	FO	Ast	TO	Blk	Stl	Pts	Avg
2021-22	12	0	15	1.3	3	5	.600	1	1	1.000	0	2	.000	0	1	1	0.1	0	0	0	0	0	0	7	0.6
TOTAL	12	0	15	1.3	3	5	.600	1	1	1.000	0	2	.000	0	1	1	0.1	0	0	0	0	0	0	7	0.6

NOTING JACKSON CRONIN

- Has played in 12 games and had a season-high five points at Iowa
- One of two walk-ons added this season, as Cronin earned first-team all-county honors after averaging 21.3 points, 8.0 rebounds and 6.1 assists per game at Great Neck North High School in 2020-21
- Was a four-year performer and two-time All-Nassau County selection, averaging more than 20 points per game as a junior and senior
- Played in the Maccabi Pan American games in 2019 for the U16 USA Team, earning a gold medal.
- Father (Steve) played collegiately at Tufts

#12 - SAM HOIBERG | FR. | G | 6-0 | 184 | LINCOLN, NEB.



CAREER STATS

Year	GP	GS	Min	Avg	Total							Rebounds													
					FG	FGA	Pct	3FG	3FGA	Pct	FT	FTA	Pct	Off	Def	Tot	Avg	PF	FO	Ast	TO	Blk	Stl	Pts	Avg
2021-22	DNP																								
TOTAL	DNP																								

NOTING SAM HOIBERG

- Fall 2021 NU Scholar-Athlete Honor Roll
- Walk-on who is in his first season at Nebraska after averaging 14.9 points, 4.2 rebounds and 3.8 assists at Lincoln Pius X High School in 2020-21
- Garnered honorable-mention all-state honors as a senior helping the school to an 18-4 mark and berth in the Class A (largest class) state tournament
- Was a two-year starter at Pius X, averaging 14.5 ppg, 4.5 rpg and 3.5 apg in his first season at the school after moving to Lincoln
- Is an accomplished golfer who helped Pius X to state runner-up honors in 2021
- Is the son of NU Head Coach Fred Hoiberg, who played collegiately at Iowa State and in the NBA for a decade, while his oldest brother Jack, spent four seasons at Michigan State before transferring to UT-Arlington for the 2021-22 campaign

#15 - CHRIS MCGRAW | SO. | G | 6-0 | 176 | COLUMBUS, OHIO



CAREER STATS

Year	GP	GS	Min	Avg	Total							Rebounds													
					FG	FGA	Pct	3FG	3FGA	Pct	FT	FTA	Pct	Off	Def	Tot	Avg	PF	FO	Ast	TO	Blk	Stl	Pts	Avg
2018-19*	4	0	6	1.5	0	1	.000	0	0	.000	0	0	.000	0	0	0	0.0	0	0	0	2	0	0	0	0.0
2021-22	6	0	8	1.3	0	0	.000	0	0	.000	0	0	.000	0	0	0	0.0	0	0	1	0	0	0	0	0.0
TOTAL	6	0	8	1.3	0	0	.000	0	0	.000	0	0	.000	0	0	0	0.0	0	0	1	0	0	0	0	0.0
All*	10	0	14	1.4	0	1	.000	0	0	.000	0	0	.000	0	0	0	0.0	0	0	1	2	0	0	0	0.0

* Statistics from Ohio University

NOTING CHRIS MCGRAW

- Fall 2021 NU Scholar-Athlete Honor Roll
- Walk-on who is in his second season at Nebraska after transferring from Division III Otterbein University, where he did not play last season because of injury
- Began his collegiate career at Ohio University in 2018-19, playing in four games and recording two assists in six minutes of action
- Was a teammate of Trey McGowens at Hargrave Military Academy in 2017-18, as the team went 33-4 and was ranked fourth nationally

#21 - JACE PIATKOWSKI | R-FR. | G | 6-3 | 177 | OMAHA, NEB.



CAREER STATS

Year	GP	GS	Min	Avg	Total							Rebounds													
					FG	FGA	Pct	3FG	3FGA	Pct	FT	FTA	Pct	Off	Def	Tot	Avg	PF	FO	Ast	TO	Blk	Stl	Pts	Avg
2020-21	10	0	18	1.8	1	1	1.000	1	1	1.000	1	2	.500	1	1	2	0.2	0	0	0	1	0	0	4	0.4
2021-22	DNP																								
TOTAL	10	0	18	1.8	1	1	1.000	1	1	1.000	1	2	.500	1	1	2	0.2	0	0	0	1	0	0	4	0.4

NOTING JACE PIATKOWSKI

- Fall 2021 NU Scholar-Athlete Honor Roll
- Third-year walk-on who played in 10 games in 2020-21, including seven times in Big Ten play
- Made his debut and hit a 3-pointer in a season-high four minutes against McNeese State
- Played at Elkhorn South, averaging 18.6 points and 3.3 rebounds per game as a senior, to earn honorable-mention all-state honors from the Omaha World-Herald
- His father (Eric) played at Nebraska from 1991-94 and spent 14 years in the NBA
- The elder Piatkowski ranks second in school history with 1,934 points and was a two-time All-Big Eight pick and 1994 Big Eight Tournament MVP

2021-22 BOXSCORES

WESTERN ILLINOIS 75, NEBRASKA 74



Official Basketball Box Score - Final
Western Ill. at Nebraska
11/19/21 Pinnacle Bank Arena, Lincoln, NE
Nebraska vs. Western Ill.

Game Time: 7:01 PM
Game Duration: 2:08
Attendance: 15,312

Officials: Steve M.Jenkins, John Floyd, Scott Siville

Western Ill. - 75

Box score table for Western Illinois vs Nebraska, showing player stats for Western Illinois (75 total points).

Technical Fouls: NONE

Shooting By Period table for Western Illinois vs Nebraska.

Nebraska - 74

Box score table for Nebraska vs Western Illinois, showing player stats for Nebraska (74 total points).

Technical Fouls: NONE

Shooting By Period table for Nebraska vs Western Illinois.

Summary statistics table for Western Illinois vs Nebraska, including biggest lead, best scoring run, and time with lead.

Points from Turnovers and Period by Period Scoring table for Western Illinois vs Nebraska.

NEBRASKA 74, SAM HOUSTON 65



Official Basketball Box Score - Final
Sam Houston at Nebraska
11/19/21 Pinnacle Bank Arena, Lincoln, NE
Nebraska vs. Sam Houston

Game Time: 7:31 PM
Game Duration: 2:10
Attendance: 15,474

Officials: Tim Stewart, Bryan Anselinger, Kirk Smith

Sam Houston - 65

Box score table for Sam Houston vs Nebraska, showing player stats for Sam Houston (65 total points).

Technical Fouls: Team 2nd 9:01

Shooting By Period table for Sam Houston vs Nebraska.

Nebraska - 74

Box score table for Nebraska vs Sam Houston, showing player stats for Nebraska (74 total points).

Technical Fouls: McGovens 2nd 19:27

Shooting By Period table for Nebraska vs Sam Houston.

Summary statistics table for Nebraska vs Sam Houston, including biggest lead, best scoring run, and time with lead.

Points from Turnovers and Period by Period Scoring table for Nebraska vs Sam Houston.

CREIGHTON 77, NEBRASKA 69



Official Basketball Box Score - Final
Creighton at Nebraska
11/19/21 Pinnacle Bank Arena, Lincoln, NE
Nebraska vs. Creighton

Game Time: 6:01 PM
Game Duration: 1:51
Attendance: 15,939

Officials: Pat Driscoll, Tim Cougherty, Earl Watson

Creighton - 77

Box score table for Creighton vs Nebraska, showing player stats for Creighton (77 total points).

Technical Fouls: NONE

Shooting By Period table for Creighton vs Nebraska.

Nebraska - 69

Box score table for Nebraska vs Creighton, showing player stats for Nebraska (69 total points).

Technical Fouls: NONE

Shooting By Period table for Nebraska vs Creighton.

Summary statistics table for Nebraska vs Creighton, including biggest lead, best scoring run, and time with lead.

Points from Turnovers and Period by Period Scoring table for Nebraska vs Creighton.

NEBRASKA 78, IDAHO STATE 60



Official Basketball Box Score - Final
Idaho St. at Nebraska
11/19/21 Pinnacle Bank Arena, Lincoln, NE
Nebraska vs. Idaho State

Game Time: 6:01 PM
Game Duration: 1:46
Attendance: 15,274

Officials: Lewis Garrison, Brian McNeil, Steve Honacki

Idaho St. - 60

Box score table for Idaho State vs Nebraska, showing player stats for Idaho State (60 total points).

Technical Fouls: NONE

Shooting By Period table for Idaho State vs Nebraska.

Nebraska - 78

Box score table for Nebraska vs Idaho State, showing player stats for Nebraska (78 total points).

Technical Fouls: NONE

Shooting By Period table for Nebraska vs Idaho State.

Summary statistics table for Nebraska vs Idaho State, including biggest lead, best scoring run, and time with lead.

Points from Turnovers and Period by Period Scoring table for Nebraska vs Idaho State.

NEBRASKA 82, SOUTHERN 59



Official Basketball Box Score - Final
Southern U. at Nebraska
11/21/21 Pinnacle Bank Arena, Lincoln
Nebraska vs. Southern

Game Time: 3:01 PM
Game Duration: 1:53
Attendance: 15,265

Officials: Larry Scrotto, Kelly Pfeifer, King Whitehouse

Southern U. - 59

Box score table for Southern U. vs Nebraska, including columns for NO. Name, Min, FG, 3P, FT, Rebounds, Fouls, TP, AS, TO, ST, Blocks, BS, BA, +/-.

Shooting By Period table showing FG%, 3PT%, FT%, GM FG%, and Dead Ball Rebounds.

Technical Fouls: NONE

Nebraska - 82

Box score table for Nebraska vs Southern U., including columns for NO. Name, Min, FG, 3P, FT, Rebounds, Fouls, TP, AS, TO, ST, Blocks, BS, BA, +/-.

Shooting By Period table showing FG%, 3PT%, FT%, GM FG%, and Dead Ball Rebounds.

Technical Fouls: NONE

Summary statistics table including Biggest lead, Best Scoring Run, Lead Changes, Times Tied, Time with Lead, Points from Turnovers, Paint, Second Chance, Fast Breaks, Bench, and Period by Period Scoring.

NEBRASKA 79, TENNESSEE STATE 73

Official Basketball Box Score - Final
Tennessee St. at Nebraska
11/23/21 Pinnacle Bank Arena, Lincoln
Nebraska vs. Tennessee State

Game Time: 8:03 PM
Game Duration: 2:06
Attendance: 15,226

Officials: Chris Beaver, Edwin Young, Michael Kils Jr.

Tennessee St. - 73

Box score table for Tennessee St. vs Nebraska, including columns for NO. Name, Min, FG, 3P, FT, Rebounds, Fouls, TP, AS, TO, ST, Blocks, BS, BA, +/-.

Shooting By Period table showing FG%, 3PT%, FT%, GM FG%, and Dead Ball Rebounds.

Technical Fouls: NONE

Nebraska - 79

Box score table for Nebraska vs Tennessee St., including columns for NO. Name, Min, FG, 3P, FT, Rebounds, Fouls, TP, AS, TO, ST, Blocks, BS, BA, +/-.

Shooting By Period table showing FG%, 3PT%, FT%, GM FG%, and Dead Ball Rebounds.

Technical Fouls: NONE

Summary statistics table including Biggest lead, Best Scoring Run, Lead Changes, Times Tied, Time with Lead, Points from Turnovers, Paint, Second Chance, Fast Breaks, Bench, and Period by Period Scoring.

NEBRASKA 83, SOUTH DAKOTA 70



Official Basketball Box Score - Final
South Dakota at Nebraska
11/21/21 Pinnacle Bank Arena, Lincoln
Nebraska vs. South Dakota

Game Time: 1:01 PM
Game Duration: 1:53
Attendance: 15,685

Officials: Donnie Epley, Bill Bu, John Floyd

South Dakota - 70

Box score table for South Dakota vs Nebraska, including columns for NO. Name, Min, FG, 3P, FT, Rebounds, Fouls, TP, AS, TO, ST, Blocks, BS, BA, +/-.

Shooting By Period table showing FG%, 3PT%, FT%, GM FG%, and Dead Ball Rebounds.

Technical Fouls: NONE

Nebraska - 83

Box score table for Nebraska vs South Dakota, including columns for NO. Name, Min, FG, 3P, FT, Rebounds, Fouls, TP, AS, TO, ST, Blocks, BS, BA, +/-.

Shooting By Period table showing FG%, 3PT%, FT%, GM FG%, and Dead Ball Rebounds.

Technical Fouls: NONE

Summary statistics table including Biggest lead, Best Scoring Run, Lead Changes, Times Tied, Time with Lead, Points from Turnovers, Paint, Second Chance, Fast Breaks, Bench, and Period by Period Scoring.

NC STATE 104, NEBRASKA 100 (4OT)



Official Basketball Box Score - Final
Nebraska at NC State
12/01/21 PNC Arena, Raleigh
2021-22 Men's Basketball

Game Time: 7:15 PM
Game Duration: 3:23
Attendance: 11,562

Officials: Ted Valentine, Bill Covington Jr., Tony Henderson

Nebraska - 100

Box score table for Nebraska vs NC State, including columns for NO. Name, Min, FG, 3P, FT, Rebounds, Fouls, TP, AS, TO, ST, Blocks, BS, BA, +/-.

Shooting By Period table showing FG%, 3PT%, FT%, GM FG%, and Dead Ball Rebounds.

Technical Fouls: Maye 2nd 6, 09

NC State - 104

Box score table for NC State vs Nebraska, including columns for NO. Name, Min, FG, 3P, FT, Rebounds, Fouls, TP, AS, TO, ST, Blocks, BS, BA, +/-.

Shooting By Period table showing FG%, 3PT%, FT%, GM FG%, and Dead Ball Rebounds.

Technical Fouls: Hayes 2nd 6, 09

Summary statistics table including Biggest lead, Best Scoring Run, Lead Changes, Times Tied, Time with Lead, Points from Turnovers, Paint, Second Chance, Fast Breaks, Bench, and Period by Period Scoring.

2021-22 BOXSCORES

NO. 25 ILLINOIS 81, NEBRASKA 71



Official Basketball Box Score - Final
Illinois at Nebraska
01/17/22 Pinnacle Bank Arena, Lincoln
Nebraska vs. Illinois

Game Time: 7:37 PM
Game Duration: 2:00
Attendance: 14,889

Officials: Rob Riley, Don Daly, Brooks Wells

Illinois - 81

Table with columns: NO. Name, Min, FG, 3P, FT, Rebounds, Fouls, TP, AS, TO, ST, Blocks, +/-

Shooting By Period table with columns: 1st FG%, 3PT%, FT%, 2nd FG%, 3PT%, FT%, GM FG%, 3PT%, FT%

Dead Ball Rebounds: 2, 0

Technical Fouls: NONE

Nebraska - 71

Table with columns: NO. Name, Min, FG, 3P, FT, Rebounds, Fouls, TP, AS, TO, ST, Blocks, +/-

Shooting By Period table with columns: 1st FG%, 3PT%, FT%, 2nd FG%, 3PT%, FT%, GM FG%, 3PT%, FT%

Dead Ball Rebounds: 2, 0

Technical Fouls: NONE

Summary table with columns: ILL, NEB, Points from Turnovers, Points from Paint, Second Chance, Fast Breaks, Bench

Game Notes: Flip warning 1st half 10:54 NEB

NO. 7 PURDUE 93, NEBRASKA 65



Official Basketball Box Score - Final
Nebraska at Purdue
01/14/22 Mackey Arena, West Lafayette
2021-22 Men's Basketball

Game Time: 6:30 PM
Game Duration: 2:10
Attendance: 14,934

Officials: Chris Beaver, Lewis Garrison, Terry Oglesby

Nebraska - 65

Table with columns: NO. Name, Min, FG, 3P, FT, Rebounds, Fouls, TP, AS, TO, ST, Blocks, +/-

Shooting By Period table with columns: 1st FG%, 3PT%, FT%, 2nd FG%, 3PT%, FT%, GM FG%, 3PT%, FT%

Dead Ball Rebounds: 4, 1

Technical Fouls: NONE

Purdue - 92

Table with columns: NO. Name, Min, FG, 3P, FT, Rebounds, Fouls, TP, AS, TO, ST, Blocks, +/-

Shooting By Period table with columns: 1st FG%, 3PT%, FT%, 2nd FG%, 3PT%, FT%, GM FG%, 3PT%, FT%

Dead Ball Rebounds: 3, 0

Technical Fouls: NONE

Summary table with columns: NEB, PUR, Points from Turnovers, Points from Paint, Second Chance, Fast Breaks, Bench

Game Notes: Flip warning NEB 2nd half 14:05

INDIANA 78, NEBRASKA 71



Official Basketball Box Score - Final
Indiana at Nebraska
01/17/22 Pinnacle Bank Arena, Lincoln
Nebraska vs. Indiana

Game Time: 5:01 PM
Game Duration: 2:15
Attendance: 15,290

Officials: Rob Riley, Eric Curry, Steve McClunkins

Indiana - 78

Table with columns: NO. Name, Min, FG, 3P, FT, Rebounds, Fouls, TP, AS, TO, ST, Blocks, +/-

Shooting By Period table with columns: 1st FG%, 3PT%, FT%, 2nd FG%, 3PT%, FT%, GM FG%, 3PT%, FT%

Dead Ball Rebounds: 5, 0

Technical Fouls: Jackson-Davis 2nd 6:55

Nebraska - 71

Table with columns: NO. Name, Min, FG, 3P, FT, Rebounds, Fouls, TP, AS, TO, ST, Blocks, +/-

Shooting By Period table with columns: 1st FG%, 3PT%, FT%, 2nd FG%, 3PT%, FT%, GM FG%, 3PT%, FT%

Dead Ball Rebounds: 3, 0

Technical Fouls: McGowens 1st 6:39

Summary table with columns: IND, NEB, Points from Turnovers, Points from Paint, Second Chance, Fast Breaks, Bench

Game Notes: Flip warning NEB 2nd half 14:05

NO. 11 WISCONSIN 73, NEBRASKA 65



Official Basketball Box Score - Final
Wisconsin at Nebraska
01/17/22 Pinnacle Bank Arena, Lincoln
Nebraska vs. Wisconsin

Game Time: 4:01 PM
Game Duration: 2:01
Attendance: 15,388

Officials: Don Daly, Steve Honacki, Brian McNutt

Wisconsin - 73

Table with columns: NO. Name, Min, FG, 3P, FT, Rebounds, Fouls, TP, AS, TO, ST, Blocks, +/-

Shooting By Period table with columns: 1st FG%, 3PT%, FT%, 2nd FG%, 3PT%, FT%, GM FG%, 3PT%, FT%

Dead Ball Rebounds: 3, 0

Technical Fouls: NONE

Nebraska - 65

Table with columns: NO. Name, Min, FG, 3P, FT, Rebounds, Fouls, TP, AS, TO, ST, Blocks, +/-

Shooting By Period table with columns: 1st FG%, 3PT%, FT%, 2nd FG%, 3PT%, FT%, GM FG%, 3PT%, FT%

Dead Ball Rebounds: 0, 0

Technical Fouls: NONE

Summary table with columns: WIS, NEB, Points from Turnovers, Points from Paint, Second Chance, Fast Breaks, Bench

Game Notes: Flip warning NEB 2nd half 14:05

NEBRASKA 93, PENN STATE 70



Official Basketball Box Score - Final
Nebraska at Penn St.
 02/27/22 Bryce Jordan Center, University Park, Pa.
 2021-22 Men's Basketball

Game Time: 7:00 PM
 Game Duration: 1:48
 Attendance: 8,273

Officials: Larry Scrotto, Steve McJunkins, Donnie Eggleay

Nebraska - 93		Record: 8-21 (2-16)													Shooting By Period		
NO.	Name	Min	FG M-A	3P M-A	FT M-A	Rebounds OR DR TOT	Fouls PF FD	TP	AS	TO	ST	Blocks BS BA	+	-	1 st FG%	2 nd FG%	GM FG%
11	Lat Mayen	F 25:04	5-8	2-5	1-1	0 2 2	3 3	13	0	2	1	0	0	23	1 st FG% 20-33 60.6%		
13	Derrick Walker	F 27:19	4-6	0-0	2-2	5 2 7	3 3	10	4	1	0	0	0	23	3PT% 7-12 58.3%		
1	Alonzo Verge Jr.	G 28:54	6-12	2-2	1-1	0 4 4	1 1	15	5	3	0	1	2	20	FT% 2-2 100%		
2	Trey McGowens	G 30:12	4-5	1-1	3-4	1 4 5	3 3	12	4	0	4	0	0	28	2 nd FG% 12-22 54.5%		
5	Bryce McGowens	G 30:33	8-13	3-5	6-6	1 5 6	0 3	25	1	2	1	0	0	33	3PT% 6-8 75.0%		
	C.J. Wilcher	20:38	3-4	3-3	0-1	0 2 2	1 1	9	0	1	2	0	0	11	FT% 14-17 82.4%		
35	Eduardo Andre	12:41	0-1	0-0	2-2	1 3 4	2 1	2	0	3	0	0	0	0	GM FG% 32-55 58.2%		
10	Kobe Webster	15:27	2-3	2-3	1-2	0 0 0	1 1	7	0	2	0	0	0	2	3PT% 13-20 65.0%		
30	Kelsi Tomnaga	04:06	0-1	0-0	0-0	0 1 1	0 0	0	0	0	0	0	0	-6	FT% 16-19 84.2%		
23	Keon Edwards	03:38	0-2	0-1	0-0	1 0 1	0 0	0	0	1	0	0	0	-5			
4	Jackson Cronin	01:28	0-0	0-0	0-0	0 0 0	0 0	0	0	0	0	0	0	-4			
Team						1 1 2		0									
Totals		32:55	13-20	16-19	10 24 34	14 16	93	14	15	8	1	2	23				

Dead Ball Rebounds: 0, 1

Technical Fouls: NONE

Penn St. - 70		Record: 12-14 (7-11)													Shooting By Period		
NO.	Name	Min	FG M-A	3P M-A	FT M-A	Rebounds OR DR TOT	Fouls PF FD	TP	AS	TO	ST	Blocks BS BA	+	-	1 st FG%	2 nd FG%	GM FG%
1	Seth Lundy	F 26:50	4-11	2-7	2-2	0 4 4	0 3	12	0	2	4	1	0	-19	1 st FG% 13-28 46.4%		
21	John Harrar	F 25:19	4-5	0-0	1-2	4 4 8	3 3	9	1	4	1	0	0	-16	3PT% 4-12 33.3%		
2	Myles Dread	G 15:03	2-2	1-1	0-0	0 0 0	1 0	5	1	0	0	0	0	-18	FT% 1-2 50%		
22	Jalen Pickett	G 35:31	5-11	1-4	1-2	1 1 2	4 3	12	5	1	1	1	0	-27	2 nd FG% 14-30 46.7%		
23	Dallion Johnson	G 26:24	4-10	3-8	0-0	0 3 3	1 0	11	2	2	1	0	0	-24	3PT% 5-14 35.7%		
3	Sam Sessoms	22:39	5-8	1-1	1-2	0 0 0	1 1	12	3	2	2	0	1	-14	FT% 6-8 75%		
4	Caleb Dorsey	09:28	0-2	0-1	2-2	1 0 1	2 1	2	2	0	1	0	0	1	GM FG% 27-58 46.6%		
5	Greg Lee	12:06	2-5	1-3	0-0	0 2 2	2 1	5	0	0	0	0	0	-5	3PT% 9-26 34.6%		
11	Jaheam Cornwall	18:59	1-4	0-1	0-0	0 1 1	1 2	2	0	0	0	0	0	0	FT% 7-10 70.0%		
14	Jalani White	02:35	0-0	0-0	0-0	0 0 0	1 0	0	0	1	0	0	0	-2			
33	Andy Christos	03:38	0-0	0-0	0-0	0 0 0	0 0	0	0	0	0	0	0	5			
15	Dan Conlan	01:28	0-0	0-0	0-0	0 0 0	0 0	0	0	0	0	0	0	-4			
Team						0 1 1		0									
Totals		27:58	9-26	7-10	6 16 22	16 14	70	14	12	10	2	1	-23				

Dead Ball Rebounds: 3, 0

Technical Fouls: NONE

	NEB	PSU	Points from Turnovers	NEB	PSU	Period by Period Scoring			
				15	14	1st	2nd	TOT	
Biggest lead	32 (2 nd 6:55)	3 (1 st 17:13)	Paint	28	30	NEB	49	44	93
Best Scoring Run	11 (1 st 13:38)	7 (2 nd 0:18)	Second Chance	14	3	PSU	31	39	70
Lead Changes	2		Fast Breaks	13	6				
Times Tied	3		Bench	18	21				
Time with Lead	36:39	01:41							



2021-22 Nebraska Men's Basketball Combined Team Statistics All games

Game Records

Record	Overall	Home	Away	Neutral
ALL GAMES	8-21	7-12	1-8	0-1
CONFERENCE	2-16	1-9	1-7	0-0
NON-CONFERENCE	6-5	6-3	0-1	0-1

Score by Periods

Team	1st	2nd	OT	TOT
Nebraska	997	1090	37	2124
Opponents	1074	1176	49	2299

Team Box Score

No.	Player	Total					3-Point		F-Throw		Rebounds				Other Stats							
		GP-GS	MIN	AVG	FG-FGA	FG%	3FG-3FGA	3FG%	FT-FTA	FT%	OFF	DEF	TOT	AVG	PF	DQ	A	TO	BLK	STL	PTS	AVG
5	MCGOWENS, Bryce	29-29	962:12	33.2	150-372	.403	38-136	.279	152-182	.835	21	133	154	5.3	60	1	43	61	10	21	490	16.9
1	VERGE JR., Alonzo	28-28	776:29	27.7	145-323	.449	15-47	.319	83-109	.761	14	109	123	4.4	55	2	143	95	7	44	388	13.9
13	WALKER, Derrick	29-29	762:12	26.3	116-171	.678	0-1	.000	36-50	.720	61	113	174	6.0	82	3	43	50	27	22	268	9.2
0	WILCHER, C.J.	29-1	709:11	24.5	82-180	.456	47-117	.402	22-34	.647	16	54	70	2.4	34	1	26	29	3	24	233	8.0
2	MCGOWENS, Trey	14-13	371:19	26.5	30-74	.405	6-16	.375	31-53	.585	13	45	58	4.1	37	2	26	24	4	17	97	6.9
10	WEBSTER, Kobe	27-1	538:22	19.9	57-153	.373	30-85	.353	22-34	.647	2	39	41	1.5	33	0	38	27	0	14	166	6.1
30	TOMINAGA, Keisei	28-11	480:47	17.2	58-151	.384	36-105	.343	13-16	.813	7	36	43	1.5	20	0	17	10	1	23	165	5.9
11	MAYEN, Lat	28-28	648:44	23.2	59-154	.383	27-88	.307	20-28	.714	17	88	105	3.8	67	1	22	29	9	13	165	5.9
32	BREIDENBACH, Wilhelm	10-0	157:26	15.7	14-39	.359	3-20	.150	6-12	.500	7	20	27	2.7	33	2	6	7	6	10	37	3.7
35	ANDRE, Eduardo	27-0	314:54	11.7	32-58	.552	0-1	.000	22-42	.524	24	67	91	3.4	60	2	9	33	14	16	86	3.2
14	LAKES, Trevor	8-0	71:25	8.9	4-14	.286	3-13	.231	1-2	.500	1	6	7	0.9	7	0	2	1	1	2	12	1.5
23	EDWARDS, Keon	17-5	106:50	6.3	4-21	.190	1-15	.067	1-2	.500	4	8	12	0.7	12	0	2	4	0	2	10	0.6
4	CRONIN, Jackson	12-0	16:35	1.4	3-5	.600	1-1	1.000	0-2	.000	0	1	1	0.1	0	0	0	0	0	0	7	0.6
15	MCGRAW, Chris	6-0	08:33	1.4	0-0	.000	0-0	.000	0-0	.000	0	0	0	0.0	0	0	1	0	0	0	0	0.0
Team											34	32	66				6					
Total		29	5925		754-1715	.440	207-645	.321	409-566	.723	221	751	972	33.5	500	14	378	376	82	208	2124	73.2
Opponents		29	5925		830-1846	.450	261-739	.353	378-528	.716	340	832	1172	40.4	530	12	420	398	105	215	2299	79.3

Team Statistics

	NEBR	OPP
Scoring	2124	2299
Points per game	73.2	79.3
Scoring margin	-6.0	-
Field goals-att	754-1715	830-1846
Field goal pct	.440	.450
3 point fg-att	207-645	261-739
3-point FG pct	.321	.353
3-pt FG made per game	7.1	9.0
Free throws-att	409-566	378-528
Free throw pct	.723	.716
F-Throws made per game	14.1	13.0
Rebounds	972	1172
Rebounds per game	33.5	40.4
Rebounding margin	-6.9	-
Assists	378	420
Assists per game	13.0	14.5
Turnovers	376	398
Turnovers per game	13.0	13.7
Turnover margin	+0.8	-
Assist/turnover ratio	1.0	1.1
Steals	208	215
Steals per game	7.2	7.4
Blocks	82	105
Blocks per game	2.8	3.6
Winning streak	1	-
Home win streak	0	-
Attendance	290371	101218
Home games-Avg/Game	19-15283	9-11246
Neutral site-Avg/Game	-	1-8557

Team Results

Date	Opponent	Score	Att.
11/09/2021	Western Ill.	L 74-75	15312
11/12/2021	Sam Houston	W 74-65	15474
11/16/2021	Creighton	L 69-77	15939
11/19/2021	Idaho St.	W 78-60	15274
11/21/2021	Southern U.	W 82-59	15255
11/23/2021	Tennessee St.	W 79-73	15236
11/27/2021	South Dakota	W 83-70	15685
12/01/2021	at NC State	Lot4 100-104	11562
12/04/2021	at Indiana	L 55-68	17222
12/07/2021	Michigan	L 67-102	15426
12/11/2021	vs Auburn	L 68-99	8557
12/19/2021	Kansas St.	L 58-67	15043
12/22/2021	Kennesaw St.	W 88-74	14519
01/02/2022	Ohio St.	Lot 79-87	14478
01/05/2022	at Michigan St.	L 67-79	14797
01/08/2022	at Rutgers	L 65-93	8000
01/11/2022	Illinois	L 71-81	14069
01/14/2022	at Purdue	L 65-92	14804
01/17/2022	Indiana	L 71-78	15290
01/27/2022	Wisconsin	L 65-73	15385
01/29/2022	Rutgers	L 61-63	15671
02/01/2022	at Michigan	L 79-85	9301
02/05/2022	Northwestern	L 63-87	15609
02/09/2022	Minnesota	W 78-65	15303
02/13/2022	at Iowa	L 75-98	13772
02/18/2022	Maryland	L 74-90	15443
02/22/2022	at Northwestern	L 65-77	3487
02/25/2022	Iowa	L 78-88	15960
02/27/2022	at Penn St.	W 93-70	8273



2021-22 Nebraska Men's Basketball Combined Team Statistics In Conference games

Game Records

Record	Overall	Home	Away	Neutral
ALL GAMES	2-16	1-9	1-7	0-0
CONFERENCE	2-16	1-9	1-7	0-0
NON-CONFERENCE	0-0	0-0	0-0	0-0

Score by Periods

Team	1st	2nd	OT	TOT
Nebraska	602	662	7	1271
Opponents	690	771	15	1476

Team Box Score

No.	Player	Total					3-Point		F-Throw		Rebounds					Other						
		GP-GS	MIN	AVG	FG-FGA	FG%	3FG-3FGA	3FG%	FT-FTA	FT%	OFF	DEF	TOT	AVG	PF	DQ	A	TO	BLK	STL	PTS	AVG
5	MCGOWENS, Bryce	18-18	589:23	32.7	92-238	.387	24-83	.289	95-111	.856	13	75	88	4.9	32	0	24	40	3	13	303	16.8
1	VERGE JR., Alonzo	17-17	447:18	26.3	83-183	.454	10-27	.370	45-57	.789	8	53	61	3.6	35	1	72	54	3	23	221	13.0
13	WALKER, Derrick	18-18	467:00	25.9	72-115	.626	0-0	.000	16-23	.696	38	61	99	5.5	55	3	27	29	10	14	160	8.9
0	WILCHER, C.J.	18-0	427:47	23.8	50-111	.450	29-69	.420	13-20	.650	7	30	37	2.1	16	0	13	16	1	13	142	7.9
2	MCGOWENS, Trey	11-10	303:04	27.6	25-61	.410	6-16	.375	22-39	.564	10	33	43	3.9	32	2	22	19	2	13	78	7.1
11	MAYEN, Lat	18-18	445:52	24.8	43-105	.410	18-53	.340	12-18	.667	12	60	72	4.0	46	1	13	18	6	8	116	6.4
10	WEBSTER, Kobe	18-1	350:32	19.5	36-101	.356	21-60	.350	11-19	.579	1	28	29	1.6	20	0	24	22	0	8	104	5.8
32	BREIDENBACH, Wilhelm	2-0	31:09	15.6	4-10	.400	0-3	.000	1-1	1.000	3	5	8	4.0	5	0	1	1	1	2	9	4.5
30	TOMINAGA, Keisei	17-8	256:51	15.1	25-70	.357	15-48	.313	5-6	.833	5	23	28	1.6	12	0	12	5	1	8	70	4.1
35	ANDRE, Eduardo	18-0	220:10	12.2	22-36	.611	0-0	.000	12-25	.480	14	48	62	3.4	43	2	7	22	13	13	56	3.1
4	CRONIN, Jackson	7-0	09:57	1.4	3-4	.750	1-1	1.000	0-2	.000	0	0	0	0.0	0	0	0	0	0	0	7	1.0
23	EDWARDS, Keon	8-0	38:32	4.8	2-8	.250	1-4	.250	0-0	.000	1	2	3	0.4	5	0	0	2	0	0	5	0.6
15	MCGRAW, Chris	1-0	03:18	3.3	0-0	.000	0-0	.000	0-0	.000	0	0	0	0.0	0	0	1	0	0	0	0	0.0
14	LAKES, Trevor	3-0	34:07	11.4	0-3	.000	0-3	.000	0-0	.000	1	3	4	1.3	3	0	1	1	1	1	0	0.0
Team											23	14	37				4					
Total		18	3625		457-1045	.437	125-367	.341	232-321	.723	136	435	571	31.7	304	9	216	233	41	116	1271	70.6
Opponents		18	3625		534-1118	.478	157-419	.375	251-332	.756	187	503	690	38.3	307	2	271	216	73	137	1476	82.0

Team Statistics

	NEBR	OPP
Scoring	1271	1476
Points per game	70.6	82.0
Scoring margin	-11.4	-
Field goals-att	457-1045	534-1118
Field goal pct	.437	.478
3 point fg-att	125-367	157-419
3-point FG pct	.341	.375
3-pt FG made per game	6.9	8.7
Free throws-att	232-321	251-332
Free throw pct	.723	.756
F-Throws made per game	12.9	13.9
Rebounds	571	690
Rebounds per game	31.7	38.3
Rebounding margin	-6.6	-
Assists	216	271
Assists per game	12.0	15.1
Turnovers	233	216
Turnovers per game	12.9	12.0
Turnover margin	-0.9	-
Assist/turnover ratio	0.9	1.3
Steals	116	137
Steals per game	6.4	7.6
Blocks	41	73
Blocks per game	2.3	4.1
Winning streak	1	-
Home win streak	0	-
Attendance	152634	89656
Home games-Avg/Game	10-15263	8-11207
Neutral site-Avg/Game	-	0-0

Team Results

Date	Opponent	Score	Att.
12/04/2021	at Indiana	L 55-68	17222
12/07/2021	Michigan	L 67-102	15426
01/02/2022	Ohio St.	Lot 79-87	14478
01/05/2022	at Michigan St.	L 67-79	14797
01/08/2022	at Rutgers	L 65-93	8000
01/11/2022	Illinois	L 71-81	14069
01/14/2022	at Purdue	L 65-92	14804
01/17/2022	Indiana	L 71-78	15290
01/27/2022	Wisconsin	L 65-73	15385
01/29/2022	Rutgers	L 61-63	15671
02/01/2022	at Michigan	L 79-85	9301
02/05/2022	Northwestern	L 63-87	15609
02/09/2022	Minnesota	W 78-65	15303
02/13/2022	at Iowa	L 75-98	13772
02/18/2022	Maryland	L 74-90	15443
02/22/2022	at Northwestern	L 65-77	3487
02/25/2022	Iowa	L 78-88	15960
02/27/2022	at Penn St.	W 93-70	8273