



NEBRASKA BASEBALL

2022 GAME NOTES

- 3 CWS APPEARANCES - 17 NCAA TOURNAMENTS - 11 CONFERENCE TITLES

2022 SCHEDULE

OVERALL: 0-0

BIG TEN: 0-0

Date	Opponent	Time (CT)/Result
Feb. 18	at Sam Houston	6:30 PM
Feb. 19	at Sam Houston (DH 7 INN.)	2 PM
Feb. 19	at Sam Houston (DH 9 INN.)	5:30 PM
Feb. 20	at Sam Houston	1 PM
Feb. 25	vs. TCU#	6PM
Feb. 26	vs. TCU#	2 PM
Feb. 27	vs. TCU#	1 PM
March 4	vs. Northwestern State&	11 AM
March 4	at UT Arlington	3 PM
March 5	vs. Northwestern State&	11 AM
March 5	at UT Arlington	3 PM
March 8	at Kansas State	6 PM
March 11	Long Beach State	1:35 PM
March 12	Long Beach State	2:05 PM
March 13	Long Beach State	11:05 AM
March 15	New Mexico State	6:35 PM
March 16	New Mexico State	1:35 PM
March 18	Texas A&M-Corpus Christi	6:35 PM
March 19	Texas A&M-Corpus Christi	2:05 PM
March 20	Texas A&M-Corpus Christi	12:05 PM
March 23	South Dakota State	6:35 PM
March 25	Michigan*	6:35 PM
March 26	Michigan*	2:05 PM
March 27	Michigan*	12:05 PM
March 29	at Creighton	6:30 PM
April 1	at Ohio State*	5:05 PM
April 2	at Ohio State*	2:05 PM
April 3	at Ohio State*	12:05 PM
April 6	at Omaha	6 PM
April 8	Rutgers*	6:35 PM
April 9	Rutgers*	2:05 PM
April 10	Rutgers*	12:05 PM
April 12	Creighton	6:35 PM
April 14	BYU	6:35 PM
April 15	BYU (DH)	2 PM
April 15	BYU (DH)	5:30 PM
April 16	BYU	11:05 AM
April 20	North Dakota State	6:35 PM
April 22	at Indiana*	6 PM
April 23	at Indiana*	1 PM
April 24	at Indiana*	Noon
April 26	Kansas State	6:35 PM
April 27	Omaha	6:35 PM
April 29	Iowa*	6:35 PM
April 30	Iowa*	2:05 PM
May 1	Iowa*	12:05 PM
May 6	at Minnesota*	6 PM
May 7	at Minnesota*	2 PM
May 8	at Minnesota*	1 PM
May 13	at Illinois*	6 PM
May 14	at Illinois*	3 PM
May 15	at Illinois*	1 PM
May 17	Oral Roberts	6:35 PM
May 19	Michigan State*	6:35 PM
May 20	Michigan State*	6:35 PM
May 21	Michigan State*	12:05 PM
May 25-29	Big Ten Tournament	TBD

Home games in **BOLD** • * - Denotes Big Ten Game
- Played at Globe Life Field • & - Played at UT
Arlington

NEBRASKA (0-0) AT SAM HOUSTON (0-0)

FEB. 18-20, 2022

DON SANDERS STADIUM • HUNTSVILLE, TEXAS

	Friday, Feb. 18 - 6:30 p.m. (CT) Online Stream: ESPN+ Radio: Huskers Radio Network Kyle Perry (0-0) vs. Jake Hamilton (0-0)	
	Saturday, Feb. 19 (DH 7 INN.) - 2 p.m. (CT) Online Stream: None Radio: Huskers Radio Network Shay Schanaman (0-0) vs. Liam Eddy (0-0)	
	Saturday, Feb. 19 (DH 2) - 5:30 p.m. (CT) Online Stream: None Radio: Huskers Radio Network Dawson McCarville (0-0) vs. TBA (0-0)	
	Sunday, Feb. 20 - 1 p.m. (CT) Online Stream: None Radio: Huskers Radio Network Braxton Bragg (0-0) vs. Steven Beard (0-0)	

NEBRASKA ROTATION

R/L	#	Player	ERA	W-L	App.	GS	IP	R	ER	BB	SO
LHP	19	Kyle Perry *	3.48	2-0	4	4	10.1	5	4	4	15
RHP	8	Shay Schanaman *	5.08	5-2	13	12	67.1	44	38	25	72
RHP	49	Dawson McCarville \$	3.58	5-3	17	9	65.1	27	26	25	48
RHP	12	Braxton Bragg *	8.04	1-2	11	0	15.2	15	14	6	18

* - 2021 Nebraska stats

\$ - 2021 Grand Canyon stats

The Nebraska baseball team opens the 2022 campaign on Friday, Feb. 18, at Don Sanders Stadium in Huntsville, Texas, with the first of four games against the Sam Houston Bearkats. First pitch of the season opener is set for 6:30 p.m. (CT).

The teams will then meet for a doubleheader on Saturday starting at 2 p.m. The first game of the twin bill will be a seven-inning contest, while game two will be a nine-inning affair starting at approximately 5:30 p.m. The four-game series wraps up on Sunday with a first pitch of 1 p.m.

Friday night's game will be video streamed on ESPN+. Fans can listen to Greg Sharpe and Ben McLaughlin call the action this weekend on the Huskers Radio Network. Friday's game will be carried on 105.3 The Bone, while Saturday's doubleheader will be carried on KLIN (1400 AM, 99.3 FM) in Lincoln, KXSP (590 AM) in Omaha and KRVN (880 AM) in Lexington. Sunday's series finale can be heard on KLIN (1400 AM, 99.3 FM) in Lincoln. Every game this season can be heard for free on Huskers.com and the Official Nebraska Huskers App for both iOS and android devices.

Last Time Out

Nebraska ended the 2021 season with a 34-14 record after nearly becoming the fourth team since 1999 to knock off the No. 1 national seed in regional play. The Huskers pummeled NJIT with an 18-4 victory in the first elimination game on Sunday, before coming back and knocking off No. 1 Arkansas 5-3 to force a decisive game seven in the Fayetteville Regional on Sunday night. Nebraska, which reached the regional final round for the first time since 2007, pushed top-ranked Arkansas to the brink, but the Razorbacks used a two-out, eighth-inning rally to break open a 2-2 deadlock and punched their ticket to the Super Regional with a 6-2 win on Monday night.

2022 NEBRASKA BASEBALL ROSTER

ALPHABETICAL ROSTER

No.	Player	Letters	Pos.
4	Anderson, Max	*	INF
18	Anglim, Garrett		OF
10	Banjoff, Leighton	**	INF/OF
37	Benson, Chandler		LHP
48	Bradford, Ethan	**	LHP
12	Bragg, Braxton	**	RHP
33	Brockett, Jackson		LHP
27	Bunz, Jake	*	LHP
5	Caron, Josh		C/INF
9	Cervantes, Efrey	*	INF
13	Chick, Cam	***	INF
25	Christo, Drew		RHP
16	Everitt, Griffin	*	C
40	Feekin, Caleb	**	LHP
28	Frank, Koty	*	RHP
34	Gomes, Colby	**	INF/RHP
45	Guthmiller, Matthew		INF/OF
39	Hawkins, Corbin		RHP
32	Hood, CJ		RHP
20	Jackson, Core		INF
43	Jelkin, Jaxon		RHP
1	Jessen, Luke		RHP
41	Martin, Tyler	***	LHP
36	Mason, Quinn	**	RHP
14	Matthews, Brice	*	INF
49	McCarville, Dawson		RHP
38	Olson, Emmett	*	LHP
51	Ornelas, Mason		RHP
17	Palmer, Tyler		OF
19	Perry, Kyle	***	LHP
3	Petersen, Max		INF
21	Sartori, Luke	*	OF
8	Schanaman, Shay	***	RHP
11	Steil, Jack	*	INF
44	Swansen, Gabe		INF
30	Walsh, Will		INF/LHP
26	Wessel, Drew		C
47	Wimmers, Nick		C

*-Letters Earned

PRONUNCIATIONS

Player	Pronunciation
Garrett Anglim	Ang-lum
Efrey Cervantes	Ee-fry Sir-vaughn-tess
Josh Caron	Care-n
Koty Frank	Cody
Colby Gomes	Gome-EZ
Lance Harvell	Har-VELL
Core Jackson	Cor
Danny Marcuzzo	Mar-coo-zo
Luke Sartori	Sar-tori
Shay Schanaman	Shann-uh-man
Bryce Siecko	See-ko
Jack Steil	Style

NUMERICAL ROSTER

No.	Player	B/T	Pos.	Ht.	Wt.	Yr.	Hometown / Previous School(s)
1	Luke Jessen	L/L	OF	5-9	170	Fr.	Elkhorn, Neb. / Elkhorn South
3	Max Petersen	L/R	INF	6-1	180	Fr.	Lincoln, Neb. / Southwest
4	Max Anderson	R/R	INF	6-0	195	So.	Omaha, Neb. / Millard West
5	Josh Caron	R/R	C/INF	6-0	215	Fr.	Sun Prairie, Wis. / Sun Prairie
8	Shay Schanaman	R/R	RHP	6-0	195	Sr.	Grand Island, Neb. / Grand Island
9	Efrey Cervantes	R/R	INF	6-1	185	Sr.	Tucson, Ariz. / Salpointe Catholic/ South Mountain CC
10	Leighton Banjoff	R/R	INF/OF	6-1	200	Jr.	Sheffield Village, Ohio / Elyria Catholic
11	Jack Steil	R/R	INF	6-2	215	So.	Cold Spring, Minn. / Rocori
12	Braxton Bragg	R/R	RHP	6-2	200	Jr.	Kansas City, Mo. / Liberty
13	Cam Chick	S/R	INF/OF	5-9	175	Sr.	Columbia, Mo. / Hickman
14	Brice Matthews	R/R	INF	6-0	175	So.	Humble, Texas / Atascocita
16	Griffin Everitt	R/R	C	6-0	210	Sr.	Lincoln, Neb. / Southwest/Kansas City CC
17	Tyler Palmer	R/R	OF	6-1	175	RFr.	Columbus, Neb. / Scotus Central Catholic
18	Garrett Anglim	R/R	OF	6-0	190	RFr.	La Vista, Neb. / Papillion-La Vista
19	Kyle Perry	L/L	LHP	6-0	190	Sr.	Omaha, Neb. / Millard South
20	Core Jackson	L/R	INF	6-0	185	Fr.	Wyoming, Ontario / Central Collegiate
21	Luke Sartori	R/R	OF	6-0	190	Jr.	Lincoln, Neb. / Southwest/Hutchinson CC
25	Drew Christo	L/R	RHP	6-4	230	Fr.	Elkhorn, Neb. / Elkhorn
26	Drew Wessel	R/R	C	6-0	180	RFr.	Omaha, Neb. / Millard South
27	Jake Bunz	L/L	LHP	6-5	240	Sr.	Elkhorn, Neb. / Elkhorn South/Hutchinson CC
28	Koty Frank	R/R	RHP	6-2	210	Sr.	Tushka, Okla. / Tushka/Eastern Oklahoma State CC
30	Will Walsh	R/L	INF/LHP	6-4	230	RFr.	Leawood, Kan. / Rockhurst
32	CJ Hood	R/R	RHP	6-4	195	Fr.	Hickman, Neb. / Norris
33	Jackson Brockett	L/L	LHP	6-1	190	Fr.	Omaha, Neb. / Elkhorn South/Buford (Ga.)
34	Colby Gomes	R/R	RHP	6-5	225	Jr.	Omaha, Neb. / Millard West
36	Quinn Mason	R/R	RHP	6-3	220	Jr.	Gretna, Neb. / Gretna
37	Chandler Benson	L/L	LHP	5-11	160	Fr.	Frisco, Texas / Liberty
38	Emmett Olson	L/L	LHP	6-4	230	So.	Des Plaines, Ill. / Maine West
39	Corbin Hawkins	R/R	RHP	6-2	200	Fr.	Omaha, Neb. / Millard West
40	Caleb Feekin	L/L	LHP	6-3	200	Jr.	Papillion, Neb. / Papillion-La Vista
41	Tyler Martin	L/L	LHP	6-2	185	Sr.	Webb City, Mo. / Webb City
43	Jaxon Jelkin	R/R	RHP	6-4	180	Fr.	Bellevue, Neb. / Bellevue West
44	Gabe Swansen	R/R	INF	5-11	190	Fr.	Johnston, Iowa / Johnston
45	Matthew Guthmiller	L/L	INF/OF	6-1	190	Fr.	Omaha, Neb. / Millard South
47	Nick Wimmers	S/R	C	6-3	205	Jr.	Oregonia, Ohio / Moeller/Norfolk State/Eastern Oklahoma State College
48	Ethan Bradford	L/L	LHP	6-3	195	Jr.	Lawrence, Kan. / Free State
49	Dawson McCarville	R/R	RHP	6-3	215	Sr.	Glendale, Ariz. / Sandra Day O'Connor/Grand Canyon
51	Mason Ornelas	R/R	RHP	6-0	210	Jr.	Fort Worth, Texas / L.D. Bell/Texas A&M

COACHING AND SUPPORT STAFF

- 7 Will Bolt, Head Coach (3rd Season)
- 22 Lance Harvell, Assistant Coach/Recruiting Coordinator (3rd season) - Third Base Coach
- 35 Jeff Christy, Assistant Coach (3rd season) - Pitching Coach
- 6 Danny Marcuzzo, Volunteer Assistant Coach (3rd season) - First Base Coach
- Gunner Hellstrom, Student Assistant
- Bryce Siecko, Strength Coach
- Curtis Ledbetter, Director of Operations
- Rob Childress, Director of Player Development
- Renee Brinkmann, Baseball Office Manager
- Jerry Weber, Athletic Trainer
- Nate Welker, Graduate Assistant Athletic Trainer
- Reid Hubert, Senior Student Athletic Trainer
- Alejandro Morales, Student Manager
- Alex Burbidge, Student Manager
- Kinley Hansen, Student Manager
- Kooper Jelinek, Student Manager
- Mitchell Ornelas, Student Manager
- Carter Owens, Student Manager
- Andrew Stubblefield, Student Manager
- Abel Yolich, Student Manager

2022 NEBRASKA BASEBALL PHOTO ROSTER



#1 Luke Jessen
Fr. • OF



#3 Max Petersen
Fr. • INF




#4 Max Anderson
So. • INF



#5 Josh Caron
Fr. • INF/C



#8 Shay Schanaman
Sr. • RHP



#9 Efray Cervantes
Sr. • INF



#10 Leighton Banjoff Jr.
Jr. • INF/OF



#11 Jack Steil
So. • INF



#12 Braxton Bragg
Jr. • RHP



#13 Cam Chick
Sr. • INF/OF



#14 Brice Matthews
So. • INF




#16 Griffin Everitt
Sr. • C



#17 Tyler Palmer
RFr. • OF




#18 Garrett Anglim
RFr. • OF



#19 Kyle Perry
Sr. • LHP



#20 Core Jackson
Fr. • INF



#21 Luke Sartori
Jr. • OF




#25 Drew Christo
Fr. • RHP



#26 Drew Wessel
RFr. • C



#27 Jake Bunz
Sr. • LHP



#28 Koty Frank
Sr. • RHP



#30 Will Walsh
RFr. • INF/LHP



#32 CJ Hood
Fr. • RHP



#33 Jackson Brackett
Fr. • LHP



#34 Colby Gomes
Jr. • RHP



#36 Quinn Mason
Jr. • RHP




#37 Chandler Benson
Fr. • LHP



#38 Emmett Olson
So. • LHP



#39 Corbin Hawkins
Fr. • RHP



#40 Caleb Feekin
Jr. • LHP



#41 Tyler Martin
Sr. • LHP



#43 Jaxon Jelkin
Fr. • RHP



#44 Gabe Swansen
Fr. • INF



#45 Matt Guthmiller
Fr. • INF/OF




#47 Nick Wimmers
Jr. • C



#48 Ethan Bradford
Jr. • LHP



#49 Dawson McCarville
Sr. • RHP



#51 Mason Ornelas
Jr. • RHP

QUICK FACTS

UNIVERSITY OF NEBRASKA INFORMATION

Location	Lincoln, Neb.
Population	291,082
Enrollment	24,431
Founded	1869
Nickname	Cornhuskers, Huskers
Colors	Scarlet and Cream
Affiliation	NCAA Division I
Conference	Big Ten
President	Walter "Ted" Carter Jr.
Chancellor	Ronnie D. Green
Athletic Director	Trev Alberts

2022 TEAM INFORMATION

Letterwinners Returning/Lost	18/12
Position Starters Returning/Lost	4/5
Pitchers Returning/Lost	10/8
Newcomers	15 (12 Freshmen)
Head Coach	Will Bolt (3rd season)
Overall Record	41-22 (.651)
Big Ten Record	31-12 (.721)
Assistant Coach	Lance Harvell
Assistant Coach	Jeff Christy
Volunteer Assistant	Danny Marcuzzo
Facility	Hawks Field at Haymarket Park (8,486)

NEBRASKA BASEBALL HISTORY

Season of Nebraska Baseball in 2021	116th
First Season of Nebraska Baseball	1889
All-Time Record	2,268-1,648-17 (.579)
All-Time Conference Record	884-826-2 (.517)
All-Time NCAA Tournament Record	36-35 (.507)
Conference Regular Season Titles	8
Conference Tournament Titles	4
NCAA Tournament Appearances	17
Super Regionals Appearances	4
College World Series Appearances	3
All-America Certificates	105
First-Team All-America Certificates	48
Freshman All-America Certificates	36
CoSIDA Academic All-Americans	21
All-Big Ten Selections (Since 2012)	42
Perfect Games Thrown	2 (1954, 1980)
No-Hitters Thrown	7 (3 Individual, 4 Combined)
Huskers Who Have Played in the MLB	37

2021 SEASON INFORMATION

Overall Record	7-8
<i>* No conference season or postseason due to COVID-19</i>	
Home Record	5-1
Away Record	2-6
Neutral Record	0-1

COMMUNICATIONS INFORMATION

Baseball Contact	Jared Meister
Email	jmeister@huskers.com
Phone	402-472-7781
Fax	402-472-2005
Ticket Office	1-800-8 BIG RED or 402-472-3111
Ticket Website	Huskers.com/Tickets
Baseball Press Box Phone	402-434-6861
Home Radio Phone	402-434-6876
Visiting Radio Phone	402-434-6877
Radio	Huskers Radio Network

SOCIAL MEDIA

Twitter	@Husker_Baseball
Facebook	NebraskaBaseball
Instagram	@Husker_Baseball
Website	Huskers.com/Baseball

2022 BIG TEN STANDINGS

Team	Big Ten	Pct.	Overall	Pct.
Illinois	0-0	.000	0-0	.000
Indiana	0-0	.000	0-0	.000
Iowa	0-0	.000	0-0	.000
Maryland	0-0	.000	0-0	.000
Michigan	0-0	.000	0-0	.000
Michigan State	0-0	.000	0-0	.000
Minnesota	0-0	.000	0-0	.000
Nebraska	0-0	.000	0-0	.000
Northwestern	0-0	.000	0-0	.000
Ohio State	0-0	.000	0-0	.000
Penn State	0-0	.000	0-0	.000
Purdue	0-0	.000	0-0	.000
Rutgers	0-0	.000	0-0	.000

2022 PRESEASON COACHES POLL

1. Nebraska
2. Michigan
3. Iowa
4. Maryland
5. Ohio State
6. Indiana

NEBRASKA'S 2022 RECORD...

Category	Record
Monday	0-0
Tuesday	0-0
Wednesday	0-0
Thursday	0-0
Friday	0-0
Saturday	0-0
Sunday	0-0
February	0-0
March	0-0
April	0-0
May	0-0

2022 HONORS & AWARDS

MAX ANDERSON

» Big Ten Preseason Honors List (Feb. 17)

KYLE PERRY

» Big Ten Preseason Honors List (Feb. 17)

SHAY SCHANAMAN

» Big Ten Preseason Honors List (Feb. 17)

HEAD COACH WILL BOLT



3RD SEASON

OVERALL RECORD:
41-22

BIG TEN RECORD:
31-12

YEAR-BY-YEAR

Year	Overall	Pct.	Big Ten	Pct.
2020	7-8	.467	0-0	.000
2021	34-14	.708	31-12	.721
Total	41-22	.651	31-12	.721

COACHING EXPERIENCE

NEBRASKA

Head Coach
» 3rd season in 2021

TEXAS A&M

Assistant Coach
» 5 seasons (2015-19)

NEBRASKA

Associate Head Coach
» 3 seasons (2012-14)

TEXARKANA COLLEGE

Head Coach
» 4 seasons (2008-11)

TEXAS A&M

Volunteer Assistant Coach
» 2 seasons (2006-07)

NEBRASKA

Volunteer Assistant Coach
» 1 season (2005)

PARKVILLE SLUGGERS (M.I.N.K. LEAGUE)

Head Coach
» 2004

COLUMBIA ANGELS H.S. SELECT TEAM

Assistant Coach
» 2003

HONORS

NEBRASKA

» 2021 Big Ten Coach of the Year

NCAA TOURNAMENT

NEBRASKA

» 2005 College World Series
» 2014 NCAA Regional
» 2021 NCAA Regional

TEXAS A&M

» 2007 NCAA Super Regional
» 2015 NCAA Super Regional
» 2016 NCAA Super Regional
» 2017 College World Series
» 2018 NCAA Regional
» 2019 NCAA Regional

CONFERENCE CHAMPIONSHIPS

NEBRASKA

» 2021 Big Ten Regular Season Champions
» 2005 Big 12 Regular Season Champions
» 2005 Big 12 Tournament Champions

TEXAS A&M

» 2007 Big 12 Tournament Champions
» 2016 SEC Tournament Champions

6/4: Nebraska 8 - Northeastern 6
 6/5: No. 1 Arkansas 5 - Nebraska 1
 6/6: Nebraska 18 - NJIT 4
 6/6: Nebraska 5 - No. 1 Arkansas 3
 6/7: No. 1 Arkansas 6 - Nebraska 2

Next Up

Nebraska returns to the Lone Star State next weekend, as the Huskers tangle with reigning Big 12 regular-season and tournament champion TCU in a three-game set at Globe Life Field in Arlington. The facility opened in 2020 and serves as the home of the Texas Rangers.

Scouting the Sam Houston Bearkats

- Sam Houston went 30-25 last season and tied for fourth in the Southland Conference with a 20-15 record in conference play.

- The Bearkats lost Dominic Robinson (12 starts) and Kyle Backhus (12 starts) from last year's rotation, but return Tyler Davis (13 starts) and Matt Dillard (eight starts) on the mound. Davis was 6-5 last season with a 5.75 ERA in 14 appearances, while Dillard went 2-4 with a 6.34 ERA in 10 appearances.

- Of the 17 pitchers that made an appearance on the bump last season, 10 are back for the 2022 season.

- Sam Houston returns five players from last season's team that saw at least 50 plate appearances. Trent Touchet leads the group of returners coming back after hitting .286 with five doubles, a triple, five homers and 24 RBI in 2021.

- Head coach Jay Sirianni enters his third season leading the Bearkat program and holds a 37-32 overall record at Sam Houston.

The Series

- Sam Houston leads the all-time series over the Huskers, 6-1.
- The Bearkats have won the last three games in the series dating back to the 2011 season. Sam Houston has won the last two games by one run, 11-10 in 2019 and 10-9 in 2011.
- Nebraska last won on Feb. 28, 2009 with an 8-1 victory in Huntsville.

Familiar Faces in the Dugout

- Despite only meeting three times on the diamond since 2011, there will be some familiar faces in the Husker and Bearkat dugouts this weekend.
- Head coach Will Bolt and Sam Houston head coach Jay Sirianni were teammates for one season on the 1999 Nebraska baseball team that advanced to the NCAA Regional after winning the Big 12 Tournament title.
- Sirianni was a left-handed pitcher for the Huskers who lettered four times in 1996-99 for the Big Red.
- Nebraska assistant coach Lance Harvell arrived in Lincoln in 2019 after spending the previous five seasons at Sam Houston as the team's assistant coach and recruiting coordinator. During that span, the Bearkats captured four Southland Conference regular-season titles and qualified for the NCAA Tournament in 2016 and 2017, advancing to the program's first Super Regional in 2017.

Baseball is Back

- The Huskers are used to first pitch in mid-February, but it's been awhile since the Big Red have faced a non-conference foe in the regular season.
- Dating back to an 8-1 win over Northern Colorado on March 11, 2020, Nebraska will have gone 710 days from the final out against the Bears to Friday night's first pitch with the Bearkats without facing a non-conference opponent in the regular season.

NEBRASKA IN THE BIG TEN

Year	Overall	Big Ten	Finish	Postseason	
				Big Ten	NCAA
2012	35-23	14-10	4th	1-2	DNQ
2013	29-30	15-9	T-2nd	4-2	DNQ
2014	41-21	18-6	2nd	3-1	1-2
2015	34-23	9-14	8th	0-2	DNQ
2016	37-22	16-8	2nd	0-2	0-2
2017	35-22-1	16-7-1	1st	1-2	0-2
2018	24-28	8-14	10th	DNQ	DNQ
2019	32-24	15-9	T-3rd	3-2	1-2
2020	7-8	* Season cut short due to COVID-19			
2021	34-14	31-12	1st	No Tournament	3-2
Total	308-215-1	142-89-1	--	12-13	5-10

- Per a directive from the Big Ten Conference, Nebraska was restricted to a 44-game conference-only slate in the 2021 season.

New Faces on the Bump this Weekend

- This weekend's starting rotation includes two players making their first start at Nebraska after the Huskers lost Cade Povich and Chance Hroch from last year's rotation. Out of NU's four starters this weekend, only Kyle Perry and Shay Schanaman have started a game at Nebraska.

- Opening-day starter Kyle Perry gets the ball after seeing limited action in 2021. The Nebraska native made four starts last year, going 2-0 with a 3.48 ERA and 15 strikeouts in 10.1 innings of work.

- Shay Schanaman gets the nod for the game one of Saturday's doubleheader after spending all of last season in Nebraska's starting rotation. In 2021, Schanaman made 13 appearances, 12 starts, and went 5-2 with a 5.08 ERA and 72 strikeouts in 67.1 innings.

- Grand Canyon transfer Dawson McCarville is scheduled to start game two of Saturday's doubleheader, making his Husker debut. Over his two seasons in Phoenix, McCarville made 21 appearances with a 3.78 ERA. In 2021, he went 5-3 in 17 appearances with 48 strikeouts in 65.1 innings.

- Braxton Bragg is slated to start Sunday's finale in Huntsville after coming out of the bullpen for the Big Red in 2021. Bragg had 18 strikeouts in 15.2 innings on the mound, while posting a 1-2 record in 11 relief appearances.

Numbers to Know

45 -- The Huskers return 45 percent of their production in runs, hits and runs batted in this season from last year's squad.

6 -- Nebraska is 31-4 under head coach Will Bolt when scoring at least six runs. The Big Red went 5-2 in 2020 and 26-2 in 2021 when reaching the six-run mark.

47 -- The Big Red have scored first in 47 of the 63 games since Bolt's first year in Lincoln in 2020. In that 47-game stretch, the Huskers are 34-13.

16 -- Nebraska ranked 16th nationally in 2021 with a fielding percentage of .979. In a shortened 2020 campaign, the Huskers had a .980 fielding percentage to sit 29th in the country.

Season Opener Success

- Nebraska is searching for its seventh win in its last nine season openers after going 6-2 in season openers since 2014.

NEBRASKA AT HAWKS FIELD

Year	Overall Record	Conference Record
2002	29-5	9-3 #
2003	29-7	12-3 #
2004	19-8	5-7 #
2005	33-4	11-4 #
2006	20-7	9-3 #
2007	14-10	7-5 #
2008	29-5-1	9-2-1 #
2009	16-14	5-10 #
2010	19-7	6-6 #
2011	21-11	7-8 #
2012	20-10	8-4 *
2013	12-7	6-6 *
2014	19-8	9-3 *
2015	21-6	7-5 *
2016	21-6	9-3 *
2017	17-6	8-4 *
2018	13-12	5-6 *
2019	13-6	9-3 *
2020	5-1 -- Season cut short due to COVID-19 --	
2021	10-5	10-5 *
Total	380-145-1	151-90-1

- Big 12 Conference

* - Big Ten Conference

• The Huskers had three consecutive season-opening victories with wins over Pacific (2014), UNLV (2015) and College of Charleston (2016) before UC Riverside slipped by the Big Red in 2017 with a 4-3 win.

• Nebraska reeled off victories against UC Riverside (2018-19) and Baylor (2020), while falling to Purdue last season.

• The Huskers open the season for the third straight year in the state of Texas after playing at Baylor in 2020 and facing Purdue in Round Rock last season.

In the Polls

• After pushing No. 1 Arkansas to the brink in the decisive game seven of the Fayetteville Regional last season, the Huskers concluded the 2021 season ranked in five of the final polls. Nebraska was ranked by D1Baseball (#17), USA Today (#19), Baseball America (#20), NCBWA (#20) and Collegiate Baseball (#21).

• The Huskers checked in at No. 20 in the Baseball America preseason poll.

• Nebraska appeared at No. 25 in the NCBWA's preseason poll, while Perfect Game had Nebraska at No. 22 in their preseason ranking.

• The Huskers are the lone Big Ten team to appear in any of the released preseason rankings.

Gomes Returns to the Bullpen

• Junior Colby Gomes returns to the bullpen for the Huskers after missing all of the 2021 season due to injury.

• Gomes transitioned to a starting role in 2020, posting an 0-1 record with a 6.89 ERA in four starts and 15.2 innings of work on the mound.

• The Omaha native received first-team NCBWA Freshman All-America honors as a relief pitcher after serving as Nebraska's closer in 2019.

• In 19 appearances, Gomes recorded 13 saves, which tied for 11th nationally and fourth in the Big Ten. His 13-save total tied for the third-most in a single season by a Husker pitcher.

Newcomers Recieve National Recognition

• The Nebraska baseball team received national recognition for its 2021 recruiting class.

• The Husker 2021 class was ranked No. 21 in the country by Baseball America, marking the second-highest recruiting class ranking in program history.

• The Huskers have been included on the national list three times in school history, joining the 2010 class (23rd) and the 2013 class (11th). NU counts a top-25 class for the first time in Will Bolt's head coaching tenure. Bolt also was the associate head coach on staff in 2013.

• The 2021 class was also ranked 20th nationally by Perfect Game and 36th by Collegiate Baseball. It marks the Huskers' second inclusion in Perfect Games's top 25, joining the 2014 class, which was 25th.

2022 Team Captains

• Cam Chick, Griffin Everitt, Kyle Perry and Shay Schanaman have been selected to serve as team captains for the 2022 season after a vote by the Nebraska baseball players.

• "These four guys bring their own style of leadership to our team," said head coach Will Bolt. "As a group, they continue to set the high standards of our program day in and day out. These guys have proven themselves as selfless teammates and consistent hard workers in their time here and are certainly deserving of this honor."

Huskers Seek Sixth NCAA Tournament Berth since 2014

• The Huskers look to continue their recent trend of qualifying for the NCAA Tournament. NU has made it to the NCAA Regionals in five of the last seven seasons (2014, 2016, 2017, 2019, 2021) (202 not included due to COVID-19).

• Nebraska made its 17th appearance in the NCAA Tournament in 2021, including the 14th in the past 21 seasons.

• The Huskers have advanced to a Super Regional four times since 2000, but haven't reached the Super Regional round since 2005 when the Huskers made their third trip to the College World Series.

2021 Big Ten Champions

• Nebraska secured the 2021 Big Ten regular-season title after a 4-0 weekend in the Bloomington Pod with one week left in the regular season. The Huskers capture the title with a 9-0 victory over Ohio State on Sunday.

• After joining the Big Ten for the 2012 season, the Huskers have now won a pair of Big Ten titles, as they also won the 2017 regular-season crown.

• After winning four conference titles as a player at Nebraska, head coach Will Bolt secured his first conference title as a head coach in Lincoln in just his second season at the helm of the Husker baseball program.

• In program history, Nebraska now has eight conference regular-season titles and four conference tournament titles.

- The Huskers were not picked in the top six of the preseason coaches' poll.

Three Huskers Taken in 2021 MLB Draft

• The Huskers have had at least three players picked in the MLB Draft nine times since 2010 after Cade Povich, Spencer Schwellenbach and Cam Wynne had their names called in the 2021 MLB Draft.

• Povich and Schwellenbach were the first Husker teammates to be taken in the first three rounds of the MLB Draft since 2005 when Alex Gordon was the No. 2 overall pick by Kansas City and Brian Duensing was selected in the third round by Minnesota.

• Schwellenbach heard his name called in the second round when he was taken 59th overall by the Atlanta Braves. The Big Ten Player of the Year and 2021 John Olerud Two-Way Player of the Year joins the Braves Organization after hitting .284 with six homers and 40 RBI and shortstop, while also going 3-1 with 10 saves and a 0.57 ERA in 31.2 innings of work for the Big Red last season.

• Povich was the second Husker baseball player to be taken, as he was the 98th overall pick by the Minnesota Twins in the third round. A 2021 first-team All-Big Ten selection, Povich anchored the NU pitching staff in 2021 with a 6-1 record, 3.11 ERA and 88 strikeouts to 22 walks over 15 starts.

• Wynne was taken by the Philadelphia Phillies in the 20th round of the MLB Draft. The Lincoln native was an integral arm out of the bullpen for Nebraska, making 17 relief appearances with a 3.12 ERA and 19 strikeouts over 17.1 innings. Wynne limited opposing hitters to a .113 average at the plate.

Rob Childress Returns to NU Staff

• Head coach Will Bolt added Rob Childress to the NU staff as Director of Player Development for the Husker baseball program last summer.

• A veteran of college baseball with 30 years of coaching experience, Childress is no stranger to Lincoln, as he served as an assistant coach at Nebraska from 1998 to 2002 and as associate head coach from 2003 to 2005. In his new role with the Huskers, Childress oversees the personal and athletic development of each individual Nebraska baseball student-athlete.

• Childress returned to Haymarket Park after spending the last 16 seasons as the head coach at Texas A&M. He led the Aggies to the NCAA Tournament a school-record 13 consecutive times (2007-19), including six regional titles and a pair of trips to the College World Series in 2011 and 2017. Childress, who posted a 622-336-3 record at Texas A&M, won two regular-season titles and four conference tournament championships during his stint at Texas A&M.

• Childress was integral in bringing Nebraska to the forefront of college baseball during his first stint on the Husker coaching staff. During his eight seasons on staff, Husker pitchers produced four of the top five single-season strikeout totals in school history, including a school-record 538 strikeouts in 2005, while issuing fewer than three walks per game in his final five seasons in Lincoln. The team went to the NCAA Tournament six times in a seven-year span, including three appearances at the College World Series. The Huskers won three regular-season Big 12 titles (2001-03-05) and four Big 12 Tournaments (1999-2000-01-05).

Reserved Season Tickets Sold Out for 2022

• Nebraska Athletics announced the sell out of reserved season tickets for the 2022 season on Wednesday, Feb. 9 (approx. 3,400 tickets).

• Here's a look at how the Huskers have ranked in average attendance in the last four seasons:

- 2021: 6th - 3,289
- 2020: 14th - 3,658
- 2019: 9th - 4,426
- 2018: 17th: 4,203

TOP 25 SINGLE-GAME CROWDS

No.	Date	Opponent	Attendance
1.	April 14, 2006	Texas A&M	8,757
2.	June 11, 2005	Miami (Super Regional)	8,711
3.	May 9, 2008	Texas A&M	8,708
4.	April 19, 2008	Kansas	8,697
5.	June 4, 2005	Creighton (Regional)	8,662
6.	April 21, 2007	Texas	8,656
7.	May 31, 2008	UC Irvine (Regional)	8,646
8.	May 21, 2006	Oklahoma	8,613
9.	June 9, 2002	Richmond (Super Regional)	8,569
10.	April 8, 2005	Texas	8,485
11.	June 8, 2002	Richmond (Super Regional)	8,481
12.	June 7, 2002	Richmond (Super Regional)	8,474
13.	April 20, 2007	Texas	8,419
14.	April 15, 2006	Texas A&M	8,415
15.	May 20, 2006	Oklahoma	8,310
16.	June 10, 2005	Miami (Super Regional)	8,308
17.	June 5, 2005	Creighton (Regional)	8,304
18.	May 19, 2006	Oklahoma	8,252
19.	April 9, 2005	Texas	8,163
20.	June 1, 2006	Manhattan (Regional)	8,063
21.	June 3, 2005	Illinois-Chicago (Regional)	7,669
22.	May 11, 2008	Texas A&M (DH)	7,653
23.	May 29, 2021	Michigan (DH)	7,650
24.	June 1, 2003	Missouri State (Regional)	7,456
25.	April 15, 2017	Iowa	7,416

Hawks Field Celebrates 21st Year in 2022

• The 2022 campaign marks Nebraska's 21st year playing home games at Hawks Field at Haymarket Park. The Huskers moved to Hawks Field in 2002 after playing at Buck Beltzer Stadium for 23 years from 1979 to 2001.

• Nebraska holds a 380-145-1 record at Hawks Field and has posted a winning record at home in each of the last 20 seasons. This season, the Huskers have 30 home games scheduled, beginning on March 11 against Long Beach State.

• Nebraska has ranked in the top 15 nationally in average attendance in each of the past eight years. Last season, the Huskers ranked sixth in the nation with an average of 3,289 fans per home game.

2021 OVERALL STATS

University of Nebraska Overall Statistics for Nebraska (as of Feb 15, 2022) (All games Sorted by Batting avg)

Record: 34-14 Home: 10-5 Away: 14-5 Neutral: 10-4 Big Ten: 31-12

Player	avg	gp-gs	ab	r	h	2b	3b	hr	rbi	tb	slg%	bb	hp	so	gdp	ob%	sf	sh	sb-att	po	a	e	fld%	
2 Hallmark, Jaxon	.342	47-47	196	48	67	4	3	10	23	107	.546	21	2	55	1	.407	2	6	16-19	116	5	1	.992	
4 Anderson, Max	.332	45-45	184	35	61	8	1	7	32	92	.500	16	1	26	5	.386	1	0	3-4	23	53	6	.927	
25 Roskam, Luke	.307	45-43	150	36	46	6	0	9	38	79	.527	32	4	32	1	.439	1	3	0-0	307	33	4	.988	
1 Schwellenbach, S.	.284	48-48	183	43	52	12	1	6	40	84	.459	30	7	44	3	.403	1	2	9-9	55	127	4	.978	
5 Acker, Joe	.283	48-48	191	49	54	15	1	6	26	89	.466	25	6	48	2	.383	0	4	7-7	73	1	1	.987	
14 Matthews, Brice	.273	39-36	132	28	36	8	1	5	34	61	.462	23	0	44	2	.381	0	1	7-10	50	74	6	.954	
29 Chick, Cam	.260	44-42	154	29	40	8	0	8	39	72	.468	25	9	52	1	.387	3	0	8-10	48	28	5	.938	

21 Sartori, Luke	1.000	5-0	1	1	1	0	0	0	1	1	1.000	0	0	0	0	1.000	0	0	0-1	0	0	0	.000	
16 Everitt, Griffin	.287	37-32	122	17	35	6	0	3	21	50	.410	12	4	38	1	.370	0	5	3-5	319	34	3	.992	
10 Banjoff, Leighton	.255	22-15	55	12	14	2	0	1	7	19	.345	10	3	21	1	.391	1	1	0-1	17	0	0	1.000	
39 Hagge, Mojo	.224	42-21	76	11	17	0	1	0	7	19	.250	5	2	7	0	.289	0	3	6-7	34	2	0	1.000	
3 Foster, Logan	.213	26-17	61	7	13	2	0	1	10	18	.295	13	1	23	0	.351	2	1	3-3	14	0	0	1.000	
11 Steil, Jack	.203	28-19	64	10	13	3	1	3	11	27	.422	2	5	25	0	.282	0	1	2-2	165	8	2	.989	
31 Hellstrom, Gunner	.158	12-5	19	2	3	1	0	0	3	4	.211	1	1	2	1	.227	1	2	0-0	13	0	0	1.000	
9 Cervantes, Efray	.082	36-14	49	7	4	0	0	0	4	4	.082	8	3	12	0	.250	0	5	1-2	19	25	1	.978	
Totals	.279	48	1637	335	456	75	9	59	296	726	.443	223	48	429	18	.379	12	34	65-80	1274	441	36	.979	
Opponents	.236	48	1578	200	372	69	6	42	180	579	.367	165	49	440	29	.325	12	13	15-29	1243	476	78	.957	

LOB - Team (378), Opp (344). DPs turned - Team (34), Opp (26). CI - Team (1), Everitt, G. 1, Opp (2). IBB - Team (1), Schwellenbac 1, Opp (4). Picked off - Hallmark, J. 3, Cervantes, E 1, Foster, L. 1, Banjoff, L. 1.

(All games Sorted by Earned run avg)

Player	era	w-l	app	gs	cg	sho	sv	ip	h	r	er	bb	so	2b	3b	hr	b/avg	wp	hp	bks	sfa	sha
33 Povich, Cade	3.11	6-1	15	15	0	0/2	0	81.0	74	29	28	22	88	17	0	9	.244	4	3	0	0	2
13 Hroch, Chance	4.15	5-3	14	14	1	0/1	0	78.0	82	38	36	19	64	14	3	6	.268	5	11	0	2	2
8 Schanaman, Shay	5.08	5-2	13	12	0	0/1	0	67.1	63	44	38	25	72	15	1	7	.242	4	12	0	3	0

48 Bradford, Ethan	0.00	0-0	3	0	0	0/0	0	3.1	1	2	0	6	3	0	0	0	.100	1	0	0	1	0
1 Schwellenbach, S.	0.57	3-1	18	0	0	0/3	10	31.2	22	2	2	8	34	7	0	0	.198	2	2	0	0	2
41 Martin, Tyler	2.16	2-0	10	0	0	0/1	0	8.1	6	2	2	2	7	1	0	0	.214	2	3	0	0	1
27 Bunz, Jake	2.20	2-1	20	3	0	0/3	1	32.2	19	8	8	20	42	3	1	2	.168	3	1	0	0	1
45 Kissack, Trey	3.00	0-0	4	0	0	0/0	0	3.0	1	1	1	5	3	0	0	1	.100	1	0	0	0	0
47 Wynne, Cam	3.12	1-1	17	0	0	0/3	0	17.1	6	6	6	9	19	4	0	1	.113	5	4	0	2	1
40 Feekin, Caleb	3.18	0-0	11	0	0	0/2	0	11.1	10	4	4	6	13	1	0	3	.238	0	1	0	1	0
19 Perry, Kyle	3.48	2-0	4	4	0	0/1	0	10.1	7	5	4	4	15	1	0	0	.184	1	0	0	0	0
49 Schreiber, Max	3.79	2-2	13	0	0	0/3	0	19.0	21	10	8	8	20	3	0	3	.296	0	3	0	1	2
38 Olson, Emmett	4.50	1-0	10	0	0	0/0	0	12.0	13	9	6	6	16	0	0	1	.255	1	0	0	0	0
28 Frank, Koty	4.94	3-1	13	0	0	0/1	1	27.1	19	16	15	13	21	1	0	3	.202	1	6	0	1	2
2 Hallmark, Jaxon	6.75	0-0	4	0	0	0/1	0	4.0	4	4	3	2	3	0	0	1	.286	0	2	0	0	0
12 Bragg, Braxton	8.04	1-2	11	0	0	0/0	0	15.2	21	15	14	6	18	1	1	5	.323	1	1	0	1	0
23 Diederich, Sayer	9.00	0-0	3	0	0	0/2	0	2.0	1	2	2	2	2	1	0	0	.167	1	0	0	0	0
36 Mason, Quinn	81.00	0-0	2	0	0	0/0	0	0.1	2	3	3	2	0	0	0	0	.667	0	0	0	0	0
Totals	3.81	33-14	48	48	1	6/6	12	424.2	372	200	180	165	440	69	6	42	.236	32	49	0	12	13
Opponents	5.95	14-33	48	48	2	3/3	9	414.1	456	335	274	223	429	75	9	59	.279	56	48	4	12	34

PB - Team (9), Everitt, G. 7, Roskam, L. 2, Opp (12). Pickoffs - Team (13), Povich, C. 8, Roskam, L. 2, Diederich, S 1, Hroch, C. 1, Everitt, G. 1, Opp (5). SBA/ATT - Everitt, G. (8-16), Roskam, L. (5-7), Hroch, C. (3-6), Povich, C. (1-6), Schanaman, S (1-3), Bunz, J. (2-3), Bragg, B. (2-2), Wynne, C. (2-2), Hellstrom, G (1-1), Hallmark, J. (0-1), Mason, Q. (1-1), Frank, K. (0-1), Feekin, C. (1-1), Schreiber, M (0-1), Schwellenbac (1-1), Bradford, E. (1-1).

2021 GAMES SUMMARY

Score by innings	1	2	3	4	5	6	7	8	9	EX	Total
Nebraska	37	40	45	38	38	47	37	31	18	4	335
Opponents	19	15	26	13	33	27	25	24	18	0	200

Record when ...

Overall	34-14	After 6 leading	28-4
Conference	31-12 trailing	5-9
Non-Conference	3-2 tied	1-1
Home games	10-5	After 7 leading	25-2
Away games	14-5 trailing	2-9
Neutral site	10-4 tied	3-3
Day games	28-11	After 8 leading	26-0
Night games	6-3 trailing	1-12
vs Left starter	9-5 tied	3-2
vs Right starter	25-9		
1-Run games	3-2	Hit 0 home runs	11-5
2-Run games	9-6	... 1 home run	12-5
5+Run games	16-2	... 2+ home runs	11-4
Extra innings	2-0		
Shutouts	6-3	Opponent 0 home runs	17-7
	 1 home run	9-1
Scoring 0-2 runs	1-8 2+ HRs	8-6
..... 3-5 runs	7-4		
..... 6-9 runs	12-2	Made 0 errors	18-6
..... 10+ runs	14-0 1 error	9-4
	 2+ errors	7-4
Opponent 0-2 runs	14-1		
..... 3-5 runs	11-5	Opp. made 0 errors	5-8
..... 6-9 runs	9-6 1 error	10-3
..... 10+ runs	0-2 2+ errors	19-3
Scored in 1st inning	14-4	Out-hit opponent	26-1
Opp. scored in 1st	4-4	Out-hit by opponent	3-11
Scores first	29-6	Hits are tied	5-2
Opp. scores first	5-8		

Record when team scores:

Runs	0	1	2	3	4	5	6	7	8	9	10+
W-L	0-3	1-2	0-3	1-0	3-2	3-2	3-0	3-1	4-1	2-0	14-0

Record when opponent scores:

Runs	0	1	2	3	4	5	6	7	8	9	10+
W-L	6-0	2-0	6-1	4-2	3-2	4-1	5-5	1-0	2-0	1-1	0-2

Record when leading after:

Inn.	1	2	3	4	5	6	7	8
W-L	13-4	21-6	24-4	24-4	26-4	28-4	25-2	26-0

Record when trailing after:

Inn.	1	2	3	4	5	6	7	8
W-L	3-4	4-5	5-6	5-6	5-8	5-9	2-9	1-12

Record when tied after:

Inn.	1	2	3	4	5	6	7	8
W-L	18-6	9-3	5-4	5-4	3-2	1-1	3-3	3-2

Current losing streak: 1
 Longest winning streak: 9
 Longest losing streak: 3

Home attendance : 49329 (13 dates avg = 3794)
 Away attendance : 61228 (32 dates avg = 1913)
 Total attendance: 110557 (45 dates avg = 2456)

2021 NEBRASKA GAME-BY-GAME BATTING

University of Nebraska Team Game-by-Game for Nebraska (as of Feb 15, 2022) Batting (All games)

Date	Opponent	ab	r	h	rbi	2b	3b	hr	tb	bb	ibb	sb	cs	hbp	sac	sf	gdp	k	po	a	e	lob	avg
*Mar 05	vs Purdue	41	5	15	4	1	0	3	25	3	0	0	0	0	1	0	1	15	26	7	1	13	.366
*Mar 06	vs Purdue	33	7	12	6	1	0	0	13	2	0	1	1	1	1	0	0	8	21	9	0	9	.365
*Mar 06	vs Purdue	25	10	7	8	1	0	0	8	14	0	4	0	1	0	1	0	7	21	4	0	10	.343
*Mar 07	vs Purdue	27	4	4	4	1	0	2	11	6	0	0	1	0	4	0	0	16	27	5	0	6	.302
*Mar 12	vs Ohio State	35	10	11	8	2	0	2	19	5	0	1	0	0	1	0	0	10	27	6	0	7	.304
*Mar 13	vs Iowa	32	4	8	4	0	0	1	11	3	0	2	0	0	1	0	0	13	27	9	0	8	.295
*Mar 14	vs Ohio State	32	4	6	3	1	0	1	10	0	0	0	0	0	1	0	0	10	27	9	0	2	.280
*Mar 14	vs Iowa	30	1	4	1	2	0	0	6	2	0	0	0	2	0	0	1	8	27	10	0	6	.263
*Mar 19	at IOWA	30	0	3	0	0	0	0	3	3	0	0	0	1	0	0	0	9	24	7	1	7	.246
*Mar 20	at IOWA	38	10	13	10	5	0	4	30	4	0	0	0	0	1	0	1	7	27	8	0	6	.257
*Mar 21	at IOWA	38	13	11	11	2	2	2	23	8	0	1	0	0	0	1	0	7	27	6	0	7	.260
*Mar 26	MINNESOTA	31	6	11	5	1	0	1	15	6	0	2	0	0	2	0	2	8	27	11	1	9	.268
*Mar 27	MINNESOTA	22	6	5	5	0	0	0	5	7	0	0	0	1	1	1	0	4	21	8	1	8	.266
*Mar 27	MINNESOTA	29	17	11	14	1	0	4	24	8	0	3	0	0	0	1	0	6	21	6	2	3	.273
*Mar 28	MINNESOTA	32	10	9	9	2	0	0	11	6	0	0	0	3	1	0	1	7	27	10	1	9	.274
*Apr 02	at Illinois	37	8	13	7	0	0	1	16	6	0	5	0	2	3	0	0	10	27	9	1	13	.279
*Apr 03	at Illinois	37	8	13	8	2	0	4	27	3	0	2	1	4	1	0	1	9	24	11	2	10	.284
*Apr 04	at Illinois	40	12	16	11	2	0	4	30	3	0	3	3	1	0	0	1	6	27	9	0	5	.292
*Apr 09	MARYLAND	32	6	8	5	3	0	1	14	4	0	2	0	0	1	0	1	9	27	7	0	7	.290
*Apr 10	MARYLAND	30	7	7	5	1	0	1	11	5	1	2	0	1	2	1	1	5	27	8	2	5	.287
*Apr 11	MARYLAND	38	14	14	12	3	1	1	22	6	0	4	0	0	1	0	0	6	27	9	0	7	.292
*Apr 16	at Penn State	38	8	14	7	1	1	0	17	7	0	3	0	2	1	0	1	7	27	8	0	13	.296
*Apr 17	at Penn State	44	11	17	11	5	0	0	22	4	0	0	0	1	0	0	0	7	27	13	0	12	.301
*Apr 18	at Penn State	36	5	7	4	2	0	0	9	5	0	1	0	1	0	0	0	12	27	12	2	10	.296
*Apr 23	at Michigan State	32	4	7	3	3	0	0	10	4	0	0	2	2	0	0	1	12	27	9	2	7	.293
*Apr 24	at Michigan State	32	2	5	1	1	0	1	9	6	0	1	0	1	0	0	0	10	24	8	1	10	.288
*Apr 25	at Michigan State	44	9	10	9	2	1	0	14	10	0	4	1	1	0	0	1	22	36	15	2	10	.285
*Apr 30	RUTGERS	32	4	4	3	0	0	2	10	5	0	2	0	1	0	1	0	10	27	15	1	8	.280
*May 01	RUTGERS	35	5	9	5	1	0	3	19	6	0	3	0	3	1	0	1	3	27	11	2	13	.279
*May 02	RUTGERS	30	0	3	0	0	0	0	3	4	0	0	0	1	0	0	0	9	27	12	0	8	.274
*May 08	vs Indiana	33	7	8	6	1	0	0	9	4	0	6	0	2	2	0	0	9	27	9	1	9	.273
*May 09	vs Indiana	30	2	4	2	0	0	1	7	1	0	0	0	1	0	0	0	11	24	13	0	3	.269
*May 09	at Rutgers	39	15	12	12	3	0	1	18	11	0	5	1	2	2	0	0	8	27	13	0	12	.270
*May 10	at Rutgers	53	7	17	7	4	0	1	24	1	0	1	1	1	0	0	1	8	39	14	1	9	.272
*May 14	NORTHWESTERN	39	12	16	11	3	0	1	22	4	0	2	0	0	1	0	0	5	27	10	1	8	.277
*May 15	NORTHWESTERN	38	11	16	10	4	0	2	26	5	0	0	1	2	0	1	0	8	27	11	1	11	.281
*May 21	at Indiana	36	8	9	8	3	0	2	18	6	0	0	0	0	0	0	0	15	27	9	0	7	.280
*May 22	vs Ohio State	40	11	11	8	0	1	2	19	8	0	1	0	2	0	0	0	14	27	7	2	12	.280
*May 22	at Indiana	30	3	7	3	1	1	1	13	4	0	1	1	2	1	0	0	15	27	13	0	7	.279
*May 23	vs Ohio State	35	9	13	8	2	0	1	18	1	0	0	0	1	1	1	2	2	27	9	0	6	.282
*May 28	MICHIGAN	27	1	4	1	0	0	0	4	2	0	2	0	0	0	0	0	5	27	7	0	4	.279
*May 29	MICHIGAN	31	0	5	0	1	0	0	6	1	0	0	0	0	0	0	0	6	27	11	0	5	.277
*May 29	MICHIGAN	27	5	7	5	0	0	2	13	6	0	0	1	0	1	1	1	9	27	6	0	6	.276
Jun 04	vs Northeastern	33	8	12	6	1	1	1	18	2	0	1	1	1	0	1	0	5	27	14	1	5	.278
Jun 05	at Arkansas	32	1	5	1	1	0	0	6	2	0	0	0	0	0	0	0	13	24	4	2	6	.276
Jun 06	vs NJIT	40	18	19	18	4	1	4	37	7	0	0	0	3	0	1	0	4	27	10	3	9	.281
Jun 06	at Arkansas	32	5	10	5	1	0	1	14	1	0	0	0	0	1	1	0	10	27	5	2	6	.281
Jun 07	at Arkansas	30	2	4	2	0	0	1	7	2	0	0	0	1	1	0	0	10	24	5	0	5	.279
Totals		1637	335	456	296	75	9	59	726	223	1	65	15	48	34	12	18	429	1274	441	36	378	.279

2021 NEBRASKA GAME-BY-GAME PITCHING

University of Nebraska
Team Game-by-Game for Nebraska (as of Feb 15, 2022)
Pitching (All games)

Date	Opponent	ip	h	r	er	bb	so	2b	3b	hr	wp	bk	hbp	dp	ibb	score	w-l	sv	era
*Mar 05	vs Purdue	8.2	11	6	5	5	10	1	1	0	1	0	1	1	0	5-6	0-1	0	5.19
*Mar 06	vs Purdue	7.0	9	2	2	1	5	1	2	0	1	0	2	1	0	7-2	1-1	0	4.02
*Mar 06	vs Purdue	7.0	2	0	0	3	7	1	0	0	0	0	2	0	0	10-0	2-1	0	2.78
*Mar 07	vs Purdue	9.0	7	0	0	5	13	0	0	0	1	0	0	2	0	4-0	3-1	0	1.99
*Mar 12	vs Ohio State	9.0	7	4	4	3	13	2	0	3	0	0	0	0	0	10-4	4-1	0	2.43
*Mar 13	vs Iowa	9.0	6	0	0	6	10	1	0	0	0	0	0	1	0	4-0	5-1	1	1.99
*Mar 14	vs Ohio State	9.0	9	6	6	2	9	1	0	3	1	0	0	0	0	4-6	5-2	1	2.61
*Mar 14	vs Iowa	9.0	9	3	3	2	4	3	0	0	1	0	3	1	0	1-3	5-3	1	2.66
*Mar 19	at IOWA	8.0	6	3	3	1	9	2	0	2	0	0	0	0	0	0-3	5-4	1	2.74
*Mar 20	at IOWA	9.0	12	8	8	3	7	3	1	2	1	0	2	0	0	10-8	6-4	2	3.30
*Mar 21	at IOWA	9.0	10	8	8	8	10	2	0	2	1	0	1	0	0	13-8	7-4	2	3.75
*Mar 26	MINNESOTA	9.0	7	1	1	0	12	1	0	0	0	0	0	1	0	6-1	8-4	2	3.51
*Mar 27	MINNESOTA	7.0	5	4	4	3	9	2	0	0	0	0	1	0	1	6-4	9-4	3	3.61
*Mar 27	MINNESOTA	7.0	4	5	4	9	7	0	0	1	1	0	2	0	0	17-5	10-4	3	3.70
*Mar 28	MINNESOTA	9.0	4	2	2	4	11	1	0	0	0	0	0	1	0	10-2	11-4	3	3.58
*Apr 02	at Illinois	9.0	12	6	5	2	12	2	0	0	2	0	0	0	0	8-6	12-4	4	3.68
*Apr 03	at Illinois	8.0	16	10	9	1	7	2	0	2	2	0	2	1	0	8-10	12-5	4	4.04
*Apr 04	at Illinois	9.0	10	7	7	1	8	1	0	2	3	0	2	1	0	12-7	13-5	4	4.21
*Apr 09	MARYLAND	9.0	6	2	2	5	9	4	0	1	0	0	1	0	1	6-2	14-5	4	4.09
*Apr 10	MARYLAND	9.0	13	10	9	2	8	1	0	3	1	0	3	0	0	7-10	14-6	4	4.35
*Apr 11	MARYLAND	9.0	2	3	3	1	16	0	0	1	0	0	4	0	0	14-3	15-6	4	4.28
*Apr 16	at Penn State	9.0	10	2	2	1	11	3	0	0	2	0	0	1	0	8-2	16-6	4	4.17
*Apr 17	at Penn State	9.0	5	2	2	3	8	1	0	0	0	0	0	2	0	11-2	17-6	4	4.07
*Apr 18	at Penn State	9.0	7	3	1	0	9	2	1	0	2	0	0	1	0	5-3	18-6	5	3.94
*Apr 23	at Michigan State	9.0	5	0	0	4	8	0	0	0	0	0	0	1	0	4-0	19-6	5	3.77
*Apr 24	at Michigan State	8.0	8	4	3	1	9	2	0	0	1	0	1	1	0	2-4	19-7	5	3.76
*Apr 25	at Michigan State	12.0	12	6	4	6	10	3	0	0	0	0	1	2	0	9-6	20-7	5	3.72
*Apr 30	RUTGERS	9.0	10	9	7	5	4	1	0	0	1	0	3	1	0	4-9	20-8	5	3.84
*May 01	RUTGERS	9.0	12	6	6	3	7	1	0	2	0	0	0	2	0	5-6	20-9	5	3.92
*May 02	RUTGERS	9.0	11	6	6	5	9	4	0	0	0	0	1	0	0	0-6	20-10	5	3.99
*May 08	vs Indiana	9.0	3	6	6	10	12	1	0	2	0	0	0	0	0	7-6	21-10	5	4.06
*May 09	vs Indiana	8.0	7	4	4	8	5	0	0	0	3	0	2	4	0	2-4	21-11	5	4.07
*May 09	at Rutgers	9.0	12	5	5	2	6	2	0	1	1	0	2	1	0	15-5	22-11	5	4.10
*May 10	at Rutgers	13.0	14	6	6	3	12	2	0	2	0	0	2	2	1	7-6	23-11	6	4.10
*May 14	NORTHWESTERN	9.0	6	2	2	3	7	1	0	0	0	0	0	1	0	12-2	24-11	6	4.04
*May 15	NORTHWESTERN	9.0	8	5	4	2	10	2	0	2	0	0	1	0	0	11-5	25-11	7	4.04
*May 21	at Indiana	9.0	11	5	5	1	10	1	1	1	0	0	1	0	0	8-5	26-11	8	4.07
*May 22	vs Ohio State	9.0	11	9	6	6	9	1	0	1	1	0	0	1	1	11-9	27-11	9	4.12
*May 22	at Indiana	9.0	3	1	1	1	10	0	0	1	0	0	2	2	0	3-1	28-11	9	4.04
*May 23	vs Ohio State	9.0	5	0	0	1	14	2	0	0	0	0	0	1	0	9-0	29-11	9	3.93
*May 28	MICHIGAN	9.0	4	0	0	2	11	2	0	0	0	0	1	0	0	1-0	30-11	10	3.84
*May 29	MICHIGAN	9.0	5	2	2	3	6	1	0	0	1	0	1	0	0	0-2	30-12	10	3.79
*May 29	MICHIGAN	9.0	6	3	3	1	12	0	0	1	0	0	1	0	0	5-3	31-12	11	3.77
Jun 04	vs Northeastern	9.0	10	6	6	3	7	2	0	1	1	0	3	1	0	8-6	32-12	12	3.82
Jun 05	at Arkansas	8.0	5	5	3	10	10	1	0	1	0	0	1	0	0	1-5	32-13	12	3.82
Jun 06	vs NJIT	9.0	5	4	3	4	8	1	0	2	0	0	0	0	0	18-4	33-13	12	3.80
Jun 06	at Arkansas	9.0	4	3	2	5	11	0	0	0	2	0	0	0	0	5-3	34-13	12	3.76
Jun 07	at Arkansas	8.0	6	6	6	5	9	2	0	3	1	0	0	0	0	2-6	34-14	12	3.81
Totals		424.2	372	200	180	165	440	69	6	42	32	0	49	34	4	335-200	34-14	12	3.81

2021 OPPONENT GAME-BY-GAME BATTING

University of Nebraska

Opponent Game-by-Game for Nebraska (as of Feb 15, 2022)

Batting (All games)

Date	Opponent	ab	r	h	rbi	2b	3b	hr	tb	bb	ibb	sb	cs	hbp	sac	sf	gdp	k	po	a	e	lob	avg
*Mar 05	vs Purdue	33	6	11	5	1	1	0	14	5	0	2	1	1	1	1	0	10	27	10	0	10	.333
*Mar 06	vs Purdue	27	2	9	2	1	2	0	14	1	0	0	2	2	0	1	1	5	21	11	3	8	.333
*Mar 06	vs Purdue	22	0	2	0	1	0	0	3	3	0	0	1	2	0	0	0	7	21	8	1	6	.268
*Mar 07	vs Purdue	32	0	7	0	0	0	0	7	5	0	0	0	0	0	0	2	13	27	7	0	10	.254
*Mar 12	vs Ohio State	34	4	7	4	2	0	3	18	3	0	0	0	0	0	0	0	13	24	9	3	6	.243
*Mar 13	vs Iowa	31	0	6	0	1	0	0	7	6	0	1	0	0	0	0	1	10	24	9	1	10	.235
*Mar 14	vs Ohio State	35	6	9	6	1	0	3	19	2	0	0	1	0	0	0	0	9	27	9	0	4	.238
*Mar 14	vs Iowa	32	3	9	3	3	0	0	12	2	0	2	0	3	1	0	1	4	27	7	1	8	.244
*Mar 19	at IOWA	30	3	6	3	2	0	2	14	1	0	1	0	0	1	0	0	9	27	10	0	5	.239
*Mar 20	at IOWA	38	8	12	8	3	1	2	23	3	0	1	0	2	0	1	0	7	27	12	2	9	.248
*Mar 21	at IOWA	34	8	10	7	2	0	2	18	8	0	0	0	1	0	0	0	10	27	14	3	8	.253
*Mar 26	MINNESOTA	33	1	7	1	1	0	0	8	0	0	0	0	0	0	0	1	12	24	13	3	5	.249
*Mar 27	MINNESOTA	25	4	5	3	2	0	0	7	3	1	1	0	1	1	1	0	9	18	9	2	6	.246
*Mar 27	MINNESOTA	26	5	4	5	0	0	1	7	9	0	1	1	2	0	0	0	7	18	9	2	11	.241
*Mar 28	MINNESOTA	30	2	4	2	1	0	0	5	4	0	0	0	0	0	0	1	11	24	7	2	5	.234
*Apr 02	at Illinois	38	6	12	3	2	0	0	14	2	0	1	1	0	0	0	0	12	27	9	2	7	.240
*Apr 03	at Illinois	39	10	16	9	2	0	2	24	1	0	0	0	2	2	0	1	7	27	11	0	10	.252
*Apr 04	at Illinois	33	7	10	7	1	0	2	17	1	0	0	1	2	0	1	1	8	27	12	1	3	.255
*Apr 09	MARYLAND	32	2	6	2	4	0	1	13	5	1	0	0	1	0	0	0	9	24	7	3	9	.252
*Apr 10	MARYLAND	40	10	13	8	1	0	3	23	2	0	0	0	3	0	0	0	8	27	13	1	8	.256
*Apr 11	MARYLAND	29	3	2	3	0	0	1	5	1	0	0	0	4	0	0	0	16	24	11	1	4	.248
*Apr 16	at Penn State	34	2	10	2	3	0	0	13	1	0	0	2	0	0	0	1	11	27	12	2	6	.250
*Apr 17	at Penn State	30	2	5	2	1	0	0	6	3	0	0	0	0	0	0	2	8	27	10	3	4	.247
*Apr 18	at Penn State	34	3	7	2	2	1	0	11	0	0	0	0	0	0	0	0	9	27	10	4	4	.245
*Apr 23	at Michigan State	29	0	5	0	0	0	0	5	4	0	0	1	0	1	0	1	8	27	12	1	7	.243
*Apr 24	at Michigan State	31	4	8	3	2	0	0	10	1	0	0	0	1	1	0	1	9	27	8	3	6	.243
*Apr 25	at Michigan State	43	6	12	6	3	0	0	15	6	0	1	1	1	1	1	2	10	36	13	1	10	.245
*Apr 30	RUTGERS	34	9	10	9	1	0	0	11	5	0	1	0	3	0	2	1	4	27	10	3	8	.247
*May 01	RUTGERS	37	6	12	6	1	0	2	19	3	0	0	1	0	1	0	2	7	27	13	3	8	.250
*May 02	RUTGERS	36	6	11	6	4	0	0	15	5	0	0	0	1	2	0	0	9	27	9	0	11	.252
*May 08	vs Indiana	29	6	3	6	1	0	2	10	10	0	0	0	0	0	1	0	12	25	11	5	7	.248
*May 09	vs Indiana	27	4	7	4	0	0	0	7	8	0	0	0	2	0	0	3	5	27	11	1	9	.248
*May 09	at Rutgers	37	5	12	5	2	0	1	17	2	0	0	1	2	0	0	1	6	27	11	5	9	.250
*May 10	at Rutgers	50	6	14	6	2	0	2	22	3	1	1	0	2	0	0	2	12	39	15	2	10	.252
*May 14	NORTHWESTERN	31	2	6	2	1	0	0	7	3	0	0	0	0	0	0	1	7	24	10	1	5	.250
*May 15	NORTHWESTERN	34	5	8	4	2	0	2	16	2	0	1	0	1	1	0	0	10	24	6	1	6	.250
*May 21	at Indiana	37	5	11	5	1	1	1	17	1	0	0	0	1	0	0	0	10	27	6	1	7	.251
*May 22	vs Ohio State	37	9	11	7	1	0	1	15	6	1	1	0	0	0	2	1	9	27	7	4	9	.253
*May 22	at Indiana	28	1	3	1	0	0	1	6	1	0	0	0	2	0	0	1	10	27	11	0	3	.249
*May 23	vs Ohio State	31	0	5	0	2	0	0	7	1	0	0	0	0	0	0	1	14	24	9	3	5	.247
*May 28	MICHIGAN	30	0	4	0	2	0	0	6	2	0	0	0	1	0	0	0	11	24	11	1	6	.245
*May 29	MICHIGAN	31	2	5	2	1	0	0	6	3	0	0	0	1	0	0	0	6	27	12	0	6	.243
*May 29	MICHIGAN	33	3	6	3	0	0	1	9	1	0	0	0	1	0	0	0	12	24	9	0	5	.242
Jun 04	vs Northeastern	36	6	10	5	2	0	1	15	3	0	0	0	3	0	0	0	7	24	7	0	9	.242
Jun 05	at Arkansas	30	5	5	4	1	0	1	9	10	0	0	0	1	0	1	0	10	27	9	0	13	.241
Jun 06	vs NJIT	35	4	5	3	1	0	2	12	4	0	0	0	0	0	0	0	8	24	7	0	8	.239
Jun 06	at Arkansas	31	3	4	1	0	0	0	4	5	0	0	0	0	0	0	0	11	24	11	3	6	.236
Jun 07	at Arkansas	30	6	6	5	2	0	3	17	5	0	0	0	0	0	0	0	9	27	9	0	5	.236
Totals		1578	200	372	180	69	6	42	579	165	4	15	14	49	13	12	29	440	1243	476	78	344	.236

2021 OPPONENT GAME-BY-GAME PITCHING

University of Nebraska
Opponent Game-by-Game for Nebraska (as of Feb 15, 2022)
Pitching (All games)

Date	Opponent	ip	h	r	er	bb	so	2b	3b	hr	wp	bk	hbp	dp	ibb	score	w-l	sv	era
*Mar 05	vs Purdue	9.0	15	5	5	3	15	1	0	3	3	0	0	1	0	6-5	1-0	0	5.00
*Mar 06	vs Purdue	7.0	12	7	1	2	8	1	0	0	2	0	1	0	0	2-7	1-1	0	3.38
*Mar 06	vs Purdue	7.0	7	10	10	14	7	1	0	0	2	1	1	2	0	0-10	1-2	0	6.26
*Mar 07	vs Purdue	9.0	4	4	4	6	16	1	0	2	3	0	0	0	0	0-4	1-3	0	5.62
*Mar 12	vs Ohio State	8.0	11	10	8	5	10	2	0	2	3	0	0	0	0	4-10	1-4	0	6.30
*Mar 13	vs Iowa	8.0	8	4	1	3	13	0	0	1	0	0	0	0	0	0-4	1-5	0	5.44
*Mar 14	vs Ohio State	9.0	6	4	4	0	10	1	0	1	0	0	0	0	0	6-4	2-5	1	5.21
*Mar 14	vs Iowa	9.0	4	1	1	2	8	2	0	0	0	0	2	2	0	3-1	3-5	2	4.64
*Mar 19	at IOWA	9.0	3	0	0	3	9	0	0	0	0	0	1	0	0	3-0	4-5	3	4.08
*Mar 20	at IOWA	9.0	13	10	7	4	7	5	0	4	0	0	0	1	0	8-10	4-6	3	4.39
*Mar 21	at IOWA	9.0	11	13	12	8	7	2	2	2	3	1	0	0	0	8-13	4-7	3	5.13
*Mar 26	Minnesota	8.0	11	6	5	6	8	1	0	1	1	0	0	2	0	1-6	4-8	3	5.17
*Mar 27	Minnesota	6.0	5	6	1	7	4	0	0	0	0	0	1	0	0	4-6	4-9	3	4.96
*Mar 27	Minnesota	6.0	11	17	13	8	6	1	0	4	3	0	0	0	0	5-17	4-10	3	5.73
*Mar 28	Minnesota	8.0	9	10	5	6	7	2	0	0	1	0	3	1	0	2-10	4-11	3	5.73
*Apr 02	at Illinois	9.0	13	8	8	6	10	0	0	1	2	0	2	0	0	6-8	4-12	3	5.88
*Apr 03	at Illinois	9.0	13	8	8	3	9	2	0	4	0	0	4	1	0	10-8	5-12	3	6.02
*Apr 04	at Illinois	9.0	16	12	12	3	6	2	0	4	0	0	1	1	0	7-12	5-13	3	6.39
*Apr 09	Maryland	8.0	8	6	5	4	9	3	0	1	1	0	0	1	0	2-6	5-14	3	6.35
*Apr 10	Maryland	9.0	7	7	5	5	5	1	0	1	1	0	1	1	1	10-7	6-14	4	6.27
*Apr 11	Maryland	8.0	14	14	14	6	6	3	1	1	3	0	0	0	0	3-14	6-15	4	6.71
*Apr 16	at Penn State	9.0	14	8	4	7	7	1	1	0	2	0	2	1	0	2-8	6-16	4	6.58
*Apr 17	at Penn State	9.0	17	11	7	4	7	5	0	0	1	0	1	0	0	2-11	6-17	4	6.60
*Apr 18	at Penn State	9.0	7	5	4	5	12	2	0	0	2	0	1	0	0	3-5	6-18	4	6.48
*Apr 23	at Michigan State	9.0	7	4	3	4	12	3	0	0	1	0	2	1	0	0-4	6-19	4	6.33
*Apr 24	at Michigan State	9.0	5	2	1	6	10	1	0	1	3	0	1	0	0	4-2	7-19	5	6.11
*Apr 25	at Michigan State	12.0	10	9	9	10	22	2	1	0	1	0	1	1	0	6-9	7-20	5	6.14
*Apr 30	Rutgers	9.0	4	4	2	5	10	0	0	2	1	0	1	0	0	9-4	8-20	6	5.99
*May 01	Rutgers	9.0	9	5	4	6	3	1	0	3	0	0	3	1	0	6-5	9-20	7	5.92
*May 02	Rutgers	9.0	3	0	0	4	9	0	0	0	1	0	1	0	0	6-0	10-20	7	5.71
*May 08	vs Indiana	8.1	8	7	3	4	9	1	0	0	1	0	2	0	0	6-7	10-21	7	5.63
*May 09	vs Indiana	9.0	4	2	1	1	11	0	0	1	0	0	1	0	0	4-2	11-21	7	5.48
*May 09	at Rutgers	9.0	12	15	13	11	8	3	0	1	2	0	2	0	0	5-15	11-22	7	5.72
*May 10	at Rutgers	13.0	17	7	5	1	8	4	0	1	1	0	1	1	0	6-7	11-23	7	5.62
*May 14	Northwestern	8.0	16	12	11	4	5	3	0	1	2	0	0	0	0	2-12	11-24	7	5.80
*May 15	Northwestern	8.0	16	11	11	5	8	4	0	2	3	0	2	0	0	5-11	11-25	7	5.96
*May 21	at Indiana	9.0	9	8	8	6	15	3	0	2	1	0	0	0	0	5-8	11-26	7	6.02
*May 22	vs Ohio State	9.0	11	11	10	8	14	0	1	2	3	1	2	0	0	9-11	11-27	7	6.13
*May 22	at Indiana	9.0	7	3	3	4	15	1	1	1	1	0	2	1	0	1-3	11-28	7	6.05
*May 23	vs Ohio State	8.0	13	9	7	1	2	2	0	1	0	0	1	2	0	0-9	11-29	7	6.09
*May 28	Michigan	8.0	4	1	1	2	5	0	0	0	0	0	0	0	0	0-1	11-30	7	5.98
*May 29	Michigan	9.0	5	0	0	1	6	1	0	0	0	0	0	1	0	2-0	12-30	8	5.83
*May 29	Michigan	8.0	7	5	5	6	9	0	0	2	1	0	0	1	0	3-5	12-31	8	5.83
Jun 04	vs Northeastern	8.0	12	8	8	2	5	1	1	1	0	1	1	0	0	6-8	12-32	8	5.89
Jun 05	at Arkansas	9.0	5	1	1	2	13	1	0	0	0	0	0	0	0	5-1	13-32	9	5.78
Jun 06	vs NJIT	8.0	19	18	18	7	4	4	1	4	0	0	3	1	0	4-18	13-33	9	6.07
Jun 06	at Arkansas	8.0	10	5	4	1	10	1	0	1	1	0	0	2	0	3-5	13-34	9	6.04
Jun 07	at Arkansas	9.0	4	2	2	2	10	0	0	1	0	0	1	0	0	6-2	14-34	9	5.95
Totals		414.1	456	335	274	223	429	75	9	59	56	4	48	26	1	200-335	14-34	9	5.95

2021 MISCELLANEOUS STATS

University of Nebraska Miscellaneous Stats for Nebraska (as of Feb 15, 2022) (All games)

Multiple Hit Games	2	3	4	5+	Total
2 Hallmark, Jaxon	18	2	2	-	22
4 Anderson, Max	8	9	2	-	19
5 Acker, Joe	10	4	1	-	15
25 Roskam, Luke	11	3	-	-	14
14 Matthews, Brice	12	1	-	-	13
1 Schwellenbach, S.	8	2	1	-	11
29 Chick, Cam	7	3	-	-	10
16 Everitt, Griffin	8	1	-	-	9
39 Hagge, Mojo	5	-	-	-	5
10 Banjoff, Leighton	4	-	-	-	4
11 Steil, Jack	2	1	-	-	3
TEAM	93	26	6	0	125

Multiple RBI Games	2	3	4	5+	Total
14 Matthews, Brice	7	2	1	1	11
29 Chick, Cam	6	3	1	1	11
5 Acker, Joe	9	-	-	-	9
25 Roskam, Luke	5	1	-	2	8
4 Anderson, Max	5	1	1	1	8
1 Schwellenbach, S.	4	3	1	-	8
2 Hallmark, Jaxon	6	-	-	-	6
16 Everitt, Griffin	4	-	1	-	5
11 Steil, Jack	2	1	-	-	3
10 Banjoff, Leighton	2	-	-	-	2
39 Hagge, Mojo	1	-	-	-	1
9 Cervantes, Efrey	1	-	-	-	1
TEAM	52	11	5	5	73

Hitting Streaks	Longest	Current
5 Acker, Joe	13	-
1 Schwellenbach, S.	11	-
16 Everitt, Griffin	10	3
14 Matthews, Brice	8	-
25 Roskam, Luke	7	5
2 Hallmark, Jaxon	6	6
29 Chick, Cam	6	-
11 Steil, Jack	5	-
4 Anderson, Max	5	-
3 Foster, Logan	4	1
9 Cervantes, Efrey	2	-
39 Hagge, Mojo	2	-
31 Hellstrom, Gunner	2	1
10 Banjoff, Leighton	2	-
21 Sartori, Luke	1	1

Reached Base Streaks	Longest	Current
1 Schwellenbach, S.	25	-
5 Acker, Joe	21	-
29 Chick, Cam	20	1
25 Roskam, Luke	13	13
16 Everitt, Griffin	12	3
2 Hallmark, Jaxon	11	6
4 Anderson, Max	9	-
3 Foster, Logan	8	1
10 Banjoff, Leighton	8	-
14 Matthews, Brice	8	-
11 Steil, Jack	6	-
39 Hagge, Mojo	5	1
9 Cervantes, Efrey	4	-
31 Hellstrom, Gunner	3	1
21 Sartori, Luke	1	1

2021 SEASON RESULTS

University of Nebraska Game Results for Nebraska (as of Feb 15, 2022) (All games)

Date	Opponent	Score	Inns	Overall	Big Ten	Pitcher of record	Attend	Time
* Mar 05, 2021	vs Purdue	L 5-6	9	0-1-0	0-1-0	Schreiber, M (L 0-1)	225	3:05
* Mar 06, 2021	vs Purdue-1	w 7-2	7	1-1-0	1-1-0	Hroch, C. (W 1-0)	-	2:25
* Mar 06, 2021	vs Purdue-2	w 10-0	7	2-1-0	2-1-0	Schanaman, S (W 1-0)	225	2:35
* Mar 07, 2021	vs Purdue	w 4-0	9	3-1-0	3-1-0	Schreiber, M (W 1-1)	225	3:02
* Mar 12, 2021	vs Ohio State	w 10-4	9	4-1-0	4-1-0	Povich, C. (W 1-0)	250	2:34
* Mar 13, 2021	vs Iowa	w 4-0	9	5-1-0	5-1-0	Hroch, C. (W 2-0)	250	2:37
* Mar 14, 2021	vs Ohio State	L 4-6	9	5-2-0	5-2-0	Bragg, B. (L 0-1)	250	2:24
* Mar 14, 2021	vs Iowa	L 1-3	9	5-3-0	5-3-0	Bunz, J. (L 0-1)	250	2:17
* Mar 19, 2021	at IOWA	L 0-3	9	5-4-0	5-4-0	Povich, C. (L 1-1)	309	2:10
* Mar 20, 2021	at IOWA	w 10-8	9	6-4-0	6-4-0	Bragg, B. (W 1-1)	350	3:21
* Mar 21, 2021	at IOWA	w 13-8	9	7-4-0	7-4-0	Martin, T. (W 1-0)	329	3:28
* Mar 26, 2021	MINNESOTA	w 6-1	9	8-4-0	8-4-0	Povich, C. (W 2-1)	1647	2:38
* Mar 27, 2021	MINNESOTA-1	w 6-4	7	9-4-0	9-4-0	Wynne, C. (W 1-0)	-	2:18
* Mar 27, 2021	MINNESOTA-2	w 17-5	7	10-4-0	10-4-0	Bunz, J. (W 1-1)	2584	2:37
* Mar 28, 2021	MINNESOTA	w 10-2	9	11-4-0	11-4-0	Schanaman, S (W 2-0)	2599	2:35
* Apr 02, 2021	at Illinois	w 8-6	9	12-4-0	12-4-0	Bunz, J. (W 2-1)	217	3:28
* Apr 03, 2021	at Illinois	L 8-10	9	12-5-0	12-5-0	Schreiber, M (L 1-2)	224	2:52
* Apr 04, 2021	at Illinois	w 12-7	9	13-5-0	13-5-0	Frank, K. (W 1-0)	211	2:55
* Apr 09, 2021	MARYLAND	w 6-2	9	14-5-0	14-5-0	Povich, C. (W 3-1)	2361	2:44
* Apr 10, 2021	MARYLAND	L 7-10	9	14-6-0	14-6-0	Bragg, B. (L 1-2)	3197	2:57
* Apr 11, 2021	MARYLAND	w 14-3	9	15-6-0	15-6-0	Schanaman, S (W 3-0)	3188	2:54
* Apr 16, 2021	at Penn State	w 8-2	9	16-6-0	16-6-0	None	0	
* Apr 17, 2021	at Penn State	w 11-2	9	17-6-0	17-6-0	Hroch, C. (W 3-0)	242	2:45
* Apr 18, 2021	at Penn State	w 5-3	9	18-6-0	18-6-0	Schanaman, S (W 4-0)	249	2:23
* Apr 23, 2021	at Michigan State	w 4-0	9	19-6-0	19-6-0	Povich, C. (W 4-1)	230	2:43
* Apr 24, 2021	at Michigan State	L 2-4	9	19-7-0	19-7-0	Hroch, C. (L 3-1)	210	2:30
* Apr 25, 2021	at Michigan State	w 9-6	(12)	20-7-0	20-7-0	Schwellenbac (W 1-0)	212	3:32
* Apr 30, 2021	RUTGERS	L 4-9	9	20-8-0	20-8-0	Wynne, C. (L 1-1)	5013	3:06
* May 01, 2021	RUTGERS	L 5-6	9	20-9-0	20-9-0	Schwellenbac (L 0-1)	4653	3:09
* May 02, 2021	RUTGERS	L 0-6	9	20-10-0	20-10-0	Schanaman, S (L 4-1)	4422	2:24
* May 08, 2021	vs #17 Indiana	w 7-6	9	21-10-0	21-10-0	Schwellenbac (W 2-1)	150	3:00
* May 09, 2021	vs #17 Indiana	L 2-4	9	21-11-0	21-11-0	Schanaman, S (L 4-2)	150	2:11
* May 09, 2021	at Rutgers	w 15-5	9	22-11-0	22-11-0	Hroch, C. (W 4-1)	225	3:15
* May 10, 2021	at Rutgers	w 7-6	(13)	23-11-0	23-11-0	Martin, T. (W 2-0)	225	4:03
* May 14, 2021	NORTHWESTERN	w 12-2	9	24-11-0	24-11-0	Povich, C. (W 5-1)	3058	2:40
* May 15, 2021	NORTHWESTERN	w 11-5	9	25-11-0	25-11-0	Schreiber, M (W 2-2)	3523	3:11
* May 21, 2021	at Indiana	w 8-5	9	26-11-0	26-11-0	Frank, K. (W 2-0)	150	3:02
* May 22, 2021	vs Ohio State	w 11-9	9	27-11-0	27-11-0	Olson, E. (W 1-0)	150	3:11
* May 22, 2021	at Indiana	w 3-1	9	28-11-0	28-11-0	Hroch, C. (W 5-1)	150	2:30
* May 23, 2021	vs Ohio State	w 9-0	9	29-11-0	29-11-0	Perry, K. (W 1-0)	150	2:16
* May 28, 2021	MICHIGAN	w 1-0	9	30-11-0	30-11-0	Povich, C. (W 6-1)	5434	2:15
* May 29, 2021	MICHIGAN-1	L 0-2	9	30-12-0	30-12-0	Hroch, C. (L 5-2)	-	2:33
* May 29, 2021	MICHIGAN-2	w 5-3	9	31-12-0	31-12-0	Perry, K. (W 2-0)	7650	2:53
Jun 04, 2021	vs Northeastern	w 8-6	9	32-12-0	31-12-0	Frank, K. (W 3-0)	11084	2:50
Jun 05, 2021	at #1 Arkansas	L 1-5	9	32-13-0	31-12-0	Hroch, C. (L 5-3)	11084	3:16
Jun 06, 2021	vs NJIT	w 18-4	9	33-13-0	31-12-0	Schanaman, S (W 5-2)	11084	3:00
Jun 06, 2021	at #1 Arkansas	w 5-3	9	34-13-0	31-12-0	Schwellenbac (W 3-1)	11084	2:44
Jun 07, 2021	at #1 Arkansas	L 2-6	9	34-14-0	31-12-0	Frank, K. (L 3-1)	11084	2:25

= Conference game
extra inning game

2021 NEBRASKA GAME-BY-GAME STARTERS

Opponent	C	1B	2B	3B	SS	LF	CF	RF	DH	SP
vs. Purdue	Everitt	Banjoff	Matthews	Anderson	Schwellenbach	Acker	Hallmark	Foster	Chick	Povich
vs. Purdue	Roskam	Banjoff	Matthews	Cervantes	Schwellenbach	Chick	Hallmark	Acker	Anderson	Hroch
vs. Purdue	Everitt	Roskam	Matthews	Cervantes	Schwellenbach	Chick	Hallmark	Acker	Anderson	Schanaman
vs. Purdue	Everitt	Steil	Matthews	Cervantes	Schwellenbach	Chick	Hallmark	Acker	Anderson	Bunz
vs. Ohio State	Everitt	Steil	Matthews	Cervantes	Schwellenbach	Chick	Hallmark	Acker	Anderson	Povich
vs. Iowa	Roskam	Steil	Matthews	Cervantes	Schwellenbach	Chick	Hallmark	Acker	Anderson	Hroch
vs. Ohio State	Everitt	Steil	Matthews	Anderson	Schwellenbach	Hagge	Acker	Foster	Banjoff	Schanaman
vs. Iowa	Roskam	Steil	Chick	Anderson	Schwellenbach	Acker	Hallmark	Foster	Banjoff	Bunz
at Iowa	Everitt	Steil	Matthews	Anderson	Schwellenbach	Foster	Hallmark	Acker	Banjoff	Povich
at Iowa	Roskam	Steil	Chick	Cervantes	Schwellenbach	Foster	Hallmark	Acker	Anderson	Hroch
at Iowa	Roskam	Steil	Chick	Cervantes	Schwellenbach	Hagge	Hallmark	Acker	Anderson	Schanaman
Minnesota	Everitt	Roskam	Chick	Cervantes	Schwellenbach	Hagge	Hallmark	Acker	Anderson	Povich
Minnesota	Hellstrom	Roskam	Matthews	Cervantes	Schwellenbach	Chick	Hallmark	Acker	Anderson	Hroch
Minnesota	Everitt	Roskam	Chick	Anderson	Schwellenbach	Hagge	Hallmark	Acker	Foster	Bunz
Minnesota	Everitt	Roskam	Chick	Anderson	Schwellenbach	Hagge	Hallmark	Acker	Banjoff	Schanaman
at Illinois	Everitt	Roskam	Chick	Anderson	Schwellenbach	Banjoff	Hallmark	Acker	Foster	Povich
at Illinois	Roskam	Steil	Chick	Cervantes	Schwellenbach	Banjoff	Hallmark	Acker	Anderson	Hroch
at Illinois	Everitt	Roskam	Matthews	Anderson	Schwellenbach	Hagge	Hallmark	Acker	Chick	Schanaman
Maryland	Everitt	Roskam	Matthews	Anderson	Schwellenbach	Hagge	Hallmark	Acker	Chick	Povich
Maryland	Roskam	Steil	Matthews	Cervantes	Schwellenbach	Chick	Hallmark	Acker	Anderson	Hroch
Maryland	Everitt	Roskam	Matthews	Anderson	Schwellenbach	Banjoff	Hallmark	Acker	Chick	Schanaman
at Penn State	Everitt	Roskam	Matthews	Anderson	Schwellenbach	Banjoff	Hallmark	Acker	Chick	Povich
at Penn State	Roskam	Steil	Matthews	Anderson	Schwellenbach	Hagge	Hallmark	Acker	Chick	Hroch
at Penn State	Everitt	Roskam	Matthews	Anderson	Schwellenbach	Banjoff	Hallmark	Acker	Chick	Schanaman
at Michigan State	Everitt	Roskam	Matthews	Anderson	Schwellenbach	Banjoff	Hallmark	Acker	Chick	Povich
at Michigan State	Roskam	Steil	Matthews	Anderson	Schwellenbach	Foster	Hallmark	Acker	Chick	Hroch
at Michigan State	Everitt	Roskam	Matthews	Cervantes	Schwellenbach	Chick	Hallmark	Acker	Anderson	Schanaman
Rutgers	Everitt	Roskam	Matthews	Anderson	Schwellenbach	Hagge	Hallmark	Acker	Chick	Povich
Rutgers	Roskam	Steil	Chick	Anderson	Schwellenbach	Foster	Hallmark	Acker	Hellstrom	Hroch
Rutgers	Everitt	Roskam	Chick	Cervantes	Schwellenbach	Hagge	Hallmark	Acker	Anderson	Schanaman
vs. Indiana	Everitt	Steil	Chick	Roskam	Schwellenbach	Hagge	Hallmark	Acker	Anderson	Povich
vs. Indiana	Everitt	Steil	Chick	Roskam	Schwellenbach	Hagge	Hallmark	Acker	Anderson	Schanaman
at Rutgers	Roskam	Steil	Matthews	Anderson	Schwellenbach	Chick	Hallmark	Acker	Hellstrom	Hroch
at Rutgers	Everitt	Roskam	Matthews	Anderson	Schwellenbach	Chick	Hallmark	Foster	Acker	Perry
Northwestern	Everitt	Roskam	Matthews	Anderson	Schwellenbach	Chick	Hallmark	Foster	Acker	Povich
Northwestern	Roskam	Steil	Matthews	Anderson	Schwellenbach	Chick	Hallmark	Foster	Acker	Hroch
at Indiana	Everitt	Roskam	Matthews	Anderson	Schwellenbach	Banjoff	Hallmark	Foster	Acker	Povich
vs. Ohio State	Everitt	Roskam	Matthews	Anderson	Schwellenbach	Banjoff	Hallmark	Acker	Chick	Schanaman
at Indiana	Roskam	Cervantes	Matthews	Anderson	Schwellenbach	Hagge	Hallmark	Acker	Chick	Hroch
vs. Ohio State	Everitt	Roskam	Matthews	Anderson	Schwellenbach	Hagge	Hallmark	Acker	Hellstrom	Perry
Michigan	Everitt	Roskam	Matthews	Anderson	Schwellenbach	Hagge	Hallmark	Acker	Hellstrom	Povich
Michigan	Roskam	Steil	Matthews	Anderson	Schwellenbach	Hagge	Hallmark	Acker	Chick	Hroch
Michigan	Everitt	Roskam	Matthews	Anderson	Schwellenbach	Banjoff	Hallmark	Acker	Foster	Perry
vs. Northeastern	Everitt	Roskam	Matthews	Anderson	Schwellenbach	Hagge	Hallmark	Acker	Chick	Povich
at Arkansas	Roskam	Steil	Matthews	Anderson	Schwellenbach	Hagge	Hallmark	Acker	Chick	Hroch
vs. NJIT	Everitt	Roskam	Chick	Matthews	Schwellenbach	Hagge	Hallmark	Acker	Foster	Schanaman
at Arkansas	Everitt	Roskam	Chick	Matthews	Schwellenbach	Hagge	Hallmark	Acker	Foster	Perry
at Arkansas	Everitt	Roskam	Chick	Matthews	Schwellenbach	Hagge	Hallmark	Acker	Foster	Povich

2021 NEBRASKA GAME-BY-GAME BATTING ORDER

Opponent	1	2	3	4	5	6	7	8	9
vs. Purdue	Hallmark	Matthews	Schwellenbach	Chick	Anderson	Everitt	Banjoff	Foster	Acker
vs. Purdue	Hallmark	Matthews	Schwellenbach	Chick	Anderson	Banjoff	Roskam	Cervantes	Acker
vs. Purdue	Hallmark	Matthews	Schwellenbach	Chick	Anderson	Everitt	Roskam	Cervantes	Acker
vs. Purdue	Hallmark	Matthews	Schwellenbach	Chick	Anderson	Cervantes	Everitt	Steil	Acker
vs. Ohio State	Chick	Hallmark	Schwellenbach	Anderson	Cervantes	Matthews	Everitt	Steil	Acker
vs. Iowa	Chick	Hallmark	Schwellenbach	Anderson	Cervantes	Steil	Roskam	Matthews	Acker
vs. Ohio State	Hagge	Schwellenbach	Anderson	Steil	Banjoff	Everitt	Matthews	Foster	Acker
vs. Iowa	Chick	Hallmark	Schwellenbach	Anderson	Banjoff	Steil	Foster	Roskam	Acker
at Iowa	Acker	Hallmark	Schwellenbach	Anderson	Banjoff	Foster	Steil	Everitt	Matthews
at Iowa	Acker	Hallmark	Schwellenbach	Chick	Anderson	Foster	Cervantes	Roskam	Steil
at Iowa	Acker	Hallmark	Schwellenbach	Chick	Anderson	Cervantes	Hagge	Steil	Roskam
Minnesota	Acker	Hallmark	Schwellenbach	Chick	Anderson	Roskam	Cervantes	Hagge	Everitt
Minnesota	Acker	Hallmark	Schwellenbach	Chick	Anderson	Roskam	Matthews	Hellstrom	Cervantes
Minnesota	Acker	Hallmark	Schwellenbach	Chick	Anderson	Roskam	Foster	Hagge	Everitt
Minnesota	Acker	Hallmark	Schwellenbach	Chick	Anderson	Roskam	Banjoff	Hagge	Everitt
at Illinois	Acker	Hallmark	Schwellenbach	Chick	Anderson	Roskam	Banjoff	Foster	Everitt
at Illinois	Acker	Hallmark	Schwellenbach	Chick	Anderson	Roskam	Banjoff	Steil	Cervantes
at Illinois	Acker	Hallmark	Schwellenbach	Chick	Anderson	Roskam	Everitt	Hagge	Matthews
Maryland	Acker	Hallmark	Schwellenbach	Chick	Anderson	Roskam	Hagge	Matthews	Everitt
Maryland	Acker	Hallmark	Schwellenbach	Chick	Anderson	Roskam	Matthews	Steil	Cervantes
Maryland	Acker	Hallmark	Schwellenbach	Chick	Anderson	Roskam	Banjoff	Matthews	Everitt
at Penn State	Acker	Hallmark	Schwellenbach	Chick	Anderson	Roskam	Banjoff	Matthews	Everitt
at Penn State	Acker	Hallmark	Schwellenbach	Chick	Anderson	Roskam	Hagge	Matthews	Steil
at Penn State	Acker	Hallmark	Schwellenbach	Chick	Anderson	Roskam	Banjoff	Matthews	Everitt
at Michigan State	Acker	Hallmark	Schwellenbach	Chick	Anderson	Roskam	Banjoff	Matthews	Everitt
at Michigan State	Acker	Hallmark	Schwellenbach	Chick	Anderson	Roskam	Foster	Matthews	Steil
at Michigan State	Acker	Hallmark	Schwellenbach	Chick	Anderson	Roskam	Everitt	Matthews	Cervantes
Rutgers	Acker	Hallmark	Schwellenbach	Chick	Anderson	Roskam	Everitt	Matthews	Hagge
Rutgers	Acker	Hallmark	Schwellenbach	Anderson	Chick	Foster	Roskam	Hellstrom	Steil
Rutgers	Acker	Hallmark	Schwellenbach	Roskam	Anderson	Chick	Hagge	Everitt	Cervantes
vs. Indiana	Acker	Hallmark	Schwellenbach	Chick	Anderson	Roskam	Everitt	Hagge	Steil
vs. Indiana	Acker	Hallmark	Schwellenbach	Chick	Anderson	Roskam	Everitt	Hagge	Steil
at Rutgers	Acker	Hallmark	Schwellenbach	Roskam	Anderson	Chick	Hellstrom	Matthews	Steil
at Rutgers	Acker	Hallmark	Schwellenbach	Roskam	Anderson	Chick	Matthews	Foster	Everitt
Northwestern	Acker	Hallmark	Schwellenbach	Roskam	Anderson	Foster	Chick	Matthews	Everitt
Northwestern	Acker	Hallmark	Schwellenbach	Roskam	Anderson	Foster	Chick	Matthews	Steil
at Indiana	Acker	Hallmark	Schwellenbach	Roskam	Anderson	Foster	Banjoff	Matthews	Everitt
vs. Ohio State	Acker	Hallmark	Schwellenbach	Roskam	Anderson	Banjoff	Chick	Matthews	Everitt
at Indiana	Acker	Hallmark	Schwellenbach	Roskam	Anderson	Chick	Hagge	Matthews	Cervantes
vs. Ohio State	Acker	Hallmark	Schwellenbach	Roskam	Anderson	Matthews	Everitt	Hellstrom	Hagge
Michigan	Acker	Hallmark	Schwellenbach	Roskam	Anderson	Matthews	Everitt	Hagge	Hellstrom
Michigan	Acker	Hallmark	Schwellenbach	Roskam	Anderson	Matthews	Chick	Hagge	Steil
Michigan	Acker	Hallmark	Schwellenbach	Roskam	Anderson	Matthews	Everitt	Foster	Banjoff
vs. Northeastern	Acker	Hallmark	Schwellenbach	Roskam	Anderson	Matthews	Chick	Hagge	Everitt
at Arkansas	Acker	Hallmark	Schwellenbach	Roskam	Anderson	Chick	Matthews	Hagge	Steil
vs. NJIT	Acker	Hallmark	Schwellenbach	Roskam	Everitt	Chick	Matthews	Hagge	Foster
at Arkansas	Acker	Hallmark	Schwellenbach	Roskam	Everitt	Chick	Matthews	Hagge	Foster
at Arkansas	Acker	Hallmark	Schwellenbach	Roskam	Everitt	Chick	Matthews	Hagge	Foster

CAREER HIGHS · HITTERS

#1 LUKE JESSEN

Category	High	Opponent (Date)
Hits:	-	--
Runs:	-	--
Doubles:	-	--
Triples:	-	--
Home Runs:	-	--
RBI:	-	--
Stolen Bases:	-	--

#13 CAM CHICK

Category	High	Opponent (Date)
Hits:	4	San Diego (2/21/20)
Runs:	3 (4x)	Ohio State (3/12/21)
Doubles:	1 (13x)	NJIT (6/6/21)
Triples:	1	Baylor (2/14/20)
Home Runs:	2	Iowa (3/20/21)
RBI:	6	Iowa (3/20/21)
Stolen Bases:	2 (3x)	Rutgers (5/1/21)

#26 DREW WESSEL

Category	High	Opponent (Date)
Hits:	-	--
Runs:	-	--
Doubles:	-	--
Triples:	-	--
Home Runs:	-	--
RBI:	-	--
Stolen Bases:	-	--

#3 MAX PETERSEN

Category	High	Opponent (Date)
Hits:	-	--
Runs:	-	--
Doubles:	-	--
Triples:	-	--
Home Runs:	-	--
RBI:	-	--
Stolen Bases:	-	--

#14 BRICE MATTHEWS

Category	High	Opponent (Date)
Hits:	3	Northwestern (5/14/21)
Runs:	3	Maryland (4/11/21)
Doubles:	2	Northwestern (5/14/21)
Triples:	1	Indiana (5/22/21)
Home Runs:	1 (5x)	NJIT (6/6/21)
RBI:	5	Maryland (4/10/21)
Stolen Bases:	2 (2x)	Maryland (4/9/21)

#34 COLBY GOMES

Category	High	Opponent (Date)
Hits:	2 (6x)	Michigan (5/17/19)
Runs:	2 (2x)	Iowa (5/24/19)
Doubles:	1	Iowa (5/24/19)
Triples:	-	--
Home Runs:	1	Michigan (5/17/19)
RBI:	3 (2x)	Michigan (5/17/19)
Stolen Bases:	-	--

#4 MAX ANDERSON

Category	High	Opponent (Date)
Hits:	4 (2x)	Northwestern (5/15/21)
Runs:	2 (8x)	Michigan (5/29/21)
Doubles:	2	Northwestern (5/15/21)
Triples:	1	Michigan State (4/25/21)
Home Runs:	1 (8x)	Michigan (5/29/21)
RBI:	5	Iowa (3/21/21)
Stolen Bases:	2	Michigan State (4/25/21)

#16 GRIFFIN EVERITT

Category	High	Opponent (Date)
Hits:	3	Northwestern (5/14/21)
Runs:	3	Northwestern (5/14/21)
Doubles:	1 (6x)	Northeastern (6/4/21)
Triples:	-	--
Home Runs:	1 (3x)	Ohio State (5/22/21)
RBI:	4	Northwestern (5/14/21)
Stolen Bases:	1 (3x)	Indiana (5/8/21)

#44 GABE SWANSEN

Category	High	Opponent (Date)
Hits:	-	--
Runs:	-	--
Doubles:	-	--
Triples:	-	--
Home Runs:	-	--
RBI:	-	--
Stolen Bases:	-	--

#5 JOSH CARON

Category	High	Opponent (Date)
Hits:	-	--
Runs:	-	--
Doubles:	-	--
Triples:	-	--
Home Runs:	-	--
RBI:	-	--
Stolen Bases:	-	--

#17 TYLER PALMER

Category	High	Opponent (Date)
Hits:	-	--
Runs:	-	--
Doubles:	-	--
Triples:	-	--
Home Runs:	-	--
RBI:	-	--
Stolen Bases:	-	--

#45 MATT GUTHMILLER

Category	High	Opponent (Date)
Hits:	-	--
Runs:	-	--
Doubles:	-	--
Triples:	-	--
Home Runs:	-	--
RBI:	-	--
Stolen Bases:	-	--

#9 EFRY CERVANTES

Category	High	Opponent (Date)
Hits:	1 (3x)	Michigan State (4/25/21)
Runs:	1 (7x)	Illinois (4/3/21)
Doubles:	-	--
Triples:	-	--
Home Runs:	-	--
RBI:	2	Michigan State (4/25/21)
Stolen Bases:	1	Rutgers (5/1/21)

#18 GARRETT ANGLIM

Category	High	Opponent (Date)
Hits:	-	--
Runs:	-	--
Doubles:	-	--
Triples:	-	--
Home Runs:	-	--
RBI:	-	--
Stolen Bases:	-	--

#47 NICK WIMMERS

Category	High	Opponent (Date)
Hits:	-	--
Runs:	-	--
Doubles:	-	--
Triples:	-	--
Home Runs:	-	--
RBI:	-	--
Stolen Bases:	-	--

#10 LEIGHTON BANJOFF

Category	High	Opponent (Date)
Hits:	4	Arizona State (3/1/20)
Runs:	2 (5x)	Minnesota (3/27/21)
Doubles:	1 (6x)	Northwestern (5/14/21)
Triples:	--	--
Home Runs:	2	Arizona State (3/1/20)
RBI:	6	Arizona State (3/1/20)
Stolen Bases:	1 (3x)	Columbia (3/8/20)

#20 CORE JACKSON

Category	High	Opponent (Date)
Hits:	-	--
Runs:	-	--
Doubles:	-	--
Triples:	-	--
Home Runs:	-	--
RBI:	-	--
Stolen Bases:	-	--

#11 JACK STEIL

Category	High	Opponent (Date)
Hits:	3	Iowa (3/13/21)
Runs:	2	Illinois (4/3/21)
Doubles:	1 (3x)	Indiana (5/8/21)
Triples:	1	Iowa (3/21/21)
Home Runs:	1 (3x)	Illinois (4/3/21)
RBI:	3	Purdue (3/7/21)
Stolen Bases:	2	Iowa (3/13/21)

#21 LUKE SARTORI

Category	High	Opponent (Date)
Hits:	1	Northwestern (5/14/21)
Runs:	1	Rutgers (4/30/21)
Doubles:	-	--
Triples:	-	--
Home Runs:	-	--
RBI:	1	Northwestern (5/14/21)
Stolen Bases:	-	--

CAREER HIGHS · PITCHERS

#8 SHAY SCHANAMAN

Category	High	Opponent (Date)
Innings:	7.1	Minnesota (3/28/21)
Runs:	7	Ohio State (5/22/21)
Earned Runs:	6	Ohio State (5/22/21)
Walks:	5	Iowa (3/21/21)
Strikeouts:	11	Maryland (4/10/21)

#32 CJ HOOD

Category	High	Opponent (Date)
Innings:	-	--
Runs:	-	--
Earned Runs:	-	--
Walks:	-	--
Strikeouts:	-	--

#40 CALEB FEEKIN

Category	High	Opponent (Date)
Innings:	2.1	Columbia (3/8/20)
Runs:	4	Arizona State (2/28/20)
Earned Runs:	4	Arizona State (2/28/20)
Walks:	3	Baylor (2/15/20)
Strikeouts:	2 (3x)	NJIT (6/6/21)

#12 BRAXTON BRAGG

Category	High	Opponent (Date)
Innings:	4.0	Purdue (3/5/21)
Runs:	4	Baylor (2/14/20)
Earned Runs:	4	Baylor (2/14/20)
Walks:	2	Northwestern (5/14/21)
Strikeouts:	6	Purdue (3/5/21)

#33 JACKSON BROCKETT

Category	High	Opponent (Date)
Innings:	-	--
Runs:	-	--
Earned Runs:	-	--
Walks:	-	--
Strikeouts:	-	--

#41 TYLER MARTIN

Category	High	Opponent (Date)
Innings:	3.1	Michigan (5/25/19)
Runs:	5	Iowa (4/20/19)
Earned Runs:	5	Iowa (4/20/19)
Walks:	2 (3x)	Northern Colorado (3/11/20)
Strikeouts:	4	Michigan (5/25/19)

#19 KYLE PERRY

Category	High	Opponent (Date)
Innings:	7.0	Kansas State (4/2/19)
Runs:	5 (2x)	Arizona State (2/29/20)
Earned Runs:	5 (2x)	Arizona State (2/29/20)
Walks:	4	Omaha (4/17/19)
Strikeouts:	9	Air Force (3/20/19)

#34 COLBY GOMES

Category	High	Opponent (Date)
Innings:	5.0	San Diego State (2/22/20)
Runs:	5 (2x)	Baylor (2/15/20)
Earned Runs:	5 (2x)	Baylor (2/15/20)
Walks:	3 (2x)	Columbia (3/7/20)
Strikeouts:	3 (2x)	Columbia (3/7/20)

#43 JAXON JELKIN

Category	High	Opponent (Date)
Innings:	-	--
Runs:	-	--
Earned Runs:	-	--
Walks:	-	--
Strikeouts:	-	--

#25 DREW CHRISTO

Category	High	Opponent (Date)
Innings:	-	--
Runs:	-	--
Earned Runs:	-	--
Walks:	-	--
Strikeouts:	-	--

#36 QUINN MASON

Category	High	Opponent (Date)
Innings:	3.0	Northern Colorado (3/11/20)
Runs:	3	Minnesota (3/27/21)
Earned Runs:	3	Minnesota (3/27/21)
Walks:	2	Minnesota (3/27/21)
Strikeouts:	4	Columbia (3/8/20)

#48 ETHAN BRADFORD

Category	High	Opponent (Date)
Innings:	2.0 (2x)	Indiana (5/9/21)
Runs:	2 (2x)	Ohio State (5/22/21)
Earned Runs:	2	Arizona State (2/29/20)
Walks:	3	Ohio State (5/22/21)
Strikeouts:	4	Northern Colorado (3/11/20)

#27 JAKE BUNZ

Category	High	Opponent (Date)
Innings:	4.0 (2x)	Minnesota (3/27/21)
Runs:	3	Iowa (3/14/21)
Earned Runs:	3	Iowa (3/14/21)
Walks:	3 (3x)	Arkansas (6/5/21)
Strikeouts:	5 (2x)	Minnesota (3/27/21)

#37 CHANDLER BENSON

Category	High	Opponent (Date)
Innings:	-	--
Runs:	-	--
Earned Runs:	-	--
Walks:	-	--
Strikeouts:	-	--

#49 DAWSON MCCARVILLE

Category	High	Opponent (Date)
Innings:	7.0 (2x)	New Mexico State (4/17/21)*
Runs:	6 (2x)	Pepperdine (3/23/21)*
Earned Runs:	6	Pepperdine (3/23/21)*
Walks:	3 (2x)	UTRGV (5/29/21)*
Strikeouts:	8	Northern Colorado (4/8/21)*

** set career high at Grand Canyon (2020-21)*

#28 KOTY FRANK

Category	High	Opponent (Date)
Innings:	3.2 (2x)	Northeastern (6/4/21)
Runs:	4	Indiana (5/8/21)
Earned Runs:	4	Indiana (5/8/21)
Walks:	3 (2x)	Arkansas (6/7/21)
Strikeouts:	3 (4x)	Indiana (5/21/21)

#38 EMMETT OLSON

Category	High	Opponent (Date)
Innings:	2.1	Rutgers (5/10/21)
Runs:	3	Michigan (5/29/21)
Earned Runs:	3	Michigan (5/29/21)
Walks:	2	Arkansas (6/5/21)
Strikeouts:	3	Ohio State (5/22/21)

#51 MASON ORNELAS

Category	High	Opponent (Date)
Innings:	4.0	Xavier (2/20/21)*
Runs:	5	Auburn (5/16/21)*
Earned Runs:	4	Florida (3/20/21)*
Walks:	3	Mississippi State (5/1/21)*
Strikeouts:	6 (2x)	Alabama (4/10/21)*

** set career high at Texas A&M (2020-21)*

#30 WILL WALSH

Category	High	Opponent (Date)
Innings:	-	--
Runs:	-	--
Earned Runs:	-	--
Walks:	-	--
Strikeouts:	-	--

#39 CORBIN HAWKINS

Category	High	Opponent (Date)
Innings:	-	--
Runs:	-	--
Earned Runs:	-	--
Walks:	-	--
Strikeouts:	-	--

Individual Career History

Anderson, Max

Year	avg	gp-gs	ab	r	h	2b	3b	hr	rbi	tb	slg%	bb	hbp	so	gdp	ob%	sf	sh	sb-att	po	a	e	fld%
2021	.332	45-45	184	35	61	8	1	7	32	92	.500	16	1	26	5	.386	1	0	3-4	23	53	6	.927
TOTAL	.332	45-45	184	35	61	8	1	7	32	92	.500	16	1	26	5	.386	1	0	3-4	23	53	6	.927

Anglim, Garrett

Year	avg	gp-gs	ab	r	h	2b	3b	hr	rbi	tb	slg%	bb	hbp	so	gdp	ob%	sf	sh	sb-att	po	a	e	fld%
------	-----	-------	----	---	---	----	----	----	-----	----	------	----	-----	----	-----	-----	----	----	--------	----	---	---	------

Banjoff, Leighton

Year	avg	gp-gs	ab	r	h	2b	3b	hr	rbi	tb	slg%	bb	hbp	so	gdp	ob%	sf	sh	sb-att	po	a	e	fld%
2020	.341	15-13	44	12	15	4	0	3	13	28	.636	13	3	16	0	.517	0	0	3-4	4	11	0	1.000
2021	.255	22-15	55	12	14	2	0	1	7	19	.345	10	3	21	1	.391	1	1	0-1	17	0	0	1.000
TOTAL	.293	37-28	99	24	29	6	0	4	20	47	.475	23	6	37	1	.450	1	1	3-5	21	11	0	1.000

Bradford, Ethan

Year	avg	gp-gs	ab	r	h	2b	3b	hr	rbi	tb	slg%	bb	hbp	so	gdp	ob%	sf	sh	sb-att	po	a	e	fld%
------	-----	-------	----	---	---	----	----	----	-----	----	------	----	-----	----	-----	-----	----	----	--------	----	---	---	------

Year	era	w-l	app	gs	cq	sho	sv	ip	h	r	er	bb	so	2b	3b	hr	bf	bavg	wp	hbp	bk	sfa	sha
2020	6.75	0-0	2	0	0	0/0	0	2.2	1	2	2	3	4	0	0	0	12	.111	0	0	0	0	0
2021	0.00	0-0	3	0	0	0/0	0	3.1	1	2	0	6	3	0	0	0	17	.100	1	0	0	1	0
TOTAL	3.00	0-0	5	0	0	0/0	0	6.0	2	4	2	9	7	0	0	0	29	.105	1	0	0	1	0

Bragg, Braxton

Year	avg	gp-gs	ab	r	h	2b	3b	hr	rbi	tb	slg%	bb	hbp	so	gdp	ob%	sf	sh	sb-att	po	a	e	fld%
------	-----	-------	----	---	---	----	----	----	-----	----	------	----	-----	----	-----	-----	----	----	--------	----	---	---	------

2020	.000	0-0	0	0	0	0	0	0	0	0	.000	0	0	0	0	.000	0	0	0-0	0	1	0	1.000
2021	.000	0-0	0	0	0	0	0	0	0	0	.000	0	0	0	0	.000	0	0	0-0	0	2	0	1.000
TOTAL	.000	0-0	0	0	0	0	0	0	0	0	.000	0	0	0	0	.000	0	0	0-0	0	3	0	1.000

Year	era	w-l	app	gs	cq	sho	sv	ip	h	r	er	bb	so	2b	3b	hr	bf	bavg	wp	hbp	bk	sfa	sha
------	-----	-----	-----	----	----	-----	----	----	---	---	----	----	----	----	----	----	----	------	----	-----	----	-----	-----

2020	10.12	0-1	4	1	0	0/1	0	5.1	7	6	6	4	6	0	0	0	29	.304	2	2	0	0	0
2021	8.04	1-2	11	0	0	0/0	0	15.2	21	15	14	6	18	1	1	5	73	.323	1	1	0	1	0
TOTAL	8.57	1-3	15	1	0	0/1	0	21.0	28	21	20	10	24	1	1	5	102	.318	3	3	0	1	0

Bunz, Jake

Year	avg	gp-gs	ab	r	h	2b	3b	hr	rbi	tb	slg%	bb	hbp	so	gdp	ob%	sf	sh	sb-att	po	a	e	fld%
------	-----	-------	----	---	---	----	----	----	-----	----	------	----	-----	----	-----	-----	----	----	--------	----	---	---	------

2021	.000	0-0	0	0	0	0	0	0	0	0	.000	0	0	0	0	.000	0	0	0-0	0	1	0	1.000
TOTAL	.000	0-0	0	0	0	0	0	0	0	0	.000	0	0	0	0	.000	0	0	0-0	0	1	0	1.000

Year	era	w-l	app	gs	cq	sho	sv	ip	h	r	er	bb	so	2b	3b	hr	bf	bavg	wp	hbp	bk	sfa	sha
------	-----	-----	-----	----	----	-----	----	----	---	---	----	----	----	----	----	----	----	------	----	-----	----	-----	-----

2021	2.20	2-1	20	3	0	0/3	1	32.2	19	8	8	20	42	3	1	2	135	.168	3	1	0	0	1
TOTAL	2.20	2-1	20	3	0	0/3	1	32.2	19	8	8	20	42	3	1	2	135	.168	3	1	0	0	1

INDIVIDUAL CAREER SUMMARIES (2 OF 4)

Individual Career History

Cervantes, Efrý

Year	avg	gp-gs	ab	r	h	2b	3b	hr	rbi	tb	slg%	bb	hbp	so	gdp	ob%	sf	sh	sb-att	po	a	e	fld%
2021	.082	36-14	49	7	4	0	0	0	4	4	.082	8	3	12	0	.250	0	5	1-2	19	25	1	.978
TOTAL	.082	36-14	49	7	4	0	0	0	4	4	.082	8	3	12	0	.250	0	5	1-2	19	25	1	.978

Chick, Cam

Year	avg	gp-gs	ab	r	h	2b	3b	hr	rbi	tb	slg%	bb	hbp	so	gdp	ob%	sf	sh	sb-att	po	a	e	fld%
2019	.240	47-42	171	33	41	3	0	4	31	56	.327	23	3	45	3	.333	4	0	6-8	20	32	10	.839
2020	.297	15-15	64	13	19	2	1	4	14	35	.547	4	2	8	1	.347	2	0	2-3	13	13	3	.897
2021	.260	44-42	154	29	40	8	0	8	39	72	.468	25	9	52	1	.387	3	0	8-10	48	28	5	.938
TOTAL	.257	106-99	389	75	100	13	1	16	84	163	.419	52	14	105	5	.358	9	0	16-21	81	73	18	.895

Everitt, Griffin

Year	avg	gp-gs	ab	r	h	2b	3b	hr	rbi	tb	slg%	bb	hbp	so	gdp	ob%	sf	sh	sb-att	po	a	e	fld%
2021	.287	37-32	122	17	35	6	0	3	21	50	.410	12	4	38	1	.370	0	5	3-5	319	34	3	.992
TOTAL	.287	37-32	122	17	35	6	0	3	21	50	.410	12	4	38	1	.370	0	5	3-5	319	34	3	.992

Feekin, Caleb

Year	avg	gp-gs	ab	r	h	2b	3b	hr	rbi	tb	slg%	bb	hbp	so	gdp	ob%	sf	sh	sb-att	po	a	e	fld%
------	-----	-------	----	---	---	----	----	----	-----	----	------	----	-----	----	-----	-----	----	----	--------	----	---	---	------

Year	era	w-l	app	gs	cg	sho	sv	ip	h	r	er	bb	so	2b	3b	hr	bf	bavg	wp	hbp	bk	sfa	sha
2020	12.46	1-0	4	1	0	0/0	0	4.1	5	6	6	6	2	0	0	1	26	.278	2	2	0	0	0
2021	3.18	0-0	11	0	0	0/2	0	11.1	10	4	4	6	13	1	0	3	50	.238	0	1	0	1	0
TOTAL	5.74	1-0	15	1	0	0/2	0	15.2	15	10	10	12	15	1	0	4	76	.250	2	3	0	1	0

Frank, Koty

Year	avg	gp-gs	ab	r	h	2b	3b	hr	rbi	tb	slg%	bb	hbp	so	gdp	ob%	sf	sh	sb-att	po	a	e	fld%
2021	.000	0-0	0	0	0	0	0	0	0	0	.000	0	0	0	0	.000	0	0	0-0	1	6	0	1.000
TOTAL	.000	0-0	0	0	0	0	0	0	0	0	.000	0	0	0	0	.000	0	0	0-0	1	6	0	1.000

Year	era	w-l	app	gs	cg	sho	sv	ip	h	r	er	bb	so	2b	3b	hr	bf	bavg	wp	hbp	bk	sfa	sha
2021	4.94	3-1	13	0	0	0/1	1	27.1	19	16	15	13	21	1	0	3	116	.202	1	6	0	1	2
TOTAL	4.94	3-1	13	0	0	0/1	1	27.1	19	16	15	13	21	1	0	3	116	.202	1	6	0	1	2

Gomes, Colby

Year	avg	gp-gs	ab	r	h	2b	3b	hr	rbi	tb	slg%	bb	hbp	so	gdp	ob%	sf	sh	sb-att	po	a	e	fld%
2019	.209	44-43	148	19	31	8	0	1	18	42	.284	16	3	54	4	.296	2	3	0-2	326	17	4	.988
2020	.000	0-0	0	0	0	0	0	0	0	0	.000	0	0	0	0	.000	0	0	0-0	1	2	0	1.000
TOTAL	.209	44-43	148	19	31	8	0	1	18	42	.284	16	3	54	4	.296	2	3	0-2	327	19	4	.989

Year	era	w-l	app	gs	cg	sho	sv	ip	h	r	er	bb	so	2b	3b	hr	bf	bavg	wp	hbp	bk	sfa	sha
2019	4.09	0-3	19	2	0	0/1	13	22.0	23	12	10	8	19	3	0	1	97	.271	2	2	0	2	0
2020	6.89	0-1	4	4	0	0/0	0	15.2	20	12	12	7	5	5	2	4	72	.328	0	1	0	3	0
TOTAL	5.26	0-4	23	6	0	0/1	13	37.2	43	24	22	15	24	8	2	5	169	.295	2	3	0	5	0

Individual Career History

Martin, Tyler

Year	avg	gp-gs	ab	r	h	2b	3b	hr	rbi	tb	slg%	bb	hbp	so	gdp	ob%	sf	sh	sb-att	po	a	e	fld%
2019	.000	0-0	0	0	0	0	0	0	0	0	.000	0	0	0	0	.000	0	0	0-0	0	1	0	1.000
2020	.000	0-0	0	0	0	0	0	0	0	0	.000	0	0	0	0	.000	0	0	0-0	0	2	0	1.000
2021	.000	0-0	0	0	0	0	0	0	0	0	.000	0	0	0	0	.000	0	0	0-0	0	1	0	1.000
TOTAL	.000	0-0	0	0	0	0	0	0	0	0	.000	0	0	0	0	.000	0	0	0-0	0	4	0	1.000

Year	era	w-l	app	gs	cq	sho	sv	ip	h	r	er	bb	so	2b	3b	hr	bf	bavq	wp	hbp	bk	sfa	sha
2019	8.44	0-0	8	0	0	0/1	0	10.2	14	12	10	5	8	1	1	2	52	.311	0	2	0	0	0
2020	8.44	0-0	5	0	0	0/0	0	5.1	4	5	5	7	3	1	0	0	27	.222	5	0	0	2	0
2021	2.16	2-0	10	0	0	0/1	0	8.1	6	2	2	2	7	1	0	0	34	.214	2	3	0	0	1
TOTAL	6.29	2-0	23	0	0	0/2	0	24.1	24	19	17	14	18	3	1	2	113	.264	7	5	0	2	1

Mason, Quinn

Year	avg	gp-gs	ab	r	h	2b	3b	hr	rbi	tb	slg%	bb	hbp	so	gdp	ob%	sf	sh	sb-att	po	a	e	fld%
2020	1.50	1-0	3	1	0	0/0	0	6.0	4	2	1	1	8	2	0	0	23	.182	1	0	0	0	0
2021	81.00	0-0	2	0	0	0/0	0	0.1	2	3	3	2	0	0	0	0	5	.667	0	0	0	0	0
TOTAL	5.68	1-0	5	1	0	0/0	0	6.1	6	5	4	3	8	2	0	0	28	.240	1	0	0	0	0

Matthews, Brice

Year	avg	gp-gs	ab	r	h	2b	3b	hr	rbi	tb	slg%	bb	hbp	so	gdp	ob%	sf	sh	sb-att	po	a	e	fld%
2021	.273	39-36	132	28	36	8	1	5	34	61	.462	23	0	44	2	.381	0	1	7-10	50	74	6	.954
TOTAL	.273	39-36	132	28	36	8	1	5	34	61	.462	23	0	44	2	.381	0	1	7-10	50	74	6	.954

Olson, Emmett

Year	avg	gp-gs	ab	r	h	2b	3b	hr	rbi	tb	slg%	bb	hbp	so	gdp	ob%	sf	sh	sb-att	po	a	e	fld%
2021	.000	0-0	0	0	0	0	0	0	0	0	.000	0	0	0	0	.000	0	0	0-0	1	3	0	1.000
TOTAL	.000	0-0	0	0	0	0	0	0	0	0	.000	0	0	0	0	.000	0	0	0-0	1	3	0	1.000

Year	era	w-l	app	gs	cq	sho	sv	ip	h	r	er	bb	so	2b	3b	hr	bf	bavq	wp	hbp	bk	sfa	sha
2021	4.50	1-0	10	0	0	0/0	0	12.0	13	9	6	6	16	0	0	1	57	.255	1	0	0	0	0
TOTAL	4.50	1-0	10	0	0	0/0	0	12.0	13	9	6	6	16	0	0	1	57	.255	1	0	0	0	0

Palmer, Tyler

Year	avg	gp-gs	ab	r	h	2b	3b	hr	rbi	tb	slg%	bb	hbp	so	gdp	ob%	sf	sh	sb-att	po	a	e	fld%
------	-----	-------	----	---	---	----	----	----	-----	----	------	----	-----	----	-----	-----	----	----	--------	----	---	---	------

Individual Career History

Perry, Kyle

Year	avg	gp-gs	ab	r	h	2b	3b	hr	rbi	tb	slg%	bb	hbp	so	gdp	ob%	sf	sh	sb-att	po	a	e	fld%
2019	.000	2-2	0	0	0	0	0	0	0	0	.000	0	0	0	0	.000	0	0	0-0	1	2	1	.750
2020	.000	0-0	0	0	0	0	0	0	0	0	.000	0	0	0	0	.000	0	0	0-0	1	1	0	1.000
TOTAL	.000	2-2	0	0	0	0	0	0	0	0	.000	0	0	0	0	.000	0	0	0-0	2	3	1	.833

Year	era	w-l	app	gs	cq	sho	sv	ip	h	r	er	bb	so	2b	3b	hr	bf	bavg	wp	hbp	bk	sfa	sha
2019	5.47	2-1	11	7	0	0/1	0	26.1	29	16	16	18	29	7	1	2	129	.282	2	6	1	1	1
2020	5.06	1-0	4	1	0	0/0	0	10.2	7	6	6	2	11	3	0	1	41	.179	0	0	0	0	0
2021	3.48	2-0	4	4	0	0/1	0	10.1	7	5	4	4	15	1	0	0	42	.184	1	0	0	0	0
TOTAL	4.94	5-1	19	12	0	0/2	0	47.1	43	27	26	24	55	11	1	3	212	.239	3	6	1	1	1

Sartori, Luke

Year	avg	gp-gs	ab	r	h	2b	3b	hr	rbi	tb	slg%	bb	hbp	so	gdp	ob%	sf	sh	sb-att	po	a	e	fld%
2021	1.000	5-0	1	1	1	0	0	0	1	1	1.000	0	0	0	0	1.000	0	0	0-1	0	0	0	.000
TOTAL	1.000	5-0	1	1	1	0	0	0	1	1	1.000	0	0	0	0	1.000	0	0	0-1	0	0	0	.000

Schanaman, Shay

Year	avg	gp-gs	ab	r	h	2b	3b	hr	rbi	tb	slg%	bb	hbp	so	gdp	ob%	sf	sh	sb-att	po	a	e	fld%
2019	.000	0-0	0	0	0	0	0	0	0	0	.000	0	0	0	0	.000	0	0	0-0	2	2	0	1.000
2020	.000	0-0	0	0	0	0	0	0	0	0	.000	0	0	0	0	.000	0	0	0-0	0	1	0	1.000
2021	.000	0-0	0	0	0	0	0	0	0	0	.000	0	0	0	0	.000	0	0	0-0	4	2	1	.857
TOTAL	.000	0-0	0	0	0	0	0	0	0	0	.000	0	0	0	0	.000	0	0	0-0	6	5	1	.917

Year	era	w-l	app	gs	cq	sho	sv	ip	h	r	er	bb	so	2b	3b	hr	bf	bavg	wp	hbp	bk	sfa	sha
2019	3.18	1-2	19	0	0	0/0	3	22.2	13	10	8	14	23	2	0	3	98	.163	6	1	0	1	2
2020	6.97	2-2	6	0	0	0/1	0	10.1	9	8	8	4	10	4	1	0	44	.231	0	0	0	0	1
2021	5.08	5-2	13	12	0	0/1	0	67.1	63	44	38	25	72	15	1	7	300	.242	4	12	0	3	0
TOTAL	4.84	8-6	38	12	0	0/2	3	100.1	85	62	54	43	105	21	2	10	442	.224	10	13	0	4	3

Steil, Jack

Year	avg	gp-gs	ab	r	h	2b	3b	hr	rbi	tb	slg%	bb	hbp	so	gdp	ob%	sf	sh	sb-att	po	a	e	fld%
2021	.203	28-19	64	10	13	3	1	3	11	27	.422	2	5	25	0	.282	0	1	2-2	165	8	2	.989
TOTAL	.203	28-19	64	10	13	3	1	3	11	27	.422	2	5	25	0	.282	0	1	2-2	165	8	2	.989

Walsh, Will

Year	avg	gp-gs	ab	r	h	2b	3b	hr	rbi	tb	slg%	bb	hbp	so	gdp	ob%	sf	sh	sb-att	po	a	e	fld%
------	-----	-------	----	---	---	----	----	----	-----	----	------	----	-----	----	-----	-----	----	----	--------	----	---	---	------

Wessle, Drew

Year	avg	gp-gs	ab	r	h	2b	3b	hr	rbi	tb	slg%	bb	hbp	so	gdp	ob%	sf	sh	sb-att	po	a	e	fld%
------	-----	-------	----	---	---	----	----	----	-----	----	------	----	-----	----	-----	-----	----	----	--------	----	---	---	------

LAST TIME A NEBRASKA HITTER HAD...

4 Hits in a Game:..... Joe Acker (4) vs. NJIT, June 6, 2021
Consecutive 4-Hit Games:... Ben Miller (4 & 4) on April 8 & 9, 2017 - both vs. Maryland
5 Hits in a Game:..... Gunner Hellstrom (5) at Rutgers, April 21, 2018
6 Hits in a Game:..... Steve Edlefsen (6) vs. Iowa, April 11, 2006

2 Hits in an Inning:..... Jaxon Hallmark (1B/1B), at Illinois, April 4, 2021
2 Extra-Base Hits in an Inning:..... Cam Chick (HR/2B), Minnesota, March 28, 2021

7 At Bats in a Game:..... Joe Acker (7) at Rutgers, May 10, 2021
8 At Bats in a Game:..... DJ Belfonte (8) at UL-Lafayette (15 inn.), Feb. 20, 2008
9 At Bats in a Game:... Pat Kelly/Chad Christensen (9) vs. Northwestern (16 inn.), March 29, 2013

4 Runs in a Game:..... Jaxon Hallmark (4) vs. NJIT, June 6, 2021
5 Runs in a Game:..... Steve Edlefsen at Iowa, April 11, 2006
6 Runs in a Game:..... Craig Moore vs. Chicago State, March 16, 1999

3 Doubles in a Game:..... Joe Acker (3) vs. Maryland, April 9, 2021

2 Triples in a Game:..... Blake Headley (2) vs. Northern Colorado, March 11, 2015
2 Triples in Consecutive Games:.. Blake Headley vs. Northern Colorado, March 10-11, 2015

2 HRs in a Game:..... Luke Roskam vs. Minnesota, March 28, 2021
3 HRs in a Game:..... Dan Johnson vs. Southern Utah (DH 1), March 6, 2001
2 HRs in an Inning:..... Curtis Ledbetter/Brandon Fusilier vs. South Dakota State (4th inning for both), March 13, 2005
HRs in Consecutive At Bats:..... Leighton Banjoff at Arizona State, March 1, 2020
Grand Slam:..... Luke Roskam at Rutgers, May 9, 2021
A Pinch-Hit Home Run:..... Ty Roseberry vs. Purdue, April 6, 2019
An Inside-the-Park Home Run:..... Joe Acker vs. Rutgers, April 30, 2021
An Inside-the-Park Grand Slam:..... Jaxon Hallmark at Kansas State, April 2, 2019
Led Off Game with Home Run:..... Cam Chick at Baylor, Feb. 15, 2020
A Walk-Off Home Run to Win a Game:... Steven Reveles vs. Loyola Marymount, March 11, 2016
Had a Homer and a Win, Same Game:..... Ben Miller vs. Creighton, April 4, 2017
Homered in First Career At-Bat:..... Max Anderson vs. Purdue, March 5, 2021
Homered in First Career Game:..... Max Anderson vs. Purdue, March 5, 2021
Freshman Homered in First Career Game:... Max Anderson vs. Purdue, March 5, 2021
Back-to-Back Multi-HR Games:.. Scott Schreiber vs. Penn State (5/15/16) & at Creighton (5/17/16)
Homered in Three-Straight Games:.. Scott Schreiber (5) (at OSU, at MSU), 3/30-4/8/18

Hit For the Cycle:..... Steve Edlefsen at Iowa, April 11, 2006

6 RBI in a Game:..... Luke Roskam at Rutgers, May 9, 2021
7 RBI in a Game:..... Josh Scheffert (7) at Ohio State, April 15, 2012
8 RBI in a Game:..... Adam Bailey (8) vs. Creighton, May 18, 2010
9 or more RBI in a Game:..... Craig Moore (10) vs. Chicago State, March 16, 1999

10 or More Total Bases:..... Cam Chick (10) at Iowa, March 20, 2021

4 Walks in a Game:..... Cam Chick (4) vs. Michigan (2), May 25, 2019
5 Walks in a Game:..... Jim Bailey vs. Chicago State, March 16, 1999

5 Strikeouts in a Game:..... Kurt Farmer vs. UCLA, March 5, 2011

3 Stolen Bases:..... Jaxon Hallmark (3) at Rutgers, May 9, 2021
4 Stolen Bases:..... John Cole vs. Texas-San Antonio, Feb. 26, 2000
Stole Home:..... Brice Matthews at Illinois, April 4, 2021

3 HBP in a Game:..... Kale Kiser (3) vs. Oklahoma State, April 3, 2011

4 Sacrifice Bunts in Game:... Andrew Sawyers vs. Kansas State, April 4, 1998 (NCAA Record)

LAST TIME A NEBRASKA PITCHER HAD...

An Individual No-Hitter - 9 Innings:..... Richard Geier vs. Kansas, April 20, 1954
An Individual No-Hitter - 7 Innings:..... Anthony Kelley vs. Oklahoma, April 5, 1981
Note: Nate Fisher pitched 8.0 no-hit innings on March 9, 2019 at Baylor (not complete game)

A Combined No-Hitter:..... Kyle Kubat (5.0), Tyler Niederklein (2.1), Dylan Vogt (1.2) vs. Arkansas, April 16, 2013

A 2-Hit Game (individual):..... Matt Waldron vs. Michigan State (DH 1), March 22, 2019
A 1-Hit Game (individual):.. Michael Mariot vs. Houston Baptist (Game 2), March 13, 2010
A 1-Hit Game (combined):.. Nate Fisher (8.0), Robbie Palkert (0.2), Colby Gomes (0.1) at Baylor, March 9, 2019

Picked off Two Base Runners in an Inning: Aaron Bummer at The Citadel, March 1, 2014

A Complete Game - 9 innings:..... Chance Hroch at Indiana (9 inn.), May 22, 2021
A Complete Game - less than 9 inn.:.. Chance Sinclair vs. Texas A&M (8 inn.), March 6, 2015
A Complete Game by a Freshman:.. Matt Waldron (9 inn.) vs. Penn State, May 14, 2016
A Complete Game by a Freshman - 9 inn.:.. Matt Waldron vs. Penn State, May 14, 2016
Consecutive Complete Games - 9 inn.:... Christian DeLeon vs. Ohio State & Minnesota, April 4/12, 2014

A Complete-Game Shutout - 9 Inn.:.. Jake Meyers vs. Western Carolina, March 12, 2017
A Complete-Game Shutout - less than 9 inn.:.. Tom Lemke (7 inn.) vs. Oklahoma, March 28, 2010
Consecutive Shutouts:.. Shane Komine vs. Iowa State, April 28, 2000 & at Texas, May 6, 2000
A Complete-Game Shutout by a Freshman:.. Matt Waldron vs. Penn State, May 14, 2016

Immaculate Inning:..... Cade Povich vs. Michigan (1st Inning), May 28, 2021
A Three-Pitch Inning:..... Colton Howell vs. Northwestern, April 19, 2014

Hit 4 or More Batters in a Game:.. Matt Freeman (4) vs. Northern Colorado, March 24, 2009
Hit 5 or More Batters in a Game:..... Shane Komine (5) vs. Nicholls State, Feb. 19, 1999

10 Strikeouts in a Game:..... Chance Hroch (10) at Indiana, May 22, 2021
10+ Strikeouts in a Game:..... Shay Schanaman (11) vs. Maryland, April 11, 2021
15+ Strikeouts in a Game:..... Joba Chamberlain (15) vs. New Mexico, Feb. 25, 2005

Struck out 4 Batters in an Inning:.. Michael Mariot (6th inning) vs. Texas A&M, April 30, 2010

Lost a Game Without Giving Up an Earned Run:... Cade Povich at Baylor, Feb. 16, 2020

LAST TIME NEBRASKA HAD...

25+ Runs: 50 vs. Chicago State, March 16, 1999
20+ Runs: 21 at UC Riverside, Feb. 15, 2019
10 Runs in an Inning: 11 at Baylor (1st), Feb. 14, 2020

20+ Hits: 20 at UC Riverside, Feb. 15, 2019

Every Husker Starter Had a Hit: vs. NJIT, June 6, 2021
9 or More Husker Batters Scored At Least One Run vs. NJIT, June 6, 2021

0 Strikeouts on Offense: vs. UNLV, March 30, 2014

0 Walks on Offense: vs. Ohio State, March 14, 2021

10+ Doubles: vs. Creighton (11), May 18, 2010
9+ Doubles: vs. Creighton (11), May 18, 2010
8+ Doubles: vs. Louisiana Tech (8), March 16, 2012
7+ Doubles: vs. Louisiana Tech (8), March 16, 2012
3 Consecutive Doubles: ... Mike Waldron, Joe Acker, Mojo Hagge at Cal Poly, March 25, 2017

3 Triples: vs. Gonzaga (3), Feb. 15, 2014

9 HRs: vs. Chicago State, March 16, 1999
6 HRs: vs. Southern Utah (1), March 6, 2001
5 HRs: at Arizona State, March 1, 2020
Back-to-Back Homers: ... Spencer Schwellenbach/Cam Chick (5th inn.) at Illinois, April 3, 2021
3 Consecutive Homers: Jed Dalton/Darin Erstad/Derek Dukart vs. Iowa State, May 15, 1994
2 Homers in an Inning: ... Spencer Schwellenbach/Joe Acker (6th inn.) at Illinois, April 4, 2021
3 Homers in an Inning: ... Cam Chick/Max Anderson/Jack Steil (3rd inn.) at Iowa, March 20, 2021

2 Grand Slams in a Game: Dan Wright/Jeff Leise vs. Western Illinois, April 19, 2000
Grand Slams in Back-to-Back Games: Kash Kalkowski/Kale Kiser vs. Washington/Missouri State, Feb. 19-20, 2011

10+ Stolen Bases: 10 vs. Peru State, May 6, 1996
7+ Stolen Bases: 8 vs. Northwestern (16 inn.), March, 29, 2013

Rallied from a 10-run deficit: .. vs. North Dakota, March 30, 2010 (Trailed 10-0 in the 2nd, won 11-10)
Rallied from a deficit of 7 runs/greater: vs. Ohio State, May 22, 2021 (Trailed 9-2 after 6th, won 11-9)
Rallied from a deficit of 6 runs/greater: vs. Ohio State, May 22, 2021 (Trailed 9-2 after 6th, won 11-9)
Rallied from a deficit of 5 runs/greater: vs. Ohio State, May 22, 2021 (Trailed 9-2 after 6th, won 11-9)

Was shut out – General: at Iowa (3-0), March 19, 2021
Was shut out – At Home: Kansas State (5-0), April 16, 2019
Was shut out – On the Road: at Iowa (3-0), March 19, 2021

Held to 2 or fewer hits: 2 vs. UC Riverside, Feb. 17, 2018

Swept a Conference Series: Northwestern (2-0), Mary 14-15, 2021
Were Swept in a Conference Series: Rutgers (0-3), May 4, 2021
Were Swept in a Conference Series at Home Rutgers (0-3), May 4, 2021

Allowed 2 hits or less: vs. Maryland (2), April 11, 2021
Walked 10+: at Arkansas (10), June 5, 2021
Walked 15+: Wichita State (17), March 18, 2016

Struck out 15+ Batters: vs. Columbia (16 in 9 inn.), March 6, 2020
Struck out 30+ in a 3-Game Series: vs. Texas (33 in 3 games), March 27-29, 2015

Walk-Off Win: Gunner Hellstrom, 7-6 vs. Indiana (9 inn.), May 8, 2021
2-Straight Walk-Off Wins:.. Pat Kelly (Illinois, May 17, 2014) & Tanner Lubach (Ohio St., May 21, 2014)

2-Straight Complete Games: . Chance Sinclair & Aaron Bummer (Ohio State) April 4-5, 2014
3-Straight Complete Games: .. Christian DeLeon, Chance Sinclair & Aaron Bummer (Ohio St.), April 4-6, 2014

A Player Ejection: Michael Pritchard vs. UC Irvine (DH 1), March 15, 2014
A Head Coach Ejection: Will Bolt vs. Maryland, April 11, 2021
An Assistant Coach Ejection: Eric Newman vs. Kansas, April 20, 2008

Turned a Triple Play: vs. Northern Colorado, March 27, 2007
Had a Triple Play Turned Against: vs. Michigan State, May 13, 2017

7 Errors in a Game: vs. Kansas State, March 11, 1997
6 Errors in a Game: vs. Michigan (6), May 25, 2019
5 Errors in a Game: vs. Michigan (6), May 25, 2019

Scored in every inning (9 inn.): vs. Texas Tech (W, 12-8), May 23, 2002
Lost a game without giving up an earned run: .. vs. UC Riverside, Feb. 17, 2017 (Lost 4-3)

LAST TIME A NEBRASKA OPPONENT HAD...

4 Hits in a Game: Drew Swift (4), at Arizona State, Feb. 28, 2020
5 Hits in a Game: Michael Woodworth (5), vs. UConn, June 2, 2019

7 RBI in a Game: Lee Leskowski (7), Missouri, April 14, 2002

Hit for the Cycle: Ross Kivett (HR-3B-2B-1B), at Kansas State, March 26, 2014

2 Home Runs: Cole Barr (2), vs. Indiana, May 9, 2021
3 Home Runs: Jeff Larish, Arizona State, June 21, 2005
3 Home Runs in a Series: Alec Bohm, at Wichita State, March 2-4, 2018

A Grand Slam: Zach Jancarski, vs. Maryland, May 5, 2018
2 Grand Slams in a Game: at Wichita State, March 2, 2018
3 Grand Slams in a Series: at Wichita State, March 2-4, 2018

Back-to-Back Homers: Josh Rodriguez/Mike Nyisztor (7th inn.), Rutgers, May 1, 2021
A Walk-Off Homer: Eli Wilson at Minnesota, March 29, 2019
Team Hit 9 HR in a Game: at Missouri, April 1, 1998

10+ Runs in an Inning: Georgia Tech (10 in the 5th), Feb. 11, 2001

20+ Hits in a Game: vs. UConn (22), June 2, 2019

A One-Hitter: Matt Smith, Oklahoma State, April 24, 1998
A No-Hitter: Jim Maddock, Missouri (13-0), May 3, 1981

A Complete Game (9 innings): Steve Hajjar, vs. Michigan, May 28, 2021

10 Strikeouts in a Game: Sam Benschoter (17), at Michigan State, April 25, 2021

Walk-Off Win: vs. Purdue, 6-5, March 5, 20201 (Sac Fly in 9th)
Two Walk-Off Wins in a Series: at Minnesota [Games 1 (HR) & 3 (WP)], March 29-31, 2019

7 Errors in a Game: vs. Northwestern (7), March 31, 2013