



NEBRASKA BASKETBALL

2021-22 GAME NOTES

HUSKERHOOPS

HUSKERHOOPS

HUSKERHOOPS

GAME #26

OPPONENT: MARYLAND

DATE: FRIDAY, FEB. 18

TIPOFF: 8 P.M.

ARENA: PINNACLE BANK ARENA (15,000)

TICKETS: HUSKERS.COM/TICKETS

GAME AT A GLANCE



2021-22 Record: 11-14, 3-11 B1G
Interim Head Coach: Danny Manning
Record at Maryland: 6-11 (1st year)
Career Record: 122-151 (9th year)



Huskers Radio Network
Play-by-Play: Kent Pavelka
Analyst: Jake Muhleisen



2021-22 Record: 7-18, 1-13 B1G
Head Coach: Fred Hoiberg
Record at Nebraska: 21-63 (3rd year)
Career Record: 136-119 (8th year)
Series History: Maryland leads, 9-3
Last Matchup: Md. 79, Neb. 71 (2/17/21)



B1G Network
Play-by-Play: Kevin Kugler
Analyst: Robbie Hummel
Also available on Fox Sports app

2021-22 SCHEDULE

Date	RK	Opponent	TV/Online	Time
Nov. 9	-/-	Western Illinois	B1G+	L, 74-75
Nov. 12	-/-	Sam Houston	B1G+	W, 74-65
Nov. 16	-/-	Creighton (Gavitt Games)	FS1	L, 69-77
Nov. 19	-/-	Idaho State	B1G+	W, 78-60
Nov. 21	-/-	Southern	ESPNU	W, 82-59
Nov. 23	-/-	Tennessee State	B1G Network	W, 79-73
Nov. 27	-/-	South Dakota	B1G+	W, 83-70
Dec. 1	-/-	at NC State (B1G/ACC Challenge)	ESPNU	L, 100-104 (4OT)
Dec. 4	-/RV	at Indiana *	B1G Network	L, 55-68
Dec. 7	-/RV	Michigan *	ESPN2	L, 67-102
Dec. 11	-/18	vs. Auburn (Holiday Hoopsgiving)	ESPN2	L, 68-99
Dec. 19	-/-	Kansas State	B1G Network	L, 58-67
Dec. 22	-/-	Kennesaw State	ESPNU	W, 88-74
Jan. 2	-/13	Ohio State *	B1G Network	L, 79-87 (OT)
Jan. 5	-/10	at Michigan State *	B1G Network	L, 67-79
Jan. 8	-/-	at Rutgers *	B1G Network	L, 65-93
Jan. 11	-/25	Illinois *	B1G Network	L, 71-81
Jan. 14	-/7	at Purdue *	FS1	L, 65-93
Jan. 17	-/-	Indiana *	B1G Network	L, 71-78
Jan. 27	-/11	Wisconsin *	B1G Network	L, 65-73
Jan. 29	-/-	Rutgers *	B1G Network	L, 61-63
Feb. 1	-/-	at Michigan *	B1G Network	L, 79-85
Feb. 5	-/-	Northwestern *	B1G Network	L, 63-87
Feb. 9	-/-	Minnesota *	B1G Network	W, 78-65
Feb. 13	-/-	at Iowa *	FS1	L, 75-98
Feb. 18	-/-	Maryland *	B1G Network	8 p.m.
Feb. 22	-/-	at Northwestern *	B1G Network	7 p.m.
Feb. 25	-/-	Iowa *	FS1	8 p.m.
Feb. 27	-/-	at Penn State *	B1G Network	6 p.m.
March 1	-/-	at Ohio State *	B1G Network	6 p.m.
March 6	-/-	at Wisconsin *	B1G Network	1 p.m.
March 9-13	-/-	at Big Ten Tournament	TBA	

*-Big Ten Conference Game; Home games are in red and bold; All times listed as central.

ON THE AIR

Radio: Friday's game will be carried on the Huskers Radio Network with Kent Pavelka and Jake Muhleisen, including KLIN (1400 AM) in Lincoln, KXSP (590 AM) in Omaha and KRNV (880 AM) in Lexington and will also be available on Huskers.com and the Huskers app.

TV/Online: Friday's game will be televised on BTN with Keving Kugler and Robbie Hummel on the call. It is also available on the web, mobile devices and connected TVs via the Fox Sports App.

HUSKERS HOST MARYLAND FOR FIRST TIME SINCE 2019 ON FRIDAY

The Nebraska men's basketball team returns home Friday night, as the Huskers take on the Maryland Terrapins in the only regular-season matchup between the teams. Tipoff from Pinnacle Bank Arena is set for 8 p.m. (central) and will be carried on BTN and the Huskers Radio Network. A limited number of tickets are available at Huskers.com/Tickets, calling 800-8-BIGRED during business hours or at the PBA Ticket Office beginning at 6:30 p.m. on Friday.

Friday's meeting will mark the first matchup in Lincoln between the schools since the 2018-19 campaign. The teams met only once in College Park in 2019-20, and Maryland was scheduled to visit PBA last season, but NU's COVID pause and the revised Big Ten schedule nixed those plans. NU eventually played in College Park on consecutive days last February, the first time in a century the Huskers played consecutive days against the same conference foe.

The Huskers (7-18, 1-13 Big Ten) look to rebound from a tough 98-75 loss at Iowa on Sunday. Iowa took control with an extended first-half run and got a game-high 37 points from All-American candidate Keegan Murray. Nebraska committed 15 turnovers which led to 24 Iowa points, including 19 in the first half, as the Hawkeyes built a commanding lead. Derrick Walker Jr. led three Huskers in double figures with 14 points on 6-of-8 shooting and seven rebounds. In two contests last week, the 6-foot-9 forward averaged 12.5 points per game while hitting 10 of his 12 field goals. For the season, Walker is shooting 69 percent from the floor.

Maryland (11-14, 3-11 Big Ten) comes off a tough 62-61 loss to No. 3 Purdue on Sunday. The Terrapins led by 12 with 11 minutes left, but the Boilermakers charged back down the stretch and took a 62-59 lead on Jaden Ivey's 3-point play with 13.1 seconds left. Maryland had a chance to tie at the end of regulation, but Donta Scott's shot was blocked by Trevion Williams, allowing Purdue to hold on. Fatts Russell led Maryland with 24 points, nine rebounds and six assists, while Scott finished with 11 markers. Maryland was without Eric Ayala, the Terrapins' leading scorer at 15.1 points per game, who missed the contest with an injury.

122

Bryce McGowens leads the Big Ten and ranks 17th nationally in free throws made as of Feb. 16. McGowens is one of only two freshmen nationally who have made at least 100 free throws in 2021-22.

2021-22 ROSTER AT A GLANCE

No	Name	Pos.	Ht.	Wt.	Yr.	Hometown	GP/GS	MPG	PPG	RPG	APG
0	C.J. Wilcher	G	6-5	221	Fr.	Plainfield, N.J.	25/1	24.6	7.8	2.6	0.8
1	Alonzo Verge Jr.	G	6-3	164	Sr.	Chicago, Ill.	24/24	27.8	13.6	4.5	5.2
2	Trey McGowens	G	6-4	196	Jr.	Pendleton, S.C.	10/9	25.9	6.6	4.4	2.1
3	Quaran McPherson	G	6-3	199	Fr.	Queens, N.Y.	DNP				
4	Jackson Cronin	G	6-1	187	Fr.	Great Neck, N.Y.	11/0	1.3	0.6	0.1	0.0
5	Bryce McGowens	G	6-7	179	Fr.	Pendleton, S.C.	25/25	33.2	16.5	5.3	1.4
10	Kobe Webster	G	6-0	176	Sr.	Indianapolis, Ind.	23/1	20.2	5.9	1.5	1.6
11	Lat Mayen	F	6-9	217	Jr.	Adelaide, Australia	24/24	22.9	5.3	4.0	0.8
12	Sam Hoiberg	G	6-0	183	Fr.	Lincoln, Neb.	DNP				
13	Derrick Walker Jr.	F	6-9	239	Jr.	Kansas City, Mo.	25/25	26.1	9.6	5.7	1.3
14	Trevor Lakes	F	6-8	220	Sr.	Lebanon, Ind.	8/0	8.9	1.5	0.9	0.3
15	Chris McGraw	G	6-0	176	So.	Columbus, Ohio	6/0	1.3	0.0	0.0	0.2
21	Jace Piatkowski	G	6-3	177	RFr.	Omaha, Neb.	DNP				
23	Keon Edwards	G	6-7	204	Fr.	Houston, Texas	16/5	6.4	0.6	0.7	0.1
24	Denim Dawson	G/F	6-6	185	Fr.	San Bernardino, Calif.	DNP				
30	Keisei Tominaga	G	6-2	178	So.	Moriyama Nagoya Aichi, Japan	25/11	18.5	6.6	1.6	0.6
32	Wilhelm Breidenbach	F	6-10	227	Fr.	Rancho Santa Margarita, Calif	10/0	15.7	3.7	2.7	0.6
33	Oleg Kojenets	F	7-0	223	Fr.	Kaunas, Lithuania	DNP				
35	Eduardo Andre	F	6-11	236	Fr.	London, England	23/0	11.9	3.5	3.4	0.4

2021-22 NEBRASKA BASKETBALL ROSTER

No.	VL	Name	Pos.	Ht.	Wt.	Yr.	Hometown	Previous School	Twitter	Instagram
0		C.J. Wilcher	G	6-5	221	Fr.	Plainfield, N.J.	Xavier	@CJWilcher	cj_wilcher
1		Alonzo Verge Jr.	G	6-3	164	Sr.	Chicago, Ill.	Arizona State	@zo_verge1	
2	*	Trey McGowens	G	6-4	196	Jr.	Pendleton, S.C.	Pittsburgh	@Trey5mac_	trey.mac
3		Quaran McPherson	G	6-3	199	Fr.	Queens, N.Y.	Link Year [Mo.] School	@cbg_quaran	
4		Jackson Cronin	G	6-1	187	Fr.	Great Neck, N.Y.	North	@jackson_cronin	jacksoncronin_
5		Bryce McGowens	G	6-7	179	Fr.	Pendleton, S.C.	Legacy Early College	@BryceMcgowens5	bryce.mcgowens
10	*	Kobe Webster	G	6-0	176	Sr.	Indianapolis, Ind.	Western Illinois	@k10webster	k10webster
11	*	Lat Mayen	F	6-9	217	Jr.	Adelaide, Australia	Chipola (Fla.) College	@lattmayen	
12		Sam Hoiberg	G	6-0	183	Fr.	Lincoln, Neb.	Pius X	@samhoiberg	samhoiberg
13	*	Derrick Walker Jr.	F	6-9	239	Jr.	Kansas City, Mo.	Tennessee	@derric_k	derric_k
14	*	Trevor Lakes	F	6-8	220	Sr.	Lebanon, Ind.	Indianapolis	@T_lakes14	tlakes14
15		Chris McGraw	G	6-0	176	So.	Columbus, Ohio	Otterbein	@chrismcgraw14	chrismcgraw14
21	**	Jace Piatkowski	G	6-3	177	RFr.	Omaha, Neb.	Elkhorn South	@jacepiatkowski6	jacepiatkowski
23		Keon Edwards	G	6-7	204	Fr.	Houston, Texas	DePaul	@KeonEdwards	kce35
24		Denim Dawson	G/F	6-6	185	Fr.	San Bernardino, Calif.	Southern California Academy	@D2dawsonn	ddeenim
30		Keisei Tominaga	G	6-2	178	So.	Moriyama Nagoya Aichi, Japan	Ranger (Texas) College	@KeiseiTominaga	keisei.kbz30
32		Wilhelm Breidenbach	F	6-10	227	Fr.	Rancho Santa Margarita, Calif.	Mater Dei	@wilhelmd13	wil.helm
33		Oleg Kojenets	F	7-0	223	Fr.	Kaunas, Lithuania	Western Reserve (Ohio) Academy		
35	*	Eduardo Andre	F	6-11	236	Fr.	London, England	AZ Compass Prep	@EastLDNAndre	andreswrld_

2021-22 NEBRASKA BASKETBALL COACHING STAFF

Head Coach

Fred Hoiberg, third season (Iowa State, 1995)

Assistant Coaches

- Matt Abdelmassih, second season (St. John's, 2007)
- Armon Gates, third season (Kent State, 2006)
- Nate Loenser, first season (Iowa State, 2002)

Special Assistant to the Head Coach

Doc Sadler, first season as special assistant, ninth season overall (Arkansas, 1982)

Support Staff

- Director of Men's Basketball Strength & Conditioning: Kurt Joseph
- Video Coordinator: Matt Holt
- Director of Basketball Operations: Luca Virgilio
- Assistant Director of Basketball Operations: Sheryl Burbach
- Director of Player Development: Bertram "Buzzy" Caruthers
- Recruiting Coordinator: Athan Katsantonis
- Graduate Manager: Keenan Holdman
- Athletic Trainer: R.J. Pietig
- Team Nutritionist: Jake Blattner
- Sports Psychologist: Brett Woods
- NAPL Director: Chris Bach
- Equipment Manager: Pat Norris

PRONUNCIATION GUIDE

Name	Pronunciation
Matt Abdelmassih	Abdel-massey
Wilhelm Breidenbach	bride-en-bock
Athen Katsatonis	kat-san-to-nis
Oleg Kojenets	Oh-leg Co-yah-net
Nate Loenser	Len-zer
Lat Mayen	Latt [rhymes w/ Matt] MAY-en
Quaran McPherson	kr-aan
Jace Piatkowski	Pie-it-COW-ski
Keisei Tominaga	Kay-say Toe-may-nawga
C.J. Wilcher	WILL-chur

HUSKERS RADIO NETWORK



KENT PAVELKA

- Is in his 35th season of calling Husker men's basketball
- Called NU basketball for two stretches from 1974-1996 before returning to play-by-play duties full time in 2006-07
- Called his 1,000th Husker basketball game in 2018-19
- Six-time Nebraska Sportscaster of the Year who was inducted into the Nebraska Broadcasters Hall of Fame in 2019



JAKE MUHLEISEN

- Is in his fourth season as full-time color analyst after serving in a part-time basis for five seasons
- Was a four-year starter at guard for Nebraska from 2002-05
- Three-year team captain and started 98 games in his career
- Served as a graduate assistant at Creighton from 2005-07

City	Station	Frequency
Ainsworth	KBRB-AM	1400
Alliance	KCOW-AM	1400
Beatrice	KWBE-AM	1450
Broken Bow	KBBN-FM	95.3
Chadron	KCSR-AM	610
Columbus	KJSK-AM	900
Cozad	KAMI-AM	1580
Fairbury	KGMT-AM	1310
Falls City	KTNC-AM	1230
Fremont	KFMT-FM	105.5
Grand Island	KRGI-AM	1430
Hastings	KHAS-AM	1230
Hastings	KLIQ-FM	94.5
Holdrege	KUVR-AM	1380
Imperial	KADL-FM	102.9
Kearney	KGFV-AM	1340
Lexington	KRVN-AM	880
Lincoln	KLIN-AM	1400
Lincoln	KLIN-FM	99.3
McCook	KSWN-FM	93.9
McCook	KZMC-FM	102.1

City	Station	Frequency
Nebraska City	KNCY-AM	1600
Norfolk	KNEN-FM	94.7
North Platte	KODY-AM	1240
Omaha	KXSP-AM	590
Omaha	KXSP-AM	590
Scottsbluff	KNEB-AM	960
Scottsbluff	KNEB-FM	94.1
Sidney	KSID-AM	1340
Sioux City, Iowa	KSEZ-FM	97.9
Superior	KRFS-AM	1600
Superior	KRFS-FM	103.9
Valentine	KVSH-AM	940
West Point	KTIC-AM	840

Also available nationwide on Huskers.com and the Huskers App. Inside Pinnacle Bank Arena, fans can listen on 87.7 FM.

PROBABLE STARTERS VS. MARYLAND



#1 ALONZO VERGE JR. | G | SR. | 6-4 | 164 | CHICAGO, ILL.

2021-22 Averages: PPG: 13.6 | RPG: 4.5 | APG: 5.2 | SPG: 1.5

Worth Noting: Grad transfer is top six in B1G in assists (2nd) and steals (6th)...Team-high four double-doubles and five 20-point games...Had five points and six assists at Iowa...Finished with 22 points vs. Minnesota... Totaled 14 points and nine assists against No. 25 Illinois...Dished out a season-high 12 assists vs. Kennesaw State...Led NU with 31 points and eight caroms vs. Michigan...Nearly posted a triple-double at NC State with 25 points, 11 assists and nine boards...Averaged 14.0 ppg, 3.8 apg and 3.9 rpg per game at ASU in 2020-21... Among the Pac-12 leaders in scoring (15th) and assists (seventh) in 2020-21...Pac-12 Sixth Man of the Year in 2019-20, averaging 14.6 points per game, including a 43-point performance vs. Saint Mary's.

Career Bests (includes ASU): Pts: 43 | Reb: 13 | Ast: 12 | Stl: 4 (4x) | Bl: 2



#5 BRYCE MCGOWENS | G | FR. | 6-7 | 179 | PENDLETON, S.C.

2021-22 Averages: PPG: 16.5 | RPG: 5.3 | APG: 1.4

Worth Noting: Five-star recruit who is second nationally in scoring by true freshmen...Is eighth in the B1G in scoring...Six-time B1G Freshman of the Week...Held to 11 points at Iowa...Had 24 points, six boards and three steals at Michigan for his eighth 20-point game...Matched his season high with 29 points and added seven boards vs. Rutgers...Had 23 points vs. No. 11 Wisconsin...Had 24 points and nine rebounds at NC State...Posted double-double (18 pts./11 reb.) vs. Southern...Totaled 2,341 points in high school...Played in the 2021 Allen Iverson Classic...Averaged 21.6 points, 4.7 rebounds and 3.1 assists for Legacy Early College in 2020-21...South Carolina Player of the Year by Gatorade and Max Preps.

Career Bests: Pts: 29 (2x) | Reb: 11 | Ast: 4 (4x) | Stl: 3



#2 TREY MCGOWENS | G | JR. | 6-4 | 196 | PENDLETON, S.C.

2021-22 Averages: PPG: 6.6 | RPG: 4.5 | APG: 2.1 | SPG: 1.1

Worth Noting: Has started NU's last six games returning from injury...Finished with seven points, five boards and four assists at Iowa...Led NU in assists (five) and rebounds (seven) vs. Minnesota...Had a season-high 11 point effort with seven boards vs. Rutgers...Returned to action on Jan. 17 after missing 15 games with a broken bone in his right foot...Matched career high with nine boards and had eight points vs. Sam Houston...Second on the team in scoring (10.7 ppg) while ranking fifth in the Big Ten in steals (1.4 spg)...Had a season-high 20 points vs. No. 17 Michigan State...Started 32 games at Pitt in 2019-20 and ranked in the top 10 in the ACC in steals (4th) and assists (10th)...Two-time ACC Freshman of the Week.

Career Bests (includes Pittsburgh): Pts: 33 | Reb: 9 (2x) | Ast: 9 | Stl: 7



#11 LAT MAYEN | F | JR. | 6-9 | 217 | ADELAIDE, AUSTRALIA

2021-22 Averages: PPG: 5.3 | RPG: 4.0

Worth Noting: Second-year starter who had seven points, three rebounds and two assists at Iowa...Had seven points but played eight minutes at Michigan...Team highs in rebounds (eight) and assists (three) vs. Rutgers...Scored a season-high 11 points vs. No. 11 Wisconsin...Grabbed eight boards and had seven points at No. 7 Purdue...Started all 27 games in 2020-21, averaging 8.6 ppg and 4.5 rpg...Posted first career double-double at No. 5 Iowa with 14 points and 13 boards...Had a career-high 25 points on 9-of-11 shooting vs. Rutgers...Rated No. 18 JUCO player in 2020 class by JUCORecruiting.com...Averaged 11.8 points and 8.4 boards per game at Chipola...Began career at TCU, where he played in 17 games in 2018-19.

Career Bests (includes TCU): Pts: 25 | Reb: 13 | Ast: 4 | Stl: 3



#13 DERRICK WALKER | F | JR. | 6-9 | 239 | KANSAS CITY, MO.

2021-22 Averages: PPG: 9.6 | RPG: 5.7 | BPG: 1.0 | APG: 1.3

Worth Noting: Second-year starter who is shooting 69% from the field...14 double-figure efforts this season...Paced NU with 14 points and seven boards at Iowa...Finished with 14 points and seven boards vs. No. 25 Illinois...Matched career high with 16 points on 8-of-9 shooting at No. 10 MSU...Posted 15 points, 10 rebounds and four steals vs. No. 13 Ohio State...Also had double-doubles vs. No. 18 Auburn (10 pts., 10 reb.) and at NC State (12 pts., 13 reb.)...Started NU's final 16 games of 2020-21, averaging 5.9 ppg...Was a reserve on Tennessee's 2018-19 NCAA Sweet 16 team...Helped Vols to an SEC title in 2017-18...MOKAN Elite AAU teammates with Trae Young and Michael Porter Jr.

Career Bests (includes Tennessee): Pts: 16 (2x) | Reb: 13 | Ast: 6 | Bl: 3 | St: 4

NATIONAL POLLS

ASSOCIATED PRESS (FEB. 14)

No	Team (1st)	Record	Points	Prev.
1	Gonzaga (56)	21-1	1,496	2
2	Auburn (4)	23-2	1,413	1
3	Arizona	22-2	1,370	4
4	Kentucky	21-4	1,350	5
5	Purdue	22-4	1,163	3
6	Kansas	20-4	1,151	8
7	Baylor	21-4	1,148	10
8	Providence	21-2	1,093	11
9	Duke	21-4	1,073	7
10	Villanova	19-6	911	15
11	Texas Tech	19-6	858	9
12	Illinois	18-6	778	13
13	UCLA	17-5	711	12
14	Houston	20-4	700	6
15	Wisconsin	19-5	631	14
16	Tennessee	18-6	595	19
17	USC	21-4	554	21
18	Ohio State	15-6	503	16
19	Michigan State	18-6	485	17
20	Texas	18-7	410	20
21	Murray State	24-2	290	23
22	Wyoming	21-3	190	NR
23	Arkansas	19-6	158	NR
24	UConn	17-7	112	24
25	Alabama	16-9	80	NR

Others receiving votes: Marquette 77, Xavier 51, Colorado State 29, Saint Mary's 22, LSU 18, Iowa 17, Notre Dame 17, SMU 14, Rutgers 10, Virginia 4, Miami (FL) 3, Boise State 3, Toledo 3, South Dakota State 3, Belmont 2, San Francisco 2, Vermont 1, Wake Forest 1

USA TODAY COACHES (FEB. 14)

No	Team (1st)	Record	Points	Prev.
1	Gonzaga (30)	21-2	798	1
2	Auburn (2)	23-2	734	2
3	Kentucky	21-4	731	4
4	Arizona	22-2	725	5
5	Duke	21-4	631	6
6	Kansas	20-4	603	8
7	Purdue	22-4	596	3
8	Baylor	21-4	583	10
9	Providence	21-2	577	11
10	Villanova	19-6	475	15
11	Texas Tech	19-6	451	9
12	Illinois	18-6	441	13
13	Tennessee	18-6	360	18
14	UCLA	17-5	358	12
15	Houston	20-4	351	7
16	Wisconsin	19-5	328	14
17	USC	21-4	288	21
18	Ohio State	15-6	278	16
19	Michigan State	18-6	244	17
20	Texas	18-7	170	20
21	Murray State	24-2	105	24
22	Wyoming	21-3	94	NR
23	Marquette	16-9	87	19
t24	Connecticut	17-7	68	23
t24	Arkansas	19-6	68	NR

Others receiving votes: Alabama 55; Saint Mary's 45; Colorado St. 33; Xavier 20; Notre Dame 18; Wake Forest 16; Miami-Florida 14; Louisiana State 8; Southern Methodist 7; Loyola-Chicago 7; Seton Hall 6; Rutgers 6; Boise St. 6; Davidson 4; San Francisco 3; North Carolina 2; Iowa State 2; Iowa 2; Texas Christian 1; Missouri St. 1.

THE UNIVERSITY OF NEBRASKA-LINCOLN CURRENTLY REQUIRES A FACE COVERING IN ALL INDOOR SPACES.

BIG TEN STANDINGS (AS OF FEB. 16)

Team	B1G	Pct.	Overall	Pct.
Illinois	11-3	0.786	18-6	0.750
Purdue	11-4	0.733	22-4	0.846
Wisconsin	11-4	0.733	20-5	0.800
Ohio State	9-4	0.692	16-6	0.727
Michigan State	9-5	0.643	18-7	0.720
Rutgers	9-5	0.643	15-9	0.625
Iowa	7-6	0.538	17-7	0.708
Michigan	7-6	0.538	13-10	0.565
Indiana	7-8	0.467	16-9	0.640
Northwestern	5-9	0.357	12-11	0.522
Penn State	4-9	0.308	9-12	0.429
Minnesota	3-11	0.214	12-11	0.522
Maryland	3-11	0.214	11-14	0.440
Nebraska	1-13	0.071	7-18	0.280

Upcoming Schedule/Results

Date	Matchup or Result	Time
Feb. 12	* Ohio State 68, Michigan 57 * Wisconsin 65, Rutgers 73 * Minnesota 76, Penn State 70 * Indiana 61, Michigan State 76	
Feb. 13	* Northwestern 66, Illinois 73 * Maryland 61, Purdue 62 * Iowa 98, Nebraska 75	
Feb. 15	* Minnesota 45, Ohio State 70 * Michigan State 58, Penn State 62 * Indiana 69, Wisconsin 74	
Feb. 16	Illinois at Rutgers Purdue at Northwestern	7 p.m. 8 p.m.
Feb. 17	Minnesota at Penn State Michigan at Iowa	3 p.m. 6 p.m.
Feb. 18	Maryland at Nebraska	8 p.m.
Feb. 19	Illinois at Michigan State Iowa at Ohio State Northwestern at Minnesota	11 a.m. 1:30 p.m. 3 p.m.
Feb. 20	Michigan at Wisconsin Rutgers at Purdue	Noon 4:30 p.m.
Feb. 21	Penn State at Maryland Indiana at Ohio State	6 p.m. 6 p.m.
Feb. 22	Michigan State at Iowa Nebraska at Northwestern	5 p.m. 7 p.m.
Feb. 23	Rutgers at Michigan Wisconsin at Minnesota	6 p.m. 7 p.m.
Feb. 24	Maryland at Indiana Ohio State at Illinois	6 p.m. 7 p.m.
Feb. 25	Northwestern at Penn State Iowa at Nebraska	6 p.m. 8 p.m.
Feb. 26	Purdue at Michigan State Wisconsin at Rutgers	11 a.m. 5 p.m.
Feb. 27	Indiana at Michigan Ohio State at Maryland Indiana at Minnesota Nebraska at Penn State	1 p.m. 3 p.m. 5 p.m. 7 p.m.
Feb. 28	Northwestern at Iowa	8 p.m.

BY THE NUMBERS

Nebraska Cornhuskers			Maryland Terrapins		
2021-22 Team Statistics (Record: 7-18, 1-13 Big Ten)			2021-22 Team Statistics (Record: 11-14, 3-11 Big Ten)		
Category	Nebraska	OPP	Category	Maryland	OPP
SCORING	1814	1974	Scoring	1751	1768
Points per game	72.6	79.0	Points per game	70.0	70.7
Scoring margin	-6.4	-	Scoring margin	-0.7	-
FIELD GOALS-ATT	647-1491	711-1607	Field goals-att	607-1421	650-1519
Field goal pct	.434	.442	Field goal pct	.427	.428
3 POINT FG-ATT	174-566	226-640	3 point fg-att	169-516	211-601
3-point FG pct	.307	.353	3-point FG pct	.328	.351
3-pt FG made per game	7.0	9.0	3-pt FG made per game	6.8	8.4
FREE THROWS-ATT	346-489	326-455	Free throws-att	368-488	257-356
Free throw pct	.708	.716	Free throw pct	.754	.722
F-Throws made per game	13.8	13.0	F-Throws made per game	14.7	10.3
REBOUNDS	840	1051	Rebounds	903	884
Rebounds per game	33.6	42.0	Rebounds per game	36.1	35.4
Rebounding margin	-8.4	-	Rebounding margin	+0.7	-
ASSISTS	324	360	Assists	293	348
Assists per game	13.0	14.4	Assists per game	11.7	13.9
TURNOVERS	324	360	Turnovers	304	265
Turnovers per game	13.0	14.4	Turnovers per game	12.2	10.6
Turnover margin	+1.4	-	Turnover margin	-1.6	-
Assist/turnover ratio	1.0	1.0	Assist/turnover ratio	1.0	1.3
STEALS	185	185	Steals	145	149
Steals per game	7.4	7.4	Steals per game	8.0	5.2
BLOCKS	72	91	Blocks	86	88
Blocks per game	2.9	3.6	Blocks per game	3.4	3.5

ABOUT MARYLAND

Maryland comes to Lincoln with an 11-14 record and looking to snap a five-game losing streak. Former Kansas great Danny Manning took over as the interim coach following the exit of Mark Turgeon in December. Manning, who had previously served as head coach at Tulsa (2012-14) and Wake Forest (2014-20), joined the Maryland staff in April of 2021.

The Terps went 5-1 out of the gate before suffering three straight losses in early December, including its Big Ten opener against Northwestern. Two of Maryland's three conference wins have been on the road, including a double-OT win over Northwestern and at Rutgers. The Terps' other Big Ten win was against nationally ranked Illinois.

Offensively, Maryland's attack revolves around its experienced backcourt of Eric Ayala and Fatts Russell. Ayala, a four-year starter, is averaging a team-high 15.1 points per game while averaging 4.6 rebounds per game despite missing the Purdue contest. Ayala leads Maryland with 58 3-pointers. Russell, who started at Rhode Island for three years, chips in 13.6 points, a team-high 3.9 assists and more than 1.0 steals per game. Donta Scott is the third Maryland player who averages double figures as he is at 12.6 ppg, including 34 3-pointers, and a team-best 6.2 rebounds per game.

Series History: Friday's meeting is the 13th meeting between the two teams, all since the Terrapins joined the Big Ten in 2014-15. Maryland leads the series, 9-3, with seven of the 12 meetings decided by five points or less. Maryland had won the first five meetings before Nebraska snapped the string with a win in College Park on Jan. 1, 2017. Maryland has been ranked in seven of the previous 12 meetings, including four times in the top-10. Last year, the teams played on consecutive days in College Park with Maryland winning both meetings.

Last meeting: Nebraska battled for 40 minutes Wednesday night, but the Huskers' late comeback attempt fell short in a 79-71 loss to the Terrapins on Feb. 18, 2021. Nebraska, playing its third road game in four days, trailed by only three early in the second half at 42-39, before Maryland used a 13-0 run to pull away. The Huskers then fell behind by as many as 21 but made it close down the stretch before falling by eight.

Teddy Allen led the Huskers with 25 points and scored 15 of his game-high 25 points in the second half. Lat Mayen added 13 points and seven rebounds for the Huskers, while Dalano Banton chipped in 11 points, including a trio of 3-pointers, seven rebounds and four assists. Eric Ayala (career-high 24 points) and Aaron Wiggins (22) combined for 46 points for the winners. Maryland shot 48 percent and hit 13-of-33 from 3-point range.

SERIES AT A GLANCE

- All-time: Maryland leads, 9-3
- In Lincoln: Maryland leads, 3-1
At Pinnacle Bank Arena: Maryland leads, 3-1
- In College Park: Maryland leads, 5-1
At XFINITY Center: Maryland leads, 5-1
- In Big Ten Conference games: Maryland leads, 8-2
- In Big Ten Tournament games: 1-1

Husker-Terrapin Superlatives

- Most consecutive wins (year ended): Nebraska 2 (2017-2018); Maryland 4 (2015-16)
- Most points scored: Nebraska, 86, at Indianapolis, Ind., March 11, 2016; Maryland 97, at Indianapolis, Ind., March 11, 2016
- Highest combined score: 183, Maryland 97, Nebraska, 86, at Indianapolis, Ind., March 11, 2016
- Biggest winning margin: Nebraska, 8, at Chicago, Ill., March 14, 2019; Maryland, 15, at Lincoln, Neb., Feb. 6, 2019

ALL-TIME SERIES

Date	Site	Rankings	Result	Neb.	Md.
2-19-15	A	-/15	L	65	69
3-8-15	H	-/10	L	61	64
2-3-16	H	-/4	L	65	70
3-11-16	N	-/18	L	86	97
1-1-17	A	-/-	W	67	65
2-13-18	H	-/-	W	70	66
1-2-19	A	24/-	L	72	74
2-6-19	H	-/24	L	45	60
3-14-19	N	-/21	W	69	61
2-11-20	A	-/9	L	70	72
2-16-21	A	-/-	L	50	64
2-17-21	A	-/-	L	71	79

CAREER TOTALS VS. MARYLAND

Player	GP-GS	Min-Avg	FG-FGA	Pct	3FG-FGA	Pct	FT-FTA	Pct	Off	Def	Tot	Avg	PF	A	TO	Blk	Stl	Pts	Avg
Mayen	2-2	61-30.5	6-15	.400	4-8	.500	3-3	1.000	0	9	9	4.5	6	1	3	1	1	19	9.5
Webster	2-0	44-22.0	4-10	.400	3-7	.429	0-0	.000	0	3	3	1.5	2	2	1	0	2	11	5.5
T. McGowens	2-2	50-25.0	2-13	.154	1-7	.143	0-0	.000	0	5	5	2.5	5	2	5	0	3	5	2.5
Walker	2-2	21-10.5	2-3	.667	0-1	.000	0-0	.000	0	3	3	1.5	4	2	2	0	2	4	2.0
Lakes	2-0	7-3.5	1-4	.250	1-4	.250	0-0	.000	0	1	1	0.5	0	0	0	0	0	3	1.5
Piatkowski	2-0	2-1.0	0-0	.000	0-0	.000	1-2	.500	0	0	0	0.0	0	0	0	0	0	1	0.5
Andre	2-0	17-8.5	0-3	.000	0-0	.000	0-2	.000	1	4	5	2.5	1	0	2	0	2	0	0.0

Maryland Starters

No.	Name	Pos.	Yr.	Ht.	Wt.	G/GS	PPG	RPG	Other
4	Fatts Russell	G	Sr.	5-11	165	24/23	13.6	4.2	3.9 apg
5	Eric Ayala	G	Sr.	6-5	205	24/24	15.1	4.6	2.1 apg
13	Hakim Hart	G	Jr.	6-8	205	25/24	9.7	3.6	1.5 spg
24	Donta Scott	F	Jr.	6-8	230	25/24	12.6	6.2	1.2 apg
33	Qudus Wahab	F	Jr.	6-11	240	25/24	8.2	5.8	0.8 bpg

2021-22 Stats

MCGOWENS' BIG FRESHMAN THREE-PEAT

Nebraska's Bryce McGowens picked up his sixth Big Ten Freshman of the Week Award on Feb. 17. On the week, he averaged 13.5 points and 4.0 rebounds per game helping the Huskers to a 1-1 week. His week was highlighted by a 16-point effort in the win over Minnesota on Feb. 9.

It is the sixth time McGowens has received the honor, as he becomes the eighth Big Ten Freshman to receive at least six honors in a season since the freshman weekly award started in 2010-11.

MOST BIG FRESHMAN HONORS

No.	Player, School	Year
12	Jared Sullinger, OSU	2010-11
7	Cody Zeller, IND	2011-12
	Trey Burke, MICH	2011-12
	Noah Vonleh, IND	2013-14
	D'Angelo Russell, OSU	2014-15
	Kofi Cockburn, ILL	2019-20
	Hunter Dickinson, MICH	2020-21
6	Bryce McGowens, NEB	2021-22

WORTH NOTING

Alonzo Verge enters the week needing only 13 assists to move into NU's single-season top-10 list, as Cookie Belcher (1998-99, 138) currently holds the No. 10 spot. Verge has 125 assists on the season, which is second among Big Ten players, while he is one of three Big Ten players currently averaging at least five assists per game.

Bryce McGowens is averaging 16.1 ppg in conference play entering Friday's game against Maryland. Over the last decade, only six freshmen have averaged at least 16.0 ppg in conference play with the last being Romeo Langford of Indiana in 2018-19 (16.5). McGowens has been in double figures in 11 of the Huskers' 14 Big Ten games, including each of the last seven dating back to Jan. 17.

Since changing the offense in late December, the Huskers have improved their offensive numbers. NU is shooting nearly 45 percent from the field and over 37 percent from 3-point range over the last 13 contests dating back to Dec. 22. As a team, the Huskers have shot 45 percent or better in eight of the last 11 games dating back to Jan. 8.

Bryce McGowens has eight 20-point games this season and is threatening the school freshman mark of 10 set by Joe McCray in 2004-05. McGowens already holds one NU rookie mark as he became the first Husker freshman to have four straight 20-point games, accomplishing the feat between Jan. 17-Feb. 1. That broke the previous mark of three set by Dave Hoppen during the 1982-83 season. McGowens' eight 20-point games this season leads all Big Ten freshmen - Ohio State's Malaki Branham is second with three - and is seventh among all conference players as of Feb. 16.

Bryce McGowens ranks second nationally among all true freshmen in scoring at 16.5 points per game as of Feb. 16. McGowens is one of only five freshmen nationally averaging at least 15 points per game.

McGowens, who leads all Big Ten freshmen in scoring and is second in rebounding, is on pace to break NU's freshman single-season scoring mark (15.5, Joe McCray, 2004-05). Only six Husker freshmen in school history finished the season averaging double figures, the most recent was Ryan Anderson in 2006-07.

NU'S IMPROVED SHOOTING

Games	FG Pct	3pt Pct.	3/GM
First 12 Games	.420	.252	6.4
Last 13 Games	.448	.373	7.5

20-PT. GAMES BY NU FRESHMEN

No.	Name	20+ Games	Year
1.	Joe McCray	10	2004-05
2.	Bryce McGowens	8	2021-22
3.	Jerry Fort	6	1972-73
4.	Dave Hoppen	5	1982-83

NCAA TRUE FRESHMAN

SCORING LEADERS (AS OF FEB. 16)

No.	Name, School	PPG
1.	Paolo Banchemo, Duke	16.9
2.	Bryce McGowens, Nebraska	16.5
3.	Jao Ituka, Marist	15.4
4.	Terquavion Smith, NC State	15.2
	Jabari Smith, Auburn	15.2

TOP-10 PINNACLE BANK ARENA CROWDS

No.	Attend.	Opponent	Date
1.	15,998	Wisconsin	March 9, 2014
2.	15,991	Penn State	Feb. 25, 2018
3.	15,987	Tennessee-Martin	Nov. 28, 2014
4.	15,978	Northwestern	March 1, 2014
5.	15,952	Iowa	Jan. 27, 2018
6.	15,950	Creighton	Dec. 8, 2018
7.	15,949	Arkansas State	Dec. 14, 2013
8.	15,946	South Dakota State	Nov. 15, 2019
9.	15,945	Minnesota	Jan. 26, 2014
10.	15,939	Creighton	Nov. 16, 2021

RECORD AT PINNACLE BANK ARENA

Season	Wins	Losses	Pct.
2013-14	15	1	.938
2014-15	10	6	.625
2015-16	10	8	.556
2016-17	8	8	.500
2017-18	16	1	.941
2018-19	13	5	.722
2019-20	5	11	.313
2020-21	6	9	.400
2021-22	7	10	.412
Total	90	59	.604

2021-22 MISC. STATS

TEAM LEADERS

Double-Figure Scoring Games: Verge-17; B. McGowens-20; Walker-14; Wilcher-9; Tominaga-7; Webster-2; Andre-2; Mayen-1; T. McGowens-1

10+ Rebounding Games:..... Walker-3; Verge-1; B. McGowens-1

10+ Assist Games:..... Verge-3

Double-Doubles:..... Verge-4; Walker-3; B. McGowens-1

Triple-Doubles:..... None

20-Point Games:.. B. McGowens-8; Verge-5; Webster-1; Tominaga-1

30-Point Games:Verge-1

40-Point Games: None

Games Leading NU in Scoring:*Verge-7; B. McGowens-10; Walker-3; Tominaga-3; Wilcher-2; Webster-1

Games Leading NU in Rebounding:* . Walker-12; B. McGowens-9; Verge-7; Mayen-5; T. McGowens-2; Webster-1

Games Leading NU in Assists:*..... Verge-20; Webster-2; Wilcher-1; B. McGowens-1; T. McGowens-1; Walker-2; Mayen-1

Games Leading NU in Blocks*Walker-15; Andre-8; Mayen-6; B. McGowens-4; Breidenbach-2; Verge-2; Wilcher-1; Lakes-1; T. McGowens-1; Tominaga-1

Games Leading NU in Steals..... Verge-10; B. McGowens-6; Tominaga-5; Walker-5; Wilcher-4; Webster-4; Andre-4; T. McGowens-3; Breidenbach-2; Mayen-2

HUSKER DOUBLE-DOUBLES IN 2021-22

Player	Opponent	Double-Double
McGowens	Southern	18 pts./11 reb.
Verge	at NC State	25 pts./11 asst.*
Verge	Tennessee St.	18 pts./10 asst.
Verge	Western Illinois	26 pts./13 reb.
Verge	Kennesaw State	16 pts./12 asst.
Walker	at NC State	12 pts./13 reb.
Walker	vs. No. 18 Auburn	10 pts./10 reb.
Walker	vs. No. 13 Ohio State	15 pts./10 reb.

*-Verge was one rebound shy of a triple double

16 Nebraska has gotten 16 double-figure efforts from its bench this season, the most recent being a 10-point effort from Eduardo Andre at Iowa on Feb. 13. Andre's effort was his first double-figure performance since Nov. 12.

2021-22 MBB QUICK FACTS

UNIVERSITY INFO

Location Lincoln, Neb.
 Founded 1869
 Enrollment 24,431
 Nickname Cornhuskers, Huskers
 Colors Scarlet & Cream
 Affiliation NCAA Division I
 Conference Big Ten Conference
 Home Arena Pinnacle Bank Arena
 Capacity/Year Opened 15,000/2013
 Chancellor Ronnie Green
 Faculty Rep. Scott M. Fuess Jr.
 Vice Chancellor, Director of Athletics Trev Alberts
 Athletic Dept. Phone (402) 472-4224
 Assistant A.D./Ticketing Holly Adam
 Ticket Office Phone (402) 472-3111 or 1-800-8BIGRED
 Website Huskers.com

BASKETBALL HISTORY

First year of basketball 1896-97
 Regular-season conference titles (last) 7 (1950)
 Postseason conference titles (last) 1 (1994)
 All-time postseason appearances 26
 All-time postseason record 24-25
 NCAA Appearances (last) 7 (2014)
 NIT Appearances (last) 19 (2019)

BASKETBALL STAFF

Head Coach Fred Hoiberg
 Alma Mater (Year) Iowa State (1995)
 Record at Nebraska 21-63 (3rd season)
 Overall Coaching Record 136-119 (8th season)
 Assistant Coaches Matt Abdelmassih (3rd season)
 Armon Gates (4th season)
 Nate Loenser (1st season)
 Special Assistant to the Head Coach Doc Sadler (3rd season)
 Director of Men's Basketball
 Strength & Conditioning Kurt Joseph
 Director of Operations Luca Virgilio
 Asst. Director of Operations Sheryl Burbach
 Video Coordinator Matt Holt
 Director of Player Development .. Bertram "Buzzy" Caruthers
 Recruiting Coordinator Athan Katsantonis
 NAPL Director Chris Bach
 Sports Psychologist Brett Woods
 Graduate Managers Keenan Holdman
 Assistant Athletic Trainer R.J. Pietig
 Equipment Manager Pat Norris

2021-22 TEAM INFORMATION

Head Coach Fred Hoiberg
 2020-21 Record 7-20 (6-9 H, 1-10 A, 0-1 N)
 Big Ten Record (Finish) 3-16 (14th)
 Big Ten Championship 0-1; lost to Penn State, 66-72
 Postseason None
 Starters Returning/Lost 3/2
 Lettermen Returning/Lost 7/7
 Scholarship Newcomers 8

COMMUNICATIONS INFORMATION

Associate A.D./Communications Keith Mann
 Office Phone (402) 472-2263
 Sr. Assoc. Director/MBB Contact Shamus McKnight
 Office/Cell Phone (402) 472-7772/ (402) 540-0268
 E-Mail smcknight@huskers.com
 Press Row Phone (402) 904-5925
 Communications Mailing Address P.O. Box 880123,
 800 Stadium Drive, Lincoln, NE 68588-0123

MEDIA WEBSITE

Media can access Nebraska's media site for headshots, press conference video and more.

Huskers.com/media



Junior forward Derrick Walker is putting together one of the top shooting seasons in Nebraska basketball history. The 6-foot-9 forward is shooting 69.0 percent from the floor entering Friday's game at Maryland. He is bidding to be just the seventh player in school history to shoot at least 60 percent from the field for a season.

HIGHEST FIELD GOAL PCT. IN SCHOOL HISTORY

No.	Player (Year)	Pct.
-	Derrick Walker (2021-22)	.693
1.	Larry Cox (1975-76)	.672
2.	Dave Hoppen (1984-85)	.646
3.	Kimani Ffriend (2000-01)	.623
4.	Dave Hoppen (1985-86)	.616
5.	Andre Smith (1979-80)	.611
6.	Steffon Bradford (2000-01)	.603

Min 5 FGA/GM

- While McGowens is putting up a record-setting season, second-year freshman C.J. Wilcher is quietly putting up a solid campaign as NU's sixth man. The 6-foot-5 guard is fourth on the team in scoring at 7.8 points per game, while hitting a team-high 41 3-pointers. Since NU revamped its offense in late December, Wilcher has found his stride, shooting 48 percent from the floor, including 46 percent from 3-point range.

- Nebraska has a total of 15 20-point efforts this season (Bryce McGowens-8; Alonzo Verge Jr.-5; Kobe Webster-1; Keisei Tominaga-1) which already exceeds NU's season total last year (12). Bryce McGowens' eight 20-point games this season is the second most by a Husker freshman, trailing only Joe McCray, who had a school-record 10 in 2004-05.

- While Derrick Walker is threatening the single-season school field goal percentage mark, he has also made significant strides from the foul line. A career 38 percent shooter from the foul line entering the season, he has jumped up to 69.6 percent this season.

- Alonzo Verge Jr. reached the 1,000-point plateau following a 19-point effort against Indiana on Jan. 17. Verge became the fourth current Husker to go over 1,000 career points, joining Kobe Webster, Trey McGowens and Trevor Lakes. Verge also scored over 1,600 points in his two years at Moberly (Ill.) Junior College.

- Nebraska players have combined for eight double-doubles (Verge-4; Walker-3; B. McGowens-1) this season after just having three in 2020-21. The last time NU had 10 double-doubles as a team in a season was 2007-08 (17). In all, NU has six players who have had at least one double-double in their respective careers (Trevor Lakes-2; Kobe Webster-1; Lat Mayen-1).

- Alonzo Verge Jr.'s 16-point, 12-assist performance against Kennesaw State on Dec. 22 marked the eighth points-assist double-double by a Husker in Fred Hoiberg's two-plus seasons at Nebraska (Cam Mack-4; Dalano Banton-1; Alonzo Verge Jr.-3). Over the previous 30 years (1989-90 to 2018-19), it occurred just five times. Verge is only the second Husker to have multiple points-assists double-doubles in the same season since 1990.

- Alonzo Verge Jr. has become more of a playmaker during his time at NU. He is second in the Big Ten with 5.2 assists per game after averaging 2.9 assists per game during his two-year career at Arizona State. Verge has three games with 10+ assists this season and currently ranks 26th nationally in assists per game as of Feb. 16. Hoiberg has coached five other guards who have ranked in the top 40 nationally in assists in his seven previous college seasons.

- Nebraska added a player over the break as Denim Dawson enrolled for the start of the spring semester. Dawson is a 6-foot-6 wing who attended Southern California Academy as a postgrad. He played at Orange Lutheran in 2020-21, averaging 16 points and five rebounds per game as the school reached the California Division 2AA CIF-SS quarterfinals last spring. Dawson, who started practicing on Dec. 29, is expected to redshirt this season.

- Nebraska played five ranked teams in January, which tied a single-season school record. NU also played five ranked teams four other times, most recently in February of 2010. The Huskers would have played a sixth ranked team in January, but the Jan. 22 game at No. 19 Ohio State was postponed because of NU's pause.

NU FRESHMAN 3-POINTERS

No.	Name (Year)	3-Pointers
1.	Joe McCray (2005)	80
2.	Ryan Anderson (2007)	48
3.	Jamel White (2006)	44
	Eric Piatkowski (1991)	44
5.	C.J. Wilcher (2021)	41

NU CAREER 1,000-POINT SCORERS

Player	Career Points
Kobe Webster	1,771
Trey McGowens	1,118
Alonzo Verge Jr.	1,055
Trevor Lakes	1,036

TRACKING VERGE

Tenure (Schools)	APG	Asst.-to-TO Ratio
2019-21 (ASU)	2.94	1.3-to-1
2021-22 (Neb.)	5.23	1.5-to-1

TOP-40 NATIONALLY IN ASSISTS/GM UNDER HOIBERG

Year	Player	APG	NCAA Rk.
2010-11	Diante Garrett (ISU)	6.1	11
2012-13	Korie Lucious (ISU)	5.6	35
2013-14	Deandre Kane (ISU)	5.9	18
2014-15	Monte Morris (ISU)	5.2	35
2019-20	Cam Mack (NEB)	6.4	14
2021-22	Alonzo Verge Jr. (NEB)	5.2	26

19.3

Five of Bryce McGowens' eight 20-point games this season have come with his brother Trey in the lineup. In the 10 games they have played together this season, Bryce is averaging 19.3 ppg on 43 percent shooting.

• Nebraska's 2021-22 roster features a trio of college graduates in Derrick Walker, Alonzo Verge Jr. and Kobe Webster, and there is a patch on the Husker jersey to recognize that accomplishment. Walker became the first member of his family to get a degree when he graduated in May of 2021, while Webster (2020, Western Illinois) and Verge (2021, Arizona State) came to Nebraska as graduate transfers.

LAST TIME OUT

Iowa had a pair of double-digit scoring runs during a first-half performance that powered the Hawkeyes to a 98-75 victory in Iowa City on Feb. 13.

Nebraska led by four six minutes into the game, but Iowa used two huge runs to take a 28-point lead into the locker room. The Hawkeyes had runs of 15-0 and 11-0 while outscoring the Huskers 42-10 over the final 14 minutes of the first half. Iowa led 53-25 at halftime thanks in large part to a defense that forced 12 first-half Husker turnovers, leading to a 19-0 advantage in points off turnovers for the Hawkeyes.

Keegan Murray, the Big Ten scoring leader, scored 24 points in the first half and finished with a career-high 37 points to help Iowa improve to 17-7 on the season and 7-6 in Big Ten play.

Derrick Walker led Nebraska with 14 points and six rebounds, while Bryce McGowens and Eduardo Andre finished with 11 and 10 points, respectively.

"GOOD THINGS HAPPEN WHEN WE PLAY THROUGH DERRICK"

Fred Hoiberg understands the importance of having Derrick Walker on the floor for the Big Red, and Walker's play has been a focal point for the Huskers, especially after adjusting the offensive attack in December.

The 6-foot-9 center is enjoying his best year in 2021-22, averaging 9.6 points, 5.7 rebounds and 1.3 assists per game while shooting nearly 70 percent from the field.

• Walker has 14 double-figure games, including seven in Big Ten play, after having just four heading into this season.

• He was a major reason why NU defeated Minnesota, finishing with 11 points along with team highs in both rebounds (seven) and blocked shots (two).

• Walker has played his best against NU's ranked opponents, averaging 11.6 points on 63 percent shooting, 6.2 rebounds, 2.5 assists and 1.7 steals per game in six contests against ranked foes.

• In the Huskers' loss to No. 25 Illinois on Jan. 11, he finished with 14 points and seven rebounds, while helping to limit Kofi Cockburn to 8-of-18 shooting.

• He turned in a strong performance at No. 10 Michigan State on Jan. 5 with 16 points on 8-of-9 shooting to match his career high in points.

• Walker tied or set a career best in scoring in three straight games during non-conference action, including 16 points on 7-of-7 shooting against Tennessee State on Nov. 23.

• He matched a school record with 15 consecutive made field goals from Nov. 21 to Nov. 27.

• Walker has three double-doubles this season, including 12 points and 13 rebounds in a career-high 50 minutes in the four OT loss at NC State. In the loss at No. 18 Auburn, he had 10 points, 10 rebounds, four assists, two blocks and two steals. Walker's most recent double-double came against No. 13 Ohio State on Jan. 2 when he had 15 points, 10 rebounds and four steals against the Buckeyes.

MCGOWENS BROTHERS REUNITED ON COURT

After a two-month hiatus, the McGowens brothers were reunited on the court on Jan. 17, and back together in the starting lineup for the last four games. Before the first three games of the season, the pair had not played together in a competitive environment since they were kids.

• Bryce is eighth in the Big Ten in scoring at 16.5 ppg while grabbing 5.4 rebounds per game as of Feb. 16. He ranks among the B1G leaders in scoring, free throw percentage and minutes played.

• A six-time Big Ten Freshman of the Week, he leads all conference rookies in scoring and is second in rebounding. He is the only Big Ten freshman averaging 10 points and five rebounds per game as of Feb. 16.

• He is the only Husker freshman in either the Big 12 (1996-97 to 2010-11) or Big Ten (2011-12 to present) eras more than

POSTGAME NOTES VS. IOWA

• Derrick Walker posted his 14th double-figure game of the season with 14 points on 6-of-8 shooting.

• Bryce McGowens reached double figures for the seventh straight game with 11 points.

• Eduardo Andre posted his highest scoring conference game with 10 points on 4-of-5 shooting. His 10 points were one off his career high set against Sam Houston.

• Nebraska went 14-of-16 from the foul line, its second-highest shooting percentage of the year.

WALKER MAKING BIG JUMPS

Category	Pre 2021-22*	2021-22
Games	80	25
Scoring/Gm	2.3	9.6
FG Pct.	.588	.693
FT Pct.	.379	.696
Rebounds/Gm	2.3	5.7
Blocks/Gm	0.3	1.0
Double-Figure Games	4	14
Double-Doubles	0	3
*Includes Tennessee (2017-19) and Nebraska (2020-21)		

BRYCE AT A GLANCE

Category	No.	B1G Rk.
Scoring	16.5	8th
FT Made	122	1st
FT Att	147	3rd
FT. Pct.	.830	3rd
Minutes	33.2	12th

NU FRESHMAN POINTS/GAME

No.	Player (Year)	PPG
-	Bryce McGowens (2022)	16.5
1.	Joe McCray (2005)	15.5
2.	Jerry Fort (1973)	14.5
3.	Dave Hoppen (1983)	13.9
4.	Jake Muhleisen (2002)	11.7
5.	Eric Piatkowski (1991)	10.9

HUSKERS SIGN FOUR RECRUITS

Nebraska Men's Basketball Coach Fred Hoiberg announced the signings of Denim Dawson, Blaise Keita, Jamarques Lawrence and Ramel Lloyd Jr. to National Letters-of-Intent during the fall signing period. The four-member group is rated among the top-35 classes nationally by Rivals and 247Sports and follows up a top-20 class the Huskers signed in 2021.

Player	Pos.	Ht.	Wt.	Hometown
Denim Dawson	G/F	6-6	180	San Bernardino, Calif.
Blaise Keita	F	6-11	240	Bamako, Republic of Mali
Jamarques Lawrence	G	6-4	180	Plainfield, N.J.
Ramel Lloyd Jr.	G	6-6	190	Woodland Hills, Calif.

Denim Dawson

• Attended Southern California Academy, but enrolled at Nebraska in December of 2021.

• Three-star recruit by both Rivals and 247Sports, and he is rated just outside the top-250 recruits nationally by 247Sports.

• Averaged 16 points and five rebounds per game for Orange Lutheran High School, which reached the Division 2AA CIF-SS quarterfinals last spring.

Blaise Keita (pronounced KAY-tuh)

• He is a four-star selection by Rivals and is ranked by 247Sports as the No. 3 junior college player in the 2022 recruiting class.

• Led Coffeyville CC to a 26-3 record and the school's first national title since 1962 last spring, averaging 10.5 points, 7.8 rebounds and 1.6 blocks per game.

• Was the Jayhawk Conference Freshman of the Year and a second-team all-region pick.

• Poured in a career-high 27 points on 13-of-16 shooting, and added nine rebounds and four blocks in Coffeyville's 108-99 victory over Cowley County CC in the NJCAA title game.

Jamarques Lawrence

• Plays at Roselle Catholic, which is 15th in the Max Preps preseason Top 25.

• A three-star recruit by Rivals and 247Sports, which ranked him No. 232 nationally in the class of 2022.

• Averaged 13.6 points, 2.8 rebounds, 2.7 assists and 1.5 steals per game as a junior.

Ramel Lloyd Jr.

• Plays at Sierra Canyon High School, which is No. 1 in the Max Preps Preseason Top 25.

• Is a four-star recruit by ESPN and the No. 8 prospect in California, while being ranked in the top 150 by 247Sports.

• Averaged 16.9 points, 7.7 rebounds, and 5.1 assists per game as Sierra Canyon went 15-2 and lost in the Southern Section Open Division Finals in 2021.


• Selected Nebraska over Arkansas, Oregon, Arizona State and Georgetown.

OSU RESCHEDULED TO MARCH 1 PSU MOVED TO FEB. 27

The Big Ten Conference announced a pair of men's basketball schedule changes after rescheduling the Nebraska-Ohio State game from Jan. 22.

Nebraska will now face Ohio State on Tuesday, March 1, at 6 p.m. (central), and the game will be televised by BTN and carried on the Huskers Radio Network. In addition, Nebraska's game at Penn State, originally scheduled for Monday, Feb. 28, will now take place on Sunday, Feb. 27, at 6 p.m. That will also be on BTN and the Huskers Radio Network.

HUSKERS IN THE PROS



NBA

Player (Years at NU)	Current Team	League
Dalano Banton (2020-21).....	Toronto Raptors.....	NBA
Isaiah Roby (2017-19).....	OKC Thunder.....	NBA

Overseas

Player (Years at NU)	Current Team	League
Kris Douse (2007).....	BC Mess.....	Luxembourg
Sek Henry (2007-10).....	Digon.....	France
Ryan Anderson (2007-10).....	Niagara.....	Canada
Christian Standhardinger (2010-11).....	Berangay.....	Phillippines
Caleb Walker (2011-12).....	Nancy.....	France
Jorge Brian Diaz (2010-12).....	Quebradillas.....	Puerto Rico
Ray Gallegos (2010-14).....	Dorados.....	Mexico
Terran Petteway (2014-15).....	Peristeri.....	Greece
Shavon Shields (2013-16).....	Olimpia Milano.....	Italy
Andrew White III (2015-16).....	Buyukcekmece.....	Turkey
Tai Webster (2014-17).....	Zalgris.....	Lithuania
Jack McVeigh (2016-18).....	Adelaide.....	Australia
Duby Okeke (2018).....	Leones.....	Dominican Republic
Anton Gill (2017-18).....	Corsarios.....	Colombia
Evan Taylor (2017-18).....	Nuremberg.....	Germany
Glynn Watson Jr. (2016-19).....	Lavrio.....	Greece
James Palmer Jr. (2018-19).....	Stai.....	Poland
Isaac Copeland Jr. (2018-19).....	Yokohama Ex.....	Japan
Dachon Burke Jr. (2019-20).....	Pristina.....	Kosovo
Matej Kavaz (2020).....	Lleida.....	Spain
Haanif Cheatham (2020).....	Apollon.....	Cyprus
Thorir Thorbjarnarson (2018-21).....	Zwolle.....	Netherlands
Shamiel Stevenson (2021).....	Metalac.....	Siberia

HOIBERG'S HUSKER TIES

While Fred Hoiberg grew up in Ames and played his high school (Ames High School) and college basketball (Iowa State) there, he was born in Lincoln and has numerous ties to the city and to the University of Nebraska.

- Fred's father (Eric) and mother (Karen) both earned their undergraduate degrees from Nebraska in 1966. In fact, Eric earned his undergraduate degree, Master's degree, and Ph.D. in sociology from the university.

- His maternal grandfather was former Husker basketball coach Jerry Bush. Known as the "Big Bear of the Coliseum," Bush guided NU from 1955 to 1963, and directed two of the greatest upsets ever – a 43-41 victory over top-ranked Kansas and Wilt Chamberlain, and a 55-48 victory over No. 4 Kansas State and Olympian Bob Boozer during the 1957-58 campaign.

- His paternal grandfather (Otto) received his Master's Degree and Ph.D from Nebraska. He joined the faculty of the University of Nebraska in 1948, where he taught sociology and served as director of the community development program in the University of Nebraska Extension Division.

- Fred's son (Sam) is in his first season on the Husker basketball team after walking on. Fred and Sam are one of 20 father-son duos in Division I this season.

two weekly freshman honors (Shavon Shields, 2012-13).

- McGowens has reached double figures in scoring 20 times, including eight 20-point efforts. He had a season-high 29 points against Sam Houston (Nov. 12) and Rutgers (Jan. 29).

- McGowens leads the Big Ten and ranks 17th nationally in free throws made (122) as of Feb. 16. He is one of only two freshmen in the top-50 nationally.

- Bryce enters Friday's game with Iowa with 412 points, which is third on NU's all-time freshmen list. He is 19 points shy of Joe McCray (432, 2004-05) for second and just 33 points behind Dave Hoppen's school record of 445 set in 1982-83.

- He collected his first career double-double on Nov. 21 against Southern with 18 points and 11 rebounds.
- Bryce joins Dave Hoppen as the only freshmen to post multiple 25-point games in a season.

- As a high schooler, he totaled 2,341 points, including 285 3-pointers and was selected for the 2021 Iverson Classic. He was also selected to the Jordan Brand Classic, but the event was not held.

- Last season, he was the Gatorade South Carolina Player of the Year, averaging 21.6 points, 4.7 rebounds and 3.1 assists per contest for Legacy Early College and Coach BJ Jackson.

Trey has been a proven performer throughout his career, as he has started 100 of 103 games at the college level for Pittsburgh and Nebraska and scored over 1,000 career points. He has started 36 of the 37 games he has played at Nebraska (all but his return against Indiana on Jan. 17). He is averaging 6.6 points, 4.4 rebounds, 2.1 assists and 1.1 steals per game in 10 games.

- After being on a minute restriction in his first two games, McGowens had a season-high 11 points and seven rebounds against Rutgers on Jan. 29.

- He played his best all-around game against Minnesota on Feb. 9, as he finished with six points, seven rebounds and a season-high five assists in 34 minutes.

- Considered NU's best defender, McGowens usually is assigned to the opponent's top perimeter scorer. Against No. 11 Wisconsin on Jan. 27, he limited Johnny Davis to a season-low 13 points, including none in the first half and followed up holding Ron Harper Jr. to 1-of-9 shooting on Jan. 29. He limited Minnesota's Payton Willis to 3-of-8 shooting on Feb. 9.

- Last season, Trey averaged 10.7 points, 3.9 rebounds and 2.1 assists per game, while starting all 27 games. He reached double figures 17 times, including a season-high 20 points against No. 17 Michigan State.

- Trey has ranked among the conference leaders in steals in each of his first three seasons in college. He is one of only two active power conference players who ranked in the top five in steals in each of the past three seasons (Jamari Wheeler, PSU/OSU).

- In his final season at Pittsburgh (2019-20), he averaged 11.5 ppg, while ranking in the top 15 of the ACC in steals (fourth), assists (3.6, 10th), assist-to-turnover ratio (15th) and minutes played.

- The McGowens brothers are one of 15 brother combos on the same college roster this season.

ZO TAKES THE POINT

Alonzo Verge took over the point guard duties from 2021 NBA Draft pick Dalano Banton, and Verge has provided an immediate impact, averaging 13.6 points, 4.5 rebounds, 5.2 assists and 1.5 steals per game. The 6-foot-4 guard from Chicago ranks among conference leaders in both assists (second) and steals (sixth) as of Feb. 16.

- He has a 1.49-to-1 assist-to-turnover ratio after posting a 1.29-to-1 ratio in his two seasons at Arizona State.

- His 5.21 assists per game would rank fifth in school history, while only four players in school history have averaged at least 5.00 assists in a season.

- Verge is one of two Big Ten players (also Minnesota's Payton Willis) with both a points/assist double-double and a points/rebound double-double. Verge is 11th in the Big Ten with four double-doubles (vs. Western Illinois, vs. Tennessee State, at NC State and Kennesaw State) as of Feb. 16.

- Verge posted a 22-point, four-assist, three-steal effort against Minnesota on Feb. 9. He scored 20 of his 22 points in the second half while helping NU shoot 58 percent from the floor after halftime.

- He nearly collected another double-double with 14 points and nine assists vs. No. 25 Illinois on Jan. 11.

- Verge posted his fourth double-double of the year with 16 points and a career-high 12 assists in the win over Kennesaw State on Dec. 22.

- He had his fourth 20-point effort of the season with 21 points, five assists, five rebounds and four steals in the loss to Kansas State on Dec. 19.

- Verge posted his second career 30-point game against Michigan on Dec. 7, as he had 31 points and eight boards. It was his first 30-point game since the 2019-20 season when he was at Arizona State.

NU FRESHMAN SINGLE-GAME SCORING

No.	Player	Pts.	Opponent (Date)
1.	Tyronn Lue	30	vs. Oregon (11/25/95)
2.	Bryce McGowens	29	Rutgers (1/29/22)
	Bryce McGowens	29	Sam Houston (11/12/21)
	Shavon Shields	29	at Penn State (1/19/13)
	Ryan Anderson	29	at Hawaii (12/22/06)

TRACKING TREY'S STEALS/GM

Year	SPG	Conf. Rank
2018-19	1.9	3rd (ACC)
2019-20	1.9	4th (ACC)
2020-21	1.4	5th (B1G)

LOOKING AT ALONZO

Category	No.	B1G Rk.
Scoring	13.6	19th
Assists	5.2	2nd
Steals	1.5	6th
FT. Pct.	.745	10th
Double-Doubles	4	11th
FG Pct.	.444	12th

SINGLE-SEASON ASSISTS/GM

No.	Player (Year)	APG
1.	Brian Carr (1985)	7.90
2.	Brian Carr (1986)	6.70
3.	Cam Mack (2020)	6.39
4.	Charles Richardson Jr. (2007)	5.77
-	Alonzo Verge Jr. (2022)	5.21
5.	Brian Carr (1987)	5.03



FILLING UP THE VAULT IN 2021-22

With no fans allowed in 2020-21, Nebraska missed out on the fan support which has ranked among the nation's best since opening Pinnacle Bank Arena in August of 2013. From 2013-14 to 2020-21, Nebraska annually ranked in the top 15 nationally in average attendance, averaging sellout crowds in the 15,000-seat arena.

Two years ago, the Huskers established a single-season record with an average of 15,605 fans per game despite posting a 7-25 record. That set NU's single-season record, breaking the mark of 15,569 per game set during the 2014-15 season. Nebraska was one of nine schools in the country to average 15,000+ fans per contest from 2013-14 to 2019-20, joining Kentucky, Syracuse, Louisville, North Carolina, Wisconsin, Indiana, Kansas and Creighton.

- Verge nearly had a triple-double in the Huskers' epic game at NC State on Dec. 1 with 25 points, a career-high 11 assists and nine rebounds before fouling out in the fourth OT.
- He led NU with 18 points and 10 assists in the Huskers' win over Tennessee State on Nov. 23.
- He posted his first collegiate double-double in the opener with 26 points - the most points ever in a Husker debut - a career-high 13 rebounds and five assists.
- Verge was a combo guard during his two seasons at Arizona State, where he teamed with current Kansas guard Remy Martin in one of the highest scoring backcourts in the Pac-12.
- He averaged 14.0 points, 3.8 assists and 3.9 rebounds per game in 2020-21, ranking among the Pac-12 leaders in scoring (15th), assists (seventh), assist-to-turnover ratio (1.55-to-1, sixth), steals (1.2, 13th) and free throw percentage (.809, 13th).
- In his first season at ASU, he was the 2020 Pac-12 Sixth Man of the Year and an honorable-mention all-conference pick after averaging 14.6 points per game, 3.5 rebounds, 2.3 assists and 1.4 steals per game.
- A two-time NJCAA All-American at Moberly Area (Ill.) CC, he ranked in the top three nationally in both scoring and assists in 2018-19. He tallied 1,086 points (30.9 ppg in 35 games), but also dished out 8.2 assists per game en route to first-team accolades.

KEISEI FOR 3

The addition of Keisei Tominaga has helped the Huskers' 3-point shooting. The 6-foot-2 guard is fifth on the team in scoring at 6.6 points per game while connecting on 36 3-pointers to rank second on the team heading into the Maryland contest. He is shooting 35 percent from 3-point range and has also committed just 10 turnovers in 459 minutes this season. Tominaga has posted seven double-figure games this season, including a career-high 23 points against South Dakota on Nov. 27 and 18 points in the win over Kennesaw State on Dec. 22.

Last summer, Tominaga represented Japan in 3x3 basketball in the Tokyo Olympics, helping Japan reach the medal round. He finished third among all players in scoring (6.9 ppg), fourth in 1-point shooting (74 percent) and seventh in 2-point shooting (36 percent). He was one of only two active NCAA players to play in the Olympics, joining Virginia's Francisco Caffaro, who played for Argentina in men's basketball.

HUSKER INJURY UPDATE

The Huskers have a pair of scholarship players currently out with injuries. Trevor Lakes is out indefinitely because of a lingering shoulder injury and has not played since Jan. 8.

Wilhelm Breidenbach underwent season-ending leg surgery on Dec. 22 for an injury suffered in Nebraska's game against Michigan. Breidenbach, a 6-foot-10, 227-pound freshman forward from Rancho Santa Margarita, Calif., had played in each of Nebraska's first 10 games, averaging 3.7 points, 2.7 rebounds and 1.0 steals per game.

NU GRADUATION SUCCESS RATE HITS ALL-TIME HIGH OF 95 PERCENT

Nebraska student-athletes have posted a 95 percent NCAA Graduation Success Rate (GSR), continuing the Huskers' long tradition of being a national leader in the classroom. The NCAA released its GSR scores on Dec. 2, with Nebraska improving its GSR for the 11th straight year.

- The 95 percent GSR rate for all student-athletes ranks third among 14 Big Ten schools. On the national scale, Nebraska's GSR is tied for 10th out of 130 FBS institutions. The 95 percent GSR rate marks the 11th straight year Nebraska has increased its GSR.
- The Husker men's basketball program achieved a 100 percent GSR for the second straight season and was one of 13 Husker programs to post a 100 GSR in the latest rankings. NU was one of five Big Ten teams with a perfect GSR this year.

WORLDWIDE HUSKERS

NU's roster has had an international flavor in recent seasons and that trend will continue in 2021-21. Four Huskers hail from overseas, including Eduardo Andre (London, England), Oleg Kojenets (Kaunas, Lithuania), Lat Mayen (Adelaide, Australia) and Keisei Tominaga (Moriyama Nagoya Aichi, Japan). In three seasons under Hoiberg, NU has had players on its roster from a host of countries, including Australia, Canada, England, France, Iceland and Slovenia.

INTERNATIONAL FLAVOR

Player.....	Hometown
Eduardo Andre	London, England
Oleg Kojenets	Kaunas, Lithuania
Lat Mayen	Adelaide, Australia
Keisei Tominaga	Moriyama Nagoya Aichi, Japan

BANTON AND ROBY ON NBA ROSTERS

Nebraska had a pair of former players on opening-night NBA rosters with Isaiah Roby and Dalano Banton. The pair gives Nebraska multiple NBA players for the first time since the 2008-09 season (Tyronn Lue and Mikki Moore). In addition, Tyronn Lue is beginning his second season as the head coach of the Los Angeles Clippers.

Roby, a second-round pick in 2019, is in his second full season with the Oklahoma City Thunder after averaging 8.7 points and 5.6 rebounds per game last season. Roby played three seasons at Nebraska and helped the Huskers to a pair of postseason appearances.

Banton was a second-round pick of Toronto in 2021, becoming the Huskers' second NBA Draft pick in the last three years. Banton spent two years at NU and averaged 9.6 points per game in 2020-21 while leading the Huskers in both rebounding (5.9) and assists (3.9) per game. He became the first Husker since 1974 to lead NU in both rebounds and assists in the same season.

FINDING 20-20 VISION

Nebraska has three games this season with multiple 20-point scorers, most recently against NC State on Dec. 1. Prior to this season, NU had only three games over the last two seasons with multiple 20-point scorers.

MULTIPLE 20-POINT SCORING GAMES UNDER HOIBERG

Opponent	Date	Players
So. Florida	11/27/19	Cheatham 26; Burke 21
Indiana	12/13/19	Burke 25, Chetham 21
Michigan St.	1/2/21	Allen 23, T. McGowens 20
Western Ill.	11/9/21	Verge 26, B. McGowens 25
S. Dakota	11/27/21	Tominaga 23; B. McGowens 22
NC State	12/1/21	Verge 25, McGowens 24

SCORING PRODUCTION OFF THE BENCH

Nebraska has gotten good production from its bench in 2021-22, averaging 22.1 points per game from its reserves entering the game vs. Maryland. NU has gotten a total of 16 double-digit scoring nights from its bench including a pair of 20-point efforts.

20-POINT BENCH PERFORMANCES UNDER HOIBERG

Player	Pts.	Opponent (Year)
Keisei Tominaga	23	South Dakota (2021-22)
Kobe Webster	20	Creighton (2021-22)
Kobe Webster	23	at Northwestern (2020-21)
Kobe Webster	20	Georgia Tech (2020-21)
Kevin Cross	23	Indiana (2019-20 B1G)
Dachon Burke	21	Michigan State(2019-20)

WORKING OVERTIME

- NU is 0-2 in overtime games this season and is now 63-53 all-time in overtime games.
- Of the 116 overtime games in program history, 22 games have been at least two overtimes, including a trio of 3 OT games and a pair of quadruple overtime contests.
- Nebraska's game against NC State marked the longest Big Ten game in the last decade. In fact, only three other Big Ten games had reached triple overtime dating back to the start of the 2011-12 season.

LONGEST NCAA GAMES SINCE 2011-12

Matchup	OTs	Date
Louisville at Notre Dame	5	2/9/2013
Nebraska at NC State	4	12/1/21
FIU at Eastern Michigan	4	12/11/2021

LONGEST BIG GAMES SINCE 2011-12

Matchup	OTs	Date
Nebraska at NC State	4	12/1/21
Penn State at Indiana	3	2/1/17
Illinois at Rutgers	3	2/3/16
Minnesota at Purdue	3	2/5/14

FROSH OPENER STARTERS (SINCE 1995)

Freshman	Pos.	Year
Bryce McGowens	G	2021-22
C.J. Wilcher**	G	2021-22
Yvan Ouedraogo	F	2019-20
Tai Webster	G	2013-14
Benny Parker	G	2012-13
Jorge Brian Diaz*	C	2009-10
Brandon Ubel	F	2009-10
Cookie Miller	G	2007-08
Sek Henry	G	2006-07
Ryan Anderson	G	2006-07
Marcus Walker	G	2005-06
Jake Muhleisen	G	2001-02
Brian Conklin*	F	2000-01
Cookie Belcher	G	1996-97
Tyronn Lue	G	1995-96

*-redshirt freshman; **-second-year freshman because of COVID-19

ALL IN THE FAMILY

Several members of the 2021-22 Huskers have family members who have played basketball at the college or professional levels. The list is led by former NBA players Eric Piatkowski, who spent 14 years in the NBA after scoring nearly 2,000 career points at Nebraska, and Fred Hoiberg, who played in the NBA for a decade after a standout career at Iowa State. Keisei Tominaga's father didn't play college basketball, but was a center on the Japanese national team at the 1998 FIBA World Championship and played professionally in Japan for a decade.

Player	Relative	College (Sport)
Jackson Cronin	Steve (Father)	Tufts (MBB)
Keon Edwards	Kyre (Brother)	Texas A&M-Kingsville
Sam Hoiberg	Fred (Father)	Iowa State/NBA (MBB)
	Jack (Brother)	Michigan State/UT-Arlington (MBB)
Oleg Kojenets	Aleh (Father)	UNC Wilmington
	Jurga Paliukaite (Mother)	UNC Wilmington
Trey & Bryce McGowens	Bobby McGowens (Father)	Clemson (FB)/South Carolina State (MBB/FB)
	Pam Owens (Mother)	Western Carolina (WBB)
Jace Piatkowski	Eric Piatkowski (Father)	Nebraska (MBB)
Keisei Tominaga	Hiroyuki (Father)	Played Internationally for Japan
Alonzo Verge Jr.	Alonzo (Father)	Eastern New Mexico (MBB)
C.J. Wilcher	Sergio (Father)	Morgan State (MBB)

NBA COACHES GO BACK TO SCHOOL

Nebraska Coach Fred Hoiberg is one of nine active NCAA coaches to have coached in the NBA, as he spent three-plus seasons with the Chicago Bulls. Hoiberg's 270 regular-season NBA games rank third among the 10 former NBA coaches in the collegiate ranks.

Coach, School	NBA Head Coach, Years
John Calipari, Kentucky	New Jersey, 1996-99
Leonard Hamilton, Miami	Washington, 2000-01
Fred Hoiberg, Nebraska	Chicago, 2015-18
Lindsey Hunter, Mississippi Valley State	Phoenix, 2013
Eric Musselman, Arkansas	Golden State, 2002-04; Sacramento, 2006-07
Rick Pitino, Iona	New York, 1987-89; Boston, 1997-2001
Reggie Theus, Bethune-Cookman	Sacramento, 2007-09
Darrell Walker, Arkansas Little Rock	Toronto, 1996-98; Washington, 1999-2000
Mike Woodson, Indiana	Atlanta 2004-2010; New York, 2011-14

UP-TEMPO BASKETBALL

One trait of any Fred Hoiberg-coached team is to play at a fast pace. The Huskers have led the Big Ten in pace in each of the last two seasons, ranking 16th nationally by KenPom in 2019-20 and 35th in 2020-21. NU has been the only Big Ten team to rank in the top-50 nationally in each of the past two seasons.

In seven full seasons as a college head coach (five at Iowa State and two at NU), Hoiberg's teams have ranked in the top-50 in tempo five times, including three times in the top-20. Prior to Hoiberg's arrival, the last time a Husker team was in the top-100 nationally in tempo according to KenPom was in 1999-2000 under Danny Nee.

Year	Hoiberg-Coached Team	Big Ten Leader
2010-11	Iowa State (34th)	Iowa (100th)
2011-12	Iowa State (128th)	Iowa (70th)
2012-13	Iowa State (30th)	Iowa (95th)
2013-14	Iowa State (12th)	Iowa (29th)
2014-15	Iowa State (10th)	Minnesota (47th)
2019-20	Nebraska (16th)	Nebraska
2020-21	Nebraska (35th)	Nebraska
2021-22	Nebraska (10th)	Nebraska

HUSKER RECRUITING CLASS SEEING STARS

The Huskers brought one of the nation's top recruiting classes to campus this fall. The class is ranked as high as 13th by ESPN as well as 18th by 247Sports and 21st by Rivals and is the third-highest ranked class in the Big Ten.

Nebraska's five signees are headlined by five-star Bryce McGowens and four-star recruit Wilhelm Breidenbach, both of whom were top-100 recruits. McGowens was a consensus top-25 recruit who played in the Iverson Classic and was selected to the Jordan Brand team. NU rounded out the class with junior college All-American Keisei Tominaga and freshmen Oleg Kojenets and Quaran McPherson.

FOUR OT THRILLER AT NC STATE

Nebraska's four-overtime game at NC State on Dec. 1, was one for the record books. The four OT game matched Nebraska's school record set in 1979 and was the longest Big Ten game in at least a decade. It tied for the second-longest Division I game in the past 10 seasons, trailing only a five OT game between Louisville and Notre Dame on Feb. 9, 2013.

- It was the longest game in Big Ten/ACC Challenge history, but was one of three OT games in the 2021 challenge. The Big Ten won the challenge, 8-6, with three of the six losses coming in overtime.
- It marked only the eighth time in school history where both teams scored over 100 points.
- The 100 points NU scored marked the 44th 100-point game in school history, but only the fifth time that NU scored 100 points and lost.

NEBRASKA HEAD COACH FRED HOIBERG

NEBRASKA (2019-PRESENT)

- Hired as Nebraska's 28th men's basketball coach on March 30, 2019, a position his grandfather (Jerry Bush) held for nine seasons from 1954 to 1963.
- Brought in the highest-ranked recruiting class in school history, as his 2021 class was ranked 13th nationally by ESPN.com

CHICAGO BULLS (2015-18)

- Coached the Chicago Bulls for three-plus seasons, posting a 115-155 record.
- Became just the fifth coach in franchise history to post a winning record in his debut season.
- Took the Bulls to the 2017 NBA Playoffs where they won the first two games against the top-seeded Boston Celtics, as the Bulls were the first No. 8 seed to take a 2-0 lead against a No. 1 seed since 1993.
- Was the fifth coach in NBA history to have each of his first two career playoff victories come on the road.

IOWA STATE (2010-15)

- Served as head coach at his alma mater for five seasons, posting a 115-56 record, which is the top winning percentage in school history (.673).
- Led the Cyclones to four straight NCAA Tournament appearances - a program record - while his 115 wins were the most in a five-year stretch in school history.
- Guided Iowa State to back-to-back Big 12 Tournament titles in 2014 and 2015.
- Produced four All-Americans, 12 All-Big 12 honorees and 10 players who played in the NBA.
- Named Big 12 Coach of the Year in 2012, as the Cyclones went from three conference wins to 12 in one season.
- Won 28 games and reached the NCAA Sweet 16 in 2014.
- Led the Big 12 in scoring offense in two of his last four seasons and topped the conference in 3-pointers four times in five years.

MINNESOTA TIMBERWOLVES (2005-10)

- Served as Vice President of Basketball Operations in 2009-10, overseeing the day-to-day operations of basketball programs including college and pro scouting, salary cap management and NBA Draft preparations.
- Was the Assistant General Manager for three seasons, helping the Timberwolves orchestrate a draft-day trade for five-time all-star Kevin Love in 2008.

AS AN NBA PLAYER (1995-2005)

- Spent 10 years in the NBA with the Indiana Pacers (four seasons), Chicago Bulls (four seasons) and Minnesota Timberwolves (two seasons) after being selected in the second round of the 1995 NBA Draft.
- Was a member of three NBA Playoff Teams, including a Timberwolves team that reached the 2004 Western Conference Finals.
- Shot 40 percent from 3-point range during his career and led the NBA in 3-point shooting in his final season (48.3, 2004-05).
- Ended his NBA career abruptly at the age of 33 after undergoing open-heart surgery to repair an aneurysm in his aortic root.

AS A PLAYER AT IOWA STATE (1991-95)

- Started all four seasons at Iowa State, averaging 15.8 points, 6.9 rebounds, 2.8 assists and 1.6 steals per game in his collegiate career.
- His No. 32 was retired by Iowa State in 1997 and Hoiberg is a member of the Iowa State Hall of Fame.
- Garnered third-team All-America honors as a senior in 1994-95, averaging 19.9 points per game to help the Cyclones win a then-school-record 23 games and was named Big Eight Co-Male Athlete of the Year in 1995.
- Two-time Academic All-American who was inducted into the CoSIDA Academic Hall of Fame in 2016.



FRED HOIBERG'S COLLEGIATE COACHING RECORD

Year	School	Overall Record	Pct.	Conf. Record	Pct.	Conf. Finish	Postseason
2010-11	Iowa State	16-16	.500	3-13	.188	12th	None
2011-12	Iowa State	23-11	.676	12-6	.677	T-3rd	NCAA Third Round
2012-13	Iowa State	23-12	.657	11-7	.611	T-4th	NCAA Third Round
2013-14	Iowa State	28-8	.778	11-7	.611	T-3rd	NCAA Sweet 16
2014-15	Iowa State	25-9	.735	12-6	.677	T-2nd	NCAA Second Round
2019-20	Nebraska	7-25	.219	2-18	.100	14th	None
2020-21	Nebraska	7-20	.259	3-16	.158	14th	None
2021-22	Nebraska	7-18	.280	1-13	.071	-	-
Totals		136-119	.533	55-86	.390		



BROADCAST NOTES

2021-22 RECORD
7-18 / 1-13 Big Ten

NEXT GAMES
Fri., Feb. 18
Maryland (8 p.m./BTN)

Tues., Feb. 22
at Northwestern (7 p.m./FS1)

LAST GAME
Feb. 13
Lost at Iowa, 98-75

HEAD COACH
Fred Hoiberg (Iowa St., 1995)
Nebraska: 21-63 / 3rd
Career: 136-119 / 8th

ASSISTANTS
Matt Abdelmassih
Armon Gates
Nate Loenser
Doc Sadler, Special Assistant

2021-22 SCHEDULE NOV

- 9 Western Illinois..... W, 74-75
- 12 Sam Houston..... W, 74-65
- 16 Creighton..... W, 69-77
- 19 Idaho State..... W, 78-60
- 21 Southern..... W, 82-59
- 23 Tennessee State..... W, 79-73
- 27 South Dakota..... W, 83-70

DEC

- 1 at NC State... L, 100-104 (40T)
- 4 at Indiana *..... L, 55-68
- 7 Michigan *..... L, 67-102
- 11 vs. No. 18 Auburn..... L, 68-99
- 19 Kansas State..... L, 58-67
- 22 Kennesaw State..... W, 88-74

JAN

- 2 No. 13 Ohio St. *..... L, 77-89 (OT)
- 5 at No. 10 Mich. St. *..... L, 67-79
- 8 at Rutgers *..... L, 65-93
- 11 No. 25 Illinois *..... L, 71-81
- 14 at No. 7 Purdue *..... L, 56-93
- 17 Indiana *..... L, 71-78
- 26 No. 11 Wisconsin *..... L, 65-73
- 29 Rutgers *..... L, 61-63

FEB

- 1 at Michigan *..... L, 79-85
- 5 Northwestern *..... L, 63-87
- 9 Minnesota *..... W, 78-65
- 14 at Iowa *..... W, 75-98
- 18 Maryland *..... 8 p.m.
- 22 at Northwestern *..... 7 p.m.
- 25 Iowa *..... 8 p.m.
- 27 at Penn State *..... 6 p.m.

MARCH

- 1 at Ohio State *..... 6 p.m.
- 6 at Wisconsin *..... 1 p.m.
- 9-13 at Big Ten Tournament..... TBA

I-Rescheduled from Jan. 22

C.J. WILCHER (WILL-CHUR) G / 6-5 / 221 / Fr. / Plainfield, N.J.

	GP/GS	PPG	RPG	APG	SPG	FG%	3PT%	FT%
Season	25/1	7.8	2.6	0.8	0.8	.440	.390	.600
B1G	14/0	7.5	2.2	0.6	0.7	.424	.404	.545
Career	39/2	6.2	1.9	0.6	0.6	.439	.389	.630

Last Game: Five points (2-7 FG, 1-4 3PT) and two rebounds in 21 minutes

- ▶ Played in all 25 games and has reached double figures nine times, including four with 15+ points
- ▶ Had a career-high 17 points on 6-of-9 shooting (4-of-7 from 3) vs. No. 18 Auburn
- ▶ Scored 125 games at Xavier in 2020-21, averaging 3.3 points and 1.1 rebounds per game
- ▶ Four-star recruit who was No. 81 in the class of 2020 at Roselle (N.J.) Catholic High School

CAREER HIGHS

Pts.	17, vs. Auburn (12/11/21)
Reb.	6, Two Times (last, 1/27/22)
Asst.	4, Southern (12/21/21)
St.	3, Idaho State (11/19/21)

ALONZO VERGE JR. G / 6-3 / 164 / Sr. / Chicago, Ill.

	GP/GS	PPG	RPG	APG	SPG	FG%	3PT%	FT%
Season	24/24	13.6	4.5	5.2	1.5	.444	.308	.745
B1G	13/13	12.2	3.5	4.2	1.2	.444	.368	.762
Career	75/54	14.1	3.9	3.7	1.4	.425	.311	.763

Last Game: 5 points (2-4 FG), six assists and four steals in 25 minutes

- ▶ Grad transfer who has five 20-point games in 2021-22 and ranks in top-five in B1G in assists & steals
- ▶ Spent two seasons at Arizona State, where he was the Pac-12 Sixth Man of the Year in 2019-20
- ▶ Scored a career-high 43 points against St. Mary's in 2019
- ▶ Two-time NCAA All-American at Moberly CC, totaling 1,603 points and 486 assists in two years

CAREER HIGHS

Pts.	43, vs. St. Mary's (12/18/19)
Reb.	13, Western Illinois (11/9/21)
Asst.	12, Kennesaw St. (12/22/21)
St.	4, Five Times

TREY MCGOWENS G / 6-4 / 196 / Jr. / Pendleton, S.C.

	GP/GS	PPG	RPG	APG	SPG	FG%	3PT%	FT%
Season	10/9	6.6	4.4	2.1	1.1	.358	.222	.578
B1G	7/6	6.7	4.1	2.4	1.0	.350	.222	.548
Career	103/100	10.9	3.5	2.5	1.7	.388	.327	.707

Last Game: Seven points (2-7 FG), five rebounds and four assists in 26 minutes

- ▶ Had a season-high 11 points and seven boards vs. Rutgers on Jan. 29
- ▶ Missed 15 games with a broken bone in his right foot before returning on Jan. 17 vs. Indiana
- ▶ Started all 27 games in 2020-21, ranking second on the team with 10.7 ppg and 2.3 apg
- ▶ Started two seasons at Pittsburgh and averaged 11.5 ppg, 3.9 rpg, 3.6 apg and 1.9 spg in 2019-20

CAREER HIGHS

Pts.	33, Louisville (1/9/19)
Reb.	9, Two Times (12/9/20)
Asst.	9, Georgia Tech (2/8/20)
St.	7, West Virginia (12/8/18)

QUARAN MCPHERSON (KR-AAN) G / 6-3 / 199 / Fr. / Queens, N.Y.

	GP/GS	PPG	RPG	APG	SPG	FG%	3PT%	FT%
Season	0/0	0.0	0.0	0.0	0.0	.000	.000	.000
B1G	0/0	0.0	0.0	0.0	0.0	.000	.000	.000
Career	0/0	0.0	0.0	0.0	0.0	.000	.000	.000

Last Game: DNP

- ▶ True freshman guard who is slated to redshirt this season
- ▶ Energetic and talkative presence on sidelines who is always encouraging teammates
- ▶ Played at Link Year (Mo.) School, averaging 19 ppg and 4 apg, while helping team to 26-4 record
- ▶ Was teammates at Christ the King High School in 2018-19 with Kofi Cockburn and Tyson Walker

CAREER HIGHS

Pts.	N/A
Reb.	N/A
Asst.	N/A
St.	N/A

BRYCE MCGOWENS G / 6-7 / 179 / Fr. / Pendleton, S.C.

	GP/GS	PPG	RPG	APG	SPG	FG%	3PT%	FT%
Season	25/25	16.5	5.3	1.4	0.8	.402	.276	.830
B1G	14/14	16.1	4.7	1.1	0.8	.380	.286	.855
Career	25/25	16.5	5.3	1.4	0.8	.402	.276	.830

Last Game: 11 points (3-13 FG, 1-6 3PT, 4-4 FT) and four rebounds in 30 minutes

- ▶ Leads all Big Ten freshmen in scoring, is second in rebounding and posted eight 20+ point games
- ▶ Five-time Big Ten Freshman of the Week (Nov. 15, Nov. 29, Dec. 20, Jan. 31, Feb. 7)
- ▶ Top-25 recruit who was selected for Jordan Brand Classic and played in Iverson Classic selection
- ▶ South Carolina Player of the Year at Legacy Early College (21.6 ppg, 4.7 rpg, 3.1 apg) in 2020-21

CAREER HIGHS

Pts.	29, Two Times (last, 1/29/22)
Reb.	11, Southern (11/21/21)
Asst.	4, Four Times
St.	3, at Michigan (2/1/22)

KOBE WEBSTER G / 6-0 / 176 / Sr. / Indianapolis, Ind.

	GP/GS	PPG	RPG	APG	SPG	FG%	3PT%	FT%
Season	23/1	5.9	1.5	1.6	0.6	.357	.324	.656
B1G	14/1	5.2	1.6	1.6	0.5	.325	.302	.588
Career	135/91	13.1	3.1	2.6	0.8	.414	.370	.732

Last Game: Six points (2-5 FG, 2-4 3PT), an assist and steal in 22 minutes

- ▶ Had a season-high 20 points on 8-of-11 shooting, including four 3-pointers, vs. Creighton
- ▶ Played in all 27 games in 2020-21 averaging 8.1 ppg and 1.3 apg, including 12.8 ppg in last six games
- ▶ Three-year starter at Western Illinois who earned All-Summit League honors in 2018-19 and 2019-20
- ▶ Third-team CoSIDA Academic All-American who is working on master's in educational administration

CAREER HIGHS

Pts.	40, Omaha (2/22/20)
Reb.	10, Twice (last, 11/6/18)
Asst.	8, Twice (last, 11/11/17)
St.	4, St. Mary's (Minn.), 11/11/17

LAT MAYEN (LATT [RHYMES W/ MATT] MAY-EN) F / 6-9 / 217 / Jr. / Adelaide, Australia

	GP/GS	PPG	RPG	APG	SPG	FG%	3PT%	FT%
Season	24/24	5.3	4.0	0.8	0.5	.349	.280	.704
B1G	14/14	5.6	4.5	0.7	0.5	.364	.300	.647
Career	67/50	5.8	3.5	0.6	0.4	.379	.326	.746

Last Game: Seven points (3-5 FG, 1-3 3PT) with three rebounds and two assists in 23 minutes

- ▶ Has started NU's last 24 games after being slowed by several injuries over the summer and fall
- ▶ Started all 27 games in 2020-21, averaging 8.6 ppg, 4.5 rpg, including 25-point effort against Rutgers
- ▶ No. 18 JUCO player at Chipola (Fla.) College, averaging 11.8 ppg, 8.7 rpg and 2.7 apg in 2019-20
- ▶ Started college career at TCU, but played just 17 games before a knee injury ended his 2018-19 year

CAREER HIGHS

Pts.	25, Rutgers (3/1/21)
Reb.	13, at Iowa (3/4/21)
Asst.	4, South Dakota (12/1/20)
St.	3, Minnesota (2/9/22)

DERRICK WALKER JR. F / 6-9 / 239 / Jr. / Kansas City, Mo.

	GP/GS	PPG	RPG	APG	SPG	FG%	3PT%	FT%
Season	25/25	9.6	5.7	1.3	0.8	.693	.000	.696
B1G	14/14	9.4	4.9	1.1	0.9	.638	.000	.632
Career	105/41	4.0	3.1	0.7	0.4	.643	.000	.509

Last Game: Team-high 14 points (6-8 FG) and six rebounds in 26 minutes

- ▶ Averaging career highs in scoring, rebounds, steals and blocks and has three double-doubles
- ▶ Started last 16 games in 2020-21, averaging 5.9 ppg on 60 percent shooting and 4.8 rpg
- ▶ Spent two years at Tennessee, helping the Vols to an SEC title (2017-19) and NCAA Sweet 16 (2018-19)
- ▶ Working on his master's degree after being the first member of his family to graduate college

CAREER HIGHS

Pts.	16, Two Times (last, 1/5/22)
Reb.	13, at NC State (12/1/21)
Asst.	6, vs. Penn St. (3/10/21)
St.	4, vs. Ohio State (1/2/21)

TREVOR LAKES F / 6-8 / 220 / Sr. / Lebanon, Ind.

	GP/GS	PPG	RPG	APG	SPG	FG%	3PT%	FT%
Season	7/0	1.7	0.7	0.1	0.3	.333	.273	.500
B1G	3/0	0.0	1.3	0.3	0.3	.000	.000	.000
Career	105/57	9.9	3.8	0.7	0.4	.433	.399	.789

Last Game: DNP-Injury

- ▶ Fifth-year senior who has been out since Jan. 10 with a shoulder injury
- ▶ Planned to redshirt in 2020-21, but played in 14 games (3.2 ppg, 1.1 rpg) after being granted a free year
- ▶ Spent three seasons at Division II University of Indianapolis, and was a two-time all-conference pick
- ▶ Averaged 15.7 ppg, 6.2 rpg while leading his conference in 3-pointers per game (3.4/gm) in 2019-20

CAREER HIGHS

Pts.	27, Elmhurst (11/14/18)
Reb.	16, Quincy (1/3/19)
Asst.	4, William Jewell (2/17/18)
St.	4, Truman (2/15/20)

KEON EDWARDS G / 6-7 / 204 / Fr. / Houston, Texas

	GP/GS	PPG	RPG	APG	SPG	FG%	3PT%	FT%
Season	16/5	0.6	0.7	0.1	0.1	.211	.071	.500
B1G	7/0	0.7	0.3	0.0	0.0	.333	.333	.000
Career	21/5	0.9	0.7	0.1	0.1	.250	.118	.750

Last Game: DNP

- ▶ Transfer who has started five games after Trey McGowens' injury but has seen limited time recently
- ▶ Played at DePaul in 2020-21 after reclassifying in December of 2020, and played in five games
- ▶ Was the No. 41 player nationally by ESPN.com in the 2021 class before reclassifying,
- ▶ Averaged 14.3 ppg, 5.5 rpg, 2.6 apg, 2.4 spg and 1.9 bpg at Hillcrest Prep in 2019-20

CAREER HIGHS

Pts.	3, Twice (2/5/22)
Reb.	2, Three Times
Asst.	2, Twice (last, 12/22/21)
St.	1, Twice (last, 11/23/21)

DENIM DAWSON G / F / 6-6 / 185 / Fr. / San Bernardino, Calif.

	GP/GS	PPG	RPG	APG	SPG	FG%	3PT%	FT%
Season	0/0	0.0	0.0	0.0	0.0	.000	.000	.000
B1G	0/0	0.0	0.0	0.0	0.0	.000	.000	.000
Career	0/0	0.0	0.0	0.0	0.0	.000	.000	.000

Last Game: DNP

- ▶ Enrolled at Nebraska for the spring semester and will likely redshirt as he adjusts to college hoops
- ▶ Three-star recruit by both Rivals and 247Sports, and was rated just outside the top-250 recruits nationally by 247Sports in the class of 2022
- ▶ 16 ppg and 5 rpg at Orange Lutheran HS, which reached the Division 2AA CIF-SS quarterfinals in 2021

CAREER HIGHS

Pts.	N/A
Reb.	N/A
Asst.	N/A
St.	N/A

KEISEI TOMINAGA (KAY-SAY TOE-MAY-NAWGA) G / 6-2 / 178 / So. / Moriyama Nagoya Aichi, Japan

	GP/GS	PPG	RPG	APG	SPG	FG%	3PT%	FT%
Season	25/11	6.6	1.6	0.6	0.9	.392	.346	.813
B1G	14/8	5.0	1.7	0.8	0.6	.373	.319	.833
Career	25/11	6.6	1.6	0.6	0.9	.392	.346	.813

Last Game: Five points (1-6 FG, 1-6 3PT) with an assist in 12 minutes

- ▶ Has seven double-figure efforts, including a season-high 23 points vs. South Dakota (8/11 FG)
- ▶ Represented Japan in the Tokyo Olympics, ranking 3rd in scoring (6.9 ppg) to help Japan to medal round
- ▶ Spent two years at Ranger College, earning All-America honors in 2020-21 (16.3 ppg, 3.4 3/gm)
- ▶ Hit 198 3-pointers in two years and shot 48 percent from 3-point range in that span

CAREER HIGHS

Pts.	23, South Dakota (11/27/21)
Reb.	4, Kansas State (12/19/21)
Asst.	2, Three Times
St.	3, Three Times

WILHELM BREIDENBACH (BRIDE-EN-BOCK) F / 6-10 / 227 / Fr. / Rancho Santa Margarita, Calif.

	GP/GS	PPG	RPG	APG	SPG	FG%	3PT%	FT%
Season	10/0	3.7	2.7	0.6	1.0	.359	.150	.500
B1G	2/0	4.5	4.0	1.0	1.0	.400	.000	1.000
Career	10/0	3.7	0.6	2.7	1.0	.359	.150	.500

Last Game: DNP-Injury

- ▶ Had season-ending surgery on Dec. 22 after suffering a right leg injury against Michigan on Dec. 7
- ▶ Played in NU's first 10 games, averaging 3.7 points, 2.7 rebounds and 1.0 steals per game in 2021-22
- ▶ Top-100 recruit who was a four-year starter at Mater Dei High School for Coach Gary McKnight
- ▶ Averaged 15.5 ppg, 7.0 rpg, 2.8 rpg as a senior in helping Mater Dei to a 21-0 record before an injury

CAREER HIGHS

Pts.	9, Idaho State (11/19/21)
Reb.	5, South Dakota (11/27/21)
Asst.	2, Twice (last, 11/19/21)
St.	5, South Dakota (11/27/21)

OLEG KOJENETS (OH-LEG KO-YAH-NET) F / 7-0 / 220 / Fr. / Kaunas, Lithuania

	GP/GS	PPG	RPG	APG	SPG	FG%	3PT%	FT%
Season	0/0	0.0	0.0	0.0	0.0	.000	.000	.000
B1G	0/0	0.0	0.0	0.0	0.0	.000	.000	.000
Career	0/0	0.0	0.0	0.0	0.0	.000	.000	.000

Last Game: DNP

- ▶ True freshman forward who is slated to redshirt this season
- ▶ Was a three-star recruit who played just nine games at Western Reserve (Ohio) Academy in 2020-21
- ▶ Was invited to play for Lithuania at the FIBA U-19 Championships, but could not play due to injury
- ▶ Is just the fifth 7-footer to attend Nebraska in the last 60 years

CAREER HIGHS

Pts.	N/A
Reb.	N/A
Asst.	N/A
St.	N/A

EDUARDO ANDRE F / 6-11 / 236 / Fr. / London, England

	GP/GS	PPG
--	-------	-----

NEBRASKA BASKETBALL RADIO/TV ROSTER



0 | C.J. WILCHER
Fr. | G | 6-5 | 221
Plainfield, N.J.



1 | ALONZO VERGE JR.
Sr. | G | 6-3 | 164
Chicago, Ill.



2 | TREY MCGOWENS
Jr. | G | 6-4 | 196
Pendleton, S.C.



3 | QUARAN MCPHERSON
Fr. | G | 6-3 | 199
Queens, N.Y.



4 | JACKSON CRONIN
Fr. | G | 6-1 | 187
Great Neck, N.Y.



5 | BRYCE MCGOWENS
Fr. | G | 6-7 | 179
Pendleton, S.C.



10 | KOBE WEBSTER
Sr. | G | 6-0 | 176
Indianapolis, Ind.



11 | LAT MAYEN
Jr. | F | 6-9 | 217
Adelaide, Australia



12 | SAM HOIBERG
Fr. | G | 6-0 | 183
Lincoln, Neb.




13 | DERRICK WALKER JR.
Jr. | F | 6-9 | 239
Kansas City, Mo.



14 | TREVOR LAKES
Sr. | F | 6-8 | 220
Lebanon, Ind.



15 | CHRIS MCGRAW
So. | G | 6-0 | 176
Columbus, Ohio



21 | JACE PIATKOWSKI
Rfr. | G | 6-3 | 177
Omaha, Neb.



23 | KEON EDWARDS
Fr. | G | 6-7 | 204
Houston, Texas




24 | DENIM DAWSON
Fr. | G/F | 6-6 | 185
San Bernardino, Calif.



30 | KEISEI TOMINAGA
So. | G | 6-2 | 178
Moriyama Nagoya
Aichi, Japan



32 | WILHELM BREIDENBACH
Fr. | F | 6-10 | 227
Rancho Santa
Margarita, Calif.



33 | OLEG KOJENETS
Fr. | F | 7-0 | 223
Kaunas, Lithuania



35 | EDUARDO ANDRE
Fr. | F | 6-11 | 236
London, England



FRED HOIBERG
Head Coach



MATT ABDELMASSIH
Assistant Coach



ARMON GATES
Assistant Coach



NATE LOENSER
Assistant Coach



DOC SADLER
Special Assistant to
the Head Coach



LUCA VIRGILIO
Director of Basketball
Operations



KURT JOSEPH
Director of Men's
Basketball Strength &
Conditioning



MATT HOLT
Video Coordinator



BUZZY CARUTHERS
Director of Player
Development



R.J. PIETIG
Athletic Trainer



PAT NORRIS
Equipment Manager



SHERYL BURBACH
Assistant Director of
Basketball Operations



ATHAN KATSANTONIS
Recruiting
Coordinator



KEENAN HOLDMAN
Graduate Manager

THE LAST TIME...

Nebraska Team

Ranked in the top 5 (AP Poll) Never Happened
 Ranked in the top 10 (AP Poll) March 1, 1966
 Ranked in the top 20 (AP Poll) Jan. 2, 1995
 Ranked in the top 25 (AP Poll) Dec. 31, 2018 (No. 24)
 Ranked in the top 25 (USA Today Coaches Poll) Dec. 31, 2018 (No. 23)

Played AP Poll No. 1 ranked team lost at No. 1 Indiana (47-76), 2/13/2013
 Defeated AP Poll No. 1 ranked team at No. 1 Missouri (67-51), 2/6/1982
 Played AP Poll No. 2 ranked team lost at No. 2 Michigan (47-62), 1/9/13
 Defeated AP Poll No. 2 ranked team vs. No. 2 Oklahoma State (85-69), 2/5/1992
 Played Team Ranked 1-5 by AP lost at No. 5 Iowa (64-102), 3/4/2021
 Defeated Team Ranked 1-5 by AP vs. No. 3 Texas (70-67), 2/19/2011
 Played Team Ranked 6-10 by AP lost to No. 7 Purdue (65-93), 1/14/2022
 Defeated Team Ranked 6-10 by AP vs. No. 9 Wisconsin (77-68), 3/9/2014
 Defeated Team Ranked 11-25 by AP vs. No. 21 Maryland (68-61), 3/14/2019
 Defeated Team Ranked 1-10 by AP on Road at No. 9 Michigan State (60-51), 2/16/2014
 Defeated Ranked Team by AP on Road vs. No. 25 Indiana (66-51), 1/14/2019

Scored 100 or more points 100; at NC State, 12/1/2021
 Scored 90 or more points 100; at NC State, 12/1/2021
 Scored 80 or more points 88; vs. Kennesaw State, 12/22/2021
 Scored less than 50 points 48; vs. Wisconsin, 2/10/2021
 Scored less than 40 points 38; at Oregon, 12/15/2012
 Shot 75% from the field750, vs. Nebraska-Omaha (42-56), 1/25/1988 \$
 Shot 70% from the field723; vs. UNC Wilmington (34-47), 12/5/1997
 Shot 60% from the field628; vs. Northwestern (27-43), 2/3/2015

Made 50 or more free throws Never Happened
 Made 40 or more free throws 43, vs. Texas (43-59), 1/3/1996 - \$
 Made 30 or more free throws 37; vs. UTSA (37-50), 12/20/2017
 Made 25 or more free throws 26; vs. Sam Houston (26-36), 12/12/2021
 Attempted 60 or more free throws 60, vs. Kansas State (36-60), 1/11/1954 - \$
 Attempted 50 or more free throws 50, vs. UTSA (37-50), 12/20/2017
 Attempted 40 or more free throws 50, vs. UTSA (37-50), 12/20/2017
 Attempted 30 or more free throws 30, vs. Southern (24-30), 11/21/2021
 Shot 100% from the foul line (min 10 att.) 1.000; at Penn State (16-16), 1/19/2013
 Shot 95% from the foul line (min 10 att.) 1.000; at Penn State, (16-16), 1/19/2013
 Shot 90% from the foul line (min 10 att.)913; vs. Oklahoma State (21-23), 12/16/2018

Made 20 or more 3-pointers Never Happened
 Made 15 or more 3-pointers 15; vs. Kennesaw State (15-29), 12/22/2021
 Made 10 or more 3-pointers 15; vs. Kennesaw State (15-29), 12/22/2021
 Made 0 3-pointers 0; vs. Jacksonville State (0-5), 12/18/2012
 Held Opponent to 0 3-pointers 0; Southeastern Louisiana, 11/22/2015
 Attempted 40 or more 3-pointers 41; vs. Nevada (9-41), 11/26/2020 \$
 Attempted 30 or more 3-pointers 35; vs. Michigan (5-35), 12/7/2021
 Attempted 20 or more 3-pointers 20; Rutgers (6-20), 1/29/2022
 Shot 75% from 3-point range (min. 10 att.)750, vs. UT-Pan American (9-12), 12/2/2009 - \$
 Shot 60% from 3-point range (min. 10 att.)647; vs. USC (11-17), 12/3/2012
 Shot 50% from 3-point range (min. 10 att.)517; vs. Kennesaw State (15-29), 12/22/2021
 Shot 50% from 3-point range (min. 20 att.)500; vs. Illinois (6-12), 1/11/2022

Had 60 or more rebounds 60; vs. Oral Roberts, 12/22/1999
 Had 50 or more rebounds 51; vs. NC State, 12/1/2021

Had 30 or more assists 35, vs. Northeastern Illinois, 12/21/1994
 Had 25 or more assists 25; vs. Doane, 12/17/2020
 Had 20 or more assists 20; vs. Kennesaw State, 12/22/2021
 Had 15 or more assists 20; vs. Kennesaw State, 12/22/2021

Had 20 or more steals 23, vs. Texas Tech, 3/4/1999 - \$
 Had 15 or more steals 16, vs. McNeese State, 11/28/2020
 Had 10 or more steals 12; vs. Minnesota, 2/9/2022

Had 15 or more blocked shots 15, vs. Coppin State, Dec. 6, 1996 - \$
 Had 10 or more blocked shots 14; at Northwestern, 1/2/2018

Had 30 or more turnovers 31, at Creighton, 12/11/2005
 Had 20 or more turnovers 20; vs. Auburn, 3/11/2021
 Had 5 or less turnovers 5; vs. Purdue, 2/23/2019

Nebraska Player...

Had 20 or more points: 22; Alonzo Verge Jr. vs. Minnesota, 2/9/2022
 Had 25 or more points: 29; Bryce McGowens vs. Rutgers, 1/29/2022
 Had 30 or more points: 31; Alonzo Verge Jr. vs. Michigan, 12/7/2021
 Had 40 or more points: 41; Teddy Allen vs. Penn State, 2/23/2021
 Had 20 or more points in a half: 20; Lat Mayen vs. Rutgers (1st), 3/1/2021

Had No Player in Double Figures: vs. Ohio State, 1/21/2012
 Had Five Players with 10 or more points vs. Minnesota, 2/27/2021
 ...Dalano Banton (14), Derrick Walker (12), Trey McGowens (11), Kobe Webster (10), Thorir Thorbjarnarson (10)
 Had Six Players with 10 or more points vs. McNeese State, 11/25/2020
 Teddy Allen (14); Trey McGowens (14); Shamiel Stevenson (14) Dalano Banton;
 Kobe Webster (13); Lat Mayen (13)

Two Huskers with 20 or more points, same game: at NC State, 12/1/2021
 Alonzo Verge Jr. (25), Bryce McGowens (24)
 Two Huskers with 25 or more points, same game: vs. Western Illinois, 11/9/21
 Alonzo Verge Jr. (26), Bryce McGowens (25)
 Three Huskers with 20 or more points, same game: Iowa, 3/10/2019
 James Palmer Jr. (30), Glynn Watson Jr. (23), Isaiah Roby (23)
 Two Huskers with 30 or more points, same game: vs. Oregon, 11/25/1995
 Tyronn Lue (30) & Jaron Boone (30) - only time in school history

Had 10 or more rebounds: 10; Derrick Walker vs. Ohio State, 1/2/2022
 Had 15 or more rebounds: 19; Yvan Ouedraogo vs. Northwestern, 3/1/2020
 Had 20 or more rebounds: 21, Kimani Ffriend vs. Oral Roberts, 12/22/1999
 Had 25 or more rebounds: 26, Bill Johnson vs. Iowa State, 1/4/1954 - \$
 Two Huskers with 10 or more rebounds, same game: vs. Doane, 12/17/2020
 (Yvan Ouedraogo-13; Dalano Banton-11)
 Three Huskers with 10 or more rebounds, same game: vs. Texas Tech, 1/19/2000
 (Steffon Bradford 16; Kimani Ffriend 12; Louis Truscott 11)

Had 5 or more 3-pointers: 5; Keisei Tominaga at NC State (5-11), 12/1/2021
 Had 6 or more 3-pointers: 7; Kobe Webster at Northwestern (7-12), 3/7/2021
 Had 7 or more 3-pointers: 7; Kobe Webster at Northwestern (7-12), 3/7/2021
 Had 8 or more 3-pointers: 8; Cary Cochran, vs. Baylor (8-13), 2/27/2002 - \$

Had 5 or more assists: 5; Trey McGowens vs. Minnesota, 2/9/2022
 Had 10 or more assists: 12; Alonzo Verge Jr. vs. Kennesaw State, 12/22/2021
 Had 15 or more assists: 15; Charles Richardson vs. Rutgers, 12/2/2006
 Had 18 or more assists: 18; Brian Carr, at Evansville, 1/3/1985 - \$

Had 5 or more blocked shots: 5; Isaiah Roby vs. Northwestern, 2/16/2019
 Had 6 or more blocked shots: 6; Isaiah Roby vs. Eastern Illinois, 11/11/2017
 Had 7 or more blocked shots: 7; John Turek vs. Colorado, 3/2/2005
 Had 9 or more blocked shots: 9; Mikki Moore vs. Coppin State, 12/6/1996 - \$
 Had 10 or more blocked shots: Never Happened

Had 5 or more steals: 5; Wilhelm Breidenbach vs. South Dakota, 11/27/2021
 Had 6 or more steals: 6; Glynn Watson Jr. vs. Long Beach State, 11/26/2017
 Had 7 or more steals: 7; Brandon Richardson at Ohio State, 1/3/2012
 Had 8 or more steals: 8, Cookie Belcher vs. Oklahoma St., 2/7/2001 - \$
 Had 10 or more steals: Never Happened

Had Triple-Double (Points/Rebounds/Assists):
 10; Dalano Banton vs. Doane, 12/17/2020, 13/11/10

Had Two Players with Double-Doubles:
 Derrick Walker (12 pt./13 reb.) and Alonzo Verge Jr. (25 pt./11 asst.) at NC State, 12/1/21
 Had Double-Double (Points/Assists): Alonzo Verge Jr. at NC State (25/11), 12/1/2021
 Had Double-Double (Points/Rebounds): Derrick Walker vs. Ohio State (15/10), 1/2/2022
 Had Double-Double (Points/Steals): Never Happened
 Had Double-Double (Points/Blocks): Never Happened

\$ - School Record - # - Tied School record
 As of 2/16/2022

2021-22 GAME BY GAME

Team	FG-FGA	Pct.	3FG-3FGA	Pct.	FT-FTA	Pct.	O-D	Reb.	PF	A	TO	B	S	Pts.	W/L
Western Illinois at Nebraska	30-77 23-59	.390 .390	9-33 5-20	.273 .250	6-14 23-31	.429 .742	23-34 7-30	57 37	25 18	11 6	18 12	1 3	7 8	75 74	L
Sam Houston at Nebraska	24-64 22-54	.375 .407	9-30 4-22	.300 .182	8-16 26-36	.500 .722	16-29 10-30	45 40	30 16	10 10	18 11	1 6	4 8	65 74	W
Creighton at Nebraska	28-60 26-70	.467 .371	10-23 10-26	.435 .385	11-20 7-9	.550 .778	13-37 9-27	50 36	14 18	16 15	16 7	7 5	5 9	77 69	L
Idaho State at Nebraska	20-51 31-57	.392 .544	12-37 8-23	.324 .348	8-14 8-11	.571 .727	10-21 6-25	31 31	14 18	11 18	15 8	2 1	5 8	60 78	W
Southern at Nebraska	22-65 27-51	.338 .529	6-21 4-23	.286 .174	9-10 24-30	.900 .800	8-22 3-35	30 38	23 18	12 18	16 15	1 3	5 4	59 82	W
Tennessee State at Nebraska	26-64 28-53	.406 .528	13-33 6-25	.394 .240	8-15 17-27	.533 .630	12-25 6-29	37 35	21 13	15 18	13 10	2 2	3 6	73 79	W
South Dakota at Nebraska	25-59 28-61	.424 .459	12-25 9-23	.480 .391	8-16 18-26	.500 .692	13-27 9-26	40 35	21 16	16 18	18 10	1 4	8 10	70 83	W
at NC State Nebraska	33-90 40-96	.367 .417	6-35 9-37	.171 .243	32-43 11-15	.744 .733	25-45 14-35	70 49	19 29	12 18	20 16	11 4	9 11	104 100	L (4OT)
at Indiana Nebraska	23-57 23-61	.404 .377	8-22 5-22	.364 .227	14-17 4-5	.824 .800	8-33 5-27	41 32	12 18	10 9	15 14	5 1	7 9	68 55	L
Michigan at Nebraska	39-76 32-72	.513 .319	15-32 5-35	.469 .143	9-12 16-21	.750 .762	15-39 14-24	54 38	18 15	25 6	12 9	2 3	7 4	102 67	L
vs. No. 18 Auburn Nebraska	39-76 23-54	.513 .426	14-31 7-22	.452 .318	7-11 15-17	.636 .882	12-24 9-24	36 33	15 14	26 12	8 20	3 5	16 6	99 68	L
Kansas State at Nebraska	23-59 19-58	.390 .328	6-26 5-28	.231 .179	15-18 15-22	.833 .682	10-34 9-27	44 36	20 15	12 9	19 17	3 3	9 12	67 58	L
Kennesaw State at Nebraska	26-63 30-57	.413 .526	7-26 15-29	.269 .517	15-19 13-21	.789 .619	11-31 3-28	42 31	21 21	8 20	21 17	0 5	7 10	74 88	W
No. 13 Ohio State at Nebraska	30-63 27-65	.476 .415	16-34 8-23	.471 .348	11-14 17-23	.786 .739	13-29 11-23	42 34	19 16	17 13	16 8	5 0	4 9	87 79	L (OT)
at No. 10 Michigan State Nebraska	29-56 27-60	.518 .450	8-17 7-23	.471 .304	13-19 6-11	.684 .545	11-29 6-21	40 27	12 15	18 15	19 15	5 1	13 12	79 67	L
at Rutgers Nebraska	35-60 26-53	.583 .491	10-18 6-18	.556 .333	13-14 7-12	.929 .583	9-28 4-17	37 21	17 18	23 12	13 14	1 3	9 5	93 65	L
No. 25 Illinois Nebraska	31-66 27-59	.470 .458	7-19 6-12	.368 .500	12-19 11-14	.632 .786	15-27 6-25	42 31	15 15	13 13	9 11	8 2	6 4	81 71	L
at No. 7 Purdue Nebraska	32-65 26-57	.491 .456	9-29 8-19	.310 .421	19-27 5-13	.704 .385	14-27 8-23	41 31	16 21	19 14	10 17	5 1	7 6	92 65	L
Indiana at Nebraska	27-50 24-51	.540 .471	4-13 6-17	.308 .353	20-28 17-21	.714 .810	9-21 7-17	30 24	22 10	10 11	14 13	2 0	7 8	78 71	L
No. 11 Wisconsin at Nebraska	25-68 22-55	.362 .400	10-22 7-20	.455 .350	13-18 14-17	.722 .824	13-34 2-32	47 34	18 16	12 10	10 13	2 2	7 5	73 65	L
Rutgers at Nebraska	23-60 17-58	.383 .293	3-19 6-20	.158 .300	14-17 21-29	.824 .724	8-31 13-31	39 44	21 18	10 9	11 15	10 6	10 4	63 61	L
at Michigan Nebraska	28-60 30-59	.467 .508	2-15 7-18	.133 .389	27-33 12-15	.818 .800	12-27 4-20	49 24	17 22	14 9	11 11	2 2	5 6	85 79	L
Northwestern at Nebraska	32-66 23-51	.485 .451	13-13 7-18	.419 .389	10-12 10-19	.833 .526	9-30 4-26	39 30	18 14	14 13	11 15	4 4	11 4	87 63	L
Minnesota at Nebraska	22-56 28-58	.393 .483	7-21 7-18	.333 .389	14-17 15-28	.824 .536	8-29 8-26	37 34	19 15	7 10	18 11	4 4	4 12	65 78	W
at Iowa Nebraska	39-76 27-62	.513 .435	10-28 7-25	.357 .280	10-12 14-16	.833 .875	10-31 6-29	41 35	16 16	19 18	9 15	4 2	10 5	98 75	L

2021-22 SUPERLATIVES

2021-22 NEBRASKA TEAM GAME HIGHS

POINTS	100	at NC State (12/01/21)
	88	KENNESAW ST. (12/22/21)
	83	SOUTH DAKOTA (11/27/21)
FIELD GOALS MADE	40	at NC State (12/01/21)
	31	IDAHO ST. (11/19/21)
FIELD GOAL ATTEMPTS	96	at NC State (12/01/21)
	72	MICHIGAN (12/07/21)
FIELD GOAL PERCENTAGE	.544 (31-57)	IDAHO ST. (11/19/21)
	.529 (27-51)	SOUTHERN U. (11/21/21)
3 PT FIELD GOALS MADE	15	KENNESAW ST. (12/22/21)
	10	CREIGHTON (11/16/21)
3 PT FG ATTEMPTS	37	at NC State (12/01/21)
	35	MICHIGAN (12/07/21)
3 PT FG PERCENTAGE	.517 (15-29)	KENNESAW ST. (12/22/21)
	.500 (6-12)	ILLINOIS (01/11/22)
FREE THROWS MADE	26	SAM HOUSTON (11/12/21)
	24	SOUTHERN U. (11/21/21)
FREE THROW ATTEMPTS	36	SAM HOUSTON (11/12/21)
	31	WESTERN ILL. (11/09/21)
FREE THROW PERCENTAGE	.882 (15-17)	vs Auburn (12/11/21)
	.875 (14-16)	at Iowa (02/13/22)
REBOUNDS	49	at NC State (12/01/21)
	44	RUTGERS (01/29/22)
ASSISTS	20	KENNESAW ST. (12/22/21)
	18	Six Times
STEALS	12	MINNESOTA (02/09/22)
	12	at Michigan St. (1/5/2022)
	12	KANSAS ST. (12/19/21)
BLOCKED SHOTS	6	RUTGERS (01/29/22)
	6	SAM HOUSTON (11/12/21)
TURNOVERS	20	vs Auburn (12/11/21)
	17	at Purdue (01/14/22)
	17	KENNESAW ST. (12/22/21)
	17	KANSAS ST. (12/19/21)
FOULS	29	at NC State (12/01/21)
	22	at Michigan (02/01/22)

2021-22 OPPONENT TEAM GAME HIGHS

POINTS	104	at NC State (12/01/21)
	102	MICHIGAN (12/07/21)
	99	vs Auburn (12/11/21)
FIELD GOALS MADE	39	at Iowa (02/13/22)
	39	vs Auburn (12/11/21)
	39	MICHIGAN (12/07/21)
FIELD GOAL ATTEMPTS	90	at NC State (12/01/21)
	77	WESTERN ILL. (11/09/21)
FIELD GOAL PERCENTAGE	.583 (35-60)	at Rutgers (01/08/22)
	.540 (27-50)	INDIANA (01/17/22)
3 PT FIELD GOALS MADE	16	OHIO ST. (1/2/2022)
	15	MICHIGAN (12/07/21)
3 PT FG ATTEMPTS	37	IDAHO ST. (11/19/21)
	35	at NC State (12/01/21)
3 PT FG PERCENTAGE	.556 (10-18)	at Rutgers (01/08/22)
	.480 (12-25)	SOUTH DAKOTA (11/27/21)
FREE THROWS MADE	32	at NC State (12/01/21)
	27	at Michigan (02/01/22)
FREE THROW ATTEMPTS	43	at NC State (12/01/21)
	33	at Michigan (02/01/22)
FREE THROW PERCENTAGE	.929 (13-14)	at Rutgers (01/08/22)
	.900 (9-10)	SOUTHERN U. (11/21/21)
REBOUNDS	70	at NC State (12/01/21)
	57	WESTERN ILL. (11/09/21)
ASSISTS	26	vs Auburn (12/11/21)
	25	MICHIGAN (12/07/21)
STEALS	16	vs Auburn (12/11/21)
	13	at Michigan St. (1/5/2022)
BLOCKED SHOTS	11	at NC State (12/01/21)
	10	RUTGERS (01/29/22)
TURNOVERS	21	KENNESAW ST. (12/22/21)
	20	at NC State (12/01/21)
FOULS	30	SAM HOUSTON (11/12/21)
	25	WESTERN ILL. (11/09/21)

2021-22 NEBRASKA TEAM GAME LOWS

POINTS	55	at Indiana (12/04/21)
	58	KANSAS ST. (12/19/21)
	61	RUTGERS (01/29/22)
FIELD GOALS MADE	17	RUTGERS (01/29/22)
	19	KANSAS ST. (12/19/21)
FIELD GOAL ATTEMPTS	51	SOUTHERN U. (11/21/21)
	51	INDIANA (01/17/22)
	51	NORTHWESTERN (02/05/22)
FIELD GOAL PERCENTAGE	.293 (17-58)	RUTGERS (01/29/22)
	.319 (23-72)	MICHIGAN (12/07/21)
3 PT FIELD GOALS MADE	4	SAM HOUSTON (11/12/21)
	4	SOUTHERN U. (11/21/21)
3 PT FG ATTEMPTS	12	ILLINOIS (01/11/22)
	17	INDIANA (01/17/22)
3 PT FG PERCENTAGE	.143 (5-35)	MICHIGAN (12/07/21)
	.174 (4-23)	SOUTHERN U. (11/21/21)
FREE THROWS MADE	4	at Indiana (12/04/21)
	5	at Purdue (01/14/22)
FREE THROW ATTEMPTS	5	at Indiana (12/04/21)
	9	CREIGHTON (11/16/21)
FREE THROW PERCENTAGE	.385 (5-13)	at Purdue (01/14/22)
	.526 (10-19)	NORTHWESTERN (02/05/22)
REBOUNDS	21	at Rutgers (01/08/22)
	24	INDIANA (01/17/22)
	24	at Michigan (02/01/22)
ASSISTS	6	WESTERN ILL. (11/09/21)
	6	MICHIGAN (12/07/21)
STEALS	4	Five times
BLOCKED SHOTS	0	OHIO ST. (1/2/2022)
	0	INDIANA (01/17/22)
TURNOVERS	7	CREIGHTON (11/16/21)
	8	IDAHO ST. (11/19/21)
	8	OHIO ST. (1/2/2022)
FOULS	13	TENNESSEE ST. (11/23/21)

2021-22 OPPONENT TEAM GAME LOWS

POINTS	59	SOUTHERN U. (11/21/21)
	60	IDAHO ST. (11/19/21)
	63	RUTGERS (01/29/22)
FIELD GOALS MADE	20	IDAHO ST. (11/19/21)
	22	SOUTHERN U. (11/21/21)
	22	MINNESOTA (02/09/22)
FIELD GOAL ATTEMPTS	50	INDIANA (01/17/22)
	51	IDAHO ST. (11/19/21)
FIELD GOAL PERCENTAGE	.338 (22-65)	SOUTHERN U. (11/21/21)
	.367 (33-90)	at NC State (12/01/21)
3 PT FIELD GOALS MADE	2	at Michigan (02/01/22)
	3	RUTGERS (01/29/22)
3 PT FG ATTEMPTS	13	INDIANA (01/17/22)
	15	at Michigan (02/01/22)
3 PT FG PERCENTAGE	.133 (2-15)	at Michigan (02/01/22)
	.158 (3-19)	RUTGERS (01/29/22)
FREE THROWS MADE	6	WESTERN ILL. (11/09/21)
	7	vs Auburn (12/11/21)
FREE THROW ATTEMPTS	10	SOUTHERN U. (11/21/21)
	11	vs Auburn (12/11/21)
FREE THROW PERCENTAGE	.429 (6-14)	WESTERN ILL. (11/09/21)
	.500 (8-16)	SAM HOUSTON (11/12/21)
	.500 (8-16)	SOUTH DAKOTA (11/27/21)
REBOUNDS	30	SOUTHERN U. (11/21/21)
	30	INDIANA (01/17/22)
ASSISTS	7	MINNESOTA (02/09/22)
	8	KENNESAW ST. (12/22/21)
STEALS	3	TENNESSEE ST. (11/23/21)
	4	SAM HOUSTON (11/12/21)
	4	OHIO ST. (1/2/2022)
	4	MINNESOTA (02/09/22)
BLOCKED SHOTS	0	KENNESAW ST. (12/22/21)
	1	Five times
TURNOVERS	8	vs Auburn (12/11/21)
	12	at Indiana (12/04/21)
FOULS	12	at Michigan St. (1/5/2022)

2021-22 SUPERLATIVES

WON/LOSS MARGIN

	1	2	3	4	5	6	7	8	9	10	11	12	13	14	15	16	17	18	19	20	+20
Husker Wins	0	0	0	0	0	1	0	0	1	0	0	0	2	1	0	0	0	1	0	0	1
Husker Losses	1	1	0	1	0	1	1	3	1	1	0	1	1	0	0	0	0	0	0	0	6

2021-22 INDIVIDUAL GAME HIGHS

Points	31	Alonzo Verge Jr. vs Michigan (12/07/21)
	29	Bryce McGowens vs Rutgers (01/29/22)
	29	Bryce McGowens vs Sam Houston (11/12/21)
	26	Alonzo Verge Jr. vs Western Ill. (11/09/21)
Field Goals Made	12	Alonzo Verge Jr. vs Michigan (12/07/21)
	11	Alonzo Verge Jr. at NC State (12/01/21)
Field Goal Att.	23	Bryce McGowens at NC State (12/01/21)
	22	Alonzo Verge Jr. at NC State (12/01/21)
FG Pct (min 5 made)	1.000 (7-7)	Walker, Derrick vs Tennessee St. (11/23/21)
	1.000 (5-5)	Walker, Derrick vs Idaho St. (11/19/21)
3-Point FG Made	5	Tominaga, Keisei at NC State (12/01/21)
	5	Tominaga, Keisei vs South Dakota (11/27/21)
3-Point FG Att.	11	Tominaga, Keisei vs Michigan (12/07/21)
	11	Tominaga, Keisei at NC State (12/01/21)
3-Pt FG Pct (min 2 made)	1.000 (2-2)	Mayen, Lat vs Illinois (01/11/22)
	.833 (5-6)	Tominaga, Keisei vs South Dakota (11/27/21)
Free Throws Made	14	Bryce McGowens vs Rutgers (01/29/22)
	10	Bryce McGowens vs Southern U. (11/21/21)
	10	Bryce McGowens vs Western Ill. (11/09/21)
Free Throw Att.	18	Bryce McGowens vs Rutgers (01/29/22)
	12	Bryce McGowens vs Western Ill. (11/09/21)
FT Pct (min 3 made)	1.000 (10-10)	Bryce McGowens vs Southern U. (11/21/21)
	1.000 (6-6)	Bryce McGowens vs Wisconsin (01/27/22)
	1.000 (6-6)	Bryce McGowens at Rutgers (01/08/22)
	1.000 (6-6)	Alonzo Verge Jr. vs Michigan (12/07/21)
	1.000 (6-6)	Alonzo Verge Jr. vs Southern U. (11/21/21)
Rebounds	13	Walker, Derrick at NC State (12/01/21)
	13	Alonzo Verge Jr. vs Western Ill. (11/09/21)
Assists	12	Alonzo Verge Jr. vs Kennesaw St. (12/22/21)
	11	Alonzo Verge Jr. at NC State (12/01/21)
Steals	5	Breidenbach, Wilhelm vs South Dakota (11/27/21)
	4	Alonzo Verge Jr. vs Indiana (01/17/22)
	4	Walker, Derrick vs Ohio St. (1/2/2022)
	4	Alonzo Verge Jr. vs Kansas St. (12/19/21)
	4	Alonzo Verge Jr. vs Sam Houston (11/12/21)
Blocked Shots	3	Derrick Walker vs Kennesaw St. (12/22/21)
	2	Walker, Derrick vs Minnesota (02/09/22)
	2	Andre, Eduardo vs Northwestern (02/05/22)
	2	Andre, Eduardo vs Rutgers (01/29/22)
	2	Trey McGowens vs Rutgers (01/29/22)
	2	Alonzo Verge Jr. vs Auburn (12/11/21)
	2	Walker, Derrick vs Auburn (12/11/21)
	2	Walker, Derrick at NC State (12/01/21)
	2	Walker, Derrick vs Southern U. (11/21/21)
	2	Walker, Derrick vs Creighton (11/16/21)
	2	Breidenbach, Wilhelm vs Creighton (11/16/21)
	2	Walker, Derrick vs Sam Houston (11/12/21)
Turnovers	7	Alonzo Verge Jr. vs Kennesaw St. (12/22/21)
	7	Alonzo Verge Jr. vs Auburn (12/11/21)
Minutes	58	Bryce McGowens at NC State (12/01/21)
	54	Alonzo Verge Jr. at NC State (12/01/21)

2021-22 OPPONENT GAME HIGHS

Points	39	Dereon Seabron at NC State (12/01/21)
	37	Keegan Murray at Iowa (02/13/22)
	35	Malaki Branham vs Ohio St. (1/2/2022)
	31	Savion Flagg vs Sam Houston (11/12/21)
	29	Trent Frazier vs Illinois (01/11/22)
	29	Ron Harper Jr. at Rutgers (01/08/22)
Field Goals Made	15	Keegan Murray at Iowa (02/13/22)
	13	Malaki Branham vs Ohio St. (1/2/2022)
Field Goal Att.	22	Savion Flagg vs Sam Houston (11/12/21)
	21	Keegan Murray at Iowa (02/13/22)
	21	Dereon Seabron at NC State (12/01/21)
FG Pct (min 5 made)	.833 (5-6)	Malik Hall at Michigan St. (1/5/2022)
	.778 (7-9)	Max Christie at Michigan St. (1/5/2022)
3-Point FG Made	6	Boo Buie vs Northwestern (02/05/22)
	6	Malaki Branham vs Ohio St. (1/2/2022)
	6	Dedric Boyd vs Tennessee St. (11/23/21)
3-Point FG Att.	11	Boo Buie vs Northwestern (02/05/22)
	11	Dedric Boyd vs Tennessee St. (11/23/21)
	11	Brion Whitley vs Southern U. (11/21/21)
3-Pt FG Pct (min 2 made)	1.000 (3-3)	Terrance Williams II vs Michigan (12/07/21)
	1.000 (2-2)	Aundre Hyatt at Rutgers (01/08/22)
	1.000 (2-2)	Dean Reiber at Rutgers (01/08/22)
	1.000 (2-2)	Mark Smith vs Kansas St. (12/19/21)
	1.000 (2-2)	Kenny Cooper vs Tennessee St. (11/23/21)
Free Throws Made	17	Dereon Seabron at NC State (12/01/21)
	10	Ron Harper Jr. at Rutgers (01/08/22)
Free Throw Att.	20	Dereon Seabron at NC State (12/01/21)
	10	Trent Frazier vs Illinois (01/11/22)
	10	Ron Harper Jr. at Rutgers (01/08/22)
FT Pct (min 3 made)	1.000 (10-10)	Ron Harper Jr. at Rutgers (01/08/22)
	1.000 (7-7)	Terrell Burden vs Kennesaw St. (12/22/21)
	1.000 (6-6)	Hunter Dickinson at Michigan (02/01/22)
	1.000 (6-6)	Sasha Stefanovic at Purdue (01/14/22)
	1.000 (6-6)	Xavier Johnson at Indiana (12/04/21)
	1.000 (5-5)	Ismael Massoud vs Kansas St. (12/19/21)
Rebounds	19	Dereon Seabron at NC State (12/01/21)
	14	Zed Key vs Ohio St. (1/2/2022)
Assists	8	Paul Mulcahy at Rutgers (01/08/22)
	8	DeVante' Jones vs Michigan (12/07/21)
	8	Kenny Cooper vs Tennessee St. (11/23/21)
Steals	5	Walker Kessler vs Auburn (12/11/21)
	5	Zep Jasper vs Auburn (12/11/21)
Blocked Shots	8	Ebenezer Dowuona at NC State (12/01/21)
	4	Clifford Omoruyi vs Rutgers (01/29/22)
	4	Omar Payne vs Illinois (01/11/22)
	4	Trayce Jackson-Davis at Indiana (12/04/21)
Turnovers	7	A.J. Hoggard at Michigan St. (1/5/2022)
	7	Dereon Seabron at NC State (12/01/21)

2021-22 HUSKER LINEUPS

No.	Starting Lineup	Record
1.	B. McGowens, T. McGowens, Verge Jr., Walker, Wilcher	0-1
2.	Mayen, B. McGowens, T. McGowens, Verge Jr., Walker	2-5
3.	Edwards, Mayen, B. McGowens, Verge Jr., Walker	4-1
4.	Mayen, B. McGowens, Tominaga, Verge Jr., Walker	1-10
5.	Mayen, B. McGowens, T. McGowens, Walker, Webster	0-1

2021-22 GAME RECAPS

Date	Opponent	Result	Record (B1G)	Attend.	Nebraska Individual Leaders			
					Points	Rebounds	Assists	Steals
11/9	Western Illinois	L, 74-75	0-1 (0-0)	15,312	Verge (26)	Verge (13)	Verge (5)	T. McGowens, Tominaga (3)
11/12	Sam Houston	W, 74-65	1-1 (0-0)	15,474	McGowens (29)	T. McGowens (9)	Verge (7)	Verge (4)
11/16	Creighton	L, 69-77	1-2 (0-0)	15,939	Webster (20)	4 players (5)	Verge (4)	Wilcher, Webster (2)
11/19	Idaho State	W, 78-60	2-2 (0-0)	15,274	Walker (14)	B. McGowens (7)	Webster (5)	Wilcher (2)
11/21	Southern	W, 82-59	3-2 (0-0)	15,252	B. McGowens (18)	B. McGowens (11)	Three players (4)	Webster, B. McGowens (2)
11/23	Tennessee State	W, 79-73	4-2 (0-0)	15,236	B. McGowens, Verge (18)	B. McGowens, Walker (6)	Verge (10)	Verge (3)
11/27	South Dakota	W, 83-70	5-2 (0-0)	15,685	Tominaga (23)	B. McGowens (8)	Verge (5)	Breidenbach (5)
12/1	at NC State	L 100-104 (4OT)	5-3 (0-0)	11,562	Verge (25)	Walker (13)	Verge (11)	Verge (3)
12/4	at Indiana	L, 55-68	5-4 (0-1)	17,222	Verge (15)	Verge, B. McGowens (5)	Verge (3)	Walker, Webster, Andre (2)
12/7	Michigan	L, 67-102	5-5 (0-2)	15,426	Verge (31)	Verge (8)	Verge (3)	Briedenbach (2)
12/11	vs. No. 18 Auburn	L, 68-99	5-6 (0-2)		Wilcher (17)	Walker (10)	Walker, Verge (4)	Tominaga (3)
12/19	Kansas State	L, 58-67	5-7 (0-2)	15,043	Verge (21)	Walker (9)	Verge (5)	Verge (4)
12/22	Kennesaw State	W, 88-74	6-7 (0-2)	14,519	Tominaga (18)	Verge (7)	Verge (12)	Verge, B. McGowens (2)
1/2	No. 13 Ohio State	L, 79-88 (OT)	6-8 (0-3)	14,478	McGowens (18)	Walker (10)	Verge (4)	Walker (4)
1/5	at No. 10 Michigan St.	L, 67-79	6-9 (0-4)	14,797	Walker (16)	Four players (4)	Verge (5)	Four players (2)
1/8	at Rutgers	L, 65-93	6-10 (0-5)	8,000	B. McGowens (17)	Walker (6)	Verge (4)	Five players (1)
1/11	No. 25 Illinois	L, 71-81	6-11 (0-6)	14,069	B. McGowens (19)	Walker (7)	Verge (9)	Four players (1)
1/14	at No. 7 Purdue	L, 65-92	6-12 (0-7)	14,804	Tominaga (11)	Mayen (8)	Webster (5)	Tominaga (2)
1/17	Indiana	L, 71-77	6-13 (0-8)	15,290	B. McGowens (20)	B. McGowens, Andre (5)	Verge (4)	Verge (4)
1/27	No. 11 Wisconsin	L, 65-73	6-14 (0-9)	15,385	B. McGowens (23)	Mayen, Walker, Verge (5)	Walker (4)	Mayen (2)
1/29	Rutgers	L, 61-63	6-15 (0-10)	15,671	B. McGowens (29)	Mayen (8)	Mayen (3)	Four players (1)
2/1	at Michigan	L, 79-85	6-16 (0-11)	9,301	B. McGowens (24)	B. McGowens (6)	Verge (3)	B. McGowens (3)
2/5	Northwestern	L, 63-87	6-17 (0-12)	15,609	Wilcher (15)	Walker (6)	Verge (6)	Verge (2)
2/9	Minnesota	W, 78-76	7-17 (1-12)	15,303	Verge (22)	Walker, T. McGowens (7)	McGowens (5)	Mayan, Verge (3)
2/13	at Iowa	L, 75-98	7-18 (1-13)	13,772	Walker (14)	Walker (6)	Verge (6)	T. McGowens (2)

THE LAST TIME...

Nebraska...	A Nebraska Opponent...
Scored 100 or more points.....100; at NC State, 12/1/21	102; Michigan, 12/7/21
Scored 90 or more points.....100; at NC State, 12/1/21	98; at Iowa, 2/13/22
Scored 41 to 50 points.....48; Wisconsin, 2/10/21	50; Northwestern, 2/16/19
Scored 40 or fewer points.....38; at Oregon, 12/15/12	38; Southwest Minnesota State, 12/28/18
Shot 70% from the field......723; vs. UNC Wilmington 12/5/97 (34-47)	.723; Kansas, 2/2/85 (34-47)
Shot 60% from the field......628; vs. Northwestern, 2/3/15 (27-43)	.630; Michigan, 3/5/17 (34-54)
Shot 90% from the free throw line (Min 10 attempts)......909; vs. Southwest Minnesota State, 12/28/18 (10-11)	.929; at Rutgers, 1/8/22 (13-14)
Made 10, 3-Point Field Goals.....15; Kennesaw State, 12/22/2021 (15-29)	10, at Iowa, 2/13/22 (10-28)
Had 60 rebounds.....60; vs. Oral Roberts, 12/22/99	70; at NC State, 12/1/21
Had 50 rebounds.....51; at NC State, 12/1/21	54; Michigan, 12/7/21
Had 30 assists.....35, vs. Northeastern Illinois, 12/21/94	32; at Minnesota, 3/8/20
Had 15 steals.....16, vs. McNeese State, 11/25/20	16; at Creighton, 12/11/2020
Had 10 blocked shots.....14; at Northwestern, 1/2/18	11; at NC State, 12/1/21
Had 10 or fewer turnovers.....8; Ohio State, 1/2/22	9; at Iowa, 2/13/2022
Had 20 or more turnovers.....20; vs. Auburn, 12/11/21	21; Kennesaw State, 12/22/21
Had three players with 20 points.....vs. Iowa, 3/10/19	Michigan, 1/14/17
.....(Palmer Jr. 27; Watson Jr. 23; Roby 23)	(Wagner 23, Irvin 21, Walton 20)
Had three players with 10 rebounds.....vs. Texas Tech, 1/19/00	at Kansas, 1/9/02
.....(Bradford 16, Ffriend 12, Truscott 11)	(Collision 13, Gooden 12, Simien 10)
Had five players reach double-figure points.....vs. Minnesota, 2/27/21	Auburn, 12/11/21
.....(Banton-14; Walker-12; McGowens-11; Webster-10; Thorbjarnarson-10)	(Smith-21; Green-19; Cambridge-14; Johnson-12; Williams-10)
Had a player score 40 points.....41; Teddy Allen vs. Penn State 2/23/21	41; Marcus Carr, Minnesota, 2/27/21
Had a player score 30 points.....41; Teddy Allen vs. Penn State 2/23/21	37. Keegan Murray, Iowa, 2/13/22
Had a player grab 15 rebounds.....19; Yvan Ouedraogo vs. Northwestern, 3/1/20	19; Dereon Seabron, NC State, 12/1/21
Had a player dish out 10 assists.....12; Alonzo Verge Jr. vs. Kennesaw State, 12/22/21	11; Marcus Carr, at Minnesota, 3/8/20
Had a player collect five steals.....5; Wilhelm Breidenbach vs. South Dakota, 11/27/21	5; Walker Kessler and Zep Jasper, vs. Auburn, 12/11/21
Had a player block five shots.....5; Isaiah Roby vs. Maryland, 2/6/18	8; Evebezer Dowuowa, NC State, 12/1/2021
Had a player with a triple double.....13 pt/11 reb/10 asst.; Dalano Banton vs. Doane, 12/17/20	

SPECIALITY STATS

MISC. REVIEW

Nebraska Record When:	All (W)	All(L)	H(W)	H(L)	A (W)	A (L)							
Ahead at Halftime	5	6	5	4	0	2	Rebounds are Even	1	0	1	0	0	0
Behind at Halftime	2	11	2	6	0	5	Committing More TOs than Opp	0	8	0	5	0	3
Tied at Halftime	0	0	0	0	0	0	Committing Fewer TOs than Opp	7	8	7	5	0	3
Bench Outscores Opponent's	6	5	6	3	0	2	Turnovers are Even	0	1	0	0	0	1
Opponent Bench Outscores NU	1	11	1	7	0	4	Leading with 5:00 left	7	4	7	2	0	2
Bench scoring is even	0	1	0	0	0	1	Trailing with 5:00 left	0	13	0	8	0	5
Shooting 50% or Better	4	1	4	0	0	1	Tied with 5:00 left	0	0	0	0	0	0
Shooting Under 50%	3	16	3	10	0	6	In Overtime	0	2	0	1	0	1
Opp. Shoots 50% or Better	0	5	0	2	0	3	Scoring 80 or more points	3	1	3	0	0	1
Opp. Shoots Under 50%	7	12	7	8	0	4	Scoring 61 to 79 points	4	14	4	9	0	5
Outshooting Opponent (pct.)	7	3	7	1	0	2	Scoring 60 or fewer points	0	2	0	1	0	1
Outshot by Opponent (pct.)	0	13	0	8	0	5	Allowing 80 or more points	0	9	0	4	0	5
Shooting is even	0	1	0	1	0	0	Allowing 61 to 79 points	5	8	5	6	0	2
Outrebounding Opponent	1	1	1	1	0	0	Allowing 60 or fewer points	2	0	2	0	0	0
Outrebounded by Opponent	5	16	5	9	0	7							

MISC. TOTALS

Biggest margin of victory	23, Southern (11/21)	Largest halftime lead surrendered in loss	9, at Michigan (2/1)
Biggest margin of defeat	35, Michigan (12/7)	Largest lead at any time	28, Southern (11/21)
Largest deficit overcome in win.....	10, Sam Houston (11/12)	Largest deficit at any time	35, Michigan (12/7); Northwestern (2/5)
Largest halftime deficit overcome in win	5, Sam Houston (11/12)	Largest runs without opponent scoring	15, South Dakota (11/27); Kennesaw State (12/22)
Largest lead surrendered in loss.....	14, at NC State (12/1)	Largest opponent run without NU scoring.....	14, at NC State (12/1); vs. Auburn (12/11); at Purdue (1/14)

SPECIALITY STATS

Opponent	NU-Opp Paint	NU-Opp off TO	NU-Opp 2nd Ch.	NU-Opp Bench	Largest Lead	Largest Deficit	Tip	1st Sub(s)
Western Illinois	30-42	21-13	8-22	3-18	7 (6:54, 1st)	7 (13:54 1st)	W	Tominaga, Breidenbach
Sam Houston	36-24	18-8	14-14	17-12	11 (0:35, 2nd)	10 (1st, 7:22)	W	Wilcher, Tominaga
Creighton	30-34	24-7	9-12	42-11	4 (18:45, 1st)	19 (1st, 10:27)	L	Breidenbach
Idaho State	42-14	25-6	7-8	37-12	26 (5:14, 2nd)	3 (1st, 14:36)	W	Wilcher
Southern	46-20	23-6	4-3	33-32	28 (2:34, 2nd)	-	L	Wilcher
Tennessee State	34-18	21-12	9-11	20-37	10 (16:11, 1st)	4 (1st, 2:18)	L	Wilcher, Breidenbach
South Dakota	36-26	24-7	5-20	43-17	23 (4:50, 2nd)	6 (1st, 9:19)	L	Wilcher, Webster
at NC State	52-46	13-20	7-22	31-19	14 (9:51, 2nd)	9 (1st, 10:05)	L	Wilcher
at Indiana	28-28	11-21	6-6	17-26	10 (13:26, 1st)	15 (2nd, 9:13)	L	Wilcher, Webster, Andre
Michigan	34-42	8-11	10-18	12-38	-	(35, 2nd, 1:41)	L	Wilcher, Andre
vs. No. 18 Auburn	26-48	10-30	10-17	25-41	1 (17:10, 1st)	32 (2nd, 6:51)	L	Wilcher
Kansas State	28-34	11-22	6-15	6-23	10 (1st, 8:48)	10 (2nd, 0:26)	L	Wilcher, Webster, Andre
Kennesaw State	28-34	19-20	3-10	26-23	25 (2nd, 8:10)	8 (1st, 14:10)	W	Webster
No. 13 Ohio State	38-28	14-6	12-12	25-14	5, (2nd, 2:10)	8 (1st, 11:36)	W	Wilcher, Webster
at No. 10 Michigan State	34-28	20-16	7-16	27-27	5 (1st, 15:05)	16 (2nd, 1:55)	L	Wilcher
at Rutgers	34-44	13-25	9-7	22-32	5 (1st, 15:51)	30 (2nd, 0:55)	L	Wilcher, Webster
No. 25 Illinois	36-44	12-14	10-13	10-12	12 (1st, 15:59)	10 (2nd, 1:05)	L	Andre
at No. 7Purdue	24-46	7-28	4-21	20-36	-	30 (2nd, 9:06)	L	Andre
Indiana	34-36	14-20	6-9	17-21	-	10 (1st, 6:51)	L	T. McGowens
No. 11 Wisconsin	26-30	14-14	3-7	12-10	5 (1st, 13:20)	18 (2nd, 12:14)	L	Webster, Andre
Rutgers	22-28	13-10	14-14	4-20	11 (1st, 11:04)	3 (2nd, 0:10)	L	Wilcher, Andre
at Michigan	36-36	17-19	4-18	26-9	10 (1st, 4:57)	10 (2nd, 13:57)	L	Wilcher
Northwestern	30-36	15-22	0-4	30-32	2 (1st, 14:36)	35 (2nd, 6:01)	L	Wilcher, Andre
Minnesota	40-22	25-12	12-7	17-11	20 (2nd, 11:43)	-	L	Wilcher
at Iowa	40-50	9-24	7-14	31-34	4 (1st, 14:03)	36 (2nd, 14:26)	L	Andre



CAREER STATS

Year	GP	GS	Min	Avg	Total					Rebounds					PF	FO	Ast	TO	Blk	Stl	Pts	Avg			
					FG	FGA	Pct	3FG	3FGA	Pct	FT	FTA	Pct	Off									Def	Tot	Avg
2020-21*	14	1	131	9.4	17	39	.436	10	26	.385	2	2	1.000	4	6	10	0.7	8	0	4	6	0	4	46	3.3
2021-22	25	1	616	24.6	70	159	.440	41	105	.390	15	25	.600	15	49	64	2.6	29	1	21	25	3	21	196	7.8
TOTAL	25	1	616	24.6	70	159	.440	41	105	.390	15	25	.600	15	49	64	2.6	29	1	21	25	3	21	196	7.8
All*	39	2	747	19.2	87	198	.439	51	131	.389	17	27	.630	19	55	74	1.9	37	1	25	31	3	25	242	6.2

*-Statistics from Xavier

MISC. STATS

Category	2021-22	Career
Double-Figure Scoring	9	10
Double-Figure Rebounding	0	0
Double-Figure Assists	0	0
Double-Doubles	0	0
Led NU in Scoring	2	2
Led NU in Rebounding	0	0
Led NU in Assists	1	1
20+ Point Games	0	0
30+ Point Games	0	0
40+ Point Games	0	0

2021-22 GAME-BY-GAME TOTALS

Opponent	Date	GS	Min	TOTAL			3-PTS			REBOUNDS			PF	FO	A	TO	Blk	Stl	Pts	Avg					
				FG	FGA	Pct	3FG	3FGA	Pct	FT	FTA	Pct									Off	Def	Tot	Avg	
W. Illinois	11/9/21	*	32	2	4	.500	2	4	.500	1	2	.500	0	3	3	3.0	3	0	1	3	0	7	7.0		
Sam Houston	11/12/21		18	1	4	.250	0	3	.000	1	2	.500	1	3	4	3.5	0	0	0	1	0	1	3	5.0	
Creighton	11/16/21		31	6	11	.545	3	6	.500	0	0	.000	1	3	4	3.7	1	0	1	1	0	2	15	8.3	
Idaho State	11/19/21		24	4	5	.800	2	3	.667	0	0	.000	2	2	4	3.8	1	0	2	2	0	3	10	8.8	
Southern	11/21/21		26	1	3	.333	1	3	.333	0	0	.000	0	2	2	3.4	2	0	4	1	0	0	3	7.6	
Tennessee State	11/23/21		27	5	10	.500	3	7	.429	2	2	1.000	0	4	4	3.5	1	0	1	1	0	0	15	8.8	
South Dakota	11/27/21		20	2	6	.333	1	3	.333	0	0	.000	3	1	4	3.6	1	0	2	0	1	0	5	8.3	
at NC State	12/1/21		37	1	8	.125	0	7	.000	0	0	.000	0	4	4	3.6	5	1	2	0	0	2	7.5		
at Indiana	12/4/21		24	1	4	.250	1	4	.250	0	0	.000	0	3	3	3.6	0	0	1	2	0	1	3	7.0	
Michigan	12/7/21		18	1	8	.125	0	5	.000	0	0	.000	2	2	2	3.4	1	0	0	0	0	1	2	6.5	
vs. No. 18 Auburn	12/11/21		25	6	9	.667	4	6	.667	1	2	.500	1	0	1	3.2	2	0	0	2	0	0	17	7.5	
Kansas State	12/19/21		24	1	5	.200	1	4	.250	3	4	.750	1	2	3	3.2	1	0	0	1	0	2	6	7.3	
Kennesaw State	12/22/21		16	3	4	.750	1	2	.500	1	2	.500	0	0	0	2.9	1	0	0	1	1	1	8	7.4	
No. 13 Ohio State	1/2/22		34	5	8	.625	3	4	.750	0	0	.000	1	0	1	2.8	2	0	1	0	0	0	13	7.8	
at No. 10 Michigan St.	1/5/22		21	4	9	.444	2	4	.500	0	1	.000	0	1	1	2.7	1	0	0	0	0	1	10	7.9	
at Rutgers	1/8/22		26	4	6	.667	2	4	.500	1	2	.500	0	0	0	2.5	1	0	1	0	0	0	11	8.1	
No. 25 Illinois	1/11/22		22	2	5	.400	1	3	.333	1	2	.500	1	1	2	2.5	0	0	0	1	0	1	6	8.0	
at No. 7 Purdue	1/14/22		28	4	7	.571	2	5	.400	0	0	.000	0	1	1	2.4	1	0	1	1	0	0	10	8.1	
Indiana	1/17/22		20	2	5	.400	1	3	.333	1	2	.500	1	2	3	2.4	0	0	1	0	0	0	6	8.0	
No. 11 Wisconsin	1/27/22		19	1	6	.167	1	4	.250	0	0	.000	0	2	2	2.4	0	0	1	0	1	1	3	7.8	
Rutgers	1/29/22		23	1	6	.167	1	3	.333	1	2	.500	2	4	6	2.6	1	0	1	2	0	1	4	7.6	
at Michigan	2/1/22		32	2	4	.500	2	3	.667	2	2	1.000	0	4	4	2.6	1	0	0	1	0	2	8	7.6	
Northwestern	2/5/22		28	6	10	.600	3	6	.500	0	0	.000	0	1	1	2.6	0	0	1	2	1	1	15	7.9	
Minnesota	2/9/22		20	3	5	.600	3	5	.600	0	0	.000	1	2	3	2.6	1	0	0	1	0	0	9	8.0	
at Iowa	2/13/22		21	2	7	.286	1	4	.250	0	0	.000	0	2	2	2.6	2	0	1	1	0	1	5	7.8	
Totals			1	616	70	159	.440	41	105	.390	15	25	.600	15	49	64	2.6	29	1	21	25	3	21	196	7.8

SEASON/NEB/CAREER HIGHS

Points	
Season:	17, vs. Auburn (12/11/21)
College Career:	Same
Rebounds	
Season:	6, Rutgers (1/29/22)
College Career:	6, Two times (last, 1/29/22)
Field Goals	
Season:	6, Three times (last, 2/5/22)
College Career:	Same
3-Point Field Goals	
Season:	4, vs. Auburn (12/11/21)
College Career:	Same
Free Throws	
Season:	3, Kansas State (12/19/21)
College Career:	Same
Free Throw Attempts	
Season:	4, Kansas State (12/19/21)
College Career:	Same
Assists	
Season:	4, Southern (11/21/21)
College Career:	same
Steals	
Season:	3, Idaho State (11/19/21)
College Career:	Same
Blocks	
Season:	1, Three times (last, 2/5/22)
College Career:	same
Minutes Played	
Season:	38, at NC State (12/1/21)
College Career:	Same

NOTING C.J. WILCHER

- Former top-100 recruit who has become one of NU's top scorers off the bench with nine double-figure efforts
- Had five points and an assist in 21 minutes at Iowa
- Totaled nine points on 3-of-5 shooting from 3-point range and added three boards in the win over Minnesota
- Led NU with 15 points, including a trio of 3-pointers, against Northwestern
- Had eight points, including a pair of 3-pointers, along with four rebounds and two steals at Michigan
- Finished with four points and a career-high six rebounds vs. Rutgers
- Had six points in 20 minutes in the loss to Indiana
- Reached double figures with 10 points, including a pair of 3-pointers, in the loss to No. 7 Purdue
- Had 11 points and an assist in 26 minutes at Rutgers
- Gave the Huskers a spark with 10 points in 21 minutes at No. 10 Michigan State
- Came off the bench with 13 points on 5-of-8 shooting in NU's overtime loss to No. 13 Ohio State
- Had eight points on 3-of-4 shooting along with a block and a steal against Kennesaw State
- Broke out of a slump with a career-high 17 points at Auburn, including 4-of-6 from 3-point range, against the Tigers
- Matched his then-career high with 15 points and grabbed four rebounds in the win against Tennessee State
- Totaled 10 points on 4-of-5 shooting, four rebounds, two assists and a career-high three steals vs. Idaho State
- Put together a strong performance off the bench against Creighton with then career highs in points (15), field goals (six), 3-pointers (three) and minutes (32)
- Made his Husker debut against Western Illinois, totaling seven points and three boards in 32 minutes of work
- Spent the 2020-21 season at Xavier, playing in 15 games and averaging 3.3 points and 1.1 rebounds per game.
- Was a four-star recruit who ranked No. 81 by ESPN in the class of 2021
- Spent his senior season playing for Dave Boff at Roselle Catholic, averaging 18.8 points, 4.5 rebounds and 2.8 assists per game to earn first-team all-state honors
- Totaled 50 3-pointers as a senior, highlighted by hitting six 3-pointers in a 59-58 win over Gill St. Bernard's in the sectional championship
- Starred for St. Benedict's Prep in Newark during his sophomore and junior campaigns, averaging 18 points, 5.0 rebounds and 4.5 assists in 2018-19 en route to a state runner-up finish.
- Played AAU ball for both Team Rio and City Rocks on the EYBL Circuit, averaging 19.7 points per game with City Rocks in 2019

#1 - ALONZO VERGE JR. | SR. | G | 6-4 | 164 | CHICAGO, ILL.



CAREER STATS

Year	GP	GS	Min	Avg	Total					Rebounds					PF	FO	Ast	TO	Blk	Stl	Pts	Avg			
					FG	FGA	Pct	3FG	3FGA	Pct	FT	FTA	Pct	Off									Def	Tot	Avg
2019-20*	28	9	479	17.1	158	361	.438	22	76	.289	70	95	.737	18	79	97	3.5	45	1	63	60	3	39	408	14.6
2020-21*	23	21	685	29.8	111	284	.391	27	81	.333	72	89	.809	14	76	90	3.9	59	1	87	56	4	28	321	14.0
2021-22	24	24	667	27.8	122	275	.444	12	39	.308	70	94	.745	12	95	107	4.5	45	1	125	84	5	36	326	13.6
TOTAL	24	24	667	27.8	122	275	.444	12	39	.308	70	94	.745	12	95	107	4.5	45	1	125	84	5	36	326	13.6
All*	75	54	1831	24.4	391	920	.425	61	196	.311	212	278	.763	44	250	294	3.9	149	3	275	200	12	103	1055	14.1

*-Statistics from Arizona State

MISC. STATS

Category	2021-22	Career*
Double-Figure Scoring	17	50
Double-Figure Rebounding	1	1
Double-Figure Assists	3	3
Double-Doubles	4	4
Led NU in Scoring	7	7
Led NU in Rebounding	7	7
Led NU in Assists	20	20
20+ Point Games	5	17
30+ Point Games	1	2
40+ Point Games	0	1

*-Includes Arizona State

2021-22 GAME-BY-GAME TOTALS

Opponent	Date	GS	Min	TOTAL			3-PTS			REBOUNDS			PF	FO	A	TO	Blk	Stl	Pts	Avg					
				FG	FGA	Pct	3FG	3FGA	Pct	FT	FTA	Pct									Off	Def	Tot	Avg	
W. Illinois	11/9/21	*	35	9	20	.450	1	2	.500	7	9	.778	2	11	13	13.0	2	0	5	3	1	0	26	26.0	
Sam Houston	11/12/21	*	31	4	16	.250	0	4	.000	5	8	.625	0	1	1	1.0	1	0	7	3	0	4	13	13.0	
Creighton	11/16/21	*	22	5	15	.333	0	1	.000	0	0	.000	1	4	5	6.3	2	0	4	1	0	1	10	16.3	
Idaho State	11/19/21	*	21	5	10	.500	1	2	.500	0	0	.000	0	4	4	5.8	3	0	4	1	0	2	11	15.0	
Southern	11/21/21	*	24	4	5	.800	0	0	.000	6	6	1.000	0	6	6	5.8	1	0	4	4	0	0	14	14.8	
Tennessee State	11/23/21	*	33	7	11	.636	1	3	.333	3	7	.429	1	4	5	5.7	0	0	10	2	0	3	18	15.3	
South Dakota	11/27/21	*	16	1	7	.143	0	3	.000	1	1	1.000	0	2	2	5.1	2	0	5	2	0	1	3	13.6	
at NC State	12/1/21	*	54	11	22	.500	0	0	.000	3	4	.750	1	8	9	5.6	5	1	11	5	0	3	25	15.0	
at Indiana	12/4/21	*	33	6	13	.462	1	2	.500	2	2	1.000	0	5	5	5.6	3	0	3	6	0	0	15	15.0	
Michigan	12/7/21	*	29	12	21	.571	1	3	.333	6	6	1.000	2	6	8	5.8	2	0	3	4	0	0	31	16.6	
vs. No. 18 Auburn	12/11/21	*	27	4	11	.364	0	1	.000	2	2	1.000	0	5	5	5.7	2	0	4	7	2	1	10	16.0	
Kansas State	12/19/21	*	35	7	14	.500	0	1	.000	7	9	.778	1	4	5	5.7	0	0	5	6	0	4	21	16.4	
Kennesaw State	12/22/21	*	31	5	9	.556	2	3	.667	4	6	.667	0	7	7	5.8	2	0	12	7	1	2	16	16.4	
No. 13 Ohio State	1/2/22	*	23	1	6	.167	0	1	.000	4	6	.667	0	2	2	5.5	0	0	4	1	0	2	6	15.6	
at No. 10 Michigan St.	1/5/22	*	29	2	10	.200	0	1	.000	1	1	1.000	1	3	4	5.4	2	0	5	3	0	2	5	14.9	
at Rutgers	1/8/22	*	20	2	7	.286	0	1	.000	0	1	.000	0	1	1	5.1	3	0	4	2	0	1	4	14.3	
No. 25 Illinois	1/11/22	*	30	5	13	.385	0	1	.000	4	4	1.000	0	4	4	5.1	3	0	9	5	0	0	14	14.2	
at No. 7 Purdue	1/14/22	*	24	4	8	.500	1	2	.500	1	3	.333	1	2	3	4.9	1	0	2	3	0	1	10	14.0	
Indiana	1/17/22	*	31	7	15	.467	1	2	.500	4	4	1.000	1	1	2	4.8	4	0	4	3	0	4	19	14.3	
No. 11 Wisconsin	1/27/22	*	20	5	12	.417	0	1	.000	1	1	1.000	0	5	5	4.8	0	0	1	2	0	0	11	14.1	
Rutgers	1/29/22	DNP																							
at Michigan	2/1/22	*	21	3	9	.333	1	2	.500	1	2	.500	0	1	1	4.6	3	0	3	1	0	0	8	13.8	
Northwestern	2/5/22	*	24	3	5	.600	1	1	1.000	2	3	.667	0	4	4	4.6	1	0	6	5	0	2	9	13.6	
Minnesota	2/9/22	*	29	8	12	.667	1	2	.500	5	8	.625	1	1	2	4.5	2	0	4	5	1	3	22	14.0	
at Iowa	2/13/22	*	26	2	4	.500	0	0	.000	1	1	1.000	0	4	4	4.5	1	0	6	3	0	0	5	13.6	
Totals			24	667	122	275	.444	12	39	.308	70	94	.745	12	95	107	4.5	45	1	125	84	5	36	326	13.6

SEASON/NEB/CAREER HIGHS

Points	
Season:	31, Michigan (12/7/21)
College Career:	43, vs. Saint Mary's (12/18/19)
Rebounds	
Season:	13, Western Illinois (11/9/21)
College Career:	Same
Field Goals	
Season:	12, Michigan (12/7/21)
College Career:	18, vs. Saint Mary's (12/18/19)
3-Point Field Goals	
Season:	2, Kennesaw State (12/22/21)
College Career:	7, San Diego State (12/10/20)
Free Throws	
Season:	7, Western Illinois (11/9/21)
College Career:	10, at Cal (2/16/20)
Free Throw Attempts	
Season:	9, Western Illinois (11/9/21)
College Career:	11, Two times (11/26/20)
Assists	
Season:	12, Kennesaw State (12/22/21)
College Career:	Same
Steals	
Season:	4, Three times (last, 1/17/22)
College Career:	4, Five times (last, 1/17/22)
Blocks	
Season:	2, vs. Auburn (11/11/21)
College Career:	Same
Minutes Played	
Season:	54, at NC State (12/1/21)
College Career:	Same

NOTING ALONZO VERGE JR.

- Transferred to Nebraska in July of 2021, after testing the waters for the NBA Draft
- Ranks in the top six of assists (second) and steals (sixth)
- Dished out six assists and had five points in the loss at Iowa
- Scored 20 of his 22 points in the second half against Minnesota, keying a 12-0 run to break open a 40-32 lead
- Dished out six assists and added nine points and four rebounds in the loss to Northwestern
- Tallied 19 points and four assists in the loss to Indiana, going over 1,000 career points for his collegiate career
- Nearly posted a double-double against Illinois with 14 points and nine assists along with four boards
- Had his fourth double-double of the season with 16 points, a career-high 12 assists and seven boards vs. Kennesaw State, as his 12 assists are the most by a Big Ten player this season
- Finished with a game-high 21 points, along with five boards, five assists and four steals vs. Kansas State
- Posted his second career 30-point game in the loss to Michigan with 31 points, eight rebounds and three assists
- Led NU with 15 points, five rebounds and three assists in the loss at Indiana
- Posted his third double-double of the season with 25 points, a career-high 11 assists and nine rebounds at NC State
- Recorded his second double-double against Tennessee State, finishing with 18 points and a career-high 10 assists
- Had 14 points on just five shots along with six boards and four assists in 24 minutes against Southern
- Tallied 13 points, seven assists and tied his career high with four steals vs. Sam Houston
- Posted his first career double-double in the Huskers' opener with 26 points, a career-high 13 rebounds and five assists
- Spent the last two seasons at Arizona State, where he averaged in double figures in each of the past two seasons and was the Pac-12 Sixth Man of the Year in 2019-20
- Averaged 14.0 points, 3.8 assists and 3.9 rebounds per game in 2020-21, ranking among the Pac-12 leaders in scoring (15th), assists (seventh), assist-to-turnover ratio (1.55-to-1, sixth), steals (1.2, 13th) and free throw percentage (.809, 13th)
- Had five games of at least 20 points, including a season-high 28-point, eight-rebound effort against Oregon in the Pac-12 Tournament, as he averaged 27.0 ppg, 7.0 rpg, and 3.0 apg in two conference tournament games
- Was 2020 Pac-12 Sixth Man of the Year and an honorable-mention all-conference pick, as he averaged 14.6 points per game, 3.5 rebounds, 2.3 assists and 1.4 steals per game
- Led all bench scorers in Division 1 with 16.9 ppg in 19 games he came off the bench, highlighted by a 43-point effort against Saint Mary's
- Was a two-time NJCAA All-American at Moberly Area CC, where he set school marks with 1,603 points and 486 assists in two years
- Earned first-team NJCAA All-American as a sophomore, averaging a national best 30.9 points per game along with 8.2 assists and 4.2 rebounds per outing
- First-team all-state by Chicago Tribune and Chicago Sun Times as a senior at Thornton High School, where he averaged 26 points, eight rebounds and seven assists per game

#2 - TREY MCGOWENS | JR. | G | 6-4 | 196 | PENDLETON, S.C



CAREER STATS

Year	GP	GS	Min	Avg	Total					Rebounds															
					FG	FGA	Pct	3FG	3FGA	Pct	FT	FTA	Pct	Off	Def	Tot	Avg	PF	FO	Ast	TO	Blk	Stl	Pts	Avg
2018-19*	33	32	918	27.8	113	271	.417	32	98	.327	126	165	.764	20	85	105	3.2	93	3	55	80	3	64	384	11.6
2019-20*	33	32	1110	33.6	124	338	.367	41	132	.311	91	126	.722	13	93	106	3.2	78	1	118	94	2	63	380	11.5
2020-21	27	27	765	28.3	95	243	.391	29	79	.367	69	105	.657	13	92	105	3.9	70	1	63	62	4	38	288	10.7
2021-22	10	9	259	25.9	19	53	.358	2	9	.222	26	45	.578	8	36	44	4.4	22	1	21	18	4	11	66	6.6
TOTAL	37	36	1024	27.7	114	296	.385	31	88	.352	95	150	.633	21	128	149	4.0	92	2	84	80	8	49	354	9.6
All*	103	100	3052	29.6	351	905	.388	104	318	.327	312	441	.707	54	306	360	3.5	263	6	257	254	13	176	1118	10.9

*-Statistics from Pittsburgh

MISC. STATS

Category	2021-22	Career
Double-Figure Scoring	1	55
Double-Figure Rebounding	0	0
Double-Figure Assists	0	0
Double-Doubles	0	0
Led NU in Scoring	0	4
Led NU in Rebounding	2	4
Led NU in Assists	1	4
20+ Point Games	0	8
30+ Point Games	0	3
40+ Point Games	0	0

2021-22 GAME-BY-GAME TOTALS

Opponent	Date	GS	Min	TOTAL			3-PTS			FT	FTA	Pct	REBOUNDS			PF	FO	A	TO	Blk	Stl	Pts	Avg		
				FG	FGA	Pct	3FG	3FGA	Pct				Off	Def	Tot									Avg	
W. Illinois	11/9/21	*	26	3	6	.500	0	0	.000	3	6	.500	1	2	3	3.0	3	0	0	2	0	3	9.0		
Sam Houston	11/12/21	*	33	2	5	.400	0	0	.000	4	6	.667	0	9	9	6.0	2	0	2	2	1	0	8.5		
Creighton	11/16/21	*	10	0	2	.000	0	0	.000	2	2	1.000	2	1	3	5.0	0	0	2	1	1	1	6.3		
Idaho State	11/19/21																								
Southern	11/21/21																								
Tennessee State	11/23/21																								
South Dakota	11/23/21																								
at NC State	12/1/21																								
at Indiana	12/4/21																								
Michigan	12/7/21																								
vs. No. 18 Auburn	12/11/21																								
Kansas State	12/19/21																								
Kennesaw State	12/22/21																								
No. 13 Ohio State	1/2/22																								
at No. 10 Michigan State	1/5/22																								
at Rutgers	1/8/22																								
No. 25 Illinois	1/11/22																								
at No. 7 Purdue	1/14/22																								
Indiana	1/17/22		21	1	2	.500	1	2	.500	4	4	1.000	0	2	2	4.3	2	0	1	1	0	2	7	6.5	
No. 11 Wisconsin	1/27/22	*	29	1	3	.333	0	1	.000	2	4	.500	0	3	3	4.0	2	0	2	0	0	0	4	6.0	
Rutgers	1/29/22	*	35	4	10	.400	1	4	.250	2	3	.667	0	7	7	4.5	5	1	1	3	2	1	11	6.8	
at Michigan	2/1/22	*	25	1	4	.250	0	0	.000	2	3	.667	0	2	2	4.1	2	0	2	3	0	0	4	6.4	
Northwestern	2/5/22	*	20	3	6	.500	0	0	.000	2	4	.500	1	2	3	4.0	2	0	2	1	0	0	8	6.6	
Minnesota	2/9/22	*	34	2	8	.250	0	1	.000	2	9	.222	2	5	7	4.3	2	0	5	0	0	2	6	6.6	
at Iowa	2/13/22	*	26	2	7	.286	0	1	.000	3	4	.750	2	3	5	4.4	2	0	4	5	0	2	7	6.6	
Totals			9	259	19	53	.358	2	9	.222	26	45	.578	8	36	44	4.4	22	1	21	18	4	11	66	6.6

SEASON/NEB/CAREER HIGHS

Points	
Season:	11, Rutgers (1/29/21)
NEB Career:	20, Michigan State (1/2/21)
College Career:	33, Louisville (1/9/19)
Rebounds	
Season:	9, Sam Houston (11/12/21)
NEB Career:	9, Two times (last, 11/12/20)
College Career:	Same
Field Goals	
Season:	4, Rutgers (1/29/21)
NEB Career:	7 vs. North Dakota State (11/28/20)
College Career:	12, Louisville (1/9/19)
3-Point Field Goals	
Season:	1 Two times (last, 1/29/22)
NEB Career:	3, at Creighton (12/11/20)
College Career:	4, Three times (last, 1/8/20)
Free Throws	
Season:	4, Two times (last, 1/17/22)
NEB Career:	6, Two times (last, 1/2/21)
College Career:	18, Florida State (1/14/19)
Free Throw Attempts	
Season:	9, Minnesota (2/9/22)
NEB Career:	9, Two times (last, 2/9/22)
College Career:	19, Florida State (1/14/19)
Assists	
Season:	5, Minnesota (2/9/22)
NEB Career:	6, Indiana (1/10/21)
College Career:	9, Georgia Tech (2/8/20)
Steals	
Season:	3, Western Illinois (11/9/21)
NEB Career:	3, Seven times (last, 11/9/21)
College Career:	7, at West Virginia (12/8/18)
Blocks	
Season:	2, Rutgers (1/29/21)
NEB Career:	Same
College Career:	2, Two times (last, 1/29/22)
Minutes Played	
Season:	34, Two times (last, 2/9/22)
NEB Career:	37, Indiana (1/10/21)
College Career:	39, Two times (last, 2/29/20)

NOTING TREY MCGOWENS

- Made his return to action on Jan. 17 after breaking a bone in his right foot against Creighton and missed 15 games
- Finished with seven points, five rebounds and four assists at Iowa
- Keyed NU's win over Minnesota with six points, seven rebounds and five assists in 34 minutes of work
- Scored a season-high 11 points against Rutgers and helped limit Ron Harper Jr. to just 1-of-9 shooting
- Tallied four points, three rebounds and two assists in 28 minutes vs. No. 11 Wisconsin, as he limited Johnny Davis to 13 points
- Had seven points and a pair of steals in 21 minutes against Indiana in his first game since Nov. 16
- Three-year starter at the college level who has scored over 1,000 career points and ranked in the top five in the conference in steals the last three years
- Tied his career high with nine boards and also tallied eight points, two assists and a blocked shot against Sam Houston
- Matched his Husker best with three steals, along with nine points and three rebounds in the loss to Western Illinois
- Ranked second on the team in scoring (10.7 ppg) and assists (2.3), while finishing fifth in the Big Ten with 1.4 steals per game in his first season at Nebraska in 2020-21
- Reached double figures 17 times in 2020-21, including a season-high 20 points against No. 17 Michigan State
- Was a two-year starter at Pittsburgh, starting 64 of 66 games at the school
- Averaged 11.5 points, 3.6 assists, 3.3 rebounds and 1.9 steals per game, as he ranked among ACC leaders in steals (fourth), assists (10th), assist-to-turnover ratio (15th, 1.26-to-1) and minutes played (13th, 33.8 per game)
- Posted 20 double-figure scoring games, including three games of at least 20 points
- Started 32 games as a freshman, averaging 11.6 points, 3.2 rebounds, 1.9 steals and 1.7 assists per game, finishing third in the ACC in steals per game
- Reached double figures 17 times and tied or set three single-game Pitt freshman records, including points (33), steals (7) and free throws (18)
- Scored a career-high 33 points against Louisville, going 12-of-19 from the field against the Cardinals
- Attended Hargrave (Va.) Military Academy as a senior, averaging 18.4 ppg, 6.3 apg, 5.4 rpg and 3.2 spg
- Led Wren (S.C.) High School to a 25-3 record and the AAAA State Championship game in 2017 after averaging 18.3 ppg, 6.8 apg, 4.3 rpg and 3.6 spg
- His father (Bobby) played football at Clemson before transferring to South Carolina State to play both football and basketball, finishing as the school's all-time receiving leader and helped the school make two NCAA Tournament appearances
- His mother (Pam) played basketball at Western Carolina and is a high school basketball coach

#3 - QUARAN MCPHERSON | FR. | G | 6-3 | 199 | QUEENS, N.Y.



CAREER STATS

Year	GP	GS	Min	Avg	Total			3FG	3FGA	Pct	FT	FTA	Pct	Rebounds				PF	FO	Ast	TO	Blk	Stl	Pts	Avg	
					FG	FGA	Pct							Off	Def	Tot	Avg									
2020-21	DNP																									

MISC. STATS

Category	2021-22	Career
Double-Figure Scoring	0	0
Double-Figure Rebounding	0	0
Double-Figure Assists	0	0
Double-Doubles	0	0
Led NU in Scoring	0	0
Led NU in Rebounding	0	0
Led NU in Assists	0	0
20+ Point Games	0	0
30+ Point Games	0	0

2021-22 GAME-BY-GAME TOTALS

Opponent	Date	GS	Min	TOTAL			3-PTS		FT	FTA	Pct	REBOUNDS				PF	FO	A	TO	Blk	Stl	Pts	Avg
				FG	FGA	Pct	3FG	FGA				Pct	Off	Def	Tot								
Has not played this season																							

SEASON/NEB/CAREER HIGHS

Points	None
Season:	None
NEB Career:	Same
Rebounds	None
Season:	None
NEB Career:	Same
Field Goals	None
Season:	None
NEB Career:	Same
3-Point Field Goals	None
Season:	None
NEB Career:	Same
Free Throws	None
Season:	None
NEB Career:	Same
Free Throw Attempts	None
Season:	None
NEB Career:	Same
Assists	None
Season:	None
NEB Career:	Same
Steals	None
Season:	None
NEB Career:	Same
Blocks	None
Season:	None
NEB Career:	Same
Minutes Played	None
Season:	None
NEB Career:	Same

NOTING QUARAN MCPHERSON

- Has not played in 2021-22 and will likely redshirt this season
- Spent 2020-21 at Link Year (Mo.) School, helping the program to a 26-4 record and a runner-up finish at the 2021 Post-Grad Nationals
 - Averaged 19 points and four assists per game at Link Year in 2020-21 and was also invited to the 2020 Pangos All-America festival, which featured 40 of the top players in the country in November of 2020.
 - Spent his senior season playing for Woodstock (Conn.) Academy, averaging 14.6 points, 7.0 rebounds, 3.0 assists and 1.2 steals per game on a roster which sent 10 players to Division I programs
 - Began his high school career at national power Christ the King High School, helping the school to a 19-10 record and a CHSAA Championship in 2019 despite missing the second half of the season to knee surgery, as he was on a 2018-19 roster which also featured Kofi Cockburn (Illinois) and Tyson Walker (Michigan State)
 - Had offers from Arizona State, Georgia, St. John's and other high-major programs before choosing Nebraska



CAREER STATS

Year	GP	GS	Min	Avg	Total					Rebounds															
					FG	FGA	Pct	3FG	3FGA	Pct	FT	FTA	Pct	Off	Def	Tot	Avg	PF	FO	Ast	TO	Blk	Stl	Pts	Avg
2021-22	25	25	831	33.2	129	321	.402	32	116	.276	122	147	.830	19	113	132	5.3	55	1	35	51	9	19	412	16.5
TOTAL	25	25	831	33.2	129	321	.402	32	116	.276	122	147	.830	19	113	132	5.3	55	1	35	51	9	19	412	16.5

MISC. STATS

Category	2021-22	Career
Double-Figure Scoring	20	20
Double-Figure Rebounding	1	1
Double-Figure Assists	0	0
Double-Doubles	1	1
Led NU in Scoring	10	10
Led NU in Rebounding	8	8
Led NU in Assists	1	1
20+ Point Games	8	8
30+ Point Games	0	0

2021-22 GAME-BY-GAME TOTALS

Opponent	Date	GS	Min	TOTAL			3-PTS			FT			REBOUNDS			PF	FO	A	TO	Blk	Stl	Pts	Avg		
				FG	FGA	Pct	3FG	3FGA	Pct	FT	FTA	Pct	Off	Def	Tot									Avg	
W. Illinois	11/9/21	*	39	7	18	.389	1	6	.167	10	12	.833	0	6	6	6.0	1	0	0	2	0	1	25	25.0	
Sam Houston	11/12/21	*	36	9	13	.692	4	7	.571	7	9	.778	1	4	5	5.5	2	0	1	1	1	0	29	27.0	
Creighton	11/16/21	*	29	3	10	.300	0	3	.000	0	0	.000	0	5	5	5.3	3	0	0	1	0	0	6	20.0	
Idaho State	11/19/21	*	27	3	6	.500	0	1	.000	0	0	.000	1	6	7	5.8	1	0	3	1	1	1	6	16.5	
Southern	11/21/21	*	31	4	9	.444	0	4	.000	10	10	1.000	1	10	11	6.8	4	0	4	4	1	2	18	16.8	
Tennessee State	11/23/21	*	31	5	10	.500	1	5	.200	7	8	.875	1	5	6	6.7	1	0	4	3	0	1	18	17.0	
South Dakota	11/27/21	*	33	6	12	.500	2	5	.400	8	10	.800	2	6	8	6.9	1	0	4	4	1	1	22	17.7	
at NC State	12/1/21	*	58	9	23	.391	1	5	.200	5	7	.714	2	7	9	7.1	3	0	0	0	1	0	24	18.5	
at Indiana	12/4/21	*	33	3	14	.214	1	5	.200	1	1	1.000	0	5	5	6.9	3	0	1	3	0	1	8	17.3	
Michigan	12/7/21	*	27	2	9	.222	0	4	.000	4	5	.800	2	4	6	6.8	0	0	1	0	0	0	8	16.4	
vs. No. 18 Auburn	12/11/21	*	29	4	12	.333	0	4	.000	6	7	.857	0	2	2	6.4	4	0	1	2	1	0	14	16.2	
Kansas State	12/19/21	*	33	4	14	.286	2	8	.250	4	7	.571	0	3	3	6.1	3	0	2	0	1	0	14	16.0	
Kennesaw State	12/22/21	*	26	4	7	.571	3	5	.600	0	1	.000	0	4	4	5.9	5	1	0	3	0	2	11	15.6	
No. 13 Ohio State	1/2/22	*	38	6	19	.316	2	6	.333	4	4	1.000	2	3	5	5.9	1	0	2	1	0	1	18	15.8	
at No. 10 Michigan St.	1/5/22	*	32	5	16	.313	1	7	.143	2	2	1.000	1	3	4	5.7	1	0	4	5	0	2	13	15.6	
at Rutgers	1/8/22	*	32	5	9	.556	1	2	.500	6	6	1.000	0	2	2	5.5	3	0	1	4	0	1	17	15.7	
Illinois	1/11/22	*	35	6	15	.400	1	2	.500	6	7	.857	2	4	6	5.5	3	0	0	1	1	0	19	15.9	
at No. 7 Purdue	1/14/22	*	34	4	9	.444	1	2	.500	0	1	.000	1	4	5	5.5	3	0	1	1	0	1	9	15.5	
Indiana	1/17/22	*	36	6	13	.462	1	4	.250	7	8	.875	1	4	5	5.5	3	0	2	4	0	0	20	15.7	
No. 11 Wisconsin	1/27/22	*	33	7	14	.500	3	7	.429	6	6	1.000	0	4	4	5.4	2	0	0	2	0	0	23	16.1	
Rutgers	1/29/22	*	38	6	17	.353	3	7	.429	14	18	.778	1	6	7	5.5	2	0	2	2	1	1	29	16.7	
at Michigan	2/1/22	*	38	10	20	.500	1	5	.200	3	3	1.000	1	5	6	5.5	1	0	1	1	0	3	24	17.0	
Northwestern	2/5/22	*	28	2	8	.250	1	3	.333	5	6	.833	0	3	3	5.4	1	0	1	3	0	0	10	16.7	
Minnesota	2/9/22	*	25	6	11	.545	1	3	.333	3	5	.600	0	4	4	5.3	3	0	0	1	0	1	16	16.7	
at Iowa	2/13/22	*	30	3	13	.231	1	6	.167	4	4	1.000	0	4	4	5.3	1	0	0	2	0	0	11	16.5	
Totals			25	831	129	321	.402	32	116	.276	122	147	.830	19	113	132	5.3	55	1	35	51	9	19	412	16.5

SEASON/NEB/CAREER HIGHS

Points	
Season:	29, Two times (last, 1/29/22)
NEB Career:	Same
Rebounds	
Season:	11, Southern (11/21/21)
NEB Career:	Same
Field Goals	
Season:	10, at Michigan (2/1/22)
NEB Career:	Same
3-Point Field Goals	
Season:	4, Sam Houston (11/12/21)
NEB Career:	Same
Free Throws	
Season:	14, Rutgers (1/29/21)
NEB Career:	Same
Free Throw Attempts	
Season:	18, Rutgers (1/29/21)
NEB Career:	Same
Assists	
Season:	4, Four times (last, 1/5/22)
NEB Career:	Same
Steals	
Season:	3, at Michigan (2/1/22)
NEB Career:	Same
Blocks	
Season:	1, Nine times (last, 1/29/22)
NEB Career:	Same
Minutes Played	
Season:	58, at NC State (12/1/21)
NEB Career:	Same

NOTING BRYCE MCGOWENS

- *Big Ten Freshman of the Week (Nov. 15, Nov. 29, Dec. 20, Jan. 21, Feb. 7, Feb. 14)*
- *Freshman School Record for Points in a Conference Games (29 vs. Rutgers)*
- Five-star recruit who was a consensus top-25 player in the class of 2021 and joined his older brother, Trey, in the Husker program
- Leads all Big Ten freshmen in scoring and is second in rebounding following an 11-point, four-rebound effort at Iowa
- Totaled 16 points on 6-of-11 shooting and four rebounds in the win over Minnesota
- Led NU with 24 points while adding six rebounds and a season-high three steals at Michigan
- Tied his season high with 29 points, including 14-of-18 from the foul line, against Rutgers, as his 29 points matched NU's school record for a freshman in a conference game
- Led NU with 23 points, including a trio of 3-pointers, in the loss to No. 11 Wisconsin
- Picked up his fifth 20-point game of the season in the loss to Indiana, finishing with 20 points, five rebounds and two assists
- Scored a team-high 19 points and added six rebounds in the loss to No. 25 Illinois
- Led NU with 18 points and added five rebounds and a pair of assists in the OT loss to No. 13 Ohio State
- Went over 20 points for the fourth time this year with 24 points and nine rebounds at NC State
- Picked up his third 20-point game of the year with 22 points and a team-high 11 boards vs. South Dakota
- Finished with 18 points, six rebounds and four assists in the win over Tennessee State
- Posted his first career double-double with 18 points, 11 rebounds and four assists in the win over Southern
- Led NU with 29 points against Sam Houston, hitting 9-of-13 from the floor, including four 3-pointers, while adding five boards
- His 29-point effort was one off Nebraska's freshman mark (Tyronn Lue), and he is one of only two Husker players to ever have multiple 25-point games as a freshman (Dave Hoppen)
- Set Nebraska school record for most points by a freshman in his debut with 25 points vs. Western Illinois
- Selected to the Iverson Classic and was a Jordan Brand Classic selection as a senior
- Totaled 2,341 points in high school, including 285 3-pointers while shooting 41 percent from beyond the arc, while also carrying a weighted 4.15 GPA
- Named Gatorade and Max Preps Player of the Year in South Carolina in 2020-21, as he averaged 21.6 points, 4.7 rebounds and 3.1 assists per contest for Legacy Early College and Coach BJ Jackson.
- Spent his first three seasons at Wren High School, totaling 1,882 points and was a three-time all-state performer and two-time Region 1-AAAA Player of the Year
- His junior season was highlighted by a school-record 67-point performance in the second round of the state tournament, as he hit 22-of-28 shots from the field, including eight 3-pointers.
- His father (Bobby) played football at Clemson before transferring to South Carolina State to play both football and basketball, finishing as the school's all-time receiving leader and helped the school make two NCAA Tournament appearances
- His mother (Pam) played basketball at Western Carolina and is a high school basketball coach

#10 - KOBE WEBSTER | SR. | G | 6-0 | 176 | INDIANAPOLIS, IND.



CAREER STATS

Year	GP	GS	Min	Avg	Total					Rebounds															
					FG	FGA	Pct	3FG	3FGA	Pct	FT	FTA	Pct	Off	Def	Tot	Avg	PF	FO	Ast	TO	Blk	Stl	Pts	Avg
2017-18*	28	28	935	33.4	165	383	.431	59	161	.366	57	73	.781	10	106	116	4.1	44	0	97	63	3	20	446	15.9
2018-19*	31	31	1054	34.0	195	455	.429	76	184	.413	60	85	.706	14	123	137	4.4	60	0	97	50	1	34	526	17.0
2019-20*	26	26	876	33.7	173	415	.417	49	147	.333	50	64	.781	12	71	83	3.2	37	0	93	54	3	23	445	17.1
2020-21	27	5	627	23.2	78	204	.382	46	121	.380	17	26	.654	4	43	47	1.7	25	0	34	25	1	16	219	8.1
2021-22	23	1	464	20.2	46	129	.357	22	68	.324	21	32	.656	1	34	35	1.5	30	0	36	22	0	13	135	5.9
TOTAL	50	6	1091	21.8	124	333	.372	68	189	.360	38	58	.655	5	77	82	1.6	55	0	70	47	1	29	354	7.1
All*	135	91	3956	29.3	657	1586	.414	252	681	.370	205	280	.732	41	377	418	3.1	196	0	357	214	8	106	1771	13.1

* Statistics from Western Illinois

MISC. STATS

Category	2021-22	Career*
Double-Figure Scoring	2	85
Double-Figure Rebounding	0	1
Double-Figure Assists	0	0
Double-Doubles	0	1
Led NU in Scoring	1	4
Led NU in Rebounding	1	1
Led NU in Assists	2	2
20+ Point Games	1	27
30+ Point Games	0	1
40+ Point Games	0	1

*-Includes Western Illinois

2021-22 GAME-BY-GAME TOTALS

Opponent	Date	GS	Min	TOTAL			3-PTS			REBOUNDS			PF	FO	A	TO	Blk	Stl	Pts	Avg				
				FG	FGA	Pct	3FG	3FGA	Pct	FT	FTA	Pct									Off	Def	Tot	Avg
W. Illinois	11/9/21		DNP																					
Sam Houston	11/12/21		DNP																					
Creighton	11/16/21	23	8	11	.727	4	7	.571	0	0	.000	0	1	1	1.0	2	0	2	0	2	20	20.0		
Idaho State	11/19/21	29	3	6	.500	0	0	.000	1	1	1.000	0	3	3	2.0	3	0	5	0	0	1	7	13.5	
Southern	11/21/21	19	1	4	.250	1	3	.333	3	4	.750	1	1	2	2.0	0	0	1	0	0	2	6	11.0	
Tennessee State	11/23/21	12	1	1	1.000	0	0	.000	0	0	.000	0	3	3	2.3	1	0	1	1	0	0	2	8.8	
South Dakota	11/27/21	29	3	10	.300	1	3	.333	2	3	.667	0	0	0	1.8	1	0	3	0	0	0	9	8.8	
at NC State	12/1/21	22	3	7	.429	1	4	.250	0	0	.000	0	0	0	1.5	2	0	0	1	0	0	7	8.5	
at Indiana	12/4/21	18	3	9	.333	1	3	.333	0	0	.000	0	1	1	1.4	0	0	2	0	0	2	7	8.3	
Michigan	12/7/21	12	0	5	.000	0	4	.000	0	0	.000	0	0	0	1.3	0	0	0	0	0	0	0	7.3	
vs. No. 18 Auburn	12/11/21	15	1	3	.333	1	3	.333	2	2	1.000	0	1	1	1.2	0	0	1	3	0	0	5	7.0	
Kansas State	12/19/21	17	0	3	.000	0	2	.000	0	0	.000	0	0	0	1.1	2	0	0	0	0	1	0	6.3	
Kennesaw State	12/22/21	23	1	7	.143	1	3	.333	3	5	.600	0	2	2	1.2	2	0	1	0	0	0	6	6.3	
No. 13 Ohio State	1/2/22	31	2	6	.333	2	3	.667	2	3	.667	0	3	3	1.3	1	0	2	1	0	0	8	6.4	
at No. 10 Michigan St.	1/5/22	20	5	8	.625	2	4	.500	1	3	.333	0	4	4	1.5	2	0	2	1	0	0	13	6.9	
at Rutgers	1/8/22	18	2	4	.500	1	2	.500	0	1	.000	0	0	0	1.4	0	0	2	2	0	1	5	6.8	
No. 25 Illinois	1/11/22	14	1	2	.500	0	1	.000	0	0	.000	0	0	0	1.3	0	0	1	1	0	0	2	6.5	
at No. 7 Purdue	1/14/22	27	2	7	.286	1	3	.333	0	0	.000	0	2	2	1.4	1	0	5	2	0	1	5	6.4	
Indiana	1/17/22	11	0	2	.000	0	2	.000	0	0	.000	0	0	0	1.3	2	0	1	1	0	0	0	6.0	
No. 11 Wisconsin	1/27/22	25	3	5	.600	1	3	.333	2	2	1.000	0	3	3	1.4	2	0	1	2	0	1	9	6.2	
Rutgers	1/29/22	26	0	10	.000	0	4	.000	3	5	.600	0	4	4	1.5	3	0	1	2	0	0	3	6.0	
at Michigan	2/1/22	22	2	6	.333	1	5	.200	2	3	.667	0	2	2	1.6	1	0	2	2	0	0	7	6.1	
Northwestern	2/5/22	17	2	5	.400	1	3	.333	0	0	.000	0	0	0	1.5	3	0	1	0	0	0	5	6.0	
Minnesota	2/9/22	11	1	3	.333	1	2	.500	0	0	.000	0	0	0	1.4	1	0	1	1	0	1	3	5.9	
at Iowa	2/13/22	22	2	5	.400	2	4	.500	0	0	.000	0	4	4	1.5	1	0	1	2	0	1	6	5.9	
Totals		1	464	46	129	.357	22	68	.324	21	32	.656	1	34	35	1.5	30	0	36	22	0	13	135	5.9

SEASON/NEB/CAREER HIGHS

Points	
Season:	20, vs. Creighton (11/16/21)
NEB Career:	23, at Northwestern (3/7/21)
College Career:	40, Omaha (2/22/20)
Rebounds	
Season:	4, Three times (last, 2/13/22)
NEB Career:	5, Rutgers (3/1/21)
College Career:	10, Two times (11/6/18)
Field Goals	
Season:	8, vs. Creighton (11/16/21)
NEB Career:	8, Two times (last, 11/16/21)
College Career:	15, Omaha (2/22/20)
3-Point Field Goals	
Season:	4, vs. Creighton (11/16/21)
NEB Career:	7, at Northwestern (3/7/21)
College Career:	Same
Free Throws	
Season:	3, Two times (last, 1/29/22)
NEB Career:	3, Three times (last, 1/29/22)
College Career:	8, Denver (1/11/20)
Free Throw Attempts	
Season:	5, Rutgers (1/29/22)
NEB Career:	Same
College Career:	10, vs. Denver (1/11/20)
Assists	
Season:	5, Two times (last 1/22/21)
NEB Career:	5, Three times (last 1/22/21)
College Career:	8, Two times (last, 11/28/17)
Steals	
Season:	2, Two times (last, 11/21/21)
NEB Career:	3, Nevada (11/26/20)
College Career:	4, St. Mary's (11/11/17)
Blocks	
Season:	None
NEB Career:	1, at Creighton (12/11/10)
College Career:	1, Eight times (last, 12/11/20)
Minutes Played	
Season:	31, Ohio State (1/2/22)
NEB Career:	34, Three times (3/10/21)
College Career:	43, at Omaha (1/23/20)

NOTING KOBE WEBSTER

- Super senior who has made 135 appearances at the Division I level and has scored nearly 1,900 points at the Division I level
- Returning third-team Academic All-American who is pursuing a master's degree in higher education administration at Nebraska
- Had six points, including a pair of 3-pointers, and four rebounds at Iowa
- Finished with seven points and two assists in 22 minutes at Michigan
- Made his first start of the year against Rutgers, finishing with three points and four rebounds
- Finished with nine points and three rebounds in 24 minutes against No. 11 Wisconsin
- Matched his NU career high with five assists and added five points at No. 7 Purdue
- Came off the bench with 13 points on 5-of-8 shooting and a season-high four rebounds at No. 10 Michigan State
- Had eight points, three rebounds and two assists in 31 minutes in the loss to No. 13 Ohio State
- Totaled seven points, two assists and two steals in the loss at Indiana
- Had nine points and three assists in a season-high 29 minutes against South Dakota
- Had seven points and matched his NU best with five assists in 29 minutes against Idaho State
- Made his 2021-22 debut against Creighton, finishing with 20 points on 8-of-11 shooting in 23 minutes off the bench
- Missed the first two games because of an injury, the first game he has missed in his collegiate career
- Played in all 27 games in 2020-21, including five starts, and averaged 8.1 points and 1.3 assists per game in 2020-21
- Led the Huskers in 3-point percentage (.380) and was second on the team with 46 3-pointers
- Totaled double figures 12 times, including a season-high 23 points and five assists at Northwestern, which included 7-of-12 from 3-point range, and 20 points against ACC Tournament champion Georgia Tech, when he hit 7-of-9 shots from the field, including six 3-pointers
- Three-year starter at Western Illinois, starting 85 games and earning All-Summit League honors in 2019 and 2020
- Started 26 games at WIU in 2019-20, averaging 17.1 points, 3.6 assists and 3.2 rebounds per game en route to second-team all-conference honors
- Ranked among league leaders in scoring (sixth), assists (fifth) and assist-to-turnover ratio (1.72-to-1, fourth)
- Had six 20-point games, including a school-record 40-point performance against Omaha, in 2019-20
- Garnered second-team all-Summit League honors in 2018-19 after averaging 17.0 points, 4.0 rebounds and 3.1 assists per game, while finishing fifth in scoring, assist-to-turnover ratio and 3-pointers per game
- Graduated from WIU with a degree in management in 2020, and was a first-team CoSIDA Academic All-District pick in 2019
- Attended Park Tudor School in Indianapolis, helping the school to a pair of state titles in 2014 and 2015 with Jaren Jackson Jr. (Michigan State) and Trevon Bluiett (Xavier)
- Started three seasons at Park Tutor, averaging 16 points, four rebounds and four assists per game as a senior to earn third-team all-state by the AP



CAREER STATS

Year	GP	GS	Min	Avg	Total					Rebounds															
					FG	FGA	Pct	3FG	3FGA	Pct	FT	FTA	Pct	Off	Def	Tot	Avg	PF	FO	Ast	TO	Blk	Stl	Pts	Avg
2018-19*	17	0	134	7.9	11	26	.423	7	20	.350	7	9	.778	5	16	21	1.2	14	0	4	11	4	4	36	2.1
2020-21	27	27	690	25.6	82	207	.396	48	138	.348	21	27	.778	22	101	123	4.6	69	2	17	41	15	13	233	8.6
2021-22	24	24	549	22.9	44	126	.349	21	75	.280	19	27	.704	16	80	96	4.0	59	1	19	25	7	12	128	5.3
TOTAL	51	51	1239	24.3	126	333	.378	69	213	.324	40	54	.741	38	181	219	4.3	128	3	36	66	22	25	361	7.1
All*	68	51	1373	20.2	137	359	.382	76	233	.326	47	63	.746	43	197	240	3.5	142	3	40	77	26	29	397	5.8

*-Statistics from TCU

MISC. STATS

Category	2021-22	Career*
Double-Figure Scoring	1	12
Double-Figure Rebounding	0	2
Double-Figure Assists	1	1
Double-Doubles	0	1
Led NU in Scoring	0	4
Led NU in Rebounding	5	8
Led NU in Assists	0	1
20+ Point Games	0	1
30+ Point Games	0	0

*-Includes TCU

2021-22 GAME-BY-GAME TOTALS

Opponent	Date	GS	Min	TOTAL			3-PTS			FT	FTA	Pct	REBOUNDS			PF	FO	A	TO	Blk	Stl	Pts	Avg		
				FG	FGA	Pct	3FG	3FGA	Pct				Off	Def	Tot									Avg	
W. Illinois	11/9/21		DNP																						
Sam Houston	11/12/21	*	18	0	4	.000	0	4	.000	0	0	.000	0	0	0	0.0	0	0	0	1	0	0	0.0		
Creighton	11/16/21	*	20	2	6	.333	2	4	.500	3	5	.600	0	5	5	2.5	4	0	0	1	0	0	4.5		
Idaho State	11/19/21	*	18	3	7	.429	2	5	.400	0	0	.000	0	2	2	2.3	0	0	2	0	0	1	5.7		
Southern	11/21/21	*	18	1	4	.250	0	3	.000	0	0	.000	0	1	1	2.0	1	0	0	1	0	0	4.8		
Tennessee State	11/23/21	*	36	1	4	.250	1	4	.250	2	2	1.000	1	4	5	2.6	2	0	2	1	1	1	4.8		
South Dakota	11/27/21	*	14	1	2	.500	0	0	.000	0	0	.000	0	4	4	2.8	4	0	1	2	1	0	4.3		
at NC State	12/1/21	*	17	3	7	.429	2	6	.333	0	0	.000	1	3	4	3.0	4	0	1	2	0	1	4.9		
at Indiana	12/4/21	*	14	1	4	.250	0	2	.000	0	0	.000	2	2	2	2.9	2	0	1	0	0	0	4.5		
Michigan	12/7/21	*	20	1	5	.200	1	5	.200	1	2	.500	1	2	3	2.9	2	0	0	1	1	0	4.4		
vs. No. 18 Auburn	12/11/21	*	26	2	5	.400	0	1	.000	2	2	1.000	2	5	7	3.3	1	0	1	1	0	0	6.6		
Kansas State	12/19/21	*	18	1	4	.250	0	3	.000	1	1	1.000	1	2	3	3.3	2	0	0	2	1	1	4.5		
Kennesaw State	12/22/21	*	20	2	6	.333	2	5	.400	0	0	.000	0	2	2	3.2	3	0	2	0	0	0	6.6		
No. 13 Ohio State	1/2/22	*	31	3	8	.375	0	4	.000	2	4	.500	3	4	7	3.5	5	1	1	1	0	0	8.8		
at No. 10 Michigan St.	1/5/22	*	26	1	3	.333	1	3	.333	0	0	.000	1	3	4	3.5	1	0	1	1	0	1	4.7		
at Rutgers	1/8/22	*	22	2	4	.500	0	2	.000	0	0	.000	0	4	4	3.5	3	0	0	3	0	0	4.7		
No. 25 Illinois	1/11/22	*	34	2	5	.400	2	2	1.000	0	0	.000	0	6	6	3.7	4	0	0	0	0	0	6.8		
at No. 7 Purdue	1/14/22	*	31	3	9	.333	1	3	.333	0	0	.000	2	6	8	3.9	3	0	1	3	1	1	7.4		
Indiana	1/17/22	*	25	3	7	.429	2	4	.500	1	3	.333	1	2	3	3.9	3	0	0	1	0	0	9.1		
No. 11 Wisconsin	1/27/22	*	28	3	8	.375	2	4	.500	3	4	.750	0	5	5	3.9	2	0	1	1	1	2	11.5		
Rutgers	1/29/22	*	31	2	5	.400	1	2	.500	0	0	.000	1	7	8	4.2	3	0	3	0	0	0	5.4		
at Michigan	2/1/22	*	8	2	3	.667	1	2	.500	2	2	1.000	0	1	1	4.0	3	0	0	0	0	0	7.5		
Northwestern	2/5/22	*	18	0	1	.000	0	1	.000	0	0	.000	0	3	3	4.0	2	0	0	1	0	0	5.2		
Minnesota	2/9/22	*	34	2	10	.200	0	3	.000	2	2	1.000	2	4	6	4.0	2	0	0	1	1	3	6.5		
at Iowa	2/13/22	*	23	3	5	.600	1	3	.333	0	0	.000	0	3	3	4.0	3	0	2	1	0	0	7.5		
Totals			24	549	44	126	.349	21	75	.280	19	27	.704	16	80	96	4.0	59	1	19	25	7	12	128	5.3

SEASON/NEB/CAREER HIGHS

Points	
Season:	9, Two times (1/17/22)
NEB Career:	25, Rutgers (3/1/21)
College Career:	Same
Rebounds	
Season:	8, Two times (last, 1/29/22)
NEB Career:	13, at Iowa (3/4/21)
College Career:	Same
Field Goals	
Season:	3, Five times (last, 1/17/22)
NEB Career:	9, Rutgers (3/1/21)
College Career:	Same
3-Point Field Goals	
Season:	2, Six times (last, 1/17/22)
NEB Career:	5, Rutgers (3/1/21)
College Career:	Same
Free Throws	
Season:	3, Two times (last, 1/2/22)
NEB Career:	3, Four times (last, 1/2/22)
College Career:	3, Five times (last, 1/2/22)
Free Throw Attempts	
Season:	5, vs. Creighton (11/16/21)
NEB Career:	Same
College Career:	Same
Assists	
Season:	3, Rutgers (1/29/22)
NEB Career:	4, South Dakota (12/1/20)
College Career:	Same
Steals	
Season:	3, at Minnesota (2/9/22)
NEB Career:	Same
College Career:	Same
Blocks	
Season:	1, Six times (last, 1/27/22)
NEB Career:	3, Wisconsin (12/22/20)
College Career:	Same
Minutes Played	
Season:	36, Tennessee State (11/23/21)
NEB Career:	37, Illinois (2/12/21)
College Career:	Same

NOTING LAT MAYEN

- Returning frontcourt starter who has started 51 of 52 games over the last two seasons
- Had seven points, three rebounds and two assists at Iowa
- Finished with six points, six rebounds and a career-high three steals in the win over Minnesota
- Played just eight minutes at Michigan because of foul trouble and finished with seven points on 2-of-3 shooting
- Led NU in both in rebounds (eight) and assists (three), setting or tying season highs in both categories
- Finished with a season-high 11 points and five rebounds against No. 11 Wisconsin
- Tied his season high with nine points, including 2-of-4 from 3-point range, in the loss to Indiana
- Led NU with eight rebounds and added seven points in the loss at No. 7 Purdue
- Had six points, including 2-of-2 from 3-point range, and six rebounds in the loss to No. 25 Illinois
- Finished with eight points and matched his season high with seven rebounds in the loss to No. 13 Ohio State
- Had six points, two rebounds and a pair of assists in the win over Kennesaw State
- Finished with six points and a season-high seven rebounds in 26 minutes against No. 18 Auburn
- Had eight points and four rebounds in 16 minutes at NC State
- Totaled eight points and two boards in 18 minutes in the win over Idaho State
- Had nine points and five boards in 20 minutes against Creighton
- Was one of two Huskers to start all 27 games in 2020-21, as he averaged 8.6 points and 4.5 rebounds per game
- Ranked fourth on the team in scoring and third in rebounding while shooting 35 percent from 3-point range
- Averaged 13.3 points and 6.3 rebounds per game in his final four games, shooting 40 percent from 3-point range
- Posted his first career double-double with 14 points and a career-high 13 rebounds at No. 5 Iowa
- Scorched the nets for a career-high 25 points on 9-of-11 shooting, including five 3-pointers, against Rutgers
- Rated the No. 18 JUCO player nationally in 2019-20 at Chipola (Fla.) College, as he averaged 11.8 points, 8.4 rebounds and 2.7 assists per game
- Shot 38 percent from 3-point range while posting eight double-doubles on the year
- Played in 17 games at TCU in 2018-19 before a knee injury ended his redshirt freshman season
- Was one of the top recruits in Australia in the 2017 class, as he was a four-star recruit and the No. 2 ranked player in Australia by AUSA Hoops
- Was a member of the Australian National Program, playing in the 2016 Albert Schweitzer Tournament in Germany on the U18 team and was in the U19 National Team program.
- Averaged 12.0 points, 5.3 rebounds and 0.8 assists for Basketball Australia Centre of Excellence during the 2016-17 season, shooting 39.5 percent from 3-point range

#13 - DERRICK WALKER | JR. | F | 6-9 | 239 | KANSAS CITY, MO.



CAREER STATS

Year	GP	GS	Min	Avg	Total					Rebounds															
					FG	FGA	Pct	3FG	3FGA	Pct	FT	FTA	Pct	Off	Def	Tot	Avg	PF	FO	Ast	TO	Blk	Stl	Pts	Avg
2017-18*	34	0	299	8.8	28	47	.596	0	0	.000	10	25	.400	29	46	75	2.2	43	0	9	21	7	3	66	1.9
2018-19*	30	0	160	5.3	10	19	.526	0	0	.000	5	19	.263	8	24	32	1.1	28	0	7	6	3	6	25	0.8
2020-21	16	16	332	20.8	42	70	.600	0	1	.000	10	22	.455	23	52	75	4.7	48	1	25	26	13	13	94	5.9
2021-22	25	25	652	26.1	104	150	.693	0	1	.000	32	46	.696	45	98	143	5.7	69	3	32	45	25	21	240	9.6
TOTAL	41	41	984	24.0	146	220	.664	0	2	.000	42	68	.618	68	150	218	5.3	117	4	57	71	38	34	334	8.1
All*	105	41	1443	13.7	184	286	.643	0	2	.000	57	112	.509	105	220	325	3.1	188	4	73	98	48	43	425	4.0

* Statistics from Tennessee

MISC. STATS

Category	2021-22	Career*
Double-Figure Scoring	14	18
Double-Figure Rebounding	3	3
Double-Figure Assists	0	0
Double-Doubles	3	3
Led NU in Scoring	3	3
Led NU in Rebounding	12	12
Led NU in Assists	2	4
20+ Point Games	0	0
30+ Point Games	0	0

* Includes Tennessee

2021-22 GAME-BY-GAME TOTALS

Opponent	Date	GS	Min	TOTAL			3-PTS			FT			REBOUNDS			PF	FO	A	TO	Blk	Stl	Pts	Avg		
				FG	FGA	Pct	3FG	3FGA	Pct	FT	FTA	Pct	Off	Def	Tot									Avg	
W. Illinois	11/9/21	*	29	1	3	.333	0	1	.000	2	2	1.000	2	6	8	8.0	2	0	0	1	1	0	4	4.0	
Sam Houston	11/12/21	*	20	2	2	1.000	0	0	.000	3	4	.750	3	5	8	8.0	4	0	0	2	2	1	7	5.5	
Creighton	11/16/21	*	19	0	2	.000	0	0	.000	0	0	.000	3	2	5	7.0	2	0	3	1	2	0	0	3.7	
Idaho State	11/19/21	*	21	5	5	1.000	0	0	.000	4	5	.800	0	3	3	6.0	2	0	0	2	0	0	14	6.3	
Southern	11/21/21	*	22	7	8	.875	0	0	.000	1	2	.500	0	4	4	5.6	3	0	3	2	2	0	15	8.0	
Tennessee State	11/23/21	*	29	7	7	1.000	0	0	.000	2	6	.333	0	6	6	5.7	3	0	0	1	1	0	16	9.3	
South Dakota	11/27/21	*	19	6	7	.857	0	0	.000	1	1	1.000	1	4	5	5.6	1	0	0	1	1	1	13	9.9	
at NC State	12/1/21	*	50	5	8	.625	0	0	.000	2	2	1.000	4	9	13	6.5	4	0	4	3	2	2	12	10.1	
at Indiana	12/4/21	*	24	4	5	.800	0	0	.000	0	1	.000	3	1	4	6.2	4	0	0	1	0	2	8	9.9	
Michigan	12/7/21	*	19	0	0	.000	0	0	.000	1	2	.500	1	3	4	6.0	2	0	0	0	1	0	1	9.0	
vs. No. 18 Auburn	12/11/21	*	30	4	4	1.000	0	0	.000	2	2	1.000	5	5	10	6.4	3	0	4	0	2	2	10	9.1	
Kansas State	12/19/21	*	33	3	5	.600	0	0	.000	0	0	.000	3	6	9	6.6	2	0	1	6	1	1	6	8.8	
Kennesaw State	12/22/21	*	24	4	5	.800	0	0	.000	3	3	1.000	2	2	4	6.4	1	0	1	2	3	1	11	9.0	
No. 13 Ohio State	1/2/22	*	35	6	10	.600	0	0	.000	3	4	.750	3	7	10	6.6	3	0	1	3	0	4	15	9.4	
at No. 10 Michigan St.	1/5/22	*	32	8	9	.889	0	0	.000	0	0	.000	0	1	1	6.3	1	0	2	4	1	2	16	9.9	
at Rutgers	1/8/22	*	23	6	11	.545	0	0	.000	0	1	.000	2	4	6	6.3	3	0	1	0	1	1	12	10.0	
No. 25 Illinois	1/11/22	*	28	7	11	.636	0	0	.000	0	0	.000	3	4	7	6.3	2	0	2	2	0	1	14	10.2	
at No. 7 Purdue	1/14/22	*	19	3	8	.375	0	0	.000	2	2	1.000	2	2	4	6.2	5	1	2	3	0	0	8	10.1	
Indiana	1/17/22	*	19	2	3	.667	0	0	.000	0	0	.000	1	3	4	6.1	4	0	0	1	0	1	4	9.8	
No. 11 Wisconsin	1/27/22	*	30	2	6	.333	0	0	.000	0	0	.000	0	5	5	6.0	5	1	4	2	0	1	4	9.5	
Rutgers	1/29/22	*	30	4	7	.571	0	0	.000	1	1	1.000	2	1	3	5.9	3	0	1	4	1	0	9	9.5	
at Michigan	2/1/22	*	22	5	6	.833	0	0	.000	0	0	.000	0	1	1	5.6	5	1	0	2	0	0	10	9.5	
Northwestern	2/5/22	*	21	3	6	.500	0	0	.000	0	1	.000	1	5	6	5.7	1	0	2	2	1	0	6	9.3	
Minnesota	2/9/22	*	29	4	4	1.000	0	0	.000	3	4	.750	1	6	7	5.7	2	0	0	0	2	0	11	9.4	
at Iowa	2/13/22	*	26	6	8	.750	0	0	.000	2	3	.667	3	3	6	5.7	2	0	1	0	1	1	14	9.6	
Totals			25	652	104	150	.693	0	1	.000	32	46	.696	45	98	143	5.7	69	3	32	45	25	21	240	9.6

SEASON/NEB/CAREER HIGHS

Points	
Season:	16, Two times (last, 1/5/22)
NEB Career:	Same
College Career:	Same
Rebounds	
Season:	13, at NC State (12/1/21)
NEB Career:	Same
College Career:	Same
Field Goals	
Season:	8, at Michigan State (1/5/22)
NEB Career:	Same
College Career:	Same
3-Point Field Goals	
Season:	None
NEB Career:	None
College Career:	None
Free Throws	
Season:	4, Idaho State (11/19/21)
NEB Career:	Same
College Career:	Same
Free Throw Attempts	
Season:	6, Tennessee State (11/23/21)
NEB Career:	Same
College Career:	Same
Assists	
Season:	4, Three times (last, 1/27/22)
NEB Career:	6, vs. Penn State (3/10/21)
College Career:	Same
Steals	
Season:	4, Ohio State (1/2/22)
NEB Career:	Same
College Career:	Same
Blocks	
Season:	3, Kennesaw State (12/22/21)
NEB Career:	3, Two Times (last, 12/22/21)
College Career:	Same
Minutes Played	
Season:	50, at NC State (12/1/21)
NEB Career:	Same
College Career:	Same

NOTING DERRICK WALKER

- School Record Holder for Most Consecutive Field Goals (15, Nov. 21-27, 2021)
- Graduated from Nebraska in May of 2021 and was the first member of his family to earn a college degree
- Is putting together his best season, posting career highs in both scoring and rebounding while shooting 69 percent from the field
- Led NU with 14 points and six rebounds in the loss at Iowa
- Reached double figures in the win over Minnesota with 11 points on 4-of-4 shooting, seven rebounds and two blocked shots
- Finished with 10 points on 5-of-6 shooting at Michigan, his first double-figure effort since Jan. 11
- Reached double figures for the fifth straight game with 14 points, seven rebounds and two assists against No. 25 Illinois
- Had 12 points and six rebounds in 23 minutes at Rutgers as he battled foul trouble in the first half
- Matched his career high with 16 points on 8-of-9 shooting and added two steals at No. 10 Michigan State
- Posted his third double-double of the season with 15 points, 10 rebounds and a career-high four steals in the OT loss to No. 13 OSU
- Grabbed nine rebounds and had six points in 33 minutes vs. Kansas State
- Recorded his second double-double of the season against No. 18 Auburn with 10 points, 10 rebounds as well as season bests in assists (four), steals (two) and blocked shots (two) in 30 minutes
- Posted his first career double-double with 12 points and a career-high 13 rebounds along with four assists, two blocks and two steals in 50 minutes at NC State
- Reached double figures for the fourth straight game with 13 points and five boards against South Dakota
- Hit all seven shots from the field in posting a career high 16 points and six boards against Tennessee State
- Set a career high with 15 points on 7-of-8 shooting, four rebounds, three assists and two blocks in the win over Southern
- Matched his career high with 14 points on 5-of-5 shooting and three boards vs. Idaho State
- Totaled eight points, seven rebounds and two blocks in 20 minutes against Sam Houston
- Had four points and eight rebounds in the loss to Western Illinois in the season opener
- Started all 16 games after he was eligible in January of 2021, averaging 5.9 ppg on 60 percent shooting and 4.8 caroms per game
- Closed the 2020-21 season with one of his best performances of the season - an eight-point, eight-rebound, six-assist performance against Penn State in the Big Ten Tournament
- Missed NU's first 11 games after an NCAA suspension dating back from his time at Tennessee
- Played in 30 games at Tennessee in 2018-19 as the Volunteers reached the NCAA Sweet 16
- Helped the Volunteers to an SEC title in 2017-18, playing in 34 games and averaging 1.9 points and 2.2 rebounds per outing
- Played at Sunrise (Kan.) Christian Academy, averaging 14 points and seven rebounds per game in 2016-17
- Was on MOKAN Elite AAU program with NBA stars Trae Young and Michael Porter Jr.
- Spent freshman-junior years at Raytown High School, the alma mater of former Husker great and current Los Angeles Clippers Coach Tyrone Lue



CAREER STATS

Year	GP	GS	Min	Avg	Total					Rebounds															
					FG	FGA	Pct	3FG	3FGA	Pct	FT	FTA	Pct	Off	Def	Tot	Avg	PF	FO	Ast	TO	Blk	Stl	Pts	Avg
2017-18*	28	3	378	13.5	53	118	.449	47	104	.452	4	7	.571	9	43	52	1.9	43	0	12	14	6	12	157	5.6
2018-19*	25	25	751	30.0	119	278	.428	87	219	.397	27	32	.844	17	121	138	5.5	55	0	21	19	17	8	352	14.1
2019-20*	30	28	966	32.2	157	344	.456	101	254	.398	55	69	.797	25	162	187	6.2	60	0	29	27	18	20	470	15.7
2020-21	14	1	137	9.8	15	40	.375	12	36	.333	3	4	.750	2	14	16	1.1	4	0	5	2	1	1	45	3.2
2021-22	8	0	71	8.9	4	14	.286	3	13	.231	1	2	.500	1	6	7	0.9	7	0	2	1	1	2	12	1.5
TOTAL	22	1	208	9.5	19	54	.352	15	49	.306	4	6	.667	3	20	23	1.0	11	0	7	3	2	3	57	2.6
All*	105	57	2304	21.9	348	804	.433	250	626	.399	90	114	.789	54	346	400	3.8	169	0	69	63	43	43	1036	9.9

* Statistics from Indianapolis

MISC. STATS

Category	2021-22	Career*
Double-Figure Scoring	0	52
Double-Figure Rebounding	0	2
Double-Figure Assists	0	0
Double-Doubles	0	2
Led NU in Scoring	0	0
Led NU in Rebounding	0	0
Led NU in Assists	0	0
20+ Point Games	0	15
30+ Point Games	0	0

*-Includes Indianapolis

2021-22 GAME-BY-GAME TOTALS

Opponent	Date	GS	Min	TOTAL			3-PTS			FT			REBOUNDS			Avg	PF	FO	A	TO	Blk	Stl	Pts	Avg
				FG	FGA	Pct	3FG	3FGA	Pct	FT	FTA	Pct	Off	Def	Tot									
W. Illinois	11/9/21	4	0	0	.000	0	0	.000	0	0	.000	0	0	0	0.0	1	0	0	0	0	0	0	0.0	
Sam Houston	11/12/21	DNP																						
Creighton	11/16/21	DNP																						
Idaho State	11/19/21	5	0	2	.000	0	2	.000	0	0	.000	0	1	1	0.5	1	0	0	0	0	0	0	0.0	
Southern	11/21/21	3	0	1	.000	0	1	.000	1	2	.500	0	0	0	0.3	0	0	0	0	0	0	1	0.3	
Tennessee State	11/23/21	DNP																						
South Dakota	11/27/21	DNP																						
at NC State	12/1/21	DNP																						
at Indiana	12/4/21	DNP																						
Michigan	12/7/21	DNP																						
vs. No. 18 Auburn	12/11/21	10	1	3	.333	1	3	.333	0	0	.000	0	1	1	0.5	1	0	0	0	0	0	3	1.0	
Kansas State	12/19/21	DNP																						
Kennesaw State	12/22/21	15	3	5	.600	2	4	.500	0	0	.000	0	1	1	0.6	1	0	1	0	0	1	8	2.4	
No. 13 Ohio State	1/2/22	6	0	1	.000	0	1	.000	0	0	.000	0	0	0	0.5	1	0	0	0	0	0	0	2.0	
at No. 10 Michigan St.	1/5/22	11	0	0	.000	0	0	.000	0	0	.000	0	2	2	0.7	0	0	0	0	0	1	0	1.7	
at Rutgers	1/8/22	17	0	2	.000	0	2	.000	0	0	.000	1	1	2	0.9	2	0	1	1	1	0	0	1.5	
No. 25 Illinois	1/11/22	DNP																						
at No. 7 Purdue	1/14/22	DNP																						
Indiana	1/17/22	DNP																						
No. 11 Wisconsin	1/27/22	DNP																						
Rutgers	1/29/22	DNP																						
at Michigan	2/1/22	DNP																						
Northwestern	2/5/22	DNP																						
Minnesota	2/9/22	DNP																						
at Iowa	2/13/22	DNP																						
Total		71	4	14	.286	3	13	.231	1	2	.500	1	6	7	0.9	7	0	2	1	1	2	12	1.5	

SEASON/NEB/CAREER HIGHS

Points	
Season:	8, Kennesaw State (12/22/21)
NEB Career:	12, Doane (12/17/20)
College Career:	27, Elmhurst (11/14/18)
Rebounds	
Season:	2, at Two times (last, 1/8/22)
NEB Career:	6, Doane (12/17/20)
College Career:	16, Quincy (1/3/19)
Field Goals	
Season:	3, Kennesaw State (12/22/21)
NEB Career:	4, Doane (12/17/20)
College Career:	9, Three times (last, 2/20/20)
3-Point Field Goals	
Season:	2, Kennesaw State (12/22/21)
NEB Career:	4, Doane (12/17/20)
College Career:	7, Five times (last, 2/20/20)
Free Throws	
Season:	1, Southern (11/21/21)
NEB Career:	3, at Iowa (3/4/21)
College Career:	8, Two times (last, 1/9/20)
Free Throw Attempts	
Season:	2, Southern (11/21/21)
NEB Career:	3, at Iowa (3/4/21)
College Career:	9, Southern Indiana (1/9/20)
Assists	
Season:	1, Two times (last, 1/8/22)
NEB Career:	2, Doane (12/17/20)
College Career:	4, at William Jewell (2/17/18)
Steals	
Season:	1, Two times (last, 1/5/22)
NEB Career:	1, Three times (last, 1/5/22)
College Career:	4, Truman State (2/15/20)
Blocks	
Season:	1, at Rutgers (1/8/22)
NEB Career:	1, Two times (1/9/22)
College Career:	4, vs. Truman State (3/7/20)
Minutes Played	
Season:	17, at Rutgers (1/8/22)
NEB Career:	26, Doane (12/17/20)
College Career:	44, at Illinois-Springfield (2/1/20)

NOTING TREVOR LAKES

- Is in his second season at Nebraska after transferring from Division II University of Indianapolis, but is out with a shoulder injury
- Played 17 minutes at Rutgers on Jan. 8 with an assist and a blocked shot
- Was held scoreless in 11 minutes against No. 10 Michigan State
- Came off the bench and scored a season-high eight points, including a pair of 3-pointers, in 15 minutes vs. Kennesaw State
- Saw his first action since Nov. 21 against No. 18 Auburn, finishing with three points and a rebound in 10 minutes of work
- Had played just 12 minutes in NU's first 10 contests
- Was originally slated to redshirt in 2020-21, but was ruled eligible on Dec. 17, 2020, and played in 14 games, averaging 3.2 points and 1.1 rebounds per game
- Saw more time after the departure of Teddy Allen, averaging 4.8 ppg in his final four games, including six points at No. 5 Iowa and five points at Northwestern and against Penn State at the Big Ten Tournament
- Established season highs in points (12), rebounds (six), assists (two) and minutes (26) against Doane, when he hit 4-of-5 shots from 3-point range
- Averaged 15.7 points and 6.2 rebounds per game last season while leading his conference in 3-pointers per game (3.4/gm) for the second straight year, helping Indianapolis to a 24-6 record and a No. 1 seed in the 2020 NCAA Division II Regional Tournament
- Collected All-GLVC honors as a sophomore in 2018-19, as he led the team in scoring at 14.1 ppg, while pulling down 5.5 rebounds per contest. Lakes paced the conference with 3.5 3-pointers per game and shot 39.7 percent from 3-point range, while ranking among conference leaders in scoring (11th) and rebounding (12th)
- Played at Lebanon High School, averaging 22.5 points, 6.7 rebounds and 1.5 blocks per game as a senior en route to earning IBCA Honorable Mention All-State honors

#23 - KEON EDWARDS | FR. | G | 6-7 | 204 | HOUSTON, TEXAS



CAREER STATS

Year	GP	GS	Min	Avg	Total					Rebounds															
					FG	FGA	Pct	3FG	3FGA	Pct	FT	FTA	Pct	Off	Def	Tot	Avg	PF	FO	Ast	TO	Blk	Stl	Pts	Avg
2020-21*	5	0	39	7.8	3	9	.333	1	3	.333	2	2	1.000	2	2	4	0.8	5	0	0	1	0	0	9	1.8
2021-22	16	5	102	6.4	4	19	.211	1	14	.071	1	2	.500	3	8	11	0.7	12	0	2	3	0	2	10	0.6
TOTAL	16	5	102	6.4	4	19	.211	1	14	.071	1	2	.500	3	8	11	0.7	12	0	2	3	0	2	10	0.6
All*	21	5	141	6.7	7	28	.250	2	17	.118	3	4	.750	5	10	15	0.7	17	0	2	4	0	2	19	0.9

*-Statistics from DePaul

MISC. STATS

Category	2021-22	Career
Double-Figure Scoring	0	0
Double-Figure Rebounding	0	0
Double-Figure Assists	0	0
Double-Doubles	0	0
Led NU in Scoring	0	0
Led NU in Rebounding	0	0
Led NU in Assists	0	0
20+ Point Games	0	0
30+ Point Games	0	0

2021-22 GAME-BY-GAME TOTALS

Opponent	Date	GS	Min	TOTAL			3-PTS			REBOUNDS																	
				FG	FGA	Pct	3FG	3FGA	Pct	FT	FTA	Pct	Off	Def	Tot	Avg	PF	FO	A	TO	Blk	Stl	Pts	Avg			
W. Illinois	11/9/21	0	6	0	0	.000	0	0	.000	0	0	.000	0	0	.000	1	0	1	1.0	2	0	0	0	0	0	0.0	
Sam Houston	11/12/21	2	0	1	.000	0	1	.000	0	1	.000	0	0	.000	0	0	0	0.5	2	0	0	0	0	0	0.0		
Creighton	11/16/21	5	0	1	.000	0	1	.000	0	1	.000	0	0	.000	1	1	2	1.0	0	0	1	0	0	1	0.0		
Idaho State	11/19/21	* 15	1	1	1.000	0	0	.000	0	0	.000	0	0	.000	0	0	0	0.8	1	0	0	0	0	0	2	0.5	
Southern	11/21/21	* 11	0	2	.000	0	2	.000	0	2	.000	0	0	.000	0	1	1	0.8	1	0	0	2	0	0	0.4		
Tennessee State	11/23/21	* 9	1	4	.250	0	3	.000	0	3	.000	0	0	.000	0	2	2	1.0	1	0	0	0	0	1	2	0.7	
South Dakota	11/27/21	* 12	0	3	.000	0	3	.000	0	3	.000	0	0	.000	0	1	1	1.0	0	0	0	0	0	0	0.6		
at NC State	12/1/21	* 4	0	1	.000	0	1	.000	0	1	.000	0	0	.000	1	0	1	1.0	0	0	0	0	0	0	0.5		
at Indiana	12/4/21	1	0	0	.000	0	0	.000	0	0	.000	0	0	.000	0	0	0	0.9	0	0	0	0	0	0	0.4		
Michigan	12/7/21	11	1	3	.333	0	1	.000	0	1	.000	0	0	.000	0	0	0	0.8	2	0	0	1	0	0	2	0.6	
vs. No. 18 Auburn	12/11/21	DNP																									
Kansas State	12/19/21	DNP																									
Kennesaw State	12/22/21	3	0	0	.000	0	0	.000	0	0	.000	1	2	.500	0	1	1	0.8	0	0	1	0	0	0	1	0.6	
No. 13 Ohio State	1/2/22	DNP																									
at No. 10 Michigan State	1/5/22	DNP																									
at Rutgers	1/8/22	4	0	0	.000	0	0	.000	0	0	.000	0	0	.000	0	0	0	0.8	0	0	0	0	0	0	0	0.6	
No. 25 Illinois	1/11/22	DNP																									
at No. 7 Purdue	1/14/22	7	0	1	.000	0	1	.000	0	1	.000	0	0	.000	0	1	1	0.8	2	0	0	0	0	0	0	0.5	
Indiana	1/17/22	DNP																									
No. 11 Wisconsin	1/27/22	DNP																									
Rutgers	1/29/22	2	0	0	.000	0	0	.000	0	0	.000	0	0	.000	0	0	0	0.7	0	0	0	0	0	0	0	0.5	
at Michigan	2/1/22	2	0	0	.000	0	0	.000	0	0	.000	0	0	.000	0	0	0	0.7	0	0	0	0	0	0	0	0.5	
Northwestern	2/5/22	8	1	2	.500	1	1	1.000	0	0	.000	0	0	.000	0	1	1	0.7	1	0	0	0	0	0	3	0.6	
Minnesota	2/9/22	DNP																									
at Iowa	2/13/22	DNP																									
Totals		5	102	4	19	.211	1	14	.071	1	2	.500	3	8	11	0.7	12	0	2	3	0	2	3	0	2	10	0.6

SEASON/NEB/CAREER HIGHS

Points	
Season:	3, Northwestern (2/5/22)
College Career:	3, Two times (last, 2/5/22)
Rebounds	
Season:	2, Tennessee State (11/23/21)
College Career:	2, Two times (last, 11/23/21)
Field Goals	
Season:	1, Four times (last, 2/5/22)
College Career:	1, Six times (last, 2/5/22)
3-Point Field Goals	
Season:	1, Northwestern (2/5/22)
College Career:	1, Two times (last, 2/5/22)
Free Throws	
Season:	1, Kennesaw State (12/22/21)
College Career:	2, vs. UConn (3/11/21)
Free Throw Attempts	
Season:	2, Kennesaw State (12/22/21)
College Career:	2, vs. UConn (3/11/21)
Assists	
Season:	1, Two times (last, 12/22/21)
College Career:	Same
Steals	
Season:	1, Two times (last, 11/23/21)
College Career:	Same
Blocks	
Season:	None
College Career:	Same
Minutes Played	
Season:	15, Idaho State (11/19/21)
College Career:	Same

NOTING KEON EDWARDS

- Second-year player who provides the Huskers with size, shooting and athleticism from the wing and has added 20 pounds since getting on to campus in June
- Had a 3-pointer in eight minutes against Northwestern
- Grabbed a rebound in seven minutes off the bench at No. 7 Purdue
- Has played just seven minutes since Dec. 7, with three against Kennesaw State and four against Rutgers
- Had two points in 10 minutes of work against Michigan
- Started five games replacing Trey McGowens during non-conference play
- Tallied two points and two boards in nine minutes in the win over Tennessee State
- Made his first career start against Idaho State, finishing with two points in 15 minutes of work
- Has two rebounds and an assist in five minutes against Creighton
- Grabbed an offensive rebound in his minutes of work off the bench against Western Illinois
- Reclassified in December of 2021 and played at DePaul the second semester, totaled nine points and four rebounds in 39 minutes for the Blue Demons
- Played in 14 minutes against UConn in the Big East Tournament and set season bests with three points and two rebounds at Creighton
- Was No. 41 by ESPN.com in the 2021 class before reclassifying, as he was the No. 8 small forward in the class
- Played at Hillcrest (Ariz.) Prep in 2019-20, averaging 14.3 points, 5.5 rebounds, 2.6 assists, 2.4 steals and 1.9 blocks per game while shooting 43 percent from beyond the arc
- Participated in a pair of USA Basketball Men's Junior National Team minicamps in July and October of 2019



CAREER STATS

Year	GP	GS	Min	Avg	Total					Rebounds											Pts	Avg			
					FG	FGA	Pct	3FG	3FGA	Pct	FT	FTA	Pct	Off	Def	Tot	Avg	PF	FO	Ast			TO	Blk	Stl
2021-22	25	11	462	18.5	58	148	.392	36	104	.346	13	16	.813	6	33	39	1.6	20	0	16	10	1	23	165	6.6
TOTAL	25	11	462	18.5	58	148	.392	36	104	.346	13	16	.813	6	33	39	1.6	20	0	16	10	1	23	165	6.6

MISC. STATS

Category	2021-22	Career
Double-Figure Scoring	7	7
Double-Figure Rebounding	0	0
Double-Figure Assists	0	0
Double-Doubles	0	0
Led NU in Scoring	3	3
Led NU in Rebounding	0	0
Led NU in Assists	0	0
20+ Point Games	1	1
30+ Point Games	0	0

2021-22 GAME-BY-GAME TOTALS

Opponent	Date	GS	Min	TOTAL			3-PTS			FT	FTA	Pct	REBOUNDS			PF	FO	A	TO	Blk	Stl	Pts	Avg	
				FG	FGA	Pct	3FG	3FGA	Pct				Off	Def	Tot									Avg
W. Illinois	11/9/21	18	1	5	.200	1	5	.200	0	0	.000	0	1	1	1.0	0	0	0	0	3	3	3.0		
Sam Houston	11/12/21	10	0	2	.000	0	2	.000	0	0	.000	1	1	2	1.5	0	0	0	0	0	0	1.5		
Creighton	11/16/21	10	0	2	.000	0	1	.000	0	0	.000	0	0	0	1.0	0	0	0	0	1	0	1.0		
Idaho State	11/19/21	17	4	7	.571	1	4	.250	2	3	.667	0	1	1	1.0	1	0	0	0	0	11	3.5		
Southern	11/21/21	11	3	6	.500	2	5	.400	3	4	.750	0	2	2	1.2	1	0	0	0	0	11	5.0		
Tennessee State	11/23/21	8	1	4	.250	0	2	.000	0	0	.000	0	0	0	1.0	0	0	0	0	0	2	4.5		
South Dakota	11/27/21	22	8	11	.727	5	6	.833	2	2	1.000	0	0	0	0.9	2	0	2	0	2	23	7.1		
at NC State	12/1/21	44	5	14	.357	5	11	.455	1	1	1.000	1	1	2	1.0	1	0	2	0	2	16	8.3		
at Indiana	12/4/21	*	22	2	7	.286	1	5	.200	0	0	.000	0	3	3	1.2	1	0	0	0	1	5	7.9	
Michigan	12/7/21	*	34	4	14	.286	3	11	.273	0	0	.000	0	3	3	1.4	0	1	0	0	11	8.2		
vs. No. 18 Auburn	12/11/21	*	24	1	5	.200	1	4	.250	0	0	.000	0	2	2	1.5	0	0	1	0	3	7.7		
Kansas State	12/19/21	*	33	3	13	.231	2	10	.200	0	0	.000	0	4	4	1.7	1	0	0	1	3	7.8		
Kennesaw State	12/22/21	*	27	7	12	.583	4	7	.571	0	0	.000	0	1	1	1.6	2	0	2	2	1	18	8.5	
No. 13 Ohio State	1/2/22	*	17	2	5	.400	1	4	.250	2	2	1.000	0	0	0	1.5	1	0	1	0	0	7	8.4	
at No. 10 Michigan St.	1/5/22	*	21	1	4	.250	1	4	.250	0	0	.000	0	2	2	1.5	2	0	1	1	0	1	8.1	
at Rutgers	1/8/22	*	22	2	5	.400	2	5	.400	0	0	.000	0	1	1	1.5	2	0	2	0	0	6	7.9	
No. 25 Illinois	1/11/22	*	26	3	6	.500	2	3	.667	0	0	.000	0	2	2	1.5	1	0	1	0	1	8	7.9	
at No. 7 Purdue	1/14/22	*	16	4	5	.800	2	3	.667	1	2	.500	1	2	3	1.6	1	0	1	0	2	11	8.1	
Indiana	1/17/22	*	16	1	2	.500	0	0	.000	0	0	.000	0	0	0	1.5	1	0	1	1	0	2	7.8	
No. 11 Wisconsin	1/27/22	9	0	1	.000	0	0	.000	0	0	.000	0	1	1	1.5	1	0	1	1	0	0	0	7.4	
Rutgers	1/29/22	5	0	3	.000	0	0	.000	0	0	.000	2	0	2	1.5	0	0	0	1	0	1	0	7.0	
at Michigan	2/1/22	16	3	3	1.000	1	1	1.000	0	0	.000	0	1	1	1.5	2	0	1	1	1	0	7	7.0	
Northwestern	2/5/22	15	1	4	.250	0	3	.000	0	0	.000	1	2	3	1.6	0	0	0	0	0	0	2	6.8	
Minnesota	2/9/22	7	1	2	.500	1	2	.500	0	0	.000	0	0	0	1.5	0	0	0	0	0	1	3	6.7	
at Iowa	2/13/22	12	1	6	.167	1	6	.167	2	2	1.000	0	3	3	1.6	0	0	1	0	0	0	5	6.6	
Totals		11	462	58	148	.392	36	104	.346	13	16	.813	6	33	39	1.6	20	0	16	10	1	23	165	6.6

SEASON/NEB/CAREER HIGHS

Points	
Season:	23, South Dakota (11/27/21)
Rebounds	
Season:	4, Kansas State (12/19/21)
Field Goals	
Season:	8, South Dakota (11/27/21)
3-Point Field Goals	
Season:	5, Two Times (last, 12/1/21)
Free Throws	
Season:	3, Southern (11/21/21)
Free Throw Attempts	
Season:	4, Southern (11/21/21)
Assists	
Season:	2, Three times (last, 1/8/22)
Steals	
Season:	3, Three times (last, 12/19/21)
Blocks	
Season:	1, at Michigan (2/1/21)
Minutes Played	
Season:	43, at NC State (12/1/21)

NOTING KEISEI TOMINAGA

- Junior college transfer who has become a fan favorite with his shooting ability and love of basketball
- Finished with five points and three rebounds in the loss at Iowa
- Totaled three points and a steal in seven minutes in the win over Northwestern
- Had seven points on 3-of-3 shooting, a block and an assist in 16 minutes off the bench at Michigan
- Led NU with 11 points - all in the second half - on 4-of-5 shooting along with three boards and two steals at No. 7 Purdue
- Had eight points, two rebounds, an assist and a steal in 26 minutes against No. 25 Illinois
- Finished with seven points and an assist in 17 minutes against No. 13 Ohio State
- Led NU with 18 points on 7-of-12 shooting, including four 3-pointers, in the win over Kennesaw State
- Totaled eight points and a career-high four rebounds in the loss to Kansas State
- Reached double figures for the fifth time in a seven-game stretch with 11 points and three boards vs. Michigan
- Had 16 points, including five 3-pointers and two steals in a career-high 44 minutes at NC State
- Keyed NU's win over South Dakota with a career-high 23 points on 8-of-11 shooting, including 5-of-6 from 3-point range, while also adding two assists and two steals in 22 minutes
- Reached double figures for the second straight game with 11 points and two boards in 11 minutes against Southern
- Had a then-season-high 11 points in 17 minutes off the bench against Idaho State
- Came off the bench in the opener vs. Western Illinois and had three points and a team-high three steals in 18 minutes of work
- Represented Japan in 3x3 Basketball in the 2020 Tokyo Olympics, finishing third in scoring (6.9 ppg), fourth in 1-point shooting (74 percent) and seventh in 3-point shooting (36 percent) in helping Japan to the medal round
 - Spent two seasons at Ranger (Texas) College, helping the program to a 22-4 record and a NJCAA National Tournament semifinals appearance in 2021, and 50 wins in two seasons at the school
 - Connected on 198 3-pointers in the last two years, hitting at a 48 percent clip in that span
 - Earned second-team NJCAA All-America honors, averaging 16.3 points per game on 51 percent shooting, ranking ninth in 3-pointer per game (3.4/gm) and 19th in 3-point percentage (48.7)
 - Led Ranger to the semifinals of the 2021 NJCAA Tournament, averaging 20.3 points, 3.5 rebounds and 2.5 assists per game and earning a spot on the all-tournament team
 - Had a 39-point effort, including a school-record 11 3-pointers in 2020-21
 - Earned first-team all-conference recognition in 2019-20, averaging 16.8 ppg on 55 percent shooting, including 48 percent from 3-point range, as Ranger went 28-3 before the pandemic ended the season
 - His father, Hiroyuki, was a center on the Japan national team and played in the 1998 FIBA World Championship and played professionally in Japan for a decade

#32 - WILHELM BREIDENBACH | FR. | F | 6-10 | 227 | RANCHO SANTA MARGARITA, CALIF.



CAREER STATS

Year	GP	GS	Min	Avg	Total					Rebounds					PF	FO	Ast	TO	Blk	Stl	Pts	Avg			
					FG	FGA	Pct	3FG	3FGA	Pct	FT	FTA	Pct	Off									Def	Tot	Avg
2021-22	10	0	157	15.7	14	39	.359	3	20	.150	6	12	.500	7	20	27	2.7	33	2	6	7	6	10	37	3.7
TOTAL	10	0	157	15.7	14	39	.359	3	20	.150	6	12	.500	7	20	27	2.7	33	2	6	7	6	10	37	3.7

MISC. STATS

Category	2021-22	Career
Double-Figure Scoring	0	0
Double-Figure Rebounding	0	0
Double-Figure Assists	0	0
Double-Doubles	0	0
Led NU in Scoring	0	0
Led NU in Rebounding	0	0
Led NU in Assists	0	0
20+ Point Games	0	0
30+ Point Games	0	0

2021-22 GAME-BY-GAME TOTALS

Opponent	Date	GS	Min	TOTAL			3-PTS			REBOUNDS			PF	FO	A	TO	Blk	Stl	Pts	Avg				
				FG	FGA	Pct	3FG	3FGA	Pct	FT	FTA	Pct									Off	Def	Tot	Avg
W. Illinois	11/9/21	11	0	3	.000	0	2	.000	0	0	.000	0	0	0	0	0	1	1	1	0	0.0			
Sam Houston	11/12/21	17	1	3	.333	0	1	.000	1	1	1.000	1	2	3	1.5	5	1	0	1	1	3	1.5		
Creighton	11/16/21	18	1	5	.200	1	3	.333	0	0	.000	0	2	2	1.7	3	0	2	0	2	0	3	2.0	
Idaho State	11/19/21	16	3	6	.500	2	5	.400	1	2	.500	1	2	3	2.0	3	0	2	0	0	9	3.8		
Southern	11/21/21	19	2	4	.500	0	2	.000	0	2	.000	0	4	4	2.4	3	0	1	1	0	4	3.8		
Tennessee State	11/23/21	10	0	2	.000	0	1	.000	0	0	.000	0	0	0	2.0	3	0	0	0	0	0	3.2		
South Dakota	11/27/21	21	0	0	.000	0	0	.000	3	5	.600	1	4	5	2.4	2	0	1	1	0	5	3.1		
at NC State	12/1/21	14	3	6	.500	0	3	.000	0	1	.000	1	1	2	2.4	5	1	0	2	1	1	6	3.5	
at Indiana	12/4/21	17	2	3	.667	0	1	.000	1	1	1.000	0	4	4	2.6	4	0	0	0	1	0	5	3.7	
Michigan	12/7/21	14	2	7	.286	0	2	.000	0	0	.000	3	1	4	2.7	1	0	0	1	0	2	4	3.7	
vs. No. 18 Auburn	12/11/21	DNP																						
Kansas State	12/19/21	DNP																						
Kennesaw State	12/22/21	DNP																						
No. 13 Ohio State	1/2/22	DNP																						
at No. 10 Michigan State	1/5/22	DNP																						
at Rutgers	1/8/22	DNP																						
No. 25 Illinois	1/11/22	DNP																						
at No. 7 Purdue	1/14/22	DNP																						
Indiana	1/17/22	DNP																						
No. 11 Wisconsin	1/27/22	DNP																						
Rutgers	1/29/22	DNP																						
at Michigan	2/1/22	DNP																						
Northwestern	2/5/22	DNP																						
Minnesota	2/9/22	DNP																						
at Iowa	2/13/22	DNP																						
Totals		0	157	14	39	.359	3	20	.150	6	12	.500	7	20	27	2.7	33	2	6	7	6	10	37	3.7

SEASON/NEB/CAREER HIGHS

Points	
Season:	9, Idaho State (11/19/21)
Rebounds	
Season:	5, South Dakota (11/27/21)
Field Goals	
Season:	3, Two times (last, 12/1/21)
3-Point Field Goals	
Season:	2, Idaho State (11/19/21)
Free Throws	
Season:	3, South Dakota (11/27/21)
Free Throw Attempts	
Season:	5, South Dakota (11/27/21)
Assists	
Season:	2, Idaho State (11/19/21)
Steals	
Season:	5, South Dakota (11/27/21)
Blocks	
Season:	2, Creighton (11/16/21)
Minutes Played	
Season:	21, South Dakota (11/27/21)

NOTING WILHELM BREIDENBACH

- Top 100 recruit who brings a combination of size and skill along with a high basketball IQ
- Underwent season-ending surgery on Dec. 22, as he suffered a leg injury in the second half of the Michigan game on Dec. 7
- Had four points and four rebounds against Michigan before leaving the game early in the second half
- Gave NU 17 good minutes off the bench with five points, four boards and a blocked shot against Indiana
- Had six points, two rebounds and a blocked shot in 14 minutes before fouling out at NC State
- Made a major impact vs. South Dakota without taking a shot, setting season bests in steals (five), rebounds (five) and minutes (21)
- Played just nine minutes because of foul trouble vs. Tennessee State
- Finished with four points and four rebounds in 19 minutes against Southern
- Had nine points, three boards and two assists vs. Idaho State, scoring six of his points in an 11-0 first half run
- Finished with three points, two boards, two assists and two blocked shots in 18 minutes against Creighton
- Totaled three points, three boards, a block and steal in 17 minutes against Sam Houston
- A four-star prospect, he ranked No. 75 in the 2021 ESPN100 and was ranked No. 97 nationally in the 247Sports Composite, which combines all of the major recruiting services
- Was a four-year starter at Mater Dei High School and legendary Coach Gary McKnight, scoring nearly 1,300 points and more than 750 rebounds
- Starred in a frontcourt with three Division I signees, averaging 15.5 points, 7.0 rebounds and 2.8 assists per game in 21 contests before suffering a season-ending knee injury after Mater Dei was 24-0
- Averaged 11.9 points and 8.0 rebounds per game during his junior season, as Mater Dei went 25-8 and reached the CIF Open Division Regional semifinals
- Played his AAU ball with Team Why Not on the EYBL circuit, helping the team to a runner-up finish in the 2019 Peach Jam
- Selected NU over Marquette, Michigan, Cal and Utah



CAREER STATS

Year	GP	GS	Min	Avg	Total			3FG	3FGA	Pct	FT	FTA	Pct	Rebounds				PF	FO	Ast	TO	Blk	Stl	Pts	Avg		
					FG	FGA	Pct							Off	Def	Tot	Avg										
2021-22	DNP																										

MISC. STATS

Category	2021-22	Career
Double-Figure Scoring	0	0
Double-Figure Rebounding	0	0
Double-Figure Assists	0	0
Double-Doubles	0	0
Led NU in Scoring	0	0
Led NU in Rebounding	0	0
Led NU in Assists	0	0
20+ Point Games	0	0
30+ Point Games	0	0

2021-22 GAME-BY-GAME TOTALS

Opponent	Date	GS	Min	TOTAL			3-PTS			FT	FTA	Pct	REBOUNDS				PF	FO	A	TO	Blk	Stl	Pts	Avg
				FG	FGA	Pct	3FG	FGA	Pct				Off	Def	Tot	Avg								
Has not played this season																								

SEASON/NEB/CAREER HIGHS

Points	Season:	None
Rebounds	Season:	None
Field Goals	Season:	None
3-Point Field Goals	Season:	None
Free Throws	Season:	None
Free Throw Attempts	Season:	None
Assists	Season:	None
Steals	Season:	None
Blocks	Season:	None
Minutes Played	Season:	None

NOTING OLEG KOJENETS

- Seven-foot center who provides frontcourt depth and an evolving skill set who is expected to redshirt
- Was a three-star recruit by both 247Sports and Rivals and was ranked in the top-100 nationally by 247Sports prior to his senior season. He was rated No. 208 nationally and the No. 26 center nationally, in the 2020-21 247Sports Composite
 - Was limited to just nine games at Western Reserve Academy in Ohio because of COVID-19, but teamed with Wisconsin freshman Markus Ilver
 - Played for Zalgiris Kaunas' U-18 team at the 2020 adidas Next Generation Tournament, averaging 6.8 points on 50 percent shooting and 4.0 rebounds per game
 - Represented Lithuania at the 2019 FIBA U16 European Championships, averaging 9.1 points, 6.3 rebounds and 1.7 blocked shots per game while shooting 49 percent from the field
 - Both parents played at UNC Wilmington, as his father (Aleh) was a 6-foot-11 center who played in 114 games and an NCAA Tournament appearance in 2000 before playing professionally overseas
 - His mother (Jurgita), was a 6-foot-6 center who holds the school record with 10 blocked shots in a game and ranks in the top-five at UNCW for blocks in season (71, 1998-99) and career (122, 1997-2000).

#35 - EDUARDO ANDRE | FR. | F | 6-11 | 236 | LONDON, ENGLAND



CAREER STATS

Year	GP	GS	Total										Rebounds												
			Min	Avg	FG	FGA	Pct	3FG	3FGA	Pct	FT	FTA	Pct	Off	Def	Tot	Avg	PF	FO	Ast	TO	Blk	Stl	Pts	Avg
2020-21	20	0	176	8.8	22	34	.647	0	0	.000	9	20	.450	12	31	43	2.2	41	1	9	9	5	5	53	2.7
2021-22	23	0	273	11.9	30	53	.566	0	1	.000	20	39	.513	22	56	78	3.4	53	2	8	29	11	15	80	3.5
TOTAL	43	0	449	10.4	52	87	.598	0	1	.000	29	59	.492	34	87	121	2.8	94	3	17	38	16	20	133	3.1

MISC. STATS

Category	2021-22	Career
Double-Figure Scoring	2	2
Double-Figure Rebounding	0	0
Double-Figure Assists	0	0
Double-Doubles	0	0
Led NU in Scoring	0	0
Led NU in Rebounding	1	1
Led NU in Assists	0	0
20+ Point Games	0	0
30+ Point Games	0	0

2021-22 GAME-BY-GAME TOTALS

Opponent	Date	GS	Min	TOTAL			3-PTS			FT	FTA	Pct	REBOUNDS			PF	FO	A	TO	Blk	Stl	Pts	Avg	
				FG	FGA	Pct	3FG	3FGA	Pct				Off	Def	Tot									Avg
W. Illinois	11/9/21		DNP																					
Sam Houston	11/12/21	15	3	4	.750	0	0	.000	5	6	.833	2	5	7	7.0	0	0	0	0	1	1	11	11.0	
Creighton	11/16/21	13	1	5	.200	0	0	.000	2	2	1.000	0	3	3	5.0	1	0	0	1	0	1	4	7.5	
Idaho State	11/19/21	5	0	2	.000	0	1	.000	0	0	.000	2	0	2	4.0	2	0	0	2	0	0	0	5.0	
Southern	11/21/21	13	4	5	.800	0	0	.000	0	0	.000	1	1	2	3.5	2	0	1	0	0	0	8	5.8	
Tennessee State	11/23/21	5	0	0	.000	0	0	.000	1	2	.500	1	0	1	3.0	1	0	0	1	0	0	1	4.8	
South Dakota	11/27/21	12	1	2	.500	0	0	.000	1	4	.250	2	3	5	3.3	2	0	0	0	0	0	3	4.5	
at NC State	12/1/21		DNP																					
at Indiana	12/4/21	14	1	2	.500	0	0	.000	0	0	.000	1	2	3	3.3	1	0	1	2	0	2	2	4.1	
Michigan	12/7/21	12	0	0	.000	0	0	.000	4	6	.667	4	2	6	3.6	5	1	0	2	1	1	4	4.1	
vs. No. 18 Auburn	12/11/21	12	0	2	.000	0	0	.000	0	0	.000	0	1	1	3.3	1	0	0	4	0	0	0	3.7	
Kansas State	12/19/21	7	0	0	.000	0	0	.000	0	1	.000	1	2	3	3.3	4	0	1	1	0	0	0	3.3	
Kennesaw State	12/22/21	13	1	2	.500	0	0	.000	1	2	.500	1	4	5	3.5	4	0	0	2	0	1	3	3.3	
No. 13 Ohio State	1/2/22	10	2	2	1.000	0	0	.000	0	0	.000	0	3	3	3.4	2	0	1	1	0	2	4	3.3	
at No. 10 Michigan St.	1/5/22	8	1	1	1.000	0	0	.000	2	4	.500	1	2	3	3.4	5	1	0	0	0	2	4	3.4	
at Rutgers	1/8/22	14	3	4	.750	0	0	.000	0	1	.000	0	3	3	3.4	1	0	0	2	1	1	6	3.6	
Illinois	1/11/22	12	1	2	.500	0	0	.000	0	1	.000	0	4	4	3.4	2	0	0	1	1	1	2	3.5	
at No. 7 Purdue	1/14/22	13	2	3	.667	0	0	.000	1	5	.200	0	2	2	3.3	4	0	1	4	0	0	5	3.6	
Indiana	1/17/22	21	2	2	1.000	0	0	.000	0	0	.000	2	3	5	3.4	1	0	1	1	0	0	4	3.6	
No. 11 Wisconsin	1/27/22	7	0	0	.000	0	0	.000	0	0	.000	1	3	4	3.4	2	0	0	2	1	0	0	3.4	
Rutgers	1/29/22	10	0	0	.000	0	0	.000	0	0	.000	1	2	3	3.4	1	0	0	1	2	0	0	3.2	
at Michigan	2/1/22	14	2	4	.500	0	0	.000	0	0	.000	2	2	4	3.5	4	0	0	0	0	1	1	4	3.3
Northwestern	2/5/22	19	1	3	.333	0	0	.000	1	3	.333	0	4	4	3.5	3	0	0	1	2	1	3	3.2	
Minnesota	2/9/22	11	1	3	.333	0	0	.000	0	0	.000	0	3	3	3.5	2	0	0	0	0	1	2	3.2	
at Iowa	2/13/22	12	4	5	.800	0	0	.000	2	2	1.000	0	2	2	3.4	3	0	2	1	1	0	10	3.5	
Totals		0	273	30	53	.566	0	1	.000	20	39	.513	22	56	78	3.4	53	2	8	29	11	15	80	3.5

SEASON/NEB/CAREER HIGHS

Points	
Season:	11, Sam Houston (11/12/21)
NEB Career:	Same
Rebounds	
Season:	7, Sam Houston (11/12/21)
NEB Career:	Same
Field Goals	
Season:	4, Southern (11/21/21)
NEB Career:	4, Two times (last, 11/21/21)
3-Point Field Goals	
Season:	None
NEB Career:	Same
Free Throws	
Season:	5, Sam Houston (11/12/21)
NEB Career:	Same
Free Throw Attempts	
Season:	6, Two times (last, 12/7/21)
NEB Career:	Same
Assists	
Season:	1, Six times (last, 1/17/22)
NEB Career:	2, Two times (last, 3/4/21)
Steals	
Season:	2, Two times (last 1/2/22)
NEB Career:	2, Three times (last, 1/2/22)
Blocks	
Season:	2, Rutgers (1/29/22)
NEB Career:	2, Two times (last, 1/29/22)
Minutes Played	
Season:	21, Indiana (1/17/22)
NEB Career:	Same

NOTING EDUARDO ANDRE

- Second-year freshman who possesses size (6-foot-11) and wingspan (7-foot-5) while adding nearly 15 pounds from last season
- Reached double figures for the first time since Nov. 12 with 10 points on 4-of-5 shooting in 12 minutes at Iowa
- Had three points, three rebounds and a steal in the win over Minnesota
- Played 14 minutes at Michigan, finishing with four points, four boards and a blocked shot
- Blocked two shots and had three boards in 10 minutes of work against Rutgers
- Grabbed four rebounds in seven minutes of work against No. 11 Wisconsin
- Played a career-high 21 minutes against Indiana, finishing with four points and five rebounds
- Finished with five points and two rebounds in 13 minutes at No. 7 Purdue
- Finished with six points on 3-of-4 shooting and three rebounds in 14 minutes at Rutgers
- Had four points, three rebounds and two steals in eight minutes at No. 10 Michigan State before fouling out
- Gave the Huskers 10 good minutes off the bench against No. 13 Ohio State with four points, three boards and two steals
- Finished with five rebounds and three points in 13 minutes against Kennesaw State
- Totaled four points and six rebounds - including four offensive boards - against Michigan
- Had three rebounds, two steals and a basket in 14 minutes at Indiana
- Gave the Huskers good minutes against South Dakota, grabbing five rebounds and adding two points in 12 minutes
- Hit 4-of-5 shots and grabbed two rebounds in 13 minutes against Southern
- Grabbed two offensive rebounds in five minutes off the bench against Idaho
- Had four points and three boards in 13 minutes against Creighton
- Put together one of his best games in the win over Sam Houston, setting career highs in points (11) and rebounds (seven) in 15 minutes, providing a spark off the bench
- Appeared in 20 games as a true freshman, averaging 2.7 points on nearly 65 percent shooting and 2.2 rebounds per game
- Three-star recruit who averaged 10.3 points, 9.8 rebounds and 3.9 blocked shots per game at AZ Compass Prep as a high school senior in 2019-20
- Moved to America prior to his sophomore season and spent two years at Woodrow Wilson High School in Dallas, averaging 12.3 points, 11.5 rebounds and 4.3 blocks per game and was named district defensive player of the year
- Was a late bloomer to the sport, as he didn't start playing basketball competitively until he was 14 years old and grew up playing soccer
- Chose NU over offers from Illinois, Maryland and Texas A&M among others

#4 - JACKSON CRONIN | FR. | G | 6-1 | 187 | GREAT NECK, N.Y.



CAREER STATS

Year	GP	GS	Min	Avg	Total							Rebounds														
					FG	FGA	Pct	3FG	3FGA	Pct	FT	FTA	Pct	Off	Def	Tot	Avg	PF	FO	Ast	TO	Blk	Stl	Pts	Avg	
2021-22	11	0	14	1.3	3	5	.600	1	1	1.000	0	2	.000	0	1	1	0.1	0	0	0	0	0	0	0	7	0.6
TOTAL	11	0	14	1.3	3	5	.600	1	1	1.000	0	2	.000	0	1	1	0.1	0	0	0	0	0	0	0	7	0.6

NOTING JACKSON CRONIN

- Has played in 11 games and had a season-high five points at Iowa
- One of two walk-ons added this season, as Cronin earned first-team all-county honors after averaging 21.3 points, 8.0 rebounds and 6.1 assists per game at Great Neck North High School in 2020-21
- Was a four-year performer and two-time All-Nassau County selection, averaging more than 20 points per game as a junior and senior
- Played in the Maccabi Pan American games in 2019 for the U16 USA Team, earning a gold medal.
- Father (Steve) played collegiately at Tufts

#12 - SAM HOIBERG | FR. | G | 6-0 | 184 | LINCOLN, NEB.



CAREER STATS

Year	GP	GS	Min	Avg	Total							Rebounds														
					FG	FGA	Pct	3FG	3FGA	Pct	FT	FTA	Pct	Off	Def	Tot	Avg	PF	FO	Ast	TO	Blk	Stl	Pts	Avg	
2021-22	DNP																									
TOTAL	DNP																									

NOTING SAM HOIBERG

- Walk-on who is in his first season at Nebraska after averaging 14.9 points, 4.2 rebounds and 3.8 assists at Lincoln Pius X High School in 2020-21
- Garnered honorable-mention all-state honors as a senior helping the school to an 18-4 mark and berth in the Class A (largest class) state tournament
- Was a two-year starter at Pius X, averaging 14.5 ppg, 4.5 rpg and 3.5 apg in his first season at the school after moving to Lincoln
- Is an accomplished golfer who helped Pius X to state runner-up honors in 2021
- Is the son of NU Head Coach Fred Hoiberg, who played collegiately at Iowa State and in the NBA for a decade, while his oldest brother Jack, spent four seasons at Michigan State before transferring to UT-Arlington for the 2021-22 campaign

#15 - CHRIS MCGRAW | SO. | G | 6-0 | 176 | COLUMBUS, OHIO



CAREER STATS

Year	GP	GS	Min	Avg	Total							Rebounds													
					FG	FGA	Pct	3FG	3FGA	Pct	FT	FTA	Pct	Off	Def	Tot	Avg	PF	FO	Ast	TO	Blk	Stl	Pts	Avg
2018-19*	4	0	6	1.5	0	1	.000	0	0	.000	0	0	.000	0	0	0	0.0	0	0	0	2	0	0	0	0.0
2021-22	6	0	8	1.3	0	0	.000	0	0	.000	0	0	.000	0	0	0	0.0	0	0	1	0	0	0	0.0	
TOTAL	6	0	8	1.3	0	0	.000	0	0	.000	0	0	.000	0	0	0	0.0	0	0	1	0	0	0	0.0	
All*	10	0	14	1.4	0	1	.000	0	0	.000	0	0	.000	0	0	0	0.0	0	0	1	2	0	0	0.0	

* Statistics from Ohio University

NOTING CHRIS MCGRAW

- Walk-on who is in his second season at Nebraska after transferring from Division III Otterbein University, where he did not play last season because of injury
- Began his collegiate career at Ohio University in 2018-19, playing in four games and recording two assists in six minutes of action
- Was a teammate of Trey McGowens at Hargrave Military Academy in 2017-18, as the team went 33-4 and was ranked fourth nationally

#21 - JACE PIATKOWSKI | R-FR. | G | 6-3 | 177 | OMAHA, NEB.



CAREER STATS

Year	GP	GS	Min	Avg	Total							Rebounds													
					FG	FGA	Pct	3FG	3FGA	Pct	FT	FTA	Pct	Off	Def	Tot	Avg	PF	FO	Ast	TO	Blk	Stl	Pts	Avg
2020-21	10	0	18	1.8	1	1	1.000	1	1	1.000	1	2	.500	1	1	2	0.2	0	0	0	1	0	0	4	0.4
2021-22	DNP																								
TOTAL	10	0	18	1.8	1	1	1.000	1	1	1.000	1	2	.500	1	1	2	0.2	0	0	0	1	0	0	4	0.4

NOTING JACE PIATKOWSKI

- Third-year walk-on who played in 10 games in 2020-21, including seven times in Big Ten play
- Made his debut and hit a 3-pointer in a season-high four minutes against McNeese State
- Played at Elkhorn South, averaging 18.6 points and 3.3 rebounds per game as a senior, to earn honorable-mention all-state honors from the Omaha World-Herald
- His father (Eric) played at Nebraska from 1991-94 and spent 14 years in the NBA
- The elder Piatkowski ranks second in school history with 1,934 points and was a two-time All-Big Eight pick and 1994 Big Eight Tournament MVP

2021-22 BOXSCORES

WESTERN ILLINOIS 75, NEBRASKA 74



Official Basketball Box Score - Final
Western Ill. at Nebraska
11/09/21 Prineas Bank Arena, Lincoln
Nebraska vs. Western Illinois

Game Time: 7:01 PM
Game Duration: 2:38
Attendance: 15,312

Officials: Steve McLunkins, John Floyd, Scott Swille

Western Ill. - 75

Record: 1-0

NO.	Name	Min	FG	3P	FT	Rebounds	Fouls	TP	AS	TO	ST	Blocks	+/-				
			M/A	M/A	M/A	OR	DR	PF				BS	BA				
2	Tamell Pearson	F 25:02	3-9	0-2	0-0	2	2	4	1	1	6	2	2	1	0	1	12
25	Will Caruso	F 32:43	4-15	2-8	1-3	3	3	6	5	2	11	1	3	0	0	0	-1
44	Luka Barisic	F 19:37	5-11	2-6	0-0	2	7	9	2	1	12	1	2	1	0	0	1
15	Colton Sandage	G 17:54	3-9	1-6	0-0	1	2	3	5	0	7	3	1	0	0	0	5
5	Trenton Massner	G 32:49	8-16	4-8	1-3	0	8	8	5	4	21	1	4	0	0	0	-8
11	Jadrian Flores	15:36	1-2	0-1	0-1	2	4	6	4	2	2	2	1	2	0	1	-5
24	George Dixon	15:32	3-4	0-0	2-3	7	2	9	1	3	8	0	3	0	0	1	-9
22	KJ Lee	08:41	0-2	0-1	1-2	0	2	2	0	1	1	1	0	0	0	0	4
3	Cameron Burrell	20:58	3-8	0-0	1-2	5	3	8	1	4	7	0	1	2	1	0	10
13	Braden Lamar	04:48	0-1	0-1	0-0	0	0	0	1	0	0	0	0	1	0	0	-4
Team						1	2										
Totals		30:77	9-33	6-14	23	34	57	25	18	75	11	18	7	1	3	1	

Shooting By Period

1st FG% 13-38 34.2%

3PT% 3-15 20.0%

FT% 4-8 50%

2nd FG% 17-39 43.6%

3PT% 6-18 33.3%

FT% 2-6 33.3%

GM FG% 30-77 39.0%

3PT% 9-33 27.3%

FT% 6-14 42.9%

Dead Ball Rebounds: 2.0

Nebraska - 74

Record: 0-1

NO.	Name	Min	FG	3P	FT	Rebounds	Fouls	TP	AS	TO	ST	Blocks	+/-				
			M/A	M/A	M/A	OR	DR	PF				BS	BA				
13	Derrick Walker	F 28:13	1-3	0-1	2-2	2	6	8	2	2	4	0	1	0	0	0	-5
0	C.J. Wilcher	G 32:12	2-4	2-4	1-2	0	3	3	3	1	7	1	3	0	0	0	-6
1	Alonzo Verge Jr.	G 34:28	9-20	1-2	7-9	2	11	13	2	5	26	5	3	0	1	1	6
2	Trey McGowens	G 25:43	3-6	0-0	3-6	1	2	3	3	5	9	0	2	3	0	0	0
5	Bryce McGowens	G 39:21	7-18	1-6	10-12	0	6	6	1	7	25	0	2	1	0	0	-6
30	Keisel Tominaaga	17:53	1-5	0-0	0	1	1	0	4	3	0	0	3	0	0	0	-1
32	Wilhelm Breidenbach	11:38	0-3	0-2	0-0	0	0	0	4	1	0	0	1	1	0	0	4
23	Keon Edwards	06:12	0-0	0-0	0-0	1	0	1	2	0	0	0	0	0	0	0	3
14	Trevor Lakes	04:20	0-0	0-0	0-0	0	0	0	1	0	0	0	0	0	0	0	-3
Team						1	1	2									
Totals		23:59	5-20	23-31	7	30	37	18	25	74	6	12	8	3	1	1	

Shooting By Period

1st FG% 11-33 33.3%

3PT% 2-11 18.2%

FT% 8-9 88.9%

2nd FG% 12-28 42.9%

3PT% 3-9 33.3%

FT% 15-22 68.2%

GM FG% 23-59 39.0%

3PT% 5-20 25.0%

FT% 23-31 74.2%

Dead Ball Rebounds: 3.0

Biggest lead

Points from Turnovers	WU	NEB
7 (1st 13:57)	7 (1st 16:54)	
Best Scoring Run	9 (2nd 10:41)	12 (1st 11:37)
Lead Changes	12	
Times Tied	9	
Time with Lead	19:02	16:37

Period by Period Scoring	1st	2nd	TOT
WU	33	42	75
NEB	32	42	74

Technical Fouls: NONE

Game Notes: Flop warning Sam Houston #40 2nd half 11:58

NEBRASKA 74, SAM HOUSTON 65



Official Basketball Box Score - Final
Sam Houston at Nebraska
11/10/21 Prineas Bank Arena, Lincoln, NE
Nebraska vs. Sam Houston

Game Time: 7:31 PM
Game Duration: 2:10
Attendance: 15,474

Officials: Tim Stewart, Bryan Anslinger, Kirk Smith

Sam Houston - 65

Record: 1-1

NO.	Name	Min	FG	3P	FT	Rebounds	Fouls	TP	AS	TO	ST	Blocks	+/-				
			M/A	M/A	M/A	OR	DR	PF				BS	BA				
12	Tristan Iipe	F 26:33	2-4	0-0	0-0	3	3	6	5	1	4	1	1	1	0	0	-9
1	Savion Flagg	G 35:37	12-22	5-10	2-6	3	8	11	2	5	31	2	6	1	0	2	-12
3	Demarcus Lamplay	G 35:58	2-14	2-9	1-2	0	4	4	2	0	7	2	2	0	0	0	-13
11	Javion May	G 16:47	3-5	0-1	2-2	2	1	3	4	1	8	1	0	0	0	0	-15
24	Danton Powers	G 16:41	1-7	1-4	0-0	2	3	5	4	2	3	1	2	0	0	1	6
13	Jaden Ray	27:46	3-6	0-2	0-0	0	1	1	4	2	6	3	4	1	0	0	-9
40	Kian Scroggins	13:11	0-0	0-0	2-4	1	7	8	5	3	2	0	1	0	0	0	0
2	Jarren Cook	16:20	1-4	1-4	1-2	1	0	1	1	1	4	0	0	0	0	0	1
10	Damon Nicholas Jr.	05:51	0-2	0-0	0-0	1	0	1	2	0	0	0	0	0	0	0	7
54	Kuba Karwowski	05:16	0-0	0-0	0-0	0	0	0	1	0	0	0	0	0	0	0	-1
Team						3	2	5									
Totals		24:64	9-30	8-16	16	29	45	30	15	65	10	18	4	1	6	0	-9

Shooting By Period

1st FG% 11-32 34.4%

3PT% 7-17 41.2%

FT% 3-4 75%

2nd FG% 13-32 40.6%

3PT% 2-13 15.4%

FT% 5-13 41.7%

GM FG% 24-64 37.5%

3PT% 9-30 30.0%

FT% 8-16 50.0%

Dead Ball Rebounds: 2.0

Nebraska - 74

Record: 1-1

NO.	Name	Min	FG	3P	FT	Rebounds	Fouls	TP	AS	TO	ST	Blocks	+/-				
			M/A	M/A	M/A	OR	DR	PF				BS	BA				
11	Lat Mayen	F 18:12	0-4	0-0	0-0	0	0	0	0	0	0	0	0	0	0	0	8
13	Derrick Walker	F 19:39	2-2	0-0	3-4	3	5	8	4	4	7	0	2	1	2	0	11
1	Alonzo Verge Jr.	G 30:26	4-16	0-4	5-8	0	1	1	1	6	13	7	3	4	0	0	17
2	Trey McGowens	G 32:50	2-5	0-0	4-6	0	9	9	2	6	8	2	2	0	1	0	-1
5	Bryce McGowens	G 35:42	9-13	4-7	7-9	1	4	5	2	7	29	1	1	0	1	0	15
0	C.J. Wilcher	18:48	1-4	0-3	1-2	1	3	4	0	1	3	0	1	1	0	0	-3
30	Keisel Tominaaga	10:08	0-2	0-2	0-0	1	2	3	0	0	0	0	0	0	0	0	-9
32	Wilhelm Breidenbach	16:59	1-3	0-1	1-1	1	2	0	3	5	2	3	0	1	1	0	0
23	Keon Edwards	02:16	0-1	0-1	0-0	0	0	0	2	0	0	0	0	0	0	0	-2
35	Eduardo Andre	15:00	3-4	0-0	5-6	2	5	7	0	4	11	0	1	1	1	0	6
Team						1	0	1									
Totals		22:54	4-22	26-36	10	30	40	16	30	74	10	11	8	6	1	9	

Shooting By Period

1st FG% 9-28 32.1%

3PT% 2-13 15.4%

FT% 7-13 53.8%

2nd FG% 13-26 50.0%

3PT% 1-9 11.1%

FT% 19-23 82.6%

GM FG% 22-54 40.7%

3PT% 4-22 18.2%

FT% 26-36 72.2%

Dead Ball Rebounds: 3.0

Technical Fouls: Team 2 (2nd 9:01)

Game Notes: Flop warning Sam Houston #40 2nd half 11:58

Points from Turnovers	SHSU	NEB
10 (1st 17:22)	11 (2nd 0:35)	
Best Scoring Run	9 (1st 8:28)	9 (2nd 11:00)
Lead Changes	4	
Times Tied	4	
Time with Lead	21:05	16:40

Period by Period Scoring	1st	2nd	TOT
SHSU	32	33	65
NEB	27	47	74

Technical Fouls: McGowens 2 (2nd 12:27)

CREIGHTON 77, NEBRASKA 69



Official Basketball Box Score - Final
Creighton at Nebraska
11/16/21 Prineas Bank Arena, Lincoln
Nebraska vs. Creighton

Game Time: 6:01 PM
Game Duration: 1:51
Attendance: 15,839

Officials: Pat Discol, Tim Coaghty, Earl Watson

Creighton - 77

Record: 3-0

NO.	Name	Min	FG	3P	FT	Rebounds	Fouls	TP	AS	TO	ST	Blocks	+/-				
			M/A	M/A	M/A	OR	DR	PF				BS	BA				
24	Arthur Kaluma	F 12:07	2-3	0-0	0-1	0	0	0	3	1	4	0	2	0	0	2	
44	Ryan Hawkins	F 36:22	5-10	3-7	2-2	4	5	10	3	1	15	5	0	2	1	7	
11	Ryan Kalkbrenner	C 26:50	5-9	0-0	2-4	4	5	9	1	3	12	1	1	0	3	2	12
2	Ryan Nembhard	G 33:24	6-11	4-5	6-9	1	4	5	3	8	22	5	2	0	0	6	
5	Alex O'Connell	G 36:55	5-14	2-8	1-2	0	9	9	0	1	13	2	4	1	0	0	8
1	KeyShawn Feazell	10:56	1-3	0-0	0-1	0	3	3	1	2	2	1	0	0	0	1	-3
4</																	

2021-22 BOXSCORES

NEBRASKA 82, SOUTHERN 59



Official Basketball Box Score - Final
Southern U. at Nebraska
11/21/21 Pinnacle Bank Arena, Lincoln
Nebraska vs. Southern

Game Time: 3:01 PM
Game Duration: 1:53
Attendance: 15,255

Officials: Larry Scrotto, Kelly Pfeifer, King Whitestone

Record: 1-4

NO. Name	Min	FG	3P	FT	Rebounds	Fouls	TP	AS	TO	ST	Blocks	+/-
		M-A	M-A	M-A	OR DR TOT	PF					BS BA	
0 Terrill Williams Jr.	F 33:57	3-10	0-2	2-2	0 4 4	4 2	8	2	2	2	0 0	-28
12 Damien Sears	F 16:20	0-2	0-0	0-0	1 2 3	3 0	0	0	2	0	0 0	-9
3 P.J. Byrd	G 34:08	1-6	0-2	0-0	1 4 5	2 1	2	6	2	0	0 0	-16
5 Jayden Saddler	G 30:10	4-12	0-0	0-0	1 4 5	3 4	8	3	3	0	0 0	-20
35 Tyrone Lyons	G 20:04	4-9	1-2	0-0	2 2 4	2 1	9	0	0	1	1 0	-16
22 Brion Whitley	F 23:45	5-14	4-11	3-3	1 2 3	3 3	17	1	2	1	0 1	-5
2 J'Quan Ewing	G 23:40	4-7	0-1	2-2	2 3 5	1 3	10	4	1	0	1 0	-14
4 Isaiah Rollins	06:33	0-3	0-2	0-0	0 1 1	3 0	0	0	0	0	0 0	-6
30 Brandon Brooks	08:16	1-1	1-1	1-1	0 0 0	1 3 4	0	0	0	0	0 0	-5
20 Gavin Harris	03:07	0-1	0-0	1-2	0 0 0	1 1 1	0	0	0	0	0 0	4
Team					2 0 2	2 0						
Totals	22:65	6:21	9:10	8 22	30	23	18	59	12	16	5 1	3 -23

Technical Fouls: NONE

Record: 3-2

NO. Name	Min	FG	3P	FT	Rebounds	Fouls	TP	AS	TO	ST	Blocks	+/-
		M-A	M-A	M-A	OR DR TOT	PF					BS BA	
11 Lat Mayen	F 17:07	1-4	0-3	0-0	0 1 1	1 0	2	0	1	0	0 0	9
13 Derrick Walker	F 22:46	7-8	0-0	1-2	0 4 4	3 3	15	3	2	0	2 0	21
23 Keon Edwards	F 10:24	0-2	0-2	0-0	1 1 1	1 0	0	2	0	0	0 0	-4
1 Alonzo Verge Jr.	G 24:53	4-5	0-0	6-6	0 6 6	1 3	14	4	4	0	0 0	23
5 Bryce McGowens	G 30:35	4-9	0-4	10-10	1 10 11	4 8	18	4	2	1	1 24	24
0 C.J. Wilcher	25:21	1-3	1-3	0-0	0 2 2	2 0	3	4	1	0	0 0	22
10 Kobe Webster	19:03	1-4	1-3	3-4	1 1 2	0 2 6	1	0	2	0	0 0	9
30 Kelsai Tominga	11:01	3-6	2-5	3-4	0 2 2	1 2 11	0	0	0	0	0 0	8
32 Wilhelm Breidenbach	19:11	2-4	0-2	0-2	0 4 3	1 1	4	1	1	0	0 0	5
35 Eduardo Andre	12:59	4-5	0-0	0-0	1 1 2	2 3 8	1	0	0	0	0 0	7
14 Trevor Lakes	03:13	0-1	0-1	1-2	0 0 0	0 3 1	0	0	0	0	0 0	-1
4 Jackson Cronin	02:25	0-0	0-0	0-0	0 1 1	0 0	0	0	0	0	0 0	-5
15 Chris McGraw	01:02	0-0	0-0	0-0	0 0 0	0 0	0	0	0	0	0 0	-3
Team					0 2 2	0 0						
Totals	27:51	4:23	24:30	3 35	38	18	23	82	18	15	4 3	1 23

Technical Fouls: NONE

Record: 1-4

Biggest lead	SOU	NEB	Points from Turnovers	SOU	NEB	Period by Period Scoring
			1st	2nd	TOT	1st 2nd TOT
Biggest lead	0 (1 st 20:00)	28 (2 nd 2:34)	6	23	29	TSU 22 37 59
Best Scoring Run	0 (1 st 20:00)	9 (2 nd 13:35)	2	46	48	NEB 39 43 82
Lead Changes	7 (2 nd 17:08)	9 (2 nd 13:35)				
Times Tied	1	1				
Time with Lead	00:00	39:30				

NEBRASKA 79, TENNESSEE STATE 73

Official Basketball Box Score - Final
Tennessee St. at Nebraska
11/23/21 Pinnacle Bank Arena, Lincoln
Nebraska vs. Tennessee State

Game Time: 8:03 PM
Game Duration: 2:06
Attendance: 15,236

Officials: Chris Beaver, Edwin Young, Michael Kitz Jr.

Record: 1-4

NO. Name	Min	FG	3P	FT	Rebounds	Fouls	TP	AS	TO	ST	Blocks	+/-
		M-A	M-A	M-A	OR DR TOT	PF					BS BA	
4 Christian Brown	F 17:22	1-3	1-3	0-0	0 1 1	1 0	3	0	1	1	0 0	-16
11 Kassin Nicholson	F 34:24	6-13	1-4	0-0	5 5 10	3 2	13	1	2	0	0 0	-2
24 Jalen Dupree	F 15:37	1-5	0-2	0-0	1 5 6	3 1	2	1	1	1	0 0	-14
1 Marcus Fitzgerald Jr.	G 26:16	3-7	2-5	1-6	0 2 2	1 3	9	1	4	1	0 0	-25
21 Kenny Cooper	G 34:55	3-5	2-2	1-2	0 3 3	3 1	9	8	1	0	1 0	1
2 Carlos Marshall, Jr.	G 23:34	2-11	1-6	4-4	0 0 0	5 2	9	1	1	0	0 0	2
23 Emmanuel Dowuona	20:41	2-5	0-0	1-2	4 7 11	2 2	5	0	1	0	1 0	4
20 Detric Boyd	20:36	8-15	6-11	1-1	0 2 2	2 2 23	1	0	0	0	0 0	12
15 Hecy Miller	03:57	0-0	0-0	0-0	0 0 0	0 0	0	0	0	0	0 0	1
44 David Acosta	03:36	0-0	0-0	0-0	0 0 0	1 0	0	0	0	0	0 0	5
Team					2 0 2	0 0						
Totals	26:64	13:33	8:15	12 25	37	21	13	73	15	13	2 2	-6

Technical Fouls: NONE

Record: 4-2

NO. Name	Min	FG	3P	FT	Rebounds	Fouls	TP	AS	TO	ST	Blocks	+/-
		M-A	M-A	M-A	OR DR TOT	PF					BS BA	
11 Lat Mayen	F 35:49	1-4	1-4	2-2	1 4 5	2 2	5	2	1	1	0 0	12
13 Derrick Walker	F 29:30	7-7	0-0	2-6	0 6 6	3 3	16	0	1	0	1 0	18
23 Keon Edwards	F 09:18	1-4	0-3	0-0	0 2 2	1 1	2	0	0	0	0 0	14
1 Alonzo Verge Jr.	G 32:47	7-11	1-3	3-7	1 4 5	0 6	18	10	2	3	0 1	2
5 Bryce McGowens	G 31:28	5-10	1-5	7-8	1 5 6	1 6	18	4	3	1	0 1	7
0 C.J. Wilcher	26:46	5-10	3-7	2-2	0 4 4	1 2	15	1	1	0	0 0	-12
32 Wilhelm Breidenbach	09:23	0-2	0-1	0-0	0 0 0	3 0	0	0	0	0	0 0	-14
35 Eduardo Andre	05:09	0-0	0-0	1-2	1 0 1	1 1	1	0	1	0	0 0	-5
30 Kelsai Tominga	08:00	1-4	0-2	0-0	0 0 0	0 0	2	0	0	0	0 0	0
10 Kobe Webster	11:50	1-1	0-0	0-0	0 3 3	1 0	2	1	1	0	0 0	8
Team					2 1 3	0 0						
Totals	28:53	6:25	17:27	6 29	35	13	21	79	18	10	6 2	2 6

Technical Fouls: NONE

Record: 1-4

Biggest lead	TSU	NEB	Points from Turnovers	TSU	NEB	Period by Period Scoring
			1st	2nd	TOT	1st 2nd TOT
Biggest lead	4 (1 st 2:18)	10 (1 st 16:11)	12	21	33	TSU 41 32 73
Best Scoring Run	9 (1 st 13:21)	9 (1 st 16:11)	18	34	52	NEB 38 41 79
Lead Changes	9 (1 st 13:21)	9 (1 st 16:11)				
Times Tied	7	7				
Time with Lead	07:24	28:50				

NEBRASKA 83, SOUTH DAKOTA 70



Official Basketball Box Score - Final
South Dakota at Nebraska
11/27/21 Pinnacle Bank Arena, Lincoln
Nebraska vs. South Dakota

Game Time: 1:01 PM
Game Duration: 1:53
Attendance: 15,666

Officials: Donnie Epley, Bill Ek, John Floyd

Record: 4-2

NO. Name	Min	FG	3P	FT	Rebounds	Fouls	TP	AS	TO	ST	Blocks	+/-
		M-A	M-A	M-A	OR DR TOT	PF					BS BA	
12 Hunter Goodrick	F 29:58	2-2	0-0	2-7	2 5 7	3 5	6	3	3	1	0 0	-4
34 Taseo Kamateros	F 25:13	3-6	2-4	0-0	1 4 5	0 2 8	3	1	1	0	1 0	-20
3 Xavier Fuller	G 31:54	2-11	1-2	3-6	2 5 7	4 6	8	0	5	1	0 1	-15
5 Kriz Perrott-Hunt	G 37:06	7-17	4-9	1-1	0 6 6	4 1	19	3	1	1	1 1	-11
11 Mason Archambault	G 23:51	4-10	4-9	0-0	2 2 5	1 1	12	3	1	3	0 0	4
0 Boogie Anderson	20:01	0-5	0-0	0-0	0 1 1	0 0	0	1	1	0	0 0	-15
25 Damani Hayes	13:24	2-2	0-0	0-0	4 1 5	1 0	4	1	0	1	0 0	-11
20 Max Burchill	06:23	1-2	1-1	0-0	1 0 1	1 0	3	1	0	0	0 0	-4
24 Kanon Koster	00:45	0-0	0-0	0-0	0 1 1	0 0	0	0	0	0	0 0	2
32 Nikola Zizic	11:25	4-4	0-0	2-2	1 2 3	3 1	10	1	2	0	0 0	9
Team					2 0 2	0 0						
Totals	25:59	12:25	8:16	13 27	40	21	16	70	16	8	1 4	-13

Technical Fouls: NONE

Record: 5-3

NO. Name	Min	FG	3P	FT	Rebounds	Fouls	TP	AS	TO	ST	Blocks	+/-
		M-A	M-A	M-A	OR DR TOT	PF					BS BA	
11 Lat Mayen	F 14:24	1-2	0-0	0-0	0 4 4	1 1	2	1	2	0	0 0	6
13 Derrick Walker	F 19:21	6-7	0-0	1-1	1 4 5	1 1	13	0	1	1	0 0	5
23 Keon Edwards	F 11:54	0-3	0-3	0-0	1 1 1	0 0	0	0	0	0	0 0	-3
1 Alonzo Verge Jr.	G 16:17	1-7	0-3	1-1	0 2 2	2 2	3	5	2	1	0 0	3
5 Bryce McGowens	G 33:30	6-12	2-5	8-10	2 6 8	1 6	22	4	1	1	0 1	7
0 C.J. Wilcher	19:59	2-6	1-3	0-0	3 1 4	1 0	5	2	0	0	1 0	10
10 Kobe Webster	28:36	3-10	1-3	2-3	0 0 0	2 1	9	3	0	0	0 0	

2021-22 BOXSCORES

INDIANA 68, NEBRASKA 55



Official Basketball Box Score - Final
Nebraska at Indiana
 12/04/21 Simon Skjott Assembly Hall, Bloomington, Ind.
 2021-22 Men's Basketball

Game Time: 12:00 PM
 Game Duration: 1:49
 Attendance: 17,222

Officials: Paul Szec, Chris Beaver, Brandon Cruz

NO.	Name	Min	FG		3P		FT		Rebounds		Fouls		TP	AS	TO	ST	Blocks			+/-	
			M-A	M-A	M-A	M-A	OR	DR	PF	FD	BS	BA					BL				
11	Lat Mayen	F 13:56	1-4	0-2	0-0	2	2	2	2	1	0	0	0	1	1	0	0	1	1	1	-7
13	Derrick Walker	F 23:40	4-5	0-0	0-2	3	1	4	2	8	0	1	2	0	0	0	0	0	0	0	-5
1	Alonzo Verge Jr.	G 33:09	6-13	1-2	2-2	0	5	5	3	4	15	3	6	0	0	0	0	0	0	0	-5
5	Bryce McGowens	G 33:04	3-14	1-5	1-1	0	5	5	3	8	11	3	1	0	4	16	0	0	0	0	-4
30	Keisel Tominağa	G 21:47	2-7	1-5	0-0	0	3	3	1	0	5	0	0	1	0	0	0	0	0	0	-4
0	C.J. Wilcher	23:48	1-4	1-4	0-0	0	3	3	0	0	3	1	2	1	0	0	0	0	0	0	-13
10	Kobe Webster	18:04	3-9	1-3	0-0	0	1	1	0	1	0	7	2	0	2	0	0	0	0	0	-11
35	Eduardo Andre	14:27	1-2	0-0	0-0	1	2	3	1	1	2	1	2	2	0	0	0	0	0	0	-7
32	Wilhelm Breidenbach	16:51	2-3	0-1	1-1	0	4	4	1	1	5	0	0	0	1	0	0	0	0	0	-5
23	Keon Edwards	01:14	0-0	0-0	0-0	0	0	0	0	0	0	0	0	0	0	0	0	0	0	0	2
Team						1	1	2			0										
Totals			23-61	5-22	4-5	5	27	32	18	12	55	9	14	9	1	5	0	0	0	0	-13

Shooting By Period

1st FG%	9-30	30.0%
3PT%	1-10	10.0%
FT%	3-3	100%
2nd FG%	14-31	45.2%
3PT%	4-12	33.3%
FT%	1-2	50%
GM FG%	23-61	37.7%
3PT%	5-22	22.7%
FT%	4-5	80.0%

Dead Ball Rebounds: 0, 0

Technical Fouls: NONE

NO.	Name	Min	FG		3P		FT		Rebounds		Fouls		TP	AS	TO	ST	Blocks			+/-	
			M-A	M-A	M-A	M-A	OR	DR	PF	FD	BS	BA					BL				
12	Miller Kopp	F 23:53	0-5	0-2	0-0	1	2	3	1	1	0	3	4	0	0	0	0	1	0	0	0
23	Trayce Jackson-Davis	F 35:22	5-11	0-0	4-5	0	7	7	1	4	14	0	4	3	4	0	6	0	0	0	6
25	Race Thompson	F 30:06	5-9	0-2	1-2	2	9	11	1	4	11	2	0	1	1	0	12	0	0	0	12
0	Xavier Johnson	G 15:32	1-5	0-1	6-6	1	5	6	3	4	8	0	1	1	0	0	7	0	0	0	7
45	Parker Stewart	G 24:45	3-7	3-6	0-0	0	3	3	2	0	9	0	0	0	0	0	2	0	0	0	2
1	Rob Phinisee	24:28	2-7	1-3	0-0	2	2	4	2	1	5	3	2	1	0	0	6	0	0	0	6
3	Anthony Leal	12:23	1-1	1-1	0-0	0	1	1	1	0	3	2	1	1	0	0	9	0	0	0	9
53	Tamar Bates	24:39	4-9	3-7	2-2	0	0	0	0	2	13	0	1	1	0	0	0	0	0	0	16
22	Jordan Geronimo	05:32	1-2	0-0	1-2	1	1	2	1	1	3	0	1	0	0	0	4	0	0	0	4
2	Michael Durr	03:20	1-1	0-0	0-0	1	1	2	0	1	2	0	0	0	0	0	3	0	0	0	3
Team						0	2	2			0										
Totals			23-57	8-22	14-17	8	33	41	12	18	68	10	15	7	5	1	13	0	0	0	13

Shooting By Period

1st FG%	11-30	36.7%
3PT%	4-12	33.3%
FT%	0-0	0%
2nd FG%	12-27	44.4%
3PT%	4-10	40.0%
FT%	14-17	82.4%
GM FG%	23-57	40.4%
3PT%	9-22	36.4%
FT%	14-17	82.4%

Dead Ball Rebounds: 2, 1

Technical Fouls: NONE

Biggest lead	NEB		IND		Points from Turnovers	NEB		IND		Period by Period Scoring
	10 (1st 13:26)	15 (2nd 9:13)	11	21		1st	2nd	TOT		
Best Scoring Run	9 (1st 15:45)		8 (2nd 9:13)		28	28	28	55		
Lead Changes	2		6		NEB	22	33	55		
Times Tied	2		9		IND	26	42	68		
Time with Lead	12:30	24:34								

MICHIGAN 102, NEBRASKA 67



Official Basketball Box Score - Final
Michigan at Nebraska
 12/07/21 Frensch Bark Arena, Lincoln
 Nebraska vs. Michigan

Game Time: 6:01 PM
 Game Duration: 1:56
 Attendance: 15,426

Officials: Rob Riley, Keith Kimble, Rob Kueneman

NO.	Name	Min	FG		3P		FT		Rebounds		Fouls		TP	AS	TO	ST	Blocks			+/-	
			M-A	M-A	M-A	M-A	OR	DR	PF	FD	BS	BA					BL				
23	Brandon Johns Jr.	F 21:00	6-9	2-3	6-7	1	4	5	3	20	0	2	1	0	1	0	1	12	0	0	12
1	Hunter Dickinson	F 29:04	7-14	1-3	0-0	6	6	12	2	3	15	3	0	2	1	0	1	2	17	0	17
5	DeVante Jones	G 25:02	1-5	1-3	0-0	2	3	5	2	3	8	0	3	1	0	0	22	0	0	22	
22	Caleb Houston	G 27:00	6-9	4-7	0-0	0	6	6	2	0	6	2	0	6	2	0	0	0	0	0	25
55	Eli Brooks	G 27:29	3-10	2-8	2-2	1	2	3	1	2	10	2	0	0	0	0	25	0	0	25	
5	Terrance Williams II	21:52	9-12	3-3	1-1	2	3	5	0	1	22	3	1	0	0	0	34	0	0	34	
10	Frankie Collins	14:58	1-4	0-1	0-2	0	2	3	2	1	2	3	0	0	0	0	0	0	0	0	11
3	Zeb Jackson	15:07	2-4	1-3	0-0	0	5	5	2	0	5	1	2	0	0	0	18	0	0	18	
2	Kobe Bufkin	10:24	2-5	1-1	0-0	1	0	1	0	5	1	0	5	1	2	0	0	0	0	0	5
44	Jaron Faulds	06:36	2-4	0-0	0-0	1	0	1	0	2	4	0	0	0	0	0	7	0	0	7	
13	Ian Burns	01:28	0-0	0-0	0-0	0	0	0	0	0	0	0	0	0	0	0	0	0	0	0	2
Team						1	3	4			0										
Totals			39-76	15-32	9-12	15	39	54	18	15	102	25	12	7	2	3	35	0	0	0	35

Shooting By Period

1st FG%	13-37	35.1%
3PT%	3-18	16.7%
FT%	3-3	100%
2nd FG%	10-35	28.6%
3PT%	2-17	11.8%
FT%	13-18	72.2%
GM FG%	23-72	31.9%
3PT%	5-35	14.3%
FT%	16-21	76.2%

Dead Ball Rebounds: 1, 0

Technical Fouls: NONE

NO.	Name	Min	FG		3P		FT		Rebounds		Fouls		TP	AS	TO	ST	Blocks			+/-	
			M-A	M-A	M-A	M-A	OR	DR	PF	FD	BS	BA					BL				
11	Lat Mayen	F 20:17	1-5	1-5	1-2	1	2	3	2	2	4	0	0	1	0	0	1	0	0	0	-14
13	Derrick Walker	F 18:14	0-0	0-0	1-2	1	3	4	2	1	1	0	0	0	1	0	0	0	0	0	-13
1	Alonzo Verge Jr.	G 29:50	12-21	1-3	6-6	2	6	8	2	6	31	3	4	0	1	0	22	0	0	0	22
5	Bryce McGowens	G 27:05	2-9	0-4	4-5	2	4	6	0	4	8	1	0	0	0	0	23	0	0	0	23
30	Keisel Tominağa	G 33:24	4-14	3-11	0-0	0	3	3	0	0	11	1	0	0	0	0	25	0	0	0	25
0	C.J. Wilcher	18:09	1-8	0-5	0-0	0	2	2	1	0	2	0	0	0	0	0	20	0	0	0	20
35	Eduardo Andre	11:56	0-0	0-0	4-6	2	6	5	4	0	4	0	2	1	1	0	0	0	0	0	16
32	Wilhelm Breidenbach	14:18	2-7	0-2	0-0	3	1	4	1	2	4	0	1	2	0	0	0	0	0	0	-14
10	Kobe Webster	11:47	0-5	0-4	0-0	0	0	0	0	0	0	0	0	0	0	0	0	0	0	0	-20
23	Keon Edwards	10:14	1-3	0-1	0-0	0	0	0	0	2	2	0	1	0	0	0	0	0	0	0	-7
15	Chris McGraw	03:18	0-0	0-0	0-0	0	0	0	0	0	0	0	0	0	0	0	0	0	0	0	-2
4	Jackson Cronin	01:28	0-0	0-0	0-0	0	0	0	0	0	0	0	0	0	0	0	0	0	0	0	-2
Team						1	1	2			0										
Totals			23-72	5-35	16-21	14	24	38	15	18	67	6	9	4	3	2	35	0	0	0	35

2021-22 BOXSCORES

NEBRASKA 88, KENNESAW STATE 74



Official Basketball Box Score - Final
Kennesaw St. at Nebraska
 12/22/21 Finnacle Bank Arena, Lincoln
 Nebraska vs. Kennesaw St.

Game Time: 6:35 PM
 Game Duration: 2:14
 Attendance: 14,519

Officials: Rob Kueneman, Kelly Pfeifer, Edwin Young

Kennesaw St. - 74 Record: 4-8

NO.	Name	Min	FG		3P		FT		Rebounds		Fouls		TP	AS	TO	ST	Blocks		+/-
			M-A	M-A	M-A	M-A	OR	DR	PF	FD	BS	BA							
0	Demond Robinson	F 23:20	1-4	0-0	0-0	2	0	2	0	1	2	0	1	0	2	0	0	0	-21
1	Terrill Burden	G 15:31	10-14	0-1	7-7	1	7	8	2	9	27	6	4	1	0	0	0	0	-10
3	Chris Youngblood	G 35:31	4-13	2-9	1-2	4	8	12	1	2	11	6	2	1	0	1	0	0	-14
5	Brandon Stroud	G 22:58	1-5	0-2	1-3	1	5	6	4	3	3	1	3	0	0	2	0	-11	
22	Spencer Rodgers	G 30:03	3-11	2-7	0-0	4	4	2	2	8	0	6	1	0	1	0	0	-18	
2	Nate Springs	05:32	0-2	0-1	0-0	1	2	2	0	0	0	0	0	0	0	0	0	-1	
12	Jamir Moultrie	22:57	4-9	2-5	2-3	0	0	0	4	2	12	0	2	1	0	0	0	0	
13	Kasen Jennings	12:32	2-3	1-1	0-0	0	0	0	5	0	5	0	3	1	0	0	0	0	
21	Armani Harris	04:36	0-0	0-0	0-0	1	2	3	0	0	0	0	1	0	0	0	0	-8	
4	Cole LaRue	02:24	0-0	0-0	0-0	0	0	0	0	0	0	0	0	0	0	0	0	0	
10	Alex Peterson	01:25	0-1	0-0	0-0	0	0	0	0	0	0	0	0	0	0	0	0	-4	
15	Mayson Quartlebaum	03:31	1-1	0-0	0-0	1	0	1	2	6	0	0	0	0	0	0	0	0	
Team						0	4	4			0								
Totals		26:63	7:26	15:19	11	31	42	21	21	74	8	21	7	0	0	5	-14		

Shooting By Period

1st FG% 13-33 39.4%
 3PT% 4-12 33.3%
 FT% 4-5 80%

2nd FG% 13-30 43.3%
 3PT% 3-14 21.4%
 FT% 11-14 78.6%

GM FG% 26-63 41.3%
 3PT% 7-28 25.0%
 FT% 15-19 78.9%

Dead Ball Rebounds: 2, 0

Technical Fouls: NONE

Nebraska - 88 Record: 6-7

NO.	Name	Min	FG		3P		FT		Rebounds		Fouls		TP	AS	TO	ST	Blocks		+/-
			M-A	M-A	M-A	M-A	OR	DR	PF	FD	BS	BA							
11	Lat Mayen	F 19:23	2-6	2-5	0-0	0	2	2	3	0	6	2	0	1	0	0	0	0	-1
13	Derrick Walker	F 24:18	4-5	0-0	3-3	2	2	4	1	5	11	1	2	1	3	0	0	18	
1	Alonzo Verge Jr.	G 31:22	5-9	2-3	4-6	0	7	2	6	16	12	7	2	1	0	0	0	23	
5	Bryce McGowens	G 26:01	4-7	3-5	0-1	0	4	4	5	11	11	0	3	2	0	0	0	19	
30	Keisel Tomingana	G 26:20	7-12	4-7	0-0	0	1	2	1	18	2	2	1	0	0	0	0	-3	
10	Kobe Webster	22:46	1-7	1-3	3-5	0	2	2	2	4	6	1	0	0	0	0	0	5	
0	C.J. Wilcher	16:25	3-4	1-2	1-2	0	0	0	1	1	8	0	1	1	1	0	0	17	
35	Eduardo Andre	13:01	1-2	0-0	1-2	1	4	5	4	2	3	0	2	1	0	0	0	0	
14	Trevor Lakes	15:28	3-5	2-4	0-0	0	1	1	0	1	8	1	0	1	0	0	0	-1	
23	Keon Edwards	03:10	0-0	0-0	1-2	0	1	1	0	1	1	1	0	0	0	0	0	-5	
4	Jackson Cronin	00:53	0-0	0-0	0-0	0	0	0	0	0	0	0	0	0	0	0	0	-1	
15	Chris McGraw	00:53	0-0	0-0	0-0	0	0	0	0	0	0	0	0	0	0	0	0	-1	
Team						0	4	4		0									
Totals		30:57	15:29	13:21	3	28	41	21	21	88	20	17	10	5	0	14			

Shooting By Period

1st FG% 16-31 51.6%
 3PT% 9-17 52.9%
 FT% 4-6 66.7%

2nd FG% 14-26 53.8%
 3PT% 6-12 50.0%
 FT% 8-15 53.3%

GM FG% 30-57 52.6%
 3PT% 15-29 51.7%
 FT% 13-21 61.9%

Dead Ball Rebounds: 1, 0

Technical Fouls: NONE

Biggest lead 8 (1st 14:10) 25 (2nd 8:10)

Best Scoring Run 7 (1st 14:10) 15 (1st 9:28)

Lead Changes 1

Times Tied 0

Time with Lead 08:26 30:19

Game Notes: Fops warning Kennesaw St 18:22 2nd half

Points from Turnovers 20 19

Paint 34 28

Second Chance 10 3

Fast Breaks 12 19

Bench 23 26

Period by Period Scoring

	1st	2nd	TOT
NEB	34	40	74
KSU	45	43	88

NO. 13 OHIO STATE 87, NEBRASKA 79 (OT)



Official Basketball Box Score - Final
Ohio St. at Nebraska
 01/02/22 Finnacle Bank Arena, Lincoln
 Nebraska vs. Ohio State

Game Time: 7:01 PM
 Game Duration: 2:13
 Attendance: 14,478

Officials: Larry Scrotto, Lewis Garrison, Don Daly

Ohio St. - 87 Record: 9-2 (3-0)

NO.	Name	Min	FG		3P		FT		Rebounds		Fouls		TP	AS	TO	ST	Blocks		+/-
			M-A	M-A	M-A	M-A	OR	DR	PF	FD	BS	BA							
10	Justin Ahrens	F 23:42	1-5	1-5	2-2	0	2	2	2	1	5	1	1	1	0	0	0	0	4
23	Zed Key	F 34:24	3-5	0-0	1-2	6	8	14	2	4	7	2	1	0	0	1	0	0	8
32	E.J. Liddell	F 40:33	2-14	1-5	5-6	3	5	8	4	6	10	7	3	0	4	0	0	7	
22	Malaki Branham	G 42:07	13-19	6-10	3-4	0	6	6	2	2	35	1	2	0	0	0	0	11	
55	Jamari Wheeler	G 31:26	6-8	4-5	0-0	3	4	7	2	1	16	1	5	1	0	0	0	14	
0	Meechie Johnson Jr.	20:43	2-5	2-4	0-0	0	1	1	3	0	6	2	2	2	0	0	0	0	
3	Eugene Verge III	06:38	1-1	0-0	0-0	1	0	1	1	1	2	1	1	0	1	0	0	2	
50	Joey Brunk	04:34	0-0	0-0	0-0	0	1	1	2	0	0	0	1	0	0	0	0	-5	
2	Cedric Russell	12:26	1-4	1-4	0-0	0	0	0	1	1	3	1	0	0	0	0	0	-3	
1	Jimmy Sotos	08:27	1-2	1-1	0-0	0	1	1	0	0	3	2	0	0	0	0	0	2	
Team						0	1	1			0								
Totals		30:63	16:34	11:14	13	29	42	19	16	87	18	16	4	6	0	8			

Shooting By Period

1st FG% 13-32 40.6%
 3PT% 7-19 36.8%
 FT% 1-2 50%

2nd FG% 13-26 50.0%
 3PT% 6-12 50.0%
 FT% 6-8 75%

OT FG% 4-5 80.0%
 3PT% 3-3 100.0%
 FT% 4-4 100%

GM FG% 30-63 47.1%
 3PT% 13-34 38.2%
 FT% 11-14 78.6%

Dead Ball Rebounds: 0, 0

Technical Fouls: NONE

Nebraska - 79 Record: 6-8 (0-3)

NO.	Name	Min	FG		3P		FT		Rebounds		Fouls		TP	AS	TO	ST	Blocks		+/-
			M-A	M-A	M-A	M-A	OR	DR	PF	FD	BS	BA							
11	Lat Mayen	F 31:05	3-8	0-4	2-4	3	4	7	5	3	8	1	1	0	0	0	0	-6	
13	Derrick Walker	F 34:21	6-10	0-0	3-4	3	7	10	3	3	15	1	3	4	0	1	0	-15	
1	Alonzo Verge Jr.	G 22:26	1-6	0-1	4-6	0	2	2	0	5	6	4	1	2	0	1	0	-10	
5	Bryce McGowens	G 38:21	6-19	2-6	4-4	2	3	5	1	5	18	2	1	1	0	0	0	-7	
30	Keisel Tomingana	G 16:41	2-5	1-4	2-2	0	0	0	1	1	7	1	0	0	0	0	0	-2	
0	C.J. Wilcher	34:11	5-8	3-4	0-0	1	0	1	2	1	13	1	0	0	0	0	0	-5	
10	Kobe Webster	30:56	2-6	2-3	2-3	0	3	3	1	8	2	1	0	0	0	0	0	-4	
35	Eduardo Andre	10:36	2-2	0-0	0-0	0	0	0	3	2	0	4	1	1	2	0	0	0	
14	Trevor Lakes	06:23	0-1	0-0	0-0	0	0	0	0	0	0	0	0	0	0	0	0	2	
Team						2	1	3			0								
Totals		27:65	8:23	17:23	11	23	34	16	19	79	13	8	9	0	6	-8			

Shooting By Period

1st FG% 12-27 44.4%
 3PT% 3-12 25.0%
 FT% 5-6 83.3%

2nd FG% 13-31 41.9%
 3PT% 4-10 40.0%
 FT% 10-15 66.7%

OT FG% 4-5 80.0%
 3PT% 1-1 100.0%
 FT% 2-2 100%

GM FG% 27-65 41.5%
 3PT% 8-23 34.8%
 FT% 17-23 73.9%

Dead Ball Rebounds: 4, 0

Technical Fouls: NONE

Biggest lead OSU 8 (1st 11:36) NEB 5 (2nd 2:10)

Best Scoring Run 11 (1st 07:36) 10 (1st 9:05)

Lead Changes 8

Times Tied 11

Time with Lead 30:06 08:08

Points from Turnovers 6 14

Paint 28 38

Second Chance 12 12

Fast Breaks 5 5

Bench 14 25

Period by Period Scoring

	1st	2nd	OT	TOT
OSU	34	38	15	87
NEB	32	40	7	79

NO. 10 MICHIGAN STATE 79, NEBRASKA 67



Official Basketball Box Score - Final
Nebraska at Michigan St.
 01/05/22 Breslin Events Center, East Lansing

2021-22 BOXSCORES

IOWA 98, NEBRASKA 75



Official Basketball Box Score - Final
Nebraska at Iowa
 02/13/22 Carver-Hawkeye Arena, Iowa City
 2021-22 Men's Basketball

Game Time: 1:06 PM
 Game Duration: 1:49
 Attendance: 13,772

Officials: D.J. Carstensen, Courtney Green, Eric Curry

Nebraska - 75		Record: 7-18 (1-13)													Shooting By Period							
NO.	Name	Min	FG		3P		FT		Rebounds		Fouls		TP	AS	TO	ST	Blocks		+/-	1st FG%	3PT%	FT%
			M-A	M-A	M-A	M-A	OR	DR	TOT	PF	FD	BS					BA					
11	Lat Mayen	22:54	3-5	1-3	0-0	0	3	3	3	0	7	2	1	0	0	0	0	0	-26			
13	Derrick Walker	25:42	6-8	0-0	2-3	3	3	6	2	4	14	1	0	1	1	0	0	0	-30			
1	Alonzo Vargo Jr.	25:45	2-4	0-0	1-1	0	4	4	1	3	5	6	3	0	0	0	0	0	-21	2nd FG%	18-33	54.3%
2	Trey McGowens	26:25	2-7	0-1	3-4	2	3	5	2	4	7	4	5	2	0	1	0	-10	3PT%	5-11	45.3%	
5	Bryce McGowens	29:56	3-13	1-6	4-4	0	4	4	1	3	11	0	2	0	0	1	0	-19	FT%	9-10	90%	
35	Eduardo Andre	11:19	4-5	0-0	2-2	0	2	2	3	1	10	2	1	0	1	1	1	11	GM FG%	27-62	43.5%	
0	C.J. Wilcher	21:31	2-7	1-4	0-0	0	2	2	2	0	5	1	1	1	0	1	0	-8	3PT%	7-25	28.0%	
10	Kobe Webster	22:21	2-5	2-4	0-0	0	4	4	1	0	6	1	2	1	0	0	0	-10	FT%	14-16	87.5%	
30	Keisel Tominaga	12:07	1-6	1-6	2-2	0	3	3	0	1	5	1	0	0	0	0	0	-4				
4	Jackson Cronin	02:00	2-2	1-1	0-0	0	0	0	0	0	5	0	0	0	0	0	0	2				
Team							1	1	2													
Totals			27-62	7-25	14-16	6	29	35	15	16	75	18	15	5	2	4	-23					

Technical Fouls: NONE

Iowa - 98		Record: 17-7 (7-6)													Shooting By Period							
NO.	Name	Min	FG		3P		FT		Rebounds		Fouls		TP	AS	TO	ST	Blocks		+/-	1st FG%	3PT%	FT%
			M-A	M-A	M-A	M-A	OR	DR	TOT	PF	FD	BS					BA					
0	Filip Rebraca	21:42	2-7	0-1	0-0	0	6	6	1	0	4	1	1	1	0	1	8					
15	Keegan Murray	28:49	15-21	3-4	4-5	3	3	6	0	6	37	0	0	3	2	0	31					
22	Patrick McCaffery	25:01	3-10	0-4	3-4	1	4	5	1	3	9	4	1	2	0	0	10					
3	Jordan Bohannon	24:15	3-7	2-5	2-2	0	3	3	0	0	10	3	1	1	0	0	29	2nd FG%	19-35	54.3%		
11	Tony Perkins	10:45	2-3	0-1	0-0	0	0	0	2	0	4	0	0	0	0	0	6					
2	Joe Toussaint	16:16	1-6	0-2	0-0	0	0	0	1	3	2	4	2	3	0	0	1					
24	Kris Murray	19:32	5-7	1-2	1-1	1	6	7	4	1	12	1	0	0	2	0	13					
30	Connor McCaffery	19:09	1-4	1-4	0-0	2	2	4	3	1	3	3	1	0	0	0	15					
20	Payton Sandfort	16:53	5-8	2-4	0-0	2	6	8	4	1	12	1	1	0	0	0	16					
4	Ahron Ulis	07:41	0-0	0-0	0-0	0	0	0	0	0	0	0	1	1	0	0	0					
13	Austin Ash	03:25	1-1	1-1	0-0	0	0	0	0	0	3	1	0	0	0	0	-5					
23	Josh Ogundele	03:23	1-2	0-0	0-0	0	0	0	0	0	2	0	0	0	0	1	-5					
44	Riley Mulvey	02:00	0-0	0-0	0-0	0	0	0	0	0	0	0	0	0	0	0	-2					
25	Luc Laketa	01:09	0-0	0-0	0-0	0	0	0	0	0	0	0	0	0	0	0	-2					
Team							1	1	2													
Totals			39-76	10-28	10-12	10	31	41	16	15	98	19	9	10	4	2	23					

Technical Fouls: NONE

	NEB		IOWA		Points from Turnovers	Paint	Second Chance	Fast Breaks	Bench	Period by Period Scoring			
	1st	2nd	1st	2nd						TOT			
Biggest lead	4 (1st 14:03)	36 (2nd 14:26)			9	24	7	8	31	NEB	25	50	75
Best Scoring Run	10 (2nd 11:50)	15 (1st 10:39)			40	50	7	21	34	IOWA	53	45	98
Lead Changes	4												
Times Tied	2												
Time with Lead	01:45	37:24											



2021-22 Nebraska Men's Basketball Combined Team Statistics All games

Game Records

Record	Overall	Home	Away	Neutral
ALL GAMES	7-18	7-10	0-7	0-1
CONFERENCE	1-13	1-7	0-6	0-0
NON-CONFERENCE	6-5	6-3	0-1	0-1

Score by Periods

Team	1st	2nd	OT	TOT
Nebraska	842	935	37	1814
Opponents	928	997	49	1974

Team Box Score

No.	Player	Total					3-Point		F-Throw		Rebounds				Other				PTS	AVG		
		GP-GS	MIN	AVG	FG-FGA	FG%	3FG-3FGA	3FG%	FT-FTA	FT%	OFF	DEF	TOT	AVG	PF	DQ	A	TO			BLK	STL
5	MCGOWENS, Bryce	25-25	830:08	33.2	129-321	.402	32-116	.276	122-147	.830	19	113	132	5.3	55	1	35	51	9	19	412	16.5
1	VERGE JR., Alonzo	24-24	668:06	27.8	122-275	.444	12-39	.308	70-94	.745	12	95	107	4.5	45	1	125	84	5	36	326	13.6
13	WALKER, Derrick	25-25	649:10	26.0	104-150	.693	0-1	.000	32-46	.696	45	98	143	5.7	69	3	32	45	25	21	240	9.6
0	WILCHER, C.J.	25-1	621:54	24.9	70-159	.440	41-105	.390	15-25	.600	15	49	64	2.6	29	1	21	25	3	21	196	7.8
30	TOMINAGA, Keisei	25-11	459:13	18.4	58-148	.392	36-104	.346	13-16	.813	6	33	39	1.6	20	0	16	10	1	23	165	6.6
2	MCGOWENS, Trey	10-9	257:36	25.8	19-53	.358	2-9	.222	26-45	.578	8	36	44	4.4	22	1	21	18	4	11	66	6.6
10	WEBSTER, Kobe	23-1	461:54	20.1	46-129	.357	22-68	.324	21-32	.656	1	34	35	1.5	30	0	36	22	0	13	135	5.9
11	MAYEN, Lat	24-24	548:10	22.8	44-126	.349	21-75	.280	19-27	.704	16	80	96	4.0	59	1	19	25	7	12	128	5.3
32	BREIDENBACH, Wilhelm	10-0	157:26	15.7	14-39	.359	3-20	.150	6-12	.500	7	20	27	2.7	33	2	6	7	6	10	37	3.7
35	ANDRE, Eduardo	23-0	273:05	11.9	30-53	.566	0-1	.000	20-39	.513	22	56	78	3.4	53	2	8	29	11	15	80	3.5
14	LAKES, Trevor	8-0	71:25	8.9	4-14	.286	3-13	.231	1-2	.500	1	6	7	0.9	7	0	2	1	1	2	12	1.5
4	CRONIN, Jackson	11-0	15:07	1.4	3-5	.600	1-1	1.000	0-2	.000	0	1	1	0.1	0	0	0	0	0	0	7	0.6
23	EDWARDS, Keon	16-5	103:12	6.5	4-19	.211	1-14	.071	1-2	.500	3	8	11	0.7	12	0	2	3	0	2	10	0.6
15	MCGRAW, Chris	6-0	08:33	1.4	0-0	.000	0-0	.000	0-0	.000	0	0	0	0.0	0	0	1	0	0	0	0	0.0
Team											28	28	56					4				
Total		25	5125		647-1491	.434	174-566	.307	346-489	.708	183	657	840	33.6	434	12	324	324	72	185	1814	72.6
Opponents		25	5125		711-1607	.442	226-640	.353	326-455	.716	307	744	1051	42.0	463	10	361	360	92	185	1974	79.0

Team Statistics

	NEBR	OPP
Scoring	1814	1974
Points per game	72.6	79.0
Scoring margin	-6.4	-
Field goals-att	647-1491	711-1607
Field goal pct	.434	.442
3 point fg-att	174-566	226-640
3-point FG pct	.307	.353
3-pt FG made per game	7.0	9.0
Free throws-att	346-489	326-455
Free throw pct	.708	.716
F-Throws made per game	13.8	13.0
Rebounds	840	1051
Rebounds per game	33.6	42.0
Rebounding margin	-8.4	-
Assists	324	361
Assists per game	13.0	14.4
Turnovers	324	360
Turnovers per game	13.0	14.4
Turnover margin	+1.4	-
Assist/turnover ratio	1.0	1.0
Steals	185	185
Steals per game	7.4	7.4
Blocks	72	92
Blocks per game	2.9	3.7
Winning streak	0	-
Home win streak	1	-
Attendance	258968	89458
Home games-Avg/Game	17-15233	7-12780
Neutral site-Avg/Game	-	1-8557

Team Results

Date	Opponent		Score	Att.
11/09/2021	Western Ill.	L	74-75	15312
11/12/2021	Sam Houston	W	74-65	15474
11/16/2021	Creighton	L	69-77	15939
11/19/2021	Idaho St.	W	78-60	15274
11/21/2021	Southern U.	W	82-59	15255
11/23/2021	Tennessee St.	W	79-73	15236
11/27/2021	South Dakota	W	83-70	15685
12/01/2021	at NC State	Lot4	100-104	11562
12/04/2021	at Indiana	L	55-68	17222
12/07/2021	Michigan	L	67-102	15426
12/11/2021	vs Auburn	L	68-99	8557
12/19/2021	Kansas St.	L	58-67	15043
12/22/2021	Kennesaw St.	W	88-74	14519
01/02/2022	Ohio St.	Lot	79-87	14478
01/05/2022	at Michigan St.	L	67-79	14797
01/08/2022	at Rutgers	L	65-93	8000
01/11/2022	Illinois	L	71-81	14069
01/14/2022	at Purdue	L	65-92	14804
01/17/2022	Indiana	L	71-78	15290
01/27/2022	Wisconsin	L	65-73	15385
01/29/2022	Rutgers	L	61-63	15671
02/01/2022	at Michigan	L	79-85	9301
02/05/2022	Northwestern	L	63-87	15609
02/09/2022	Minnesota	W	78-65	15303
02/13/2022	at Iowa	L	75-98	13772



2021-22 Nebraska Men's Basketball Combined Team Statistics In Conference games

Game Records

Record	Overall	Home	Away	Neutral
ALL GAMES	1-13	1-7	0-6	0-0
CONFERENCE	1-13	1-7	0-6	0-0
NON-CONFERENCE	0-0	0-0	0-0	0-0

Score by Periods

Team	1st	2nd	OT	TOT
Nebraska	447	507	7	961
Opponents	544	592	15	1151

Team Box Score

No.	Player	Total			3-Point		F-Throw		Rebounds				PF		A		TO		BLK		STL		PTS		AVG	
		GP-GS	MIN	AVG	FG-FGA	FG%	3FG-3FGA	3FG%	FT-FTA	FT%	OFF	DEF	TOT	AVG	PF	DQ	A	TO	BLK	STL	PTS	AVG				
5	MCGOWENS, Bryce	14-14	457:19	32.7	71-187	.380	18-63	.286	65-76	.855	11	55	66	4.7	27	0	16	30	2	11	225	16.1				
1	VERGE JR., Alonzo	13-13	338:55	26.1	60-135	.444	7-19	.368	32-42	.762	6	39	45	3.5	25	0	54	43	1	15	159	12.2				
13	WALKER, Derrick	14-14	353:58	25.3	60-94	.638	0-0	.000	12-19	.632	22	46	68	4.9	42	3	16	24	8	13	132	9.4				
0	WILCHER, C.J.	14-0	340:30	24.3	38-90	.422	23-57	.404	6-11	.545	6	25	31	2.2	11	0	8	12	1	10	105	7.5				
2	MCGOWENS, Trey	7-6	189:21	27.0	14-40	.350	2-9	.222	17-31	.548	5	24	29	4.1	17	1	17	13	2	7	47	6.7				
11	MAYEN, Lat	14-14	345:18	24.7	28-77	.364	12-40	.300	11-17	.647	11	52	63	4.5	38	1	10	14	4	7	79	5.6				
10	WEBSTER, Kobe	14-1	274:03	19.6	25-77	.325	13-43	.302	10-17	.588	0	23	23	1.6	17	0	22	17	0	7	73	5.2				
30	TOMINAGA, Keisei	14-8	235:18	16.8	25-67	.373	15-47	.319	5-6	.833	4	20	24	1.7	12	0	11	5	1	8	70	5.0				
32	BREIDENBACH, Wilhelm	2-0	31:09	15.6	4-10	.400	0-3	.000	1-1	1.000	3	5	8	4.0	5	0	0	1	1	2	9	4.5				
35	ANDRE, Eduardo	14-0	178:21	12.7	20-31	.645	0-0	.000	10-22	.455	12	37	49	3.5	36	2	6	18	10	12	50	3.6				
4	CRONIN, Jackson	6-0	08:29	1.4	3-4	.750	1-1	1.000	0-2	.000	0	0	0	0.0	0	0	0	0	0	0	7	1.2				
23	EDWARDS, Keon	7-0	34:54	5.0	2-6	.333	1-3	.333	0-0	.000	0	2	2	0.3	5	0	0	1	0	0	5	0.7				
15	MCGRAW, Chris	1-0	03:18	3.3	0-0	.000	0-0	.000	0-0	.000	0	0	0	0.0	0	0	1	0	0	0	0	0.0				
14	LAKES, Trevor	3-0	34:07	11.4	0-3	.000	0-3	.000	0-0	.000	1	3	4	1.3	3	0	1	1	1	1	0	0.0				
Team											17	10	27				2									
Total		14	2825		350-821	.426	92-288	.319	169-244	.693	98	341	439	31.4	238	7	162	181	31	93	961	68.6				
Opponents		14	2825		415-879	.472	122-320	.381	199-259	.768	154	415	569	40.6	240	0	212	178	60	107	1151	82.2				

Team Statistics

	NEBR	OPP
Scoring	961	1151
Points per game	68.6	82.2
Scoring margin	-13.6	-
Field goals-att	350-821	415-879
Field goal pct	.426	.472
3 point fg-att	92-288	122-320
3-point FG pct	.319	.381
3-pt FG made per game	6.6	8.7
Free throws-att	169-244	199-259
Free throw pct	.693	.768
F-Throws made per game	12.1	14.2
Rebounds	439	569
Rebounds per game	31.4	40.6
Rebounding margin	-9.3	-
Assists	162	212
Assists per game	11.6	15.1
Turnovers	181	178
Turnovers per game	12.9	12.7
Turnover margin	-0.2	-
Assist/turnover ratio	0.9	1.2
Steals	93	107
Steals per game	6.6	7.6
Blocks	31	60
Blocks per game	2.2	4.3
Winning streak	0	-
Home win streak	1	-
Attendance	121231	77896
Home games-Avg/Game	8-15154	6-12983
Neutral site-Avg/Game	-	0-0

Team Results

Date	Opponent	Score	Att.
12/04/2021	at Indiana	L 55-68	17222
12/07/2021	Michigan	L 67-102	15426
01/02/2022	Ohio St.	Lot 79-87	14478
01/05/2022	at Michigan St.	L 67-79	14797
01/08/2022	at Rutgers	L 65-93	8000
01/11/2022	Illinois	L 71-81	14069
01/14/2022	at Purdue	L 65-92	14804
01/17/2022	Indiana	L 71-78	15290
01/27/2022	Wisconsin	L 65-73	15385
01/29/2022	Rutgers	L 61-63	15671
02/01/2022	at Michigan	L 79-85	9301
02/05/2022	Northwestern	L 63-87	15609
02/09/2022	Minnesota	W 78-65	15303
02/13/2022	at Iowa	L 75-98	13772