

# NEBRASKA

**NEBRASKA  
CORNHUSKERS**  
(3-8, 2-6 BIG)



**IOWA  
HAWKEYES**  
(7-4, 5-3 BIG)

**FRIDAY, NOV. 25, 2022 • 3 P.M. CT • IOWA CITY, IOWA • KINNICK STADIUM • FIELDTURF**

Nebraska completes its 2022 season on Friday when the Huskers square off against Iowa in the schools' annual Black Friday clash. Game time at Iowa's Kinnick Stadium is set for shortly after 3 p.m. with television coverage on BTN.

Nebraska heads into the contest with a 3-8 overall record and a 2-6 mark in Big Ten play. The Huskers suffered another close setback on Saturday, when Wisconsin escaped Lincoln with a 15-14 victory. Nebraska held a 14-3 edge heading into the final quarter, but the Badgers engineered two fourth-quarter touchdown drives for the victory. The loss marked Nebraska's fifth loss this season by seven or fewer points, including four in Big Ten play.

Iowa comes into the contest playing its best football of the 2022 season. The Hawkeyes have won four straight games to put themselves into position for a second straight Big Ten West Division crown and a trip to the Big Ten Championship game. Iowa stands at 7-4 overall and 5-3 in Big Ten play, and a victory on Friday will clinch the Hawkeyes a spot in the conference title game in Indianapolis on Dec. 3.

Iowa is paced by one of the nation's top defenses, allowing just 13.5 points and 273.3 yards per game. The Hawkeye defense has held nine of 11 opponents to 13 or fewer points this season, while scoring four defensive touchdowns.

The teams will battle for the Heroes Trophy for the 12th consecutive season on Friday afternoon. Iowa has won the past seven meetings in the series. The games in recent seasons have been close, with the Hawkeyes winning by a touchdown or less each of the past four years.

## THIS WEEK'S NUMBERS

**56**

Senior edge rusher **Caleb Tannor** will play in his 56th game at Nebraska on Friday. He is set to tie the school record for games played held by Cameron Meredith (2008-12). Tannor has played in every game since arriving on campus in 2018.

**33**

Nebraska is playing on Black Friday for the 33rd consecutive season dating back to 1990. The Huskers have met Iowa on Thanksgiving Friday the past 12 seasons, and played Colorado (1996-2010) and Oklahoma (1990-95) prior to that.

**7**

The Nebraska-Iowa matchup has been decided by seven or fewer points each of the past four seasons. Iowa posted three-point wins on back-to-back last second field goals in 2018 and 2019, and has won by six and seven points, respectively, the past two seasons.

## 2022 NEBRASKA FOOTBALL SCHEDULE

Aug. 27	vs. Northwestern*	FOX	L, 31-28	Wildcats rally to spoil Huskers' trip to Dublin
Sept. 3	North Dakota	BTN	W, 38-17	Grant has 23-189-2 as NU pulls away late
Sept. 10	Georgia Southern	FS1	L, 45-42	Ga. Southern scores in final minute for win
Sept. 17	#6 Oklahoma	FOX	L, 49-14	OU wins first meeting in Lincoln since '09
Oct. 1	Indiana*	BTN	W, 35-21	NU defense holds IU scoreless in second half
Oct. 7	@ Rutgers*	FS1	W, 14-13	Huskers rally from 13-point halftime deficit
Oct. 15	@ Purdue*	BTN	L, 43-37	Palmer sets school receiving record in loss
Oct. 29	#17 Illinois*	ABC	L, 26-9	Four turnovers costly in home loss
Nov. 5	Minnesota*	ESPN2	L, 20-13	Minnesota overcomes 10-point halftime deficit
Nov. 12	#3 @ Michigan*	ABC	L, 34-3	Wolverine run game (264 yards) controls contest
Nov. 19	Wisconsin*	ESPN	L, 15-14	NU falls short as Badgers rally from 11 down
Nov. 25	@ Iowa*	BTN	3 p.m.	Huskers' 33rd straight "Black Friday" game

All times Central; Home games in **bold**; \*Big Ten Conference game

## NEBRASKA

- **2022 Record:** 3-7, 2-6
- **Last Game:** vs. Wisconsin, L, 15-14
- **Streak:** Lost 5
- **AP Rank:** Not Ranked
- **Coaches Rank:** Not Ranked
- **Interim Head Coach:** Mickey Joseph
- **Nebraska Record:** 2-6 (1st season)
- **Career Record:** 15-13 (3rd season)
- **Record vs. Iowa:** first meeting

## IOWA

- **2022 Record:** 7-4, 5-3
- **Last Game:** at Minnesota, W, 13-10
- **Streak:** Won 4
- **AP Rank:** Receiving Votes
- **Coaches Rank:** Receiving Votes
- **Head Coach:** Kirk Ferentz
- **Iowa Record:** 185-114 (24th season)
- **Career Record:** 187-135 (27th season)
- **Record vs. Nebraska:** 8-5

## SERIES HISTORY

- **All-Time Series:** Nebraska leads, 29-20-3
- **In Iowa City:** Nebraska leads, 10-9
- **As Big Ten Foes:** Iowa leads, 8-3
- **Last Game:** Iowa 28, Nebraska 21  
11/26/2021
- **Win Streak:** Iowa, 7 games

## TV INFORMATION



**Play-by-Play:** Brandon Gaudin  
**Analyst:** Jake Butt  
**Sidelines:** Rick Pizzo  
**Fox Sports App**

## HUSKERS RADIO NETWORK



**Play-by-Play:** Greg Sharpe  
**Analyst:** Damon Benning  
**Sidelines:** Jessica Coody  
**Pre/Post-Game Shows:** Matt Coatney, Jay Foreman, Bill Doleman, Ben McLaughlin  
**Spanish Broadcast**  
**Announcers:** Enrique "Kike" Morales and Oscar "El Tico" Monterroso  
**Stations:** Omaha (KBBX, 97.7 FM); Grand Island (KLIQ, 94.5 FM)  
**Huskers.com & Huskers App**

## NEBRASKA VS. IOWA SERIES RESULTS (PAST 5 MEETINGS)

DATE	SITE	NU/IOWA Rank	RESULT	SCORE
11/24/2017	Lincoln	NR/NR	Loss	14-56
11/23/2018	Iowa City	NR/NR	Loss	28-31
11/29/2019	Lincoln	NR/24	Loss	24-27
11/27/2020	Iowa City	NR/NR	Loss	20-26
11/26/2021	Lincoln	NR/17	Loss	21-28

### SERIES HISTORY: NEBRASKA VS. IOWA

Friday's game will mark the 53rd all-time meeting between the two schools and the 12th matchup as Big Ten Conference opponents. Nebraska holds a 29-20-3 lead in the all-time series, while Iowa holds an 8-3 advantage since Nebraska joined the Big Ten in 2011. The Hawkeyes have won the past seven meetings dating back to a 2014 Husker win at Kinnick Stadium.

- Each of the past four meetings in the series have been decided by seven or fewer points. Iowa kicked game-winning field goals in the final five seconds in back-to-back seasons in 2018 and 2019, and rallied from a 15-point deficit in the second half last year in Lincoln.
- The road team has won seven of the past 10 meetings in the series, including NU wins in Iowa City in 2012 and 2014.
- The schools met 35 times before 1946, but played just six times between 1946 and 2011 when the Huskers joined the Big Ten. Nebraska was ranked in the top seven nationally in each of those six meetings and had a 5-1 record in those matchups.

### NEBRASKA, IOWA TO BATTLE FOR HEROES TROPHY

Nebraska and Iowa will battle for the Heroes Trophy when they hit the field Friday at Kinnick stadium. The Heroes Game is the annual trophy game between Nebraska and Iowa. The game is sponsored by Scheels.

- While both teams aim to win the trophy on the field, both Nebraska and Iowa wished to make their annual meeting about more than just a football game. With that in mind, the schools partnered to not only create a trophy, but to use their stage to honor a citizen hero from each state. In addition to the trophy claimed by the winner of the game, both an Iowa and Nebraska native will be honored for extraordinary acts. Those individuals will be announced later this week.

### BIG RED ON BLACK FRIDAY

Nebraska will continue its long-standing tradition of playing on the day after Thanksgiving. This Friday's game with Iowa will mark the 33rd consecutive season the Huskers have played on Black Friday.

- Nebraska met Oklahoma in the final six seasons of the Big Eight Conference (1990 to 1995), then played Colorado in all 15 of the Huskers' Big 12 Conference years (1996 to 2010), before taking on Iowa each of the 12 seasons it has been a Big Ten member, including this year.
- Nebraska is 9-6 on the road in Black Friday games since 1990, including 2-3 at Iowa.
- In addition to playing Iowa on Black Friday the past 11 seasons, Nebraska and Iowa also closed the regular season against each other nine times from 1892 to 1916.

### MICKY JOSEPH SERVING AS INTERIM HEAD COACH

Nebraska Director of Athletics **Trev Alberts** announced a change in the leadership of the Nebraska football program on Sunday, Sept. 11. **Mickey Joseph** is serving as the interim head coach for the remainder of the 2022 season, following the dismissal of Scott Frost, who served as NU's head coach since 2018. Joseph has a 2-6 record in his interim role.

- Joseph is in his first season on the Nebraska staff, previously serving as Nebraska's associate head coach, passing game coordinator and wide receivers coach.
- Joseph has nearly three decades of coaching experience, including two seasons (2011-12) as the head coach at Langston University in Oklahoma.
- Joseph also served as associate head coach at LSU (2020-21) and Alcorn State (2013). In addition to his time at those schools, Joseph has also been an assistant coach at Wayne State (Neb.), Tulane, Alabama State, Nicholls State, Central Oklahoma, Grambling State and Louisiana Tech.
- Joseph was a quarterback at Nebraska from 1987-91. During his four seasons, Nebraska posted a 39-9-1 record.

## BIG TEN STANDINGS

### WEST DIVISION

Place	Team	Overall	Big Ten
1.	Iowa	7-4	5-3
	Purdue	7-4	5-3
3.	Illinois	7-4	4-4
	Minnesota	7-4	4-4
	Wisconsin	6-5	4-4
<b>6.</b>	<b>Nebraska</b>	<b>3-8</b>	<b>2-6</b>
7.	Northwestern	1-10	1-7

### EAST DIVISION

Place	Team	Overall	Big Ten
1.	Michigan	11-0	7-0
	Ohio State	11-0	7-0
3.	Penn State	9-2	6-2
4.	Maryland	6-5	3-5
	Michigan State	5-6	3-5
6.	Indiana	4-7	2-6
7.	Rutgers	4-7	1-7

### PLAYER OF THE WEEK NOMINEES

OPP.	OFF.	DEF.	SPEC.	FROSH
NW	--	--	--	--
UND	<b>Grant</b>	Nelson	--	Hausmann
GS	--	--	--	--
OKLA	--	--	--	--
IND	Palmer	Reimer	Hartzog	<b>Hartzog</b>
RUT	--	Nelson	--	--
PUR	Palmer	--	--	--
ILL	--	--	--	--
MINN	--	--	--	--
MICH	--	--	--	--
WISC	--	--	--	Hausmann
IOWA				

**Bold indicates winner**

## 2022 HUSKER HONORS

### BRIAN BUSCHINI, SO., P

- Ray Guy Award Watch List

### ANTHONY GRANT, JR., RB

- Big Ten Offensive Player of the Week (vs. UND)

### MALCOLM HARTZOG, FR., CB

- Big Ten Freshman of the Week (vs. Indiana)

### TRENT HIXSON, SR., C

- Burlsworth Trophy Nominee

### OCHAUN MATHIS, JR., EDGE

- Bronko Nagurski Trophy Watch List

### TREY PALMER, JR., WR

- Paul Hornung Award Watch List
- Biletnikoff Award Watch List

### NOA POLA-GATES, SO., DB

- Polynesian Player of the Year Watch List

### ETHAN PIPER, SO., OL

- Allstate Good Works Team
- Wuerffel Trophy Nominee

### LUKE REIMER, JR., LB

- Butkus Award Watch List
- Chuck Bednarik Award Watch List

### CASEY THOMPSON, JR., QB

- Johnny Unitas Award Watch List

### TRAVIS VOKOLEK, SR., TE

- Campbell Award Semifinalist

## PREVIOUS GAME

### WISCONSIN 15, NEBRASKA 14

Team Stats	UW	NU
First Downs	21	12
Rushes-Yards	52-235	29-65
Passes	8-18-1	12-20-0
Passing Yards	83	106
Total Offense	318	171
3rd Downs	8-of-15	5-of-11
Turnovers	1	0
Penalties	5-50	2-15
Time of Possession	36:57	23:03

#### NU Rushing Leaders

Casey Thompson--11 carries, 33 yards  
Anthony Grant--16 carries, 29 yards

#### NU Passing Leader

Casey Thompson--12-20-0, 106 yards, 2 TD

#### NU Receiving Leaders

Trey Palmer--4 receptions, 47 yards, 2 TD  
Travis Vokolek--2 receptions, 20 yards

#### NU Defensive Leaders

Ernest Hausmann--10 UT, 2 AT, 12 TT  
Garrett Nelson--6 UT, 4 AT, 10 TT, 0.5 TFL  
Colton Feist--3 UT, 7 AT, 10 TT, TFL  
Luke Reimer--3 UT, 6 AT, 9 TT

#### NU Special Teams Leader

Brian Buschini--Career-long 74-yard punt

## NOTING GAME 11

- Freshman linebacker **Ernest Hausmann** had 12 tackles in the game, bettering his career high of 10 tackles last week against Michigan. Hausmann had eight tackles before halftime.
- Freshman cornerback **Malcolm Hartzog** intercepted a Wisconsin pass in the second quarter for his team-leading third interception of the season. The 23-yard return on the interception was the longest by Nebraska this season.
- Receiver **Trey Palmer** caught an 11-yard touchdown pass in the second quarter and a 19-yard TD in the third quarter, giving him a team-leading seven touchdown catches this season. It marked Palmer's first touchdowns since the Purdue game on Oct. 15, when he also had a pair of TD catches.
- Junior defensive lineman **Colton Feist** had a career-high 10 tackles, bettering his previous career high of six tackles earlier this season against Illinois.
- Junior edge rusher **Garrett Nelson** also had 10 tackles – one shy of his career high – giving Nebraska three players with double-figure tackles.
- Punter **Brian Buschini** had a career-long 74-yard punt in the third quarter, bettering a 65-yard boot against Georgia Southern. The 74-yard punt was the seventh-longest punt in Nebraska history and longest since William Przystup had an 84-yard punt vs. Northwestern last season.
- Quarterback **Casey Thompson** rushed for 33 yards on 11 attempts, marking a season high in rushing yards. His previous high was 31 yards against Georgia Southern.

## PALMER COMPLETING PROLIFIC RECEIVING SEASON

Receiver **Trey Palmer** has been an impact newcomer in his first season in Lincoln. The transfer from LSU set a Nebraska single-game record with 237 receiving yards on seven catches at Purdue, with touchdown catches of 37 and 72 yards. Palmer will also finish high on several season receiving lists as the Huskers complete the season on Friday. Palmer was a member of the watch lists for the Biletnikoff Award and the Paul Hornung Award.

- Palmer has 62 receptions for 878 yards and seven touchdowns to pace the Huskers. In addition to his school record 237-yard effort at Purdue, Palmer had eight catches for 157 yards against Indiana, including a 71-yard reception for the go-ahead TD in the fourth quarter.
- Palmer added a 60-yard run at Purdue and his 297 all-purpose yards were the fifth highest in school history, and the most by a Husker since 2014.
- Palmer averages 79.8 receiving yards per game to rank fourth in the Big Ten. He could become just the fourth Husker to average 80.0 receiving yards per game in a season.
- With 878 receiving yards, Palmer ranks eighth in NU history in single-season receiving yards. He is 40 yards from the top five on the single-season list and 126 yards from Stanley Morgan Jr.'s school record of 1,004 receiving yards in 2018.
- Palmer's 62 receptions are tied for sixth on the NU single-season list. He is eight catches shy of the most receptions by a Nebraska receiver (Stanley Morgan Jr., 70, 2018). Palmer ranks fourth in the conference in receptions per game (5.6).
- Palmer caught go-ahead touchdown passes in the fourth quarter of back-to-back wins over Indiana and Rutgers. He caught a TD pass in four straight games (Oklahoma-Purdue), the longest such streak since JD Spielman also caught a touchdown in four straight games in 2018.
- Palmer has had at least 64 receiving yards in seven of 11 games this season, and has at least four catches in 10 of 11 games. Palmer's nine catches of 30 yards or more are 10th nationally.

## THOMPSON LEADING NEBRASKA OFFENSE

Quarterback **Casey Thompson** has led the Nebraska offense while starting nine of 11 games in 2022. Thompson left the Illinois game with an injury, missed the Minnesota and Michigan games before returning against Wisconsin.

- Thompson has thrown for 2,129 yards and 14 touchdowns in 2022, with three 300-yard passing games. Most recently, Thompson threw for 354 yards and two touchdowns at Purdue.
- Thompson's three games with 300 or more passing yards ties for third on the Nebraska single-season chart. The school record for 300-yard passing games is five by Joe Ganz in 2008.
- Despite missing two games, Thompson is just outside of the single-season top 10 in passing yards. He needs 295 passing yards against Iowa to crack the season top 10.
- His 355 passing yards against Northwestern were the most by a Husker in a season opener and the most by a quarterback making their Nebraska debut.
- Thompson's 18 pass completions of 30 or more yards ranks 18th nationally.
- Thompson threw a touchdown pass in each of the first eight games. He is just the third quarterback in NU history to have a touchdown pass in each of the first eight games of a season. He has thrown at least one TD pass in all nine games he has played, with five multiple TD games.
- Thompson has also rushed for five touchdowns in 2022. His three rushing touchdowns against Georgia Southern were a career high.
- Thompson came to Nebraska with 19 games played at Texas, including 10 starts. He threw for more than 2,400 yards and 30 touchdowns at Texas. Thompson was ranked by ESPN as the 15th-best newcomer for the 2022 season and is a member of the Johnny Unitas Award Watch List.

## GRANT PACING HUSKER RUNNING GAME

Running back **Anthony Grant** has paced the ground game in 2022, ranking among the Big Ten's top runners. He came to Nebraska after rushing for 2,549 yards in junior college and earning the 2021 National Offensive Player of the Year. Grant began his career at Florida State where he played in 12 games in 2018.

- Grant enters the season finale with 909 yards on 204 carries. He is 91 yards from becoming Nebraska's first 1,000-yard rusher since Devine Ozigbo had 1,082 yards in 2018. Grant is the first Nebraska runner with more than 200 carries since Ameer Abdullah had 264 rushes in 2014.
- Grant is averaging 82.6 yards rushing per game to rank fifth in the Big Ten.
- Grant rushed for 115 yards on 21 carries against Minnesota, posting his fifth 100-yard rushing game of the season. Grant's five 100-yard rushing games are the most by a Husker since Devine Ozigbo also had five in 2018. The last time a Husker had more than five 100-yard rushing games was Ameer Abdullah, who recorded seven in 2014.
- Grant posted three straight 100-yard rushing games to open his Husker career, including 189 yards in the victory over North Dakota. His play against the Fighting Hawks earned Grant recognition as the co-Big Ten Offensive Player of the Week. His 189 rushing yards were the most by a Husker since the final game of the 2020 season at Rutgers when Dedrick Mills ran for 191 yards.

### CHARTING NEBRASKA'S FIRST OFFENSIVE POSSESSION

OPPONENT	PLAYS	YARDS	TIME	SCORING PLAY
Northwestern	8	75	2:19	Thompson-Castaneda 32 yards
North Dakota	8	87	2:02	Grant 19 yard run
Georgia Southern	3	1	1:51	NA
Oklahoma	6	77	1:57	Thompson-Palmer 32 yards
Indiana	3	72	:47	Thompson-Martin 34 yards
Rutgers	5	20	2:01	NA
Purdue	7	27	2:35	NA
Illinois	6	44	1:42	NA
Minnesota	9	75	4:14	Purdy 2 yard run
Michigan	6	34	3:45	NA
Wisconsin	5	17	2:27	NA

- Grant's fourth 100-yard rushing game was a 32-carry, 136-yard effort against Indiana. His 32 carries were a career high, and marked the first time a Nebraska player had 30 rushing attempts since Tre Bryant rushed 31 times against Arkansas State on Sept. 2, 2017.
- Grant was the first Husker running back to post three straight 100-yard rushing games since Devine Ozigbo had three straight 100-yard games in 2018. Grant became the first Husker to open a season with three straight 100-yard rushing games since Taylor Martinez in 2010.
- Grant was the first Husker running back to rush for 100 yards in the first three games of a season since Dan Alexander in 2000. He is also the first Nebraska running back to rush for 100 yards in the first three games of a Husker career since Bobby Reynolds in 1950.
- Grant has six rushing touchdowns in 2022, and he was the first NU running back with consecutive multiple TD games (Northwestern, North Dakota) since 2018.

### NEBRASKA OFFENSE LOOKS TO START FAST

The Nebraska offense found success on its opening drive in 2022. The Huskers have scored a touchdown on their opening possession five times this season (NW, UND, OU, IND, MINN), including four of the first five games. Most recently, the Huskers marched 75 yards in nine plays for a touchdown to open the scoring against Minnesota.

- The Huskers' scoring drives to open games this season have all covered at least 72 yards. The average of Nebraska's four game-opening TD drives is 6.8 plays, 77.2 yards and 2:16.
- Dating back to last season, Nebraska has scored a touchdown on its opening drive of the game in seven of 13 games.
- In the first two games of the season, Nebraska produced four touchdowns on four drives to open halves in games against Northwestern and North Dakota.
- Nebraska was forced to punt on its opening drive at both Rutgers and Purdue, but came out of halftime with a touchdown drive to open the second half in both games. Nebraska's TD drive at Rutgers sparked a comeback from a 13-point halftime deficit.

### HUSKERS HIT RARE 300-100-100 COMBO TWICE IN 2022

The Nebraska offense has reached a rare milestone twice in 2022. Against both Northwestern and Georgia Southern, the Huskers produced a 300-yard passer, 100-yard rusher and 100-yard receiver in the same game. Quarterback **Casey Thompson** and running back **Anthony Grant** have produced the passing and rushing efforts, while **Isaiah Garcia-Castaneda** (Northwestern) and **Marcus Washington** (Georgia Southern) added the receiving numbers.

- The Northwestern and Georgia Southern games marked just the eighth and ninth times in school history NU has produced a game with a 300-yard passer, 100-yard rusher and 100-yard receiver. Prior to the Northwestern game, the previous occurrence came in a 42-38 win at Illinois in 2019.
- Nebraska narrowly missed the feat against Indiana, producing a 100-yard rusher (Grant) and 100-yard receiver (Palmer), while Thompson threw for 270 yards.

### NEBRASKA GAMES WITH 300-YARD PASSER, 100-YARD RUSHER & RECEIVER

DATE	OPPONENT	PASSER	RUSHER	RECEIVER
9-10-2022	Georgia Southern	Thompson (318)	Grant (138)	Washington (123)
8-27-2022	vs. Northwestern	Thompson (355)	Grant (101)	Garcia-Castaneda (120)
9-21-2019	at Illinois	A. Martinez (328)	A. Martinez (118)	Spielman (160)
9-29-2018	Purdue	A. Martinez (323)	Ozigbo (170)	Spielman (135)
10-20-2012	at Northwestern	T. Martinez (342)	Abdullah (101)	Enunwa (110)
10-23-2010	at Oklahoma St.	T. Martinez (323)	T. Martinez (112)	Paul (131)
11-8-2008	Kansas	Ganz (324)	Helu Jr. (115)	Swift (111)
11-10-2007	Kansas State	Ganz (510)	Lucky (103)	Purify (108)
9-22-2007	Ball State	Keller (438)	Lucky (102)	Hill (129), Purify (108)

### SEASON RECORDS WATCH

#### RECEIVING YARDS

RK.	PLAYER, YEAR (REC.)	YARDS
1.	Stanley Morgan Jr., 2018 (70)	1,004
2.	Stanley Morgan Jr., 2017 (61)	986
3.	Johnny Rodgers, 1972 (55)	942
4.	Nate Swift, 2008 (63)	941
5.	Jordan Westerkamp, 2015 (65)	918
6.	JD Spielman, 2019 (49)	898
	Samori Toure, 2021 (46)	898
8.	<b>Trey Palmer, 2022 (62)</b>	<b>878</b>
9.	Johnny Rodgers, 1971 (53)	872
10.	Kenny Bell, 2012 (50)	863

#### RECEIVING YARDS PER GAME

RK.	PLAYER, YEAR (GAMES)	YPG
1.	Stanley Morgan Jr., 2017 (11)	89.6
2.	Stanley Morgan Jr., 2018 (12)	83.7
3.	JD Spielman, 2018 (10)	81.8
4.	<b>Trey Palmer, 2022 (11)</b>	<b>79.8</b>
5.	Johnny Rodgers, 1972 (12)	78.5

#### RECEPTIONS

RK.	PLAYER, YEAR	REC.
1.	Marlon Lucky, 2007	75
2.	Stanley Morgan Jr., 2018	70
3.	JD Spielman, 2018	66
4.	Jordan Westerkamp, 2015	65
5.	Nate Swift, 2008	63
6.	Todd Peterson, 2008	62
	<b>Trey Palmer, 2022</b>	<b>62</b>
8.	Stanley Morgan Jr., 2017	61
9.	Maurice Purify, 2007	57
10.	Johnny Rodgers, 1972	55
	JD Spielman, 2017	55

#### PASSING YARDS

RK.	PLAYER, YEAR (COMP.-ATT.)	YARDS
1.	Joe Ganz, 2008 (285-420)	3,568
2.	Zac Taylor, 2006 (233-391)	3,197
3.	Tanner Lee, 2017 (246-428)	3,143
4.	Tommy Armstrong Jr., 2015 (222-402)	3,030
5.	Taylor Martinez, 2012 (228-368)	2,871
6.	Adrian Martinez, 2021 (189-306)	2,863
7.	Tommy Armstrong Jr., 2014 (184-345)	2,695
8.	Zac Taylor, 2005 (237-430)	2,653
9.	Adrian Martinez, 2018 (224-347)	2,617
10.	Sam Keller, 2007 (205-325)	2,422

**Casey Thompson, 2022 (134-209) 2,129**

#### 300-YARD PASSING GAMES

RK.	PLAYER, YEAR	GAMES
1.	Joe Ganz, 2008	5
2.	Tommy Armstrong Jr., 2015	4
3.	Joe Ganz, 2007	3
	Taylor Martinez, 2012	3
	Tanner Lee, 2017	3
	<b>Casey Thompson, 2022</b>	<b>3</b>

#### CAREER TACKLES

RK.	PLAYER, YEARS	TACKLES
1.	Barrett Ruud, 2001-04	432
2.	Jerry Murtaugh, 1968-70	342
--		
10.	Ed Stewart, 1991-94	257
11.	Marc Munford, 1983-86	256
12.	Jim Wightman, 1975-77	254
13.	Trev Alberts, 1990-93	248
14.	Will Compton, 2009-12	247
15.	Mike Knox, 1981-85	245
	Mohamed Barry, 2016-19	245
	<b>Luke Reimer, 2019-present</b>	<b>245</b>

## 2022 OFFENSE GAME-BY-GAME

### RUSHING

GAME	ATT.	YDS.	TD	LONG
NW	31	110	3	46
UND	41	244	3	46
GS	47	257	5	23
OKLA	45	163	1	14
IND	51	115	2	17
RUT	29	72	0	10
PUR	23	122	2	60
ILL	25	60	0	22
MINN	35	146	1	36
MICH	29	75	0	13
WISC	29	65	0	14
IOWA				

### PASSING

GAME	COM-ATT-INT	YDS	TD	LG	SACKS
NW	25-42-2	355	1	58	2-19
UND	14-21-1	193	2	35	3-27
GS	23-34-0	318	1	33	2-11
OKLA	21-31-1	164	1	32	4-32
IND	18-27-1	270	2	71	4-48
RUT	24-37-2	232	2	27	1-6
PUR	16-29-2	354	2	72	4-38
ILL	11-24-3	188	1	56	2-16
MINN	11-26-1	121	0	32	4-9
MICH	10-20-0	71	0	30	2-5
WISC	12-20-0	106	2	19	3-20
IOWA					

## 2022 DEFENSE GAME-BY-GAME

### RUSHING DEFENSE

GAME	ATT.	YDS.	TD	LONG
NW	47	214	2	21
UND	33	175	1	63
GS	30	233	5	67
OKLA	54	312	4	61
IND	23	67	1	34
RUT	38	115	1	21
PUR	47	217	1	18
ILL	48	188	1	21
MINN	45	125	2	16
MICH	49	264	2	17
WISC	52	235	1	22
IOWA				

### PASSING DEFENSE

GAME	COM-ATT-INT	YDS	TD	LG	SACKS
NW	27-38-0	314	2	41	0-0
UND	24-37-0	131	1	15	2-8
GS	37-56-2	409	1	37	0-0
OKLA	19-30-0	268	3	38	2-7
IND	22-44-1	223	1	28	3-26
RUT	12-30-3	233	0	43	3-16
PUR	35-54-1	391	4	32	0-0
ILL	20-22-0	179	2	46	2-19
MINN	12-20-0	175	0	45	3-26
MICH	10-20-0	148	2	29	2-11
WISC	8-18-1	83	1	27	1-13
IOWA					

### SACKS/TFL

GAME	SACKS	YARDS	TFL	YARDS
NW	0	0	2	4
UND	2	8	4	14
GS	0	0	3	3
OKLA	2	7	5	12
IND	3	26	6	32
RUT	3	16	7	20
PUR	0	0	2	5
ILL	2	19	8	28
MINN	3	26	8	36
MICH	2	11	4	15
WISC	1	13	4	20
IOWA				

## NEWCOMERS MAKE IMPACT ON 2022 HUSKERS

The three offensive playmakers are far from the only newcomers who have made a significant impact in 2022. The Nebraska roster features 17 first-year Huskers who had previous FBS or FCS experience before 2022. The first-year transfers came to Nebraska with a combined 368 games played and 184 starts in their college careers.

- The starting lineups through 11 games have featured 10 transfers, including seven on offense, two on defense and both the starting punter and place-kicker.
- Nebraska produced a 300-yard passer, 100-yard rusher and 100-yard receiver in both the Northwestern and Georgia Southern games, with all of those players being first-year transfers.
- A pair of FBS transfers have led the Nebraska receiving corps in 2022, sparked by **Trey Palmer** who came to Nebraska from LSU.
- **Marcus Washington** has started nine games and has 28 catches for 419 yards, including a career-high 123 yards vs. Georgia Southern. The Texas transfer played in 31 games with eight starts with the Longhorns, logging 25 catches for 366 yards and three touchdowns.
- Edge rusher **Ochaun Mathis** is the most heralded of the newcomers on defense. Mathis came to Nebraska with 30.5 career tackles for loss. He has 47 tackles, five TFL and 3.5 sacks this season. Mathis was a two-time All-Big 12 selection at TCU. On3 ranked Mathis as the most impactful edge transfer in the country for the 2022 season, while ESPN ranked him as the No. 7 newcomer in the country. Mathis was named to the watch list for the Bronko Nagurski Trophy, which is presented annually to the National Defensive Player of the Year.
- Also on the defensive line, NU added transfers **Devin Drew** and **Stephon Wynn Jr.** Drew played in 23 games with 12 starts in two seasons at Texas Tech, finishing with 55 tackles. Wynn spent four seasons at Alabama and made 16 tackles over 21 games. This season, Wynn has 22 tackles, including a career-high nine against Georgia Southern. Drew has made 12 stops and a sack.
- Arizona State transfer **Tommi Hill** began the season as a starting cornerback for the Huskers, notching four PBU. Hill moved to receiver after four games and made his first career start at wideout against Minnesota. He is also Nebraska's top kickoff returner.
- Place-kicker **Timmy Bleekrode** joined the roster as an FCS transfer from Furman, where he was 15-of-18 on field goals last season. Bleekrode is 30-of-31 on PAT attempts and 8-of-10 on field goals on the season, including three field goals at Purdue. He has made his last seven field goals.
- Punter **Brian Buschini** is a first-year FCS transfer from Montana. Buschini has been outstanding in 2022, averaging 44.5 yards per punt with 16 punts of 50+ yards. Buschini had a career-long 74-yard punt against Wisconsin, and had a career-best 55.5 yard per punt average on six boots against Minnesota.
- Buschini was the 2021 FCS Punter of the Year. He ranked third nationally with an average of 46.0 yards per punt last season. Buschini was named to the preseason watch list for the 2022 Ray Guy Award in July.
- Georgetown transfer **Brady Weas** is Nebraska's starting long snapper on its punting unit.

## STARTING LINEUP FEATURES NEW FACES

Nebraska has featured many new faces in the starting lineup this season, notably its transfers. However, several young players have also made an impact throughout 2022.

- Through 11 games, 21 players have made their first career start in a Husker uniform in 2022. The group includes nine players on offense, 10 on defense and two specialists.
- True freshman cornerback **Malcolm Hartzog** is the latest first-time starter, earning the starting nod the past six games. Hartzog was the first Nebraska true freshman to start at cornerback since Lamar Jackson in 2017. He has made an immediate impact. Against Indiana he returned a blocked punt for a touchdown and was the Big Ten Freshman of the Week. A week later at Rutgers, Hartzog made a game-clinching interception in the final minute. He has a team-leading three interceptions with his most recent against Wisconsin.
- Fellow true freshman **Ernest Hausmann** has re-emerged as a starter for the past four games after Nick Henrich was sidelined for the season with an injury. Hausmann has started six games overall with 48 tackles on the year. He has had double-figure tackle totals the past two weeks with 10 at No. 3 Michigan, followed by a career-high 12 stops against Wisconsin.

## REIMER LEADING NEBRASKA LINEBACKER CORPS

Nebraska returned one of the nation's best linebacker tandems in **Luke Reimer** and **Nick Henrich**. In 2022, Reimer leads the Huskers with 86 tackles despite missing a game, and Henrich had 37 tackles in five games before suffering a season-ending injury at Purdue.

- Last season the tandem of homegrown Huskers combined for 207 tackles, including 108 by Reimer and 99 by Henrich. The 207 tackles ranked as the sixth-highest returning total by two FBS teammates from the 2021 season.
- Reimer has totaled at least 10 tackles nine times in his career, including twice in 2022. Henrich has recorded four games with double-figure tackles.
- Reimer had 19 tackles against Purdue in 2021, a Nebraska record in a Big Ten Conference game.
- Reimer, a member of the 2022 Butkus and Bednarik Award watch lists, ranked in the top 30 nationally last season in tackles per game (23rd, 9.1) and forced fumbles per game (29th, 0.3).
- Reimer is quickly ascending the Nebraska career tackles list. With 245 career tackles, Reimer has moved into a tie for 15th on the career tackles list and is 12 tackles from reaching the top 10.
- Reimer needs 14 tackles at Iowa to become the first Husker since Lavonte David (2010-11) to have back-to-back 100-tackle seasons.

## DEFENSE MUCH IMPROVED IN SECOND HALF OF SEASON

The Nebraska defense posted its best two outings of the 2022 season in wins over Indiana and Rutgers. The Huskers were particularly strong on defense in the second half of the two victories. Those defensive efforts were the start of improved Husker defense over the past seven games.

- Nebraska held Indiana scoreless in the second half of the 35-21 win, allowing just 71 yards after intermission. Indiana converted just 2-of-15 third-down attempts in the NU victory.
- Nebraska also blanked Rutgers in the second half, allowing the Huskers to rally for a 14-13 win. Rutgers had only five first downs and 85 yards in the second half, while converting only 4-of-16 third downs in the game.
- Against Indiana and Rutgers, Nebraska allowed just two trips into its territory on 13 opponent drives, and forced four turnovers. The Huskers allowed just 2.8 yards per play (55 plays, 156 yards) in the second half of the two wins, including just 2.2 yards per rush (23-50).
- In the past seven games, Nebraska has allowed just 74 points after intermission.
- The defense has been solid in home setbacks against Illinois, Minnesota and Wisconsin. Against the Illini, NU allowed 5.2 yards per play and held Illinois nearly 50 yards below its season average.
- Nebraska blanked Minnesota in the first half, posting a first-half shutout in a Big Ten game for the first time since 2019. For the game, Nebraska held Minnesota to 300 yards, which was more than 120 yards below its season average, and limited the Gopher run game to 125 yards.
- Nebraska also shut out Wisconsin in the first half and held the Badgers to 4.5 yards per play.
- Nebraska's defense has allowed just four rushes of 20 yards or more in the past seven games.
- The Huskers have allowed 4.0 yards per rush in the past six games, after allowing 6.1 yards per rush in the first four games of the season.
- In total defense, the Huskers have allowed 136.4 fewer yards per game in the past six games compared to the first four games. In scoring defense, Nebraska has allowed 24.6 points per game in the most recent six games, compared to allowing 35.5 points per game in the first four games.

## FOUR HUSKER VETERANS SERVING AS 2022 TEAM CAPTAINS

Linebacker **Nick Henrich**, edge rushers **Garrett Nelson** and **Caleb Tannor** and tight end **Travis Vokolek** are team captains for the 2022 season. The four captains were selected by a vote of their teammates. Each of the four players are in at least their fourth season in the Husker program and have played a combined 148 games at Nebraska, including 97 starts among the group.

- An Omaha native, Henrich made 99 tackles in 2021 and has 18 career starts. He has 37 tackles in 2022, but is out for the season with an injury. In addition to his on-field success, Henrich earned his degree in psychology in three years and is taking graduate classes. Henrich's selection marked the fourth time in the past five seasons that a linebacker has served as a Husker team captain.
- Nelson is in his fourth year at Nebraska and has started 31 straight games. He has a team-leading 9.0 tackles for loss and 5.5 sacks in 2022. The Scottsbluff, Neb., native is a two-time academic All-Big Ten selection and earned his degree in finance in May of 2022. The selection of Nelson and Henrich as captains marked the first time since 2018 Nebraska has had at least two in-state captains. Three native Nebraskans served as captains in 2018.
- Tannor is in his fifth season in the Nebraska program and has played in 55 games with 32 career starts. Tannor will tie the NU record for career games played on Friday when he suits up for his 56th career game at Iowa. Tannor had a career-high 1.5 sacks and 2.5 TFL against Minnesota. A native of Stone Mountain, Ga., Tannor graduated with his degree in child, youth and family studies in December of 2021. He is the second Husker captain from Georgia in the past four years, joining 2019 team captain Mo Barry.
- Vokolek is in his fourth season in the Husker program and his sixth season of college football. Vokolek has played in 45 games during his college career, including 26 games at Nebraska. A two-time Academic All-Big Ten selection, Vokolek graduated in August of 2021 with a degree in child, youth and family studies. His selection marks the second straight season Nebraska has had a tight end serve as a captain, following Austin Allen in 2021.

## NEBRASKA FOOTBALL FACTS

### HISTORY

Season of Football.....	133rd
All-Time Games Played .....	1,368
National Ranking in All-Time Wins .....	8th
All-Time Bowl Appearances .....	53
National Ranking in Bowl Appearances .....	6th

### CHAMPIONSHIPS

National Championships .....	5
Back-to-Back National Championships .....	2
Undefeated Seasons .....	11
Perfect Seasons .....	9
Conference Championships .....	46

### RECORD BREAKDOWN

All-Time Record.....	911-417-40
All-Time Bowl Record .....	26-27
Home Games .....	555-170-20
Memorial Stadium .....	428-147-13
Record in August.....	14-2-0
Record in September .....	182-53-6
Record in October.....	367-152-19
Record in November .....	309-174-15
Record in December .....	24-15-0
Record in January.....	14-21-0
Record in February .....	1-0-0
In Overtime.....	8-7
At Night.....	103-48-3
When Scoring 35+ Points.....	376-11
When Allowing 10 Points or Less ...	578-47-29
vs. Big Ten Teams .....	126-124-9
» In Big Ten Play (since 2011).....	46-56
» Home.....	25-25
» Away.....	21-29
» Neutral .....	0-2
vs. Ranked Teams .....	105-143-3
» Home.....	51-48-0
» Away.....	28-68-3
» Neutral .....	26-27-0
» as No. 1 Team .....	46-7-1

### STREAKS

Consecutive Games Scoring a Point .....	338
Consecutive Home Games Scoring a Point...	358
Consecutive Home Sellouts.....	389
Record in Sellout Streak .....	317-72
» vs. Ranked Teams.....	47-37

### INDIVIDUAL HONORS

College Football Hall of Fame Players .....	20
College Football Hall of Fame Coaches.....	6
First-Team All-Americans .....	110
Unanimous All-Americans.....	54
CoSIDA Academic All-Americans* .....	108
NCAA Top Ten Award Winners* .....	9
Heisman Trophy Winners .....	3
Walter Camp Award Winners .....	3
Maxwell Trophy Winners .....	1
Outland Trophy Winners*.....	9
Lombardi Trophy Winners.....	5
Butkus Award Winners.....	1
Johnny Unitas Golden Arm Award Winners...	1
Davey O'Brien Award Winners.....	1
Rimington Award Winners.....	1
Bednarik Award Winners .....	1
Nagurski Trophy Winners .....	1
Retired Jerseys .....	25
First-Team All-Conference Selections .....	521

\*Total leads the nation

## CHARTING THE HUSKERS

### ALL-TIME WINS

RK.	SCHOOL	WINS
1.	Michigan	987
2.	Ohio State	953
3.	Alabama	951
4.	Notre Dame	938
5.	Texas	935
6.	Oklahoma	934
7.	Penn State	918
<b>8.</b>	<b>Nebraska</b>	<b>911</b>

### CONFERENCE TITLES

RK.	SCHOOL	TITLES
1.	Oklahoma	50
<b>2.</b>	<b>Nebraska</b>	<b>46</b>
3.	Michigan	43

### AP NATIONAL TITLES

RK.	SCHOOL	TITLES
1.	Alabama	12
2.	Notre Dame	8
3.	Oklahoma	7
4.	Miami	5
	Ohio State	5
	USC	5
<b>t-7.</b>	<b>Nebraska</b>	<b>4</b>

### COACHES POLL NATIONAL TITLES

RK.	SCHOOL	TITLES
1.	Alabama	11
2.	Oklahoma	6
3.	USC	5
<b>t-4.</b>	<b>Nebraska</b>	<b>4</b>

### BOWL APPEARANCES

RK.	SCHOOL	APP.
1.	Alabama	67
2.	Texas	57
3.	Georgia	56
4.	Oklahoma	55
5.	Tennessee	54
<b>t-6.</b>	<b>Nebraska</b>	<b>53</b>

### HEISMAN TROPHY WINNERS

RK.	SCHOOL	WINNERS
1.	Notre Dame	7
	Ohio State	7
	Oklahoma	7
4.	USC	6
5.	Alabama	4
<b>t-6.</b>	<b>Nebraska</b>	<b>3</b>

### NFL DRAFT PICKS

RK.	SCHOOL	PICKS
1.	Notre Dame	522
2.	USC	519
3.	Ohio State	479
4.	Oklahoma	409
5.	Michigan	392
6.	Alabama	391
7.	Penn State	375
8.	LSU	369
9.	Florida	367
<b>10.</b>	<b>Nebraska</b>	<b>366</b>

## COLLEGE GRADUATES ON NEBRASKA'S ROSTER

<ul style="list-style-type: none"> <li>• Hunter Anthony (Oklahoma State)</li> <li>• Jake Archer</li> <li>• Broc Bando</li> <li>• Brant Banks</li> <li>• Brody Belt</li> <li>• Timmy Bleekrode (Furman)</li> <li>• Ian Boerkircher</li> <li>• Chancellor Brewington (Northern Arizona)</li> <li>• Colton Feist</li> <li>• Nick Henrich</li> <li>• Trent Hixson</li> <li>• Chris Kolarevic (Northern Iowa)</li> <li>• Wyatt Liewer</li> </ul>	<ul style="list-style-type: none"> <li>• Oliver Martin</li> <li>• Ochaun Mathis (TCU)</li> <li>• Eteva Mauga-Clements</li> <li>• Brandon Moore (UCF)</li> <li>• Cade Mueller</li> <li>• Garrett Nelson</li> <li>• Mosai Newsom</li> <li>• Caleb Tannor</li> <li>• Casey Thompson (Texas)</li> <li>• Travis Vokolek</li> <li>• Brady Weas (Georgetown)</li> <li>• Kevin Williams Jr. (Northern Colorado)</li> <li>• Stephon Wynn Jr. (Alabama)</li> </ul>
---	--

## HUSKER ROSTER FEATURES 26 COLLEGE GRADUATES

Nebraska football has continued its tradition of dedicated student-athletes, as a total of 26 Huskers - including grad transfers - will play the 2022 season as college graduates.

- According to research by the National Football Foundation, Nebraska has the most college graduates on its roster of any FBS program.
- This marks the second straight season that Nebraska has had at least 20 graduates on its active roster, as the Huskers had 20 players who played as graduate students during the 2021 season.

## JOSEPH SHUFFLES COACHING STAFF

Interim Head Coach Mickey Joseph has made changes to the coaching staff responsibilities since taking the reins of the program.

- Joseph previously served as wide receivers coach and promoted **Mike Cassano** to serve as the receivers coach for the remainder of the season. Cassano previously served as a senior offensive analyst for the Huskers since 2018.
- Joseph made a change at defensive coordinator, relieving Erik Chinander of his duties following four games. **Bill Busch** took over as defensive coordinator before the Indiana contest. Busch, who previously served as the Huskers' special teams coordinator, also coaches Nebraska's safeties and nickel backs.
- Fifth-year assistant **Travis Fisher** is focusing his work on the Husker cornerbacks for the remainder of the season. Previously, Fisher coached all of Nebraska's defensive backs.
- **Joey Connors** is coaching Nebraska's special teams for the rest of the 2022 season. Connors was previously a special teams quality control coach, working closely with Busch.

## HUSKER STREAKS CONTINUE IN 2022 SEASON

Nebraska owns impressive streaks in the 2022 season, most notably an NCAA record sellout streak at Memorial Stadium.

- Nebraska has sold out 389 consecutive games at Memorial Stadium, dating from the next-to-last home game of the 1962 season through the completion of the 2022 home season.
- The Huskers have scored in 338 consecutive games. The streak is the longest in school history, the seventh-longest in FBS history and the fifth-longest active streak. The last time Nebraska was shut out was a 19-0 loss at No. 17 Arizona State on Sept. 21, 1996.
- Nebraska has also scored in 358 consecutive home games, a school record. The last time the Huskers were shut out at home came on Nov. 9, 1968, against Kansas State (12-0 loss).

## NEBRASKA RANKS AMONG TOP ALL-TIME PROGRAMS

Nebraska has historically been one of the top programs in college football history.

- Nebraska ranks eighth in NCAA history with 911 wins and sixth with 53 all-time bowl game appearances.
- NU has won five national championships. The Huskers' four AP national titles (1970, 1971, 1994, 1995) rank seventh all-time and NU's four coaches poll titles (1971, 1994, 1995, 1997) rank fourth.
- Nebraska's 46 conference titles rank second in NCAA history.
- The success extends to the classroom as well. Husker football has produced 108 CoSIDA Academic All-Americans, the most of any sport in NCAA history. Nebraska football has produced nine NCAA Top 10 Award winners, the most of any sport in NCAA history.
- Nebraska owns the NCAA record with 17 NCAA Top 10 Award Winners, which is considered the "Heisman Trophy" of academics for NCAA student-athletes.
- Nebraska football has produced nine NCAA Top 10 Award winners, the most of any single team in NCAA history.

### ALL-TIME LONGEST STREAKS WITHOUT BEING SHUT OUT

RK.	PLAYER	YEAR BEGAN	YEAR ENDED	GAMES
1.	Florida	1988	Active	434
2.	TCU	1992	Active	378
3.	Michigan	1984	2014	365
4.	BYU	1975	2003	361
5.	Virginia Tech	1995	Active	357
6.	Georgia	1995	Active	354
7.	<b>Nebraska</b>	<b>1996</b>	<b>Active</b>	<b>338</b>
8.	Boise State	1997	Active	322
9.	Oklahoma	1998	2022	311
10.	Air Force	1992	2017	306

### MEMORIAL STADIUM PROVIDES BIG HOME-FIELD ADVANTAGE

Nebraska has enjoyed much success in its history when playing at home in Memorial Stadium.

- Since 1970, NU is 287-65 (.815) at Memorial Stadium and has posted 41 perfect home seasons.
- The Huskers are 555-170-20 all-time in Lincoln (.758 in 131 years). Nebraska is 428-147-13 in Memorial Stadium (.739 in 99 years dating back to 1923).
- The Huskers are 49-10 all-time in Memorial Stadium night games.

### BIG TEN ANNOUNCES 2023 FOOTBALL SCHEDULE

The Big Ten Conference has announced its 2023 football schedule, with Nebraska set to play host to five conference games. Nebraska will begin the season with a Big Ten game for the fourth consecutive season, opening at Minnesota on Thursday, Aug. 31.

- Following the opener at Minnesota, Nebraska will play three non-conference games beginning with a Sept. 9 game at Colorado, followed by home contests against Northern Illinois (Sept. 16) and Louisiana Tech (Sept. 23). The Sept. 16 home opener will be Nebraska's latest in a full-season schedule since also opening on Sept. 16 in 1995.
- NU resumes Big Ten play with a Sept. 30 home game against Michigan. The Huskers return to the road for an Oct. 7 game at Illinois, followed by their lone bye week of the season on Oct. 14.
- Following its bye, Nebraska plays three of its next four contests in Lincoln, starting with a two-game October homestand against Northwestern (Oct. 21) and Purdue (Oct. 28). The Huskers travel to Michigan State on Nov. 4, before returning home to face Maryland on Nov. 11.
- For the third straight year, Nebraska will finish with Big Ten West foes Wisconsin and Iowa. Nebraska will travel to Madison on Nov. 18, before the Huskers finish the regular season by hosting their traditional Black Friday matchup with Iowa on Nov. 24.

#### 2023 Nebraska Football Schedule

Aug. 31—at Minnesota (Thursday)

Sept. 9—at Colorado

**Sept. 16—Northern Illinois**

**Sept. 23—Louisiana Tech**

**Sept. 30—Michigan**

Oct. 7—at Illinois

Oct. 14—BYE

**Oct. 21—Northwestern**

**Oct. 28—Purdue**

Nov. 4—at Michigan State

**Nov. 11—Maryland**

Nov. 18—at Wisconsin

**Nov. 24—Iowa (Friday)**

### CHARTING THE HUSKERS

#### CONSECUTIVE HOME SELLOUTS

RK.	SCHOOL	SELLOUTS
1.	<b>Nebraska</b>	<b>389</b>
2.	Oklahoma	145

#### NATIONAL TITLES SINCE 1970

RK.	SCHOOL	TITLES
1.	Alabama	12
2.	<b>Nebraska</b>	<b>5</b>
	Miami	5

#### WINS SINCE 1970

RK.	SCHOOL	WINS
1.	Ohio State	500
2.	Oklahoma	499
3.	Alabama	488
4.	<b>Nebraska</b>	<b>477</b>
5.	Michigan	470

#### WINS THE LAST 50 SEASONS

RK.	SCHOOL	WINS
1.	Ohio State	476
2.	Alabama	474
3.	Oklahoma	470
4.	<b>Nebraska</b>	<b>444</b>
	Georgia	444

#### 9-WIN SEASONS

RK.	SCHOOL	SEASONS
1.	Alabama	53
2.	<b>Nebraska</b>	<b>50</b>
3.	Oklahoma	49

#### 10-WIN SEASONS

RK.	SCHOOL	SEASONS
1.	Oklahoma	42
2.	Alabama	41
3.	Michigan	31
4.	Ohio State	30
5.	<b>Nebraska</b>	<b>27</b>

#### WEEKS RANKED IN AP POLL

RK.	SCHOOL	WEEKS
1.	Ohio State	962
2.	Michigan	899
3.	Oklahoma	881
4.	Notre Dame	853
	Alabama	853
6.	USC	799
7.	Texas	754
8.	<b>Nebraska</b>	<b>730</b>
9.	Penn State	676

#### WEEKS RANKED NO. 1 IN AP POLL

RK.	SCHOOL	WEEKS
1.	Alabama	139
2.	Ohio State	105
3.	Oklahoma	101
4.	Notre Dame	98
5.	USC	91
6.	Florida State	72
7.	<b>Nebraska</b>	<b>70</b>
8.	Miami	68



## HOME OF THE HUSKERS



Memorial Stadium's history dates nearly 100 years. In the fall of 1922, a drive for \$430,000 in stadium construction funds was undertaken by faculty, students, alumni and friends of the University.

The stadium was named Memorial Stadium to honor all Nebraskans who served in the Civil and Spanish-American Wars; the 751 Nebraskans who died in World War I; the 3,839 in World War II; the 225 in Korea; the 422 in Vietnam; and those in Iraq.

Construction was completed in a few more than 90 working days and Memorial Stadium was dedicated on Oct. 20, 1923, at the Homecoming game in which Nebraska was held to a scoreless tie by Kansas.

The field at Memorial Stadium was named Tom Osborne Field - after the Huskers' legendary Hall-of-Fame coach - in 1998, one year after Osborne's retirement following 25 years and 255 victories as head coach.

## TOP 10 HOME CROWDS

RK.	DATE	OPPONENT	ATT.
1.	Sept. 20, 2014	Miami	91,585
2.	Sept. 14, 2013	UCLA	91,471
3.	Aug. 30, 2014	Fla. Atlantic	91,441
4.	Nov. 29, 2013	Iowa	91,260
5.	Sept. 27, 2014	Illinois	91,225
6.	Nov. 22, 2014	Minnesota	91,186
7.	Aug. 31, 2013	Wyoming	91,185
8.	Nov. 2, 2013	Northwestern	91,140
9.	Nov. 1, 2014	Purdue	91,107
10.	Oct. 25, 2014	Rutgers	91,088

## TOP 5 SEASON ATTENDANCE

RK.	YEAR	GAMES	TOTAL	AVG.
1.	2014	7	638,744	91,249
2.	2013	8	727,466	90,933
3.	2016	7	631,402	90,200
4.	2015	7	629,986	89,998
5.	2017	7	628,583	89,798

## LONGEST HOME WIN STREAKS

RK.	BEGAN	ENDED	WINS
1.	Oct. 19, 1991	Oct. 31, 1998	47
2.	Sept. 28, 1901	Oct. 20, 1906	33
3.	Nov. 27, 1998	Nov. 2, 2002	26
4.	Sept. 27, 1969	Nov. 23, 1972	23
5.	Oct. 3, 1981	Nov. 17, 1984	21

All streaks at Memorial Stadium, except for the 33-game streak from 1901 to 1906.

# 2022 NEBRASKA SEASON NOTEBOOK

## SCHEDULE NOTES

- Nebraska is scheduled to play three games against opponents who were ranked in the final 2021 AP poll. The Huskers played Oklahoma (10th) on Sept. 17, and take on Michigan (3rd) on Nov. 12 and Iowa (23rd) on Nov. 25.
- In addition to the three ranked opponents from last season, Nebraska will face Wisconsin, Minnesota and Purdue, who were all among the top four teams receiving votes outside of the top 25.

## COACHING STAFF NOTES

- Nebraska's staff includes former Huskers **Mickey Joseph** (1987-91) and **Barrett Ruud** (2001-04), while **Donovan Raiola** is the younger brother of former Husker All-America center Dominic Raiola.
- Nebraska added five new coaches to its staff in 2022, including four to the offensive staff. **Mark Whipple** (offensive coordinator), **Bryan Applewhite** (running backs), **Mickey Joseph** (wide receivers) and **Donovan Raiola** (offensive line) are all in their first season at Nebraska. **Bill Busch** began the season as the Huskers' special teams coordinator, and moved to defensive coordinator after four games. He was a special teams analyst in 2021.
- Whipple was also a semifinalist for the Broyles Award in 2021, an award presented annually to the nation's top assistant coach. In addition to Whipple, while **Bill Busch** was named the National Defensive Backs Coach of the Year in 2012 at Utah State.

## ROSTER NOTES

- Nebraska's roster features 151 players. A player's class reflects the fact that the 2020 season did not count as a year of eligibility.

### HUSKER ROSTER CLASS BREAKDOWN

CLASS	TOTAL	% OF ROSTER
Freshmen	22	15%
Redshirt Freshmen	49	32%
Total Freshmen	71	47%
Sophomores	39	26%
Juniors	27	18%
Seniors	14	9%

- The Husker roster features 107 returning players and 44 newcomers. Nebraska returns a total of nine starters and 46 letterwinners.
- Nebraska has added 44 players - 22 transfers and 19 true freshmen - since the end of the 2021 season. Among the 22 transfers are 12 FBS transfers, six FCS transfers, three junior college players and one Division III transfer.
- The Huskers added a total of 11 first-year transfers with previous Power Five playing experience at: Alabama (2), Florida State (2), Texas (2), Arizona State, LSU, Oklahoma State, TCU and Texas Tech.
- NU's roster features players from 22 states and two foreign countries (Canada & Germany).
- Nebraska has had a letterwinner from 47 of the 50 states in its history, missing only Idaho, New Hampshire and Rhode Island.

- States with multiple players on the Huskers' 2022 roster include: Nebraska (63), Iowa (11), Georgia (10), Florida (8), Arizona (7), Texas (7), Louisiana (5), New Jersey (5), California (4), Kansas (4), Minnesota (4), Colorado (3), Michigan (3), Missouri (3), Alabama (2), Illinois (2), Oklahoma (2) and South Dakota (2).
- The states of Mississippi, Montana, South Carolina and Wisconsin are each represented with one player on Nebraska's 2022 roster.

## ACADEMIC NOTES

- A total of 26 Huskers are playing the 2022 season as graduates, including players who earned their degree at another institution before transferring to Nebraska.

### HUSKERS WHO HAVE EARNED DEGREES

» Hunter Anthony	» Oliver Martin
» Jake Archer	» Ochaun Mathis
» Broc Bando	» Eteva Mauga-Clements
» Brant Banks	» Brandon Moore
» Brody Belt	» Cade Mueller
» Timmy Bleekrode	» Garrett Nelson
» Ian Boerkircher	» Mosai Newsom
» Chancellor Brewington	» Caleb Tannor
» Colton Feist	» Casey Thompson
» Nick Henrich	» Travis Vokolek
» Trent Hixson	» Brady Weas
» Chris Kolarevic	» Kevin Williams Jr.
» Wyatt Liewer	» Stephon Wynn Jr.

## COLLEGE FB HALL OF FAME

Nebraska All-American and Outland Trophy winner **Zach Wiegert** is one of 21 individuals who will make up the 2022 College Football Hall of Fame Class, including 18 players and three coaches.

Wiegert is the 20th Nebraska player to earn induction into the College Hall of Fame. Nebraska is one of 12 programs nationally with 20 or more players in the College Football Hall of Fame. Wiegert is the seventh Nebraska offensive lineman to join the College Football Hall of Fame. Overall, Nebraska has 26 members of the Hall, including six coaches. Wiegert is the eighth Husker inducted in the past 16 classes, most recently Eric Crouch, who was part of the 2020 class.

The 2022 College Football Hall of Fame Class will be officially inducted at the 64th NFF Annual Awards Dinner on Dec. 6.

Wiegert was a 1994 unanimous first-team All-American and is one of eight Huskers to win the Outland Trophy. He helped lead the Huskers to the 1994 national championship after NU played in the 1993 title game. The Huskers averaged 340 rushing yards per game, and Wiegert led NU with 113 pancake blocks. The leader of the famed 'Nebraska Pipeline' Wiegert earned one first-place vote for the Heisman. In addition to winning the Outland, he was a finalist for the Lombardi Award, a consensus All-American, the UPI Lineman of the Year and the Touchdown Club of Columbus Offensive Lineman of the Year. His No. 72 jersey was retired before the 1995 season.

## INTERIM HEAD COACH



### MICKEY JOSEPH

- Interim Head Coach
- 2-6 Record at Nebraska
- 3rd Season as a Head Coach
- 15-13 Career Record

Former Husker quarterback Mickey Joseph was named Nebraska's interim head coach on Sept. 11, 2022. He had served as the Huskers' associate head coach, wide receivers coach and passing game coordinator in the first three games of the season. Joseph owns previous experience as a collegiate head coach, leading Langston (Okla.) University to a 13-7 record in two seasons from 2011-12.

Joseph is the third interim head coach to lead the Huskers, joining Bo Pelini (2003 Alamo Bowl win over Michigan State) and Barney Cotton (2014 Holiday Bowl loss to USC).

#### NEBRASKA (2022)

» Interim Head Coach (Since Sept. 11)

#### LSU (2017-21)

» Assistant Head Coach (WR) (2020-21)  
» Assistant Coach (WR) (2017-19)

#### LOUISIANA TECH (2016)

» Assistant Coach (RB)

#### GRAMBLING STATE (2014-15)

» Assistant Coach (WR)/Special Teams Coord.

#### ALCORN STATE (2013)

» Assistant Head Coach (WR)/  
Special Teams Coordinator

#### LANGSTON (OKLA.) UNIVERSITY (2008-12)

» Head Coach (2011-12)  
» Assistant Coach (2008-10)

#### DESIRE STREET (LA.) ACADEMY (2006-08)

» Head Coach/Athletic Director

#### CENTRAL OKLAHOMA (2004-05)

» Assistant Coach (RB)

#### NICHOLLS STATE (2001-03)

» Assistant Coach (QB)

#### ALABAMA STATE (2000)

» Assistant Coach (WR)

#### TULANE (1999)

» Graduate Assistant

#### ARCHBISHOP SHAW (LA.) HS (1998)

» Assistant Coach (QB)

#### WAYNE STATE COLLEGE (1997)

» Assistant Coach (Run Game Coordinator)

#### OMAHA NORTH HS (1995-96)

» Assistant Coach (QB/WR)

## NEBRASKA ASSISTANT COACHES



### MARK WHIPPLE

#### OFFENSIVE COORDINATOR/ QUARTERBACKS

- 1st Season at Nebraska
- 40th Career Season
- 21 Years as a Head Coach

Whipple is a distinguished coach, winning a Division I-AA national championship as a head coach, a Super Bowl title as an NFL assistant and most recently an ACC title in 2021 as Pitt's offensive coordinator. The 1998 Division I-AA National Coach of the Year, Whipple has been an offensive coordinator at Power Five programs Miami, Nebraska and Pitt. In 2021, Pitt's offense ranked in the top 10 nationally in scoring, passing and total offense.



### BRYAN APPLEWHITE

#### RUNNING BACKS

- 1st Season at Nebraska
- 24th Career Season

Applewhite has a history of producing outstanding running backs. At TCU in 2021, he coached two backs who posted top-five yards-per-carry averages in program history, and he also coached two of the four all-time leading rushers at Wyoming.



### SEAN BECKTON

#### TIGHT ENDS

- 5th Season at Nebraska
- 27th Career Season

Beckton has developed NFL draft picks at three different positions: cornerback, wide receiver and tight end. In 2021, Nebraska's Austin Allen set Husker tight end records for receptions and receiving yards and was the Big Ten Tight End of the Year.



### MIKE CASSANO

#### WIDE RECEIVERS

- 1st Season as Husker Assistant
- 5th Season at Nebraska

Cassano was named wide receivers coach after Mickey Joseph's appointment as interim head coach. Previously a Husker offensive analyst, Cassano owns more than 15 years of experience and was the running backs coach on UMass' 1998 Division I-AA national championship team.



### DONOVAN RAIOLA

#### OFFENSIVE LINE

- 1st Season at Nebraska
- 11th Career Season

Before coming to Nebraska, Raiola spent four seasons in the National Football League, helping the Chicago Bears to a pair of playoff berths. As a player, Raiola was a three-time All-Big Ten selection at Wisconsin and went on to play six seasons in the NFL.



### BILL BUSCH

#### DEFENSIVE COORDINATOR/ SAFETIES

- 1st Year at NU in Current Role
- 10th Season at NU Overall
- 33rd Career Season

A 2019 national champion at LSU, Busch is a veteran college assistant, with extensive defensive and special teams experience. Busch served as special teams coordinator for the first four games before being named defensive coordinator on Sept. 18. Busch is in his third coaching stint at Nebraska. Busch served as a Husker graduate assistant in the 1990s and as special teams coordinator from 2004 to 2007.



### MIKE DAWSON

#### DEFENSIVE LINE / EDGE

- 3rd Year at NU in Current Role
- 4th Year at Nebraska Overall
- 24th Career Season

Dawson boasts four years of National Football League coaching experience, and he has also been a collegiate defensive coordinator. Dawson has experience coaching both defensive linemen and outside linebackers at both the college and NFL levels.



### TRAVIS FISHER

#### CORNERBACKS

- 5th Season at Nebraska
- 10th Career Season

Following a nine-year NFL playing career, Fisher has coached 15 all-conference defensive backs the past six years, including 11 in his first four seasons at Nebraska. All four secondary starters were All-Big Ten in 2020 and three of the four starters were All-Big Ten in 2019 and 2021.



### BARRETT RUUD

#### LINEBACKERS

- 5th Season at Nebraska
- 8th Career Season

Nebraska's all-time leading tackler, Ruud made 432 tackles at NU before totaling 657 tackles in his eight-year NFL career. Ruud pupils Luke Reimer and Nick Henrich entered 2022 as the nation's sixth-highest returning tackle duo after the pair combined for 207 tackles in 2021.



### JOEY CONNORS

#### SPECIAL TEAMS

- Second Season on NU Staff
- Third Year as College Coach

Connors took over responsibility for the Nebraska special teams when Bill Busch assumed control of the Nebraska defense after four games. Connors has been a special teams quality control coach in 2021 and 2022. Connors was a UCF team captain in 2017 and 2018.

# THE LAST TIME AN INDIVIDUAL...

## OFFENSE

### 100 YARDS RUSHING

**Nebraska:** Anthony Grant (115), vs. Minnesota (Nov. 5, 2022)  
**Opponent:** Blake Corum (162), at Michigan (Nov. 12, 2022)

### 200 YARDS RUSHING

**Nebraska:** Ameer Abdullah (225), vs. Rutgers (Oct. 25, 2014)  
**Opponent:** Braelon Allen (228), at Wisconsin (Nov. 20, 2021)

### 300 YARDS RUSHING

**Nebraska:** Roy Helu Jr. (307), vs. Missouri (Oct. 30, 2010)  
**Opponent:** Melvin Gordon (408), at Wisconsin (Nov. 15, 2014)

### 4 RUSHING TOUCHDOWNS

**Nebraska:** Ameer Abdullah (4), at Northwestern (Oct. 18, 2014)  
**Opponent:** Melvin Gordon (4), at Wisconsin (Nov. 15, 2014)

### MORE THAN 4 RUSHING TOUCHDOWNS

**Nebraska:** Calvin Jones (6), at Kansas (Nov. 9, 1991)  
**Opponent:** Chris Brown (6), at Colorado (Nov. 23, 2001)

### 300 YARDS PASSING

**Nebraska:** Casey Thompson (354), at Purdue (Oct. 15, 2022)  
**Opponent:** Aidan O'Connell (391), at Purdue (Oct. 15, 2022)

### 400 YARDS PASSING

**Nebraska:** Tanner Lee, at Purdue (431), Oct. 28, 2017  
**Opponent:** Kyle Vanstrece (409), Georgia Southern (Sept. 10, 2022)

### 500 YARDS PASSING

**Nebraska:** Joe Ganz (510), vs. Kansas State (Nov. 10, 2007)  
**Opponent:** Tim Rattay (590), Louisiana Tech (Aug. 29, 1998)

### 30 COMPLETIONS

**Nebraska:** Tanner Lee (32), at Purdue (Oct. 28, 2017)  
**Opponent:** Aidan O'Connell (35), at Purdue (Oct. 15, 2022)

### 40 COMPLETIONS

**Nebraska:** Never Happened  
**Opponent:** Clayton Thorson (41), at Northwestern (Oct. 13, 2018)

### 4 PASSING TOUCHDOWNS

**Nebraska:** Ryker Fyfe (4), at Purdue (Oct. 31, 2015)  
**Opponent:** Aidan O'Connell (4), at Purdue (Oct. 15, 2022)

### MORE THAN 4 PASSING TOUCHDOWNS

**Nebraska:** Joe Ganz (7), vs. Kansas St. (Nov. 10, 2007)  
**Opponent:** J.T. Barrett (5), Ohio State, Oct. 14, 2017

### TD PASS BY A NON-QUARTERBACK

**Nebraska:** De'Mornay Pierson-El (WR), at Northwestern (Oct. 18, 2014)  
**Opponent:** Brayden Willis (TE), vs. Oklahoma (Sept. 17, 2022)

### 10 RECEPTIONS

**Nebraska:** Trey Palmer (10), vs. Oklahoma (Sept. 17, 2022)  
**Opponent:** Charlie Jones (12), at Purdue (Oct. 15, 2022)

### 100 RECEIVING YARDS

**Nebraska:** Trey Palmer (237), at Purdue (Oct. 15, 2022)  
**Opponent:** Charlie Jones (132), at Purdue (Oct. 15, 2022)

### 200 RECEIVING YARDS

**Nebraska:** Trey Palmer (237), at Purdue (Oct. 15, 2022)  
**Opponent:** Jaxon Smith-Njigba (240), vs. Ohio State (Nov. 6, 2021)

### 3 RECEIVING TOUCHDOWNS

**Nebraska:** Brandon Kinnie (3), at Oklahoma State (Oct. 23, 2010)  
**Opponent:** Dezmon Briscoe (3), at Kansas (Nov. 3, 2007)

### 500 TOTAL OFFENSE YARDS

**Nebraska:** Joe Ganz (521), at Colorado (Nov. 23, 2007)  
**Opponent:** Tim Rattay (568), Louisiana Tech (Aug. 29, 1998)

## LONG OFFENSIVE PLAYS

### 60-69 YARD RUN

**Nebraska:** Trey Palmer (60), at Purdue (Oct. 15, 2022)  
**Opponent:** Dillon Gabriel (61), vs. Oklahoma (Sept. 17, 2022)

### 70-79 YARD RUN

**Nebraska:** Adrian Martinez (71), vs. Buffalo (Sept. 11, 2021)  
**Opponent:** Braelon Allen (71, TD), at Wisconsin (Nov. 20, 2021)

### 80-89 YARD RUN

**Nebraska:** Zavier Betts (83, TD), vs. Northwestern (Oct. 2, 2021)  
**Opponent:** Jonathan Taylor (88, TD), at Wisconsin (Oct. 6, 2018)

### 90-99 YARD RUN

**Nebraska:** Taylor Martinez (92, TD), at UCLA (Sept. 8, 2012)  
**Opponent:** Eli Roberson (91, TD), Kansas St. (Nov. 16, 2002)

### 60-69 YARD PASS

**Nebraska:** Thompson to Palmer (64), at Purdue (Oct. 15, 2022)  
**Opponent:** Morgan to Autman-Bell (69), Minnesota (Oct. 20, 2018)

### 70-79 YARD PASS

**Nebraska:** Thompson to Palmer (72, TD), at Purdue (Oct. 15, 2022)  
**Opponent:** Stroud to Smith-Njigba (75), vs. Ohio St. (Nov. 6, 2021)

### 80-89 YARD PASS

**Nebraska:** Lee to Morgan Jr. (80, TD), vs. Wisconsin (Oct. 7, 2017)  
**Opponent:** Plummer to Bell (89, TD), at Purdue (Dec. 5, 2020)

### 90-99 YARD PASS

**Nebraska:** Armstrong Jr. to Enunwa (99, TD), vs. Georgia (Jan. 1, 2014)  
**Opponent:** Montez to Nixon (96, TD), at Colorado (Sept. 7, 2019)

## DEFENSE

### 15 TACKLES

**Nebraska:** Luke Reimer (15), vs. Northwestern (Aug. 27, 2022)  
**Opponent:** Jack Campbell (16), vs. Iowa (Nov. 26, 2021)

### 20 TACKLES

**Nebraska:** Lee Kunz (23), at Oklahoma (Nov. 25, 1977)  
**Opponent:** Ryan Greenhagen (31), Fordham (Sept. 4, 2021)\*  
 \*-opponent school record

### 3.0 OR MORE SACKS

**Nebraska:** Randy Gregory (3.0), at Michigan (Nov. 9, 2013)  
**Opponent:** Mustaf Johnson (3.0), at Colorado (Sept. 7, 2019)

### 5 OR MORE TFLs

**Nebraska:** Cianté Evans (5), vs. Northwestern (Nov. 2, 2013)  
**Opponent:** A.J. Epenesa (5), Iowa (Nov. 29, 2019)

### 5 PASS BREAKUPS

**Nebraska:** Dicaprio Bootle (5), at Michigan (Sept. 22, 2018)  
**Opponent:** Never Happened

### 2 INTERCEPTIONS

**Nebraska:** Marques Buford Jr. (2), vs. Georgia Southern (Sept. 10, 2022)  
**Opponent:** Sydney Brown (2), vs. Illinois (Oct. 29, 2022)

### MORE THAN 2 INTERCEPTIONS

**Nebraska:** Matt O'Hanlon (3), vs. Oklahoma (Nov. 7, 2009)  
**Opponent:** Anthony Brown (3), at Purdue (Oct. 31, 2015)

### RETURNED AN INTERCEPTION FOR A TOUCHDOWN

**Nebraska:** Cam Taylor-Britt (38 yds), vs. Iowa (Nov. 29, 2019)  
**Opponent:** Jalen Graham (45 yards), Purdue (Oct. 30, 2021)

### RETURNED A FUMBLE FOR A TOUCHDOWN

**Nebraska:** Deontai Williams (26 yards) vs. Penn State (Nov. 14, 2020)  
**Opponent:** Myles Jackson (0 yards), Indiana (Oct. 1, 2022)

## SPECIAL TEAMS

### PUNT RETURN TOUCHDOWN

**Nebraska:** JD Spielman (76 yds), vs. South Alabama (Aug. 31, 2019)  
**Opponent:** Jayden Reed (62 yards), at Michigan State (Sept. 25, 2021)

### KICKOFF RETURN TOUCHDOWN

**Nebraska:** JD Spielman (99 yds), vs. Arkansas St. (Sept. 2, 2017)  
**Opponent:** Stephen Bracey (91 yards), at Wisconsin (Nov. 20, 2021)

### BLOCKED PUNT

**Nebraska:** Phalen Sanford (1), at Purdue (Oct. 15, 2022)  
**Opponent:** Max Melton (1), vs. Rutgers (Oct. 7, 2022)

### BLOCKED PUNT RETURNED FOR TOUCHDOWN

**Nebraska:** Malcolm Hartzog (30 yards), vs. Indiana (Oct. 1, 2022)  
**Opponent:** Kyle Fisher (14 yds), vs. Iowa (Nov. 26, 2021)

## THE LAST TIME A TEAM...

### OFFENSE

#### 300 YARDS RUSHING

**Nebraska:** vs. Northwestern, Oct. 2, 2021 (427)  
**Opponent:** vs. Oklahoma, Sept. 17, 2022 (312)

#### 400 YARDS RUSHING

**Nebraska:** vs. Northwestern, Oct. 2, 2021 (427)  
**Opponent:** at Minnesota, Nov. 11, 2017 (409)

#### 500 YARDS RUSHING

**Nebraska:** at Baylor, Oct. 13, 2001 (641)  
**Opponent:** at Wisconsin, Nov. 15, 2014 (581)

#### 300 YARDS PASSING

**Nebraska:** at Purdue, Oct. 15, 2022 (354)  
**Opponent:** at Purdue, Oct. 15, 2022 (391)

#### 400 YARDS PASSING

**Nebraska:** at Wisconsin, Oct. 6, 2018 (407)  
**Opponent:** vs. Georgia Southern, Sept. 10, 2022 (409)

#### 500 YARDS PASSING

**Nebraska:** vs. Kansas State, Nov. 10, 2007 (519)  
**Opponent:** Louisiana Tech, Aug. 29, 1998 (590)

#### 600 YARDS OF OFFENSE

**Nebraska:** vs. Northwestern, Oct. 2, 2021 (657)  
**Opponent:** at Purdue, Oct. 15, 2022 (606)

#### 700 YARDS OF OFFENSE

**Nebraska:** vs. Florida Atlantic, Aug. 30, 2014 (784 yards)  
**Opponent:** Never accomplished

#### 50 POINTS

**Nebraska:** vs. Northwestern, Oct. 2, 2021 (Nebraska won, 56-7)  
**Opponent:** Ohio State, Oct. 24, 2020 (Ohio State won 52-17)

#### 60 POINTS

**Nebraska:** vs. Idaho State, Sept. 22, 2012 (Nebraska won, 73-7)  
**Opponent:** at Ohio State, Nov. 5, 2016 (Ohio State won 62-3)

#### TWO 100-YARD RUSHERS

**Nebraska:** at Rutgers, Dec. 18, 2020 (Mills, Martinez)  
**Opponent:** Illinois, Nov. 21, 2020 (Epstein, Brown)

#### THREE 100-YARD RUSHERS

**Nebraska:** vs. Minnesota, Oct. 20, 2018 (Ozigbo, Martinez, Washington)  
**Opponent:** Wisconsin, Dec. 1, 2012 (Gordon, Ball, White)

#### TWO 100-YARD RECEIVERS

**Nebraska:** at Wisconsin, Nov. 20, 2021 (Allen, Toure)  
**Opponent:** Ohio State, Oct. 24, 2020 (Wilson, Olave)

### BLOCKED PUNT FOR A SAFETY

**Nebraska:** Marquel Dismuke (1) vs. Illinois (Nov. 10, 2018)  
**Opponent:** Keandre Jones (1), Ohio St. (Nov. 3, 2018)

### BLOCKED FIELD GOAL

**Nebraska:** Cam Taylor-Britt (1), at Michigan State (Sept. 25, 2021)  
**Opponent:** Jalen McKie (1) & Antonio Jones-Davis (1), No. Ill. (Sept. 14, 2019)

### BLOCKED FG RETURNED FOR TOUCHDOWN

**Nebraska:** Nathan Gerry (85 yds) vs. Minnesota (Nov. 22, 2014)  
**Opponent:** Never Happened

### DEFENSE

#### POSTED A SHUTOUT

**Nebraska:** vs. Arizona, Dec. 30, 2009 (33-0)  
**Opponent:** Arizona State, Sept. 21, 1996 (19-0)

#### RECORDED A DEFENSIVE SAFETY

**Nebraska:** vs. Arizona, Dec. 30, 2009 (33-0)  
**Opponent:** Minnesota, Oct. 16, 2021 (23-30)

#### 2 DEFENSIVE TOUCHDOWNS

**Nebraska:** vs. South Alabama, Aug. 31, 2019 (1 IR, 1 fumble return)  
**Opponent:** Northern Illinois, Sept. 16, 2017 (2 interception returns)

#### 4 INTERCEPTIONS

**Nebraska:** vs. Wyoming, Sept. 10, 2016 (5)  
**Opponent:** Purdue, Oct. 30, 2021 (4)

#### 15 TFLs

**Nebraska:** at Michigan, Nov. 9, 2013 (16)  
**Opponent:** vs. Oklahoma, Dec. 4, 2010 (17)

#### 7 OR MORE SACKS

**Nebraska:** vs. Colorado, Sept. 8, 2018 (7)  
**Opponent:** at Michigan State, Sept. 25, 2021 (7)

#### 15 PASS BREAKUPS

**Nebraska:** Kansas, Oct. 2, 2004 (17)  
**Opponent:** Never Happened

## MISCELLANEOUS

### SAFETY OF ANY KIND

**Nebraska:** Blocked Punt vs. Illinois (Nov. 10, 2018)  
**Opponent:** Sack in End Zone by Minnesota (Oct. 16, 2021)

### WAS NOT PENALIZED

**Nebraska:** vs. Maine, Sept. 3, 2005  
**Opponent:** Iowa, Sept. 4, 1999

### OVERCAME A HALFTIME DEFICIT TO WIN

**Nebraska:** at Rutgers, Oct. 7, 2022 (trailed, 13-0, won 14-13)  
**Opponent:** Wisconsin, Nov. 9, 2022 (trailed, 7-0, won 15-14)

### WON WHEN TRAILING AFTER 3 QUARTERS

**Nebraska:** at Rutgers, Oct. 7, 2022 (trailed 13-7, won 14-13)  
**Opponent:** Wisconsin, Nov. 19, 2022 (trailed 14-3, won 15-14)

### OVERTIME GAME

at Michigan State, Sept. 25, 2021 (Michigan State won, 23-20)

### NEBRASKA OVERTIME WIN

at Iowa, Nov. 28, 2014 (Nebraska won 37-34)

**NUMERICAL ROSTER**
**2022 NEBRASKA FOOTBALL ROSTER**

NO.	NAME	POS.	NO.	NAME	POS.	HT.	WT.	YR.	HOMETOWN (HIGH SCHOOL/COLLEGE)
0	Jake Appleget	EDGE	9	Allen, Ajay	RB	5-11	185	Fr.	Monroe, La. (Neville)
0	Jaquez Yant	RB	47	Androff, Chase	TE	6-6	235	Fr.	Lakeville, Minn. (South)
1	Marques Buford Jr.	DB	77	Anthony, Hunter	OL	6-6	325	Jr.	Tuttle, Okla. (Tuttle/Oklahoma State)
1	Decoldest Crawford	WR	0	Appleget, Jake	EDGE	6-4	220	Fr.	Lincoln, Neb. (Southeast)
2	Tommi Hill	WR	53	Archer, Jake	LB	6-1	200	Jr.	Omaha, Neb. (Skutt Catholic)
2	Caleb Tannor	EDGE	73	Bando, Broc	OL	6-5	295	Sr.	Lincoln, Neb. (IMG Academy)
3	Cooper Hausmann	QB	74	Banks, Brant	OL	6-8	300	So.	Houston, Texas (Westbury Christian)
3	Trey Palmer	WR	32	Belt, Brody	WR	5-9	185	Jr.	Omaha, Neb. (Millard West)
4	Alante Brown	WR	54	Benhart, Bryce	OL	6-9	315	So.	Lakeville, Minn. (Lakeville North)
5	Omar Manning	WR	96	Black, Marquis	DL	6-3	300	RFr.	McDonough, Ga. (Eagle's Landing Christian Academy)
5	Eteva Mauga-Clements	LB	38	Bleekrode, Timmy	PK	5-8	185	So.	Atlanta, Ga. (Marist/Furman)
6	Quinton Newsome	DB	58	Boerkircher, Ian	OL	6-6	285	Jr.	Aurora, Neb. (Aurora/Nebraska-Kearney)
6	Chubba Purdy	QB	49	Boerkircher, Nate	TE	6-5	230	RFr.	Aurora, Neb. (Aurora)
7	Tamon Lynum	DB	12	Bonner, Janiran	WR	6-3	200	Fr.	Ellenwood, Ga. (Cedar Grove)
7	Mikey Pauley	QB	43	Booker III, Michael	DB	6-1	195	RFr.	Grand Prairie, Texas (South Grand Prairie)
7	Marcus Washington	WR	35	Branch, Derek	DB	5-11	180	RFr.	Lincoln, Neb. (Southeast)
8	Myles Farmer	DB	26	Bretz, Koby	DB	6-2	210	RFr.	Omaha, Neb. (Westside)
8	Logan Smothers	QB	82	Brewington, Chancellor	TE	6-3	220	Sr.	Chandler, Ariz. (Hamilton/Northern Arizona)
9	Jarrett Synek	QB	4	Brown, Alante	WR	5-11	190	So.	Chicago, Ill. (Simeon/St. Thomas More [Conn.] Prep)
9	Ajay Allen	RB	41	Brown, Elliott	WR	6-1	175	RFr.	Omaha, Neb. (Elkhorn South)
9	DeShon Singleton	DB	12	Brown, Omar	NICK	6-1	195	Jr.	Minneapolis, Minn. (North/Northern Iowa)
10	Jimari Butler	EDGE	63	Buckley, Ru'Quan	DL	6-6	290	RFr.	Wyoming, Mich. (Godwin Heights)
10	Anthony Grant	RB	46	Buda, Grant	NICK	6-0	205	RFr.	Lincoln, Neb. (Southwest)
10	Heinrich Haarberg	QB	1	Buford Jr., Marques	DB	5-11	190	So.	DeSoto, Texas (Trinity Christian/St. Thomas More [Conn.] Prep)
11	Braxton Clark	DB	84	Bullock, Alex	WR	6-2	195	RFr.	Omaha, Neb. (Creighton Prep)
11	Casey Thompson	QB	35	Bullock, John	NICK	6-0	210	So.	Omaha, Neb. (Creighton Prep)
12	Janiran Bonner	WR	95	Buschini, Brian	P	6-1	225	So.	Helena, Mont. (Capital/Montana)
12	Omar Brown	NICK	10	Butler, Jimari	EDGE	6-5	245	RFr.	Mobile, Ala. (Murphy)
13	Kamonte Grimes	WR	81	Carnie, James	TE	6-5	225	RFr.	Roca, Neb. (Norris)
13	Malcolm Hartzog	DB	11	Clark, Braxton	DB	6-4	195	Jr.	Orlando, Fla. (Dr. Phillips)
14	Mikai Gbayor	LB	36	Closman, Blake	DB	5-10	175	RFr.	Elkhorn, Neb. (Millard North)
14	Rahmir Johnson	RB	79	Conn, Alex	OL	6-6	310	RFr.	Derby, Kan. (Derby)
15	Ernest Hausmann	LB	36	Contreras, Chase	PK	6-1	185	Jr.	Missouri Valley, Iowa (Missouri Valley/Iowa Western CC)
15	Richard Torres	QB	69	Corcoran, Turner	OL	6-6	300	So.	Lawrence, Kan. (Free State)
16	Zach Weinmaster	WR	1	Crawford, Decoldest	WR	6-0	180	Fr.	Shreveport, La. (Green Oaks)
17	Ty Hahn	WR	95	Detlefsen, Grant	P	6-3	220	So.	Lincoln, Neb. (Southeast)
17	Tyreke Johnson	DB	91	Drew, Devin	DL	6-2	280	Sr.	Kansas City, Mo. (Raytown Senior/Iowa Western CC/Texas Tech)
17	Jalil Martin	DB	22	Ervin Jr., Gabe	RB	6-0	215	RFr.	Buford, Ga. (Buford)
18	Jaeden Gould	DB	51	Evans-Jenkins, Justin	OL	6-1	290	Fr.	East Orange, N.J. (Irvington)
18	Matt Masker	QB	8	Farmer, Myles	DB	6-3	200	So.	Atlanta, Ga. (Westlake)
19	Seth Malcom	LB	82	Feist, Colton	DL	6-2	275	Jr.	Yutan, Neb. (Yutan)
19	Barron Miles Jr.	WR	24	Fidone II, Thomas	TE	6-6	235	RFr.	Council Bluffs, Iowa (Lewis Central)
19	Kaine Williams	DB	92	Franke, Brendan	PK	6-1	240	So.	Gretna, Neb. (Gretna/Morningside)
21	Emmett Johnson	RB	14	Gbayor, Mikai	LB	6-2	220	RFr.	Irvington, N.J. (Irvington)
21	Noa Pola-Gates	DB	23	Gifford, Isaac	NICK	6-1	200	So.	Lincoln, Neb. (Southeast)
22	Gabe Ervin Jr.	RB	46	Goodwin, John	TE	6-3	235	So.	Lincoln, Neb. (Lincoln High)
23	Isaac Gifford	NICK	18	Gould, Jaeden	DB	6-2	200	Fr.	Somerset, N.J. (Bergen Catholic)
24	Brandon Moore	DB	10	Grant, Anthony	RB	5-11	200	Jr.	Buford, Ga. (Buford/ Florida State/New Mexico Military Institute)
24	Thomas Fidone II	TE	13	Grimes, Kamonte	WR	6-3	200	RFr.	Naples, Fla. (Palmetto Ridge)
24	Charlie Weinrich	PK	97	Gunnerson, Blaise	EDGE	6-6	250	RFr.	Carroll, Iowa (Kemper Catholic)
25	Javier Morton	DB	10	Haarberg, Heinrich	QB	6-5	210	RFr.	Kearney, Neb. (Catholic)
26	Koby Bretz	DB	17	Hahn, Ty	WR	6-2	195	RFr.	Johnson, Neb. (Johnson-Brock)
26	Roman Mangini	WR	80	Hardy II, Shawn	WR	6-3	190	RFr.	Kingsland, Ga. (Camden County)
28	Luke Reimer	LB	37	Harris, Isaiah	RB	5-8	185	RFr.	Omaha, Neb. (Millard South)
28	Matthew Schuster	RB	13	Hartzog, Malcolm	DB	5-9	170	Fr.	Silver Creek, Miss. (Jefferson Davis County)
29	Ashton Hausmann	DB	29	Hausmann, Ashton	DB	5-11	210	RFr.	Roca, Neb. (Norris)
29	Cooper Jewett	RB	3	Hausmann, Cooper	QB	5-10	180	Fr.	Roca, Neb. (Norris)
30	Randolph Kpai	LB	15	Hausmann, Ernest	LB	6-2	220	Fr.	Columbus, Neb. (Columbus)
31	Chris Kolarevic	LB	93	Heins, Gabe	PK	6-0	180	So.	Kearney, Neb. (Kearney)
32	Brody Belt	WR	42	Henrich, Nick	LB	6-3	225	So.	Omaha, Neb. (Burke)
32	Ochaun Mathis	EDGE	80	Herbek, Jacob	DL	6-5	260	So.	Grand Island, Neb. (Central Catholic)
32	Ochaun Mathis	EDGE	87	Hickman, Chris	TE	6-5	215	So.	Omaha, Neb. (Burke)
33	Javin Wright	NICK	2	Hill, Tommi	WR	6-0	200	So.	Orlando, Fla. (Edgewater/Arizona State)
34	Simon Otte	EDGE	75	Hixson, Trent	OL	6-4	305	Sr.	Omaha, Neb. (Skutt Catholic)
34	Beau Psencik	RB	90	Hohl, Jacob	P	6-2	215	So.	Lincoln, Neb. (Southwest/Nebraska Wesleyan)
35	Derek Branch	DB	50	Hoskinson, Sam	OL	6-1	240	RFr.	Omaha, Neb. (Elkhorn South)
35	John Bullock	NICK	72	Hutmacher, Nash	DL	6-4	330	So.	Oacoma, S.D. (Chamberlain)
35	Trevin Luben	RB	29	Jewett, Cooper	RB	5-10	180	So.	Omaha, Neb. (Elkhorn South)
36	Blake Closman	DB	21	Johnson, Emmett	RB	5-11	190	Fr.	Minneapolis, Minn. (Academy of Holy Angels)
36	Chase Contreras	PK	14	Johnson, Rahmir	RB	5-10	185	So.	Oradell, N.J. (Bergen Catholic)
36	Chase Contreras	PK	17	Johnson, Tyreke	DB	6-1	180	Jr.	Jacksonville, Fla. (Trinity Christian Academy/Ohio State)
36	Taveon Thompson	WR	88	Jones Jr., Victor	WR	6-1	195	Fr.	Orlando, Fla. (Olympia)
37	Isaiah Harris	RB	51	Klover, Braden	EDGE	6-2	225	RFr.	Wymore, Neb. (Southern)
37	Phalen Sanford	DB	31	Kolarevic, Chris	LB	6-1	225	Sr.	Traverse City, Mich. (Saint Francis/Northern Iowa)
38	Timmy Bleekrode	PK	30	Kpai, Randolph	LB	6-3	205	RFr.	Sioux Falls, S.D. (Washington)
40	Darius Moore	DB	85	Liewer, Wyatt	WR	6-4	190	Jr.	O'Neill, Neb. (O'Neill)
41	Elliott Brown	WR	41	Lilienkamp, Christian	DB	6-0	200	RFr.	Bellevue, Neb. (Bellevue West)
			99	Lindenmeyer, Luke	TE	6-4	250	Fr.	La Vista, Neb. (Papillion-La Vista)
			35	Luben, Trevin	RB	5-11	195	RFr.	Wahoo, Neb. (Wahoo)
			59	Lutovsky, Henry	OL	6-6	310	RFr.	Crawfordsville, Iowa (Mount Pleasant)
			77	Lynn, Michael	OL	6-6	295	So.	Greenwood Village, Colo. (Cherry Creek)
			7	Lynum, Tamon	DB	6-2	180	RFr.	Orlando, Fla. (Evans)
			19	Malcom, Seth	LB	6-4	215	RFr.	Tabor, Iowa (Fremont-Mills)
			67	Mancino, Joey	OL	6-3	280	RFr.	Holmdel, N.J. (Holmdel)
			26	Mangini, Roman	WR	5-9	150	Fr.	Mesa, Ariz. (Desert Ridge)

5	Manning, Omar	WR	6-4	225	Sr.	Lancaster, Texas (Lancaster/TCU/Kilgore College)
17	Martin, Jaiil	DB	6-2	165	Fr.	Chicago, Ill. (Kenwood Academy)
89	Martin, Oliver	WR	6-1	200	Sr.	Coralville, Iowa (Iowa City West/Michigan/Iowa)
18	Masker, Matt	QB	6-2	220	Jr.	Kearney, Neb. (Kearney Catholic)
32	Mathis, Ochaun	EDGE	6-5	260	Jr.	Manor, Texas (Manor/TCU)
5	Mauga-Clements, Eteva	LB	6-1	220	Sr.	Pleasant Hill, Calif. (College Park/Diablo Valley CC)
70	Menning, Keegan	OL	6-6	325	RFr.	Fremont, Neb. (Fremont)
48	Meyersick, Evan	TE	6-5	195	RFr.	Omaha, Neb. (Millard West)
19	Miles Jr., Barron	WR	5-10	180	RFr.	Montreal, Quebec, Canada (Chandler [Ariz.])
45	Miller, Blake	DB	6-1	195	Fr.	Nebraska City, Neb. (Lourdes Central Catholic)
66	Miller, Ezra	OL	6-6	310	So.	Holstein, Iowa (Ridge View/Iowa)
24	Moore, Brandon	DB	6-0	190	Sr.	Sanford, Fla. (Seminole/UCF/Florida State)
40	Moore, Darius	DB	6-1	185	Sr.	Tiffin, Iowa (Clear Creek Amana/Iowa Western CC)
25	Morton, Javier	DB	6-2	195	So.	Atlanta, Ga. (Stephenson/Garden City [Kan.] CC)
53	Moses, Riley	OL	6-2	290	So.	Fairmont, Neb. (Fillmore Central)
44	Newton, Garrett	EDGE	6-4	245	Jr.	Scottsbluff, Neb. (Scottsbluff)
52	Newsom, Mosai	DL	6-5	285	So.	Waverly, Iowa (Waverly-Shell Rock)
6	Newsome, Quinton	DB	6-1	180	Jr.	Suwanee, Ga. (North Gwinnett)
63	Nouili, Nouredin	OL	6-4	315	Jr.	Frankfurt, Germany (Norris/Colorado State)
34	Otte, Simon	EDGE	6-2	205	Jr.	York, Neb. (York)
3	Palmer, Trey	WR	6-1	190	Jr.	Kentwood, La. (Kentwood/LSU)
79	Pankratz, Spencer	PK	6-1	200	RFr.	Highlands Ranch, Colo. (Valor Christian/Furman)
61	Parrott, Dylan	OL	6-5	340	Fr.	Eldridge, Iowa (North Scott)
7	Pauley, Mikey	QB	6-3	195	Fr.	Overland Park, Kan. (Blue Valley Northwest)
91	Pieper, Cameron	LS	6-4	250	Jr.	Lincoln, Neb. (Southwest)
57	Piper, Ethan	OL	6-2	295	So.	Norfolk, Neb. (Norfolk Catholic)
21	Pola-Gates, Noa	DB	6-0	180	So.	Gilbert, Ariz. (Williams Field)
65	Prochazka, Teddy	OL	6-10	320	So.	Elkhorn, Neb. (South)
34	Pscenic, Beau	RB	6-0	200	RFr.	Houston, Texas (Lutheran South Academy)
6	Purdy, Chubba	QB	6-2	210	RFr.	Queen Creek, Ariz. (Perry/Florida State)
28	Reimer, Luke	LB	6-1	225	Jr.	Lincoln, Neb. (North Star)
45	Robinson, Truitt	WR	6-0	185	RFr.	Gilbert, Ariz. (Higley)
99	Robinson, Ty	DL	6-6	310	So.	Gilbert, Ariz. (Higley)
86	Rollins, AJ	TE	6-6	220	RFr.	Omaha, Neb. (Creighton Prep)
37	Sanford, Phalen	DB	5-11	200	Jr.	Benkelman, Neb. (Dundy County-Stratton/Hastings College)
76	Schaller, Beau	OL	6-2	270	RFr.	Waukee, Iowa (Waukee)
54	Schommer, Ryan	EDGE	6-5	260	Jr.	Norfolk, Neb. (Norfolk)
28	Schuster, Matthew	RB	5-10	190	RFr.	Cozad, Neb. (Cozad/Ashland-Greenwood)
76	Simonson, Eli	OL	6-6	295	RFr.	Fremont, Neb. (Archbishop Bergan)
9	Singleton, DeShon	DB	6-3	205	So.	Amite, La. (St. Helena/Hutchinson [Kan.] CC)
8	Smothers, Logan	QB	6-2	190	So.	Muscle Shoals, Ala. (Muscle Shoals)
41	Snodgrass, Garrett	LB	6-3	220	So.	York, Neb. (York)
62	Stafursky, Noah	OL	6-4	325	So.	York, Neb. (York)
47	Stenger, Gage	NICK	6-2	190	Fr.	Omaha, Neb. (Millard South)
9	Synek, Jarrett	QB	6-0	200	RFr.	Hastings, Neb. (Hastings)
87	Tagalao, Brodie	TE	6-3	260	Fr.	Pittsburg, Calif. (De La Salle)
56	Tagge, Grant	LB	6-1	200	So.	Omaha, Neb. (Westside)
2	Tannor, Caleb	EDGE	6-3	220	Sr.	Stone Mountain, Ga. (Miller Grove)
11	Thompson, Casey	QB	6-0	195	Jr.	Oklahoma City, Okla. (Newcastle/Texas)
36	Thompson, Taveon	WR	6-4	205	RFr.	Lincoln, Neb. (Southeast)
15	Torres, Richard	QB	6-4	215	Fr.	San Antonio, Texas (Southside)
83	Vokolek, Travis	TE	6-7	260	Sr.	Springfield, Mo. (Kickapoo/Rutgers)
7	Washington, Marcus	WR	6-2	190	Jr.	St. Louis, Mo. (Trinity Catholic/Texas)
55	Weas, Brady	LS	6-2	250	Sr.	Whitefish Bay, Wis. (Whitefish Bay/Georgetown)
50	Weaver, Jaiilen	DL	6-8	345	RFr.	Antioch, Calif. (Antioch)
16	Weinmaster, Zach	WR	5-10	180	So.	Loveland, Colo. (Loveland)
24	Weinrich, Charlie	PK	5-11	200	Fr.	Leawood, Kan. (Blue Valley)
19	Williams, Kaine	DB	6-2	200	RFr.	Marrero, La. (John Ehret/Alabama)
78	Williams Jr., Kevin	OL	6-5	325	Sr.	Omaha, Neb. (North/Northern Colorado)
96	Witucki, Camden	LS	6-2	225	RFr.	Grand Blanc, Mich. (Grand Blanc Community)
33	Wright, Javin	NICK	6-5	215	So.	Chandler, Ariz. (Hamilton)
90	Wynn Jr., Stephon	DL	6-3	305	Jr.	Anderson, S.C. (IMG [Fla.] Academy/Alabama)
0	Yant, Jaquez	RB	6-2	235	So.	Tallahassee, Fla. (Amos P. Godby)
44	Young, Aiden	RB	5-9	175	RFr.	Omaha, Neb. (Elkhorn)

## NUMERICAL ROSTER

41	Christian Lilienkamp	DB
41	Garrett Snodgrass	LB
42	Nick Henrich	LB
43	Michael Booker III	DB
44	Garrett Nelson	EDGE
44	Aiden Young	RB
45	Blake Miller	DB
45	Truitt Robinson	WR
46	Grant Buda	NICK
46	John Goodwin	TE
47	Chase Androff	TE
47	Gage Stenger	NICK
48	Evan Meyersick	TE
49	Nate Boerkircher	TE
50	Sam Hoskinson	OL
50	Jaiilen Weaver	DL
51	Justin Evans-Jenkins	OL
51	Braden Klover	EDGE
52	Mosai Newsom	DL
53	Jake Archer	LB
53	Riley Moses	OL
54	Bryce Benhart	OL
54	Ryan Schommer	EDGE
55	Brady Weas	LS
56	Grant Tagge	LB
57	Ethan Piper	OL
58	Ian Boerkircher	OL
59	Henry Lutovsky	OL
61	Dylan Parrott	OL
62	Noah Stafursky	OL
62	Ru'Quan Buckley	DL
63	Nouredin Nouili	OL
65	Teddy Prochazka	OL
66	Ezra Miller	OL
67	Joey Mancino	OL
69	Turner Corcoran	OL
70	Keegan Menning	OL
72	Nash Hutmacher	DL
73	Broc Bando	OL
74	Brant Banks	OL
75	Trent Hixson	OL
76	Beau Schaller	OL
76	Eli Simonson	OL
77	Hunter Anthony	OL
77	Michael Lynn	OL
78	Kevin Williams Jr.	OL
79	Alex Conn	OL
79	Spencer Pankratz	PK
80	Shawn Hardy II	WR
80	Jacob Herbek	DL
81	James Carnie	TE
82	Chancellor Brewington	TE
82	Colton Feist	DL
83	Travis Vokolek	TE
84	Alex Bullock	WR
85	Wyatt Liewer	WR
86	AJ Rollins	TE
87	Chris Hickman	TE
87	Brodie Tagalao	TE
88	Victor Jones Jr.	WR
89	Oliver Martin	WR
90	Jacob Hohl	P
90	Stephon Wynn Jr.	DL
91	Devin Drew	DL
91	Cameron Pieper	LS
92	Brendan Franke	PK
93	Gabe Heins	PK
95	Brian Buschini	P
95	Grant Detlefsen	P
96	Marquis Black	DL
96	Camden Witucki	LS
97	Blaise Gunnerson	EDGE
99	Luke Lindenmeyer	TE
99	Ty Robinson	DL

## PRONUNCIATION GUIDE

Marquis Black..... marr-KEESE  
 Ian/Nate Boerkircher..... BORE-kurr-churr  
 Janiran Bonner..... juh-NIGH-run  
 Ru'Quan Buckley..... ROO-kwan  
 Marques Buford Jr. .... marr-KEESE  
 Brian Buschini ..... boo-SHEEN-ee  
 Jimari Butler ..... jih-MAR-ee  
 Blake Closman ..... CLOSS-mun  
 Colton Feist..... FEAST  
 Thomas Fidone II ..... fuh-DOAN-ee  
 Brendan Franke..... frank-EE  
 Mikai Gbayor..... BAY-er  
 Jaeden Gould ..... GHOU-L-d (like "ghoul")  
 Kamonte Grimes..... kuh-MON-tay  
 Heinrich Haarberg ..... HINE-rick HARR-burg  
 Ashton/Cooper/Ernest Hausmann...HOUSE-munn  
 Nick Henrich ..... HEN-ritch  
 Jacob Hohl ..... HOLE  
 Nash Hutmacher ..... HUT-make-urr  
 Chris Kolarovic ..... kuh-LAR-vick

Randolph Kpai ..... kuh-PIE  
 Wyatt Liewer ..... LEE-vurr  
 Henry Lutovsky ..... loo-TOV-skee  
 Tamon Lynum..... tuh-MAWN  
 Ochaun Mathis..... OH-shawn  
 Eteva Mauga-Clements.... eh-TEE-vuh MAW-guh  
 Mosai Newsom ..... mo-SIGH  
 Simon Otte..... OAT-ee  
 Cameron Pieper..... PIPE-urr  
 Teddy Prochazka..... pro-HAH-skuh  
 Luke Reimer ..... RHYME-urr  
 Beau Schaller ..... SHALL-urr  
 Ryan Schommer..... SHOW-murr  
 DeShon Singleton..... dee-SHAWN  
 Jarrett Synek..... SIN-ick  
 Travis Vokolek ..... VOKE-oh-leck  
 Brady Weas ..... WEESE  
 Charlie Weinrich..... WINE-rick  
 Jaquez Yant..... jah-KWEZZ YANT

### CAREER STARTS - OFFENSE

PLAYER	'17	'18	'19	'20	'21	'22	ALL
Benhart	-	-	-	8	10	10	28
Vokolek	2	7	0	4	3	9	25
Hixson	-	-	12	0	2	11	25
Corcoran	-	-	-	1	11	11	23
Ke. Williams	0	8~	9~	0	2~	1	20
Brewington 9*	10*	0	0	0	0	0	19
Thompson	-	0	0	0	10+	9	19
Washington	-	-	1+	0	7+	9	17
Piper	-	-	0	7	3	7	17
Nouili	-	-	-	7!	7	0	14
Palmer	-	-	0	0	5^	10	15
Grant	-	0	-	-	-	11	11
A. Brown	-	-	-	1	0	9	10
Martin	-	1\$	0	4	3	2	10
Bando	0	0	0	0	0	9	9
Johnson	-	-	0	0	7	0	7
Manning	-	-	-	0	7	0	7
Anthony	-	0	4@	1@	0	1	6
Hill	-	-	-	-	0	5	5
Liewer	-	0	0	0	4	1	5
Prochazka	-	-	-	-	2	3	5
Boerkircher	-	-	0	0	0	4	4
Purdy	-	-	-	1&	0	2	3
Ervin Jr.	-	-	-	-	2	0	2
Lutovsky	-	-	-	0	0	2	2
Banks	-	-	0	0	1	0	1
Belt	-	0	0	0	1	0	1
Smothers	-	-	-	0	1	0	1
Yant	-	-	-	0	1	0	1

\*at FCS Northern Arizona; ~at FCS Northern Colo.;  
!at Colorado State; +at Texas; \$at Michigan;  
#at New Mexico State; @at Oklahoma State;  
^at LSU; &at Florida State

### CAREER STARTS - DEFENSE

PLAYER	'18	'19	'20	'21	'22	ALL
Mathis	0	12!	10!	12!	1	35
Tannor	0	5	5	12	10	32
Nelson	-	0	8	12	11	31
O. Brown	-	15*	7*	7*	0	29
Reimer	-	0	5	12	10	27
Newsome	-	0	1	12	11	24
Robinson	-	0	7	4	11	22
Henrich	-	0	1	12	5	18
Kolarevic	-	6*	9*	0	0	15
Farmer	-	0	1	4	10	15
Drew	-	-	1#	11#	0	12
Feist	0	0	0	0	11	11
Buford Jr.	-	-	-	0	11	11
Gifford	-	-	0	0	9	9
Hartzog	-	-	-	-	7	7
Hausmann	-	-	-	-	6	6
Hutmacher	-	-	0	0	2	2
M.-Clements	-	-	0	0	1	1
Wright	-	-	0	0	1	1
Clark	0	1	0	0	0	1

!at TCU; \*at FCS Northern Iowa; #at Texas Tech

### CAREER STARTS - SPECIAL TEAMS

PLAYER	'18	'19	'20	'21	'22	ALL
Bleekrode	-	0	7*	11*	11	29
Buschini	-	0	2#	13#	11	26
Contreraz	-	-	0	4	0	4

\*at Furman; #at Montana

### CONSECUTIVE STARTS (MIN. 15)

PLAYER, POSITION	STARTS
Garrett Nelson, Edge	31
Quinton Newsome, Cornerback	23
Turner Corcoran, Offensive Line	22

## OFFENSIVE DEPTH CHART

WR	3	Trey Palmer	6-1	190	Jr.	Kentwood, La.
	32	Brody Belt	5-9	185	Jr.	Omaha, Neb.
	-OR- 14	Rahmir Johnson	5-10	185	So.	Oradell, N.J.
LT	69	Turner Corcoran	6-6	300	So.	Lawrence, Kan.
	74	Brant Banks	6-8	300	So.	Houston, Texas
LG	57	Ethan Piper	6-2	295	So.	Norfolk, Neb.
	74	Brant Banks	6-8	300	So.	Houston, Texas
C	75	Trent Hixson	6-4	305	Sr.	Omaha, Neb.
	57	Ethan Piper	6-2	295	So.	Norfolk, Neb.
RG	73	Broc Bando	6-5	295	Sr.	Lincoln, Neb.
	-OR- 59	Henry Lutovsky	6-6	310	RFr.	Crawfordsville, Iowa
RT	54	Bryce Benhart	6-9	315	So.	Lakeville, Minn.
	-OR- 77	Hunter Anthony	6-6	325	Jr.	Tuttle, Okla.
TE	83	Travis Vokolek	6-7	260	Sr.	Springfield, Mo.
	49	Nate Boerkircher	6-5	230	RFr.	Aurora, Neb.
	-OR- 82	Chancellor Brewington	6-3	220	Sr.	Chandler, Ariz.
	86	AJ Rollins	6-6	220	RFr.	Omaha, Neb.
WR	7	Marcus Washington	6-2	190	Jr.	St. Louis, Mo.
	89	Oliver Martin	6-1	200	Sr.	Coralville, Iowa
	5	Omar Manning	6-4	225	Sr.	Lancaster, Texas
WR	4	Alante Brown	5-11	190	So.	Chicago, Ill.
	85	Wyatt Liewer	6-4	190	Jr.	O'Neill, Neb.
	2	Tommi Hill	6-0	200	So.	Orlando, Fla.
QB	11	Casey Thompson	6-0	195	Jr.	Oklahoma City, Okla.
	8	Logan Smothers	6-2	190	So.	Muscle Shoals, Ala.
	9	Jarrett Synek	6-0	200	RFr.	Hastings, Neb.
RB	10	Anthony Grant	5-11	200	Jr.	Buford, Ga.
	0	Jaquez Yant	6-2	235	So.	Tallahassee, Fla.
	-OR- 14	Rahmir Johnson	5-10	185	So.	Oradell, N.J.
	-OR- 22	Gabe Ervin Jr.	6-0	215	RFr.	Buford, Ga.

## DEFENSIVE DEPTH CHART

EDGE	44	Garrett Nelson	6-4	245	Jr.	Scottsbluff, Neb.
	97	Blaise Gunnerson	6-6	250	RFr.	Carroll, Iowa
DT	99	Ty Robinson	6-6	310	So.	Gilbert, Ariz.
	91	Devin Drew	6-2	280	Sr.	Kansas City, Mo.
	-OR- 72	Nash Hutmacher	6-4	330	So.	Oacoma, S.D.
DT	82	Colton Feist	6-2	275	Jr.	Yutan, Neb.
	90	Stephon Wynn Jr.	6-3	305	Jr.	Anderson, S.C.
EDGE	32	Ochaun Mathis	6-5	260	Jr.	Manor, Texas
	10	Jimari Butler	6-5	245	RFr.	Mobile, Ala.
SLB	2	Caleb Tannor	6-3	220	Sr.	Stone Mountain, Ga.
LB	28	Luke Reimer	6-1	225	Jr.	Lincoln, Neb.
	5	Eteva Mauga-Clements	6-1	220	Sr.	Pleasant Hill, Calif.
LB	15	Ernest Hausmann	6-2	220	Fr.	Columbus, Neb.
	-OR- 31	Chris Kolarevic	6-1	225	Sr.	Traverse City, Mich.
NICK	33	Javin Wright	6-5	215	So.	Chandler, Ariz.
	-OR- 12	Omar Brown	6-1	195	Jr.	Minneapolis, Minn.
CB	6	Quinton Newsome	6-1	180	Jr.	Suwanee, Ga.
	24	Brandon Moore	6-0	190	Sr.	Sanford, Fla.
CB	13	Malcolm Hartzog	5-9	170	Fr.	Silver Creek, Miss.
	11	Braxton Clark	6-4	195	Jr.	Orlando, Fla.
S	23	Isaac Gifford	6-1	200	So.	Lincoln, Neb.
	37	Phalen Sanford	5-11	200	Jr.	Benkelman, Neb.
	- 21	Noa Pola-Gates	6-0	180	So.	Gilbert, Ariz.
S	8	Myles Farmer	6-3	200	So.	Atlanta, Ga.
	9	DeShon Singleton	6-3	205	So.	Amite, La.
	18	Jaeden Gould	6-2	200	Fr.	Somerset, N.J.

## SPECIAL TEAMS DEPTH CHART

PK	38	Timmy Bleekrode	5-8	185	So.	Atlanta, Ga.
	24	Charlie Weinrich	5-11	200	Fr.	Leawood, Kan.
KO	92	Brendan Franke	6-1	240	So.	Gretna, Neb.
P/H	95	Brian Buschini	6-1	225	So.	Helena, Mont.
LS	(FG) 91	Cameron Pieper	6-4	250	Jr.	Lincoln, Neb.
	(P) 55	Brady Weas	6-2	250	Sr.	Whitefish Bay, Wis.
KR	2	Tommi Hill	6-0	200	So.	Orlando, Fla.
	10	Anthony Grant	5-11	200	Jr.	Buford, Ga.
	3	Trey Palmer	6-1	190	Jr.	Kentwood, La.
PR	16	Zach Weinmaster	5-10	180	So.	Loveland, Colo.
	3	Trey Palmer	6-1	190	Jr.	Kentwood, La.
	-OR- 89	Oliver Martin	6-1	200	Sr.	Coralville, Iowa



# 2022 NEBRASKA GAME-BY-GAME STARTERS

## OFFENSIVE STARTING LINEUPS

OPPONENT	WR	WR	WR	TE	RT	RG	C	LG	LT	QB	RB	PK
Northwestern	Palmer	Washington	A. Brown	Liewer*	Benhart	Bando	Hixson	Corcoran	Prochazka	Thompson	Grant	Bleekrode
North Dakota	Palmer	Washington	A. Brown	N. Boerkircher	Benhart	Bando	Hixson	Corcoran	Prochazka	Thompson	Grant	Bleekrode
Ga. Southern	Palmer	Washington	A. Brown	N. Boerkircher	Benhart	Bando	Hixson	Corcoran	Prochazka	Thompson	Grant	Bleekrode
Oklahoma	Palmer	Washington	A. Brown	Vokolek	Benhart	Bando	Hixson	Williams Jr.	Corcoran	Thompson	Grant	Bleekrode
Indiana	Palmer	Martin	A. Brown	Vokolek	Benhart	Bando	Hixson	Piper	Corcoran	Thompson	Grant	Bleekrode
Rutgers	Palmer	Washington	A. Brown	Vokolek	Benhart	Bando	Hixson	Piper	Corcoran	Thompson	Grant	Bleekrode
Purdue	Palmer	Washington	A. Brown	Vokolek	Anthony	Lutovsky	Hixson	Piper	Corcoran	Thompson	Grant	Bleekrode
Illinois	N. Boerkircher^	Washington	A. Brown	Vokolek	Benhart	Lutovsky	Hixson	Piper	Corcoran	Thompson	Grant	Bleekrode
Minnesota	Palmer	N. Boerkircher^	Hill	Vokolek	Benhart	Bando	Hixson	Piper	Corcoran	Purdy	Grant	Bleekrode
Michigan	Palmer	Washington	Brown	Vokolek	Benhart	Bando	Hixson	Piper	Corcoran	Purdy	Grant	Bleekrode
Wisconsin	Palmer	Washington	Martin	Vokolek	Benhart	Bando	Hixson	Piper	Corcoran	Thompson	Grant	Bleekrode

Iowa

\*Nebraska opened with four wide receivers; ^Nebraska opened with two tight ends

## DEFENSIVE STARTING LINEUPS

OPPONENT	DT	DT	EDGE	EDGE	LB	LB	NICKEL	CB	S	S	CB	P
Northwestern	Robinson	Feist	Nelson	Tannor	Henrich	Reimer	Hutmacher*	Newsome	Farmer	Buford Jr.	Hill	Buschini
North Dakota	Robinson	Feist	Nelson	Tannor	E. Hausmann	Reimer	Gifford	Newsome	Farmer	Buford Jr.	Hill	Buschini
Ga. Southern	Robinson	Feist	Nelson	Tannor	E. Hausmann	Reimer	Gifford	Newsome	Farmer	Buford Jr.	Hill	Buschini
Oklahoma	Robinson	Feist	Nelson	Tannor	Henrich	Reimer	Gifford	Newsome	Farmer	Buford Jr.	Hill	Buschini
Indiana	Robinson	Feist	Nelson	Tannor	Henrich	Reimer	Gifford	Newsome	Farmer	Buford Jr.	Hartzog	Buschini
Rutgers	Robinson	Feist	Nelson	Tannor	Henrich	Reimer	Gifford	Newsome	Farmer	Buford Jr.	Hartzog	Buschini
Purdue	Robinson	Feist	Nelson	Tannor	Henrich	Mauga-Clements	Gifford	Newsome	Farmer	Buford Jr.	Hartzog	Buschini
Illinois	Robinson	Feist	Nelson	Tannor	E. Hausmann	Reimer	Gifford	Newsome	Farmer	Buford Jr.	Hartzog	Buschini
Minnesota	Robinson	Feist	Nelson	Tannor	E. Hausmann	Reimer	Gifford	Newsome	Farmer	Buford Jr.	Hartzog	Buschini
Michigan	Robinson	Feist	Nelson	Mathis	E. Hausmann	Reimer	Wright	Newsome	Gifford	Buford Jr.	Hartzog	Buschini
Wisconsin	Robinson	Feist	Nelson	Tannor	E. Hausmann	Reimer	Hutmacher*	Newsome	Farmer	Buford Jr.	Hartzog	Buschini

Iowa

\*Nebraska opened with an extra defensive lineman

## 2022 NEBRASKA PLAYER PARTICIPATION

PLAYER, POS.	GP	GS	PLAYER, POS.	GP	GS	PLAYER, POS.	GP	GS
Ajay Allen, RB	4	0	Jaeden Gould, DB	1	0	Quinton Newsome, DB	11	11
Hunter Anthony, OL	10	1	Anthony Grant, RB	11	11	Simon Otte, Edge	8	0
Broc Bando, OL	9	9	Blaise Gunnerson, Edge	11	0	Trey Palmer, WR	11	9
Brant Banks, OL	11	0	Ty Hahn, WR	10	0	Cameron Pieper, LS	11	0
Brody Belt, WR	6	0	Malcolm Hartzog, DB	11	7	Ethan Piper, OL	8	7
Bryce Benhart, OL	11	10	Ernest Hausmann, LB	11	6	Noa Pola-Gates, DB	3	0
Timmy Bleekrode, PK	11	11	Nick Henrich, LB	5	5	Teddy Prochazka, OL	3	3
Ian Boerkircher, OL	11	0	Chris Hickman, TE	3	0	Chubba Purdy, QB	6	2
Nate Boerkircher, TE	11	4	Tommi Hill, WR	11	5	Luke Reimer, LB	10	10
Koby Bretz, DB	1	0	Trent Hixson, OL	11	11	Ty Robinson, DL	11	11
Chancellor Brewington, TE	11	0	Nash Hutmacher, DL	11	2	AJ Rollins, TE	5	0
Alante Brown, WR	11	9	Cooper Jewett, RB	11	0	Phalen Sanford, DB	11	0
Omar Brown, DB	10	0	Emmett Johnson, RB	3	0	DeShon Singleton, DB	11	0
Marques Buford Jr., DB	11	11	Rahmir Johnson, WR	9	0	Logan Smothers, QB	5	0
Alex Bullock, WR	1	0	Chris Kolarevic, Nickel	11	0	Gage Stenger, NICK	1	0
John Bullock, Nickel	9	0	Wyatt Liewer, WR	11	1	Jarrett Synek, QB	1	0
Brian Buschini, P	11	11	Luke Lindenmeyer, TE	1	0	Grant Tagge, LB	11	0
Jimari Butler, Edge	11	0	Henry Lutovsky, OL	11	2	Caleb Tannor, Edge	11	11
Braxton Clark, DB	7	0	Tamon Lynum, DB	3	0	Casey Thompson, QB	9	9
Turner Corcoran, OL	11	11	Omar Manning, WR	8	0	Travis Vokolek, TE	9	8
Devin Drew, DL	11	0	Oliver Martin, WR	11	2	Marcus Washington, WR	11	9
Gabe Ervin Jr., RB	7	0	Ochaun Mathis, Edge	11	1	Brady Weas, LS	11	0
Myles Farmer, DB	10	10	Eteva Mauga-Clements, LB	11	1	Zach Weinmaster, RB	11	0
Colton Feist, DL	11	11	Brandon Moore, DB	10	0	Kevin Williams Jr., OL	4	1
Brendan Franke, PK	11	0	Javier Morton, DB	7	0	Javin Wright, Nickel	10	0
Isaiah Garcia-Castaneda, WR	4	0	Garrett Nelson, Edge	11	11	Stephon Wynn Jr., DL	11	0
Isaac Gifford, Nickel	11	9	Mosai Newsom, DL	8	0	Jaquez Yant, RB	6	0



# SCOUTING THE IOWA HAWKEYES



Iowa began the season with a 3-1 start and suffered a three-game losing skid to drop to 3-4. The Hawkeyes have responded with a four-game win streak to enter Friday's game with a 7-4 record.

Iowa averages 253.7 yards per game, with 94.8 rushing yards per game and 158.9 passing yards per game. Spencer Petras has completed 156-of-275 passes for 1,716 yards, five touchdowns and five interceptions. Sam LaPorta has 53 receptions for 601 yards and a touchdown, followed by Nico Ragaini with 25 grabs for 305 yards and a score. Kaleb Johnson leads the Hawkeye rushing attack with 653 rushing yards and five touchdowns.

Defensively, Iowa is allowing 273.3 yards per game and holds the nation's fifth-best scoring defense with 13.5 points allowed per game. Jack Campbell leads the Hawkeyes with 110 tackles, including 3.5 tackles for loss. Seth Benson is second on the team with 80 tackles and has four tackles for loss, a sack and an interception. Lukas Van Ness has a team-high 9.5 tackles for loss and six sacks for Iowa, while Cooper DeJean has snagged a team-high four interceptions on the season.

9/3	South Dakota State	W, 7-3
9/10	Iowa St.	L, 10-7
9/17	Nevada	W, 27-0
9/24	at Rutgers	W, 27-10
10/1	#4 Michigan	L, 27-14
10/8	at Illinois	L, 9-6
10/22	at #2 Ohio State	L, 54-10
10/29	Northwestern	W, 33-13
11/8	at Purdue	W, 24-3
11/12	Wisconsin	W, 24-10
11/19	at Minnesota	W, 13-10
11/25	Nebraska	3 p.m.

## HEAD COACH INFORMATION



### HEAD COACH KIRK FERENTZ

- 24th Season at Iowa (185-114 Record)
- 26th Career Season (197-135 Record)

Kirk Ferentz is in his 24th season as the head football coach at the University of Iowa and his 33rd season overall with the Hawkeyes.

Under Ferentz, the Hawkeyes have earned 19 bowl game invitations since 2001.

Ferentz is the longest tenured head football coach in the nation. Ferentz and former Iowa head coach Hayden Fry are the only head coaches to lead a Division I football program for 20 years, consecutively. With a 63-0 win at Illinois in 2018, Ferentz became just the fifth coach in Big Ten Conference history to win 150 games as a Big Ten head coach.

Prior to serving as the head coach of the Hawkeyes, Ferentz was the offensive line coach in the NFL for Baltimore and Cleveland (1993-98) and the head coach at Maine (1990-92). He also served as the offensive line coach for Iowa from 1981-89.

### FERENTZ VS. NEBRASKA

Ferentz will face Nebraska for the 14th time as a head coach on Friday.

Ferentz holds an 8-5 record against the Huskers, winning the past seven meetings, including a 28-21 win last year in Lincoln.

## 2022 IOWA STAT LEADERS

RUSHING	ATT.	YDS	YPC	YPG	TD
Kaleb Johnson	126	653	5.2	59.4	5
Leshon Williams	105	367	3.5	36.7	2
Gavin Williams	42	133	3.2	13.3	0

PASSING	CMP-ATT-INT	PCT	YDS	YPG	TD
Spencer Petras	156-275-5	56.7	1716	156.0	5

RECEIVING	REC.	YDS	YPC	YPG	TD
Sam LaPorta	53	601	11.3	54.6	1
Nico Ragaini	25	305	12.2	33.9	1
Luke Lachey	18	273	15.2	24.8	2
Arland Bruce IV	18	184	10.2	18.4	1
Leshon Williams	10	76	7.6	7.6	0

PUNTING	NO.	YDS	AVG	LG	I20	50+
Tory Taylor	69	3125	45.3	70	28	22

PUNT RET.	NO.	YDS	AVG	TD
Arland Bruce IV	17	125	7.4	0
Cooper DeJean	7	123	17.6	0

KICK RET.	NO.	YDS	AVG	TD
Kaleb Johnson	11	271	24.6	0
Riley Moss	4	93	23.3	0

FIELD GOALS	FG-ATT	PCT	LG
Drew Stevens	15-17	88.2	54
Aaron Blom	1-3	33.3	46

TACKLES	TACK	TFL	SCK
Jack Campbell	110	3.5	0
Seth Benson	80	4.0	1.0
Cooper DeJean	67	2.0	0
Quinn Schulte	63	0	0
Kaevon Merriweather	45	2.0	0



## 2022 STATISTICAL RANKING COMPARISON



NEB	NAT.	B1G	CATEGORY	B1G	NAT.	IOWA
129.9	95th	9th	Rushing Offense	14th	122nd	94.8
215.6	88th	7th	Passing Offense	14th	123rd	158.9
345.5	101st	10th	Total Offense	14th	130th	253.7
22.5	103rd	11th	Scoring Offense	13th	123rd	17.5
195.0	117th	14th	Rushing Defense	6th	17th	108.9
232.2	79th	11th	Pass Defense	2nd	6th	164.4
427.2	108th	13th	Total Defense	3rd	6th	273.3
28.5	91st	12th	Scoring Defense	4th	5th	13.5
40.4%	53rd	6th	3rd-Down Offense	14th	126th	28.9%
42.9%	107th	12th	3rd-Down Defense	7th	20th	32.2%
86.7%	46th	7th	Red Zone Offense	9th	93rd	80.0%
90.0%	110th	11th	Red Zone Defense	6th	40th	80.0%
39.5	43rd	7th	Net Punting	5th	17th	41.1
16.5	7th	1st	Punt Returns	2nd	30th	10.0
10.1	100th	14th	Punt Return Defense	3rd	19th	3.7
17.3	109th	12th	Kickoff Returns	3rd	23rd	22.4
17.3	19th	4th	Kick Return Defense	5th	22nd	17.3
5.3	38th	7th	Penalties	2nd	5th	4.0
42.7	23rd	5th	Penalty Yards	1st	4th	31.8
12	103rd	10th	Turnovers Gained	3rd	23rd	20
18	89th	11th	Turnovers Lost	4th	28th	13
-0.5	110th	12th	Turnover Margin	3rd	19th	+0.6

## IOWA INFORMATION

Iowa has fielded a football team since 1889 and the Hawkeyes have tallied over 680 wins as a program. Iowa has claimed 11 conference championships and five national titles.

The Hawkeyes have made 34 bowl game appearances, claiming 17 wins. Iowa's last bowl game appearance came in 2021 when the Hawkeyes took on Kentucky in the Vrbo Citrus Bowl. Kentucky claimed the 20-17 victory.

- **First Year:** 1889
- **All-Time Record:** 683-570-39
- **Bowl Record:** 17-16-1
- **Conference Titles:** 11
- **National Titles:** 5
- **Stadium:** Kinnick Stadium
- **Capacity:** 69,250
- **Playing Surface:** FieldTurf
- **Location:** Iowa City, Iowa
- **Enrollment:** 30,448
- **Colors:** Gold & Black



**HUNTER ANTHONY #77**

6-6 | 325 | JR. | OL  
TUTTLE, OKLA.

**CAREER HONORS (2018-21: OKLAHOMA ST.)**

- 2-Time Second-Team Academic All-Big 12
- Nebraska Scholar-Athlete Honor Roll (Spring 2022)

**CAREER NOTES**

- Grad transfer from Oklahoma State (2018-21)
- Earned his degree in marketing
- Played in 23 games with five starts at OSU

**SEASON HIGHLIGHTS**

- Has played in 10 games with one start
- Started at right tackle at Purdue

**CAREER STATS**

- **Games:** 33  
(9 in 2019\*; 3 in 2020\*; 11 in 2021\*; 10 in 2022)
- **Starts:** 6 (4 in 2019\*; 1 in 2020\*; 1 in 2022)

\*at Oklahoma State



**BROC BANDO #73**

6-5 | 295 | SR. | OL  
LINCOLN, NEB.

**CAREER HONORS**

- 6-Time Nebraska Scholar-Athlete Honor Roll
- 3-Time Brook Berringer Citizenship Team
- 3-Time Tom Osborne Citizenship Team

**CAREER NOTES**


- Earned his degree in business administration

**SEASON HIGHLIGHTS**

- Has started nine games at right guard, the first nine starts of his career
- Started the first six games at right guard
- Missed two games due to injury before returning to start the past three games at right guard

**CAREER STATS**

- **Games:** 38  
(12 in 2019; 8 in 2020; 9 in 2021; 9 in 2022)
- **Starts:** 9 (9 in 2022)



**BRYCE BENHART #54**

6-9 | 315 | SO. | OL  
LAKEVILLE, MINN.

**CAREER HONORS**

- Big Ten Distinguished Scholar (2022)
- 2-Time Academic All-Big Ten
- 6-Time Nebraska Scholar-Athlete Honor Roll

**CAREER NOTES**

- Was the 12th true freshman offensive lineman to play in a game in Nebraska history

**SEASON HIGHLIGHTS**

- Has played in every game and started 10 games at right tackle

**CAREER STATS**

- **Games:** 34  
(3 in 2019; 8 in 2020; 12 in 2021; 11 in 2022)
- **Starts:** 28 (8 in 2020; 10 in 2021; 10 in 2022)



**TIMMY BLEEKRODE #38**

5-8 | 185 | SO. | PK  
ATLANTA, GA.

**CAREER HONORS (2019-21: FCS FURMAN)**

- 2-Time Second-Team All-Southern Conference
- Southern Conference Special Teams Player of the Week (2020)
- 2-Time Southern Conf. Academic Honor Roll

**CAREER NOTES**

- Graduate transfer from FCS Furman (2019-21)
- Earned his degree in business administration
- Was the Palladins' starting place-kicker in each of his final two seasons (2020 & 2021)
- Was also Furman's starting punter in 2020 and 2021, averaging 42.9 yards on 91 career punts

**SEASON HIGHLIGHTS**

- Nebraska's leading scorer (55 points)
- Made a 46-yard field goal vs. North Dakota
- Tied his career high with six extra points against Georgia Southern
- Filled in late at punter against No. 6 Oklahoma and had a 51-yard punt in his lone attempt
- Was 3-of-3 on field goals at Purdue
- Made a 26-yard field goal against Illinois
- Connected on two field goals against Minnesota
- Made a 37-yard field goal at No. 3 Michigan, his seventh consecutive made field goal

**GAME-BY-GAME**

OPPONENT	XP-ATT	FG-ATT	LG	BK	PTS
vs. Northwestern	4-4	0-0	-	-	4
North Dakota	5-5	1-2	46	-	8
Ga. Southern	6-6	0-1	-	-	6
Oklahoma	2-2	0-0	-	-	2
Indiana	5-5	0-0	-	-	5
@ Rutgers	2-2	0-0	-	-	2
@ Purdue	4-4	3-3	43	-	13
Illinois	0-1	1-1	26	-	3
Minnesota	1-1	2-2	26	-	7
@ Michigan	0-0	1-1	37	-	3
Wisconsin	2-2	0-0	-	-	2
@ Iowa					

**CAREER KICKING STATS**

YEAR	G/S	PAT	FG	PCT.	PTS	LG
2019*^	3/0	1/1	0/0	0.0	1	-
2020^	7/7	16/18	6/7	85.7	34	47
2021^	11/11	30/32	15/18	83.3	75	51
2022	11/11	31/32	8/10	80.0	55	46
<b>TOTAL</b>	<b>32/29</b>	<b>78/83</b>	<b>29/35</b>	<b>82.9</b>	<b>165</b>	<b>51</b>

\*Redshirt season; ^at FCS Furman

Note: 2020 season played in the spring of 2021

**KICKOFFS:** 92 att., 35 touchbacks

**PUNTS:** 91 att., 42.3 avg, long of 69 yds

**CAREER HIGHS**

**Field Goal Attempts** 4 twice\*

**Field Goals Made** 4 at Tennessee Tech (2021)\*

**Long Field Goal** 51 at Tennessee Tech (2021)\*

**Points** 14 twice\*

**PATs** 6 three times

\*at FCS Furman



**NATE BOERKIRCHER #49**

6-5 | 230 | R-FR. | TE  
AURORA, NEB.

**CAREER HONORS**

- Academic All-Big Ten (2022)
- 3-Time Nebraska Scholar-Athlete Honor Roll

**PERSONAL NOTES**

- His brother Ian is a Husker offensive lineman

**SEASON HIGHLIGHTS**

- Has played in every game with four starts
- Has caught five passes for 46 yards, setting career highs in both categories
- Earned his first career start against North Dakota in place of the injured Travis Vokolek
- Set career highs with two catches for 32 yards, including a 19-yard touchdown for his longest career reception and first career score
- Made his second career start against Georgia Southern
- Had a four-yard catch against No. 6 Oklahoma
- Started and caught a four-yard pass against Illinois
- Started his fourth game of the season against Minnesota
- Had a six-yard reception at No. 3 Michigan

**GAME-BY-GAME**

OPPONENT	REC.	YDS	TD	LONG
vs. Northwestern	0	0	0	-
North Dakota	2	32	1	19
Ga. Southern	0	0	0	-
Oklahoma	1	4	0	4
Indiana	0	0	0	-
@ Rutgers	0	0	0	-
@ Purdue	0	0	0	-
Illinois	1	4	0	4
Minnesota	0	0	0	-
@ Michigan	1	6	0	6
Wisconsin	0	0	0	-
@ Iowa				

**CAREER RECEIVING STATS**

YEAR	G/S	REC.	YDS	Y/R	Y/G	TD
2020	Did Not Play					
2021*	3/0	2	14	7.0	4.7	0
2022	11/4	5	46	9.2	4.2	1
<b>TOTAL</b>	<b>14/4</b>	<b>7</b>	<b>60</b>	<b>8.6</b>	<b>4.3</b>	<b>1</b>

\*Redshirt season

**CAREER HIGHS**

<b>Receptions</b>	2 vs. North Dakota (2022)
<b>Receiving Yards</b>	32 vs. North Dakota (2022)
<b>Receiving Touchdowns</b>	1 vs. No. Dakota (2022)
<b>Long Reception</b>	19 vs. North Dakota [TD] (2022)



**CHANCELLOR BREWINGTON #82**

6-3 | 220 | SR. | TE  
CHANDLER, ARIZ.

**CAREER NOTES**

- Grad transfer from Northern Arizona (2017-20)
- Played in 21 games with 19 starts for the FCS Lumberjacks
- Caught 54 career passes for 642 yards & 3 touchdowns at Northern Arizona
- Two of his first four receptions at Nebraska went for touchdowns

**CAREER SUPERLATIVES**

- 100-Yard Receiving Games: 1

**SEASON HIGHLIGHTS**

- Has played in every game and had a reception in eight of 11 games
- Caught his first pass of the season against North Dakota, a five-yard touchdown reception
- Had a six-yard catch against No. 6 Oklahoma
- Caught a five-yard pass against Indiana
- Had a season-long 17-yard catch at Rutgers
- Caught two passes for 45 yards against Illinois, including a 45-yard reception that tied the longest catch of his career
- Had a five-yard reception against Minnesota
- Caught two passes for 11 yards vs. Wisconsin

**GAME-BY-GAME**

OPPONENT	REC.	YDS	TD	LONG
vs. Northwestern	0	0	0	-
North Dakota	1	5	1	5
Ga. Southern	1	-4	0	-4
Oklahoma	1	6	0	6
Indiana	1	5	0	5
@ Rutgers	1	17	0	17
@ Purdue	0	0	0	-
Illinois	2	45	0	45
Minnesota	1	5	0	5
@ Michigan	0	0	0	-
Wisconsin	2	11	0	7
@ Iowa				

**CAREER RECEIVING STATS**

YEAR	G/S	REC.	YDS	Y/R	Y/G	TD
2017*	11/9	31	396	12.8	36.0	2
2018*	10/10	23	246	10.7	24.6	1
2019*	Redshirt					
2020*	Did Not Play					
2021	10/0	3	20	6.7	2.0	1
2022	11/0	10	90	9.0	8.2	1
<b>TOTAL</b>	<b>42/19</b>	<b>67</b>	<b>812</b>	<b>12.1</b>	<b>19.3</b>	<b>5</b>

\*at FCS Northern Arizona

**RUSHING:** 1 att., -1 yd, 0 TDs

**PASSING:** 1-for-3, 23 yards, 1 TD, 0 INT

**CAREER HIGHS**

<b>Receptions</b>	8 vs. Sacramento St. (2017)*
<b>Receiving Yards</b>	119 vs. Sacramento St. (2017)*
<b>Receiving Touchdowns</b>	1 five times
<b>Long Reception</b>	45 twice
<b>Touchdown Passes</b>	1 vs. Illinois St. (2017)*

\*at FCS Northern Arizona



**ALANTE BROWN #4**

5-11 | 190 | SO. | WR  
CHICAGO, ILL.

**CAREER NOTES**

- Spent one season at St. Thomas More Prep in Connecticut before joining Nebraska and was the No. 1 prep school recruit in the 2020 class

**SEASON HIGHLIGHTS**

- Has played in every game with nine starts
- Has 14 catches for 174 yards, exceeding his career total entering 2022 in both categories
- Set career highs with three receptions and 32 receiving yards vs. Northwestern
- The three receptions matched his season total from both the 2020 and 2021 seasons
- Had two catches for 27 yards in another start against North Dakota
- Tied his career high with three receptions against Georgia Southern totaling 28 yards
- Caught an 11-yard pass vs. No. 6 Oklahoma
- Had a 14-yard reception against Indiana
- Made a two-yard catch at Rutgers
- Had two catches for a career-high 47 yards at Illinois with a career-long 32-yard reception
- Caught a 13-yard pass at No. 3 Michigan

**GAME-BY-GAME**

OPPONENT	REC.	YDS	TD	LONG
vs. Northwestern	3	32	0	15
North Dakota	2	27	0	21
Ga. Southern	3	28	0	15
Oklahoma	1	11	0	11
Indiana	1	14	0	14
@ Rutgers	1	2	0	2
@ Purdue	0	0	0	-
Illinois	2	47	0	32
Minnesota	0	0	0	-
@ Michigan	1	13	0	13
Wisconsin	0	0	0	-
@ Iowa				

**CAREER RECEIVING STATS**

YEAR	G/S	REC.	YDS	Y/R	Y/G	TD
2020	8/1	3	41	13.7	5.1	0
2021	10/0	3	30	10.0	3.0	0
2022	11/9	14	174	12.4	15.8	0
<b>TOTAL</b>	<b>29/10</b>	<b>20</b>	<b>245</b>	<b>12.3</b>	<b>8.5</b>	<b>0</b>

**RUSHING:** 2 att., 17 yds, 0 TDs

**KICKOFF RETURNS:** 15 ret., 273 yds, 0 TDs

**CAREER HIGHS**

<b>Receptions</b>	3 twice
<b>Receiving Yards</b>	47 vs. Illinois (2022)
<b>Receiving Touchdowns</b>	none
<b>Long Reception</b>	32 vs. Illinois (2022)
<b>Kickoff Returns</b>	3 twice
<b>Kickoff Return Yards</b>	63 vs. Illinois (2020)
<b>Long Kickoff Return</b>	29 vs. Illinois (2020)



**MARQUES BUFORD JR. #1**

5-11 | 190 | SO. | DB  
DeSOTO, TEXAS

**CAREER HONORS**

- Nebraska Scholar-Athlete Honor Roll (Fall 2021)

**SEASON HIGHLIGHTS**

- Has started each of the first 11 games
- Made his first career start against Northwestern and had seven tackles, his first career game with multiple tackles
- Notched his first career tackle for loss and first career forced fumble, which led to a takeaway and a Husker touchdown
- Totaled five tackles with a TFL vs. North Dakota
- Also broke up a pass in the end zone on a 3rd-and-goal play
- Intercepted two passes to go along with five tackles against Georgia Southern
- Marked his first two career interceptions
- Recorded seven tackles against No. 6 Oklahoma
- Made four tackles against Indiana
- Recorded six tackles at Rutgers
- Totaled five tackles at Purdue
- Made seven tackles against Illinois, including one tackle for loss
- Had a career-high eight tackles against Minnesota with a pass breakup
- Made five tackles with a breakup at Michigan
- Injured on the first series against Wisconsin and did not return

**GAME-BY-GAME**

OPPONENT	UT-AT-TT	TFL-YD	PBU	INT
vs. Northwestern	4-3-7	0.5-1	0	0
North Dakota	4-1-5	1.0-1	1	0
Ga. Southern	4-1-5	0.0-0	0	2
Oklahoma	6-1-7	0.0-0	0	0
Indiana	3-1-4	0.0-0	0	0
@ Rutgers	4-2-6	0.0-0	0	0
@ Purdue	2-3-5	0.0-0	0	0
Illinois	3-4-7	1.0-1	0	0
Minnesota	4-4-8	0.0-0	1	0
@ Michigan	2-3-5	0.0-0	1	0
Wisconsin	0-0-0	0.0-0	0	0
@ Iowa				

**CAREER TACKLE STATS**

YEAR	G/S	UT	AT	TT	TFL-YD	SCK-YD
2021	12/0	1	2	3	0.0-0	0.0-0
2022	11/11	36	23	59	2.5-3	0.0-0
<b>TOTAL</b>	<b>23/11</b>	<b>37</b>	<b>25</b>	<b>62</b>	<b>2.5-3</b>	<b>0.0-0</b>

**CAREER MISCELLANEOUS STATS**

YEAR	FF	FR	PBU	INT	QBH	BLK
2021	0	0	0	0	0	0
2022	1	0	3	2	1	0
<b>TOTAL</b>	<b>1</b>	<b>0</b>	<b>3</b>	<b>2</b>	<b>1</b>	<b>0</b>

**CAREER HIGHS**

<b>Tackles</b>	8 vs. Minnesota (2022)
<b>TFLs</b>	1.0 twice
<b>Sacks</b>	none
<b>Breakups</b>	1 three times
<b>Interceptions</b>	2 vs. Georgia Southern (2022)



**BRIAN BUSCHINI #95**

6-1 | 225 | SO. | P  
HELENA, MONT.

**CAREER HONORS (2020-21: FCS MONTANA)**

- FCS Punter of the Year (2021)
- FCS First-Team All-American (2021)
- First-Team All-Big Sky (2021)
- Nebraska Scholar-Athlete Honor Roll (Spring 2022)

**2022 WATCH LIST**

- Ray Guy Award

**PERSONAL NOTES**

- Married his wife Kellie in 2021
- Looks to become just the fourth Husker letterwinner from Montana (first since 1995)

**CAREER NOTES**

- Spent three seasons at Montana (2019-21), where he was the 2021 FCS Punter of the Year
- Ranked 3rd in the FCS in punting average in 2021 with a school-record average of 46.0
- Has placed 34 percent of his career punts inside the opponent's 20-yard line (47 of 137)
- 34 percent of his career punts have covered at least 50 yards (46 of 137)

**ACTIVE CAREER FBS RANKINGS**

- Punting Average: 7th (45.3)

**2022 TOP 25 NCAA FBS RANKINGS**

- Punting Average: 18th (44.5)

**SEASON HIGHLIGHTS**

- Averaging 44.5 yards per punt, which ranks as the 6th-highest season average in school history
- Averaged 47.2 yards per punt vs. Northwestern, with four punts downed inside the 20-yard line
- Averaged 42.0 yards per punt vs. North Dakota
- 50.5-yard punt average vs. Georgia Southern, including a career-long 65-yard punt
- Battled through an injury to average 40.8 yards per punt against No. 6 Oklahoma
- Placed three punts inside the 20 against Indiana
- Punted seven times at Rutgers
- Two of his four punts at Purdue went for longer than 50 yards
- Had three punts of 50 yards or longer against Illinois
- Averaged a career-high 55.5 yards per punt vs. Minnesota with five of his six punts covering 50 yards or longer
- Punted seven times at No. 3 Michigan with a long of 54 yards
- Had a 74-yard punt against Wisconsin, which tied for the seventh-longest punt in school history

**GAME-BY-GAME**

OPPONENT	NO.	AVG	I20	LONG
vs. Northwestern	6	47.2	4	50
North Dakota	2	42.0	1	46
Ga. Southern	4	50.5	0	65
Oklahoma	6	40.8	1	47
Indiana	8	39.3	3	54
@ Rutgers	7	40.1	1	49
@ Purdue	4	42.0	0	53
Illinois	6	48.2	1	55
Minnesota	6	55.5	0	61
@ Michigan	7	43.1	0	54
Wisconsin	6	43.5	1	74
@ Iowa				

**CAREER PUNTING STATS**

YEAR	NO.	AVG	LG	TB	I20	50+	BLK
2019*							
2020*	6	43.3	52	0	5	2	0
2021*	69	46.0	62	4	30	28	0
2022	62	44.5	74	5	12	16	0
<b>TOTAL</b>	<b>137</b>	<b>45.2</b>	<b>74</b>	<b>9</b>	<b>47</b>	<b>46</b>	<b>0</b>

\*at FCS Montana

Note: 2020 season played in the spring of 2021

KICKOFFS: 92 att., 35 touchbacks

**CAREER HIGHS**

<b>Punts</b>	8 vs. Indiana (2022)
<b>Average</b>	50.7 at Northern Arizona (2021)*
<b>Inside 20</b>	4 three times*
<b>50-Yard Punts</b>	5 vs. Minnesota (2022)
<b>Long Punt</b>	74 vs. Wisconsin (2022)

\*at FCS Montana



**JIMARI BUTLER #10**

6-5 | 245 | R-FR. | EDGE  
MOBILE, ALA.

**SEASON HIGHLIGHTS**

- Has played in every game, seeing action on defense and special teams
- Made the first tackle of his career with a one-yard tackle for loss against No. 6 Oklahoma
- Also had one tackle against Indiana, Rutgers and Purdue
- Posted his first career multi-tackle game with two stops against No. 17 Illinois, including a half tackle for loss
- Tied his career high with two tackles at No. 3 Michigan

**GAME-BY-GAME**

OPPONENT	UT-AT-TT	TFL-YD	SACK-YD
vs. Northwestern	0-0-0	0.0-0	0.0-0
North Dakota	0-0-0	0.0-0	0.0-0
Ga. Southern	0-0-0	0.0-0	0.0-0
Oklahoma	1-0-1	1.0-1	0.0-0
Indiana	1-0-1	0.0-0	0.0-0
@ Rutgers	0-1-1	0.0-0	0.0-0
@ Purdue	1-0-1	0.0-0	0.0-0
Illinois	0-2-2	0.5-0	0.0-0
Minnesota	0-0-0	0.0-0	0.0-0
@ Michigan	1-1-2	0.0-0	0.0-0
Wisconsin	0-0-0	0.0-0	0.0-0
@ Iowa			

**CAREER TACKLE STATS**

YEAR	G/S	UT	AT	TT	TFL-YD	SCK-YD
2020						
		Redshirt				
2021	2/0	0	0	0	0.0-0	0.0-0
2022	11/0	4	4	8	1.5-1	0.0-0
<b>TOTAL</b>	<b>13/0</b>	<b>4</b>	<b>4</b>	<b>8</b>	<b>1.5-1</b>	<b>0.0-0</b>

**CAREER MISCELLANEOUS STATS**

YEAR	FF	FR	PBU	INT	QBH	BLK
2020	0	0	0	0	0	0
2021	0	0	0	0	0	0
2022	0	0	1	0	0	0
<b>TOTAL</b>	<b>0</b>	<b>0</b>	<b>1</b>	<b>0</b>	<b>0</b>	<b>0</b>

**CAREER HIGHS**

<b>Tackles</b>	2 twice
<b>TFLs</b>	1.0 vs. Oklahoma (2022)
<b>Sacks</b>	none
<b>Breakups</b>	1 vs. Indiana (2022)



**TURNER CORCORAN #69**

6-6 | 300 | SO. | OL  
LAWRENCE, KAN.

**CAREER HONORS**

- 3-Time Nebraska Scholar-Athlete Honor Roll

**CAREER NOTES**

- Started the 2020 season finale at Rutgers at left tackle, becoming the first Husker true freshman to ever start a game at left tackle
- Became just the sixth true freshman offensive lineman to start a game in Nebraska history
- Played in three games total in 2020, becoming the 15th true freshman offensive lineman to play in a game in Nebraska history
- Has started 22 consecutive games (17 at left tackle; five at right tackle)

**SEASON HIGHLIGHTS**

- Has started every game
- Started the first three games at left guard
- Started at left tackle against the past eight games

**CAREER STATS**

- **Games:** 26 (3 in 2020; 12 in 2021; 11 in 2022)
- **Starts:** 23 (1 in 2020; 11 in 2021; 11 in 2022)



**DEVIN DREW #91**

6-2 | 280 | SR. | DL  
KANSAS CITY, MO.

**CAREER NOTES**

- Graduate transfer from Texas Tech (2020-21), who played in 23 games with 12 starts for the Red Raiders and totaled 55 tackles
- Didn't arrive at Nebraska until the second week of August

**SEASON HIGHLIGHTS**

- Has played in every game
- Had one solo tackle against Northwestern in his Husker debut
- Added another tackle against North Dakota
- Had a quarterback hurry vs. Georgia Southern including his first career sack
- Had a tackle and a hurry against Indiana
- Recorded three tackles at Rutgers
- Had the first pass breakup of his career at Purdue
- Made three tackles against Minnesota

**GAME-BY-GAME**

OPPONENT	UT-AT-TT	TFL-YD	SACK-YD
vs. Northwestern	1-0-1	0.0-0	0.0-0
North Dakota	0-1-1	0.0-0	0.0-0
Ga. Southern	0-0-0	0.0-0	0.0-0
Oklahoma	1-2-3	1.0-3	1.0-3
Indiana	0-1-1	0.0-0	0.0-0
@ Rutgers	0-3-3	0.0-0	0.0-0
@ Purdue	0-0-0	0.0-0	0.0-0
Illinois	0-0-0	0.0-0	0.0-0
Minnesota	0-3-3	0.0-0	0.0-0
@ Michigan	0-0-0	0.0-0	0.0-0
Wisconsin	0-0-0	0.0-0	0.0-0
@ Iowa			

**CAREER TACKLE STATS**

YEAR	G/S	UT	AT	TT	TFL-YD	SCK-YD
2020*	10/1	14	7	21	0.5-0	0.0-0
2021*	13/11	21	13	34	0.0-0	0.0-0
2022	11/0	2	10	12	1.0-3	1.0-3
<b>TOTAL</b>	<b>34/12</b>	<b>37</b>	<b>30</b>	<b>67</b>	<b>1.5-3</b>	<b>1.0-3</b>

\*at Texas Tech

**CAREER MISCELLANEOUS STATS**

YEAR	FF	FR	PBU	INT	QBH	BLK
2020*	0	0	0	0	3	0
2021*	0	1	0	0	7	0
2022	0	0	1	0	2	0
<b>TOTAL</b>	<b>0</b>	<b>1</b>	<b>1</b>	<b>0</b>	<b>12</b>	<b>0</b>

\*at Texas Tech

**CAREER HIGHS**

<b>Tackles</b>	5 twice*
<b>TFLs</b>	1.0 vs. Oklahoma (2022)
<b>Sacks</b>	1.0 vs. Oklahoma (2022)
<b>Breakups</b>	1 at Purdue (2022)

\*at Texas Tech



**GABE ERVIN JR. #22**

6-0 | 215 | R-FR. | RB  
BUFORD, GA.

**CAREER HONORS**

- Nebraska Scholar-Athlete Honor Roll (Spring 2021)

**CAREER NOTES**

- Started two of Nebraska's first four games in 2021 before a season-ending knee injury
- Started the 2021 season opener at Illinois, becoming the first Nebraska true freshman running back to start a season opener in the modern era
- Was just the seventh position player to start a Husker season opener as a true freshman

**SEASON HIGHLIGHTS**

- Has played in seven games
- Had his first carry of the season vs. North Dakota
- Had a two-yard rush against Georgia Southern
- Led Nebraska with a career-high 60 yards rushing on seven carries vs. No. 6 Oklahoma
- Had 21 yards on six carries vs. Indiana
- Missed the next four games due to injury
- Returned to gain six yards on two carries at No. 3 Michigan
- Had a four-yard carry against Wisconsin

**GAME-BY-GAME**

OPPONENT	ATT.	YDS	TD	LONG
vs. Northwestern	0	0	0	-
North Dakota	1	-1	0	-1
Ga. Southern	1	2	0	2
Oklahoma	7	60	0	14
Indiana	6	21	0	8
@ Rutgers	-Did Not Play-			
@ Purdue	-Did Not Play-			
Illinois	-Did Not Play-			
Minnesota	-Did Not Play-			
@ Michigan	2	6	0	3
Wisconsin	1	4	0	4
@ Iowa				

**CAREER RUSHING STATS**

YEAR	G/S	ATT.	NET	Y/A	Y/G	TD
2021	4/2	37	124	3.4	31.0	2
2022	7/0	18	92	5.1	13.1	0
<b>TOTAL</b>	<b>11/2</b>	<b>55</b>	<b>218</b>	<b>4.0</b>	<b>19.8</b>	<b>0</b>

RECEIVING: 2 rec., 6 yds, 0 TDs

**CAREER HIGHS**

Attempts	12 at Illinois (2021)
Yards	60 vs. Oklahoma (2022)
Touchdowns	2 vs. Buffalo
Long Rush	21 vs. Buffalo (2021)
Receptions	2 vs. Buffalo (2021)
Receiving Yards	6 vs. Buffalo (2021)
Receiving Touchdowns	none
Long Reception	3 twice



**MYLES FARMER #8**

6-3 | 200 | SO. | S  
ATLANTA, GA.

**CAREER HONORS**

- Brook Berringer Citizenship Team (2020)
- Tom Osborne Citizenship Team (2020)

**SEASON HIGHLIGHTS**

- Has made 10 starts
- Ranks 2nd on the team with a career-high 68 tackles
- Has also set career highs with 1.0 tackle for Isos and four pass breakups
- Recorded six tackles against Northwestern
- Had six more tackles against North Dakota with his first career pass breakup
- Had a third straight game with six tackles against Georgia Southern and added another breakup
- Posted his fourth straight game with six tackles vs. No. 6 Oklahoma with his first career solo TFL
- Made three tackles and broke up one pass against Indiana
- Had five tackles and an interception at Rutgers
- His fourth-quarter pick set up Nebraska's game-winning 27-yard touchdown drive
- Had a career-high nine tackles at Purdue
- Made seven tackles against Illinois
- Posted a career-high 14 tackles against Minnesota, the most by a Husker defensive back since 2020
- Recorded his 100th career tackle against the Golden Gophers
- Missed the game at No. 3 Michigan due to a suspension
- Returned to start against Wisconsin and recorded six tackles with a pass breakup

**GAME-BY-GAME**

OPPONENT	UT-AT-TT	TFL-YD	PBU	INT
vs. Northwestern	5-1-6	0.0-0	0	0
North Dakota	5-1-6	0.0-0	1	0
Ga. Southern	4-2-6	0.0-0	1	0
Oklahoma	4-2-6	1.0-3	0	0
Indiana	2-1-3	0.0-0	1	0
@ Rutgers	2-3-5	0.0-0	0	1
@ Purdue	3-6-9	0.0-0	0	0
Illinois	2-5-7	0.0-0	0	0
Minnesota	4-10-14	0.0-0	0	0
@ Michigan	-Did Not Play-			
Wisconsin	4-2-6	0.0-0	1	0
@ Iowa				

**CAREER TACKLE STATS**

YEAR	G/S	UT	AT	TT	TFL-YD	SCK-YD
2019*	4/0	1	0	1	0-0	0.0-0
2020	5/1	6	2	8	0.0-0	0.0-0
2021	12/4	17	13	30	0.5-1	0.0-0
2022	10/10	35	33	68	1.0-3	0.0-0
<b>TOTAL</b>	<b>31/15</b>	<b>59</b>	<b>48</b>	<b>109</b>	<b>1.5-4</b>	<b>0.0-0</b>

\*redshirt season

**CAREER MISCELLANEOUS STATS**

YEAR	FF	FR	PBU	INT	QBH	BLK
2019*	0	0	0	0	0	0
2020	1	0	0	2	0	0
2021	0	1	0	1	0	0
2022	0	0	4	1	1	0
<b>TOTAL</b>	<b>1</b>	<b>1</b>	<b>4</b>	<b>4</b>	<b>1</b>	<b>0</b>

\*redshirt season

**CAREER HIGHS**

Tackles	14 vs. Minnesota (2022)
TFLs	1.0 vs. Oklahoma (2022)
Sacks	none
Breakups	1 three times
Interceptions	2 at Northwestern (2020)



**COLTON FEIST** #82

6-2 | 275 | JR. | DL  
YUTAN, NEB.

**CAREER HONORS**

- 2-Time Big Ten Distinguished Scholar
- 3-Time Academic All-Big Ten (2020)
- 8-Time Nebraska Scholar-Athlete Honor Roll
- Brook Berringer Citizenship Team (2019)
- Tom Osborne Citizenship Team (2010)

**CAREER NOTES**

- Earned his degree in management

**CAREER SUPERLATIVES**

- Double-Digit Tackle Games: 1

**SEASON HIGHLIGHTS**

- Has started every game and recorded the first 44 tackles of his career
- Is 2nd on the team with 7.0 TFLs
- Made his first career start against Northwestern and finished with his first five career tackles
- Had three tackles against North Dakota
- Had one tackle against Georgia Southern
- Totaled two tackles against Indiana, including his first career tackle for loss
- Had five tackles, 1.5 TFLs and a half sack at Rutgers
- Made four tackles at Purdue
- Had six tackles against Illinois with 1.5 TFLs
- Made three tackles against Minnesota
- Had five tackles and a career-high 2.0 tackles for loss at No. 3 Michigan
- Made a career-high 10 tackles against Wisconsin, including a two-yard TFL

**GAME-BY-GAME**

OPPONENT	UT-AT-TT	TFL-YD	SACK-YD
vs. Northwestern	5-0-5	0.0-0	0.0-0
North Dakota	2-1-3	0.0-0	0.0-0
Ga. Southern	0-1-1	0.0-0	0.0-0
Oklahoma	0-0-0	0.0-0	0.0-0
Indiana	1-1-2	1.0-1	0.0-0
@ Rutgers	0-5-5	1.5-4	0.5-4
@ Purdue	2-2-4	0.0-0	0.0-0
Illinois	2-4-6	1.5-2	0.0-0
Minnesota	0-3-3	0.0-0	0.0-0
@ Michigan	2-3-5	2.0-4	0.0-0
Wisconsin	3-7-10	1.0-2	0.0-0
@ Iowa			

**CAREER TACKLE STATS**

YEAR	G/S	UT	AT	TT	TFL-YD	SCK-YD
2018					Redshirt	
2019	0/0	0	0	0	0.0-0	0.0-0
2020	4/0	0	0	0	0.0-0	0.0-0
2021	8/0	0	0	0	0.0-0	0.0-0
2022	11/11	17	27	44	7.0-13	0.5-4
<b>TOTAL</b>	<b>23/11</b>	<b>17</b>	<b>27</b>	<b>44</b>	<b>7.0-13</b>	<b>0.5-4</b>

**CAREER MISCELLANEOUS STATS**

YEAR	FF	FR	PBU	INT	QBH	BLK
2018						
2019	0	0	0	0	0	0
2020	0	0	0	0	0	0
2021	0	0	1	0	0	0
2022	0	0	1	0	1	0
<b>TOTAL</b>	<b>0</b>	<b>0</b>	<b>2</b>	<b>0</b>	<b>1</b>	<b>0</b>

**CAREER HIGHS**

<b>Tackles</b>	10 vs. Wisconsin (2022)
<b>TFLs</b>	2.0 at Michigan (2022)
<b>Sacks</b>	0.5 at Rutgers (2022)
<b>Breakups</b>	1 twice



**BRENDAN FRANKE** #92

6-1 | 240 | SO. | PK  
GRETNA, NEB.

**CAREER NOTES**

- Joined Nebraska in the summer of 2021 after playing for Morningside College in Sioux City, Iowa, during the 2020-21 season
- Did not play high school football but was the starting goalkeeper for the Gretna soccer team

**SEASON HIGHLIGHTS**

- Has produced 34 touchbacks on 49 kickoffs
- Recorded two touchbacks against Northwestern
- Also attempted his first career field goal, a 56-yarder at the end of the first half
- Had five touchbacks in seven kickoffs against both North Dakota and Georgia Southern
- Booted all three of his kickoffs for touchbacks against No. 6 Oklahoma
- Had five touchbacks on six kickoffs vs. Indiana
- Had two touchbacks at Rutgers
- Tied his season high with five touchbacks at Purdue
- Had touchbacks on all three kickoffs vs. Illinois
- Also had touchbacks on all three kickoffs against Wisconsin

**GAME-BY-GAME**

OPPONENT	KICKOFFS	TOUCHBACKS
vs. Northwestern	4	2
North Dakota	7	5
Ga. Southern	7	5
Oklahoma	3	3
Indiana	6	5
@ Rutgers	3	2
@ Purdue	7	5
Illinois	3	3
Minnesota	4	1
@ Michigan	2	0
Wisconsin	3	3
@ Iowa		

**CAREER KICKING STATS**

YEAR	G/S	PAT	FG	PCT.	PTS	LG
2020*	9/0	3-4	0-0	0.0	3	-
2021	12/0	0-0	0-0	0.0	0	-
2022	11/0	0-0	0-1	0.0	0	-
<b>TOTAL</b>	<b>31/0</b>	<b>3-4</b>	<b>0-1</b>	<b>0.0</b>	<b>3</b>	<b>-</b>

\*at NAIA Morningside College

**CAREER KICKOFFS:** 170 att., 107 touchbacks  
**NEBRASKA KICKOFFS:** 111 att., 72 touchbacks

**CAREER HIGHS**

<b>Field Goal Attempts</b>	1 vs. Northwestern (2022)
<b>Field Goals Made</b>	none
<b>Points</b>	3 at Briar Cliff (2020)*
<b>PATs</b>	3 at Briar Cliff (2020)*
<b>Kickoffs</b>	9 three times
<b>Touchbacks</b>	6 at Concordia [Neb.] (2020)*

\*at NAIA Morningside College



**ISAAC GIFFORD #23**

6-1 | 200 | SO. | NICKEL  
LINCOLN, NEB.

**CAREER HONORS**

- Academic All-Big Ten (2021)
- 5-Time Nebraska Scholar-Athlete Honor Roll

**PERSONAL NOTES**

- His brother Luke was a Husker linebacker (2014-18) who currently plays for the Dallas Cowboys

**SEASON HIGHLIGHTS**

- Has played in every game and totaled a career-high 62 tackles
- Had three tackles and a breakup vs. Northwestern
- Made his first career start against North Dakota and had eight tackles with his first career TFL
- Had a career-high 11 tackles against Georgia Southern with a pass breakup
- Recorded three tackles vs. No. 6 Oklahoma
- Had five tackles and set a career high with 2.0 tackles for loss against Indiana
- Posted four tackles at Rutgers
- Led Nebraska with nine tackles at Purdue
- Made six tackles against Illinois with a seven-yard sack for his first career sack
- Had three tackles and a hurry vs. Minnesota
- Started at safety at No. 3 Michigan and recorded six tackles
- Made four tackles against Wisconsin

**GAME-BY-GAME**

OPPONENT	UT-AT-TT	TFL-YD	PBU	INT
vs. Northwestern	2-1-3	0.0-0	1	0
North Dakota	7-1-8	1.0-5	0	0
Ga. Southern	6-5-11	0.0-0	1	0
Oklahoma	3-0-3	0.0-0	0	0
Indiana	2-3-5	2.0-5	0	0
@ Rutgers	2-2-4	0.0-0	0	0
@ Purdue	6-3-9	0.0-0	0	0
Illinois	4-2-6	1.0-7	0	0
Minnesota	0-3-3	0.0-0	0	0
@ Michigan	5-1-6	0.0-0	0	0
Wisconsin	3-1-4	0.0-0	0	0
@ Iowa				

**CAREER TACKLE STATS**

YEAR	G/S	UT	AT	TT	TFL-YD	SCK-YD
2020	8/0	2	2	4	0.0-0	0.0-0
2021	12/0	4	3	7	0.0-0	0.0-0
2022	11/9	40	22	62	4.0-17	1.0-7
<b>TOTAL</b>	<b>31/10</b>	<b>46</b>	<b>27</b>	<b>73</b>	<b>4.0-17</b>	<b>1.0-7</b>

**CAREER MISCELLANEOUS STATS**

YEAR	FF	FR	PBU	INT	QBH	BLK
2020	0	0	0	0	0	0
2021	0	0	1	0	0	0
2022	0	0	2	0	2	0
<b>TOTAL</b>	<b>0</b>	<b>0</b>	<b>3</b>	<b>0</b>	<b>2</b>	<b>0</b>

**CAREER HIGHS**

<b>Tackles</b>	11 vs. Georgia Southern (2022)
<b>TFLs</b>	2.0 vs. Indiana (2022)
<b>Sacks</b>	none
<b>Breakups</b>	1 three times



**ANTHONY GRANT #10**

5-11 | 200 | JR. | RB  
BUFORD, GA.

**CAREER HONORS**

- B1G Co-Offensive Player of the Week (9/5)
- Nebraska Scholar-Athlete Honor Roll (Spring 2022)

**CAREER SUPERLATIVES**

- 100-Yard Rushing Games: 5
- Games with Multiple Rushing Touchdowns: 2

**CAREER NOTES**

- Began his career at Florida State (2018-19)
- Played at New Mexico Military Institute (2020-21)
- Was the NJCAA Male Student-Athlete of the Year & Football Offensive Player of the Year

**SEASON HIGHLIGHTS**

- Has started every game and has the most carries (204) by a Husker since Ameer Abdullah in 2014
- Has rushed for 100 yards in five games, the first Husker with five 100-yard rushing games in a season since Devine Ozigbo in 2018
- Was the first Husker running back to have 100 yards rushing in each of his first three games as a Husker since Bobby Reynolds in 1950
- Ran for 101 yards and two touchdowns vs. Northwestern, the first Husker with 100 rushing yards in his debut since 2018
- Had a 46-yard touchdown run in the third quarter
- Also caught the first pass of his career with a 16-yard reception
- Had another 46-yard TD as part of a 189-yard rushing effort against North Dakota, becoming the first Husker since 2018 with back-to-back 100-yard rushing games
- Was the Big Ten co-Offensive Player of the Week, the first Husker to win the award since 2018
- Had a career-high 27 rushes for 138 yards and one touchdown against Georgia Southern
- Carried 13 times for 36 yards against No. 6 Oklahoma
- Ran for 136 yards on a career-high 32 carries against Indiana, the first 30-carry game for a Husker since Trey Bryant in 2017
- Had 47 rushing yards on 19 carries at Rutgers
- Also caught six passes for 34 yards, setting career highs in both categories
- Rushed 11 times for 35 yards and one touchdown at Purdue while catching two passes for eight yards
- Carried 12 times for 61 yards against Illinois and had three catches for 27 yards, leading Nebraska in receptions
- Ran for 115 yards on 21 carries against Minnesota with a five-yard reception
- Held to a season-low 22 yards on 11 carries at No. 3 Michigan
- Had 29 yards on 16 carries against Wisconsin

**GAME-BY-GAME**

OPPONENT	ATT.	YDS	TD	LONG
vs. Northwestern	19	101	2	46
North Dakota	23	189	2	46
Ga. Southern	27	138	1	14
Oklahoma	13	36	0	12
Indiana	32	136	0	17
@ Rutgers	19	47	0	7
@ Purdue	11	35	1	9
Illinois	12	61	0	22
Minnesota	21	115	0	36
@ Michigan	11	22	0	5
Wisconsin	16	29	0	11
@ Iowa				

**CAREER RUSHING STATS**

YEAR	G/S	ATT.	NET	Y/A	Y/G	TD
2018*	12/0	5	5	0.0	0.0	0
2019*					Redshirt	
2020					New Mexico Military Institute	
2021					New Mexico Military Institute	
2022	11/11	204	909	4.5	82.6	6
<b>TOTAL</b>	<b>23/11</b>	<b>209</b>	<b>914</b>	<b>4.4</b>	<b>39.7</b>	<b>6</b>

\*at Florida State

**RECEIVING:** 15 rec., 87 yd, 0 TDs

**KICKOFF RETURNS:** 14 ret., 294 yds, 0 TDs

**CAREER HIGHS**

<b>Rushing Attempts</b>	32 vs. Indiana (2022)
<b>Rushing Yards</b>	189 vs. North Dakota (2022)
<b>Rushing Touchdowns</b>	2 twice
<b>Long Rush</b>	46 twice (both TDs)
<b>Receptions</b>	6 at Rutgers (2022)
<b>Receiving Yards</b>	34 at Rutgers (2022)
<b>Receiving Touchdowns</b>	none
<b>Long Reception</b>	16 vs. Northwestern (2022)
<b>Kickoff Returns</b>	4 vs. Samford (2018)*
<b>Kickoff Return Yards</b>	101 vs. Samford (2018)*
<b>Long Kickoff Return</b>	30 vs. Wake Forest (2018)*

\*at Florida State





**MALCOLM HARTZOG #13**

5-9 | 170 | FR. | DB  
SILVER CREEK, MISS.

**CAREER HONORS**

- B1G Freshman of the Week (10/3)

**PERSONAL NOTES**

- Was the first Mississippi native to sign with Nebraska out of high school since Brandon Jackson in 2004

**2022 TOP 25 NCAA FBS RANKINGS**

- Punt Return Touchdowns: 5th (1)

**SEASON HIGHLIGHTS**

- Has played in every game with seven straight starts and leads the team with three interceptions
- Only played special teams in the first three games
- Started at cornerback against Indiana and had the first pass breakup of his career
- Became the first Husker true freshman to start at cornerback since Lamar Jackson in 2016
- Also returned a blocked punt 30 yards for a touchdown to mark Nebraska's first blocked punt return for a touchdown since 2009
- Was named the Big Ten Freshman of the Week
- Had his first three career tackles and his first career interception at Rutgers, clinching the win
- Had three more tackles and another interception the next week at Purdue
- Set a career high with four tackles vs. Illinois
- Had four tackles again vs. Minnesota
- Made three tackles at Michigan with a breakup
- Had four tackles, 1.0 TFL and a pick vs. Wisconsin

**GAME-BY-GAME**

OPPONENT	UT-AT-TT	TFL-YD	PBU	INT
vs. Northwestern	0-0-0	0.0-0	0	0
North Dakota	0-0-0	0.0-0	0	0
Ga. Southern	0-0-0	0.0-0	0	0
Oklahoma	0-0-0	0.0-0	0	0
Indiana	0-0-0	0.0-0	1	0
@ Rutgers	2-1-3	0.0-0	0	1
@ Purdue	1-2-3	0.0-0	0	1
Illinois	2-2-4	0.0-0	0	0
Minnesota	2-2-4	0.0-0	0	0
@ Michigan	2-1-3	0.0-0	1	0
Wisconsin	2-2-4	1.0-2	0	1
@ Iowa				

**CAREER TACKLE STATS**

YEAR	G/S	UT	AT	TT	TFL-YD	SCK-YD
2022	11/7	11	10	21	1.0-2	0.0-0

**CAREER MISCELLANEOUS STATS**

YEAR	FF	FR	PBU	INT	QBH	BLK
2022	0	0	2	3	0	0

**CAREER HIGHS**

<b>Tackles</b>	4 three times
<b>TFLs</b>	1.0 vs. Wisconsin (2022)
<b>Sacks</b>	none
<b>Breakups</b>	1 twice
<b>Interceptions</b>	1 three times
<b>Punt Return TD</b>	1 vs. Indiana [blocked] (2022)



**ERNEST HAUSMANN #15**

6-2 | 220 | FR. | LB  
COLUMBUS, NEB.

**PERSONAL NOTES**

- Born in Uganda
- Was legally adopted when he was two years old but was unable to join his new family in Nebraska until he was five years old

**CAREER SUPERLATIVES**

- Double-Digit Tackle Games: 2

**SEASON HIGHLIGHTS**

- Has played in every game with six starts
- Finished with three tackles as the only true freshman to see defensive snaps in the season opener against Northwestern
- Made his first career start and had six tackles vs. North Dakota
- Became only the fifth true freshman linebacker to start for Nebraska in the last 30 seasons
- Also started against Georgia Southern and recorded seven tackles
- Recorded one tackle against No. 6 Oklahoma
- Made three tackles at Purdue
- Had two tackles in a start against Illinois
- Made four tackles against Minnesota, including a two-yard tackle for loss for his first career TFL
- Had a then-career-high 10 tackles at No. 3 Michigan with his first career sack
- Topped that with a career-high 12 tackles against Wisconsin the next week, including 10 solo stops

**GAME-BY-GAME**

OPPONENT	UT-AT-TT	TFL-YD	SACK-YD
vs. Northwestern	2-1-3	0.0-0	0.0-0
North Dakota	1-5-6	0.0-0	0.0-0
Ga. Southern	3-4-7	0.0-0	0.0-0
Oklahoma	1-0-1	0.0-0	0.0-0
Indiana	0-0-0	0.0-0	0.0-0
@ Rutgers	0-0-0	0.0-0	0.0-0
@ Purdue	2-1-3	0.0-0	0.0-0
Illinois	0-2-2	0.0-0	0.0-0
Minnesota	3-1-4	1.0-2	0.0-0
@ Michigan	8-2-10	1.0-3	1.0-3
Wisconsin	10-2-12	0.0-0	0.0-0
@ Iowa			

**CAREER TACKLE STATS**

YEAR	G/S	UT	AT	TT	TFL-YD	SCK-YD
2022	11/6	30	18	48	2.0-5	1.0-3

**CAREER MISCELLANEOUS STATS**

YEAR	FF	FR	PBU	INT	QBH	BLK
2022	0	0	0	0	0	0

**CAREER HIGHS**

<b>Tackles</b>	12 vs. Wisconsin (2022)
<b>TFLs</b>	1.0 twice
<b>Sacks</b>	1.0 at Michigan (2022)
<b>Breakups</b>	none



**TOMMI HILL #2**

6-0 | 200 | SO. | WR  
ORLANDO, FLA.

**CAREER NOTES**

- Spent his freshman year (2021) at Arizona State
- As a defender at ASU and Nebraska, played in 15 games with four starts, totaling 17 tackles and four breakups before moving to wide receiver

**SEASON HIGHLIGHTS**

- Started the first four games at cornerback before switching to wide receiver
- Leads Nebraska with 12 kickoff returns and 221 kickoff return yards (18.4 average)
- Started in his Husker debut against Northwestern and had five tackles, a breakup and a hurry
- Had three tackles and a breakup vs. North Dakota
- Made a career-high eight tackles and had a career-high two breakups vs. Georgia Southern
- Had one tackle vs. No. 6 Oklahoma
- Made the switch to wideout prior to Rutgers
- Had one kickoff return for 22 yards at Rutgers
- Saw his first offensive snaps at Purdue and set career highs with four kickoff returns, 91 kickoff return yards and a long kickoff return of 32 yards
- Had an 18-yard kickoff return vs. Illinois
- Made his first start at wide receiver vs. Minnesota
- Returned three kickoffs for 51 yards at Michigan
- Returned three kickoffs for 39 yards vs. Wisconsin

**GAME-BY-GAME**

OPPONENT	REC.	YDS	TD	LONG
vs. Northwestern*	0	0	0	-
North Dakota*	0	0	0	-
Ga. Southern*	0	0	0	-
Oklahoma*	0	0	0	-
Indiana*	0	0	0	-
@ Rutgers	0	0	0	-
@ Purdue	0	0	0	-
Illinois	0	0	0	-
Minnesota	0	0	0	-
@ Michigan	0	0	0	-
Wisconsin	0	0	0	-
@ Iowa				

\*Note: Played cornerback the first five games

**CAREER RECEIVING STATS**

YEAR	G/S	REC.	YDS	Y/R	Y/G	TD
2021*	11/0	0	0	0.0	0.0	0
2022	10/5	0	0	0.0	0.0	0
<b>TOTAL</b>	<b>20/5</b>	<b>0</b>	<b>0</b>	<b>0.0</b>	<b>0.0</b>	<b>0</b>

\*at Arizona State

Note: Played CB in 2021 & first 5 games of 2022

**KICKOFF RETURNS:** 16 att., 300 yds, 0 TD

**CAREER HIGHS**

<b>Receptions</b>	none
<b>Receiving Yards</b>	none
<b>Receiving Touchdowns</b>	none
<b>Long Reception</b>	none
<b>Kickoff Returns</b>	4 at Purdue (2022)
<b>Kickoff Return Yards</b>	91 at Purdue (2022)
<b>Kickoff Return Touchdowns</b>	none
<b>Long Kickoff Return</b>	32 at Purdue (2022)



**TRENT HIXSON #75**

6-4 | 305 | SR. | OL  
OMAHA, NEB.

**CAREER HONORS**

- Big Ten Distinguished Scholar (2021)
- 4-Time Academic All-Big Ten
- 10-Time Nebraska Scholar-Athlete Honor Roll
- 4-Time Brook Berringer Citizenship Team
- 4-Time Tom Osborne Citizenship Team

**CAREER NOTES**

- Earned his degree in accounting

**SEASON HIGHLIGHTS**

- Has started every game at center
- Is 1 of 2 Husker offensive linemen to start every game
- Is the only Husker offensive lineman to start every game at the same position
- Made his first career start at center against Northwestern

**CAREER STATS**

- **Games:** 35  
(4 in 2018; 12 in 2019; 3 in 2020; 5 in 2021; 11 in 2022)
- **Starts:** 25 (12 in 2019; 2 in 2021; 11 in 2022)



**NASH HUTMACHER #72**

6-4 | 330 | SO. | DL  
OACOMA, S.D.

**CAREER HONORS**

- Academic All-Big Ten (2021)
- 4-Time Nebraska Scholar-Athlete Honor Roll

**CAREER NOTES**

- Was a four-time state champion wrestler with a 166-0 record at Chamberlain High School
- Won each of his final 73 matches by pin, the second-longest pin streak in the history of high school wrestling
- Won two national titles as a high school wrestler

**SEASON HIGHLIGHTS**

- Has played in every game with two starts
- Made his first career start against Northwestern
- Had his first career tackle vs. North Dakota
- Finished with two tackles vs. No. 6 Oklahoma
- Recorded one tackle against Indiana
- Made his first career solo tackle at Purdue
- Tied his career high with two tackles vs. Illinois
- Had one solo tackle against Minnesota
- Tied his career high with two tackles at Michigan
- Started and had a career-high four tackles against Wisconsin with his first career TFL

**GAME-BY-GAME**

OPPONENT	UT-AT-TT	TFL-YD	SACK-YD
vs. Northwestern	0-0-0	0.0-0	0.0-0
North Dakota	0-1-1	0.0-0	0.0-0
Ga. Southern	0-0-0	0.0-0	0.0-0
Oklahoma	0-2-2	0.0-0	0.0-0
Indiana	0-1-1	0.0-0	0.0-0
@ Rutgers	0-0-0	0.0-0	0.0-0
@ Purdue	1-0-1	0.0-0	0.0-0
Illinois	0-2-2	0.0-0	0.0-0
Minnesota	1-0-1	0.0-0	0.0-0
@ Michigan	1-1-2	0.0-0	0.0-0
Wisconsin	1-3-4	0.5-1	0.0-0
@ Iowa			

**CAREER TACKLE STATS**

YEAR	G/S	UT	AT	TT	TFL-YD	SCK-YD
2020*	1/0	0	0	0	0.0-0	0.0-0
2021	11/0	0	0	0	0.0-0	0.0-0
2022	11/2	4	10	14	0.5-1	0.0-0
<b>TOTAL</b>	<b>23/1</b>	<b>4</b>	<b>10</b>	<b>14</b>	<b>0.5-1</b>	<b>0.0-0</b>

\*redshirt season

**CAREER MISCELLANEOUS STATS**

YEAR	FF	FR	PBU	INT	QBH	BLK
2020*	0	0	0	0	0	0
2021	0	0	0	0	0	0
2022	0	0	0	0	0	0
<b>TOTAL</b>	<b>0</b>	<b>0</b>	<b>0</b>	<b>0</b>	<b>0</b>	<b>0</b>

\*redshirt season

**CAREER HIGHS**

<b>Tackles</b>	4 vs. Wisconsin (2022)
<b>TFLs</b>	0.5 vs. Wisconsin (2022)
<b>Sacks</b>	none
<b>Breakups</b>	none



**RAHMIR JOHNSON #14**

5-10 | 185 | SO. | RB  
ORADELL, N.J.

**CAREER HONORS**

- Nebraska Scholar-Athlete Honor Roll (Fall 2021)
- 2-Time Brook Berringer Citizenship Team
- 2-Time Tom Osborne Citizenship Team

**CAREER SUPERLATIVES**

- Games with Multiple Rushing Touchdowns: 2
- 100-Yard Receiving Games: 1

**SEASON HIGHLIGHTS**

- Played in each of the first four games but did not have a carry or reception
- Had his first carry with a 17-yard run at Purdue
- Had a season-high four carries against Minnesota with a seven-yard reception
- Had two carries for 13 yards at No. 3 Michigan

**RUSHING GAME-BY-GAME**

OPPONENT	ATT.	YDS	TD	LONG
vs. Northwestern	0	0	0	-
North Dakota	0	0	0	-
Ga. Southern	0	0	0	-
Oklahoma	0	0	0	-
Indiana	-	-	-	-Did Not Play-
@ Rutgers	-	-	-	-Did Not Play-
@ Purdue	1	17	0	17
Illinois	0	0	0	-
Minnesota	4	3	0	1
@ Michigan	2	13	0	8
Wisconsin	0	0	0	-
@ Iowa				

**CAREER RUSHING STATS**

YEAR	G/S	ATT.	NET	Y/A	Y/G	TD
2019*	4/0	21	64	3.0	16.3	1
2020	6/0	8	30	3.8	5.0	1
2021	10/7	112	495	4.4	49.5	4
2022	9/0	7	33	4.7	3.7	0
<b>TOTAL</b>	<b>29/7</b>	<b>148</b>	<b>624</b>	<b>4.2</b>	<b>21.5</b>	<b>6</b>

\*redshirt season

**RECEIVING:** 24 rec., 249 yds, 2 TD

**KICKOFF RETURNS:** 6 ret., 92 yds, 0 TD

**CAREER RECEIVING STATS**

YEAR	G/S	REC.	YDS	Y/R	Y/G	TD
2019*	4/0	1	12	12.0	3.0	0
2020	6/0	6	33	5.5	5.5	0
2021	10/7	16	197	12.3	19.7	2
2022	9/0	1	7	7.0	0.8	0
<b>TOTAL</b>	<b>29/7</b>	<b>24</b>	<b>249</b>	<b>10.4</b>	<b>8.6</b>	<b>2</b>

\*redshirt season

**CAREER HIGHS**

<b>Rushing Attempts</b>	19 at Michigan St. (2021)
<b>Rushing Yards</b>	83 at Minnesota (2021)
<b>Rushing TDs</b>	2 twice
<b>Long Rush</b>	29 at Minnesota (2021)
<b>Receptions</b>	6 vs. Michigan (2021)
<b>Receiving Yards</b>	105 vs. Michigan (2021)
<b>Receiving Touchdowns</b>	1 twice
<b>Long Reception</b>	43 vs. Michigan (2021)



**CHRIS KOLAREVIC #31**

6-1 | 225 | SR. | LB  
TRAVERSE CITY, MICH.

**CAREER HONORS**

- 2-Time Nebraska Scholar-Athlete Honor Roll

**CAREER NOTES**

- Graduate transfer from FCS Northern Iowa
- Played in 16 games with 15 starts at UNI, recording 144 tackles, 9.5 TFLs and 2.0 sacks

**CAREER SUPERLATIVES**

- Double-Digit Tackle Games: 9

**SEASON HIGHLIGHTS**

- Has played in every game, recording 32 tackles
- Had a two-yard tackle for loss vs. Northwestern
- Made two tackles against North Dakota
- Totaled eight tackles against No. 6 Oklahoma
- Blocked a punt against Indiana (returned for TD)
- Also added three tackles against the Hoosiers
- Had two tackles at Rutgers and had two kickoff returns for 18 yards as an upback
- Had four tackles at Purdue
- Also had four tackles against Illinois
- Posted four tackles for the third straight game against Minnesota while recording his 200th career tackle
- Made one tackle at No. 3 Michigan
- Recorded two tackles against Wisconsin

**GAME-BY-GAME**

OPPONENT	UT-AT-TT	TFL-YD	SACK-YD
vs. Northwestern	1-1-2	1.0-2	0.0-0
North Dakota	0-2-2	0.0-0	0.0-0
Ga. Southern	0-0-0	0.0-0	0.0-0
Oklahoma	2-6-8	0.0-0	0.0-0
Indiana	1-2-3	0.0-0	0.0-0
@ Rutgers	1-1-2	0.0-0	0.0-0
@ Purdue	3-1-4	0.0-0	0.0-0
Illinois	1-3-4	0.0-0	0.0-0
Minnesota	1-3-4	0.0-0	0.0-0
@ Michigan	0-1-1	0.0-0	0.0-0
Wisconsin	0-2-2	0.0-0	0.0-0
@ Iowa			

**CAREER TACKLE STATS**

YEAR	G/S	UT	AT	TT	TFL-YD	SCK-YD
2017		Redshirt				
2018*	6/6	25	40	65	3.0-4	0.0-0
2019*	10/9	33	46	79	6.5-23	2.0-17
2020*	DNP (No FCS Fall Season)					
2021	12/0	15	12	27	1.0-1	0.0-0
2022	11/0	10	22	32	1.0-2	0.0-0
<b>TOTAL</b>	<b>39/15</b>	<b>84</b>	<b>121</b>	<b>205</b>	<b>11.5-30</b>	<b>2.0-17</b>

\*at FCS Northern Iowa

**CAREER MISCELLANEOUS STATS**

YEAR	FF	FR	PBU	INT	QBH	BLK
2017*	Redshirt					
2018*	0	0	4	1	0	0
2019*	0	1	1	1	1	0
2020*	DNP (No FCS Fall Season)					
2021	0	0	0	0	0	0
2022	0	0	0	0	1	1
<b>TOTAL</b>	<b>0</b>	<b>1</b>	<b>5</b>	<b>2</b>	<b>2</b>	<b>1</b>

\*at FCS Northern Iowa

**CAREER HIGHS**

<b>Tackles</b>	19 vs. South Dakota (2019)*
<b>TFLs</b>	1.5 twice*
<b>Sacks</b>	1.0 twice*
<b>Breakups</b>	2 at Indiana State (2018)*
<b>Interceptions</b>	1 twice*
<b>Blocked Punts</b>	1 vs. Indiana (2022)

\*at FCS Northern Iowa



**WYATT LIEWER #85**

6-4 | 190 | JR. | WR  
O'NEILL, NEB.

**CAREER HONORS**

- Nebraska Offensive Scout Team MVP (2018)
- Big Ten Distinguished Scholar (2022)
- 3-Time Academic All-Big Ten
- 8-Time Nebraska Scholar-Athlete Honor Roll
- Brook Berringer Citizenship Team (2019)
- Tom Osborne Citizenship Team (2019)

**PERSONAL NOTES**

- His father, Jamie, was a three-year letterwinner for the Huskers from 1990 to 1992, and a two-year starter on the defensive line

**CAREER NOTES**

- Earned his degree in agricultural economics

**SEASON HIGHLIGHTS**

- Has played in every game with one start, appearing on offense and special teams
- Started the season opener against Northwestern
- Caught his first pass of the season with a career-long 13-yard grab against Georgia Southern
- Had a five-yard catch against No. 6 Oklahoma

**GAME-BY-GAME**

OPPONENT	REC.	YDS	TD	LONG
vs. Northwestern	0	0	0	-
North Dakota	0	0	0	-
Ga. Southern	1	13	0	13
Oklahoma	1	5	0	5
Indiana	0	0	0	-
@ Rutgers	0	0	0	-
@ Purdue	0	0	0	-
Illinois	0	0	0	-
Minnesota	0	0	0	-
@ Michigan	0	0	0	-
Wisconsin				
@ Iowa				

**CAREER RECEIVING STATS**

YEAR	G/S	REC.	YDS	Y/R	Y/G	TD
2018	Redshirt					
2019	0/0	0	0	0.0	0.0	0
2020	8/0	3	22	7.3	2.8	1
2021	12/4	4	24	6.0	2.0	0
2022	11/1	2	18	9.0	1.6	0
<b>TOTAL</b>	<b>31/5</b>	<b>9</b>	<b>64</b>	<b>7.1</b>	<b>2.1</b>	<b>1</b>

**CAREER HIGHS**

<b>Receptions</b>	2 twice
<b>Receiving Yards</b>	22 vs. Minnesota (2020)
<b>Receiving Touchdowns</b>	1 at Purdue (2020)
<b>Long Reception</b>	13 vs. Ga. Southern (2022)



**HENRY LUTOVSKY #59**

6-6 | 310 | R-FR. | OL  
CRAWFORDSVILLE, IOWA

**CAREER HONORS**

- Nebraska Scholar-Athlete Honor Roll (Spring 2022)

**CAREER NOTES**

- Played in two games in 2021, becoming the 17th true freshman offensive lineman to play in a game in Nebraska history

**SEASON HIGHLIGHTS**

- Has played in every game with two starts
- Earned his first career start at Purdue
- Started at right guard against Purdue and Illinois

**CAREER STATS**

- **Games:** 13 (2 in 2021; 11 in 2022)
- **Starts:** 2 (2 in 2022)



**OMAR MANNING #5**

6-4 | 225 | SR. | WR  
LANCASTER, TEXAS

**CAREER HONORS**

- Sam Foltz 27 Hero Leadership Award (2022)
- Brook Berringer Citizenship Team (2022)
- Tom Osborne Citizenship Team (2022)

**CAREER NOTES**

- Began his career at TCU, redshirting in 2017, before spending the 2018 and 2019 seasons at Kilgore College in Texas
- Nation's No. 1-ranked junior college wide receiver in the 2020 class

**SEASON HIGHLIGHTS**

- Has battled injuries to play in eight games and catch four passes for 28 yards
- Saw his first action against North Dakota and had two catches for 16 yards
- Made an eight-yard reception against Georgia Southern
- Was injured early in the Rutgers game and did not return
- Missed the next two games before returning to see action against Minnesota
- Had a four-yard reception against Wisconsin

**GAME-BY-GAME**

OPPONENT	REC.	YDS	TD	LONG
vs. Northwestern	-Did Not Play-			
North Dakota	2	16	0	13
Ga. Southern	1	8	0	8
Oklahoma	0	0	0	-
Indiana	0	0	0	-
@ Rutgers	0	0	0	-
@ Purdue	-Did Not Play-			
Illinois	-Did Not Play-			
Minnesota	0	0	0	-
@ Michigan	0	0	0	-
Wisconsin	1	4	0	4
@ Iowa				

**CAREER RECEIVING STATS**

YEAR	G/S	REC.	YDS	Y/R	Y/G	TD
2017*	Redshirt					
2018	Kilgore College					
2019	Kilgore College					
2020	1/0	0	0	0.0	0.0	0
2021	11/7	26	380	14.6	34.5	2
2022	8/0	4	28	7.0	3.5	0
<b>TOTAL</b>	<b>20/7</b>	<b>30</b>	<b>408</b>	<b>13.6</b>	<b>20.4</b>	<b>2</b>

\*at TCU

**RUSHING:** 2 att., 0 yds, 0 TD

**CAREER HIGHS**

<b>Receptions</b>	4 twice
<b>Receiving Yards</b>	75 vs. Purdue (2021)
<b>Receiving Touchdowns</b>	1 twice
<b>Long Reception</b>	40 vs. Iowa (2021)



**OLIVER MARTIN #89**

6-1 | 200 | SR. | WR  
CORALVILLE, IOWA

**CAREER HONORS**

- Nebraska Scholar-Athlete Honor Roll (Spring 2021)

**CAREER NOTES**

- Has caught a touchdown pass for three different Big Ten teams (Michigan, Iowa, Nebraska)
- Began his career at Michigan (2017-18)
- Redshirted in 2017 and caught 11 passes for 125 yards and one touchdown in 13 games in 2018
- Transferred to Iowa in 2019 and was immediately eligible, totaling five catches for 28 yards
- Transferred to Nebraska in 2020 but did not receive an eligibility waiver until November
- Earned his Nebraska degree in finance

**CAREER SUPERLATIVES**

- 100-Yard Receiving Games: 1

**SEASON HIGHLIGHTS**

- Has played in every game with one start and has a career-high 188 receiving yards
- Caught two passes against Georgia Southern
- Made an 18-yard grab vs. No. 6 Oklahoma
- Started against Indiana and caught three passes for 65 yards, including a 34-yard touchdown
- Made two receptions at Rutgers
- Had a career-long 45-yard catch at Purdue
- Had an eight-yard catch against Wisconsin

**GAME-BY-GAME**

OPPONENT	REC.	YDS	TD	LONG
vs. Northwestern	0	0	0	-
North Dakota	0	0	0	-
Ga. Southern	2	36	0	26
Oklahoma	1	18	0	18
Indiana	3	65	1	34
@ Rutgers	2	16	0	15
@ Purdue	1	45	0	45
Illinois	0	0	0	-
Minnesota	0	0	0	-
@ Michigan	0	0	0	-
Wisconsin	1	8	0	8
@ Iowa				

**CAREER RECEIVING STATS**

YEAR	G/S	REC.	YDS	Y/R	Y/G	TD
2017*	Redshirt					
2018*	13/1	11	125	11.4	9.6	1
2019^	8/0	5	28	5.6	5.6	1
2020	5/4	5	63	12.6	12.6	0
2021	8/3	10	170	17.0	21.3	1
2022	11/2	10	188	18.8	17.1	1
<b>TOTAL</b>	<b>45/10</b>	<b>41</b>	<b>574</b>	<b>14.0</b>	<b>12.8</b>	<b>4</b>

\*at Michigan; ^at Iowa

**RUSHING:** 3 att., 16 yds, 0 TD

**PUNT RETURNS:** 4 ret., 26 yds, 0 TD

**CAREER HIGHS**

<b>Receptions</b>	6 at Illinois (2021)
<b>Receiving Yards</b>	103 at Illinois (2021)
<b>Receiving Touchdowns</b>	1 four times
<b>Long Reception</b>	45 at Purdue (2022)



**OCHAUN MATHIS** #32

6-5 | 260 | JR. | EDGE  
MANOR, TEXAS

**CAREER HONORS (2018-21: TCU)**

- 2-Time Second-Team All-Big 12
- Honorable-Mention Big 12 Defensive Lineman of the Year (2020)

**2022 WATCH LIST**

- Bronko Nagurski Trophy

**CAREER SUPERLATIVES**

- Games with 2.0 or More Sacks: 4

**CAREER NOTES**

- Graduate transfer was a two-time All-Big 12 pick played in 38 games with 34 starts at TCU, totaling 135 tackles, 30.5 TFLs and 15.5 sacks
- Earned his degree in general studies from TCU

**SEASON HIGHLIGHTS**

- Ranked as the nation's No. 1 edge transfer (On3) and No. 7 overall newcomer (ESPN)
- Ranks 2nd on the team with 3.5 sacks
- Made eight tackles in his debut vs. Northwestern
- Had a five-yard sack against North Dakota
- Totaled five tackles with a half TFL against Georgia Southern
- Recorded seven tackles against No. 6 Oklahoma
- Had two tackles and a breakup vs. Indiana
- Totaled four tackles with one sack and a pass breakup at Rutgers
- Recorded eight tackles at Purdue, one shy of his career high
- Posted three tackles against Illinois
- Recorded four tackles against Minnesota including 1.5 TFLs and a half sack
- Had three tackles at No. 3 Michigan with a pair of quarterback hurries
- Credited with a 13-yard sack against Wisconsin following an intentional grounding penalty

**GAME-BY-GAME**

OPPONENT	UT-AT-TT	TFL-YD	SACK-YD
vs. Northwestern	4-4-8	0.0-0	0.0-0
North Dakota	1-1-2	1.0-5	1.0-5
Ga. Southern	0-5-5	0.5-0	0.0-0
Oklahoma	4-3-7	0.0-0	0.0-0
Indiana	0-2-2	0.0-0	0.0-0
@ Rutgers	2-2-4	1.0-1	1.0-1
@ Purdue	6-2-8	0.0-0	0.0-0
Illinois	1-2-3	0.0-0	0.0-0
Minnesota	3-1-4	1.5-7	0.5-4
@ Michigan	1-2-3	0.0-0	0.0-0
Wisconsin	1-0-1	1.0-13	1.0-13
@ Iowa			

**CAREER TACKLE STATS**

YEAR	G/S	UT	AT	TT	TFL-YD	SCK-YD
2018*^	4/0	1	3	4	0.5-2	0.0-0
2019*	12/12	20	20	40	9.3-34	2.5-19
2020	10/10	26	20	46	14.0-78	9.0-62
2021	12/12	30	15	45	7.0-35	4.0-28
2022	11/1	23	24	47	5.0-26	3.5-23
<b>TOTAL</b>	<b>49/35</b>	<b>100</b>	<b>82</b>	<b>182</b>	<b>35.5-165</b>	<b>19.0-142</b>

\*at TCU; ^redshirt season

**CAREER MISCELLANEOUS STATS**

YEAR	FF	FR	PBU	INT	QBH	BLK
2018*^	0	0	0	0	0	0
2019*	0	0	1	0	6	0
2020	1	1	0	0	2	0
2021	0	0	3	0	5	1
2022	0	0	2	0	3	0
<b>TOTAL</b>	<b>1</b>	<b>1</b>	<b>6</b>	<b>0</b>	<b>16</b>	<b>1</b>

\*at TCU; ^redshirt season

**CAREER HIGHS**

<b>Tackles</b>	9 vs. Louisiana Tech (2020)*
<b>TFLs</b>	3.0 vs. Texas Tech (2020)*
<b>Sacks</b>	3.0 vs. Texas Tech (2020)*
<b>Breakups</b>	2 at Texas Tech (2021)*
<b>Blocked Field Goals</b>	1 vs. West Virginia (2021)*

\*at TCU



**ETEVA MAUGA-CLEMENTS** #5

6-1 | 220 | SR. | LB  
PLEASANT HILL, CALIF.

**CAREER HONORS**

- Arthur Ashe Jr. Sports Scholar Award (2022)
- Academic All-Big Ten (2021)
- 4-Time Nebraska Scholar-Athlete Honor Roll
- Brook Berringer Citizenship Team (2020)
- Tom Osborne Citizenship Team (2020)

**CAREER NOTES**

- Played two seasons at Diablo Valley Community College before transferring to Nebraska
- Earned his Nebraska degree in criminology and criminal justice

**SEASON HIGHLIGHTS**

- Has played in every game with one start
- Made two stops against Northwestern
- Had three tackles against North Dakota
- Posted five tackles against No. 6 Oklahoma
- Recorded three tackles against Indiana
- Also had three tackles at Rutgers
- Made his first career start at Purdue and finished with three tackles
- Set a career high with six tackles against Illinois with a half tackle for loss
- Made four stops against Minnesota
- Had one tackle at No. 3 Michigan
- Made two tackles vs. Wisconsin

**GAME-BY-GAME**

OPPONENT	UT-AT-TT	TFL-YD	SACK-YD
vs. Northwestern	1-1-2	0.0-0	0.0-0
North Dakota	1-2-3	0.0-0	0.0-0
Ga. Southern	0-0-0	0.0-0	0.0-0
Oklahoma	3-2-5	0.0-0	0.0-0
Indiana	2-1-3	0.0-0	0.0-0
@ Rutgers	0-3-3	0.0-0	0.0-0
@ Purdue	0-3-3	0.0-0	0.0-0
Illinois	1-5-6	0.5-0	0.0-0
Minnesota	2-2-4	0.0-0	0.0-0
@ Michigan	0-1-1	0.0-0	0.0-0
Wisconsin	0-2-2	0.0-0	0.0-0
@ Iowa			

**CAREER TACKLE STATS**

YEAR	G/S	UT	AT	TT	TFL-YD	SCK-YD
2020	7/0	1	0	1	0.0-0	0.0-0
2021	12/0	3	2	5	1.5-2	0.0-0
2022	11/1	10	22	32	0.5-0	0.0-0
<b>TOTAL</b>	<b>30/1</b>	<b>14</b>	<b>24</b>	<b>38</b>	<b>2.0-2</b>	<b>0.0-0</b>

**CAREER MISCELLANEOUS STATS**

YEAR	FF	FR	PBU	INT	QBH	BLK
2020	0	0	0	0	0	0
2021	0	0	1	0	0	0
2022	0	0	0	0	0	0
<b>TOTAL</b>	<b>0</b>	<b>0</b>	<b>1</b>	<b>0</b>	<b>0</b>	<b>0</b>

**CAREER HIGHS**

<b>Tackles</b>	6 vs. Illinois (2022)
<b>TFLs</b>	1.5 vs. Fordham (2021)
<b>Sacks</b>	none
<b>Breakups</b>	1 vs. Buffalo (2021)



**BRANDON MOORE #24**

6-0 | 190 | SR. | DB  
SANFORD, FLA.

**CAREER NOTES**

- Transfer in his seventh season after spending five years at UCF (2016-20) and one year at Florida State (2021)
- Played in 29 games with 21 starts with UCF, totaling 77 tackles, 3.5 tackles for loss, two interceptions and 21 pass breakups,

**SEASON HIGHLIGHTS**

- Did not join the team until August
- Made his first tackle against Georgia Southern
- Had two tackles and an interception at Rutgers
- Made two tackles at Purdue
- Had one tackle and a forced fumble at Michigan

**GAME-BY-GAME**

OPPONENT	UT-AT-TT	TFL-YD	PBU	INT
vs. Northwestern	-Did Not Play-			
North Dakota	0-0-0	0.0-0	0	0
Ga. Southern	0-1-1	0.0-0	0	0
Oklahoma	0-0-0	0.0-0	0	0
Indiana	0-0-0	0.0-0	0	0
@ Rutgers	2-0-2	0.0-0	0	1
@ Purdue	1-1-2	0.0-0	0	0
Illinois	0-0-0	0.0-0	0	0
Minnesota	0-0-0	0.0-0	0	0
@ Michigan	1-0-1	0.0-0	0	0
Wisconsin	0-0-0	0.0-0	0	0
@ Iowa				

**CAREER TACKLE STATS**

YEAR	G/S	UT	AT	TT	TFL-YD	SCK-YD
2016	Redshirt					
2017*	13/7	25	6	31	2.5-7	0.0-0
2018*	13/13	31	12	43	1.0-1	0.0-0
2019*	1/1	1	1	2	0.0-0	0.0-0
2020*	2/0	0	1	1	0.0-0	0.0-0
2021#	-Did Not Play-					
2022	10/0	4	2	6	0.0-0	0.0-0
<b>TOTAL</b>	<b>39/21</b>	<b>61</b>	<b>22</b>	<b>83</b>	<b>3.5-8</b>	<b>0.0-0</b>

\*at UCF; #at Florida State

**CAREER MISCELLANEOUS STATS**

YEAR	FF	FR	PBU	INT	QBH	BLK
2016*	Redshirt					
2017*	1	1	9	1	0	0
2018*	0	0	11	1	0	0
2019*	0	0	1	0	0	0
2020*	0	0	0	0	0	0
2021#	-Did Not Play-					
2022	1	0	0	1	0	0
<b>TOTAL</b>	<b>2</b>	<b>1</b>	<b>21</b>	<b>3</b>	<b>0</b>	<b>0</b>

\*at UCF; #at Florida State

**CAREER HIGHS**

<b>Tackles</b>	7 vs. Florida Atlantic (2018)*
<b>TFLs</b>	1.0 three times*
<b>Sacks</b>	none
<b>Breakups</b>	3 vs. Memphis (2017)*
<b>Interceptions</b>	1 three times

\*at UCF



**GARRETT NELSON #44**

6-4 | 245 | JR. | EDGE  
SCOTTSBLUFF, NEB.

**CAREER HONORS**

- **Team Captain (2022)**
- **2-Time Academic All-Big Ten**
- **3-Time Nebraska Scholar-Athlete Honor Roll**

**PERSONAL NOTES**

- His father Chris was a two-time All-America wrestler at Nebraska

**CAREER NOTES**

- Earned his degree in finance
- Has started 31 consecutive games, the longest active streak on the team

**CAREER SUPERLATIVES**

- Double-Digit Tackle Games: 2
- Games with 2.0 or More Sacks: 1

**SEASON HIGHLIGHTS**

- Has started every game and leads Nebraska with 9.0 TFLs and 5.5 sacks
- Has set career highs in tackles (61) and sacks
- Had three tackles and a breakup against Northwestern
- Finished with eight tackles vs. North Dakota
- Added a pass breakup and a three-yard strip sack that resulted in a takeaway
- Totaled four tackles against Georgia Southern
- Made five tackles and had a takeaway with a fumble recovery against No. 6 Oklahoma
- Set a career high with 2.0 sacks vs. Indiana
- Had a career-high 11 tackles with 2.0 TFLs and 1.5 sacks at Rutgers
- Made three tackles at Purdue with 1.0 tackle for loss, his third straight game with a TFL
- Had three tackles against Illinois
- Recorded five tackles against Minnesota with 1.5 tackles for loss
- Made six tackles at No. 3 Michigan, including an eight-yard sack
- Recorded his second career game with double-digit tackles by making 10 stops against Wisconsin with a half tackle for loss

**GAME-BY-GAME**

OPPONENT	UT-AT-TT	TFL-YD	SACK-YD
vs. Northwestern	1-2-3	0.0-0	0.0-0
North Dakota	6-2-8	1.0-3	1.0-3
Ga. Southern	2-2-4	0.0-0	0.0-0
Oklahoma	3-2-5	0.0-0	0.0-0
Indiana	3-0-3	2.0-18	2.0-18
@ Rutgers	2-9-11	2.0-12	1.5-11
@ Purdue	3-0-3	1.0-3	0.0-0
Illinois	2-1-3	0.0-0	0.0-0
Minnesota	2-3-5	1.5-3	0.0-0
@ Michigan	4-2-6	1.0-8	1.0-8
Wisconsin	6-4-10	0.5-2	0.0-0
@ Iowa			

**CAREER TACKLE STATS**


YEAR	G/S	UT	AT	TT	TFL-YD	SCK-YD
2019	11/0	4	11	15	2-5	0.0-0
2020	8/8	16	14	30	4.0-16	1.5-10
2021	12/12	25	32	57	11.5-57	5.0-38
2022	11/11	34	27	61	9.0-49	5.5-40
<b>TOTAL</b>	<b>42/31</b>	<b>79</b>	<b>84</b>	<b>163</b>	<b>25.0-127</b>	<b>12.0-88</b>

**CAREER MISCELLANEOUS STATS**

YEAR	FF	FR	PBU	INT	QBH	BLK
2019	0	0	0	0	0	0
2020	0	0	0	0	1	0
2021	1	0	2	0	4	0
2022	1	1	2	0	4	0
<b>TOTAL</b>	<b>2</b>	<b>1</b>	<b>4</b>	<b>0</b>	<b>9</b>	<b>0</b>

**CAREER HIGHS**

<b>Tackles</b>	11 at Rutgers (2022)
<b>TFLs</b>	2.5 at Illinois (2021)
<b>Sacks</b>	2.0 vs. Indiana (2022)
<b>Breakups</b>	1 four times



**QUINTON NEWSOME #6**

6-1 | 180 | JR. | DB  
SUWANEE, GA.

**CAREER HONORS**

- 2-Time Nebraska Scholar-Athlete Honor Roll
- Brook Berringer Citizenship Team (2020)
- Tom Osborne Citizenship Team (2020)

**CAREER SUPERLATIVES**

- Double-Digit Tackle Games: 1

**CAREER NOTES**

- Has started 23 consecutive games

**SEASON HIGHLIGHTS**

- Has started every game and has a career-high eight pass breakups and 3.0 tackles for loss
- Leads Nebraska in pass breakups (8)
- Recorded four tackles, a half tackle for loss and a pass breakup against Northwestern
- Made two tackles and had a quarterback hurry against North Dakota
- Had six tackles and tied his career high with two pass breakups against Georgia Southern
- Finished with five tackles vs. No. 6 Oklahoma
- Recorded five tackles and tied his career high with two pass breakups against Indiana
- Started at Rutgers but was injured in the game
- Returned to total six tackles with two pass breakups the next week at Purdue
- Had four tackles against Illinois, including a career-high 2.5 tackles for loss, his second career sack and first career fumble recovery
- Recorded his 100th career tackle against the Illini
- Posted four tackles and a breakup vs. Minnesota
- Made two tackles at No. 3 Michigan
- Had five tackles against Wisconsin

**GAME-BY-GAME**

OPPONENT	UT-AT-TT	TFL-YD	PBU	INT
vs. Northwestern	2-2-4	0.5-1	1	0
North Dakota	0-2-2	0.0-0	0	0
Ga. Southern	5-1-6	0.0-0	2	0
Oklahoma	4-1-5	0.0-0	0	0
Indiana	2-3-5	0.0-0	2	0
@ Rutgers	0-0-0	0.0-0	0	0
@ Purdue	6-0-6	0.0-0	2	0
Illinois	2-2-4	2.5-16	0	0
Minnesota	0-2-2	0.0-0	1	0
@ Michigan	1-1-2	0.0-0	0	0
Wisconsin	2-3-5	0.0-0	0	0
@ Iowa				

**CAREER TACKLE STATS**

YEAR	G/S	UT	AT	TT	TFL-YD	SCK-YD
2019	10/0	0	0	0	0-0	0.0-0
2020	8/1	9	2	11	0.0-0	0.0-0
2021	12/12	38	19	57	2.0-6	1.0-4
2022	11/11	24	17	41	3.0-17	1.0-12
<b>TOTAL</b>	<b>41/24</b>	<b>74</b>	<b>38</b>	<b>109</b>	<b>5.0-23</b>	<b>2.0-6</b>

**CAREER MISCELLANEOUS STATS**

YEAR	FF	FR	PBU	INT	QBH	BLK
2019	0	0	0	0	0	0
2020	1	0	0	0	0	0
2021	0	0	4	0	0	0
2022	0	1	8	0	1	0
<b>TOTAL</b>	<b>1</b>	<b>1</b>	<b>12</b>	<b>0</b>	<b>1</b>	<b>0</b>

**CAREER HIGHS**

<b>Tackles</b>	10 vs. Ohio St. (2021)
<b>TFLs</b>	2.5 vs. Illinois (2022)
<b>Sacks</b>	1.0 twice
<b>Breakups</b>	2 four times



**CAMERON PIEPER #91**

6-4 | 250 | JR. | LS  
LINCOLN, NEB.

**CAREER HONORS**

- 3-Time Big Ten Distinguished Scholar
- 3-Time Academic All-Big Ten
- 8-Time Nebraska Scholar-Athlete Honor Roll
- 2-Time Brook Berringer Citizenship Team
- 2-Time Tom Osborne Citizenship Team

**SEASON HIGHLIGHTS**

- Has handled the long-snapping duties on Nebraska's field goal and PAT units in every game

**CAREER STATS**

- **Games:** 30 (8 in 2020; 11 in 2021; 11 in 2022)



**TREY PALMER**

#3

6-1 | 190 | JR. | WR  
KENTWOOD, LA.

**CAREER HONORS**

- Nebraska Scholar-Athlete Honor Roll (Spring 2022)

**NEBRASKA RECORD**

- Receiving Yards in a Game: 237 (vs. Purdue, Oct. 15, 2022)

**2022 WATCH LISTS**

- Biletnikoff Award (added to list in October)
- Paul Hornung Award

**CAREER NOTES**

- Spent three seasons at LSU (2019-21) before transferring to Nebraska
- Caught 41 passes for 458 yards and three touchdowns at LSU with 15 kickoff returns for 394 yards and 23 punt returns for 188 yards
- Has both a punt and kickoff return for a touchdown in his career

**CAREER SUPERLATIVES**

- 100-Yard Receiving Games: 2
- Games with Multiple Receiving TDs: 2

**TOP-10 NEBRASKA SEASON RANKINGS**

- Receptions: t-6th (62)
- Receiving Yards: 8th (878)

**SEASON HIGHLIGHTS**

- Has started every game and leads NU with career highs in receptions (62), receiving yards (878) and receiving touchdowns (7)
- Has set career highs in receiving yards five times this season
- Has 34 more receptions than any other Husker and 459 more receiving yards
- Has the only 200-yard receiving game in conference play by a Big Ten player in 2022
- Is the only Big Ten player to have two 150-yard receiving efforts in conference play
- Set a then-career high with eight catches against Northwestern with two kick returns for 42 yards
- Totaled 82 receiving yards vs. North Dakota
- Had six receptions for 81 yards against Georgia Southern with a 20-yard kickoff return
- Set a career high with 10 catches for 92 yards against No. 6 Oklahoma with a 32-yard touchdown reception for his first score at NU
- Posted his first career 100-yard receiving game by catching eight passes for 157 yards against Indiana, including a 71-yard touchdown
- Also returned three punts for 37 yards
- Caught four passes for 64 yards at Rutgers, including the game-winning 27-yard touchdown with 8:54 remaining
- Topped 1,000 career receiving yards on his game-winning touchdown catch
- Caught seven passes at Purdue with two TDs, his fourth straight game with a touchdown catch
- Set a school record with 237 receiving yards, including a career-long 72-yard touchdown
- His 237 receiving yards are the 5th-highest total in the FBS this season and rank 2nd among Power Five players

- Also had a career-long 60-yard rush to finish with 297 all-purpose yards, the fifth-highest total in school history and the most since 2014
- Averaged 37.1 yards per play on his eight offensive touches at Purdue
- According to Sports Reference, was the 4th FBS player this century to have 200 receiving yards and 50 rushing yards in a game and the first to have 225 receiving yards and 50 rushing yards
- Limited to one catch for one yard vs. Illinois
- Caught five passes for 37 yards vs. Minnesota
- Had five catches for 12 yards at No. 3 Michigan
- Made four catches for 47 yards vs. Wisconsin, including touchdown grabs of 11 and 19 yards

**GAME-BY-GAME**

OPPONENT	REC.	YDS	TD	LONG
vs. Northwestern	8	68	0	16
North Dakota	4	82	0	35
Ga. Southern	6	81	0	24
Oklahoma	10	92	1	32
Indiana	8	157	1	35
@ Rutgers	4	64	1	27
@ Purdue	7	237	2	72
Illinois	1	1	0	1
Minnesota	5	37	0	10
@ Michigan	5	12	0	8
Wisconsin	4	47	2	19
@ Iowa				

**CAREER STATS**

YEAR	G/S	REC.	YDS	Y/R	Y/G	TD
2019*	9/0	1	6	6.0	0.7	0
2020*	8/0	10	108	10.8	13.5	0
2021*	11/5	30	344	11.5	31.3	3
2022	11/10	62	878	14.2	79.8	7
<b>TOTAL</b>	<b>39/15</b>	<b>103</b>	<b>1,336</b>	<b>13.0</b>	<b>34.3</b>	<b>10</b>

\*at LSU

**RUSHING:** 5 att., 66 yds, 0 TD

**KICKOFF RETURNS:** 18 att., 456 yds, 1 TD

**PUNT RETURNS:** 27 att., 224 yds, 1 TD

**CAREER RECEIVING HIGHS**

<b>Receptions</b>	10 vs. Oklahoma (2022)
<b>Receiving Yards</b>	237 at Purdue (2022)^
<b>Receiving Touchdowns</b>	2 twice
<b>Long Reception</b>	72 [TD] at Purdue (2022)

^school record

**CAREER RETURN HIGHS**

<b>Kickoff Returns</b>	3 vs. Auburn (2020)*
<b>Kickoff Return Yards</b>	118 vs. So. Carolina (2020)*
<b>Long Kickoff Return</b>	93 [TD] vs. So. Carolina (2020)*
<b>Punt Returns</b>	4 vs. Arkansas (2021)*
<b>Punt Return Yards</b>	54 vs. Northwestern St. (2019)*
<b>Long Punt Return</b>	54 [TD] vs. Northwestern St. (2019)*
<b>All-Purpose Yards</b>	297 at Purdue (2022)

\*at LSU



**ETHAN PIPER**

#57

6-2 | 295 | SO. | OL  
NORFOLK, NEB.

**CAREER HONORS**

- 2-Time Big Ten Distinguished Scholar
- 2-Time Academic All-Big Ten
- 6-Time Nebraska Scholar-Athlete Honor Roll
- Sam Foltz 27 Hero Leadership Award (2021)
- Brook Berringer Citizenship Team (2021)
- Tom Osborne Citizenship Team (2021)

**2022 WATCH LIST**

- Allstate Good Works Team

**CAREER NOTES**

- Played in one game while redshirting in 2019, becoming the 13th true freshman offensive lineman to play in a game at Nebraska

**SEASON HIGHLIGHTS**

- Has played in nine games with seven starts
- Earned his first start of the season at left guard against Indiana
- Has started the last seven games at left guard

**CAREER STATS**

- **Games:** 23 (1 in 2019; 8 in 2020; 5 in 2021; 9 in 2022)
- **Starts:** 17 (7 in 2020; 3 in 2021; 7 in 2022)





**CHUBBA PURDY** #6

6-2 | 210 | R-FR. | QB  
QUEEN CREEK, ARIZ.

**CAREER HONORS**

- Nebraska Scholar-Athlete Honor Roll (Spring 2022)

**PERSONAL NOTES**

- His brother Brock was a quarterback at Iowa State (2018-21) who is with the San Francisco 49ers
- His father Shawn played baseball at Miami and had an eight-year minor league career

**CAREER NOTES**

- Spent two years at Florida State (2020-21) playing in four games with one start
- Completed 32-of-58 passes for 317 yards and four touchdowns with 20 carries for 62 yards

**SEASON HIGHLIGHTS**

- Has played in six games with two starts
- Completed 7-of-11 passes for 35 yards vs. Oklahoma while rushing five times for 29 yards, including an eight-yard touchdown
- Threw one pass and had a two-yard rush at Rutgers
- Was 3-of-8 passing against Illinois
- Started against Minnesota and accounted for 65 total yards with a rushing touchdown
- Started at No. 3 Michigan and led NU with 39 rushing yards on five carries while completing 6-of-12 passes for 56 yards before being injured

**CAREER PASSING STATS**

YEAR	G/S	CMP-ATT	PCT	YDS	TD	INT
2020*	3/1	27-53	50.9	219	2	1
2021*^	1/0	5-5	100.0	98	2	0
2022	6/2	22-48	45.8	147	0	3
<b>TOTAL</b>	<b>10/3</b>	<b>54-106</b>	<b>50.9</b>	<b>464</b>	<b>4</b>	<b>3</b>

**TOTAL OFFENSE:** 150 att., 599 yds, 6 TDs

\*at Florida State; ^redshirt season

**CAREER RUSHING STATS**

YEAR	G/S	ATT.	NET	Y/A	Y/G	TD
2020*	3/1	19	57	3.0	19.0	0
2021*^	1/0	1	5	5.0	5.0	0
2022	6/2	24	73	3.0	12.2	2
<b>TOTAL</b>	<b>10/3</b>	<b>44</b>	<b>135</b>	<b>3.1</b>	<b>13.5</b>	<b>2</b>

\*at Florida State; ^redshirt season

**CAREER PASSING HIGHS**

<b>Attempts</b>	23 at NC State (2020)*
<b>Completions</b>	15 at NC State (2020)*
<b>Yards</b>	181 at NC State (2020)*
<b>Touchdowns</b>	2 twice
<b>Long Pass</b>	69 [TD] at NC State (2020)*

\*at Florida State

**CAREER RUSHING HIGHS**


<b>Attempts</b>	12 at NC State (2020)*
<b>Yards</b>	54 at NC State (2020)*
<b>Touchdowns</b>	1 vs. Oklahoma (2022)
<b>Long Rush</b>	21 at NC State (2020)*

\*at Florida State

**CAREER TOTAL OFFENSE HIGHS**

<b>Attempts</b>	35 at NC State (2020)*
<b>Yards</b>	235 at NC State (2020)*
<b>Total Touchdowns</b>	2 twice*

\*at Florida State



**LUKE REIMER** #28

6-1 | 225 | JR. | LB  
LINCOLN, NEB.

**CAREER HONORS**

- Honorable-Mention All-Big Ten (2021)
- Big Ten Defensive Player of the Week (9/13/21)
- Nebraska Linebacker of the Year (2021)
- 2-Time Academic All-Big Ten
- 5-Time Nebraska Scholar-Athlete Honor Roll

**NEBRASKA RECORDS**

- Tackles in a Big Ten Game (19 vs. Purdue, 2021)

**2022 WATCH LISTS**

- Butkus Award
- Chuck Bednarik Award

**CAREER SUPERLATIVES**

- Double-Digit Tackle Games: 9

**CAREER NOTES**

- Joined Nebraska as a walk-on but was placed on scholarship prior to the 2020 season
- Ranked in the top 25 nationally in 2021 in tackles per game and solo tackles per game

**NEBRASKA CAREER RANKINGS**

- Tackles: 15th (246)

**SEASON HIGHLIGHTS**

- Leads Nebraska with 86 tackles despite missing one game due to injury
- Was the first Husker with 30 or more tackles through a season's first three games since Lavonte David in 2011
- Led all tacklers with 15 stops vs. Northwestern
- Made seven tackles against North Dakota
- Had nine tackles against Georgia Southern and tied his career high with 1.5 TFLs while also breaking up a pass
- Led Nebraska with eight tackles against No. 6 Oklahoma, including a four-yard sack
- Tied for the team lead with five tackles vs. Indiana and had a career-high two pass breakups
- Had an identical stat line with five tackles and two pass breakups at Rutgers the next week
- Suffered an injury in the Rutgers game that kept him out of the Purdue contest, snapping his streak of starting 18 consecutive games
- Returned to lead Nebraska with nine tackles against Illinois with a half tackle for loss
- Had nine tackles again vs. Minnesota to move into the top 25 on Nebraska's all-time tackles list
- Recorded his ninth career game with double-figure tackles with 10 tackles at No. 3 Michigan, moving into the top 20 on Nebraska's all-time tackles list
- Entered the top 15 on NU's all-time tackles list with nine stops against Wisconsin

**GAME-BY-GAME**

OPPONENT	UT-AT-TT	TFL-YD	SACK-YD
vs. Northwestern	7-8-15	0.0-0	0.0-0
North Dakota	0-7-7	0.0-0	0.0-0
Ga. Southern	4-5-9	1.5-2	0.0-0
Oklahoma	3-5-8	1.0-4	1.0-4
Indiana	2-3-5	0.0-0	0.0-0
@ Rutgers	3-2-5	0.0-0	0.0-0
@ Purdue	-Did Not Play-		
Illinois	5-4-9	0.5-0	0.0-0
Minnesota	5-4-9	0.5-0	0.0-0
@ Michigan	6-4-10	0.0-0	0.0-0
Wisconsin	3-6-9	0.0-0	0.0-0
@ Iowa			

**CAREER TACKLE STATS**

YEAR	G/S	UT	AT	TT	TFL-YD	SCK-YD
2019	10/0	7	4	11	1-4	0.0-0
2020	6/5	29	11	40	5.0-18	2.0-12
2021	12/12	60	48	108	6.0-22	1.0-6
2022	10/10	38	48	86	3.5-7	1.0-4
<b>TOTAL</b>	<b>38/27</b>	<b>134</b>	<b>111</b>	<b>245</b>	<b>15.0-50</b>	<b>4.0-22</b>

**CAREER MISCELLANEOUS STATS**

YEAR	FF	FR	PBU	INT	QBH	BLK
2019	0	1	0	0	0	0
2020	1	0	0	0	0	0
2021	3	0	6	1	3	0
2022	0	0	5	1	1	0
<b>TOTAL</b>	<b>4</b>	<b>1</b>	<b>11</b>	<b>2</b>	<b>4</b>	<b>0</b>

**CAREER HIGHS**

<b>Tackles</b>	19 vs. Purdue (2021)
<b>TFLs</b>	1.5 three times
<b>Sacks</b>	1.0 three times
<b>Breakups</b>	2 vs. Indiana (2022)
<b>Interceptions</b>	1 twice



**TY ROBINSON #99**

6-6 | 310 | SO. | DL  
GILBERT, ARIZ.

**CAREER HONORS**

- Nebraska Scholar-Athlete Honor Roll (Fall 2020)

**PERSONAL NOTES**

- His younger brother Truitt is a redshirt freshman wide receiver with the Huskers

**SEASON HIGHLIGHTS**

- Has started every game
- Had one tackle against both Northwestern and North Dakota
- Made three stops against Georgia Southern, including a half tackle for loss
- Totaled one solo tackle vs. No. 6 Oklahoma
- Made four solo stops against Indiana, including an eight-yard sack
- Recorded one tackle at Purdue
- Made a career-high six tackles against Illinois with a half tackle for loss
- Had a six-yard sack against Minnesota
- Recorded one solo tackle at No. 3 Michigan
- Made three tackles against Wisconsin

**GAME-BY-GAME**

OPPONENT	UT-AT-TT	TFL-YD	SACK-YD
vs. Northwestern	0-1-1	0.0-0	0.0-0
North Dakota	1-0-1	0.0-0	0.0-0
Ga. Southern	1-2-3	0.5-1	0.0-0
Oklahoma	1-0-1	0.0-0	0.0-0
Indiana	4-0-4	1.0-8	1.0-8
@ Rutgers	0-0-0	0.0-0	0.0-0
@ Purdue	0-1-1	0.0-0	0.0-0
Illinois	3-3-6	0.5-1	0.0-0
Minnesota	1-0-1	1.0-6	1.0-6
@ Michigan	1-0-1	0.0-0	0.0-0
Wisconsin	0-3-3	0.0-0	0.0-0
@ Iowa			

**CAREER TACKLE STATS**

YEAR	G/S	UT	AT	TT	TFL-YD	SCK-YD
2019*	3/0	0	0	0	0-0	0.0-0
2020	8/7	5	12	17	2.0-3	0.0-0
2021	12/4	13	14	27	4.0-23	2.0-20
2022	11/11	12	10	22	3.0-16	2.0-14
<b>TOTAL</b>	<b>35/12</b>	<b>30</b>	<b>36</b>	<b>66</b>	<b>11.0-42</b>	<b>4.0-34</b>

\*redshirt season

**CAREER MISCELLANEOUS STATS**

YEAR	FF	FR	PBU	INT	QBH	BLK
2019*	0	0	0	0	0	0
2020	0	0	0	0	2	0
2021	0	0	1	0	1	0
2022	0	0	0	0	0	0
<b>TOTAL</b>	<b>0</b>	<b>0</b>	<b>1</b>	<b>0</b>	<b>3</b>	<b>0</b>

\*redshirt season

**CAREER HIGHS**

<b>Tackles</b>	6 vs. Illinois (2022)
<b>TFLs</b>	1.0 seven times
<b>Sacks</b>	1.0 four times
<b>Breakups</b>	1 vs. Michigan (2021)



**PHALEN SANFORD #37**

5-11 | 200 | JR. | DB  
BENKELMAN, NEB..

**CAREER HONORS**

- Nebraska Special Teams Player of the Year (2021)
- Academic All-Big Ten (2020)
- 2-Time Nebraska Scholar-Athlete Honor Roll

**CAREER NOTES**

- Redshirted in 2018 at Hastings College, where he also competed in track and field
- Played eight-man football in high school

**SEASON HIGHLIGHTS**

- Has played in every game, seeing action on special teams and in the secondary
- Saw his first action on defense against North Dakota, finishing with a career-high two tackles
- Made a tackle on kickoff coverage against Georgia Southern
- Had one tackle on defense against No. 6 Oklahoma
- Blocked a punt at Purdue and saw extensive action on defense, finishing with a career-high three tackles
- Made two tackles against Illinois
- Had two tackles at No. 3 Michigan

**GAME-BY-GAME**

OPPONENT	UT-AT-TT	TFL-YD	PBU	INT
vs. Northwestern	0-0-0	0.0-0	0	0
North Dakota	2-0-2	0.0-0	0	0
Ga. Southern	0-1-1	0.0-0	0	0
Oklahoma	1-0-1	0.0-0	0	0
Indiana	0-0-0	0.0-0	0	0
@ Rutgers	0-0-0	0.0-0	0	0
@ Purdue	2-1-3	0.0-0	0	0
Illinois	1-1-2	0.0-0	0	0
Minnesota	0-0-0	0.0-0	0	0
@ Michigan	1-1-2	0.0-0	0	0
Wisconsin	0-0-0	0.0-0	0	0
@ Iowa				

**CAREER TACKLE STATS**

YEAR	G/S	UT	AT	TT	TFL-YD	SCK-YD
2019	2/0	0	0	0	0-0	0.0-0
2020	4/0	0	0	0	0.0-0	0.0-0
2021	12/0	2	1	3	0.0-0	0.0-0
2022	10/10	7	4	11	0.0-0	0.0-0
<b>TOTAL</b>	<b>35/0</b>	<b>9</b>	<b>5</b>	<b>14</b>	<b>0.0-0</b>	<b>0.0-0</b>

**CAREER MISCELLANEOUS STATS**

YEAR	FF	FR	PBU	INT	QBH	BLK
2019	0	0	0	0	0	0
2020	0	0	0	0	0	0
2021	0	0	0	0	0	0
2022	0	0	0	0	0	1
<b>TOTAL</b>	<b>0</b>	<b>0</b>	<b>0</b>	<b>0</b>	<b>0</b>	<b>1</b>

**CAREER HIGHS**

<b>Tackles</b>	3 at Purdue (2022)
<b>TFLs</b>	none
<b>Sacks</b>	none
<b>Breakups</b>	none
<b>Blocked Punt</b>	1 at Purdue (2022)



**LOGAN SMOTHERS #8**

6-2 | 190 | SO. | QB  
MUSCLE SHOALS, ALA.

**CAREER HONORS**

- Academic All-Big Ten (2021)
- 5-Time Nebraska Scholar-Athlete Honor Roll

**PERSONAL NOTES**

- His father Shane is the head coach at Cordova High School in Alabama, his 13th season as a high school head coach

**SEASON HIGHLIGHTS**

- Has played in five games at quarterback
- Lined up at quarterback for one play against Northwestern and had a seven-yard rush
- Also took one snap at quarterback against Georgia Southern and had a 10-yard rush
- Played one series against Illinois and completed his only pass for one yard while rushing twice for six yards
- Saw his most extensive action of the season against Minnesota, completing 5-of-10 passes for 80 yards with four rushing yards
- Played more than half the game at No. 3 Michigan, completing 4-of-8 passes for 15 yards while carrying four times for one yard

**CAREER PASSING STATS**

YEAR	G/S	CMP-ATT	PCT	YDS	TD	INT
2020		Did Not Play				
2021	6/1	23-33	69.7	317	0	1
2022	5/0	10-19	52.6	96	0	0
<b>TOTAL</b>	<b>11/1</b>	<b>33-52</b>	<b>63.5</b>	<b>413</b>	<b>0</b>	<b>1</b>

**TOTAL OFFENSE:** 101 att., 574 yds, 2 TDs

**CAREER RUSHING STATS**

YEAR	G/S	ATT.	NET	Y/A	Y/G	TD
2020		Did Not Play				
2021	6/1	37	133	3.6	22.2	2
2022	5/0	12	28	2.3	5.6	0
<b>TOTAL</b>	<b>11/1</b>	<b>49</b>	<b>161</b>	<b>3.3</b>	<b>14.6</b>	<b>2</b>

**CAREER PASSING HIGHS**

<b>Attempts</b>	22 vs. Iowa (2021)
<b>Completions</b>	16 vs. Iowa (2021)
<b>Yards</b>	198 vs. Iowa (2021)
<b>Touchdowns</b>	none
<b>Long Pass</b>	54 vs. Buffalo (2021)

**CAREER RUSHING HIGHS**

<b>Attempts</b>	24 vs. Iowa (2021)
<b>Yards</b>	64 vs. Iowa (2021)
<b>Touchdowns</b>	2 vs. Iowa (2021)
<b>Long Rush</b>	24 vs. Iowa (2021)

**CAREER TOTAL OFFENSE HIGHS**

<b>Attempts</b>	46 vs. Iowa (2021)
<b>Yards</b>	262 vs. Iowa (2021)
<b>Total Touchdowns</b>	2 vs. Iowa (2021)



**CALEB  
TANNOR**

#2

**6-3 | 220 | SR. | EDGE  
STONE RIDGE, GA.**

**CAREER HONORS**

- Team Captain (2022)
- Nebraska Scholar-Athlete Honor Roll (Spring 2019)
- Brook Berringer Citizenship Team (2019)
- Tom Osborne Citizenship Team (2019)

**CAREER NOTES**

- Earned his degree in child, youth and family studies
- His 55 career games played are one shy of the Nebraska record (56 by Cameron Meredith)

**SEASON HIGHLIGHTS**

- Has started 10 games and set a career high with 39 tackles.
- Had two tackles against Northwestern and recovered a fumble that set up a touchdown
- Recorded five tackles against North Dakota and added a pass breakup
- Posted two tackles against Georgia Southern
- Made two more tackles vs. No. 6 Oklahoma
- Had three tackles against Indiana
- Made four tackles with 1.5 TFLs at Rutgers
- Totaled five tackles at Purdue
- Recorded three tackles against Illinois
- Set career highs in tackles (6), TFLs (2.5) and sacks (1.5) against Minnesota
- Saw his streak of 24 straight starts end at No. 3 Michigan but matched his career high with six tackles against the Wolverines while adding a pass breakup
- Made one tackle against Wisconsin

**GAME-BY-GAME**

OPPONENT	UT-AT-TT	TFL-YD	SACK-YD
vs. Northwestern	1-1-2	0.0-0	0.0-0
North Dakota	3-2-5	0.0-0	0.0-0
Ga. Southern	0-2-2	0.0-0	0.0-0
Oklahoma	1-1-2	0.0-0	0.0-0
Indiana	2-1-3	0.0-0	0.0-0
@ Rutgers	1-3-4	1.5-2	0.0-0
@ Purdue	4-1-5	0.0-0	0.0-0
Illinois	1-2-3	0.0-0	0.0-0
Minnesota	4-2-6	2.5-18	1.5-16
@ Michigan	5-1-6	0.0-0	0.0-0
Wisconsin	0-1-1	0.0-0	0.0-0
@ Iowa			

**CAREER TACKLE STATS**

YEAR	G/S	UT	AT	TT	TFL-YD	SCK-YD
2018	12/0	6	4	10	1-7	1.0-7
2019	12/5	9	8	17	4-15	2.5-14
2020	8/5	10	13	23	2.5-19	2.0-18
2021	12/12	15	18	33	5.5-25	2.0-16
2022	11/10	22	17	39	4.0-20	1.5-16
<b>TOTAL</b>	<b>55/32</b>	<b>62</b>	<b>60</b>	<b>122</b>	<b>17.0-86</b>	<b>9.0-71</b>

**CAREER MISCELLANEOUS STATS**

YEAR	FF	FR	PBU	INT	QBH	BLK
2018	0	0	0	0	0	0
2019	0	0	1	0	0	0
2020	1	0	0	0	2	0
2021	1	0	3	0	3	0
2022	0	1	2	0	6	0
<b>TOTAL</b>	<b>2</b>	<b>1</b>	<b>6</b>	<b>0</b>	<b>11</b>	<b>0</b>

**CAREER HIGHS**

<b>Tackles</b>	6 twice
<b>TFLs</b>	2.5 vs. Minnesota (2022)
<b>Sacks</b>	1.5 vs. Minnesota (2022)
<b>Breakups</b>	2 vs. Iowa (2021)



# CASEY THOMPSON #11

6-0 | 195 | JR. | QB  
OKLAHOMA CITY, OKLA.

## CAREER HONORS (2018-21: TEXAS)

- 2-Time First-Team Academic All-Big 12
- Nebraska Scholar-Athlete Honor Roll (Spring 2022)

## PERSONAL NOTES

- His father Charles played quarterback for Oklahoma (1987-88) and his brother Kendal was a QB at OU (2011-13) and Utah (2014-15)

## CAREER NOTES

- Grad transfer from Texas (2018-21), playing in 19 games with 10 starts as a Longhorn
- Threw for 2,422 yards and 30 touchdowns
- Set a Texas program record with three career games with five or more total touchdowns
- Tied a Texas record with seven total touchdowns against Kansas on Nov. 13, 2021

## 2022 WATCH LISTS

- Johnny Unitas Golden Arm Award

## 2022 TOP 25 NCAA FBS RANKINGS

- Passing Yards Per Completion: 9th (13.9)
- Passing Yards Per Attempt: 15th (8.7)

## SEASON HIGHLIGHTS

- Ranked by ESPN as the No. 15 newcomer for the 2022 college football season
- Has three 300-yard passing games, only the 5th Husker quarterback to have three 300-yard passing performances in a season
- Threw for 355 yards in his debut vs. Northwestern
- Marked the most passing yards ever by a Husker in his debut and the most passing yards in a season opener in school history
- Also added a rushing touchdown
- Had 193 passing yards with two touchdowns against North Dakota
- Threw for 318 yards and one touchdown and rushed for 31 yards and a career-high three touchdowns against Georgia Southern
- Marked his fourth career game with four or more total touchdowns and first at Nebraska
- Threw for 129 yards against No. 6 Oklahoma, including a 32-yard touchdown pass
- Threw for 270 yards and two scores against Indiana with three total touchdowns
- Completed 24-of-36 passes for 232 yards at Rutgers
- Threw two second-half touchdowns as NU rallied to win from a 13-point halftime deficit
- Completed 16-of-29 passes and threw for 354 yards and two touchdowns at Purdue, averaging 22.1 yards per completion
- Threw for 172 yards against Illinois in the first half before suffering an injury
- Threw a 56-yard touchdown pass to become the 3rd player in school history to throw a TD pass in each of a season's first eight games
- Missed the next two games due to injury
- Returned to lead NU in passing and rushing against Wisconsin, throwing for 120 yards and two touchdowns and rushing for 33 yards

## GAME-BY-GAME

OPPONENT	COMP-ATT	YDS	TD	INT
vs. Northwestern	25-42	355	1	2
North Dakota	14-21	193	2	1
Ga. Southern	23-34	318	1	0
Oklahoma	14-20	129	1	0
Indiana	18-27	270	2	1
@ Rutgers	24-36	232	2	2
@ Purdue	16-29	354	2	2
Illinois	7-15	172	1	2
Minnesota	-	-Did Not Play-		
@ Michigan	-	-Did Not Play-		
Wisconsin	12-20	106	2	0
@ Iowa				

## CAREER SUPERLATIVES

250-Yard Passing Games	8
300-Yard Passing Games	6
300-Yard Total Offense Games	7
Games with 2+ TD Passes	12
Games with 3+ TD Passes	3
Games with 4+ TD Passes	3
Games with 2+ Total TDs	14
Games with 3+ Total TDs	5
Games with 4+ Total TDs	4

## CAREER PASSING STATS

YEAR	G/S	CMP-ATT	PCT	YDS	TD	INT
2018*			Redshirt			
2019*	4/0	8-12	66.7	84	0	0
2020*	3/0	12-17	70.6	225	6	0
2021*	12/10	165-261	63.2	2,113	24	9
2022	9/9	153-244	62.7	2,129	14	10
<b>TOTAL</b>	<b>28/19</b>	<b>338-534</b>	<b>63.3</b>	<b>4,551</b>	<b>44</b>	<b>19</b>

\*at Texas

**TOTAL OFFENSE:** 658 att., 4,755 yds, 54 TDs

## CAREER RUSHING STATS

YEAR	G/S	ATT.	NET	Y/A	Y/G	TD
2018*						
2019*	4/0	10	22	2.2	5.5	1
2020*	3/0	8	31	10.3	3.9	0
2021	12/10	55	157	2.9	13.1	4
2022	9/9	51	-6	-0.1	-0.7	5
<b>TOTAL</b>	<b>28/19</b>	<b>124</b>	<b>204</b>	<b>1.6</b>	<b>7.3</b>	<b>10</b>

\*at Texas

## CAREER PASSING HIGHS

Attempts	43 vs. Kansas (2021)*
Completions	30 vs. Kansas (2021)*
Yards	388 vs. Oklahoma (2021)*
Touchdowns	6 at Kansas (2021)*
Long Pass	75 [TD] vs. Oklahoma (2021)*

\*at Texas

## CAREER RUSHING HIGHS


Attempts	9 vs. Oklahoma St. (2021)*
Yards	44 at Arkansas (2021)*
Touchdowns	3 vs. Georgia Southern (2022)
Long Rush	41 at TCU (2021)*

\*at Texas

## CAREER TOTAL OFFENSE HIGHS

Attempts	49 vs. Kansas (2021)*
Yards	386 vs. Kansas (2021)*
Total Touchdowns	7 vs. Kansas (2021)*

\*at Texas



**TRAVIS VOKOLEK** #83

6-7 | 260 | SR. | TE  
SPRINGFIELD, MO.

**CAREER HONORS**

- Team Captain (2022)
- William V. Campbell Trophy Semifinalist (2022)
- Nebraska Offensive Scout Team MVP (2019)
- Big Ten Distinguished Scholar (2022)
- 2-Time Academic All-Big Ten
- 6-Time Nebraska Scholar-Athlete Honor Roll

**PERSONAL NOTES**

- His father D.J. is Nebraska's Senior Defensive Quality Control Coach
- His uncle is Terry Allen, who was the head coach of Northern Iowa (1989-96), Kansas (1997-2001) and Missouri State (2006-14)
- His grandfather Dennis was a swimmer at Iowa (1961-63) and coach at Lincoln East High School

**CAREER NOTES**

- Spent two seasons at Rutgers (2017-18)
- Earned his degree in child, youth and family studies from Nebraska

**SEASON HIGHLIGHTS**

- Has set career highs with 20 catches and 240 receiving yards, despite missing two games due to injury
- Has matched his career high with a pair of touchdown catches
- Caught five passes for 63 yards against Northwestern before suffering an injury
- Returned from injury to start vs. No. 6 Oklahoma
- Had an 11-yard reception against Indiana
- Had a career-high six catches for 46 yards at Rutgers, including his first TD since 2018
- Caught three passes for 38 yards at Purdue
- Had a career-long 56-yard touchdown reception against Illinois
- Made a four-yard catch against Minnesota
- Had two catches for 20 yards vs. Wisconsin

**GAME-BY-GAME**

OPPONENT	REC.	YDS	TD	LONG
vs. Northwestern	5	63	0	21
North Dakota	-Did Not Play-			
Ga. Southern	-Did Not Play-			
Oklahoma	1	2	0	2
Indiana	1	11	0	11
@ Rutgers	6	46	1	11
@ Purdue	3	38	0	30
Illinois	1	56	1	56
Minnesota	1	4	0	4
@ Michigan	0	0	0	-
Wisconsin	2	20	0	12
@ Iowa				

**CAREER RECEIVING STATS**

YEAR	G/S	REC.	YDS	Y/R	Y/G	TD
2017*	7/2	1	14	14.0	2.0	0
2018*	12/7	16	184	11.5	15.3	2
2019	Transfer (Redshirt)					
2020	8/4	9	91	10.1	11.4	0
2021	9/3	11	127	11.5	14.1	0
2022	9/8	20	240	12.0	26.7	2
<b>TOTAL</b>	<b>45/24</b>	<b>57</b>	<b>656</b>	<b>11.5</b>	<b>14.6</b>	<b>4</b>

\*at Rutgers

**CAREER HIGHS**

<b>Receptions</b>	6 at Rutgers (2022)
<b>Receiving Yards</b>	69 at Michigan St. (2018)*
<b>Receiving Touchdowns</b>	1 four times
<b>Long Reception</b>	56 vs. Illinois [TD] (2022)

\*at Rutgers



**BRADY WEAS** #55

6-2 | 250 | SR. | LS  
WHITEFISH BAY, WIS.

**CAREER HONORS**

- Nebraska Scholar-Athlete Honor Roll (Spring 2022)

**CAREER NOTES**

- Graduate transfer from FCS Georgetown who earned his degree in government with a minor in linguistics
- Played in 31 games at Georgetown

**SEASON HIGHLIGHTS**

- Has handled the long-snapping duties for Nebraska's punt unit in every game

**CAREER STATS**

- Games: 42  
(11 in 2018\*; 11 in 2019\*; 9 in 2021\*; 11 in 2022)

\*at FCS Georgetown



**MARCUS WASHINGTON** #7

6-2 | 190 | JR. | WR  
ST. LOUIS, MO.

**CAREER NOTES**

- Spent three seasons at Texas (2019-21)
- Played in 31 games with eight starts and caught 25 passes for 366 yards and three touchdowns with the Longhorns

**CAREER SUPERLATIVES**

- 100-Yard Receiving Games: 2
- Games with 2+ TD Catches: 1

**SEASON HIGHLIGHTS**

- Has played in every game with nine starts and ranks 2nd on the team with 28 catches and 419 receiving yards, both of which are career highs
- Caught two passes for 27 yards vs. Northwestern
- Caught two passes for 31 yards vs. North Dakota
- Had a career-high 123 receiving yards on six catches against Georgia Southern
- Marked his second career 100-yard receiving game and first at Nebraska
- Made two catches for 17 yards vs. Oklahoma
- Caught two passes for 15 yards vs. Indiana
- Had four receptions for 53 yards at Rutgers
- Made three catches for 30 yards at Purdue
- Had an eight-yard catch against Illinois
- Led NU with 63 receiving yards vs. Minnesota
- Led NU again with 36 yards at No. 3 Michigan
- Had two catches for 16 yards vs. Wisconsin

**GAME-BY-GAME**

OPPONENT	REC.	YDS	TD	LONG
vs. Northwestern	2	27	0	15
North Dakota	2	31	0	24
Ga. Southern	6	123	0	33
Oklahoma	2	17	0	9
Indiana	2	15	0	12
@ Rutgers	4	53	0	19
@ Purdue	3	30	0	14
Illinois	1	8	0	8
Minnesota	2	63	0	32
@ Michigan	2	36	0	30
Wisconsin	2	16	0	11
@ Iowa				

**CAREER RECEIVING STATS**


YEAR	G/S	REC.	YDS	Y/R	Y/G	TD
2019*	11/1	3	33	11.0	3.0	0
2020*	8/0	4	56	14.0	8.0	1
2021*	12/7	18	277	15.4	23.1	2
2022	11/9	28	419	15.0	38.1	0
<b>TOTAL</b>	<b>42/17</b>	<b>53</b>	<b>785</b>	<b>14.8</b>	<b>18.7</b>	<b>3</b>

\*at Texas

**CAREER HIGHS**

<b>Receptions</b>	7 at Baylor (2021)*
<b>Receiving Yards</b>	123 vs. Ga. Southern (2022)
<b>Receiving Touchdowns</b>	2 vs. Kansas (2021)*
<b>Long Reception</b>	58 vs. Oklahoma St. (2021)*

\*at Texas



**JAVIN WRIGHT** #33

6-5 | 215 | SO. | NICKEL  
CHANLDER, ARIZ.

**CAREER HONORS**

- Brook Berringer Citizenship Team (2020)
- Tom Osborne Citizenship Team (2020)

**PERSONAL NOTES**

- His father Toby was a two-year letterwinner for Nebraska (1992-93) before playing six seasons in the NFL

**SEASON HIGHLIGHTS**

- Dealt with injuries that limited his availability early in the year, but has played in 10 games with one start
- Blocked the first punt of his career against North Dakota
- Made his first two tackles of the season vs. Indiana
- Added a tackle the next week vs. Minnesota
- Earned his first career start at No. 3 Michigan and recorded two solo tackles
- Made one tackle against Wisconsin

**GAME-BY-GAME**

OPPONENT	UT-AT-TT	TFL-YD	PBU	INT
vs. Northwestern	0-0-0	0.0-0	0	0
North Dakota	0-0-0	0.0-0	0	0
Ga. Southern	0-0-0	0.0-0	0	0
Oklahoma	-Did Not Play-			
Indiana	0-0-0	0.0-0	0	0
@ Rutgers	0-0-0	0.0-0	0	0
@ Purdue	0-0-0	0.0-0	0	0
Illinois	0-2-2	0.0-0	0	0
Minnesota	1-0-1	0.0-0	0	0
@ Michigan	2-0-2	0.0-0	0	0
Wisconsin	0-1-1	0.0-0	0	0
@ Iowa				

**CAREER TACKLE STATS**

YEAR	G/S	UT	AT	TT	TFL-YD	SCK-YD
2018 <sup>^</sup>	3/0	1	2	3	0.0-0	0.0-0
2019*	1/0	0	0	0	0.0-0	0.0-0
2020	Did Not Play					
2021	2/0	0	1	1	0.0-0	0.0-0
2022	10/1	3	3	6	0.0-0	0.0-0
<b>TOTAL</b>	<b>13/1</b>	<b>3</b>	<b>4</b>	<b>7</b>	<b>0.0-0</b>	<b>0.0-0</b>

\*redshirt season

**CAREER MISCELLANEOUS STATS**

YEAR	FF	FR	PBU	INT	QBH	BLK
2019*	0	0	0	0	0	0
2020	Did Not Play					
2021	0	0	0	0	0	0
2022	0	0	0	0	0	1
<b>TOTAL</b>	<b>0</b>	<b>0</b>	<b>0</b>	<b>0</b>	<b>0</b>	<b>1</b>

\*redshirt season

**CAREER HIGHS**

<b>Tackles</b>	2 twice
<b>TFLs</b>	none
<b>Sacks</b>	none
<b>Breakups</b>	none
<b>Blocked Punts</b>	1 vs. North Dakota (2022)



**STEPHON WYNN JR.** #90

6-3 | 305 | JR. | DL  
ANDERSON, S.C.

**CAREER NOTES**

- Graduate transfer from Alabama, where he had 16 tackles in four seasons (2018-21)
- Member of Alabama's 2020 national title team
- Earned his degree in exercise science

**SEASON HIGHLIGHTS**

- Has played in every game
- Has 22 tackles in 11 games at Nebraska after totaling 16 tackles in 21 games at Alabama
- Made two tackles against Northwestern
- Had a career-high four tackles vs. North Dakota
- Added a breakup, a hurry and a fumble recovery that led to a Husker field goal
- Totaled a career-high nine tackles against Georgia Southern with his first career TFL
- Made four stops against No. 6 Oklahoma
- Had two tackles at Purdue
- Made one tackle against Illinois

**GAME-BY-GAME**

OPPONENT	UT-AT-TT	TFL-YD	SACK-YD
vs. Northwestern	0-2-2	0.0-0	0.0-0
North Dakota	3-1-4	0.0-0	0.0-0
Ga. Southern	2-7-9	0.5-0	0.0-0
Oklahoma	1-3-4	0.0-0	0.0-0
Indiana	0-0-0	0.0-0	0.0-0
@ Rutgers	0-0-0	0.0-0	0.0-0
@ Purdue	1-1-2	0.0-0	0.0-0
Illinois	0-1-1	0.0-0	0.0-0
Minnesota	0-0-0	0.0-0	0.0-0
@ Michigan	0-0-0	0.0-0	0.0-0
Wisconsin	0-0-0	0.0-0	0.0-0
@ Iowa			

**CAREER TACKLE STATS**

YEAR	G/S	UT	AT	TT	TFL-YD	SCK-YD
2018 <sup>^</sup>	3/0	1	2	3	0.0-0	0.0-0
2019*	9/0	1	6	7	0.0-0	0.0-0
2020*	2/0	0	1	1	0.0-0	0.0-0
2021*	7/0	1	4	5	0.0-0	0.0-0
2022	11/0	7	15	22	0.5-0	0.0-0
<b>TOTAL</b>	<b>32/0</b>	<b>10</b>	<b>28</b>	<b>38</b>	<b>0.5-0</b>	<b>0.0-0</b>

\*at Alabama; ^redshirt season

**CAREER MISCELLANEOUS STATS**

YEAR	FF	FR	PBU	INT	QBH	BLK
2018 <sup>^</sup>	0	0	0	0	0	0
2019*	0	0	0	0	0	0
2020*	0	0	0	0	0	0
2021*	0	0	0	0	1	0
2022	0	1	1	0	1	0
<b>TOTAL</b>	<b>0</b>	<b>1</b>	<b>1</b>	<b>0</b>	<b>2</b>	<b>0</b>

\*at Alabama; ^redshirt season

**CAREER HIGHS**

<b>Tackles</b>	9 vs. Georgia Southern (2022)
<b>TFLs</b>	0.5 vs. Georgia Southern (2022)
<b>Sacks</b>	none
<b>Breakups</b>	none



**JAQUEZ YANT** #0

6-2 | 235 | SO. | RB  
TALLAHASSEE, FLA.

**CAREER NOTES**

- Joined Nebraska as a walk-on

**CAREER SUPERLATIVES**

- 100-Yard Rushing Games: 1

**SEASON HIGHLIGHTS**

- Has played in six games this season and scored a career-high two rushing touchdowns
- Had three carries for five yards as Nebraska's short-yardage back against Northwestern
- Rushed for 19 yards on four carries against No. 6 Oklahoma
- Had a one-yard touchwon run against Indiana
- Had four carries for 22 yards at Rutgers
- Rushed for 11 yards on four carries at Purdue, including a 1-yard touchdown

**GAME-BY-GAME**

OPPONENT	ATT.	YDS	TD	LONG
vs. Northwestern	3	5	0	2
North Dakota	-Did Not Play-			
Ga. Southern	-Did Not Play-			
Oklahoma	4	19	0	9
Indiana	2	3	1	2
@ Rutgers	4	22	0	10
@ Purdue	4	11	1	5
Illinois	3	-4	0	0
Minnesota	-Did Not Play-			
@ Michigan	-Did Not Play-			
Wisconsin	-Did Not Play-			
@ Iowa				

**CAREER RUSHING STATS**

YEAR	G/S	ATT.	NET	Y/A	Y/G	TD
2020	Did Not Play					
2021	7/1	47	294	6.3	42.0	1
2022	6/0	20	56	2.8	9.3	2
<b>TOTAL</b>	<b>13/1</b>	<b>67</b>	<b>350</b>	<b>5.2</b>	<b>26.9</b>	<b>3</b>

RECEIVING: 1 rec., 5 yds, 0 TDs

**CAREER HIGHS**

<b>Rushing Attempts</b>	13 twice
<b>Rushing Yards</b>	127 vs. Northwestern (2021)
<b>Rushing Touchdowns</b>	1 three times
<b>Long Rush</b>	64 yards vs. Northwestern (2021)
<b>Receptions</b>	1 vs. Iowa (2021)
<b>Receiving Yards</b>	5 vs. Iowa (2021)
<b>Receiving Touchdowns</b>	none
<b>Long Reception</b>	5 vs. Iowa (2021)*

# 2022 NEBRASKA SCHEDULE AND RESULTS



## 2022-23 Nebraska Football Overall Team Statistics All games

### Team Statistics

	NEBR	OPP
<b>Scoring</b>	<b>247</b>	<b>314</b>
Points per game	22.5	28.5
Points Off Turnovers	35	50
<b>First Downs</b>	<b>200</b>	<b>258</b>
Rushing	81	124
Passing	100	121
Penalty	19	13
<b>Rushing Yardage</b>	<b>1429</b>	<b>2145</b>
Yards gained rushing	1731	2348
Yards lost rushing	302	203
Rushing attempts	385	466
Average per rush	3.7	4.6
Average per game	129.9	195.0
TDs Rushing	17	21
<b>Passing Yardage</b>	<b>2372</b>	<b>2554</b>
Comp-Att-Int	185-311-13	226-369-8
Average per pass	7.6	6.9
Average per catch	12.8	11.3
Average per game	215.6	232.2
TDs Passing	14	17
<b>Total offense</b>	<b>3801</b>	<b>4699</b>
Total plays	696	835
Average per play	5.5	5.6
Average per game	345.5	427.2
<b>Kick returns: #-Yards</b>	<b>25-433</b>	<b>12-208</b>
<b>Punt returns: #-Yards</b>	<b>4-66</b>	<b>18-181</b>
<b>Int returns: #-Yards</b>	<b>8-40</b>	<b>13-120</b>
<b>Kick return average</b>	<b>17.3</b>	<b>17.3</b>
<b>Punt return average</b>	<b>16.5</b>	<b>10.1</b>
<b>Int return average</b>	<b>5.0</b>	<b>9.2</b>
<b>Fumbles-Lost</b>	<b>12-5</b>	<b>10-4</b>
<b>Penalties-Yards</b>	<b>59-470</b>	<b>61-573</b>
Average per game	42.7	52.1
<b>Punts-Yards</b>	<b>64-2812</b>	<b>55-2183</b>
Average per punt	43.9	39.7
Net punt average	39.7	36.6
<b>Kickoffs-Yards</b>	<b>49-3076</b>	<b>66-3948</b>
Average per kick	62.8	59.8
Net kick average	39.8	39.7
<b>Time of possession / game</b>	<b>26:19</b>	<b>33:30</b>
<b>3rd-down conversion</b>	<b>61/151</b>	<b>69/161</b>
3rd-down pct	40%	43%
<b>4rd-down conversion</b>	<b>3/7</b>	<b>9/12</b>



**2022-23 Nebraska Football  
Overall Team Statistics  
All games**

	<b>NEBR</b>	<b>OPP</b>
4rd-down pct	43%	75%
<b>Sacks by-Yards</b>	<b>18-126</b>	<b>31-231</b>
<b>Misc Yards</b>	<b>0</b>	<b>0</b>
<b>Touchdowns scored</b>	<b>32</b>	<b>39</b>
<b>Field goals - attempts</b>	<b>8-11</b>	<b>15-20</b>
<b>On-Side kicks</b>	<b>0-1</b>	<b>0-0</b>
<b>Red-zone scores</b>	<b>(26-30) 87%</b>	<b>(36-40) 90%</b>
<b>Red-zone touchdowns</b>	<b>(20-30) 67%</b>	<b>(26-40) 65%</b>
<b>PAT-attempts</b>	<b>(31-32) 97%</b>	<b>(35-37) 95%</b>
<b>2-point conversion-attempts</b>	<b>(0-0) 0%</b>	<b>(0-2) 0%</b>
<b>Attendance</b>	<b>606460</b>	<b>225264</b>
Games / Avg per game	7/86637	3/75088
Neutral site games	-	1/42699

**Score by Periods**

<b>Team</b>	<b>1st</b>	<b>2nd</b>	<b>3rd</b>	<b>4th</b>	<b>OT</b>	<b>TOT</b>
Nebraska	48	71	69	59	0	247
Opponents	64	121	68	61	0	314

**Team Results**

	<b>Date</b>	<b>Opponent</b>		<b>Score</b>	<b>Overall</b>	<b>Conf</b>	<b>Time</b>	<b>Attend</b>
*	08/27/2022	vs Northwestern	L	28-31	0-1	0-1	3:39	42699
	09/03/2022	North Dakota	W	38-17	1-1	0-1	3:25	86590
	09/10/2022	Ga. Southern	L	42-45	1-2	0-1	3:44	86862
	09/17/2022	Oklahoma	L	14-49	1-3	0-1	3:20	87161
*	10/01/2022	Indiana	W	35-21	2-3	1-1	3:38	86804
*	10/07/2022	at Rutgers	W	14-13	3-3	2-1	3:46	53752
*	10/15/2022	at Purdue	L	37-43	3-4	2-2	3:32	61320
*	10/29/2022	Illinois	L	9-26	3-5	2-3	3:11	86691
*	11/05/2022	Minnesota	L	13-20	3-6	2-4	3:36	86284
*	11/12/2022	at Michigan	L	3-34	3-7	2-5	3:15	110192
*	11/19/2022	Wisconsin	L	14-15	3-8	2-6	3:09	86068





**2022-23 Nebraska Football  
Individual Statistics  
All games**

### Rushing

Player	gp	att	gain	loss	net	avg	td	lg	avg/g
Anthony Grant	11	204	944	35	909	4.5	6	46	82.6
Ajay Allen	4	33	196	6	190	5.8	2	23	47.5
Gabe Ervin Jr.	7	18	93	1	92	5.1	0	14	13.1
Chubba Purdy	6	24	106	33	73	3.0	2	13	12.2
Trey Palmer	11	4	72	4	68	17.0	0	60	6.2
Jaquez Yant	6	20	60	4	56	2.8	2	10	9.3
Rahmir Johnson	9	7	33	0	33	4.7	0	17	3.7
Logan Smothers	5	12	36	8	28	2.3	0	10	5.6
Cooper Jewett	11	2	6	0	6	3.0	0	4	0.5
Alante Brown	11	1	0	1	-1	-1.0	0	0	-0.1
Casey Thompson	9	51	185	191	-6	-0.1	5	31	-0.7
Team	11	9	0	19	-19	-2.1	0	0	-1.7
<b>Total</b>	<b>11</b>	<b>385</b>	<b>1731</b>	<b>302</b>	<b>1429</b>	<b>3.7</b>	<b>17</b>	<b>60</b>	<b>129.9</b>
<b>Opponents</b>	<b>11</b>	<b>466</b>	<b>2348</b>	<b>203</b>	<b>2145</b>	<b>4.6</b>	<b>21</b>	<b>67</b>	<b>195.0</b>

### Punt Returns

Player	no.	yds	avg	td	lg
Trey Palmer	4	36	9.0	0	22
Malcolm Hartzog	0	30	0.0	1	30
<b>Total</b>	<b>4</b>	<b>66</b>	<b>16.5</b>	<b>1</b>	<b>30</b>
<b>Opponents</b>	<b>18</b>	<b>181</b>	<b>10.1</b>	<b>0</b>	<b>34</b>

### Interceptions

Player	no.	yds	avg	td	lg
Malcolm Hartzog	3	23	7.7	0	23
Marques Buford Jr.	2	0	0.0	0	0
Myles Farmer	1	17	17.0	0	17
Luke Reimer	1	0	0.0	0	0
Brandon Moore	1	0	0.0	0	0
<b>Total</b>	<b>8</b>	<b>40</b>	<b>5.0</b>	<b>0</b>	<b>23</b>
<b>Opponents</b>	<b>13</b>	<b>120</b>	<b>9.2</b>	<b>0</b>	<b>37</b>

### Passing

Player	gp	effic	comp-att-int	pct	yds	td	lg	avg/g
Casey Thompson	9	146.7	153-244-10	62.7	2129	14	72	236.6
Chubba Purdy	6	59.1	22-48-3	45.8	147	0	30	24.5
Logan Smothers	5	95.1	10-19-0	52.6	96	0	32	19.2
<b>Total</b>	<b>11</b>	<b>130.0</b>	<b>185-311-13</b>	<b>59.5</b>	<b>2372</b>	<b>14</b>	<b>72</b>	<b>215.6</b>
<b>Opponents</b>	<b>11</b>	<b>130.3</b>	<b>226-369-8</b>	<b>61.2</b>	<b>2554</b>	<b>17</b>	<b>46</b>	<b>232.2</b>

### Kick Returns

Player	no.	yds	avg	td	lg
Tommi Hill	12	221	18.4	0	32
Zach Weinmaster	5	85	17.0	0	20
Trey Palmer	3	62	20.7	0	25
Anthony Grant	3	47	15.7	0	20
Chris Kolarevic	2	18	9.0	0	13
<b>Total</b>	<b>25</b>	<b>433</b>	<b>17.3</b>	<b>0</b>	<b>32</b>
<b>Opponents</b>	<b>12</b>	<b>208</b>	<b>17.3</b>	<b>0</b>	<b>31</b>

### Receiving

Player	gp	no.	yds	avg	td	lg	avg/g
Trey Palmer	11	62	878	14.2	7	72	79.8
Marcus Washington	11	28	419	15.0	0	33	38.1
Travis Vokolek	9	20	240	12.0	2	56	26.7
Anthony Grant	11	16	91	5.7	0	19	8.3
Alante Brown	11	14	174	12.4	0	32	15.8
Chancellor Brewington	11	10	90	9.0	1	45	8.2
Oliver Martin	11	10	188	18.8	1	45	17.1
Brody Belt	6	7	64	9.1	1	21	10.7
Isaiah Garcia-Castaneda	4	5	120	24.0	1	58	30.0
Nate Boerkircher	11	5	46	9.2	1	19	4.2
Omar Manning	8	4	28	7.0	0	13	3.5
Wyatt Liewer	11	2	18	9.0	0	13	1.6
Rahmir Johnson	9	1	7	7.0	0	7	0.8
Ajay Allen	4	1	9	9.0	0	9	2.3
<b>Total</b>	<b>11</b>	<b>185</b>	<b>2372</b>	<b>12.8</b>	<b>14</b>	<b>72</b>	<b>215.6</b>
<b>Opponents</b>	<b>11</b>	<b>226</b>	<b>2554</b>	<b>11.3</b>	<b>17</b>	<b>46</b>	<b>232.2</b>

### Fumble Returns

Player	no.	yds	avg	td	lg
Stephon Wynn Jr.	1	0	0.0	0	0
Caleb Tannor	1	0	0.0	0	0
Garrett Nelson	1	0	0.0	0	0
Quinton Newsome	1	0	0.0	0	0
<b>Total</b>	<b>4</b>	<b>0</b>	<b>0.0</b>	<b>0</b>	<b>0</b>
<b>Opponents</b>	<b>5</b>	<b>0</b>	<b>0.0</b>	<b>1</b>	<b>0</b>

## 2022 INDIVIDUAL STATISTICS

### Scoring

Player			PAT							pts
	td	fg	kick	rush	rcv	pass	dxp	saf		
Timmy Bleekrode	-	8-10	31-32	-	-	-	-	-	-	55
Trey Palmer	7	-	-	-	-	-	-	-	-	42
Anthony Grant	6	-	-	-	-	-	-	-	-	36
Casey Thompson	5	-	-	-	-	-	-	-	-	30
Chubba Purdy	2	-	-	-	-	-	-	-	-	12
Travis Vokolek	2	-	-	-	-	-	-	-	-	12
Jaquez Yant	2	-	-	-	-	-	-	-	-	12
Ajay Allen	2	-	-	-	-	-	-	-	-	12
Brody Belt	1	-	-	-	-	-	-	-	-	6
Chancellor Brewington	1	-	-	-	-	-	-	-	-	6
Oliver Martin	1	-	-	-	-	-	-	-	-	6
Isaiah Garcia-Castaneda	1	-	-	-	-	-	-	-	-	6
Nate Boerkircher	1	-	-	-	-	-	-	-	-	6
Malcolm Hartzog	1	-	-	-	-	-	-	-	-	6
<b>Total</b>	<b>32</b>	<b>8-11</b>	<b>31-32</b>	<b>0</b>	<b>0</b>	<b>0</b>	<b>0</b>	<b>0</b>	<b>0</b>	<b>247</b>
<b>Opponents</b>	<b>39</b>	<b>15-20</b>	<b>35-37</b>	<b>0</b>	<b>0</b>	<b>0</b>	<b>0</b>	<b>0</b>	<b>0</b>	<b>314</b>

### Field Goals

Player	fg	pct.	01-19	20-29	30-39	40-49	50-99	lg	blk
Timmy Bleekrode	8-10	80.0	0-0	4-4	2-3	2-2	0-1	46	0
Brendan Franke	0-1	0.0	0-0	0-0	0-0	0-0	0-1	0	0
<b>Opponents</b>	<b>15-20</b>	<b>75.0</b>	<b>1-1</b>	<b>3-3</b>	<b>6-9</b>	<b>5-6</b>	<b>0-1</b>	<b>49</b>	<b>0</b>

### FG Sequence

Team Name	Nebraska	Opponents
Northwestern	56	(35),36
North Dakota	37,(46)	(23)
Ga. Southern	52	(19)
Purdue	(36),(43),(22)	(37),(37),41,(34)
Illinois	(26)	(36),(41)
Minnesota	(24),(26)	(47),(49)
Michigan	(37)	(30),(43)
Oklahoma		39
Rutgers		(25),(40),58
Wisconsin		39,(25)

Numbers in (parentheses) indicate field goal was made

### Total Offense

Player	g	plays	rush	pass	total	avg/g
Casey Thompson	9	295	-6	2129	2123	235.9
Anthony Grant	11	204	909	0	909	82.6
Chubba Purdy	6	72	73	147	220	36.7
Ajay Allen	4	33	190	0	190	47.5
Logan Smothers	5	31	28	96	124	24.8
Gabe Ervin Jr.	7	18	92	0	92	13.1
Trey Palmer	11	4	68	0	68	6.2
Jaquez Yant	6	20	56	0	56	9.3
Rahmir Johnson	9	7	33	0	33	3.7
Cooper Jewett	11	2	6	0	6	0.5
Alante Brown	11	1	-1	0	-1	-0.1
Team	11	0	-19	0	-19	-1.7
<b>Total</b>	<b>11</b>	<b>696</b>	<b>1429</b>	<b>2372</b>	<b>3801</b>	<b>345.5</b>
<b>Opponents</b>	<b>11</b>	<b>835</b>	<b>2145</b>	<b>2554</b>	<b>4699</b>	<b>427.2</b>

### Punting

Player	no.	yds	avg	lg	tb	fc	i20	50+	blk
Brian Buschini	62	2761	44.5	74	5	22	12	16	0
Timmy Bleekrode	1	51	51.0	51	0	0	0	1	0
Team	1	0	0.0	0	0	0	0	0	1
<b>Total</b>	<b>64</b>	<b>2812</b>	<b>43.9</b>	<b>74</b>	<b>5</b>	<b>22</b>	<b>12</b>	<b>17</b>	<b>1</b>
<b>Opponents</b>	<b>55</b>	<b>2183</b>	<b>39.7</b>	<b>61</b>	<b>5</b>	<b>32</b>	<b>24</b>	<b>11</b>	<b>3</b>

### Kickoffs

Player	no.	yds	avg	tb	ob	retn	net	ydIn
Brendan Franke	49	3076	62.8	34	0			
<b>Total</b>	<b>49</b>	<b>3076</b>	<b>62.8</b>	<b>34</b>	<b>0</b>	<b>12</b>	<b>39.8</b>	<b>25</b>
<b>Opponents</b>	<b>66</b>	<b>3948</b>	<b>59.8</b>	<b>31</b>	<b>0</b>	<b>26</b>	<b>39.7</b>	<b>25</b>

## 2022 INDIVIDUAL STATISTICS

### All Purpose

Player	g	rush	rcv	pr	kr	ir	total	avg/g
Anthony Grant	11	909	91	0	47	0	1047	95.2
Trey Palmer	11	68	878	36	62	0	1044	94.9
Marcus Washington	11	0	419	0	0	0	419	38.1
Travis Vokolek	9	0	240	0	0	0	240	26.7
Tommi Hill	11	0	0	0	221	0	221	20.1
Ajay Allen	4	190	9	0	0	0	199	49.8
Oliver Martin	11	0	188	0	0	0	188	17.1
Alante Brown	11	-1	174	0	0	0	173	15.7
Isaiah Garcia-Castaneda	4	0	120	0	0	0	120	30.0
Gabe Ervin Jr.	7	92	0	0	0	0	92	13.1
Chancellor Brewington	11	0	90	0	0	0	90	8.2
Zach Weinmaster	11	0	0	0	85	0	85	7.7
Chubba Purdy	6	73	0	0	0	0	73	12.2
Brody Belt	6	0	64	0	0	0	64	10.7
Jaquez Yant	6	56	0	0	0	0	56	9.3
Malcolm Hartzog	11	0	0	30	0	23	53	4.8
Nate Boerkircher	11	0	46	0	0	0	46	4.2
Rahmir Johnson	9	33	7	0	0	0	40	4.4
Logan Smothers	5	28	0	0	0	0	28	5.6
Omar Manning	8	0	28	0	0	0	28	3.5
Wyatt Liewer	11	0	18	0	0	0	18	1.6
Chris Kolarevic	11	0	0	0	18	0	18	1.6
Myles Farmer	10	0	0	0	0	17	17	1.7
Cooper Jewett	11	6	0	0	0	0	6	0.5
Casey Thompson	9	-6	0	0	0	0	-6	-0.7
Team	11	-19	0	0	0	0	-19	-1.7
<b>Total</b>	<b>11</b>	<b>1429</b>	<b>2372</b>	<b>66</b>	<b>433</b>	<b>40</b>	<b>4340</b>	<b>394.5</b>
<b>Opponents</b>	<b>11</b>	<b>2145</b>	<b>2554</b>	<b>181</b>	<b>208</b>	<b>120</b>	<b>5208</b>	<b>473.5</b>

## DEFENSIVE STATISTICS

### Team Defense

##	Player	gp	Tackles			tfl/yds	Sacks	Pass defense		Fumbles		blkd		
			ua	a	tot		no-yds	int-yds	brup	qbh	fr-yds	ff	kick	saf
28	Luke Reimer	10	38	48	86	3.5-7	1-4	1-0	5	1	.	.	.	.
8	Myles Farmer	10	35	33	68	1-3	.	1-17	4	1	.	.	.	.
23	Isaac Gifford	11	40	22	62	4-17	1-7	.	3	2	.	.	.	.
44	Garrett Nelson	11	34	27	61	9-49	5.5-40	.	2	4	1-0	1	.	.
1	Marques Buford Jr.	11	36	23	59	2.5-3	.	2-0	3	1	.	1	.	.
15	Ernest Hausmann	11	30	18	48	2-5	1-3	.	.	.	.	.	.	.
32	Ochaun Mathis	11	23	24	47	5-26	3.5-23	.	2	3	.	.	.	.
82	Colton Feist	11	17	27	44	7-13	0.5-4	.	1	1	.	.	.	.
6	Quinton Newsome	11	24	17	41	3-17	1-12	.	8	1	1-0	.	.	.
2	Caleb Tanner	11	22	17	39	4-20	1.5-16	.	2	6	1-0	.	.	.
42	Nick Henrich	5	15	22	37	3-4	.	.	.	1	.	.	.	.
5	Eteva Mauga-Clements	11	10	22	32	0.5-0	.	.	.	.	.	.	.	.
31	Chris Kolarevic	11	10	22	32	1-2	.	.	.	1	.	.	1	.
90	Stephon Wynn Jr.	11	7	15	22	0.5-0	.	.	1	1	1-0	.	.	.
99	Ty Robinson	11	12	10	22	3-16	2-14	.	.	.	.	.	.	.
13	Malcolm Hartzog	11	11	10	21	1-2	.	3-23	2	.	.	.	.	.
2	Tommi Hill	11	10	7	17	.	.	.	4	1	.	.	.	.
72	Nash Hutmacher	11	4	10	14	0.5-1	.	.	.	.	.	.	.	.
91	Devin Drew	11	2	10	12	1-3	1-3	.	1	2	.	.	.	.
37	Phalen Sanford	11	7	4	11	.	.	.	.	.	.	.	1	.
10	Jimari Butler	11	4	4	8	1.5-1	.	.	1	.	.	.	.	.
24	Brandon Moore	10	4	2	6	.	.	1-0	.	.	.	1	.	.
33	Javin Wright	10	3	3	6	.	.	.	.	.	.	.	1	.
11	Braxton Clark	7	4	1	5	.	.	.	1	.	.	.	.	.
29	Cooper Jewett	11	3	2	5	.	.	.	.	.	.	.	.	.
97	Blaise Gunnerson	11	1	3	4	.	.	.	.	.	.	.	.	.
12	Omar Brown	10	1	3	4	.	.	.	.	.	.	.	.	.
3	Trey Palmer	11	3	.	3	.	.	.	.	.	.	.	.	.
9	DeShon Singleton	11	1	2	3	.	.	.	.	.	.	.	.	.
82	Chancellor Brewington	11	1	2	3	.	.	.	.	.	.	.	.	.
17	Ty Hahn	10	2	1	3	.	.	.	.	.	.	.	.	.
52	Mosai Newsom	8	1	2	3	.	.	.	.	.	.	.	.	.
25	Javier Morton	7	1	1	2	.	.	.	.	.	.	.	.	.
55	Brady Weas	11	1	1	2	.	.	.	.	.	.	.	.	.
11	Casey Thompson	9	2	.	2	.	.	.	.	.	.	.	.	.
89	Oliver Martin	11	1	.	1	.	.	.	.	.	.	.	.	.
35	John Bullock	9	1	.	1	.	.	.	.	.	.	.	.	.
95	Brian Buschini	11	1	.	1	.	.	.	.	.	.	.	.	.
57	Ethan Piper	9	.	1	1	.	.	.	.	.	.	.	.	.
7	Tamon Lynam	3	1	.	1	.	.	.	.	.	.	.	.	.
59	Henry Lutovsky	10	1	.	1	.	.	.	.	.	.	.	.	.
16	Zach Weinmaster	11	1	.	1	.	.	.	.	.	.	.	.	.
<b>Totals</b>		<b>11</b>	<b>425</b>	<b>416</b>	<b>841</b>	<b>53-189</b>	<b>18-126</b>	<b>8-40</b>	<b>40</b>	<b>26</b>	<b>4-0</b>	<b>3</b>	<b>3</b>	<b>0</b>
Opponents		11	391	260	651	59-300	31-231	13-120	30	21	5-0	8	2	0

### SPECIAL TEAMS TACKLES

SPECIAL TEAMS TACKLES	UA-A/TOT	NW	UND	GS	OU	IND	RUT	PUR	ILL	MINN	MICH	WIS	IOWA
Isaac Gifford	5-0/5	-	-	-	1-0/1	-	1-0/1	2-0/2	1-0/1	-	-	-	-
Cooper Jewett	3-2/5	2-0/2	-	0-1/1	-	-	-	-	-	1-1/2	-	-	-
Chris Kolarevic	2-3/5	-	-	-	-	-	1-1/2	-	-	1-1/2	-	0-1/1	-
Ty Hahn	2-1/3	-	-	-	-	1-0/1	-	1-0/1	-	-	-	-	0-1/1
Eteva Mauga-Clements	1-2/3	-	-	-	-	-	-	-	-	1-0/1	0-1/1	0-1/1	-
Phalen Sanford	1-2/3	-	-	0-1/1	-	-	-	-	-	-	1-1/2	-	-
Javier Morton	1-1/2	-	-	-	-	-	-	-	-	-	1-0/1	0-1/1	-
Chancellor Brewington	0-1/1	-	-	-	0-1/1	-	-	-	-	-	-	-	-
Luke Reimer	0-1/1	-	-	-	0-1/1	-	-	-	-	-	-	-	-
Brian Buschini	1-0/1	-	-	-	1-0/1	-	-	-	-	-	-	-	-
Blaise Gunnerson	1-0/1	-	-	-	-	-	1-0/1	-	-	-	-	-	-
Omar Brown	0-1/1	-	-	-	-	-	0-1/1	-	-	-	-	-	-
John Bullock	1-0/1	-	-	-	-	-	-	1-0/1	-	-	-	-	-
Garrett Nelson	1-0/1	-	-	-	-	-	-	-	-	1-0/1	-	-	-
Brady Weas	1-0/1	-	-	-	-	-	-	-	-	-	-	-	-
DeShon Singleton	1-0/1	-	-	-	-	-	-	-	-	-	1-0/1	-	-
Jacob Weinmaster	1-0/1	-	-	-	-	-	-	-	-	-	1-0/1	-	-



# INDIVIDUAL OFFENSE GAME BY GAME

## RUSHING/RECEIVING

### Rushing

Player	No-Yds/TD	NU	UND	GS	OU	IND	RU	Purdue	Illini	MINN	Mich	Wisc
Anthony Grant	204-909/6	19-101/2	23-189/2	27-138/1	13-36/0	32-136/0	19-47/0	11-35/1	12-61/0	21-115/0	11-22/0	16-29/0
Casey Thompson	51--6/5	3--18/1	6--2/0	10-31/3	5--30/0	6--32/1	2-3/0	6--1/0	2-10/0	DNP	DNP	11-33/0
Ajay Allen	33-190/2	3-7/0	11-58/1	8-76/1	11-49/0	DNP	DNP	DNP	DNP	DNP	DNP	DNP
Chubba Purdy	24-73/2	DNP	DNP	DNP	5-29/1	2--10/0	1-2/0	DNP	5--11/0	6-24/1	5-39/0	DNP
Jaquez Yant	20-56/2	3-5/0	DNP	DNP	4-19/0	2-3/1	4-22/0	4-11/1	3--4/0	DNP	DNP	DNP
Gabe Ervin Jr.	18-92/0	-	1--1/0	1-2/0	7-60/0	6-21/0	DNP	DNP	DNP	DNP	2-6/0	1-4/0
Logan Smothers	12-28/0	1-7/0	DNP	1-10/0	DNP	DNP	DNP	DNP	2-6/0	4-4/0	4-1/0	DNP
Rahmir Johnson	7-33/0	-	-	-	-	DNP	DNP	DNP	1-17/0	4-3/0	2-13/0	-
Trey Palmer	4-68/0	2-8/0	-	-	-	-	1-0/0	1-60/0	-	-	-	-
Cooper Jewett	2-6/0	-	-	-	-	-	-	-	-	-	2-6/0	-
Alante Brown	1--1/0	-	-	-	-	-	1--1/0	-	-	-	-	-

### Receiving

Player	No-Yds/TD	NU	UND	GS	OU	IND	RU	Purdue	Illini	MINN	Mich	Wisc
Trey Palmer	62-878/7	8-68/0	4-82/0	6-81/0	10-92/1	8-157/1	4-64/1	7-237/2	1-1/0	5-37/0	5-12/0	4-47/2
Marcus Washington	28-419/0	2-27/0	2-31/0	6-123/0	2-17/0	2-15/0	4-53/0	3-30/0	1-8/0	2-63/0	2-36/0	2-16/0
Travis Vokolek	20-240/2	5-63/0	DNP	DNP	1-2/0	1-11/0	6-46/1	3-38/0	1-56/1	1-4/0	-	2-20/0
Anthony Grant	16-91/0	1-16/0	1-0/0	-	-	1-1/0	6-34/0	2-4/0	3-27/0	1-5/0	1-4/0	-
Alante Brown	14-174/0	3-32/0	2-27/0	3-28/0	1-11/0	1-14/0	1-2/0	-	2-47/0	-	1-13/0	-
Oliver Martin	10-188/1	-	-	2-36/0	1-18/0	3-65/1	2-16/0	1-45/0	-	-	-	1-8/0
Chancellor Brewington	10-90/1	-	1-5/1	1--4/0	1-6/0	1-5/0	1-17/0	-	2-45/0	1-5/0	-	2-11/0
Brody Belt	7-64/1	2-29/0	-	2-24/1	2-9/0	1-2/0	DNP	DNP	-	DNP	DNP	DNP
Isaiah Garcia-Castaneda	5-120/1	4-120/1	-	-	1-0/0	DNP	DNP	DNP	DNP	DNP	DNP	DNP
Nate Boerkircher	5-46/1	-	2-32/1	-	1-4/0	-	-	-	1-4/0	-	1-6/0	-
Omar Manning	4-28/0	DNP	2-16/0	1-8/0	-	-	-	DNP	DNP	-	-	1-4/0
Wyatt Liewer	2-18/0	-	-	1-13/0	1-5/0	-	-	-	-	-	-	-
Ajay Allen	1-9/0	-	-	1-9/0	-	DNP	DNP	DNP	DNP	DNP	DNP	DNP
Rahmir Johnson	1-7/0	-	-	-	-	DNP	DNP	-	-	1-7/0	-	-

## PASSING

#6 Chubba Purdy	Comp	Att	Int	Pct	Yards	TD	Long	Sacked	Effic.
Oklahoma	7	11	1	63.6	35	0	18	0-0	72.2
Rutgers	0	1	0	0.0	0	0	0	0-0	0.0
Illinois	3	8	1	37.5	15	0	8	2-16	28.3
Minnesota	6	16	1	37.5	41	0	10	2-6	46.5
Michigan	6	12	0	50.0	56	0	30	1-1	89.2
<b>Totals</b>	<b>22</b>	<b>48</b>	<b>3</b>	<b>45.8</b>	<b>147</b>	<b>0</b>	<b>30</b>	<b>6-33</b>	<b>59.1</b>

#8 Logan Smothers	Comp	Att	Int	Pct	Yards	TD	Long	Sacked	Effic.
Illinois	1	1	0	100.0	1	0	1	0-0	108.4
Minnesota	5	10	0	50.0	80	0	32	2-3	117.2
Michigan	4	8	0	50.0	15	0	8	1-4	65.8
<b>Totals</b>	<b>10</b>	<b>19</b>	<b>0</b>	<b>52.6</b>	<b>96</b>	<b>0</b>	<b>32</b>	<b>3-7</b>	<b>95.1</b>

#11 Casey Thompson	Comp	Att	Int	Pct	Yards	TD	Long	Sacked	Effic.
Northwestern	25	42	2	59.5	355	1	58	2-19	128.9
North Dakota	14	21	1	66.7	193	2	35	3-27	165.8
Ga. Southern	23	34	0	67.6	318	1	33	2-11	155.9
Oklahoma	14	20	0	70.0	129	1	32	4-32	140.7
Indiana	18	27	1	66.7	270	2	71	3-38	167.7
Rutgers	24	36	2	66.7	232	2	27	1-6	128.0
Purdue	16	29	2	55.2	354	2	72	4-38	166.7
Illinois	7	15	2	46.7	172	1	56	0-0	138.3
Wisconsin	12	20	0	60.0	106	2	19	3-20	137.5
<b>Totals</b>	<b>153</b>	<b>244</b>	<b>10</b>	<b>62.7</b>	<b>2129</b>	<b>14</b>	<b>72</b>	<b>22-191</b>	<b>146.7</b>

## SPECIAL TEAMS RETURNS

### Punt Returns

Player	No-Yds	NU	UND	GS	OU	IND	RU	Purdue	Illini	MINN	Mich	Wisc
Trey Palmer	4-36	-	-	-	1--1	3-37	-	-	-	-	-	-

### Kick Returns

Player	No-Yds	NU	UND	GS	OU	IND	RU	Purdue	Illini	MINN	Mich	Wisc
Tommi Hill	12-221	-	-	-	-	-	1-22	4-91	1-18	-	3-51	3-39
Zach Weinmaster	5-85	-	1-15	1-18	-	-	-	1-20	1-14	-	-	1-18
Trey Palmer	3-62	2-42	-	1-20	-	-	-	-	-	-	-	-
Anthony Grant	3-47	1-20	1-7	1-20	-	-	-	-	-	-	-	-
Chris Kolarevic	2-18	-	-	-	-	-	2-18	-	-	-	-	-





## TEAM GAME BY GAME

Date	Opponent	Rushing				Receiving				Passing				Kick Returns				Punt Returns				tot off
		no.	yds	td	lg	no.	yds	td	lg	cmp-att-int	yds	td	lg	no.	yds	td	lg	no.	yds	td	lg	
08/27/2022	vs Northwestern	31	110	3	46	25	355	1	58	25-42-2	355	1	58	3	62	0	25	0	0	0	0	465
09/03/2022	North Dakota	41	244	3	46	14	193	2	35	14-21-1	193	2	35	2	22	0	15	0	0	0	0	437
09/10/2022	Ga. Southern	47	257	5	23	23	318	1	33	23-34-0	318	1	33	3	58	0	20	0	0	0	0	575
09/17/2022	Oklahoma	45	163	1	14	21	164	1	32	21-31-1	164	1	32	0	0	0	0	1	-1	0	0	327
10/01/2022	Indiana	51	115	2	17	18	270	2	71	18-27-1	270	2	71	0	0	0	0	3	67	1	30	385
10/07/2022	at Rutgers	29	72	0	10	24	232	2	27	24-37-2	232	2	27	3	40	0	22	0	0	0	0	304
10/15/2022	at Purdue	23	122	2	60	16	354	2	72	16-29-2	354	2	72	5	111	0	32	0	0	0	0	476
10/29/2022	Illinois	25	60	0	22	11	188	1	56	11-24-3	188	1	56	2	32	0	18	0	0	0	0	248
11/05/2022	Minnesota	35	146	1	36	11	121	0	32	11-26-1	121	0	32	0	0	0	0	0	0	0	0	267
11/12/2022	at Michigan	29	75	0	13	10	71	0	30	10-20-0	71	0	30	3	51	0	19	0	0	0	0	146
11/19/2022	Wisconsin	29	65	0	14	12	106	2	19	12-20-0	106	2	19	4	57	0	18	0	0	0	0	171
<b>Nebraska</b>		<b>385</b>	<b>1429</b>	<b>17</b>	<b>60</b>	<b>185</b>	<b>2372</b>	<b>14</b>	<b>72</b>	<b>185-311-13</b>	<b>2372</b>	<b>14</b>	<b>72</b>	<b>25</b>	<b>433</b>	<b>0</b>	<b>32</b>	<b>4</b>	<b>66</b>	<b>1</b>	<b>30</b>	<b>3801</b>
<b>Opponents</b>		<b>466</b>	<b>2145</b>	<b>21</b>	<b>67</b>	<b>226</b>	<b>2554</b>	<b>17</b>	<b>46</b>	<b>226-369-8</b>	<b>2554</b>	<b>17</b>	<b>46</b>	<b>12</b>	<b>208</b>	<b>0</b>	<b>31</b>	<b>18</b>	<b>181</b>	<b>0</b>	<b>34</b>	<b>4699</b>

### Nebraska Averages

Games	Avg/ rush	Avg/ catch	Pass effic	KR avg	PR avg	All purpose avg/game	Total offense avg/game
11	3.7	12.8	130.0	17.3	16.5	394.5	345.5

Date	Opponent	Tackles			Sacks no-yds	Fumble ff fr-yds	Pass Defense			blkd kick	PAT attempts			off				
		ua	a	total			tfl-yds	int-yds	qbh		brup	kick	rush	rcv	saf	t/o	pts	
08/27/2022	vs Northwestern	43	40	83	2.0-4	0-0	1	1-0	0-0	1	4	0	4-4	0	0	0	7	28
09/03/2022	North Dakota	39	34	73	4.0-14	2-8	1	1-0	0-0	5	6	1	5-5	0	0	0	0	38
09/10/2022	Ga. Southern	38	42	80	3.0-3	0-0	0	0-0	2-0	6	8	0	6-6	0	0	0	14	42
09/17/2022	Oklahoma	46	34	80	5.0-12	2-7	0	1-0	0-0	3	1	0	2-2	0	0	0	0	14
10/01/2022	Indiana	28	24	52	6.0-32	3-26	0	0-0	1-0	6	8	1	5-5	0	0	0	0	35
10/07/2022	at Rutgers	28	44	72	7.0-20	3-16	0	0-0	3-17	0	3	0	2-2	0	0	0	7	14
10/15/2022	at Purdue	52	32	<b>84</b>	2.0-5	0-0	0	0-0	1-0	0	3	1	4-4	0	0	0	0	37
10/29/2022	Illinois	32	54	86	8.0-28	2-19	0	1-0	0-0	0	0	0	0-1	0	0	0	0	9
11/05/2022	Minnesota	35	44	79	8.0-36	3-26	0	0-0	0-0	3	2	0	1-1	0	0	0	0	13
11/12/2022	at Michigan	49	26	75	4.0-15	2-11	1	0-0	0-0	2	3	0	0-0	0	0	0	0	3
11/19/2022	Wisconsin	35	42	77	4.0-20	1-13	0	0-0	1-23	0	2	0	2-2	0	0	0	7	14
<b>Nebraska</b>		<b>425</b>	<b>416</b>	<b>841</b>	<b>53.0-189</b>	<b>18-126</b>	<b>3</b>	<b>4-0</b>	<b>8-40</b>	<b>26</b>	<b>40</b>	<b>3</b>	<b>31-32</b>	<b>0</b>	<b>0</b>	<b>0</b>	<b>35</b>	<b>247</b>
<b>Opponents</b>		<b>391</b>	<b>260</b>	<b>651</b>	<b>59.0-300</b>	<b>31-231</b>	<b>8</b>	<b>5-0</b>	<b>13-120</b>	<b>21</b>	<b>30</b>	<b>2</b>	<b>35-37</b>	<b>0</b>	<b>0</b>	<b>0</b>	<b>50</b>	<b>314</b>

Date	Opponent	Punting							Field Goals				Kickoffs					
		no.	yds	avg	long	blkd	tb	fc	50+	i20	md-att	long	blkd	no.	yds	avg	tb	ob
08/27/2022	vs Northwestern	6	283	47.2	50	0	0	4	1	4	0-1	0	0	4	252	63.0	2	0
09/03/2022	North Dakota	2	84	42.0	46	0	0	2	0	1	1-2	46	0	7	400	57.1	5	0
09/10/2022	Ga. Southern	4	202	50.5	65	0	1	1	2	0	0-1	0	0	7	452	64.6	5	0
09/17/2022	Oklahoma	7	296	42.3	51	0	0	2	1	1	0-0	0	0	3	195	65.0	3	0
10/01/2022	Indiana	8	313	39.1	54	0	0	1	1	3	0-0	0	0	6	387	64.5	5	0
10/07/2022	at Rutgers	8	281	35.1	49	1	0	4	0	1	0-0	0	0	3	182	60.7	2	0
10/15/2022	at Purdue	4	168	42.0	53	0	1	1	2	0	3-3	43	0	7	443	63.3	5	0
10/29/2022	Illinois	6	289	48.2	55	0	0	3	3	1	1-1	26	0	3	195	65.0	3	0
11/05/2022	Minnesota	6	333	55.5	61	0	1	1	5	0	2-2	26	0	4	254	63.5	1	0
11/12/2022	at Michigan	7	302	43.1	54	0	1	1	1	0	1-1	37	0	2	121	60.5	0	0
11/19/2022	Wisconsin	6	261	43.5	74	0	1	2	1	1	0-0	0	0	3	195	65.0	3	0
<b>Nebraska</b>		<b>64</b>	<b>2812</b>	<b>43.9</b>	<b>74</b>	<b>1</b>	<b>5</b>	<b>22</b>	<b>17</b>	<b>12</b>	<b>8-11</b>	<b>46</b>	<b>0</b>	<b>49</b>	<b>3076</b>	<b>62.8</b>	<b>34</b>	<b>0</b>
<b>Opponents</b>		<b>55</b>	<b>2183</b>	<b>39.7</b>	<b>61</b>	<b>3</b>	<b>5</b>	<b>32</b>	<b>11</b>	<b>24</b>	<b>15-20</b>	<b>49</b>	<b>0</b>	<b>66</b>	<b>3948</b>	<b>59.8</b>	<b>31</b>	<b>0</b>





## OPPONENT GAME BY GAME

Date	Opponent	Rushing				Receiving				Passing				Kick Returns				Punt Returns				tot off		
		no.	yds	td	lg	no.	yds	td	lg	cmp	att	int	yds	td	lg	no.	yds	td	lg	no.	yds		td	lg
08/27/2022	vs Northwestern	47	214	2	21	27	314	2	41	27	38	0	314	2	41	1	18	0	18	0	0	0	0	528
09/03/2022	North Dakota	33	175	1	63	24	131	1	15	24	37	0	131	1	15	2	8	0	12	0	0	0	0	306
09/10/2022	Ga. Southern	30	233	5	67	37	409	1	37	37	56	2	409	1	37	1	21	0	21	0	0	0	0	642
09/17/2022	Oklahoma	54	312	4	61	19	268	3	38	19	30	0	268	3	38	0	0	0	0	4	61	0	34	580
10/01/2022	Indiana	23	67	1	34	22	223	1	28	22	44	1	223	1	28	1	21	0	21	0	0	0	0	290
10/07/2022	at Rutgers	38	115	1	21	12	233	0	43	12	30	3	233	0	43	1	24	0	24	2	19	0	12	348
10/15/2022	at Purdue	47	217	1	18	35	391	4	32	35	54	1	391	4	32	2	18	0	9	2	16	0	15	608
10/29/2022	Illinois	48	188	1	21	20	179	2	46	20	22	0	179	2	46	0	0	0	0	1	24	0	24	367
11/05/2022	Minnesota	45	125	2	16	12	175	0	45	12	20	0	175	0	45	2	43	0	25	3	28	0	14	300
11/12/2022	at Michigan	49	264	2	17	10	148	2	29	10	20	0	148	2	29	2	55	0	31	4	11	0	9	412
11/19/2022	Wisconsin	52	235	1	22	8	83	1	27	8	18	1	83	1	27	0	0	0	0	2	22	0	13	318
<b>Opponents</b>		<b>466</b>	<b>2145</b>	<b>21</b>	<b>67</b>	<b>226</b>	<b>2554</b>	<b>17</b>	<b>46</b>	<b>226</b>	<b>369</b>	<b>8</b>	<b>2554</b>	<b>17</b>	<b>46</b>	<b>12</b>	<b>208</b>	<b>0</b>	<b>31</b>	<b>18</b>	<b>181</b>	<b>0</b>	<b>34</b>	<b>4699</b>
<b>Nebraska</b>		<b>385</b>	<b>1429</b>	<b>17</b>	<b>60</b>	<b>185</b>	<b>2372</b>	<b>14</b>	<b>72</b>	<b>185</b>	<b>311</b>	<b>13</b>	<b>2372</b>	<b>14</b>	<b>72</b>	<b>25</b>	<b>433</b>	<b>0</b>	<b>32</b>	<b>4</b>	<b>66</b>	<b>1</b>	<b>30</b>	<b>3801</b>

### Opponents Averages

Games	Avg/ rush	Avg/ catch	Pass effic	KR avg	PR avg	All purpose avg/game	Total offense avg/game
11	4.6	11.3	130.3	17.3	10.1	473.5	427.2

Date	Opponent	Tackles			Sacks no-yds	Fumble ff fr-yds	Pass Defense			blkd kick	PAT attempts			off				
		ua	a	total			tfl-yds	int-yds	qbh		brup	kick	rush	rcv	saf	t/o	pts	
08/27/2022	vs Northwestern	43	16	59	4.0-24	2-19	1	1-0	2-33	3	5	0	4-4	0	0	0	7	31
09/03/2022	North Dakota	29	38	67	5.0-30	3-27	1	1-0	1-15	0	2	0	2-2	0	0	0	7	17
09/10/2022	Ga. Southern	45	36	81	3.0-15	2-11	0	0-0	0-0	1	0	0	6-6	0	0	0	0	45
09/17/2022	Oklahoma	40	42	82	9.0-56	4-32	2	1-0	1-0	1	3	0	7-7	0	0	0	7	49
10/01/2022	Indiana	48	22	70	8.0-54	4-48	2	1-0	1-0	3	3	0	3-3	0	0	0	0	21
10/07/2022	at Rutgers	36	32	68	3.0-9	1-6	0	0-0	2-2	2	4	1	1-1	0	0	0	0	13
10/15/2022	at Purdue	33	8	41	5.0-41	4-38	1	0-0	2-15	2	2	0	4-5	0	0	0	9	43
10/29/2022	Illinois	27	12	39	6.0-22	2-16	1	1-0	3-47	2	3	1	2-3	0	0	0	13	26
11/05/2022	Minnesota	30	20	50	5.0-10	4-9	0	0-0	1-8	3	4	0	2-2	0	0	0	7	20
11/12/2022	at Michigan	27	22	49	2.0-5	2-5	0	0-0	0-0	2	2	0	4-4	0	0	0	0	34
11/19/2022	Wisconsin	33	12	45	9.0-34	3-20	0	0-0	0-0	2	2	0	0-0	0	0	0	0	15
<b>Opponents</b>		<b>391</b>	<b>260</b>	<b>651</b>	<b>59.0-300</b>	<b>31-231</b>	<b>8</b>	<b>5-0</b>	<b>13-120</b>	<b>21</b>	<b>30</b>	<b>2</b>	<b>35-37</b>	<b>0</b>	<b>0</b>	<b>0</b>	<b>50</b>	<b>314</b>
<b>Nebraska</b>		<b>425</b>	<b>416</b>	<b>841</b>	<b>53.0-189</b>	<b>18-126</b>	<b>3</b>	<b>4-0</b>	<b>8-40</b>	<b>26</b>	<b>40</b>	<b>3</b>	<b>31-32</b>	<b>0</b>	<b>0</b>	<b>0</b>	<b>35</b>	<b>247</b>

Date	Opponent	Punting							Field Goals			Kickoffs						
		no.	yds	avg	long	blkd	tb	fc	50+	i20	md-att	long	blkd	no.	yds	avg	tb	ob
08/27/2022	vs Northwestern	6	245	40.8	49	0	0	4	0	4	1-2	35	0	6	350	58.3	0	0
09/03/2022	North Dakota	6	191	31.8	59	1	1	3	1	2	1-1	23	0	4	222	55.5	1	0
09/10/2022	Ga. Southern	1	38	38.0	38	0	0	1	0	1	1-1	19	0	8	496	62.0	3	0
09/17/2022	Oklahoma	3	146	48.7	56	0	0	1	2	1	0-1	0	0	8	517	64.6	7	0
10/01/2022	Indiana	11	443	40.3	61	1	0	4	4	3	0-0	0	0	5	260	52.0	4	0
10/07/2022	at Rutgers	7	293	41.9	51	0	1	6	1	5	2-3	40	0	4	192	48.0	0	0
10/15/2022	at Purdue	2	55	27.5	40	1	1	0	0	0	3-4	37	0	9	552	61.3	4	0
10/29/2022	Illinois	6	264	44.0	52	0	2	3	2	2	2-2	41	0	6	385	64.2	4	0
11/05/2022	Minnesota	6	222	37.0	45	0	0	5	0	3	2-2	49	0	5	325	65.0	5	0
11/12/2022	at Michigan	3	119	39.7	45	0	0	2	0	1	2-2	43	0	7	425	60.7	3	0
11/19/2022	Wisconsin	4	167	41.8	52	0	0	3	1	2	1-2	25	0	4	224	56.0	0	0
<b>Opponents</b>		<b>55</b>	<b>2183</b>	<b>39.7</b>	<b>61</b>	<b>3</b>	<b>5</b>	<b>32</b>	<b>11</b>	<b>24</b>	<b>15-20</b>	<b>49</b>	<b>0</b>	<b>66</b>	<b>3948</b>	<b>59.8</b>	<b>31</b>	<b>0</b>
<b>Nebraska</b>		<b>64</b>	<b>2812</b>	<b>43.9</b>	<b>74</b>	<b>1</b>	<b>5</b>	<b>22</b>	<b>17</b>	<b>12</b>	<b>8-11</b>	<b>46</b>	<b>0</b>	<b>49</b>	<b>3076</b>	<b>62.8</b>	<b>34</b>	<b>0</b>



# TEAM COMPARISON

Opponent	Score	First Downs				Pen	Rushing		Passing		Total Offense Plays-Yards	Return Yards	Turn-Overs
		Total	Rush	Pass	Pen		Number-Yards	Comp-Att.-Int	Yards				
Northwestern	28-31	23 / 25	4 / 11	16 / 14	3 / 0	31-110 / 47-214		25-42-2 / 27-38-0		355 / 314	62 / 51	3 / 1	
North Dakota	38-17	26 / 18	15 / 10	9 / 6	2 / 2	41-244 / 33-175		14-21-1 / 24-37-0		193 / 131	22 / 23	2 / 1	
Ga. Southern	42-45	33 / 34	17 / 9	16 / 21	0 / 4	47-257 / 30-233		23-34-0 / 37-56-2		318 / 409	58 / 21	0 / 2	
Oklahoma	14-49	21 / 31	11 / 14	7 / 16	3 / 1	45-163 / 54-312		21-31-1 / 19-30-0		164 / 268	-1 / 61	2 / 1	
Indiana	35-21	22 / 14	7 / 2	12 / 10	3 / 2	51-115 / 23-67		18-27-1 / 22-44-1		270 / 223	67 / 21	2 / 1	
Rutgers	14-13	18 / 14	4 / 6	11 / 8	3 / 0	29-72 / 38-115		24-37-2 / 12-30-3		232 / 233	57 / 45	2 / 3	
Purdue	37-43	15 / 38	5 / 18	9 / 18	1 / 2	23-122 / 47-217		16-29-2 / 35-54-1		354 / 391	111 / 49	2 / 1	
Illinois	9-26	9 / 18	3 / 8	5 / 9	1 / 1	25-60 / 48-188		11-24-3 / 20-22-0		188 / 179	32 / 71	4 / 1	
Minnesota	13-20	13 / 18	8 / 11	5 / 7	0 / 0	35-146 / 45-125		11-26-1 / 12-20-0		121 / 175	0 / 79	1 / 0	
Michigan	3-34	8 / 27	3 / 20	4 / 6	1 / 1	29-75 / 49-264		10-20-0 / 10-20-0		71 / 148	51 / 66	0 / 0	
Wisconsin	14-15	12 / 21	4 / 15	6 / 6	2 / 0	29-65 / 52-235		12-20-0 / 8-18-1		106 / 83	80 / 22	0 / 1	
<b>Totals</b>	<b>247-314</b>	<b>200 / 258</b>	<b>81 / 124</b>	<b>100 / 121</b>	<b>19 / 13</b>	<b>385-1429 / 466-2145</b>		<b>185-311-13 / 226-369-8</b>		<b>2372 / 2554</b>	<b>696-3801 / 835-4699</b>	<b>539 / 509</b>	<b>18 / 12</b>

Opponents	3rd Down Conversion	4th Down Conversion	Time of Possession	TOP Margin	Avg Yds/Rush	Avg Yds/Pass	Avg Yds/Play	Punting Number-Avg	Penalties Number-Yards	Sacks
North Dakota	6-11 / 6-15	0-0 / 1-2	23:59 / 36:01	-12:02	6.0 / 5.3	9.2 / 3.5	7.0 / 4.4	2-42.0 / 6-31.8	7-45.0 / 6-70.0	2 / 3
Ga. Southern	9-13 / 9-13	0-0 / 2-2	31:56 / 28:04	03:52	5.5 / 7.8	9.4 / 7.3	7.1 / 7.5	4-50.5 / 1-38.0	10-77.0 / 3-15.0	0 / 2
Oklahoma	6-17 / 10-16	0-2 / 1-2	30:24 / 29:36	00:48	3.6 / 5.8	5.3 / 8.9	4.3 / 6.9	7-42.3 / 3-48.7	5-40.0 / 6-65.0	2 / 4
Indiana	7-16 / 2-15	0-0 / 0-1	33:48 / 24:06	09:42	2.3 / 2.9	10.0 / 5.1	4.9 / 4.3	8-39.1 / 11-40.3	12-111.0 / 11-92.0	3 / 4
Rutgers	4-15 / 4-16	1-2 / 0-0	31:40 / 28:20	03:20	2.5 / 3.0	6.3 / 7.8	4.6 / 5.1	8-35.1 / 7-41.9	9-67.0 / 9-97.0	3 / 1
Purdue	3-9 / 9-18	0-0 / 2-2	17:18 / 42:42	-25:24	5.3 / 4.6	12.2 / 7.2	9.2 / 6.0	4-42.0 / 2-27.5	4-40.0 / 2-14.0	0 / 4
Illinois	2-12 / 7-15	0-0 / 0-0	21:47 / 38:13	-16:26	2.4 / 3.9	7.8 / 8.1	5.1 / 5.2	6-48.2 / 6-44.0	3-30.0 / 8-72.0	2 / 2
Minnesota	5-16 / 3-11	1-2 / 0-0	25:19 / 34:41	-09:22	4.2 / 2.8	4.7 / 8.8	4.4 / 4.6	6-55.5 / 6-37.0	2-10.0 / 2-18.0	3 / 4
Michigan	5-15 / 4-10	1-1 / 2-2	24:28 / 35:37	-11:09	2.6 / 5.4	3.6 / 7.4	3.0 / 6.0	7-43.1 / 3-39.7	4-30.0 / 1-15.0	2 / 2
Wisconsin	5-11 / 8-15	0-0 / 0-0	23:03 / 36:57	-13:54	2.2 / 4.5	5.3 / 4.6	3.5 / 4.5	6-43.5 / 4-41.8	2-15.0 / 5-50.0	1 / 3
<b>Totals</b>	<b>61-151 / 69-161</b>	<b>3-7 / 9-12</b>	<b>289:30 / 368:29</b>	<b>-78:59</b>	<b>3.7 / 4.6</b>	<b>7.6 / 6.9</b>	<b>5.5 / 5.6</b>	<b>64-43.9 / 55-39.7</b>	<b>59-470.0 / 61-573.0</b>	<b>18 / 31</b>

# NEBRASKA RED ZONE CHART

## Nebraska Inside Opponent Red-Zone

Date	Opponent	Score	Times		Total Pts	TDs	Rush TDs	Pass TDs	FGs Made	Failed to score inside RZ				
			In RZ	Scored						FGA	Down	Int	Fumb	Half
08/27/2022	vs Northwestern	L 28-31	2	2	14	2	2	0	0	0	0	0	0	0
09/03/2022	North Dakota	W 38-17	5	4	28	4	2	2	0	1	0	0	0	0
09/10/2022	Ga. Southern	L 42-45	5	5	35	5	5	0	0	0	0	0	0	0
09/17/2022	Oklahoma	L 14-49	2	1	7	1	1	0	0	0	1	0	0	0
10/01/2022	Indiana	W 35-21	4	2	14	2	2	0	0	0	0	0	0	0
10/07/2022	at Rutgers	W 14-13	1	1	7	1	0	1	0	0	0	0	0	0
10/15/2022	at Purdue	L 37-43	4	4	20	2	2	0	2	2	0	0	0	0
10/29/2022	Illinois	L 9-26	1	1	3	0	0	0	1	1	0	0	0	0
11/05/2022	Minnesota	L 13-20	3	3	13	1	1	0	2	2	0	0	0	0
11/12/2022	at Michigan	L 3-34	1	1	3	0	0	0	1	1	0	0	0	0
11/19/2022	Wisconsin	L 14-15	2	2	14	2	0	2	0	0	0	0	0	0
<b>Totals</b>	<b>26 of 30 (86.7%)</b>		<b>30</b>	<b>26</b>	<b>158</b>	<b>20</b>	<b>15</b>	<b>5</b>	<b>6</b>	<b>7</b>	<b>1</b>	<b>0</b>	<b>0</b>	<b>0</b>

## Opponents Inside Nebraska Red-Zone

Date	Opponent	Score	Times		Total Pts	TDs	Rush TDs	Pass TDs	FGs Made	Failed to score inside RZ				
			In RZ	Scored						FGA	Down	Int	Fumb	Half
08/27/2022	Northwestern	L 28-31	5	4	24	3	2	1	1	2	0	0	0	0
09/03/2022	North Dakota	W 38-17	3	3	17	2	1	1	1	1	0	0	0	0
09/10/2022	Ga. Southern	L 42-45	6	5	31	4	3	1	1	1	0	0	0	1
09/17/2022	Oklahoma	L 14-49	4	3	21	3	2	1	0	0	0	0	1	0
10/01/2022	Indiana	W 35-21	2	2	14	2	1	1	0	0	0	0	0	0
10/07/2022	Rutgers	W 14-13	1	1	3	0	0	0	1	1	0	0	0	0
10/15/2022	Purdue	L 37-43	7	6	29	3	1	2	3	3	0	0	0	1
10/29/2022	Illinois	L 9-26	3	3	17	2	1	1	1	1	0	0	0	0
11/05/2022	Minnesota	L 13-20	2	2	14	2	2	0	0	0	0	0	0	0
11/12/2022	Michigan	L 3-34	4	4	24	3	2	1	1	1	0	0	0	0
11/19/2022	Wisconsin	L 14-15	3	3	15	2	1	1	1	1	0	0	0	0
<b>Totals</b>	<b>36 of 40 (90.0%)</b>		<b>40</b>	<b>36</b>	<b>209</b>	<b>26</b>	<b>16</b>	<b>10</b>	<b>10</b>	<b>11</b>	<b>0</b>	<b>0</b>	<b>1</b>	<b>1</b>

# NEBRASKA & OPPONENT LONG PLAYS & DRIVE INFORMATION

## LONG SEASON PLAYS (20 OR MORE YARDS)

	[-----NEBRASKA-----]				[-----OPPONENT-----]			
	RUSH	PASS	RET	TOT	RUSH	PASS	RET	TOT
vs. Northwestern	1	4	2	7	2	5	1	8
North Dakota	1	4	0	5	1	0	0	1
Georgia Southern	1	6	2	9	3	5	1	9
Oklahoma	0	2	0	2	4	5	1	10
Indiana	0	4	2	6	1	4	1	6
at Rutgers	0	3	1	4	1	4	1	6
at Purdue	2	6	3	11	0	3	0	3
Illinois	1	3	0	4	1	2	2	5
Minnesota	1	2	0	3	0	2	1	3
at Michigan	0	1	0	1	0	3	1	4
Wisconsin	0	0	1	1	1	2	0	3
<b>TOTALS</b>	<b>7</b>	<b>35</b>	<b>11</b>	<b>53</b>	<b>14</b>	<b>35</b>	<b>9</b>	<b>58</b>

## LONG DRIVE SUPERLATIVES

	NEBRASKA	OPPONENT
Most Yards (Result)	98 Ga. Southern (TD)	82 at Northwestern (TD)
Most Plays (Result)	15 Ga. Southern (TD)	16 North Dakota (TD)
Most Time (Result)	6:05 Indiana (TD)	7:34 Wisconsin (FG)

## NEBRASKA LONG PLAYS (53; 7 RUNS; 35 PASSES; 11 RETURNS)

YDS	OPPONENT	PLAY	RESULT
72	Purdue	Pass (Thompson-Palmer)	Touchdown
71	Indiana	Pass (Thompson-Palmer)	Touchdown
64	Purdue	Pass (Thompson-Palmer)	1st-Goal
60	Purdue	Rush (Palmer)	1st-10
58	Northwestern	Pass (Thompson-Garcia-Castaneda)	1st-10
56	Illinois	Pass (Thompson-Vokolek)	Touchdown
46	Northwestern	Rush (Grant)	Touchdown
46	North Dakota	Rush (Grant)	Touchdown
45	Illinois	Pass (Thompson-Brewington)	1st-10
45	Purdue	Pass (Thompson-Martin)	1st-10
39	Purdue	Pass (Thompson-Palmer)	1st-10
37	Purdue	Pass (Thompson-Palmer)	Touchdown
36	Minnesota	Rush (Grant)	1st-10
35	North Dakota	Pass (Thompson-Palmer)	1st-10
34	Indiana	Pass (Thompson-Palmer)	1st-10
34	Indiana	Pass (Thompson-Martin)	Touchdown
33	Georgia Southern	Pass (Thompson-Washington)	1st-10
32	Northwestern	Pass (Thompson-Garcia-Castaneda)	Touchdown
32	Oklahoma	Pass (Thompson-Palmer)	Touchdown
32	Purdue	KOR (Hill)	1st-10
32	Illinois	Pass (Thompson-Brown)	1st-10
32	Minnesota	Pass (Smothers-Washington)	1st-10
31	Minnesota	Pass (Smothers-Washington)	1st-10
31	North Dakota	Pass (Thompson-Palmer)	1st-10
31	Purdue	Rush (Thompson)	1st-10
30	Michigan	Pass (Purdy-Washington)	1st-10
30	Purdue	Pass (Thompson-Vokolek)	1st-10
30	Indiana	Punt Block (Hartzog)	Touchdown
29	Georgia Southern	Pass (Thompson-Washington)	1st-goal
28	Purdue	KOR (Hill)	1st-10
27	Georgia Southern	Pass (Thompson-Washington)	1st-10
27	Rutgers	Pass (Thompson-Palmer)	Touchdown
26	Georgia Southern	Pass (Thompson-Martin)	1st-10
25	Northwestern	KOR (Palmer)	1st-10
24	Northwestern	Pass (Thompson-Garcia-Castaneda)	Fumble
24	North Dakota	Pass (Thompson-Washington)	1st-10
24	Georgia Southern	Pass (Thompson-Palmer)	1st-10
23	Wisconsin	IR (Hartzog)	1st-10
23	Georgia Southern	Rush (Allen)	1st-10
22	Illinois	Rush (Grant)	1st-10
22	Rutgers	KOR (Hill)	1st-10
21	North Dakota	Pass (Thompson-Brown)	1st-10
21	Northwestern	Pass (Thompson-Vokolek)	1st-10
21	Georgia Southern	Pass (Thompson-Belt)	Touchdown
21	Oklahoma	Pass (Thompson-Palmer)	Fumble
21	Indiana	Pass (Thompson-Martin)	1st-10
21	Rutgers	Pass (Thompson-Washington)	1st-10
20	Rutgers	Pass (Thompson-Palmer)	1st-10
20	Northwestern	KOR (Grant)	1st-10
20	Georgia Southern	KOR (Grant)	1st-10
20	Georgia Southern	KOR (Palmer)	1st-10
20	Indiana	PR (Palmer)	1st-10
20	Purdue	KOR (Weinmaster)	1st-10

## OPPONENT LONG PLAYS (58: 14 RUNS; 35 PASSES; 9 RETURNS)

YDS	OPPONENT	PLAY	RESULT
67	Georgia Southern	Rush (Green)	1st-Goal
63	North Dakota	Rush (Smith)	1st-Goal
61	Oklahoma	Rush (Gabriel)	Touchdown
47	Georgia Southern	Rush (Green)	Touchdown
46	Illinois	Pass (Devito-Williams)	Touchdown
43	Rutgers	Pass (Vedral-Jones)	1st-10
42	Northwestern	IR (Mitchell)	1st-10
41	Northwestern	Pass (Hilinski-Niro III)	Touchdown
41	Minnesota	Pass (Kaliakmanis-Wright)	1st-10
39	Northwestern	Pass (Hilinski-Washington)	1st-10
38	Minnesota	Pass (Kaliakmanis-Wright)	1st-10
38	Oklahoma	Pass (Gabriel-Mims)	1st-10
37	Georgia Southern	Pass (Vantrease-Johnson)	1st-Goal
37	Illinois	IR (S. Brown)	1st-10
35	Georgia Southern	Pass (Vantrease-Burgess)	1st-10
34	Oklahoma	PR (Mims)	1st-10
34	Indiana	Rush (Lucas)	1st-10
34	Rutgers	Pass (Vedral-Ryan)	1st-10
33	Rutgers	Pass (Vedral-Jones)	1st-10
32	Purdue	Pass (O'Connell-Doerue)	1st-10
32	Michigan	KOR (Hanning)	1st-10
31	Purdue	Pass (O'Connell-Jones)	Touchdown
31	Georgia Southern	Pass (Vantrease-Kenerson)	1st-Goal
31	Oklahoma	Rush (Barnes)	1st-10
31	Oklahoma	Pass (Gabriel-Wease)	1st-10
29	Indiana	Pass (Bazelak-Simmons)	1st-10
29	Rutgers	Pass (Simon-Cruickshank)	1st-10
29	Michigan	Pass (McCarthy-Bell)	Fumble
28	Michigan	Pass (McCarthy-Loveland)	1st-10
28	Indiana	Pass (Bazelak-Swinton)	1st-10
28	Purdue	Pass (O'Connell-Sheffield)	Touchdown
27	Wisconsin	Pass (Mertz-Guerendo)	1st-Goal
27	Georgia Southern	Pass (Vantrease-Hood)	1st-10
26	Georgia Southern	Rush (White)	Touchdown
25	Michigan	Pass (McCarthy-Bell)	1st-10
25	Oklahoma	Pass (Gabriel-Farooq)	1st-10
25	Oklahoma	Rush (Gray)	1st-10
25	Oklahoma	Pass (Gabriel-Farooq)	Touchdown
25	Minnesota	KOR (Redding)	1st-10
24	Oklahoma	Pass (Gabriel-Major)	Touchdown
24	Indiana	Pass (Bazelak-Henderson)	1st-10
24	Northwestern	Pass (Hilinski-Hull)	1st-10
24	Rutgers	KOR (Dremel)	1st-10
24	Illinois	PR (Williams)	1st-10
23	Northwestern	Pass (Hilinski-Gordon)	1st-10
22	Wisconsin	Rush (Allen)	1st-10
22	Northwestern	Pass (Hilinski-Washington)	1st-Goal
21	Northwestern	Rush (Porter)	Fumble
21	Northwestern	Rush (Hull)	1st-10
21	Georgia Southern	KOR (Lewis)	1st-10
21	Rutgers	Run (Vedral)	Touchdown
21	Oklahoma	Rush (Gray)	Touchdown
21	Indiana	Pass (Bazelak-Coby)	1st-10
21	Indiana	KOR (Lucas)	1st-10
21	Illinois	Rush (C. Brown)	1st-10
20	Georgia Southern	Pass (Vantrease-Singleton)	1st-10
20	Illinois	Pass (Devito-Reiman)	1st-10
20	Wisconsin	Pass (Merz-Lewis)	1st-10

## GAME-OPENING DRIVES

OPPONENT	[-----NEBRASKA-----]			[-----OPPONENT-----]		
	PTS.	1ST DWN	YDS	PTS.	1ST DWN	YDS
vs. Northwestern	7	4	75	0	2	27
North Dakota	7	3	87	0	4	38
Georgia Southern	0	0	-1	7	5	74
Oklahoma	7	5	77	0	1	12
Indiana	7	2	72	0	0	1
at Rutgers	0	1	20	7	3	75
at Purdue	0	2	27	0	3	43
Illinois	0	2	44	7	3	75
Minnesota	7	4	75	0	0	-9
at Michigan	0	1	34	7	5	80
Wisconsin	0	1	17	0	0	6

## SECOND-HALF OPENING DRIVES

OPPONENT	[-----NEBRASKA-----]			[-----OPPONENT-----]		
	PTS.	1ST DWN	YDS	PTS.	1ST DWN	YDS
vs. Northwestern	7	3	88	0	1	16
North Dakota	7	4	75	0	2	21
Georgia Southern	0	0	9	7	4	75
Oklahoma	0	1	21	7	3	46
Indiana	0	1	19	0	1	19
at Rutgers	7	5	70	0	1	18
at Purdue	7	2	71	0	3	41
Illinois	0	2	22	0	1	14
Minnesota	0	0	4	3	3	46
Michigan	0	1	14	0	2	28
Wisconsin	0	0	0	0	0	6



# NEBRASKA & OPPONENT SCORING DRIVES, MISCELLANEOUS STATS

## SCORING DRIVES

GAME	SCORING DRIVES		[----TIME----]		[---PLAYS---		5 OR LESS	1 OR 0
	DRIVES	TOT	AVG.	TOT	AVG.			
vs. Northwestern	4	11:09	2:47	32	8.0		1	0
North Dakota	6	14:30	2:25	44	7.3		2	0
Georgia Southern	6	25:07	4:11	63	10.5		0	0
Oklahoma	2	7:01	3:30	19	9.5		0	0
Indiana	5	10:59	2:11	26	5.2		3	1
at Rutgers	2	4:24	2:12	10	5.0		1	1
at Purdue	7	9:10	1:18	34	4.9		4	0
Illinois	2	5:39	2:49	14	7.0		1	0
Minnesota	3	13:18	4:26	31	10.3		0	0
at Michigan	1	4:36	4:36	12	12.0		0	0
Wisconsin	2	7:44	3:52	17	8.50		0	0
<b>Season</b>	<b>40</b>	<b>113:37</b>	<b>2:50</b>	<b>302</b>	<b>7.6</b>		<b>12</b>	<b>2</b>
<b>OPPONENTS</b>	<b>53</b>	<b>154:39</b>	<b>2:55</b>	<b>404</b>	<b>7.6</b>		<b>14</b>	<b>0</b>

## PENALTY NUMBERS

	NU PEN.-YDS.	OPP. PEN.-YDS
vs. Northwestern	1-5	6-85
North Dakota	7-45	6-70
Georgia Southern	10-77	3-15
Oklahoma	5-40	6-65
Indiana	12-111	11-92
at Rutgers	9-67	9-97
at Purdue	4-40	2-14
Illinois	3-30	8-72
Minnesota	2-18	2-10
at Michigan	4-30	1-15
Wisconsin	2-15	5-40
<b>TOTALS (AVG/PENALTY)</b>	<b>59-478 (8.1)</b>	<b>59-575 (9.7)</b>
<b>AVG/GAME</b>	<b>5.4-43.5</b>	<b>5.4-52.3</b>

## NEBRASKA SCORING DRIVES

OPPONENT	[----DRIVE----					
	PLAYS	YDS	TIME	SCORE	QTR./TIME	PLAY
Northwestern	8	75	2:19	7-0	1st/12:41	Garcia-Castaneda 32-yd. pass from Thompson
Northwestern	14	80	5:08	14-3	2nd/11:49	Thompson 1-yd. rush
Northwestern	8	88	3:24	21-17	3rd/9:37	Grant 3-yd. rush
Northwestern	2	46	0:18	28-17	3rd/9:09	Grant 46-yd. rush
North Dakota	8	87	2:02	7-0	1st/6:46	Grant 19-yd. rush
North Dakota	6	75	1:48	14-7	13:12/3rd	N. Boerkericher 19-yd. pass from Thompson
North Dakota	5	18	0:56	17-7	8:36/3rd	Bleekrode 46-yd. FG
North Dakota	5	75	1:48	24-17	2:30/3rd	Grant 46-yd. rush
North Dakota	11	89	4:25	31-17	6:35/4th	Allen 14-yd. rush
North Dakota	6	33	3:31	38-18	2:07/4th	Brewington 5-yd. pass from Thompson
Georgia Southern	9	75	3:45	7-7	4:17/1st	Thompson 8-yd. rush
Georgia Southern	10	75	3:41	14-14	13:40/2nd	Belt 21-yd. pass from Thompson
Georgia Southern	10	76	4:33	21-14	8:25/2nd	Grant 4-yd. rush
Georgia Southern	6	75	2:10	28-28	1:50/2nd	Thompson 2-yd. rush
Georgia Southern	13	84	4:59	35-35	3:18/3rd	Allen 7-yd. rush
Georgia Southern	15	98	5:58	42-38	3:05/4th	Thompson 1-yd. rush
Oklahoma	6	77	1:57	7-0	11:19/1st	Palmer 32-yd. pass from Thompson
Oklahoma	13	82	5:04	14-49	3:17/4th	Purdy 8-yd. rush
Indiana	3	72	0:47	7-0	13:17/1st	Martin 34-yd. pass from Thompson
Indiana	0	0	0:00	14-7	10:03/2nd	Hertzog 30-yard blocked punt return
Indiana	8	55	3:08	21-7	5:54/2nd	Yant 1-yd. run
Indiana	3	87	0:59	28-21	13:43/4th	Palmer 71-yd. pass from Thompson
Indiana	12	54	6:05	35-21	6:53/4th	Thompson 1-yd. rush
Rutgers	9	70	4:18	7-13	10:35/3rd	Vokolek 7-yd. pass from Thompson
Rutgers	1	27	0:06	14-13	8:54/4th	Palmer 27-yd. pass from Thompson
Purdue	8	76	2:49	7-10	2nd/13:16	Yant 1-yd. rush
Purdue	6	43	2:10	10-10	2nd/9:01	Bleekrode 36-yd. FG
Purdue	5	50	0:35	13-27	2nd/0:00	Bleekrode 43-yd. FG
Purdue	4	71	1:04	20-27	3rd/13:51	Palmer 37-yd. pass from Thompson
Purdue	6	72	1:05	23-27	3rd/5:17	Bleekrode 22-yd. FG
Purdue	2	75	0:32	30-34	3rd/1:46	Palmer 72-yd. pass from Thompson
Purdue	3	70	0:55	37-43	4th/5:55	Grant 1-yd. rush
Illinois	9	73	3:15	3-6	1st/1:49	Bleekrode 26-yd. FG
Illinois	5	93	2:24	9-6	2nd/9:38	Vokolek 56-yd. pass from Thompson
Minnesota	9	75	4:14	7-0	1st/10:46	Purdy 2-yd. rush
Minnesota	10	50	4:31	10-0	1st/4:18	Bleekrode 24-yd. FG
Minnesota	12	67	4:33	13-20	4th/4:49	Bleekrode 26-yd. FG
Michigan	12	55	4:36	3-14	2nd/4:10	Bleekrode 37-yd. FG
Wisconsin	8	37	3:33	7-0	2nd/6:40	Palmer 11-yd. pass from Thompson
Wisconsin	9	79	4:11	14-3	3nd/0:34	Palmer 19-yd. pass from Thompson

## NEBRASKA POINTS OFF TURNOVERS

GAME	TOs GAINED		TD	FG-FGA	PTS.	(NU FUM./LOST, INT)	
	F/L	INT				F/L	INT
vs. Northwestern	1	(1/1 F/L, 0 INT)	1	0-0	7	3	(1/1 F/L, 2 INT)
North Dakota	1	(3/1 F/L, 0 INT)	0	1-1	3	2	(2/1 F/L, 1 INT)
Ga. Southern	2	(0/0 F/L, 2 INT)	2	0-0	14	0	(0/0 F/L, 0 INT)
Oklahoma	1	(3/1 F/L, 0 INT)	0	0-0	0	2	(2/1 F/L, 1 INT)
Indiana	1	(0/0 F/L, 1 INT)	0	0-0	0	2	(2/1 F/L, 1 INT)
at Rutgers	3	(0/0 F/L, 3 INT)	1	0-0	7	2	(0/0 F/L, 2 INT)
at Purdue	1	(0/0 F/L, 1 INT)	0	0-0	0	2	(1/0 F/L, 2 INT)
Illinois	1	(1/1 F/L, 0 INT)	0	0-0	0	4	(1/1 F/L, 3 INT)
Minnesota	0	(1/0 F/L, 0 INT)	0	0-0	0	1	(0/0 F/L, 1 INT)
Wisconsin	1	(0/0, F/L, 1 INT)	7	0-0	0	0	(1/0 F/L, 0 INT)
<b>TOTAL</b>	<b>12</b>	<b>(9/4 F/L, 8 INT)</b>	<b>5</b>	<b>1-1</b>	<b>38</b>	<b>18</b>	<b>(10/5 F/L, 13 INT)</b>
<b>OPPONENTS</b>	<b>18</b>	<b>(10/5 F/L, 13 INT)</b>	<b>6</b>	<b>3-3</b>	<b>51</b>	<b>11</b>	<b>(9/4 F/L, 8 INT)</b>

## STARTING FIELD POSITION\*

GAME	NU AVG. START	OPP. AVG. START	NU DIFF.
	(yards/drives/in 20/past 50)	(yards/drives/in 20/past 50)	
Northwestern	22.4 (314/14/5/1)	29.8 (417/14/5/3)	-7.4
North Dakota	30.4 (365/12/3/2)	32 (384/12/2/1)	-1.6
Ga. Southern	20.5 (225/11/3/0)	22.9 (275/11/0/0)	-2.4
Oklahoma	24.8 (347/14/1/0)	32.8 (459/14/2/2)	-8.0
Indiana	32.9 (527/16/5/3)	20.3 (305/15/6/0)	12.6
Rutgers	24.8 (347/14/5/1)	34.2 (479/14/2/1)	-9.4
Purdue	26.7 (347/13/0/0)	33.8 (440/13/2/2)	-7.1
Illinois	26.5 (344/13/3/1)	32.8 (426/13/3/2)	-6.3
Minnesota	25.0 (275/11/3/1)	28.3 (339/12/1/3)	-3.3
Michigan	23.0 (230/10/2/0)	30.0 (270/9/0/0)	-7.0
Wisconsin	26.1 (261/10/2/1)	28.0 (252/9/1/1)	-1.9
<b>TOTAL</b>	<b>26.0 (3582/138/32/10)</b>	<b>29.8 (4046/136/24/15)</b>	<b>-3.8</b>

\*does not include drives with time of 0:00 (i.e. defensive and special teams touchdowns, end of half turnovers, overtime, etc.)

## OPPONENT SCORING DRIVES

OPPONENT	[----DRIVE----					
	PLAYS	YDS	TIME	SCORE	QTR./TIME	PLAY
Northwestern	9	35	4:28	3-7	1st/2:13	Stage 35-yd. FG
Northwestern	4	75	1:01	10-14	2nd/10:58	Niro III 41-yd. pass from Hilinski
Northwestern	13	82	3:15	17-14	2nd/0:25	Navarro 6-yd. pass from Hilinski
Northwestern	5	44	1:15	24-28	3rd/7:53	Porter 3-yd. rush
Northwestern	6	43	0:50	31-28	4th/11:34	Hull 3-yd. rush
North Dakota	16	80	6:51	7-7	2nd/0:13	Zavalney 1 yd. pass from Schuster
North Dakota	6	69	2:44	10-17	3rd/5:52	Stevens 23-yd. FG
North Dakota	2	8	0:44	17-17	3rd/4:22	Hoosman 5-yd. rush
Georgia Southern	13	74	4:59	7-0	1st/8:02	White 2-yd. rush
Georgia Southern	8	75	1:45	14-7	1st/2:21	White 26-yd. rush
Georgia Southern	3	75	0:58	21-21	2nd/7:27	Green 1-yd. rush
Georgia Southern	5	80	1:54	28-21	2nd/4:00	Green 47-yd. rush
Georgia Southern	8	75	2:48	35-28	3rd/12:12	Jones 10-yd. pass from Vantrease
Georgia Southern	10	77	3:39	38-35	4th/14:42	Raynor 19-yd. FG
Georgia Southern	11	75	2:29	45-42	4th/0:36	Vantrease 8-yd. rush
Oklahoma	5	75	1:49	7-7	9:30/1st	Gabriel 61-yd. rush
Oklahoma	7	63	2:17	7-14	1:57/1st	Farooq 25-yd. pass from Gabriel
Oklahoma	5	23	0:55	7-21	14:48/2nd	Major 1-yd. rush
Oklahoma	6	63	1:55	7-28	11:35/2nd	Major 24-yd. pass from Willis
Oklahoma	5	65	1:10	7-35	1:44/2nd	Gray 16-yd. rush
Oklahoma	7	46	1:41	7-42	13:13/3rd	Gray 21-yd. rush
Oklahoma	9	60	3:10	7-49	3rd/8:59	Wease 15-yd. pass from Gabriel
Indiana	0	0	0:00	7-7	2nd/12:17	Jackson 0-yd. fumble recovery
Indiana	7	75	2:05	14-21	2nd/3:09	Simmons 13-yd. pass from Bazalak
Indiana	6	70	1:53	21-21	2nd/0:15	Shivers 1-yd. run
Rutgers	6	75	2:38	7-0	1st/12:22	Vedral 21-yd. run
Rutgers	4	2	1:27	10-0	1st/2:29	McAtamney 25-yd. FG
Rutgers	7	43	2:32	13-0	2nd/6:30	McAtamney 40-yd. FG
Purdue	9	80	3:40	7-0	1st/5:54	Sheffield 2-yd. pass from O'Connell
Purdue	9	38	3:00	10-0	1st/1:09	Fineran 37-yd. FG
Purdue	7	75	3:12	17-10	2nd/5:49	Jones 31-yd. pass from O'Connell
Purdue	4	5	0:46	20-10	2nd/4:44	Fineran 37-yd. FG
Purdue	7	39	2:13	27-10	2nd/0:35	Mockabee 1-yd. rush
Purdue	6	76	2:59	34-23	3rd/2:18	Sheffield 28-yd. pass from O'Connell
Purdue	15	72	6:41	37-30	4th/10:00	Fineran 34-yd. FG
Purdue	6	62	2:08	43-30	4th/6:55	Jones 2-yd. pass from O'Connell
Illinois	5	75	2:27	6-0	1st/12:23	Williams 46-yd. pass from Devito
Illinois	2	11	0:28	13-9	2nd/6:03	Brown 1-yd. rush
Illinois	11	72	4:08	20-9	2nd/0:23	Brown 12-yd. pass from Devito
Illinois	13	70	7:27	23-9	3rd/3:29	Griffin 36-yd. FG
Illinois	4	2	2:00	26-9	4th/11:12	Griffin 41-yd. FG
Minnesota	10	46	4:30	3-10	3rd/10:30	Trickett 47-yd. FG
Minnesota	6	86	3:01	10-10	3rd/3:20	Ibrahim 3-yd. rush
Minnesota	9	47	3:22	13-10	4th/14:02	Trickett 49-yd. FG
Minnesota	7	33	3:48	20-10	4th/9:22	Ibrahim 3-yd. rush
Michigan	12	80	6:48	7-0	1st/4:24	Corum 2-yd. rush
Michigan	6	66	3:24	14-0	2nd/8:46	Bell 9-yd. pass from McCarthy
Michigan	12	55	4:04	17-3	2nd/0:01	Moody 30-yd. FG
Michigan	10	65	5:58	24-3	3rd/0:57	McCarthy 3-yd. rush
Michigan	6	76	3:27	31-3	4th/9:39	Anthony 0-yd. pass from McCarthy
Michigan	9	43	4:35	34-3	4th/1:17	Moody 43-yd. FG
Wisconsin	14	74	7:34	3-7	3rd/4:50	Van Zeist 25-yd. FG
Wisconsin	10	75	5:27	9-14	4th/10:07	Bell 10-yd. pass from Mertz
Wisconsin	7	50	2:36	15-14	4th/0:35	Mertz 1-yd. run



# INDIVIDUAL CAREER/SEASON SUPERLATIVES

## SEASON AND CAREER, MOST PASSING YARDS

PLAYER	2022	CAREER	2022	CAREER
Casey Thompson	355 at Northwestern	388# vs. Oklahoma, 2021	72 at Purdue (Palmer)	75 # vs. Oklahoma, 2021
Chubba Purdy	56 at Michigan	181^ vs. NC State, 2020	30 at Michigan (Washington)	69^ vs. NC State, 2020
Matt Masker		17 vs. Northwestern, 2011		7 vs. Northwestern, 2011 (Boerkircher)
Logan Smothers	80 vs. Minnesota	198 vs. Iowa, 2021	32 vs. Minnesota (Washington)	54 vs. Buffalo, 2021 (Hickman)

\*-Indicates touchdown pass; #-at Texas; ^ - at Florida State

## SEASON AND CAREER, LONGEST PASS

PLAYER	2022	CAREER	2022	CAREER
Casey Thompson	355 at Northwestern	388# vs. Oklahoma, 2021	72 at Purdue (Palmer)	75 # vs. Oklahoma, 2021
Chubba Purdy	56 at Michigan	181^ vs. NC State, 2020	30 at Michigan (Washington)	69^ vs. NC State, 2020
Matt Masker		17 vs. Northwestern, 2011		7 vs. Northwestern, 2011 (Boerkircher)
Logan Smothers	80 vs. Minnesota	198 vs. Iowa, 2021	32 vs. Minnesota (Washington)	54 vs. Buffalo, 2021 (Hickman)

## SEASON AND CAREER, MOST RECEIVING YARDS

PLAYER	2022	CAREER	2022	CAREER
Ajay Allen	9 vs. Ga. Southern	Same	9 vs. Ga. Southern (Thompson)	Same
Brody Belt	29 at Northwestern	Same	21* vs. Ga. Southern (Thompson)	Same
Chancellor Brewington	45 vs. Illinois	119-! vs. Sacramento St., 2017	45 vs. Illinois	45 -! vs. Illinois State, '17; vs. Illinois, '22
Nate Boerkircher	32 vs. North Dakota	Same	19 vs. North Dakota (Thompson)	Same
Alante Brown	47 vs. Illinois	Same	32 vs. Illinois (Thompson)	Same
Isaiah Garcia-Castaneda	120 at Northwestern	Same	58 at Northwestern (Thompson)	75-& at New Mexico, 2021
Gabe Ervin Jr.		6 vs. Buffalo, 2021		3 vs. Buffalo, 2021 (Martinez)
Anthony Grant	34 at Rutgers	Same	16 vs. Illinois (Thompson)	Same
Chris Hickman		90 vs. Buffalo, 2021		54 vs. Buffalo, 2021 (Smothers)
Rahmir Johnson	7 vs. Minnesota	105 Michigan, 2021	7 vs. Minneaota (Purdy)	43 Michigan, 2021 (Martinez)
Wyatt Leiwier	13 vs. Ga. Southern	13 at Ill., 2021; vs. Ga. Southern	13 vs. Ga. Southern (Thompson)	Same
Omar Manning	16 vs. North Dakota	75 vs. Purdue, 2021	13 vs. North Dakota (Thompson)	32 vs. Fordham, 2021 (Martinez)
Oliver Martin	65 vs. Indiana	103 at Illinois, 2021	45 at Purdue (Thompson)	Same
Trey Palmer	237 at Purdue %	Same	72* at Purdue (Thompson)	Same
Travis Vokolek	63 at Northwestern	69 ^ at Michigan State	56* vs. Illinois (Thompson)	Same
Jaquez Yant		5 vs. Iowa, 2021		5 vs. Iowa, 2021
Marcus Washington	123 vs. Ga. Southern	Same	33 vs. Ga. Southern (Thompson)	58-@ vs. Oklahoma State 2021

\*-Indicates touchdown scored #-at LSU ^ - at Rutgers; &-at New Mexico State; !-at Northern Arizona; @-Texas; % - Nebraska School Record

## SEASON AND CAREER, LONGEST CATCH

PLAYER	2022	CAREER	2022	CAREER
Ajay Allen	9 vs. Ga. Southern	Same	9 vs. Ga. Southern (Thompson)	Same
Brody Belt	29 at Northwestern	Same	21* vs. Ga. Southern (Thompson)	Same
Chancellor Brewington	45 vs. Illinois	119-! vs. Sacramento St., 2017	45 vs. Illinois	45 -! vs. Illinois State, '17; vs. Illinois, '22
Nate Boerkircher	32 vs. North Dakota	Same	19 vs. North Dakota (Thompson)	Same
Alante Brown	47 vs. Illinois	Same	32 vs. Illinois (Thompson)	Same
Isaiah Garcia-Castaneda	120 at Northwestern	Same	58 at Northwestern (Thompson)	75-& at New Mexico, 2021
Gabe Ervin Jr.		6 vs. Buffalo, 2021		3 vs. Buffalo, 2021 (Martinez)
Anthony Grant	34 at Rutgers	Same	16 vs. Illinois (Thompson)	Same
Chris Hickman		90 vs. Buffalo, 2021		54 vs. Buffalo, 2021 (Smothers)
Rahmir Johnson	7 vs. Minnesota	105 Michigan, 2021	7 vs. Minneaota (Purdy)	43 Michigan, 2021 (Martinez)
Wyatt Leiwier	13 vs. Ga. Southern	13 at Ill., 2021; vs. Ga. Southern	13 vs. Ga. Southern (Thompson)	Same
Omar Manning	16 vs. North Dakota	75 vs. Purdue, 2021	13 vs. North Dakota (Thompson)	32 vs. Fordham, 2021 (Martinez)
Oliver Martin	65 vs. Indiana	103 at Illinois, 2021	45 at Purdue (Thompson)	Same
Trey Palmer	237 at Purdue %	Same	72* at Purdue (Thompson)	Same
Travis Vokolek	63 at Northwestern	69 ^ at Michigan State	56* vs. Illinois (Thompson)	Same
Jaquez Yant		5 vs. Iowa, 2021		5 vs. Iowa, 2021
Marcus Washington	123 vs. Ga. Southern	Same	33 vs. Ga. Southern (Thompson)	58-@ vs. Oklahoma State 2021

## SEASON AND CAREER, MOST RUSHING YARDS

PLAYER	2022	CAREER	2022	CAREER
Ajay Allen	76 vs. Ga. Southern	Same	23 vs. Ga. Southern	Same
Brody Belt		31 at Wisconsin, 2021		22 at Minnesota, 2019
Alante Brown	-1 at Rutgers	18 at Iowa, 2020	-1 at Rutgers	18 at Iowa, 2020
Gabe Ervin Jr.	60 vs. Oklahoma	Same	14 vs. Oklahoma	21 vs. Buffalo, 2021
Anthony Grant	189 vs. North Dakota	Same	46** at NW; vs. No. Dakota	Same
Isaiah Garcia-Castaneda		6 vs. Kentucky, 2021		6-& vs. Kentucky, 2021
Cooper Jewett	6 at Michigan	Same	4 at Michigan	Same
Rahmir Johnson	17 at Purdue	83 at Minnesota, 2021	17 at Purdue	29 at Minnesota, 2021
Omar Manning		-1 at Michigan State, 2021		-1 at Michigan State, 2021
Matt Masker		13 vs. Northwestern, 2021		13 vs. Northwestern, 2021
Trey Palmer	60 at Purdue	Same	60 at Purdue	Same
Chubba Purdy	39 at Michigan	54^ vs. NC State, 2020	13 vs. Minnesota; at Michigan	21^ vs. NC State, 2020
Logan Smothers	10 vs. Ga. Southern	64 vs. Iowa, 2021	10 vs. Ga. Southern	24 vs. Iowa, 2021
Casey Thompson	33 vs. Wisconsin	44@ at Arkansas, 2021	31 at Purdue	41@ at TCU, 2021
Zach Weinmaster		4 vs. Northwestern, 2021		4 vs. Northwestern, 2021
Jaquez Yant	22 at Rutgers	129 vs. Northwestern, 2021	10 at Rutgers	64 vs. Northwestern, 2021

\*-Indicates touchdown scored &-at New Mexico State; ^-Florida State; @-Texas

## SEASON AND CAREER, LONGEST RUN

PLAYER	2022	CAREER	2022	CAREER
Ajay Allen	76 vs. Ga. Southern	Same	23 vs. Ga. Southern	Same
Brody Belt		31 at Wisconsin, 2021		22 at Minnesota, 2019
Alante Brown	-1 at Rutgers	18 at Iowa, 2020	-1 at Rutgers	18 at Iowa, 2020
Gabe Ervin Jr.	60 vs. Oklahoma	Same	14 vs. Oklahoma	21 vs. Buffalo, 2021
Anthony Grant	189 vs. North Dakota	Same	46** at NW; vs. No. Dakota	Same
Isaiah Garcia-Castaneda		6 vs. Kentucky, 2021		6-& vs. Kentucky, 2021
Cooper Jewett	6 at Michigan	Same	4 at Michigan	Same
Rahmir Johnson	17 at Purdue	83 at Minnesota, 2021	17 at Purdue	29 at Minnesota, 2021
Omar Manning		-1 at Michigan State, 2021		-1 at Michigan State, 2021
Matt Masker		13 vs. Northwestern, 2021		13 vs. Northwestern, 2021
Trey Palmer	60 at Purdue	Same	60 at Purdue	Same
Chubba Purdy	39 at Michigan	54^ vs. NC State, 2020	13 vs. Minnesota; at Michigan	21^ vs. NC State, 2020
Logan Smothers	10 vs. Ga. Southern	64 vs. Iowa, 2021	10 vs. Ga. Southern	24 vs. Iowa, 2021
Casey Thompson	33 vs. Wisconsin	44@ at Arkansas, 2021	31 at Purdue	41@ at TCU, 2021
Zach Weinmaster		4 vs. Northwestern, 2021		4 vs. Northwestern, 2021
Jaquez Yant	22 at Rutgers	129 vs. Northwestern, 2021	10 at Rutgers	64 vs. Northwestern, 2021

## SEASON AND CAREER, MOST TACKLES, TFLS AND SACKS

PLAYER	TACKLES (2022)	CAREER	TFL (2022)	CAREER	SACKS (2022)	CAREER
Ru'Quan Buckley		1 vs. Fordham, '21		none		none
Marques Buford Jr.	8 at NW; vs. Minn.	same	1.0 vs UND, Illinois	none		none
Omar Brown	1 4x, last at Michigan	11 \$, at Iowa State, 2019		1.0-\$ 9x, last vs. So. Dakota, '21		none
John Bullock	1 at Purdue	1 vs. Buffalo, '21; at Purdue, '22		none		none
Jimari Butler	2 vs. Illinois; at Michigan	same	1.0 vs. Oklahoma	same		none
Chris Cassidy		1 vs. No. Illinois, 2019		none		none
Braxton Clark	2 at Northwestern	3 at Purdue, 2019		1.0 at Purdue, 2019		none
Devin Drew	3 3x, last vs. Minnesota	5 &; at Okla St., '20; vs. Hou., '21	1.0 vs. Oklahoma	same	1.0 vs. Oklahoma	same
Myles Farmer	14 vs. Minnesota	same	1.0 vs. Oklahoma	same		none
Colton Feist	10 vs. Wisconsin	same	2.0 at Michigan	same	0.5 at Rutgers	same
Isaac Gifford	11 vs. Ga. Southern	same	2.0 vs. Indiana	same	1.0 vs. Illinois	none
Blaise Gunnerson	1 3x, last vs. Wisconsin	2 at Wisconsin, 2021		0.5 vs. Iowa, 2021		none
Malcolm Hartzog	4 vs. Minn.; vs. Wis.	same	1.0 vs. Wisconsin	same		none
Ernest Hausmann	12 vs. Wisconsin	same	1.0 vs. Minn, at Mich.	none	1.0 at Michigan	same
Nick Henrich	9 3x, last at Purdue	15 vs. Michigan, 2021	1.0 3x, last at Purdue	1.0 5x, last at Purdue		0.5 at Michigan St.
Tommi Hill	8 vs. Ga. Southern	same		none		none
Nash Hutmacher	4 vs. Wisconsin	same	1.0 vs. Wisconsin	none		none
Chris Kolarevic	8 vs. Oklahoma	19 \$ South Dakota, 2019	0.5 at NW, 2022	1.5-\$ 2x, last vs. San Diego, '19		1.0 \$ 2x, last vs. USD, 2019
Tamon Lynum	1 vs. Oklahoma	1 vs. Fordham, 2021; vs. OU		none		none
Ochaun Mathis	8 at NW; at Purdue	9 ^, vs. Louisiana Tech, 2021	1.5 vs. Minnesota	3.0-^ vs. OU, '21; vs. Tx Tech, '20	1.0 3x, last vs. Wisconsin	3.0-^ vs. Texas Tech, 2020
E. Mauqa-Clements	6 vs. Illinois	same	0.5 vs. Illinois	1.5 vs. Fordham, '21		none
Brandon Moore	2 at Rutgers; at Purdue	7 ** vs. Fla. Atlantic, 2018		none		none
Garrett Nelson	11 at Rutgers	same	2.0 vs. Ind; at Rut	2.5 at Illinois, '21	2.0 vs. Indiana	same
Mosai Newsome	3 vs. Illinois	same		none		none
Quinton Newsome	6 vs. GS; at Purdue	10 vs. Ohio State, 2021	2.5 vs. Illinois	same	1.0 vs. Illinois	1 vs. Fordham, '21' Ill. '22
Simon Otte		2 at Maryland, 2019		none		none
Ethan Piper		1 at Ohio State, 2020		none		none
Noa Pola-Gates		2 vs. Penn State, 2020		none		none
Luke Reimer	15 at Northwestern	19 vs. Purdue, 2021	1.5 vs. Ga. Southern	1.5 3x, last vs. Ga. Southern, '22	1.0 vs. Oklahoma	1.0 3x, last vs. Oklahoma
Ty Robinson	6 vs. Illinois	same	1.0 vs. Ind., vs. Minn.	1.0 6x, last vs. Minnesota, '22	1.0 vs. Ind., vs. Minn.	1 3x, last vs. Minnesota, '22
DeShon Singleton	2 at Michigan	same		none		none
Phalen Sanford	3 at Purdue	same		none		none
Garrett Snodgrass		4 vs. Illinois, 2020		none		none
Grant Tagge		1 at Illinois; at Wis., 2021		none		none
Caleb Tannor	6 vs. Mich; at Mich	same	2.5 vs. Minnesota	same	1.5 vs. Minnesota	same
Jailen Weaver		1 vs. Fordham, 2021		none		none
Javin Wright	2 vs. Illinois; at Michigan	same		none		none
Stephon Wynn Jr.	9 vs. Ga. Southern	same	0.5 vs. Ga. Southern	none		none

\$-at Northern Iowa; !-at Alabama ^-at TCU; &-at Texas Tech; %-Arizona State; \*\*-UCF

## NEBRASKA STATISTICAL HIGHS AND LOWS

NEBRASKA TOTALS	HIGHS	LOWS
Points Scored	42 vs. Georgia Southern	3 at Michigan
First Downs	33 vs. Georgia Southern	8 at Michigan
Rushing Attempts	51 vs. Indiana	23 at Purdue
Rushing Yards	257 vs. Georgia Southern	60 vs. Illinois
Passes Attempted	42 at Northwestern	20 at Michigan
Passes Completed	25 at Northwestern	10 at Michigan
Had Intercepted	3 vs. Illinois	0 vs. Georgia Southern; at Michigan; Wisconsin
Passing Yards	355 at Northwestern	71 at Michigan
Total Plays	81 vs. Georgia Southern	49 vs. Illinois; at Michigan; Wisconsin
Total Yards	575 vs. Georgia Southern	146 at Michigan
Possession Time	34:51 vs. Indiana	17:18 at Purdue
Fumbles	2 vs. North Dakota; vs. Oklahoma; Indiana; at Mich.	0 vs. Georgia Southern; at Rutgers; vs. Minnesota;
Fumbles Lost	1 Four Times	0 Six times
Turnovers	4 vs. Illinois	0 vs. Georgia Southern; at Michigan; Wisconsin
Turnover Margin	+2 vs. Georgia Southern	-3 vs. Illinois
Penalties	12 vs. Indiana	1 at Northwestern
Yards Penalized	111 vs. Indiana	5 at Northwestern
Sacks By-Yards Lost	3-26 vs. Indiana; 3-16 at Rutgers; 3-26 vs. Minnesota	0-0 at Northwestern; vs. Georgia Southern; at Purdue
Team Tackles for Loss-Yards	8-28 vs. Illinois; 8-36 vs. Minnesota	2-4 at Northwestern; 2-5 at Purdue

### NEBRASKA INDIVIDUAL OFFENSIVE HIGHS

Most Rushing Attempts	32; Anthony Grant vs. Indiana
Most Net Rushing Yards	189; Anthony Grant vs. North Dakota
Most Rushing TDs	3; Casey Thompson vs. Georgia Southern
Longest TD Run	46; Anthony Grant at Northwestern; vs. North Dakota
Longest Run, No TD	60; Trey Palmer at Purdue
Most Pass Attempts	42; Casey Thompson at Northwestern
Most Completed Passes	25; Casey Thompson at Northwestern
Most Passing Yards	355; Casey Thompson at Northwestern
Most Passing TDs	2; Casey Thompson vs. North Dakota; vs. Indiana; at Rutgers; at Purdue; Wisconsin
Longest TD Pass	72; Casey Thompson to Trey Palmer at Purdue
Longest Pass, No TD	64; Casey Thompson to Trey Palmer at Purdue
Most Pass Receptions	10; Trey Palmer vs. Oklahoma
Most Receiving Yards	237; Trey Palmer at Purdue (school record)
Most TD Receptions	2; Trey Palmer at Purdue; Wisconsin
Most Total Offense Attempts	45; Casey Thompson at Northwestern (3 rush, 42 passes)
Most Total Offense Yards	353; Casey Thompson at Purdue (-1 rush, 353 passing)
Most All-Purpose Attempts	33; Anthony Grant vs. vs. Indiana
Most All-Purpose Yards	297; Trey Palmer at Purdue
Most Touchdowns Scored	3; Casey Thompson vs. Georgia Southern

### NEBRASKA INDIVIDUAL SPECIAL TEAMS HIGHS

Most Field Goals Attempted	3; Timmy Bleekrode at Purdue
Most Field Goals Made	3; Timmy Bleekrode at Purdue
Longest Field Goal Made	46; Timmy Bleekrode vs. North Dakota
Longest Field Goal Attempted	56; Brendan Franke at Northwestern
Longest Punt Return, TD	None
Longest Punt Return, No TD	22; Trey Palmer vs. Indiana
Most Punt Return Yardage	37; Trey Palmer vs. Indiana
Longest Kickoff Return, TD	None
Longest Kickoff Return, No TD	32; Tommi Hill at Purdue
Longest Blocked Punt, TD	30; Malcolm Hartzog vs. Indiana
Longest Blocked Field Goal Return	None
Most Kickoff Return Yardage	91; Tommi Hill at Purdue
Most Punts	8; Brian Buschini vs. Indiana (39.1 avg)
Highest Punting Average	55.5; Brian Buschini vs. Minnesota (6 punts)
Longest Punt	74; Brian Buschini vs. Wisconsin
Most Blocked Field Goals	None
Most Blocked Punts	1; Javin Wright vs. North Dakota; Chris Kolarevic vs. Indiana; Phalen Sanford at Purdue
Most Blocked PAT	None

### NEBRASKA INDIVIDUAL DEFENSIVE HIGHS

Most Total Tackles	14; Luke Reimer (6 solo, 8 asst.) at Northwestern; Myles Farmer (4 solo, 10 asst.) vs Minn
Most Solo Tackles	10; Ernest Hausmann at Michigan
Most Tackles for Loss	2.5; Quinton Newsome vs. Illinois; Caleb Tannor vs. Minnesota
Most Yards Lost	18; Garrett Nelson vs. Indiana (2.0 TFL); Caleb Tannor vs. Minnesota (2.5 TFL)
Most Quarterback Sacks	2.0 Garrett Nelson vs. Indiana (18 yards)
Most Yards Lost	18; Garrett Nelson vs. Indiana
Most Pass Breakups	2; Tommi Hill vs. Ga. South.; Quinton Newsome, 3x, last at Purdue; Luke Reimer vs. Ind.
Most Interceptions	2; Marquis Buford Jr. vs. Georgia Southern
Longest Interception TD Return	None
Longest Interception Return, No TD	23; Malcolm Hartzog vs. Wisconsin
Longest Fumble TD Return	None
Longest Fumble Return, No TD	None

## OPPONENT STATISTICAL HIGHS AND LOWS

OPPONENT TOTALS	HIGHS	LOWS
Points Scored	49 vs. Oklahoma	13 at Rutgers
First Downs	38 at Purdue	14 vs. Indiana; at Rutgers
Rushing Attempts	54 vs. Oklahoma	23 vs. Indiana
Rushing Yards	312 vs. Oklahoma	67 vs. Indiana
Passes Attempted	56 vs. Georgia Southern	18 vs. Wisconsin
Passes Completed	37 vs. Georgia Southern	8 vs. Wisconsin
Had Intercepted	3 at Rutgers	0 Five Times
Passing Yards	409 vs. Georgia Southern	106 vs. Wisconsin
Total Plays	101 at Purdue	65 vs. Minnesota
Total Yards	642 vs. Georgia Southern	290 vs. Indiana
Possession Time	42:42 at Purdue	25:09 vs. Indiana
Fumbles	3 vs. Oklahoma	0 Five times
Fumbles Lost	1 at Northwestern; vs. North Dakota; vs. Oklahoma	0 Seven times
Turnovers	3 at Rutgers	0 at Michigan
Turnover Margin	+3 vs. Illinois	-2 vs. Georgia Southern
Penalties	11 vs. Indiana	1 at Michigan
Yards Penalized	97 at Rutgers	15 vs. Georgia Southern; at Michigan
Sacks By-Yards Lost	4-32 vs. OU; 4-48 vs. Ind.; 4-38 at Pur.; 4-9 vs. Minn.	1-6 at Rutgers
Team Tackles for Loss-Yards	9-56 vs. Oklahoma; 9-34 vs. Wisconsin	3-15 vs. Georgia Southern; 3-9 at Rutgers

### OPPONENT INDIVIDUAL HIGHS

Most Yards Rushing	178; Devin Mockbee (Purdue)
Most Rushing Attempts	32; Chase Brown (Illinois); Mohamed Ibrahim (Minnesota)
Most Yards Passing	409; Kyle Vantrease (Georgia Southern)
Most Passing Attempts	56; Kyle Vantrease (Georgia Southern)
Most Pass Completions	37; Kyle Vantrease (Georgia Southern)
Most Pass Receptions	12; Derwin Burgess Jr. (Georgia Southern); Charlie Jones (Purdue)
Most Yards Receiving	132; Charlie Jones (Purdue)

### OPPONENT INDIVIDUAL LONGEST PLAYS

Rush	67; Gerald Green (Georgia Southern)
Pass	46*; Tommy Devito to Isaiah Williams (Illinois)
Field Goal	49; Matthew Trickett (Minnesota)
Punt Return	34; Marvin Mims (Oklahoma)
Kickoff Return	31 A.J. Henning (Michigan)
Fumble Return	None
Interception Return	42; Cameron Mitchell (Northwestern)
Punt	61; James Evans (Indiana)

\*-Indicates touchdown scored

## NORTHWESTERN 31, NEBRASKA 28

SCORE BY QUARTERS	1	2	3	4	FINAL
Nebraska	7	7	14	0	28
Northwestern	3	14	7	7	31

### SCORING SUMMARY

QTR	TEAM	TIME	SCORE
1st	NEB	12:41	Garcia-Castaneda 32 yd from Thompson (Bleekrode kick)
1st	NU	02:13	Stage 35 yd field goal
2nd	NEB	11:59	Thompson, 1 yd run (Bleekrode kick)
2nd	NU	10:58	Niro III, 41 yd from Hilinski (Stage kick)
2nd	NU	00:25	Navarro 6 yd from Hilinski (Stage kick)
3rd	NEB	09:37	Grant 3 yd run (Bleekrode kick)
3rd	NEB	09:09	Grant 46 yd run (Bleekrode kick)
3rd	NU	07:53	Porter 3 yd run (Stage kick)
4th	NU	11:34	Hull 4 yd run (Stage kick)

**Dublin, Ireland (Aug. 26)** - Nebraska held a pair of 11-point leads, but Northwestern scored the final 14 points in both halves to claim a 31-28 win in the Aer Lingus College Football Classic at Aviva Stadium.

Nebraska amassed 465 yards of total offense, including 355 yards on 25-of-42 passing by quarterback Casey Thompson, but Northwestern answered with 528 total yards, including 314 on 27-of-38 passing by Ryan Hilinski. The Wildcats also pounded the ball for 214 rushing yards.

Nebraska struck first, marching 75 yards in just eight plays capped by Thompson's 32-yard touchdown drive to Isaiah Garcia-Castaneda to give NU a 7-0 lead. Garcia-Castaneda led the Nebraska receivers with 120 yards on four catches.

After an Adam Stage's 35-yard field goal for Northwestern, the Huskers extended the margin to 14-3 by going 80 yards in 15 plays. Thompson capped the drive with a 1-yard run to give the Huskers a 14-3 advantage.

Northwestern answered just over a minute later on Hilinski's 41-yard touchdown pass to Raymond Niro III to cut the Husker lead to 14-10. The Wildcats took their first lead in the half in the final minutes, going 82 yards on 13 plays, as Hilinski connected with Donny Navarro on a 6-yard TD pass with 25 seconds left to give the Cats a 17-14 lead.

The Huskers regained the lead on their first series of the second half, going 88 yards on nine plays, highlighted by a 58-yard hookup from Thompson to Garcia-Castaneda to convert on 3rd-and-8 from the Nebraska 24-yard line. Anthony Grant then hit paydirt for the first time as a Husker, scoring from three yards out to put Nebraska ahead 21-17.

The Blackshirts came up with a big play moments later, as Marques Buford Jr. forced a fumble by Cam Porter and Caleb Tannor recovered to give the Big Red great field position. The Nebraska offense turned the miscue into points two plays later, when Grant galloped 46 yards for a touchdown to put the Big Red back up by 11 points at 28-17 with 9:09 left in the third quarter.

Grant finished with 101 yards on 19 carries in his Husker debut.

Northwestern stopped Nebraska's momentum by recovering an on-side kick attempt, giving the Wildcats a short field. Five plays later, Porter scored from three yards out to cut the Husker lead back to 28-24 with 7:53 left in the quarter.

Nebraska had a chance to extend the margin early in the fourth quarter and was on the move, but Cameron Mitchell intercepted Thompson and returned it to the Nebraska 43-yard line. The Wildcats would convert six plays later as Anthony Hull scored from six yards to give Northwestern a 31-28 advantage.

Hull led all rushers in the game with 119 yards on 22 carries, while Porter pitched in 94 yards on 19 totes.

Luke Reimer was credited with a game-high 12 tackles while Ochaun Mathis added 10 stops in his Husker debut.

### TEAM STATISTICS

	NEB	NW
FIRST DOWNS	23	25
RUSHES-YARDS (NET)	31-110	47-214
PASSING YDS (NET)	355	314
Passes Att-Comp-Int	25-42-2	27-38-0
TOTAL OFFENSE PLAYS-YARDS	73-465	85-528
Fumble Returns-Yards	0-0	0-0
Punt Returns-Yards	0-1	0-7
Kickoff Returns-Yards	3-62	1-18
Interception Returns-Yards	0-0	2-42
Punts (Number-Avg)	6-47.2	6-40.8
Fumbles-Lost	1-1	1-1
Penalties-Yards	1-5	8-65
Possession Time	25:48	34:12
Third-Down Conversions	9 of 16	7 of 17
Fourth-Down Conversions	2 of 2	4 of 5
Red-Zone Scores-Chances	3-3	3-3
Sacks By: Number-Yards	0-0	2-19

**RUSHING:** NW-Hull, Evan 11-119; Porter, Cam 19-94; Clair, Andrew 1-6; Hilinski, Ryan 2-3; Team 3--8. **NEB-**Grant, Anthony 19-101; Palmer, Trey, 2-8; Allen, Ajay 3-7; Smothers, Logan, 1-7; Yant, Jacquez 3-5; Thompson, Casey 3--18

**PASSING:** NW-Hilinski, Ryan 27-38-0-314-2. **NEB-**Thompson, Casey 25-42-2-355-1

**RECEIVING:** NW- Washington, Malik 8-97; Hull, Evan 5-55; Navarro, Donny 4-29; Kirtz, Bryce 4-12; Gordon, Thomas 2-39; Niro III, Raymond 1-41; Tyus III, Anthony 1-34; Porter, Cam 1-5; Gill, Jacob 1-2. **NEB-**Palmer, Trey 8-68; Vokolek, Travis, 5-63; Garcia-Castaneda, Isaiah 4-120; Brown, Alante 3-32; Belt, Brody 2-29; Washington, Marcus 2-27; Grant, Anthony 1-16.

**INTERCEPTIONS:** NW-Mitchell, Cameron 1-42; Mueller, Xander 1-0. **NEB-**None

**FUMBLES:** NW-Porter, Cam 1-1; **NEB-** Garcia-Castaneda, Isaiah 1-1.

**TACKLES:** NW-Gallagher, Bryce 9-1. **NEB-**Reimer, Luke 7-8

## NEBRASKA 38, NORTH DAKOTA 17

SCORE BY QUARTERS	1	2	3	4	FINAL
North Dakota	0	7	10	0	17
Nebraska	7	0	17	14	38

### SCORING SUMMARY

QTR	TEAM	TIME	SCORE
1st	NEB	06:46	Grant 19 yd rush (Bleekrode kick)
2nd	UND	00:13	Zavalney 1 yd pass from Schuster (Stevens kick)
3rd	NEB	13:12	Boerkircher, N. 19 yd pass from Thompson (Bleekrode kick)
3rd	NEB	08:36	Bleekrode 46 yd Field Goal
3rd	UND	05:52	Stevens 23 yd Field Goal
3rd	UND	04:22	Hoosman 5 yd rush (Stevens kick)
3rd	NEB	02:30	Grant 46 yd rush (Bleekrode kick)
4th	NEB	06:35	Allen 14 yd rush (Bleekrode kick)
4th	NEB	02:07	Brewington 5 yd pass from Thompson (Bleekrode kick)

**Lincoln (Sept. 3)** - Anthony Grant rushed for a career-high 189 yards and two touchdowns to power Nebraska to a 38-17 win over North Dakota at Memorial Stadium.

Grant and Ajay Allen, who had 58 yards and another score, helped Nebraska pull away in the second half after North Dakota tied the score at 17 with 4:22 left in the third quarter. The Huskers went ahead for good, going 75 yards on five plays, as Grant raced home from 46 yards out for his second score of the day with 2:30 left in the third quarter. The junior college transfer had 62 of the Huskers' 75 yards on the go-ahead drive.

The Blackshirts, who allowed just four first downs over the final 20 minutes, forced two consecutive stops before Nebraska put the game away with an 11-play, 89-yard drive early in the fourth quarter. Trey Palmer, who led the Husker receivers with four receptions for 82 yards, hauled in a 31-yard pass on 3rd-and-14 to give NU some breathing room before the ground game took over. The Big Red ran on seven of the next eight plays, culminating in Allen's 14-yard touchdown run.

The Cornhuskers, who held North Dakota on downs on the ensuing drive, rolled up 244 rushing yards for the game, while quarterback Casey Thompson completed 14-of-21 passes for 193 yards and two scores, including a five-yard scoring strike to tight end Chancellor Brewington for the final touchdown.

Nebraska jumped out quickly, going 87 yards on eight plays on its first offensive series, as Grant's 19-yard run gave the hosts a 7-0 lead. The defenses controlled the rest of half until North Dakota's final drive, a methodical 16-play, 80-yard drive resulted in a one-yard Tommy Schuster to Adam Zavalney touchdown pass with 13 seconds remaining before halftime.

Nebraska took the momentum instantly in the third quarter with a five-play, 75-yard drive that culminated with Thompson's 19-yard touchdown strike to Nate Boerkircher to put NU ahead 14-7. The Blackshirts then made a big play when Garrett Nelson forced a fumble by Schuster on the ensuing drive. The offense turned the North Dakota miscue into points after Timmy Bleekrode's 46-yard field goal to put Nebraska on top 17-7.

However, Nebraska's two-score lead was short-lived, as Isaiah Smith ripped off a 63-yard run on North Dakota's ensuing drive to set up a Brady Stevens 23-yard field goal with 5:52 left in the third. On Nebraska's next drive, UND linebacker Wyatt Pedigo intercepted a Thompson pass and returned it to the NU 8. Two plays later, Tyler Hoosman burst into the end zone with the game-tying touchdown to knot the score at 17.

Nelson and Isaac Gifford led NU with eight tackles apiece. Nelson added a sack and a breakup to go with his forced fumble. Luke Reimer pitched in seven tackles, while Myles Farmer and Ernest Hausmann contributed six tackles each.

### TEAM STATISTICS

	UND	NEB
FIRST DOWNS	18	26
RUSHES-YARDS (NET)	33-175	41-244
PASSING YDS (NET)	131	193
Passes Att-Comp-Int	24-37-0	14-21-1
TOTAL OFFENSE PLAYS-YARDS	70-306	62-437
Fumble Returns-Yards	0-0	0-0
Punt Returns-Yards	0-0	0-0
Kickoff Returns-Yards	2-8	2-22
Interception Returns-Yards	1-15	0-0
Punts (Number-Avg)	6-31.8	2-42.0
Fumbles-Lost	3-1	2-1
Penalties-Yards	6-70	7-45
Possession Time	36:01	23:59
Third-Down Conversions	6 of 15	6 of 11
Fourth-Down Conversions	1 of 2	0 of 0
Red-Zone Scores-Chances	3-3	4-5
Sacks By: Number-Yards	2-27	2-8

**RUSHING:** UND-Smith, Isaiah 10-104; Hoosman, Tyler 10-41; Vaughn, Quincey 3-10; Ziebarth, Gaven 3-8; Romfo, Simon 1-6; Wilson, Red 2-5; Schuster, Tommy 4-1. **NEB-**Grant, Anthony 23-189; Allen, Ajay 11-58; Ervin Jr., Gabe 1--1; Thompson, Casey 6--2

**PASSING:** UND-Schuster, Tommy 24-37-0-131-1. **NEB-**Thompson, Casey 14-21-1-193-2

**RECEIVING:** UND- Belquist, Bo 6-40; Wilson, Red 5-30; Zavalney, Adam 3-7; Maag, Garrett 2-21; Smith, Isaiah 2-5; Hoosman, Tyler 2-0; Preston, Marcus 1-12; Wright, Jack 1-8; Vaughn, Quincey 1-5; Kupfer, Nick 1-3. **NEB-** Palmer, Trey 4-82; Boerkircher, Nate 2-32; Washington, Marcus 2-31; Brown, Alante 2-27; Manning, Omar 2-16; Brewington, Chancellor 1-5; Grant, Anthony 1-0.

**INTERCEPTIONS:** UND-Pedigo, Wyatt 1-15. **NEB-**None

**FUMBLES:** UND-Schuster, Tommy 1-1; Ocansey, Edward 1-0; Preston 1-0. **NEB-**Thompson, Casey 1-1; Grant, Anthony 1-0

**TACKLES:** UND- Mullin, Ted 3-4. **NEB-**Gifford, Isaac 7-1; Nelson, Garrett 6-2



## GA. SOUTHERN 45, NEBRASKA 42

SCORE BY QUARTERS	1	2	3	4	FINAL
Ga. Southern	14	14	7	10	45
Nebraska	7	21	7	7	42

### SCORING SUMMARY

QTR	TEAM	TIME	SCORE
1st	GS	08:02	White 2 yd rush (Raynor kick)
1st	NEB	04:17	Thompson 8 yd rush (Bleekrode kick)
1st	GS	02:21	White 26 yd rush (Raynor kick)
2nd	NEB	13:40	Belt 21 yd pass from Thompson (Bleekrode kick)
2nd	NEB	08:25	Grant 4 yd rush (Bleekrode kick)
2nd	GS	07:27	Green 1 yd rush (Raynor kick)
2nd	GS	04:00	Green 47 yd rush (Raynor kick)
2nd	NEB	01:50	Thompson 2 yd rush (Bleekrode kick)
3rd	GS	12:12	Jones 10 yd pass from Vantrease (Raynor kick)
3rd	NEB	03:18	Allen 7 yd rush (Bleekrode kick)
4th	GS	14:42	Raynor 19 yd Field Goal
4th	NEB	03:05	Thompson 1 yd rush (Bleekrode kick)
4th	GS	00:36	Vantrease 8 yd rush (Raynor kick)

**Lincoln (Sept. 10)** - Nebraska's offense rolled up 575 yards of total yards, but Georgia Southern answered with 642 offensive yards in a 45-42 win over the Huskers.

Kyle Vantrease's eight-yard run with 36 seconds gave the Eagles a 45-42 lead, but Nebraska quickly drove into field goal range, as Casey Thompson hit Trey Palmer with an 18-yard completion with one second left. NU was unable to get the game to overtime, as Timmy Bleekrode missed a 52-yard attempt on the game's final play.

Thompson completed 23-of-34 passes for 318 yards and a touchdown while also rushing for three scores, the last to give NU a 42-38 lead with 3:05 left. Marcus Washington led the Husker receivers with 123 yards on six catches, while Anthony Grant rushed for a game-high 138 yards and a TD on 27 carries.

After Thompson's touchdown with 3:05 left, Vantrease, who completed 37-of-56 passes for 409 yards, guided the visitors on an 11-play, 75-yard drive to give the Eagles the lead. The Eagles added 233 rushing yards, including 132 yards and two TDs from Gerald Green on just 10 attempts. Jalen White also scored twice, finishing with 85 yards on 17 carries.

Marques Buford Jr. provided highlights for the Nebraska defense with a pair of interceptions to go along with his five tackles. Isaac Gifford led Nebraska with 11 total tackles, while Luke Reimer and Stephon Wynn Jr. each pitched in nine stops.

The first half was full of fireworks, as the teams combined for 56 points and 689 yards in going to the locker room tied at 28. The Huskers trailed 14-7 before Thompson found Brody Belt for a 21-yard touchdown. After Buford's first interception, NU marched 76 yards in 10 plays as Grant's four-yard run gave NU a 21-14 lead with 8:25 left in the half.

Georgia Southern then answered with back-to-back touchdown drives in a 3:27 span to regain a 28-21 edge. Green, who had 120 yards on five carries for the Eagles in the first half, scored on runs of 1 and 47 yards. Thompson answered for the Huskers on their final drive of the half, capping a six-play, 75-yard drive with his two-yard touchdown run to tie the game at 28.

The two teams exchanged touchdowns in the third quarter to send the game to the fourth quarter tied at 35. However, Georgia Southern opened the fourth with 3rd-and-goal near the Husker goal line. Nebraska's defense held, forcing a 19-yard field goal by Alex Raynor.

Trailing 38-35, the Blackshirts forced their second turnover of the day, as Vantrease was pressured by Garrett Nelson and the pass was picked off by Buford for his second interception of the night. Thompson and the Husker offense took over at the NU 2 and proceeded to march 98 yards on 15 plays over the next 5:58, capped by his own one-yard touchdown plunge to give the Big Red a 42-38 lead with 3:05 left.

TEAM STATISTICS	GS	NEB
FIRST DOWNS	34	33
RUSHES-YARDS (NET)	30-233	47-257
PASSING-YARDS (NET)	409	318
Passes Att-Comp-Int	56-37-2	34-23-0
TOTAL OFFENSE PLAYS-YARDS	86-642	81-575
Fumble Returns-Yards	0-0	0-0
Punt Returns-Yards	0-0	0-0
Kickoff Returns-Yards	1-21	3-58
Interception Returns-Yards	0-0	2-0
Punts (Number-Avg)	1-38.0	1-50.5
Fumbles-Lost	0-0	0-0
Penalties-Yards	3-15	10-77
Possession Time	28:04	31:56
Third-Down Conversions	9-13	9-13
Fourth-Down Conversions	2-2	0-0
Red-Zone Scores-Chances	5-6	5-5
Sacks By: Number-Yards	2-11	0-0

**RUSHING:** GS- Green, Gerald 10-132; White, Jalen 17-85; Hood, Khaleb 1-9; Vantrease, Kyle 2-7. **NEB-** Grant, Anthony 27-138; Allen, Ajay 8-76; Thompson, Casey 10-31; Smothers, Logan 1-10; Ervin Jr., Gabe 1-2

**PASSING:** GS-Vantrease, Kyle 37-56-2-409-1. **NEB-**Thompson, Casey 23-34-0-318-1.

**RECEIVING:** GS-Burgess Jr., Derwin 12-119; Singleton, Jeremy 9-89; Hood, Khaleb 6-82; Jones, Amare 3-21; White, Jalen 3-20; Johnson, Beau 2-42; Kenerson, Sam 1-31; McAfee, Jjay 1-5. **NEB-** Washington, Marcus 6-123; Palmer, Trey 6-81; Brown, Alante 3-28; Martin, Oliver 2-36; Belt, Brody 2-24; Liewer, Wyatt 1-13; Allen, Ajay 1-9; Manning, Omar 1-8; Brewington, Chancellor 1-4

**INTERCEPTIONS:** GS-0-0. **NEB-**Buford Jr., Marques 2-0

**FUMBLES:** GS-None. **NEB-**None

**TACKLES:** GS- Watson-Trent, Marques 7-3. **NEB-**Gifford, Isaac 6-5

## NO. 6 OKLAHOMA 49, NEBRASKA 14

SCORE BY QUARTERS	1	2	3	4	FINAL
Oklahoma	14	21	14	0	49
Nebraska	7	0	0	7	14

### SCORING SUMMARY

QTR	TEAM	TIME	SCORE
1st	NEB	11:19	Palmer 32 yd pass from Thompson (Bleekrode kick)
1st	OU	09:30	Gabriel 61 yd rush (Schmit kick)
1st	OU	01:57	Farooq 25 yd pass from Gabriel (Schmit kick)
2nd	OU	14:48	Major 1 yd rush (Schmit kick)
2nd	OU	11:35	Major 24 yd pass from Willis (Schmit kick)
2nd	OU	01:44	Gray 16 yd rush (Schmit kick)
3rd	OU	13:13	Gray 21 yd rush (Schmit kick)
3rd	OU	08:59	Wease 15 yd pass from Gabriel (Schmit kick)
4th	NEB	03:17	Purdy, Chubba 8 yd rush (Bleekrode kick)

**Lincoln (Sept. 17)** - Nebraska scored on its opening drive to take a 7-0 lead, but Oklahoma answered with seven touchdowns, as the No. 6 Sooners spoiled the Husker head coaching debut of Mickey Joseph with a 49-14 victory in the first meeting between the longtime rivals at Memorial Stadium.

After forcing a 3-and-out, Nebraska scored on its opening possession, going 77 yards in just six plays capped by Casey Thompson's 32-yard touchdown strike to Trey Palmer just 3:41 into the game.

Oklahoma came right back, as Dillon Gabriel, who also completed 16-of-27 passes for 230 yards and a pair of TDs, scored on a 61-yard touchdown run. The Sooners took the lead in the final minutes of the quarter, as Gabriel connected with Jalil Farooq on a 25-yard TD pass.

The Sooners broke the game open in the second quarter, scoring 21 unanswered points to take a 35-7 lead into the break. Marcus Major put OU up 21-7 just 12 seconds into the second period on a one-yard touchdown run. Major notched his second touchdown on the Sooners' next series, catching a 24-yard pass from tight end Brayden Willis to make it 28-7. OU ended the first-half scoring with a 16-yard touchdown run by Eric Gray to close a five-play, 65-yard drive. Gray, who added a touchdown early in the third quarter, led all rushers in the game with 11 carries for 113 yards, as the Sooners totaled 580 total yards in the victory.

The Sooners built a 49-7 lead midway through the third quarter following Gabriel's 15-yard TD pass to Theo Wease, while Nebraska closed the scoring with a 13-play, 82-yard drive in the fourth quarter, capped by an eight-yard run from backup quarterback Chubba Purdy with 3:11 left.

Thompson completed 14-of-20 passes for 129 yards and a score for Nebraska, while Purdy completed 7-of-11 attempts for 35 yards, but did throw an interception. Palmer was Nebraska's top target, hauling in a career-high 10 receptions for 92 yards and the opening score.

Gabe Ervin Jr. led the NU ground game with 60 yards on seven second-half carries. Ajay Allen added 49 yards on 11 attempts, while Anthony Grant contributed 36 yards on 13 totes.

TEAM STATISTICS	OU	NEB
FIRST DOWNS	31	21
RUSHES-YARDS (NET)	54-312	45-163
PASSING-YARDS (NET)	268	164
Passes Att-Comp-Int	30-19-0	31-21-1
TOTAL OFFENSE PLAYS-YARDS	84-580	76-327
Fumble Returns-Yards	1-0	1-0
Punt Returns-Yards	4-61	1--1
Kickoff Returns-Yards	0-0	0-0
Interception Returns-Yards	1-0	0-0
Punts (Number-Avg)	3-48.7	3-42.3
Fumbles-Lost	3-1	2-1
Penalties-Yards	6-65	5-40
Possession Time	29:36	30:24
Third-Down Conversions	10-16	6-17
Fourth-Down Conversions	1-2	0-2
Red-Zone Scores-Chances	3-4	1-2
Sacks By: Number-Yards	4-32	2-7

**RUSHING:** OU-Gray, Eric 11-113; Barnes, Jovantae 13-77; Gabriel, Dillon 6-55; Major, Marcus 12-35; Walker, Tawee 4-17; Beville, Davis 3-13; Stoops, Drake 2-5; Mims, Marvin 1-4; TEAM 2--7. **NEB-**Ervin Jr., Gabe 7-60; Allen, Ajay 11-49; Grant, Anthony 13-36; Purdy, Chubba 5-29; Yant, Jaquez 4-19; Thompson, Casey 5--30.

**PASSING:** OU-Gabriel, Dillon 16-27-0-230-2; Willis, Brayden 1-1-0-24-1; Beville, Davis 2-2-0-14-0. **NEB-**Purdy, Chubba 7-11-1-35-0; Thompson, Casey 14-20-0-129-1

**RECEIVING:** OU- Mims, Marvin 4-66; Farooq, Jalil 3-58; Stoops, Drake 3-32; Wease, Theo 2-46; Willis, Brayden 2-19; Major, Marcus 1-24; Bunkley-Shelton, LV 1-10; Parker, Daniel 1-5; Gray, Eric 1-4; Helms, Kaden 1-4. **NEB-**Palmer, Trey 10-92; Washington, Marcus 2-17; Belt, Brody 2-9; Martin, Oliver 1-18; Brown, Alante 1-11; Brewington, Chancellor 1-6; Liewer, Wyatt 1-5; Boerkircher, Nate 1-4; Vokolek, Travis 1-2; Garcia-Castaneda, Isaiah 1-0

**INTERCEPTIONS:** OU-Lawrence, Key 1-0. **NEB-**None

**FUMBLES:** OU-Beville, Davis 1-1 West, Trevon 1-0; TEAM 1-0. **NEB-**Garcia-Castaneda, Isaiah 1-0 Palmer, Trey 1-1

**TACKLES:** OU-Kanak, Jaren 3-7. **NEB-**Reimer, Luke 3-5

# NEBRASKA 35, INDIANA 21

SCORE BY QUARTERS	1	2	3	4	FINAL
Indiana	0	21	0	0	21
Nebraska	7	14	0	14	35

## SCORING SUMMARY

QTR	TEAM	TIME	SCORE
1st	NEB	13:17	Martin 34 yd pass from Thompson (Bleekrode kick)
2nd	IND	12:17	Jackson 0 yd fumble return (Campbell kick)
2nd	NEB	10:03	Hartzog 30 yd punt return off block (Bleekrode kick)
2nd	NEB	05:54	Yant 1 yd rush (Bleekrode kick)
2nd	IND	03:09	Simmons 13 yd pass from Bazelak (Campbell kick)
2nd	IND	00:15	Shivers 1 yd rush (Campbell kick)
4th	NEB	13:43	Palmer 71 yd pass from Thompson (Bleekrode kick)
4th	NEB	06:53	Thompson 1 yd rush (Bleekrode kick)

**Lincoln (Oct. 1)** - Nebraska limited Indiana to 79 yards in the second half, as the Huskers pulled away in a 35-21 win on Homecoming.

The Huskers and Hoosiers were tied at 21 at halftime, but the Blackshirts allowed three Hoosier first downs in the second half to help interim coach Mickey Joseph to his first win at Nebraska. In all, the Husker defense allowed a season-low 290 yards, including 67 yards rushing by Indiana on just 23 carries.

Isaac Gifford was one of four Huskers with a team-high five tackles, while adding two tackles for loss. Quinton Newsome, Luke Reimer and Nick Henrich added five tackles apiece. Reimer snagged an interception while Garrett Nelson and Ty Robinson garnered two sacks and one sack, respectively.

Casey Thompson put Nebraska ahead for good, connecting with Trey Palmer on a 71-yard touchdown pass with 13:43 remaining. Thompson, who completed 18-of-27 passes for 270 yards and two touchdowns, also capped the scoring with a one-yard touchdown run.

Palmer enjoyed a career day with eight catches for a then-career-high 157 yards and a score, while Oliver Martin had three receptions for 65 yards and a score.

Anthony Grant carried the ball 32 times for 136 yards en route to his fourth 100-yard game of the season, as Nebraska out-gained Indiana, 385-290.

After forcing a three-and-out on Indiana's first possession, Nebraska needed just three plays to go 72 yards, as Thompson found Martin for a 34-yard touchdown just 1:43 into the contest.

Indiana's defense got the Hoosiers on the scoreboard early in the second quarter as Myles Jackson recovered a fumble in the end zone following Louis Moore's strip-sack of Chubba Purdy to knot the score at seven.

Nebraska's special teams came back with one of its biggest plays of the season, as Chris Kolarevic broke through Indiana's protection to block James Evans' punt, and freshman Malcolm Hartzog picked up the ball and went 30 yards for a touchdown. The Huskers extended their lead to 21-7 on its next possession, going 55 yards in eight plays, culminating in a one-yard score from Jaquez Yant with 5:54 left on the clock.

The Hoosiers tacked on two scores in the final 3:09 to tie the game at 21 at the half. Emery Simmons hauled in a 13-yard touchdown score, while Shaun Shivers scored on a one-yard run with 15 seconds remaining to tie the game heading into the break.

## TEAM STATISTICS

	IU	NEB
FIRST DOWNS	14	22
RUSHES-YARDS (NET)	23-67	51-115
PASSING-YARDS (NET)	223	270
Passes Att-Comp-Int	44-22-1	27-18-1
TOTAL OFFENSE PLAYS-YARDS	67-290	78-385
Fumble Returns-Yards	1-0	0-0
Punt Returns-Yards	1-0	4-78
Kickoff Returns-Yards	1-21	0-0
Interception Returns-Yards	1-0	1-0
Punts (Number-Avg)	11-40.3	11-39.1
Fumbles-Lost	0-0	2-1
Penalties-Yards	11-92	12-111
Possession Time	24:06	34:51
Third-Down Conversions	2-15	7-16
Fourth-Down Conversions	0-1	0-0
Red-Zone Scores-Chances	2-2	2-3
Sacks By: Number-Yards	4-48	3-26

**RUSHING:** IU- Lucas, Jaylin 3-39; Shivers, Shaun 9-25; Henderson, Josh 5-22; McCulley, Donaven 1-0; Bazelak, Connor 5--19. **NEB-**Grant, Anthony 32-136; Ervin Jr., Gabe 6-21; Yant, Jaquez 2-3; Belt, Brody 0-0; TEAM 3--3; Purdy, Chubba 2--10; Thompson, Casey 6--32

**PASSING:** IU-Bazelak, Connor 22-44-1-223-1. **NEB-**Thompson, Casey 18-27-1-270-2

**RECEIVING:** IU-Simmons, Emery 6-57; Coby, Andison 5-54; Henderson, Josh 3-44; Barner, AJ 3-23; Swinton, Javon 2-33; Shivers, Shaun 2-5; Holt-Bennett, Malachi 1-7. **NEB-**Palmer, Trey 8-157; Martin, Oliver 3-65; Washington, Marcus 2-15; Brown, Alante 1-14; Vokolek, Travis 1-11; Brewington, Chancellor 1-5 Belt, Brody 1-2; Grant, Anthony 1-1

**INTERCEPTIONS:** IU-Fitzgerald, Bryant 1-0. **NEB-**Reimer, Luke 1-0

**FUMBLES:** IU-None. **NEB-**Purdy, Chubba 1-1; Grant, Anthony 1-0

**TACKLES:** IU-Jones, Cam 6-4. **NEB-**Gifford, Isaac 2-3; Newsome, Quinton 2-3; Reimer, Luke 2-3; Henrich, Nick 2-3

# NEBRASKA 14, RUTGERS 13

SCORE BY QUARTERS	1	2	3	4	OT	FINAL
Nebraska	0	0	7	7		14
Rutgers	10	3	0	0		13

## SCORING SUMMARY

QTR	TEAM	TIME	SCORE
1st	RUT	12:22	Vedral 21 yd rush (McAtamney kick)
1st	RUT	02:29	McAtamney 25 yd FG
2nd	RUT	06:30	McAtamney 40 yd FG
3rd	NEB	10:35	Vokolek 7 yd pass from Thompson (Bleekrode kick)
4th	NEB	08:54	Palmer 27 yd pass from Thompson (Bleekrode kick)

**Piscataway, N.J. (Oct. 7)** - Nebraska overcame a 13-point deficit with a pair of second-half scores, as the Huskers captured a 14-13 road win at Rutgers.

The win was Nebraska's first victory when trailing after three quarters since the Huskers erased a 14-point deficit in a 42-38 win at Illinois on Sept. 21, 2019. It also marked NU's 24th comeback of 13 or more points in school history and the seventh in a Big Ten Conference game.

Nebraska was outgained 348-304, but pitched a second-half shutout for the second straight game and got three interceptions in the final 30 minutes of the contest. The Blackshirts held Rutgers to just 85 yards of total offense after halftime.

Garrett Nelson led Nebraska with a career-high 11 tackles, two tackles for loss and 1.5 sacks. Nick Henrich tallied nine tackles and a tackle for loss while Myles Farmer, Malcolm Hartzog and Brandon Moore each recorded interceptions.

Rutgers jumped ahead 7-0 with a six-play, 75-yard drive on the opening possession, capped by a 21-yard touchdown run by Noah Vedral on a scamper down the left sideline.

With just over two minutes left in the first quarter, the Scarlet Knights tacked onto the lead with a 25-yard field goal by Jude McAtamney on a drive that began on the Nebraska nine-yard line after Parker Day's 11-yard return on a blocked punt. Rutgers stetched the lead to 13-0 after McAtamney's 40-yard field goal capped a seven-play, 43-yard drive.

Trailing 13-0 at the break, Nebraska took the momentum instantly in the third quarter with a nine-play, 70-yard drive that culminated with Casey Thompson's seven-yard pass to Travis Vokolek. It was Vokolek's first touchdown as a Husker and his first since he played for Rutgers in 2018 and was part of a night where he caught a career-high six passes for 42 yards.

The score would remain the same until early in the fourth quarter when Myles Farmer picked off an Evan Simon pass and returned it 17 yards to the Rutgers 27. NU would strike one play later, as Thompson hit Trey Palmer on a 27-yard touchdown pass to give Nebraska a 14-13 lead with 8:54 remaining.

Thompson completed 24-of-36 passes for 232 yards, a pair of touchdowns and two interceptions. Anthony Grant had 19 carries for 47 yards, while Trey Palmer led the Husker receiving corps with four receptions for 64 yards and the go-ahead score.

On its next possession, Rutgers got near midfield, but was forced to punt, and Nebraska took nearly five minutes off the clock.

The Scarlet Knights had one last chance at the go-ahead score, taking over at their own 20-yard line with 1:03 left without any timeouts. Rutgers appeared to have a first down on a defensive pass interference penalty against the Huskers, but the penalty was called off after a second look at the play on the official review ruled that Ochaun Mathis tipped the ball at the line of scrimmage. On the next play, Hartzog intercepted Simon's pass with 48 seconds remaining to seal the win.

## TEAM STATISTICS

	NEB	RUT
FIRST DOWNS	18	14
RUSHES-YARDS (NET)	29-72	38-115
PASSING-YARDS (NET)	232	233
Passes Att-Comp-Int	37-24-2	30-12-3
TOTAL OFFENSE PLAYS-YARDS	66-304	68-348
Fumble Returns-Yards	0-0	0-0
Punt Returns-Yards	0-0	3-38
Kickoff Returns-Yards	3-40	1-24
Interception Returns-Yards	3-17	2-2
Punts (Number-Avg)	8-35.1	8-41.9
Fumbles-Lost	0-0	0-0
Penalties-Yards	9-66	9-97
Possession Time	31:40	28:20
Third-Down Conversions	4-14	4-15
Fourth-Down Conversions	1-2	0-0
Red-Zone Scores-Chances	1-1	1-1
Sacks By: Number-Yards	3-16	1-6

**RUSHING:** RUT-Brown V, Samuel 16-63; Vedral, Noah 7-27; Salaam, Al-Shadee 5-15; Langan, Johnny 5-9; K.Monangai, Kyle 2-9; Simon, Evan 3--8. **NEB-**Grant, Anthony 19-47; Yant, Jaquez 4-22; Thompson, Casey 2-3; Purdy, Chubba 1-2; Palmer, Trey 1-0; TEAM 1--1; Brown, Alante 1--1

**PASSING:** RUT-Vedral, Noah 6-15-0-133-0; Simon, Evan 6-15-3-100-0. **NEB-**Thompson, Casey 24-36-2-232-1; Purdy, Chubba 0-1-0-0-0

**RECEIVING:** RUT- Cruickshank, Aron 5-71; Jones, Shameen 2-76; Ryan, Sean 2-50; Langan, Johnny 1-19; Brown V, Samuel 1-9; Long, Chris 1-8. **NEB-**Vokolek, Travis 6-46; Grant, Anthony 6-34; Palmer, Trey 4-64; Washington, Marcus 4-53; Martin, Oliver 2-16; Brewington, Chancellor 1-17

**INTERCEPTIONS:** RUT-Braswell, Christian 1-1; Melton, Max 1-1. **NEB-**Farmer, Myles 1-17; Hartzog, Malcolm 1-0; Moore, Brandon 1-0

**FUMBLES:** RUT-None; **NEB-** None

**TACKLES:** RUT-Jennings, Deion 7-5. **NEB-**Nelson, Garrett 2-9

## PURDUE 43, NEBRASKA 37

SCORE BY QUARTERS	1	2	3	4	FINAL
Nebraska	0	13	17	7	37
Purdue	10	17	7	9	43

### SCORING SUMMARY

QTR	TEAM	TIME	SCORE
1st	PUR	5:54	Sheffield 2 yd pass from O'Connell (Fineran kick)
1st	PUR	1:09	Fineran 37 yd FG
2nd	NEB	13:16	Yant 1 yd rush (Bleekrode kick)
2nd	NEB	9:01	Bleekrode 36 yd FG
2nd	PUR	5:49	Jones 31 yd pass from O'Connell (Fineran kick)
2nd	PUR	4:44	Fineran 37 yd FG
2nd	PUR	0:35	Mockobee 1 yd rush (Fineran kick)
2nd	NEB	0:00	Bleekrode 43 yd FG
3rd	NEB	13:51	Palmer 37 yd pass from Thompson (Bleekrode kick)
3rd	NEB	5:17	Bleekrode 22 yd FG
3rd	PUR	2:18	Sheffield 28 yd pass from O'Connell (Fineran kick)
3rd	NEB	1:46	Palmer 72 yd pass from Thompson (Bleekrode kick)
4th	PUR	10:00	Fineran 34 yd FG
4th	PUR	6:55	Jones 2 yd pass from O'Connell (kick failed)
4th	NEB	5:55	Grant 1 yd rush (Bleekrode kick)

**West Lafayette, Ind. (Oct. 7)** - Trey Palmer enjoyed a record-setting performance, but Nebraska saw its two-game win streak snapped with a 43-37 loss at Purdue.

Palmer hauled in seven catches for a school-record 237 yards, breaking the mark of 209 set by JD Spielman in 2018. Palmer, who scored on touchdown catches of 37 and 72 yards, also had a 60-yard run, as he accounted for nearly 300 all-purpose yards. Nebraska tallied 476 total yards, but allowed 608 yards to Purdue, which scored 17 straight second-quarter points to break a 10-all tie and never trailed again.

After falling behind 10-0, Nebraska got a one-yard touchdown run from Jaquez Yant before a 36-yard field goal from Timmy Bleekrode tied the game. Purdue responded with three straight scores to push the lead to 27-10. A 31-yard touchdown pass from Aiden O'Connell to Charlie Jones gave the Boilermakers the lead before a 37-yard field goal from Mitchell Fineran and a one-yard rushing touchdown from Devin Mockobee, who finished with 178 yards on 30 carries.

The Husker comeback started in the final minute of the half, as NU went 50 yards in five plays, and Bleekrode's second field goal made it 27-13. Nebraska struck quickly on the first possession of the second half, as Casey Thompson found Palmer on a 37-yard scoring strike. The Huskers got to within 27-23 after Bleekrode's 22-yard field goal with 5:17 left in the third quarter.

The teams traded scores on their next possessions, as Purdue went 75 yards in six plays, capped by a 28-yard scoring toss to TJ Sheffield, before Nebraska responded two plays later on a 72-yard strike from Thompson to Palmer to make it 34-30 with 1:46 left in the third quarter.

Purdue stretched the lead to 43-30 with 6:55 remaining after a Fineran field goal and a two-yard pass from O'Connell to Jones, who finished with 12 catches for 132 yards and two scores.

Nebraska came right back, going 70 yards in three plays as Palmer's 64-yard reception set up Anthony Grant's one-yard run to make it 43-37, but Purdue ran out the clock on its next possession, as the Boilermakers held the ball for nearly 43 minutes in the game.

Thompson completed 16-of-29 passes for 354 yards and two touchdowns for NU, while O'Connell was 35-of-54 for 391 yards and four scores.

### TEAM STATISTICS

	NEB	PUR
FIRST DOWNS	15	38
RUSHES-YARDS (NET)	23-122	47-217
PASSING-YARDS (NET)	354	391
Passes Att-Comp-Int	29-16-2	54-35-1
TOTAL OFFENSE PLAYS-YARDS	52-476	101-608
Fumble Returns-Yards	0-0	0-0
Punt Returns-Yards	0-0	2-16
Kickoff Returns-Yards	5-111	2-18
Interception Returns-Yards	1-0	2-15
Punts (Number-Avg)	4-42.0	4-20.0
Fumbles-Lost	1-0	0-0
Penalties-Yards	4-40	2-14
Possession Time	17:18	42:42
Third-Down Conversions	3-9	9-18
Fourth-Down Conversions	0-0	2-2
Red-Zone Scores-Chances	4-4	6-7
Sacks By: Number-Yards	0-0	4-38

**RUSHING:** PUR- Mockobee, Devin 30-178; Doerue, King 8-31; Lewis, Kobe 3-10; O'Connell, Aiden 2-3; Tracy Jr., Tyrone 1--2; TEAM 3--3. **NEB**-Palmer, Trey 1-60; Grant, Anthony 11-35; Johnson, Rahmir 1-17; Yant, Jaquez 4-11; Thompson, Casey 6--1

**PASSING:** PUR-O'Connell, Aiden 35-54-1-391-4. **NEB**-Thompson, Casey 16-29-2-354-2.

**RECEIVING:** PUR-Jones, Charlie 12-132; Sheffield, TJ 5-70; Durham, Payne 5-30; Sowinski, Andrew 4-34; Doerue, King 2-38; Rice, Mershawn 2-29; Mockobee, Devin 2-28; Tracy Jr., Tyrone 2-21; Yaseen, Abdur-Rahmaan 1-9.

**NEB**- Palmer, Trey 7-237; Vokolek, Travis 3-38; Washington, Marcus 3-30; Grant, Anthony 2-4; Martin, Oliver 1-45.

**INTERCEPTIONS:** PUR-Washington, Clyde 1-15; Taylor, Reese 1-0. **NEB**-Hartzog, Malcolm 1-0

**FUMBLES:** PUR-None; **NEB**-Thompson, Casey 1-0

**TACKLES:** PUR-Graham, Jalen 6-0. **NEB**-Farmer, Myles 3-6; Gifford, Isaac 6-3

## NO. 17 ILLINOIS 26, NEBRASKA 9

SCORE BY QUARTERS	1	2	3	4	FINAL
Illinois	6	14	3	3	26
Nebraska	3	6	0	0	9

### SCORING SUMMARY

QTR	TEAM	TIME	SCORE
1st	ILL	12:33	Williams 46 pass from Devito (kick failed)
1st	NEB	1:49	Bleekrode 26 yd FG
2nd	NEB	9:38	Vokolek 56 yd pass from Thompson (kick blocked)
2nd	ILL	6:03	Brown, C. 1 yd rush (Griffin kick)
2nd	ILL	0:23	Brown, C. 12 yd pass from Devito (Griffin kick)
3rd	ILL	3:29	Griffin 36 yd FG
4th	ILL	11:12	Griffin 41 yd FG

**Lincoln (Oct. 29)** - Nebraska led 9-6 in the second quarter, but No. 17 Illinois responded with 20 unanswered points to grab a 26-9 victory over the Cornhuskers.

The Huskers had a three-point lead and the ball with less than seven minutes remaining in the first half when Casey Thompson was hit as he threw, resulting in an interception by Sydney Brown. Illinois returned the interception to the Nebraska 11-yard line and scored two plays later to take the lead for good. Thompson would not return for the Huskers, who managed just 34 yards of offense without their starting quarterback over the final 36 minutes against the No. 1 defense in the country.

After Illinois' opening-drive touchdown, the Huskers pulled to within 6-3 with 1:49 left in the first quarter. Chancellor Brewington's 45-yard reception set up a 26-yard field goal by Timmy Bleekrode to put Nebraska on the board.

After a defensive stop, the Huskers went 93 yards in five plays to take the lead. Alante Brown's career-long 32-yard reception got the Huskers out of the shadow of their end zone. Three plays later, Thompson found Travis Vokolek, who sprinted down the sideline for a 56-yard score to put NU ahead 9-6 with 9:38 remaining in the first half.

Illinois' defense responded with the interception of Thompson and scored two plays later on a Chase Brown one-yard touchdown run. The Illini would tack on another score in the final minute of the half, going 72 yards in 11 plays as Brown hauled in a 12-yard touchdown from Tommy Devito to make it 20-9 at the break.

Nebraska drove into Illinois territory on the first drive of the second half, but the drive stalled. After a Brian Buschini punt pinned the Illini at their own 9-yard line, Quinton Newsome came up with a big play for the Husker defense, recovering an Isaiah Williams' fumble at the Illinois 23-yard line. With a chance to make it a one score drive, Chubba Purdy, who played the entire second half after Thompson's injury, was picked off on the subsequent drive to give the ball back to the Fighting Illini. Illinois then marched 70 yards on 13 plays ending with a 36-yard field goal to extend the lead to 14. Nebraska's fourth turnover of the game set Illinois up with a short field, but the Husker defense did not allow a first down as Illinois settled for a 41-yard field goal early in the fourth quarter.

That proved to be the final points of the game, as the Huskers held the Illini to only six points in the second half. Nebraska limited Illinois to 132 yards in the second half and came up big as three of Illinois' second-half drives started at midfield or in Nebraska territory.

Luke Reimer led the attack on defense with nine total tackles, followed by Marques Buford Jr. and Myles Farmer who both finished with seven.

The Husker offense tallied 219 yards in the first half but were held to just 29 yards of offense in the second half. Anthony Grant carried the ball 12 times for 61 yards in the game while Casey Thompson led Nebraska with 172 passing yards and a touchdown before the injury.

### TEAM STATISTICS

	ILL	NEB
FIRST DOWNS	18	9
RUSHES-YARDS (NET)	48-188	25-60
PASSING-YARDS (NET)	179	188
Passes Att-Comp-Int	22-20-0	24-11-3
TOTAL OFFENSE PLAYS-YARDS	70-367	49-248
Fumble Returns-Yards	1-0	1-0
Punt Returns-Yards	1-24	0-0
Kickoff Returns-Yards	0-0	2-32
Interception Returns-Yards	3-47	0-0
Punts (Number-Avg)	6-44.0	6-48.2
Fumbles-Lost	1-1	1-1
Penalties-Yards	8-72	3-30
Possession Time	38:13	21:47
Third-Down Conversions	7-15	2-12
Fourth-Down Conversions	0-0	0-0
Red-Zone Scores-Chances	3-3	1-1
Sacks By: Number-Yards	2-16	2-19

**RUSHING:** ILL-Brown, Chase 32-149; Devito, Tommy 6-37; Love III, Reggie 6-12; McCray, Josh 1-4; TEAM 2--2; Williams, Isaiah 1--12. **NEB**-Grant, Anthony 12-61; Thompson, Casey 2-10; Smothers, Logan 2-6; TEAM 1--2; Yant, Jaquez 3--4; Purdy, Chubba 5--11

**PASSING:** ILL-Devito, Tommy 20-22-0-179-2. **NEB**-Purdy, Chubba 3-8-1-15-0; Smothers, Logan 1-1-0-1-0; Thompson, Casey 7-15-2-172-1

**RECEIVING:** ILL- Brown, Chase 3-13; Reiman, Tip 2-39; Washington, Casey 2-16; Ford, Luke 1-15; Hightower, Brian 1-3; Love III, Reggie 1-3; Beatty, Hank 1--3.

**NEB**- Grant, Anthony 3-27; Brown, Alante 2-47; Brewington, Chancellor 2-45; Vokolek, Travis 1-56; Washington, Marcus 1-8; Boerkircher, Nate 1-4; Palmer, Trey 1-1.

**INTERCEPTIONS:** ILL-Brown, Sydney 2-47; Martin, Jartavious 1-0. **NEB**-None

**FUMBLES:** ILL-Williams, Isaiah 1-1. **NEB**-Grant, Anthony 1-1

**TACKLES:** ILL-Brown, Sydney 4-2. **NEB**-Reimer, Luke 4-5

# MINNESOTA 20, NEBRASKA 13

SCORE BY QUARTERS	1	2	3	4	FINAL
Minnesota	0	0	10	10	20
Nebraska	10	0	0	3	13

## SCORING SUMMARY

QTR	TEAM	TIME	SCORE
1st	NEB	10:46	Purdy 2 yd rush (Bleekrode kick)
1st	NEB	04:18	Bleekrode 24 yd FG
3rd	MINN	10:30	Trickett, 47 yd FG
3rd	MINN	03:20	Ibrahim 3 yd rush (Trickett kick)
4th	MINN	14:02	Trickett 49 yd FG
4th	MINN	09:22	Ibrahim 3 yd rush (Trickett kick)
4th	NEB	04:49	Bleekrode 26 yd FG

**Lincoln (Nov. 5)** - Anthony Grant rumbled for 115 yards on 21 carries, but the Huskers could not maintain a 10-0 halftime lead in a 20-13 loss to visiting Minnesota.

Nebraska's back-up quarterbacks Chubba Purdy and Logan Smothers, along with a hard-hitting Husker defense, kept the Huskers within striking distance to the final possession, but they were unable to notch a victory.

Nebraska jumped to a quick 10-0 first-quarter lead behind Purdy and the hard running of Grant. Purdy led the Huskers on a nine-play, 75-yard game-opening drive capped by his two-yard touchdown run just 4:14 into the game to give the Big Red a 7-0 lead.

The Husker defense then forced a quick three-and-out on Minnesota's opening possession, as NU started its second drive with excellent field position at its own 44. Eleven plays later, the Huskers extended their lead to 10-0 on Timmy Bleekrode's 24-yard field goal with 4:18 left in the first quarter.

Nebraska went to halftime with a 10-0 lead and a 151-31 advantage in total yards. On Minnesota's final offensive play of the half, Tanner Morgan was sacked and shaken up. He did not return in the second half, giving way to Athan Kaliakmanis.

The Gopher backup sparked Minnesota's offense by completing several long passes in the third quarter to set up a pair of scores. After a 47-yard field goal got Minnesota on the board 4:30 into the third quarter, Mohamed Ibrahim, who finished with 128 yards and two TDs on 32 carries, tied the game with a three-yard touchdown run with 3:20 left in the period.

Another field goal by Trickett in the opening minute of the fourth quarter gave Minnesota its first lead at 13-10, before Purdy threw an interception on third down on Nebraska's half of the field. Seven plays later, Ibrahim scored his second touchdown from three yards out on his 20th carry of the half.

After falling behind 20-10 with more than nine minutes left, the Huskers sent Smothers in at quarterback for his second series of the game. He led Nebraska on a 12-play, 67-yard drive that resulted in a 26-yard Bleekrode field goal with 4:49 left to cut the Minnesota margin to one score at 20-13.

The Nebraska defense held on its next possession, forcing a Minnesota punt with more than two minutes left, setting up Smothers and the offense 88 yards from a game-tying or game-winning score. On third-and-long, Smothers connected with Marcus Washington on a 31-yard pass to get to the ball near midfield. On 4th-and-5 from the NU 47, Smothers attempted to connect with Trey Palmer down the middle, but the pass was broken up, ending the Husker hopes with 1:13 left.

## TEAM STATISTICS

	MINN	NEB
FIRST DOWNS	18	13
RUSHES-YARDS (NET)	45-125	35-146
PASSING-YARDS (NET)	175	121
Passes Att-Comp-Int	20-12-0	26-11-1
TOTAL OFFENSE PLAYS-YARDS	65-300	61-267
Fumble Returns-Yards	0-0	0-0
Punt Returns-Yards	3-28	0-0
Kickoff Returns-Yards	2-43	0-0
Interception Returns-Yards	1-8	0-0
Punts (Number-Avg)	6-37.0	6-55.5
Fumbles-Lost	1-0	0-0
Penalties-Yards	2-18	2-10
Possession Time	34:41	25:19
Third-Down Conversions	3-11	5-16
Fourth-Down Conversions	0-0	1-2
Red-Zone Scores-Chances	2-2	3-3
Sacks By: Number-Yards	4-9	3-26

**RUSHING: MINN-** Ibrahim, Mohamed 32-128; Kaliakmanis, Athan 3-27; Williams, Bryce 1-2; Potts, Trey 2-1; **TEAM** 2--5; Morgan, Tanner 5--28. **NEB-** Grant, Anthony 21-115; Purdy, Chubba 6-24; Smothers, Logan 4-4; Johnson, Rahmir 4-3.

**PASSING: MINN-**Morgan, Tanner 6-8-0-38-0; Kaliakmanis, Athan 6-12-0-137-0. **NEB-**Purdy, Chubba 6-16-1-41-0; Smothers, Logan 5-10-0-80-0

**RECEIVING: MINN-**Jackson, Daniel 5-88; Brown-Stephens, Michael 3-27; Wright, Dylan 2-54; Spann-Ford, Brevyn 1-9; Hoskins, Kristen 1--3.

**NEB-**Palmer,Trey 5-37; Washington, Marcus 2-63; Johnson, Rahmir 1-7; Grant, Anthony 1-5; Brewington, Chancellor 1-5 Vokolek,Travis 1-4.

**INTERCEPTIONS: MINN-**Smith, Terell 1-0. **NEB-**None

**FUMBLES: MINN-**Morgan, Tanner 1-0. **NEB-**None

**TACKLES: MINN-**Lindenberg, Cody 5-3. **NEB-**Farmer, Myles 4-10

# NO. 3 MICHIGAN 34, NEBRASKA 3

SCORE BY QUARTERS	1	2	3	4	FINAL
Nebraska	0	3	0	0	3
No. 3 Michigan	7	10	7	10	34

## SCORING SUMMARY

QTR	TEAM	TIME	SCORE
1st	MICH	04:26	Corum 2 yd rush (Moody kick)
2nd	MICH	08:46	Bell 9 yd pass from McCarthy (Moody kick)
2nd	NEB -	04:10	Bleekrode 37 yd FG
2nd	MICH	00:01	Moody 30 yd FG
3rd	MICH	00:57	McCarthy 3 yd rush (Moody kick)
4th	MICH	09:39	Anthony 0 yd pass from McCarthy (Moody kick)
4th	MICH	01:17	Moody 43 yd FG

**Ann Arbor, Mich. (Nov. 12)** - Nebraska got a second-quarter field goal to pull within 14-3, but the Huskers were unable to get any closer, as No. 3 Michigan battled its way to a 34-3 win over the Huskers.

Although Nebraska capped a 12-play, 55-yard drive with a 37-yard Timmy Bleekrode field goal with 4:10 left in the first half, the Huskers lost starting quarterback Chubba Purdy late in the drive following Purdy's first-down gaining run. Purdy, who made his second straight start in place of an injured Casey Thompson, ended his day with a team-high 39 rushing yards on five carries, while completing 6-of-12 passes for 56 yards.

Logan Smothers came on in relief of Purdy and completed 4-of-8 passes for 15 yards the rest of the way, while adding one yard on four rushing attempts against a stout and aggressive Michigan defense. For the game, Nebraska managed just 146 total yards against the Wolverines.

Michigan controlled the game with its defense and a powerful running game that featured 162 yards on 28 carries from Blake Corum, including a two-yard touchdown run in the first quarter to give the Wolverines a 7-0 lead. C.J. Stokes added 68 yards on eight carries for the Wolverines, who amassed 264 yards on the ground among their 412 yards of total offense.

Nebraska's defense limited Michigan quarterback J.J. McCarthy to 129 yards on just 8-of-17 passing, including four connections for 72 yards to Ronnie Bell, who pulled down a nine-yard touchdown pass in the second quarter that gave the Wolverines a 14-0 lead.

The Huskers responded following Michigan's second score, as Purdy opened the ensuing drive with a 13-yard run. Three plays later, Purdy completed a 13-yard pass on 3rd-and-6 to Alante Brown, who finished the play with a highlight reel hurdle to convert for a Big Red first down.

On the next play, Nebraska moved 15 yards on a roughing the passer penalty on Michigan, before Purdy picked up seven more yards on the ground. Purdy made another third-down play with his legs, scampering eight yards on 3rd and 3 to set the Huskers up with a 1st and 10 at the Michigan 15. But Purdy was injured on a half slide at the end of the run and did not return.

Smothers came in and finished off the drive with the final three plays from scrimmage to set up Bleekrode's 37-yard field goal to cut the Michigan margin to 14-3.

Michigan responded with a 30-yard Jake Moody field goal to end the half with a 17-3 lead, then outscored the Huskers 17-0 in the second half.

Ernest Hausmann led the Nebraska defense with a career-high 10 tackles, including a sack, while Luke Reimer matched Hausmann with 10 tackles of his own.

Neither team committed a turnover, and the two squads combined for just five penalties for 45 yards in the contest.

## TEAM STATISTICS

	NEB	MICH
FIRST DOWNS	8	27
RUSHES-YARDS (NET)	29-75	49-264
PASSING-YARDS (NET)	71	148
Passes Att-Comp-Int	20-10-0	20-10-0
TOTAL OFFENSE PLAYS-YARDS	49-146	69-412
Fumble Returns-Yards	0-0	0-0
Punt Returns-Yards	0-0	4-11
Kickoff Returns-Yards	3-51	2-55
Interception Returns-Yards	0-0	0-0
Punts (Number-Avg)	7-43.1	7-39.7
Fumbles-Lost	2-0	1-0
Penalties-Yards	4-30	1-15
Possession Time	24:28	35:32
Third-Down Conversions	5-15	4-10
Fourth-Down Conversions	1-1	2-2
Red-Zone Scores-Chances	1-1	4-4
Sacks By: Number-Yards	2-11	2-5

**RUSHING: MICH-**Corum, Blake 26-162; Stokes, C.J. 8-68; Dunlap; Tavierre 2-14; Edwards, Donovan 2-13; Gash, Isaiah 5-12; Franklin, Leon 1-3; McCarthy, J.J. 3--8. **NEB-**Purdy, Chubba 5-39; Grant, Anthony 11-22; Johnson, Rahmir 1-13; Ervin Jr., Gabe 1-6; Jewett, Cooper 2-6; Smothers, Logan 4-1; **TEAM** 3--12.

**PASSING: MICH-**McCarthy, J.J. 8-17-0-129-2; Warren, Davis 2-3-0-19-0. **NEB-**Purdy, Chubba 6-12-0-56-0; Smothers, Logan 4-8-0-15-0

**RECEIVING: MICH-** Bell, Ronnie 4-72; Loveland, Colston 2-40; Wilson, Roman 1-13; Johnson, Cornelius 1-12; Morris, Tyler 1-7; Corum, Blake 1-4. **NEB-** Palmer, Trey 5-12; Washington, Marcus 2-36; Brown, Alante 1-13; Boerkircher, Nate 1-6; Grant, Anthony 1-4

**INTERCEPTIONS: MICH-**None. **NEB-**None

**FUMBLES: MICH-**Bell, Ronnie 1-0; **NEB-** Team 2-0

**TACKLES: MICH-**Colson, Junior 4-2. **NEB-**Hausmann, Earnest 8-2; Reimer, Luke 6-4

# WISCONSIN 15, NEBRASKA 14

SCORE BY QUARTERS	1	2	3	4	FINAL
Wisconsin	0	0	3	12	15
Nebraska	0	7	7	0	14

## SCORING SUMMARY

QTR	TEAM	TIME	SCORE
2	NEB	06:40	Palmer 11 yd pass from Thompson (Bleekrode kick)
3	WIS	04:50	Van Zelst 25 yd Field Goal
3	NEB	00:34	Palmer 19 yd pass from Thompson (Bleekrode kick)
4	WIS	10:07	Bell 10 yd pass from Mertz (pass failed)
4	WIS	00:35	Mertz 1 yd rush (run failed)

**Lincoln (Nov. 19)** - Wisconsin scored two touchdowns in the final 10:07 to erase an 11-point deficit and defeat Nebraska 15-14 at Memorial Stadium. Graham Mertz's one-yard touchdown run with 35 seconds left capped the comeback, as the Badgers outscored Nebraska 15-7 in the second half.

Nebraska's Trey Palmer hauled in a pair of touchdown passes, his second multi-touchdown effort of the season, in a losing effort.

Nebraska's defense set up the game's first score, as Malcolm Hartzog intercepted a Mertz pass and returned it 23 yards to the Wisconsin 37-yards line. Travis Vokolek kept the drive alive with a crucial eight-yard reception on 3rd-and-7, breaking a tackle at the UW 10-yard line and rumbling to the Badger four for a first down. NU would cash in two plays later as Casey Thompson found Palmer for an 11-yard touchdown to give NU a 7-0 lead with 6:40 left in the half.

Wisconsin then marched down the field and had the ball 1st-and-10 at the NU 21-yard line. The Badgers came up empty as Nate Van Zelst's 39-yard field goal into the wind was short, giving the Huskers a 7-0 halftime lead.

The Badgers got on the scoreboard on their second series of the second half, going 74 yards on 14 plays as Van Zelst's 25-yard field goal trimmed Nebraska's advantage to 7-3.

Nebraska responded to Wisconsin's field goal with a 79-yard touchdown drive as Thompson found Palmer wide open for a 19-yard touchdown to make it 14-3 with 34 seconds left in the third quarter. Two personal fouls on Wisconsin were costly on the drive, while Thompson was 4-of-5 on the drive, including a 12-yard pass to Vokolek on 3rd-and-4 near midfield.

However, Wisconsin responded with a swift 75-yard scoring drive after Skyler Bell reeled in a 10-yard pass from Mertz. Although the Badgers failed on a two-point conversion, Wisconsin cut NU's lead to 14-9 with 10:07 left in the game.

Following a Nebraska three-and-out with 3:11 remaining, the Badgers drew up a 27-yard pass to Isaac Guerendo, followed by a Mertz sneak for the touchdown and lead. Nebraska got the ball back with just over 30 seconds left but fell short as time expired.

Nebraska's offense was limited to 171 yards, with 106 yards through the air and 65 yards on the ground. Thompson completed 12-of-19 passes for 106 yards with two touchdowns. Palmer paced the receiving corps with four catches for 47 yards and two scores, while Vokolek added two grabs for 20 yards.

The Big Red held the Badgers to just 83 passing yards, as Mertz finished the day going 8-of-18 for 83 yards with a touchdown and an interception. Ernest Hausmann recorded a career-high 12 tackles, while Colton Feist and Garrett Nelson had 10 tackles apiece. Wisconsin churned for 234 yards on the ground, including 98 by Cez Mellusi and 82 by Braelon Allen, and ran 70 plays compared to just 49 for Nebraska.

## TEAM STATISTICS

	WIS	NEB
FIRST DOWNS	21	12
RUSHES-YARDS (NET)	52-235	29-65
PASSING-YARDS (NET)	83	106
Passes Att-Comp-Int	8-18-1	12-20-0
TOTAL OFFENSE PLAYS-YARDS	70-318	49-171
Fumble Returns-Yards	0-0	0-0
Punt Returns-Yards	2-22	0-0
Kickoff Returns-Yards	0-0	4-57
Interception Returns-Yards	0-0	1-23
Punts (Number-Avg)	4-41.8	6-43.5
Fumbles-Lost	0-0	1-0
Penalties-Yards	5-50	1-15
Possession Time	36:57	23:03
Third-Down Conversions	8-15	5-11
Fourth-Down Conversions	0-0	0-0
Red-Zone Scores-Chances	3-3	2-2
Sacks By: Number-Yards	3-20	1-13

**RUSHING:** **WIS-** Mellusi, Chez 21-98; Allen, Braelon 18-92; Guerendo, Isaac 9-42; Bell, Skyler 1-10; Mertz, Graham 3--7. **NEB-**Thompson, Casey 11-33; Grant, Anthony 16-29; Ervin Jr., Gabe 1-4; TEAM 1--1

**PASSING:** **WIS-**Mertz, Graham 8-18-1-83-1. **NEB-**Thompson, Casey 12-20-0-106-2.

**RECEIVING:** **WIS-**Lewis, Keontez 3-31; Eschenbach, Jake 2-15; Guerendo, Isaac 1-27; Bell, Skyler 1-20; Ingram, Dean 1-0. **NEB-** Palmer, Trey 4-47; Vokolek, Travis 2-20; Washington, Marcus 2-16; Brewington, Chancellor 2-11; Martin, Oliver 1-8; Manning, Omar 1-4

**INTERCEPTIONS:** **WIS-**0-0. **NEB-**Hartzog, Malcolm 1-23

**FUMBLES:** **WIS-**None. **NEB-**Team 1-0

**TACKLES:** **WIS-** Goetz, C.J. 4-3. **NEB-**Hausmann, Ernest 10-2