



# NEBRASKA BASKETBALL

## 2021-22 GAME NOTES



HUSKERHOOPS



HUSKERHOOPS



HUSKERHOOPS

GAME #21

OPPONENT: RUTGERS  
DATE: SATURDAY, JAN. 29  
TIPOFF: 5:30 P.M. (CT)  
ARENA: PINNACLE BANK ARENA (15,000)  
TICKETS: HUSKERS.COM/TICKETS

### GAME AT A GLANCE



2021-22 Record: ..... 11-8, 5-4 B1G  
Head Coach: ..... Steve Pikiell  
Record at Rutgers: ..... 91-85 (6th year)  
Career Record: ..... 288-259 (18th year)



Huskers Radio Network  
Play-by-Play: ..... Kent Pavelka  
Analyst: ..... Jake Muhleisen



2021-22 Record: ..... 6-14, 0-9 B1G  
Head Coach: ..... Fred Hoiberg  
Record at Nebraska: ..... 20-59 (3rd year)  
Career Record: ..... 135-115 (8th year)



B1G Network  
Play-by-Play: ..... Kevin Kugler  
Analyst: ..... Andy Katz  
Also available on Fox Sports app

Series History: ..... Nebraska leads, 9-7  
Last Matchup...Rutgers 93, NEB 65 (1/8/21)

### 2021-22 SCHEDULE

Date	RK	Opponent	TV/Online	Time
Nov. 9	-/-	Western Illinois	B1G+	L, 74-75
Nov. 12	-/-	Sam Houston	B1G+	W, 74-65
Nov. 16	-/-	Creighton (Gavitt Games)	FS1	L, 69-77
Nov. 19	-/-	Idaho State	B1G+	W, 78-60
Nov. 21	-/-	Southern	ESPNU	W, 82-59
Nov. 23	-/-	Tennessee State	B1G Network	W, 79-73
Nov. 27	-/-	South Dakota	B1G+	W, 83-70
Dec. 1	-/-	at NC State (B1G/ACC Challenge)	ESPNU	L, 100-104 (4OT)
Dec. 4	-/RV	at Indiana *	B1G Network	L, 55-68
Dec. 7	-/RV	Michigan *	ESPN2	L, 67-102
Dec. 11	-/18	vs. Auburn (Holiday Hoopsgiving)	ESPN2	L, 68-99
Dec. 19	-/-	Kansas State	B1G Network	L, 58-67
Dec. 22	-/-	Kennesaw State	ESPNU	W, 88-74
Jan. 2	-/13	Ohio State *	B1G Network	L, 79-87 (OT)
Jan. 5	-/10	at Michigan State *	B1G Network	L, 67-79
Jan. 8	-/-	at Rutgers *	B1G Network	L, 65-93
Jan. 11	-/25	Illinois *	B1G Network	L, 71-81
Jan. 14	-/7	at Purdue *	FS1	L, 65-93
Jan. 17	-/-	Indiana *	B1G Network	L, 71-78
Jan. 22	-/19	at Ohio State *	B1G Network	ppd.
Jan. 27	-/11	Wisconsin *	B1G Network	L, 65-73
Jan. 29		Rutgers *	B1G Network	5:30 p.m.
Feb. 1		at Michigan *	B1G Network	8 p.m.
Feb. 5		Northwestern *	B1G Network	Noon
Feb. 9		Minnesota *	B1G Network	8 p.m.
Feb. 13		at Iowa *	FS1	2 p.m.
Feb. 18		Maryland *	B1G Network	8 p.m.
Feb. 22		at Northwestern *	B1G Network	7 p.m.
Feb. 25		Iowa *	FS1	8 p.m.
Feb. 28		at Penn State *	B1G Network	6 p.m.
March 6		at Wisconsin *	B1G Network	1 p.m.
March 9-13		at Big Ten Tournament		TBA

\*-Big Ten Conference Game; Home games are in red and bold; All times listed as central.

### ON THE AIR

**Radio:** Saturday's game will be carried on the Huskers Radio Network with Kent Pavelka and Jake Muhleisen, including KLIN (1400 AM) in Lincoln, KXSP (590 AM) in Omaha and KRNV (880 AM) in Lexington and will also be available on Huskers.com and the Huskers app.

**TV/Online:** Saturday's game will be televised on BTN with Kevin Kugler and Andy Katz on the call. It is also available on the web, mobile devices and connected TVs via the Fox Sports App.

## HUSKERS CONTINUE HOMESTAND WITH RUTGERS SATURDAY NIGHT

The Nebraska men's basketball team plays its first Saturday home game in two months, as the Huskers host Rutgers at Pinnacle Bank Arena. Tipoff is set for 5:30 p.m. (central) and will be carried on the Big Ten Network and the Huskers Radio Network. Live video is also available on the Fox Sports app, while the Husker app will feature the Huskers Radio Network call. A limited number of tickets are available at Huskers.com/Tickets, calling 800-8-BIGRED during business hours or at the PBA Ticket Office beginning at 4 p.m. on Saturday.

The Huskers (6-14, 0-9 Big Ten) held No. 11 Wisconsin to 37 percent shooting, while a late rally fell short in a 73-65 loss to the Badgers on Thursday. The 37 percent was the lowest percentage NU has held an opponent since Dec. 1, while the Huskers - led by Trey McGowens - held National Player of the Year candidate Johnny Davis to a season-low 13 points, including none in the first half. Davis had been averaging 24.4 ppg in Big Ten play.

Nebraska was done in by a 14-minute stretch spanning both halves where the Huskers went 2-of-21 from the floor, as the Badgers turned a one-point deficit into an 18-point lead. NU closed the game hitting 10 of its final 14 shots to get within seven and had several chances to cut into Wisconsin's lead further, but the Badgers withstood NU's comeback bid.

Bryce McGowens continued his run with a game-high 23 points against the Badgers, his sixth 20-point game of the season, to lead three Huskers in double figures. Over the last five games, which includes three ranked opponents, the freshman is averaging 17.6 points per game while shooting 47 percent from the field.

Rutgers looks to bounce back following a 68-60 loss to Maryland Tuesday night. In that game, Ron Harper Jr. and Geo Baker had 16 points apiece for the Scarlet Knights, but Maryland shot 53 percent in the first half to build a 12-point halftime lead. Rutgers shot just 34 percent from the field, including 8-of-24 from 3-point range, while Maryland shot 45 percent in the win, including 12-of-25 from beyond the arc.

# 8.3

Lat Mayen is starting to get healthy and has increased his production in recent games. He is averaging 8.3 ppg over his last four games and is 7-of-13 from 3-point range in that stretch. Mayen had averaged 4.7 ppg in his first 15 games.

### 2021-22 ROSTER AT A GLANCE

No	Name	Pos.	Ht.	Wt.	Yr.	Hometown	GP/GS	MPG	PPG	RPG	APG
0	C.J. Wilcher	G	6-5	221	Fr.	Plainfield, N.J.	20/1	24.6	7.8	2.4	0.9
1	Alonzo Verge Jr.	G	6-3	164	Sr.	Chicago, Ill.	20/20	28.4	14.1	4.8	5.3
2	Trey McGowens	G	6-4	196	Jr.	Pendleton, S.C.	5/4	23.8	6.0	4.0	1.4
3	Quaran McPherson	G	6-3	199	Fr.	Queens, N.Y.	DNP				
4	Jackson Cronin	G	6-1	187	Fr.	Great Neck, N.Y.	9/0	1.1	0.0	0.1	0.0
5	Bryce McGowens	G	6-7	179	Fr.	Pendleton, S.C.	20/20	33.6	16.1	5.4	1.6
10	Kobe Webster	G	6-0	176	Sr.	Indianapolis, Ind.	18/0	20.3	6.2	1.4	1.7
11	Lat Mayen	F	6-9	217	Jr.	Adelaide, Australia	18/18	22.6	5.1	3.9	0.7
12	Sam Hoiberg	G	6-0	183	Fr.	Lincoln, Neb.	DNP				
13	Derrick Walker Jr.	F	6-9	239	Jr.	Kansas City, Mo.	20/20	26.2	9.5	6.0	1.4
14	Trevor Lakes	F	6-8	220	Sr.	Lebanon, Ind.	8/0	8.9	1.5	0.9	0.3
15	Chris McGraw	G	6-0	176	So.	Columbus, Ohio	6/0	1.3	0.0	0.0	0.2
21	Jace Piatkowski	G	6-3	177	RFr.	Omaha, Neb.	DNP				
23	Keon Edwards	G	6-7	204	Fr.	Houston, Texas	13/5	6.9	0.5	0.8	0.2
24	Denim Dawson	G/F	6-6	185	Fr.	San Bernardino, Calif.	DNP				
30	Keisei Tominaga	G	6-2	178	So.	Moriyama Nagoya Aichi, Japan	20/11	20.4	7.4	1.5	0.7
32	Wilhelm Breidenbach	F	6-10	227	Fr.	Rancho Santa Margarita, Calif	10/0	15.7	3.7	2.7	0.6
33	Oleg Kojenets	F	7-0	223	Fr.	Kaunas, Lithuania	DNP				
35	Eduardo Andre	F	6-11	236	Fr.	London, England	18/0	11.5	3.4	3.4	0.3

2021-22 NEBRASKA BASKETBALL ROSTER

No.	VL	Name	Pos.	Ht.	Wt.	Yr.	Hometown	Previous School	Twitter	Instagram
0		C.J. Wilcher	G	6-5	221	Fr.	Plainfield, N.J.	Xavier	@CJWilcher	cj_wilcher
1		Alonzo Verge Jr.	G	6-3	164	Sr.	Chicago, Ill.	Arizona State	@zo_verge1	
2	*	Trey McGowens	G	6-4	196	Jr.	Pendleton, S.C.	Pittsburgh	@Trey5mac_	trey.mac
3		Quaran McPherson	G	6-3	199	Fr.	Queens, N.Y.	Link Year [Mo.] School	@cbg_quaran	
4		Jackson Cronin	G	6-1	187	Fr.	Great Neck, N.Y.	North	@jackson_cronin	jacksoncronin_
5		Bryce McGowens	G	6-7	179	Fr.	Pendleton, S.C.	Legacy Early College	@BryceMcgowens5	bryce.mcgowens
10	*	Kobe Webster	G	6-0	176	Sr.	Indianapolis, Ind.	Western Illinois	@k10webster	k10webster
11	*	Lat Mayen	F	6-9	217	Jr.	Adelaide, Australia	Chipola (Fla.) College	@lattmayen	
12		Sam Hoiberg	G	6-0	183	Fr.	Lincoln, Neb.	Pius X	@samhoiberg	samhoiberg
13	*	Derrick Walker Jr.	F	6-9	239	Jr.	Kansas City, Mo.	Tennessee	@derric_k	derric_k
14	*	Trevor Lakes	F	6-8	220	Sr.	Lebanon, Ind.	Indianapolis	@T_lakes14	tlakes14
15		Chris McGraw	G	6-0	176	So.	Columbus, Ohio	Otterbein	@chrismcgraw14	chrismcgraw14
21	**	Jace Piatkowski	G	6-3	177	RFr.	Omaha, Neb.	Elkhorn South	@jacepiatkowski6	jacepiatkowski
23		Keon Edwards	G	6-7	204	Fr.	Houston, Texas	DePaul	@KeonEdwards	kce35
24		Denim Dawson	G/F	6-6	185	Fr.	San Bernardino, Calif.	Southern California Academy	@D2dawsonn	ddeenim
30		Keisei Tominaga	G	6-2	178	So.	Moriyama Nagoya Aichi, Japan	Ranger (Texas) College	@KeiseiTominaga	keisei.kbz30
32		Wilhelm Breidenbach	F	6-10	227	Fr.	Rancho Santa Margarita, Calif.	Mater Dei	@wilhelm13	wil.helm
33		Oleg Kojenets	F	7-0	223	Fr.	Kaunas, Lithuania	Western Reserve (Ohio) Academy		
35	*	Eduardo Andre	F	6-11	236	Fr.	London, England	AZ Compass Prep	@EastLDNAndre	andreswrl_d

2021-22 NEBRASKA BASKETBALL COACHING STAFF

Head Coach

Fred Hoiberg, third season (Iowa State, 1995)

Assistant Coaches

- Matt Abdelmassih, second season (St. John's, 2007)
- Armon Gates, third season (Kent State, 2006)
- Nate Loenser, first season (Iowa State, 2002)

Special Assistant to the Head Coach

Doc Sadler, first season as special assistant, ninth season overall (Arkansas, 1982)

Support Staff

- Director of Men's Basketball Strength & Conditioning: Kurt Joseph
- Video Coordinator: Matt Holt
- Director of Basketball Operations: Luca Virgilio
- Assistant Director of Basketball Operations: Sheryl Burbach
- Director of Player Development: Bertram "Buzzy" Caruthers
- Recruiting Coordinator: Athan Katsantonis
- Graduate Manager: Hallice Cooke
- Graduate Manager: Keenan Holdman
- Athletic Trainer: R.J. Pietig
- Team Nutritionist: Jake Blattner
- Sports Psychologist: Brett Woods
- NAPL Director: Chris Bach
- Equipment Manager: Pat Norris

PRONUNCIATION GUIDE

Name	Pronunciation
Matt Abdelmassih	Abdel-massey
Wilhelm Breidenbach	bride-en-bock
Athen Katsantonis	kat-san-to-nis
Oleg Kojenets	Oh-leg Co-yah-net
Nate Loenser	Len-zer
Lat Mayen	Latt [rhymes w/ Matt] MAY-en
Quaran McPherson	kr-aan
Jace Piatkowski	Pie-it-COW-ski
Keisei Tominaga	Kay-say Toe-may-nawga
C.J. Wilcher	WILL-chur

HUSKERS RADIO NETWORK



KENT PAVELKA

- Is in his 35th season of calling Husker men's basketball
- Called NU basketball for two stretches from 1974-1996 before returning to play-by-play duties full time in 2006-07
- Called his 1,000th Husker basketball game in 2018-19
- Six-time Nebraska Sportscaster of the Year who was inducted into the Nebraska Broadcasters Hall of Fame in 2019



JAKE MUHLEISEN

- Is in his fourth season as full-time color analyst after serving in a part-time basis for five seasons
- Was a four-year starter at guard for Nebraska from 2002-05
- Three-year team captain and started 98 games in his career
- Served as a graduate assistant at Creighton from 2005-07

City	Station	Frequency
Ainsworth	KBRB-AM	1400
Alliance	KCOW-AM	1400
Beatrice	KWBE-AM	1450
Broken Bow	KBBN-FM	95.3
Chadron	KCSR-AM	610
Columbus	KJSK-AM	900
Cozad	KAMI-AM	1580
Fairbury	KGMT-AM	1310
Falls City	KTNC-AM	1230
Fremont	KFMT-FM	105.5
Grand Island	KRGI-AM	1430
Hastings	KHAS-AM	1230
Hastings	KLIQ-FM	94.5
Holdrege	KUVR-AM	1380
Imperial	KADL-FM	102.9
Kearney	KGFW-AM	1340
Lexington	KRVN-AM	880
Lincoln	KLIN-AM	1400
Lincoln	KLIN-FM	99.3
McCook	KSWN-FM	93.9

City	Station	Frequency
McCook	KZMC-FM	102.1
Nebraska City	KNCY-AM	1600
Norfolk	KNEN-FM	94.7
North Platte	KODY-AM	1240
Omaha	KXSP-AM	590
Omaha	KXSP-AM	590
Scottsbluff	KNEB-AM	960
Scottsbluff	KNEB-FM	94.1
Sidney	KSID-AM	1340
Sioux City, Iowa	KSEZ-FM	97.9
Superior	KRFS-AM	1600
Superior	KRFS-FM	103.9
Valentine	KVSH-AM	940
West Point	KTIC-AM	840

Also available nationwide on Huskers.com and the Huskers App. Inside Pinnacle Bank Arena, fans can listen on 87.7 FM.

PROBABLE STARTERS VS. RUTGERS (BASED OFF LAST GAME)

NATIONAL POLLS



#1 ALONZO VERGE JR. | G | SR. | 6-4 | 164 | CHICAGO, ILL.

2021-22 Averages: PPG: 14.1 | RPG: 4.8 | APG: 5.3 | SPG: 1.6

**Worth Noting:** Grad transfer is second in B1G in assists and sixth in steals...Team-high four double-doubles... Totaled 12 points and five boards vs. No. 11 Wisconsin...Had 19 points and four steals vs. Indiana...Totaled 14 points and nine assists against No. 25 Illinois...Dished out a season-high 12 assists vs. Kennesaw State...Led NU with 31 points and eight caroms vs. Michigan...Nearly posted a triple-double at NC State with 25 points, 11 assists and nine boards...Averaged 14.0 ppg, 3.8 apg and 3.9 rpg per game at ASU in 2020-21...Was among the Pac-12 leaders in scoring (15th), assists (seventh) and assist-to-turnover ratio (sixth) in 2020-21...Pac-12 Sixth Man of the Year in 2019-20, averaging 14.6 points per game, including a 43-point performance vs. Saint Mary's.

Career Bests (includes ASU): Pts: 43 | Reb: 13 | Ast: 12 | Stl: 4 (4x) | Bl: 2



#5 BRYCE MCGOWENS | G | FR. | 6-7 | 179 | PENDLETON, S.C.

2021-22 Averages: PPG: 16.1 | RPG: 5.4 | APG: 1.6

**Worth Noting:** Five-star recruit who leads Big Ten freshmen in scoring and is second in rebounding... Three-time B1G Freshman of the Week...Comes off a 23-point effort vs. No. 11 Wisconsin, his sixth 20-point game of the year...Tallied 20 points and five rebounds vs. Indiana on Jan. 17...Had 18 points and five rebounds vs. No. 13 OSU...Had 24 points and nine rebounds at NC State...Posted double-double (18 pts./11 reb.) vs. Southern...Totaled 2,341 points in high school...Played in the 2021 Allen Iverson Classic...Averaged 21.6 points, 4.7 rebounds and 3.1 assists for Legacy Early College in 2020-21...South Carolina Player of the Year by Gatorade and Max Preps.

Career Bests: Pts: 29 | Reb: 11 | Ast: 4 (4x) | Stl: 2 (3x)



#2 TREY MCGOWENS | G | JR. | 6-4 | 196 | PENDLETON, S.C.

2021-22 Averages: PPG: 6.0 | RPG: 4.0 | APG: 1.4 | SPG: 1.2

**Worth Noting:** Made his first start since Nov. 16 against Wisconsin, finishing with four points, three boards and two assists against No. 11 Wisconsin...Returned to action against Indiana on Jan. 17 after missing 15 games with a broken bone in his right foot...Matched career high with nine boards and had eight points vs. Sam Houston...Ranked second on the team in scoring (10.7 ppg) and assists (2.3 apg) in 2020-21 while ranking fifth in the Big Ten in steals (1.4 spg)...Had a season-high 20 points vs. No. 17 Michigan State...Started 32 games at Pitt in 2019-20 and ranked in the top 10 in the ACC in steals (4th) and assists (10th)...Posted 20 double-figure scoring games in 2019-20...Two-time ACC Freshman of the Week...Posted a pair of 30-point games in 2018-19.

Career Bests (includes Pittsburgh): Pts: 33 | Reb: 9 (2x) | Ast: 9 | Stl: 7



#11 LAT MAYEN | F | JR. | 6-9 | 217 | ADELAIDE, AUSTRALIA

2021-22 Averages: PPG: 5.4 | RPG: 3.9

**Worth Noting:** Second-year starter...Had 11 points and five boards vs. No. 11 Wisconsin...Tallied nine points against Indiana...Grabbed a season-high eight boards and had seven points at No. 7 Purdue...Tallied eight points and seven rebounds vs. No. 13 OSU...Had six points and seven boards vs. No. 18 Auburn...Started all 27 games in 2020-21, averaging 8.6 points and 4.5 rebounds per game...Posted first career double-double at No. 5 Iowa with 14 points and 13 boards...Had a career-high 25 points on 9-of-11 shooting (including 5-of-7 from 3) against Rutgers...Rated the No. 18 JUCO player in 2020 class by JUCORecruiting.com...Averaged 11.8 points and 8.4 boards per game at Chipola...Began career at TCU, where he played in 17 games in 2018-19.

Career Bests (includes TCU): Pts: 25 | Reb: 13 | Ast: 4 | Stl: 2 (4x)



#13 DERRICK WALKER | F | JR. | 6-9 | 239 | KANSAS CITY, MO.

2021-22 Averages: PPG: 9.5 | RPG: 6.0 | BPG: 1.1 | APG: 1.4 | SPG: 1.0

**Worth Noting:** Second-year starter who is shooting 69% from the field...Had four points, five boards and four assists vs. No. 11 Wisconsin...Finished with 14 points and seven boards vs. No. 25 Illinois... Matched career high with 16 points on 8-of-9 shooting at No. 10 MSU...Posted 15 points, 10 rebounds and four steals vs. No. 13 Ohio State...Also had double-doubles vs. No. 18 Auburn (10 pts., 10 reb.) and at NC State (12 pts., 13 reb.)...Started NU's final 16 games of 2020-21, averaging 5.9 ppg...Was a reserve on Tennessee's 2018-19 NCAA Sweet 16 team...Helped Volunteers to an SEC title in 2017-18...Played at Sunrise Christian...MOKAN Elite AAU teammates with Trae Young and Michael Porter Jr.

Career Bests (includes Tennessee): Pts: 16 (2x) | Reb: 13 | Ast: 6 | Bl: 3 | St: 4

ASSOCIATED PRESS (JAN. 24)

No	Team (1st)	Record	Points	Prev.
1	Auburn (45)	18-1	1,504	2
2	Gonzaga (15)	15-2	1,475	1
3	Arizona (1)	16-1	1,381	3
4	Baylor	17-2	1,335	5
5	Kansas	16-2	1,281	7
6	Purdue	16-3	1,119	4
T7	UCLA	13-2	1,116	9
T7	Houston	17-2	1,116	10
9	Duke	15-3	1,017	6
10	Michigan State	15-3	979	14
11	Wisconsin	15-3	894	8
12	Kentucky	15-4	822	12
13	Texas Tech	15-4	766	18
14	Villanova	14-5	713	11
15	USC	16-2	711	16
16	Ohio State	12-4	584	19
17	Providence	16-2	542	21
18	Tennessee	13-5	419	24
19	LSU	15-4	399	13
20	UConn	13-4	284	25
21	Xavier	14-4	269	20
22	Marquette	14-6	177	NR
23	Iowa State	14-5	167	15
24	Illinois	13-5	155	17
25	Davidson	16-2	132	NR

Others receiving votes: BYU 120, Alabama 77, Texas 61, Colorado State 57, Florida State 50, Loyola Chicago 21, Oregon 19, Wake Forest 12, Murray State 10, Indiana 10, Iowa 8, TCU 6, Miami (FL) 4, Saint Mary's 3, Boise State 3, Florida 3, Wyoming 2, Seton Hall 1, Iona 1

USA TODAY COACHES (JAN. 24)

No	Team (1st)	Record	Points	Prev.
1	Gonzaga (18)	15-2	784	1
2	Auburn (13)	18-1	777	2
3	Arizona (1)	16-1	724	3
4	Baylor	17-2	690	6
5	Kansas	16-2	667	7
6	Purdue	16-3	589	4
7	Duke	15-3	567	5
8	UCLA	13-2	551	9
9	Houston	17-2	538	10
10	Michigan St	15-3	501	13
11	Wisconsin	15-3	466	8
12	Villanova	14-5	423	11
13	Kentucky	15-4	400	12
14	Texas Tech	15-4	396	19
15	Southern California	16-2	333	15
16	Ohio St.	12-4	311	18
17	Providence	16-2	293	21
18	Louisiana State	15-4	171	16
19	Connecticut	13-4	165	25
20	Tennessee	13-5	154	25
21	Illinois	13-5	139	17
22	Colorado St.	15-1	126	23
23	Xavier	14-4	107	20
24	Iowa State	14-5	99	14
25	Texas	14-5	73	22

Others receiving votes: Alabama 53; Marquette 44; Brigham Young 36; Seton Hall 32; Davidson 30; Miami-Florida 22; Loyola-Chicago 21; Oregon 18; Florida State 18; Indiana 17; Boise St. 14; Texas A&M 12; Texas Christian 10; Wake Forest 9; Iowa 8; Murray St. 5; San Francisco 3; Saint Mary's 2; Wyoming 1; UAB 1.

THE UNIVERSITY OF NEBRASKA-LINCOLN CURRENTLY REQUIRES A FACE COVERING IN ALL INDOOR SPACES.



Team	B1G	Pct.	Overall	Pct.
Wisconsin	7-2	0.778	16-3	0.842
Illinois	7-2	0.778	14-5	0.737
Michigan State	6-2	0.750	15-4	0.789
Ohio State	6-2	0.750	13-4	0.765
Purdue	6-3	0.667	17-3	0.850
Indiana	6-4	0.600	15-5	0.750
Michigan	4-3	0.571	10-7	0.588
Rutgers	5-4	0.556	11-8	0.579
Iowa	4-5	0.444	14-6	0.700
Maryland	3-6	0.333	11-9	0.550
Penn State	3-6	0.333	8-9	0.471
Minnesota	2-6	0.250	11-6	0.647
Northwestern	2-7	0.222	9-9	0.500
Nebraska	0-9	0.000	6-14	0.300

Upcoming Schedule/Results

Date	Matchup or Result	Time
Jan. 19	Minnesota at Penn State, ppd * Iowa 46, Rutgers 48	
Jan. 20	* Indiana 68, Purdue 65	
Jan. 21	* Maryland 81, Illinois 65 * Michigan State 86, Wisconsin 74	
Jan. 22	* Minnesota 68, Rutgers 65 Nebraska at Ohio State, ppd * Iowa 68, Penn State 51	
Jan. 23	* Purdue 80, Northwestern 60 * Indiana 62, Michigan 80	
Jan. 25	* Michigan State 55, Illinois 56 * Maryland 68, Rutgers 60	
Jan. 26	* Northwestern 70, Michigan 72 * Indiana 74, Penn State 57	
Jan. 27	*Wisconsin 73, Nebraska 65 *Ohio St. 75, Minnesota 64 *Purdue 83, Iowa 73	
Jan. 29	Michigan at Michigan State Indiana at Maryland Illinois at Northwestern Rutgers at Nebraska	11:30 a.m. 1:30 p.m. 3:30 p.m. 5:30 p.m.
Jan. 30	Ohio State at Purdue Minnesota at Wisconsin	11 a.m. Noon
Jan. 31	Iowa at Penn State	6 p.m.

Nebraska Cornhuskers

2021-22 Team Statistics (Record: 6-14, 0-9 Big Ten)

Category	Nebraska	OPP
SCORING	1458	1576
Points per game	72.9	78.8
Scoring margin	-5.9	-
FIELD GOALS-ATT	522-1203	567-1289
Field goal pct	.434	.440
3 POINT FG-ATT	140-467	191-526
3-point FG pct	.300	.363
3-pt FG made per game	7.0	9.6
FREE THROWS-ATT	274-382	251-364
Free throw pct	.717	.690
F-Throws made per game	13.7	12.6
REBOUNDS	673	856
Rebounds per game	33.7	42.8
Rebounding margin	-9.1	-
ASSISTS	265	296
Assists per game	13.3	14.8
TURNOVERS	257	300
Turnovers per game	12.9	15.0
Turnover margin	+2.2	-
Assist/turnover ratio	1.0	1.0
STEALS	154	145
Steals per game	7.7	7.3
BLOCKS	54	67
Blocks per game	2.7	3.4

Rutgers Scarlet Knights

2021-22 Team Statistics (Record: 11-8, 5-4 Big Ten)

Category	Rut	OPP
Scoring	1277	1223
Points per game	67.2	64.4
Scoring margin	+2.8	-
Field goals-att	478-1125	438-1072
Field goal pct	.425	.409
3 point fg-att	124-362	147-432
3-point FG pct	.343	.340
3-pt FG made per game	6.5	7.7
Free throws-att	197-288	200-283
Free throw pct	.684	.707
F-Throws made per game	10.4	10.5
Rebounds	709	660
Rebounds per game	37.3	34.7
Rebounding margin	+ 2.6	-
Assists	308	227
Assists per game	16.2	11.9
Turnovers	223	236
Turnovers per game	11.7	12.4
Turnover margin	+0.7	-
Assist/turnover ratio	1.4	1.0
Steals	136	113
Steals per game	7.2	5.9
Blocks	75	58
Blocks per game	3.9	3.1

ABOUT RUTGERS

Rutgers comes into Saturday's game looking to snap a two-game losing streak following a 68-60 loss to Maryland on Tuesday. Rutgers is 11-8 on the season, including 5-4 in Big Ten play.

The Scarlet Knights are coached by Steve Pikiell, who is in his sixth season at the school. Last year, Rutgers went 16-12 and earned the program's first NCAA bid since 1991 before falling in the final minute to a Houston squad which reached the Final Four. Rutgers returned three starters and 12 letterwinners from last year's NCAA Tournament team.

The Scarlet Knights got off to a slow start and were 4-4 following a loss at Illinois on Dec. 3. Rutgers stunned No. 1 Purdue, 70-68, behind a 30-point effort from Ron Harper Jr., including a game-winning 3-pointer from halfcourt. Rutgers went 5-1 in its next six games but is just 2-3 since the first meeting with the Huskers earlier this month.

The Scarlet Knights are led by Ron Harper Jr., who averages a team-best 16.3 points per game to pace three Scarlet Knights in double figures. Harper, who also averages 6.5 rebounds per game, leads Rutgers with 42 3-pointers and is shooting 44 percent from beyond the arc. Senior Geo Baker is averaging 12.3 points and 4.1 assists per game, while Clifford Omoruyi chips in 10.7 points and 8.3 rebounds per game.

**Series History:** Saturday's matchup will be the 17th all-time meeting with the Scarlet Knights. Nebraska leads the all-time series 9-7 and has won eight of the 13 meetings since Rutgers joined the Big Ten in 2014-15. Rutgers has won three of the last four meetings with NU's win coming in the only matchup in 2020-21 in Lincoln. Prior to the Scarlet Knights joining the Big Ten, the two teams split a home-and-home series in 2006 and 2007. The only other meeting was a 19-point Rutgers win at the 1999 Hoop and Quill Classic in St. Charles, Mo.

**Last Meeting:** Bryce McGowens' 17 points led three Huskers in double figures, but Nebraska was unable to slow down Rutgers in a 93-65 setback on Jan. 8. McGowens had a team-high 17 markers for the Huskers, while Derrick Walker Jr. finished with 12 points and six boards. C.J. Wilcher added 11 points off the bench for Nebraska, which shot 49 percent, but committed 14 turnovers which led to 25 Rutgers points.

Ron Harper Jr. led all scorers with 29 points on 8-of-13 shooting to pace five Rutgers players in double figures. In all, the Scarlet Knights shot 58 percent from the field, including 10-of-18 from 3-point range.

SERIES AT A GLANCE

- All-time: Nebraska leads, 9-7
- In Lincoln: Nebraska leads, 5-1  
At Pinnacle Bank Arena: Nebraska leads, 4-1
- In Piscataway: Rutgers leads, 5-2  
Jersey Mike's Arena: Rutgers leads, 5-2
- St. Charles, Mo.: Rutgers leads, 1-0
- In Big Ten Conference games: Nebraska leads, 6-5
- In Big Ten Tournament games: Nebraska leads, 2-0

Husker-Scarlet Knight Superlatives

- Most consecutive wins (year ended): Nebraska 5 (2007-2016); Rutgers 2 (1999-2006; 2020)
- Most points scored: Nebraska, 90, at Piscataway, N.J., Jan. 9, 2016; Rutgers, 93, at Piscataway, N.J., Jan. 8, 2022
- Highest combined score: 161, Nebraska 89, Rutgers 72; at Indianapolis, Ind., March 9, 2016
- Biggest winning margin: Nebraska, 34, Piscataway, N.J., Jan. 10, 2016; Rutgers, 27, at Piscataway, N.J., Jan. 9, 2022

SERIES HISTORY

Date	Site	Rankings	Result	Neb.	RU
11-28-99	N	-/-	L	62	81
12-2-06	A	-/-	L	73	75
12-9-07	H	-/-	W	63	51
1-8-15	H	-/-	W	65	49
1-9-16	A	-/-	W	90	56
2-6-16	H	-/-	W	87	64
3-9-16	N	-/-	W	89	72
1-21-17	A	-/-	L	64	65
1-24-18	A	-/-	W	60	54
2-10-18	H	-/-	W	67	55
1-21-19	A	-/-	L	69	76
3-13-19	N	-/-	W	68	61
1-3-20	H	-/-	L	62	79
1-25-20	A	-/24	L	72	75
3-1-21	H	-/-	W	72	51
1-9-22	A	-/-	L	58	93

TOP-10 PINNACLE BANK ARENA CROWDS

No.	Attend.	Opponent	Date
1.	15,998	Wisconsin	March 9, 2014
2.	15,991	Penn State	Feb. 25, 2018
3.	15,987	Tennessee-Martin	Nov. 28, 2014
4.	15,978	Northwestern	March 1, 2014
5.	15,952	Iowa	Jan. 27, 2018
6.	15,950	Creighton	Dec. 8, 2018
7.	15,949	Arkansas State	Dec. 14, 2013
8.	15,946	South Dakota State	Nov. 15, 2019
9.	15,945	Minnesota	Jan. 26, 2014
10.	15,939	Creighton	Nov. 16, 2021

CAREER TOTALS VS. RUTGERS

Player	GP-GS	Min-Avg	FG-FGA	Pct	3FG-FGA	Pct	FT-FTA	Pct	Off	Def	Tot	Avg	PF	A	TO	Blk	Stl	Pts	Avg
B. McGowens	1-1	32-32.0	5-9	.556	1-2	.500	6-6	1.000	0	2	2	2.0	3	1	4	0	1	17	17.0
Mayen	2-2	50-25.0	11-15	.733	5-9	.556	2-2	1.000	1	8	9	4.5	4	0	5	0	1	29	14.5
Walker	2-2	50-25.0	13-22	.591	0-0	.000	0-2	.000	2	10	12	6.0	4	2	0	1	1	26	13.0
McGowens, T.	1-1	26-26.0	4-5	.800	2-2	1.000	2-2	1.000	0	3	3	3.0	1	5	1	0	0	12	12.0
Wilcher	1-0	26-26.0	4-6	.667	2-4	.500	1-2	.500	0	0	0	0.0	1	1	0	0	0	11	11.0
Tominaga	1-1	22-22.0	2-5	.400	2-5	.400	0-0	.000	0	1	1	1.0	2	2	0	0	0	6	6.0
Andre	2-0	28-14.0	4-5	.800	0-0	.000	0-1	.000	2	4	6	3.0	5	1	4	2	1	8	4.0
Verge Jr.	1-1	20-20.0	2-7	.286	0-1	.000	0-1	.000	0	1	1	1.0	3	4	2	0	1	4	4.0
Webster	2-1	44-22.0	3-13	.231	1-7	.143	1-4	.250	1	4	5	2.5	0	4	3	0	3	8	4.0
Lakes	2-0	27-13.5	1-6	.167	1-6	.167	0-0	.000	1	1	2	1.0	2	1	2	1	0	3	1.5
Edwards	1-0	4-4.0	0-0	.000	0-0	.000	0-0	.000	0	0	0	0.0	0	0	0	0	0	0	0.0
Cronin	1-0	2-2.0	0-1	.000	0-0	.000	0-0	.000	0	0	0	0.0	0	0	0	0	0	0	0.0
Piatkowski	1-0	2-2.0	0-0	.000	0-0	.000	0-0	.000	0	0	0	0.0	0	0	0	0	0	0	0.0

Rutgers Starters

No.	Name	Pos.	Yr.	Ht.	Wt.	2021-22 Stats			
						G/GS	PPG	RPG	Other
0	Geo Baker	G	Sr.	6-4	185	15/14	12.2	2.1	4.1 apg
4	Paul Mulcahy	G	Jr.	6-6	213	19/19	6.7	4.1	5.2 apg
22	Caleb McConnell	G	Sr.	6-7	200	19/18	6.8	5.2	2.1 spg
24	Ron Harper Jr.	G/F	Sr.	6-6	245	19/19	16.3	6.5	1.4 spg
11	Clifford Omoruyi	C	So.	6-11	240	19/19	10.7	8.3	.582 FG Pct.

HUSKER COACHES TO WEAR COACHES VS. CANCER PULLOVERS

Saturday's game against Rutgers is the annual American Cancer Society's Coaches vs. Cancer - Suits and Sneakers Week. Instead of suits, the Husker coaching staff will be wearing special Suits and Sneakers pullovers against the Scarlet Knights. The event unites basketball coaches, players, and communities representing college and high school programs across the country for a common cause - saving lives from cancer. For more information, visit suitsandsneakers.org.

WORTH NOTING

- Nebraska returned from its COVID pause in time to face No. 11 Wisconsin. The game against the Badgers was NU's fifth against a ranked opponent in January, matching a school record which was set four previous times (Feb. 2010, Jan. 2002, Feb. 1995 and Feb. 1992). NU would have had six ranked opponents in an eight-game stretch, but the game at No. 19 Ohio State on Jan. 22 was postponed because of NU's pause.

- Trey McGowens returned to the starting lineup for the first time since Nov. 16 against No. 11 Wisconsin on Thursday. It marked only the third time this season NU has started its projected lineup (also vs. Sam Houston and Creighton) in 2021-22.

- Derrick Walker was held to 2-of-6 shooting on Thursday, marking only the third time he has shot under 50 percent in a game since Nov. 16. Walker is now at 69 percent from the field. He is one of just 10 players nationally shooting 65 percent from the field and 70 percent from the line while averaging at least five points per game. His 9.5 ppg ranks third among those players, trailing only Norchad Omier of Arkansas State (16.7 ppg) and Baylor's Kendall Brown (10.1 ppg).

The last Huskers to shoot at least 60 percent and average double figures were Kimani Ffriend and Steffon Bradford in 2000-01.

- Since changing its offense in late December, the Huskers have improved their offensive numbers. NU is shooting 47 percent from the field and nearly 40 percent from 3-point range over the last eight contests.

- Nebraska has produced a total of 12 20-point efforts this season (Bryce McGowens-6; Alonzo Verge Jr.-4; Kobe Webster-1; Keisei Tominaga-1) which matched NU's entire total in the 2020-21 season.

Bryce McGowens' six 20-point games this season is tied for the second most by a Husker freshman, trailing only Joe McCray, who had a school-record 10 in 2004-05.

- Bryce McGowens ranks second nationally among all true freshmen in scoring at 16.1 points per game as of Jan. 28 following his back-to-back 20-point efforts against Indiana and No. 11 Wisconsin. McGowens is one of only four true freshmen nationally averaging at least 15 points per game.

McGowens, who leads all Big Ten freshmen in scoring and is

IMPROVED SHOOTING

Games	FG Pct	3pt Pct.	3/GM
First 12 Games	.420	.252	6.4
Last 8 Games	.457	.391	7.9

20-PT. GAMES BY NU FRESHMEN

No.	Name	20+ Games	Year
1.	Joe McCray	10	2004-05
t2.	<b>Bryce McGowens</b>	<b>6</b>	<b>2021-22</b>
t2.	Jerry Fort	6	1972-73
4.	Dave Hoppen	5	1982-83

NCAA TRUE FRESHMAN

SCORING LEADERS (AS OF JAN. 28)

No.	Name, School	PPG
1.	Paolo Banchemo, Duke	17.9
2.	<b>Bryce McGowens, Nebraska</b>	<b>16.1</b>
3.	Jabari Smith, Auburn	15.2
4.	Blake Wesley, Notre Dame	15.0

106

Alonzo Verge's 106 assists as of Jan. 28 leads all Big Ten players and matches the total by Dalano Banton in 2020-21. Verge is currently second in the Big Ten with 5.3 assists per game, including a trio of games with at least 10 assists.

RECORD AT PINNACLE BANK ARENA

Season	Wins	Losses	Pct.
2013-14	15	1	.938
2014-15	10	6	.625
2015-16	10	8	.556
2016-17	8	8	.500
2017-18	16	1	.941
2018-19	13	5	.722
2019-20	5	11	.313
2020-21	6	9	.400
2021-22	6	8	.429
<b>Total</b>	<b>89</b>	<b>57</b>	<b>.610</b>

2021-22 MISC. STATS

TEAM LEADERS

Double-Figure Scoring Games: ..... Verge-16; B. McGowens-15; Walker-11; Wilcher-8; Tominaga-7; Webster-2; Andre-1; Mayen-1

10+ Rebounding Games:..... Walker-3; Verge-1; B. McGowens-1

10+ Assist Games:..... Verge-3

Double-Doubles:..... Verge-4; Walker-3; B. McGowens-1

Triple-Doubles:..... None

20-Point Games:.. B. McGowens-6; Verge-4; Webster-1; Tominaga-1

30-Point Games: .....Verge-1

40-Point Games: ..... None

Games Leading NU in Scoring:\* .....Verge-6; B. McGowens-8; Webster-1; Walker-2; Tominaga-3; Wilcher-1

Games Leading NU in Rebounding:\* .... B. McGowens-8; Walker-9; Verge-7; T. McGowens-1; Mayen-4; Webster-1

Games Leading NU in Assists:\* ..... Verge-17; Webster-2; Wilcher-1; B. McGowens-1; Walker-2

Games Leading NU in Blocks\* .....Walker-13; Mayen-6; B. McGowens-4; Breidenbach-2; Verge-2; Wilcher-1; Andre-4; Lakes-1

Games Leading NU in Steals ..... Verge-8; Wilcher-3; Webster-4; T. McGowens-1; Tominaga-4; B. McGowens-4; Breidenbach-2; Walker-5; Andre-4; Mayen-1

HUSKER DOUBLE-DOUBLES IN 2021-22

Player	Opponent	Double-Double
McGowens	Southern	18 pts./11 reb.
Verge	at NC State	25 pts./11 asst.*
Verge	Tennessee St.	18 pts./10 asst.
Verge	Western Illinois	26 pts./13 reb.
Verge	Kennesaw State	16 pts./12 asst.
Walker	at NC State	12 pts./13 reb.
Walker	vs. No. 18 Auburn	10 pts./10 reb.
Walker	vs. No. 13 Ohio State	15 pts./10 reb.

\*-Verge was one rebound shy of a triple double

UNIVERSITY INFO

Location ..... Lincoln, Neb.  
 Founded ..... 1869  
 Enrollment ..... 24,431  
 Nickname ..... Cornhuskers, Huskers  
 Colors ..... Scarlet & Cream  
 Affiliation ..... NCAA Division I  
 Conference ..... Big Ten Conference  
 Home Arena ..... Pinnacle Bank Arena  
 Capacity/Year Opened ..... 15,000/2013  
 Chancellor ..... Ronnie Green  
 Faculty Rep. .... Scott M. Fuess Jr.  
 Vice Chancellor, Director of Athletics ..... Trev Alberts  
 Athletic Dept. Phone ..... (402) 472-4224  
 Assistant A.D./Ticketing ..... Holly Adam  
 Ticket Office Phone ..... (402) 472-3111 or 1-800-8BIGRED  
 Website ..... Huskers.com

BASKETBALL HISTORY

First year of basketball ..... 1896-97  
 Regular-season conference titles (last) ..... 7 (1950)  
 Postseason conference titles (last) ..... 1 (1994)  
 All-time postseason appearances ..... 26  
 All-time postseason record ..... 24-25  
 NCAA Appearances (last) ..... 7 (2014)  
 NIT Appearances (last) ..... 19 (2019)

BASKETBALL STAFF

Head Coach ..... Fred Hoiberg  
 Alma Mater (Year) ..... Iowa State (1995)  
 Record at Nebraska ..... 20-59 (3rd season)  
 Overall Coaching Record ..... 135-115 (8th season)  
 Assistant Coaches ..... Matt Abdelmassih (3rd season)  
 ..... Armon Gates (4th season)  
 ..... Nate Loenser (1st season)  
 Special Assistant to the Head Coach ..... Doc Sadler (3rd season)  
 Director of Men's Basketball  
 Strength & Conditioning ..... Kurt Joseph  
 Director of Operations ..... Luca Virgilio  
 Asst. Director of Operations ..... Sheryl Burbach  
 Video Coordinator ..... Matt Holt  
 Director of Player Development .. Bertram "Buzzy" Caruthers  
 Recruiting Coordinator ..... Athan Katsantonis  
 NAPL Director ..... Chris Bach  
 Sports Psychologist ..... Brett Woods  
 Graduate Managers ..... Hallice Cooke & Keenan Holdman  
 Assistant Athletic Trainer ..... R.J. Pietig  
 Equipment Manager ..... Pat Norris

2021-22 TEAM INFORMATION

Head Coach ..... Fred Hoiberg  
 2020-21 Record ..... 7-20 (6-9 H, 1-10 A, 0-1 N)  
 Big Ten Record (Finish) ..... 3-16 (14th)  
 Big Ten Championship ..... 0-1; lost to Penn State, 66-72  
 Postseason ..... None  
 Starters Returning/Lost ..... 3/2  
 Lettermen Returning/Lost ..... 7/7  
 Scholarship Newcomers ..... 8

COMMUNICATIONS INFORMATION

Associate A.D./Communications ..... Keith Mann  
 Office Phone ..... (402) 472-2263  
 Sr. Assoc. Director/MBB Contact ..... Shamus McKnight  
 Office/Cell Phone ..... (402) 472-7772 / (402) 540-0268  
 E-Mail ..... smcknight@huskers.com  
 Press Row Phone ..... (402) 904-5925  
 Communications Mailing Address ..... P.O. Box 880123,  
 ..... 800 Stadium Drive, Lincoln, NE 68588-0123

MEDIA WEBSITE

Media can access Nebraska's media site for headshots, press conference video and more.

Huskers.com/media

4

Four of Bryce McGowens' 20-point games this season have come with his brother Trey in the lineup. In the five games they have played together, Bryce is averaging 20.6 ppg on 47 percent shooting.

second in rebounding, is on pace to break NU's freshman single-season scoring mark (15.5, Joe McCray, 2004-05). Only six freshmen in school history with the most recent being Ryan Anderson in 2006-07.

- Alonzo Verge Jr. reached the 1,000-point plateau following a 19-point effort against Indiana on Jan. 17. Verge became the fourth current Husker to go over 1,000 career points, joining Kobe Webster, Trey McGowens and Trevor Lakes.
- Verge has averaged 14.2 points per game during his collegiate career, which also included two seasons at Arizona State. He also scored over 1,600 points in his two years at Moberly (Ill.) Junior College.

- Nebraska players have combined for eight double-doubles (Verge-4; Walker-3; B. McGowens-1) this season after just having three in 2020-21. The last time NU had 10 double-doubles as a team in a season was 2007-08 (17). In all, NU has six players who have had at least one double-double in their respective careers (Trevor Lakes-2; Kobe Webster-1; Lat Mayen-1).

- Nebraska's 15 3-pointers against Kennesaw State on Dec. 22, were not only a season high, but marked just the sixth time since 1990 that Nebraska hit at least 15 3-pointers in a game. It was NU's highest total since Nov. 6, 2018.

- Over the last two games, the Huskers are 31-of-38 (.816) from the foul line. NU has shot over 80 percent from the line in each of the last two games. If NU can do it Saturday, it would be the first time that has happened for the Huskers since the 2016-17 season. NU is shooting 71.7 percent as a team this year after shooting just 63.9 percent in 2020-21.

- Nebraska has been opportunistic on the defensive end, forcing a Big Ten high 15.0 turnovers per game as of Jan. 28. NU ranks second in steals (7.8 spg) and ranks fourth in turnover margin (+2.3 per game). NU has 10-or-more steals five times this season.

- Alonzo Verge Jr.'s 16-point, 12-assist performance against Kennesaw State on Dec. 22 marked the eighth points-assist double-double by a Husker in Fred Hoiberg's two-plus seasons at Nebraska (Cam Mack-4; Dalano Banton-1; Alonzo Verge Jr.-3). Over the previous 30 years (1989-90 to 2018-19), it occurred just five times. Verge is only the second Husker to have multiple points-assists double-doubles in the same season since 1990.

- Alonzo Verge Jr. has become more of a playmaker during his time at NU. He is second in the Big Ten with 5.3 assists per game after averaging 2.9 assists per game during his two-year career at Arizona State.

Verge has three games with 10+ assists this season and currently ranks 25th nationally in assists per game.

- Nebraska added a player over the break as Denim Dawson enrolled for the start of the spring semester. Dawson is a 6-foot-6 wing who attended Southern California Academy as a postgrad. He played at Orange Lutheran in 2020-21, averaging 16 points and five rebounds per game as the school reached the California Division 2AA CIF-SS quarterfinals last spring. Dawson, who started practicing on Dec. 29, is expected to redshirt this season.

- Nebraska's 2021-22 roster features a trio of college graduates in Derrick Walker, Alonzo Verge Jr. and Kobe Webster. Walker became the first member of his family to get a degree when he graduated in May of 2021, while Webster (2020, Western Illinois) and Verge (2021, Arizona State) came to Nebraska as graduate transfers.

LAST TIME OUT

Nebraska fought back from a double-digit second-half deficit, but No. 11 Wisconsin held on to earn a 73-65 win over the Huskers at Pinnacle Bank Arena on Jan. 27.

The Huskers trailed by as many as 18 in the second half, but rallied to get within 63-55 with 3:17 remaining. Wisconsin put the game away by going 6-of-6 from the line in the last three minutes. Freshman Bryce McGowens finished with 23 points and four rebounds in the loss, while Lat Mayen and Alonzo Verge Jr. added 11 points

NU CAREER 1,000-POINT SCORERS

Player	Career Points
Kobe Webster	1,747
Trey McGowens	1,082
Trevor Lakes	1,036
Alonzo Verge Jr.	1,011

MOST 3-POINTERS BY NU SINCE 1990

No.	Opponent	Year
18	Kansas	Feb. 24, 2002
16	North Carolina A&T	Dec. 19, 2005
15	Kennesaw State	Dec. 22, 2021
15	at Texas	Jan. 19, 2002
15	Mississippi Valley State	Nov. 6, 2018
15	vs. Miami	Dec. 30, 2006

TRACKING VERGE

Tenure (Schools)	APG	Asst.-to-TO Ratio
2019-21 (ASU)	2.94	1.3-to-1
2021-22 (Neb.)	5.30	1.5-to-1

TOP-25 NATIONALLY IN ASSISTS/GM UNDER HOIBERG

Year	Player	APG	NCAA Rk.
2010-11	Diante Garrett (ISU)	6.1	11
2013-14	Deandre Kane (ISU)	5.9	18
2019-20	Cam Mack (NEB)	6.4	14
2021-22	Alonzo Verge Jr. (NEB)	5.3	25

POSTGAME NOTES VS. WISCONSIN

- Bryce McGowens scored a game-high 23 points for his sixth 20-point game of the year. It ties Jerry Fort (1972-73) for the second-most 20-point games by a freshman in school history
- Lat Mayen had a season-high 11 points, marking his first game in double figures this season and his 12th double-figure scoring game in his Husker career.
- Nebraska held Wisconsin to 36.8 percent shooting in the game, the Badgers' fourth-lowest mark of the season and worst mark since Dec. 11. The Badgers had shot at least 41 percent from the field in eight consecutive games before Thursday.



HUSKERS SIGN FOUR RECRUITS

Nebraska Men's Basketball Coach Fred Hoiberg announced the signings of Denim Dawson, Blaise Keita, Jamarques Lawrence and Ramel Lloyd Jr. to National Letters-of-Intent during the fall signing period. The four-member group is rated among the top-35 classes nationally by Rivals and 247Sports and follows up a top-20 class the Huskers signed in 2021.

Player	Pos.	Ht.	Wt.	Hometown
Denim Dawson	G/F	6-6	180	San Bernardino, Calif.
Blaise Keita	F	6-11	240	Bamako, Republic of Mali
Jamarques Lawrence	G	6-4	180	Plainfield, N.J.
Ramel Lloyd Jr.	G	6-6	190	Woodland Hills, Calif.

**Denim Dawson**

- Attended Southern California Academy, but enrolled at Nebraska in December of 2021.
- Three-star recruit by both Rivals and 247Sports, and he is rated just outside the top-250 recruits nationally by 247Sports.
- Averaged 16 points and five rebounds per game for Orange Lutheran High School, which reached the Division 2AA CIF-SS quarterfinals last spring.

**Blaise Keita (pronounced KAY-tuh)**

- He is a four-star selection by Rivals and is ranked by 247Sports as the No. 3 junior college player in the 2022 recruiting class.
- Led Coffeyville CC to a 26-3 record and the school's first national title since 1962 last spring, averaging 10.5 points, 7.8 rebounds and 1.6 blocks per game.
- Was the Jayhawk Conference Freshman of the Year and a second-team all-region pick.
- Poured in a career-high 27 points on 13-of-16 shooting, and added nine rebounds and four blocks in Coffeyville's 108-99 victory over Cowley County CC in the NJCAA title game.

**Jamarques Lawrence**

- Plays at Roselle Catholic, which is 15th in the Max Preps preseason Top 25.
- A three-star recruit by Rivals and 247Sports, which ranked him No. 232 nationally in the class of 2022.
- Averaged 13.6 points, 2.8 rebounds, 2.7 assists and 1.5 steals per game as a junior.

**Ramel Lloyd Jr.**

- Plays at Sierra Canyon High School, which is No. 1 in the Max Preps Preseason Top 25.
- Is a four-star recruit by ESPN and the No. 8 prospect in California, while being ranked in the top 150 by 247Sports.
- Averaged 16.9 points, 7.7 rebounds, and 5.1 assists per game as Sierra Canyon went 15-2 and lost in the Southern Section Open Division Finals in 2021.
- Selected Nebraska over Arkansas, Oregon, Arizona State and Georgetown.



Junior forward Derrick Walker is putting together one of the top shooting seasons in Nebraska basketball history. The 6-foot-9 forward is shooting 68.9 percent from the floor entering Saturday's game with Rutgers. He is bidding to be just the seventh player in school history to shoot at least 60 percent from the field for a season.

**HIGHEST FIELD GOAL PCT. IN SCHOOL HISTORY**

No.	Player (Year)	Pct.
-	<b>Derrick Walker (2021-22)</b>	<b>.689</b>
1.	Larry Cox (1975-76)	.672
2.	Dave Hoppen (1984-85)	.646
3.	Kimani Ffriend (2000-01)	.623
4.	Dave Hoppen (1985-86)	.616
5.	Andre Smith (1979-80)	.611
6.	Steffon Bradford (2000-01)	.603

Min 5 FGA/GM

apiece. For Mayen, it was a season-high while he also added five boards.

Brad Davison had 21 points and was 5-of-8 from deep to lead four Wisconsin (16-3, 7-2 Big Ten) players in double-figures. Chucky Hepburn had 13 points and three boards while Johnny Davis also added 13 points – all in the second half - and nine rebounds.

**"GOOD THINGS HAPPEN WHEN WE PLAY THROUGH DERRICK"**

Fred Hoiberg understands the importance of having Derrick Walker on the floor for the Big Red, and Walker's play has been a focal point for the Huskers.

The 6-foot-9 center is enjoying his best year in 2021-22, averaging 9.5 points, 6.0 rebounds, 1.4 assists, 1.0 blocks and 1.0 steals per game while shooting nearly 70 percent from the field.

• He joins Iowa's Keegan Murray as the only two Big Ten players currently averaging more than 1.0 steal and 1.0 block per game.

• Walker has played his best against NU's ranked opponents, averaging 11.6 points on 63 percent shooting, 6.2 rebounds, 2.5 assists and 1.7 steals per game in five contests against ranked foes.

• In the Huskers' loss to No. 25 Illinois on Jan. 11, he finished with 14 points and seven rebounds, while helping to limit Kofi Cockburn to 8-of-18 shooting.

• He turned in a strong performance at No. 10 Michigan State on Jan. 5 with 16 points on 8-of-9 shooting to match his career high in points.

• Walker has been in double figures 11 times in NU's last 14 games, and he tied or set a career best in scoring in three straight games, including 16 points on 7-of-7 shooting against Tennessee State on Nov. 23.

• He matched a school record with 15 consecutive made field goals from Nov. 21 to Nov. 27.

• Walker has three double-doubles since Dec. 1 including 12 points and 13 rebounds in a career-high 50 minutes in the four OT loss at NC State. In the loss at No. 18 Auburn, he had 10 points, 10 rebounds, four assists, two blocks and two steals. Walker's most recent double-double came against No. 13 Ohio State on Jan. 2 when he had 15 points, 10 rebounds and four steals against the Buckeyes.

**MCGOWENS BROTHERS REUNITED ON COURT**

After a two-month hiatus, the McGowens brothers were reunited on the court on Jan. 17, and back in the starting lineup for Thursday's game with Wisconsin. Before the first three games of the season, the pair had not played together in a competitive environment since they were kids.

• Bryce is 13th in the Big Ten in scoring at 16.1 ppg while grabbing 5.4 rebounds per game as of Jan. 28. He ranks among the B1G leaders in scoring, free throw percentage and minutes played.

• A three-time Big Ten Freshman of the Week (Nov. 15, Nov. 29, Dec. 20), he leads all conference rookies in scoring and is second in rebounding.

• He is the only Husker freshmen in either the Big 12 (1996-97 to 2010-11) or Big Ten (2011-12 to present) eras to be a three-time honoree as a freshman.

• McGowens has reached double figures in scoring 15 times, including six 20-point efforts. His most recent 20-point game was against No. 11 Wisconsin on Jan. 23 with 23 points on 7-of-14 shooting.

**WALKER MAKING BIG JUMPS**

Category	Pre 2021-22*	2021-22
Games	80	20
Scoring/Gm	2.3	9.5
FG Pct.	.588	.689
FT Pct.	.379	.703
Rebounds/Gm	2.3	6.0
Blocks/Gm	0.3	1.0
Double-Figure Games	4	11
Double-Doubles	0	3

\*Includes Tennessee (2017-19) and Nebraska (2020-21)

**BRUCE AT A GLANCE**

Category	No.	B1G Rk.
Scoring	16.1	13th
FT. Pct.	.838	3rd
Minutes	33.6	10th

**NU FRESHMAN POINTS/GAME**

No.	Player (Year)	PPG
-	<b>Bryce McGowens (2022)</b>	<b>16.1</b>
1.	Joe McCray (2005)	15.5
2.	Jerry Fort (1973)	14.5
3.	Dave Hoppen (1983)	13.9
4.	Jake Muhleisen (2002)	11.7
5.	Eric Piatkowski (1991)	10.9
6.	Ryan Anderson (2007)	10.1

HUSKERS IN THE PROS



NBA

Player (Years at NU).....	Current Team.....	League
Dalano Banton (2020-21).....	Toronto Raptors.....	NBA
Isaiah Roby (2017-19).....	OKC Thunder.....	NBA

Overseas

Player (Years at NU).....	Current Team.....	League
Kris Douse (2007).....	BC Mess.....	Luxembourg
Sek Henry (2007-10).....	Digon.....	France
Ryan Anderson (2007-10).....	Niagara.....	Canada
Christian Standhardinger (2010-11).....	Berangay.....	Philippines
Caleb Walker (2011-12).....	Nancy.....	France
Jorge Brian Diaz (2010-12).....	Quebradillas.....	Puerto Rico
Ray Gallegos (2010-14).....	Dorados.....	Mexico
Terran Petteway (2014-15).....	Peristeri.....	Greece
Shavon Shields (2013-16).....	Olimpia Milano.....	Italy
Andrew White III (2015-16).....	Buyukcekmece.....	Turkey
Tai Webster (2014-17).....	Zalgris.....	Lithuania
Jack McVeigh (2016-18).....	Adelaide.....	Australia
Duby Okeke (2018).....	Leones.....	Dominican Republic
Anton Gill (2017-18).....	Corsarios.....	Colombia
Evan Taylor (2017-18).....	Nuremberg.....	Germany
Glynn Watson Jr. (2016-19).....	Lavrio.....	Greece
James Palmer Jr. (2018-19).....	Stai.....	Poland
Isaac Copeland Jr. (2018-19).....	Yokohama Ex.....	Japan
Dachon Burke Jr. (2019-20).....	Pristina.....	Kosovo
Matej Kavaz (2020).....	Lleida.....	Spain
Haanif Cheatham (2020).....	Apollon.....	Cyprus
Thorir Thorbjarnarson (2018-21).....	Zwolle.....	Netherlands
Shamiel Stevenson (2021).....	Metalac.....	Siberia

HOIBERG'S HUSKER TIES

While Fred Hoiberg grew up in Ames and played his high school (Ames High School) and college basketball (Iowa State) there, he was born in Lincoln and has numerous ties to the city and to the University of Nebraska.

- Fred's father (Eric) and mother (Karen) both earned their undergraduate degrees from Nebraska in 1966. In fact, Eric earned his undergraduate degree, Master's degree, and Ph.D. in sociology from the university.

- His maternal grandfather was former Husker basketball coach Jerry Bush. Known as the "Big Bear of the Coliseum," Bush guided NU from 1955 to 1963, and directed two of the greatest upsets ever – a 43-41 victory over top-ranked Kansas and Wilt Chamberlain, and a 55-48 victory over No. 4 Kansas State and Olympian Bob Boozer during the 1957-58 campaign.

- His paternal grandfather (Otto) received his Master's Degree and Ph.D from Nebraska. He joined the faculty of the University of Nebraska in 1948, where he taught sociology and served as director of the community development program in the University of Nebraska Extension Division.

- Fred's son (Sam) is in his first season on the Husker basketball team after walking on. Fred and Sam are one of 20 father-son duos in Division I this season.

- Bryce enters Saturday's game with Rutgers needing just five points to tie Jake Muhleisen (2001-02) for fifth place on NU's single-season freshman scoring list.
- He collected his first career double-double on Nov. 21 against Southern with 18 points and 11 rebounds. McGowens also had four assists and two steals in 31 minutes.
- He is just the second Husker freshman to ever put up multiple 25-point games, as he had 25 in the opener against Western Illinois and 29 in the win over Sam Houston. He joins Dave Hoppen, who accomplished the feat during the 1982-83 season (27 vs. K-State; 25 vs. Iowa State).
- As a high schooler, he totaled 2,341 points, including 285 3-pointers and was selected for the 2021 Iverson Classic. He was also selected to the Jordan Brand Classic, but the event was not held.
- Last season, he was the Gatorade South Carolina Player of the Year, averaging 21.6 points, 4.7 rebounds and 3.1 assists per contest for Legacy Early College and Coach BJ Jackson.

Trey has been a proven performer throughout his career, as he has started 95 of 98 games at the college level for Pittsburgh and Nebraska and scored over 1,000 career points. He has started 31 of the 32 games he has played at Nebraska. He is averaging 6.0 points, 4.0 rebounds and 1.2 steals per game in five contests and has been on a minutes restriction in his first two games back.

- Considered NU's best defender, McGowens usually is assigned to the opponent's top perimeter scorer. Against No. 11 Wisconsin, he limited Johnny Davis to a season-low 13 points, including none in the first half.
- He helped limit Sam Houston's Demarkus Lampley, a returning first-team all-conference performer, to 2-of-14 shooting on Nov. 12, while McGowens grabbed a season-high nine rebounds.

- Last season, Trey averaged 10.7 points, 3.9 rebounds and 2.1 assists per game, while starting all 27 games. He reached double figures 17 times, including a season-high 20 points against No. 17 Michigan State.

- Trey has ranked among the conference leaders in steals in each of his first three seasons in college. He is one of only two active power conference players who ranked in the top five in steals in each of the past three seasons (Jamari Wheeler, PSU/OSU).

- In his final season at Pittsburgh (2019-20), he averaged 11.5 ppg, while ranking in the top 15 of the ACC in steals (fourth), assists (3.6, 10th), assist-to-turnover ratio (15th) and minutes played.
- The McGowens brothers are one of 15 brother combos on the same college roster this season.

TRACKING TREY'S STEALS/GM

Year	SPG	Conf. Rank
2018-19	1.9	3rd (ACC)
2019-20	1.9	4th (ACC)
2020-21	1.4	5th (B1G)

ZO TAKES THE POINT

Alonzo Verge took over the point guard duties from 2021 NBA Draft pick Dalano Banton, and Verge has provided an immediate impact, averaging 14.1 points, 4.8 rebounds, 5.3 assists and 1.5 steals per game. The 6-foot-4 guard from Chicago ranks among conference leaders in both assists (second) and steals (sixth) as of Jan. 28.

- He has a 1.51-to-1 assist-to-turnover ratio after posting a 1.29-to-1 ratio in his two seasons at Arizona State.
- His 5.30 assists per game would rank fifth in school history, while only four players in school history have averaged at least 5.00 assists in a season.

- Verge is ninth in the Big Ten with four double-doubles (vs. W. Illinois, vs. Tennessee State, at NC State and Kennesaw State).

- He nearly collected his fifth double-double of the season with 14 points and nine assists in the loss to No. 25 Illinois on Jan. 11.

- He posted his fourth double-double of the year with 16 points and a career-high 12 assists in the win over Kennesaw State on Dec. 22.

- He had his fourth 20-point effort of the season with 21 points, five assists, five rebounds and four steals in the loss to Kansas State on Dec. 19.

- Verge posted his second career 30-point game against Michigan on Dec. 7, as he had 31 points and eight boards. It was his first 30-point game since the 2019-20 season when he was at Arizona State.

- Verge nearly had a triple-double in the Huskers' epic game at NC State on Dec. 1 with 25 points, a career-high 11 assists and nine rebounds before fouling out in the fourth OT.

- He led NU with 18 points and 10 assists in the Huskers' win over Tennessee State on Nov. 23.

- He posted his first collegiate double-double in the opener with 26 points - the most points ever in a Husker debut - a career-high 13 rebounds and five assists.

- Verge was a combo guard during his two seasons at Arizona State, where he teamed with current Kansas guard Remy Martin in one of the highest scoring backcourts in the Pac-12.

- He averaged 14.0 points, 3.8 assists and 3.9 rebounds per game in 2020-21, ranking among the Pac-12 leaders in scoring (15th), assists (seventh), assist-to-turnover ratio (1.55-to-1, sixth), steals (1.2, 13th) and free throw percentage (.809, 13th).

- In his first season at ASU, he was the 2020 Pac-12 Sixth Man of the Year and an honorable-mention all-conference pick after averaging 14.6 points per game, 3.5 rebounds, 2.3 assists and 1.4 steals per game.

- A two-time NJCAA All-American at Moberly Area (Ill.) CC, he ranked in the top three nationally in both scoring

LOOKING AT ALONZO

Category	No.	B1G Rk.
Scoring	14.1	18th
Assists	5.3	2nd
Steals	1.5	6th
FT. Pct.	.763	8th
Double-Doubles	4	9th
FG Pct.	.433	15th

SINGLE-SEASON ASSISTS/GM

No.	Player (Year)	APG
1.	Brian Carr (1985)	7.90
2.	Brian Carr (1986)	6.70
3.	Cam Mack (2020)	6.39
4.	Charles Richardson Jr. (2007)	5.77
-	<b>Alonzo Verge Jr. (2022)</b>	<b>5.30</b>
5.	Brian Carr (1987)	5.03





**WORLDWIDE HUSKERS**

NU's roster has had an international flavor in recent seasons and that trend will continue in 2021-21. Four Huskers hail from overseas, including Eduardo Andre (London, England), Oleg Kojenets (Kaunas, Lithuania), Lat Mayen (Adelaide, Australia) and Keisei Tominaga (Moriyama Nagoya Aichi, Japan). In three seasons under Hoiberg, NU has had players on its roster from a host of countries, including Australia, Canada, England, France, Iceland and Slovenia.

**INTERNATIONAL FLAVOR**

Player.....	Hometown
Eduardo Andre .....	London, England
Oleg Kojenets .....	Kaunas, Lithuania
Lat Mayen.....	Adelaide, Australia
Keisei Tominaga.....	Moriyama Nagoya Aichi, Japan

**RED CARPET EXPERIENCE EXPANDS TO MEN'S BASKETBALL**

Nebraska Athletics announced that the Red Carpet Experience will expand for men's basketball for select games during the 2021-22 season. The program provides an opportunity for underserved youth across the state of Nebraska to receive complimentary tickets and experience Husker game days. For men's basketball, the upcoming Red Carpet Experience games are scheduled for Jan. 29 (Rutgers) and Feb. 5 (Northwestern).

Fans can participate in one of two ways

- Log in to their ticket accounts on [huskers.com/myaccount](https://huskers.com/myaccount) and select Return for selected Red Carpet events.
- Make a monetary donation to the Red Carpet Experience through the Husker Athletic Fund

Complimentary tickets through the Red Carpet Experience are limited to students in 8th grade or younger, along with one or two accompanying parents/guardians. The students must be present to get tickets.

For more information on the Red Carpet Experience, contact Dr. Lawrence Chatters at [redcarpet@huskers.com](mailto:redcarpet@huskers.com).

**BANTON AND ROBY ON NBA ROSTERS**

Nebraska had a pair of former players on opening-night NBA rosters with Isaiah Roby and Dalano Banton. The pair gives Nebraska multiple NBA players for the first time since the 2008-09 season (Tyronn Lue and Mikki Moore). In addition, Tyronn Lue is beginning his second season as the head coach of the Los Angeles Clippers.

Roby, a second-round pick in 2019, is in his second full season with the Oklahoma City Thunder after averaging 8.7 points and 5.6 rebounds per game last season. Roby played three seasons at Nebraska and helped the Huskers to a pair of postseason appearances.

Banton was a second-round pick of Toronto in 2021, becoming the Huskers' second NBA Draft pick in the last three years. Banton spent two years at NU and averaged 9.6 points per game in 2020-21 while leading the Huskers in both rebounding (5.9) and assists (3.9) per game. He became the first Husker since 1974 to lead NU in both rebounds and assists in the same season.

**FILLING UP THE VAULT IN 2021-22**

With no fans allowed in 2020-21, Nebraska missed out on the fan support which has ranked among the nation's best since opening Pinnacle Bank Arena in August of 2013. From 2013-14 to 2020-21, Nebraska annually ranked in the top 15 nationally in average attendance, averaging sellout crowds in the 15,000-seat arena.

Two years ago, the Huskers established a single-season record with an average of 15,605 fans per game despite posting a 7-25 record. That set NU's single-season record, breaking the mark of 15,569 per game set during the 2014-15 season. Nebraska was one of nine schools in the country to average 15,000+ fans per contest from 2013-14 to 2019-20, joining Kentucky, Syracuse, Louisville, North Carolina, Wisconsin, Indiana, Kansas and Creighton.

and assists in 2018-19. He tallied 1,086 points (30.9 ppg in 35 games), but also dished out 8.2 assists per game en route to first-team accolades.

**KEISEI FOR 3**

The addition of Keisei Tominaga has helped the Huskers' 3-point shooting. The 6-foot-2 guard is fifth on the team in scoring at 7.4 points per game while connecting on a team-high 33 3-pointers entering the Rutgers game. He has also committed just eight turnovers in 405 minutes this season.

Tominaga started slowly as he had just three points in his first three games, but is averaging 8.4 points per game on 41 percent shooting, including 39 percent from 3-point range in NU's last 17 games dating back to Nov. 19. He has seven double-figure games in that stretch, including a career-high 23 points against South Dakota on Nov. 27 and 18 points in the win over Kennesaw State on Dec. 22. Tominaga had a team-high 11 points on 4-of-5 shooting in the loss at No. 7 Purdue on Jan. 14.

Last summer, Tominaga represented Japan in 3x3 basketball in the Tokyo Olympics, helping Japan reach the medal round. He finished third among all players in scoring (6.9 ppg), fourth in 1-point shooting (74 percent) and seventh in 2-point shooting (36 percent). He was one of only two active NCAA players to play in the Olympics, joining Virginia's Francisco Caffaro, who played for Argentina in men's basketball.

**HUSKER INJURY UPDATE**

The Huskers have a pair of scholarship players currently out with injuries. Trevor Lakes is out indefinitely because of a lingering shoulder injury. Lakes, who underwent surgery on his right shoulder last March, managed the injury throughout the year, but has not played since Jan. 8.

Wilhelm Breidenbach underwent season-ending leg surgery on Dec. 22 for an injury suffered in Nebraska's game against Michigan. Breidenbach, a 6-foot-10, 227-pound forward from Rancho Santa Margarita, Calif., had played in each of Nebraska's first 10 games, averaging 3.7 points, 2.7 rebounds and 1.0 steals per game.

**FOUR OT THRILLER AT NC STATE**

Nebraska's four-overtime game at NC State on Dec. 1, was one for the record books. The four OT game matched Nebraska's school record set in 1979 and was the longest Big Ten game in at least a decade. It tied for the second-longest Division I game in the past 10 seasons, trailing only a five OT game between Louisville and Notre Dame on Feb. 9, 2013.

- It was the longest game in Big Ten/ACC Challenge history, but was one of three OT games in the 2021 challenge. The Big Ten won the challenge, 8-6, with three of the six losses coming in overtime.
- It marked only the eighth time in school history where both teams scored over 100 points.
- The 100 points NU scored marked the 44th 100-point game in school history, but only the fifth time that NU scored 100 points and lost.
- NU had a pair of double-doubles from Alonzo Verge (25 points/11 assists) and Derrick Walker (12 points, 13 rebounds). Verge (assists) and Walker (rebounds) both set personal bests on their way to double-doubles.

**NU GRADUATION SUCCESS RATE HITS ALL-TIME HIGH OF 95 PERCENT**

Nebraska student-athletes have posted a 95 percent NCAA Graduation Success Rate (GSR), continuing the Huskers' long tradition of being a national leader in the classroom. The NCAA released its GSR scores on Dec. 2, with Nebraska improving its GSR for the 11th straight year.

- The 95 percent GSR rate for all student-athletes ranks third among 14 Big Ten schools. On the national scale, Nebraska's GSR is tied for 10th out of 130 FBS institutions. The 95 percent GSR rate marks the 11th straight year Nebraska has increased its GSR.
- The Husker men's basketball program achieved a 100 percent GSR for the second straight season and was one

**FINDING 20-20 VISION**

Nebraska has already had three games this season with multiple 20-point scorers, most recently against NC State on Dec. 1. Prior to this season, NU had only three games over the last two seasons with multiple 20-point scorers.

**MULTIPLE 20-POINT SCORING GAMES UNDER HOIBERG**

Opponent	Date	Players
So. Florida	11/27/19	Cheatham 26; Burke 21
Indiana	12/13/19	Burke 25, Chetham 21
Michigan St.	1/2/21	Allen 23, T. McGowens 20
Western Ill.	11/9/21	Verge 26, B. McGowens 25
S. Dakota	11/27/21	Tominaga 23; B. McGowens 22
NC State	12/1/21	Verge 25, McGowens 24

**SCORING PRODUCTION OFF THE BENCH**

Nebraska has gotten good production from its bench in 2021-22, averaging 22.2 points per game from its reserves. NU has gotten a total of 14 double-digit scoring nights from its bench including a pair of 20-point efforts.

**20-POINT BENCH PERFORMANCES UNDER HOIBERG**

Player	Pts.	Opponent (Year)
Keisei Tominaga	23	South Dakota (2021-22)
Kobe Webster	20	Creighton (2021-22)
Kobe Webster	23	at Northwestern (2020-21)
Kobe Webster	20	Georgia Tech (2020-21)
Kevin Cross	23	Indiana (2019-20 B1G)
Dachon Burke	21	Michigan State(2019-20)

**WORKING OVERTIME**

- NU is 0-2 in overtime games this season and is now 63-53 all-time in overtime games.
- Of the 116 overtime games in program history, 22 games have been at least two overtimes, including a trio of 3 OT games and a pair of quadruple overtime contests.
- Nebraska's game against NC State marked the longest Big Ten game in the last decade. In fact, only three other Big Ten games had reached triple overtime dating back to the start of the 2011-12 season.

**LONGEST NCAA GAMES SINCE 2011-12**

Matchup	OTs	Date
Louisville at Notre Dame	5	2/9/2013
Nebraska at NC State	4	12/1/21
FIU at Eastern Michigan	4	12/11/2021

**LONGEST BIG GAMES SINCE 2011-12**

Matchup	OTs	Date
Nebraska at NC State	4	12/1/21
Penn State at Indiana	3	2/1/17
Illinois at Rutgers	3	2/3/16
Minnesota at Purdue	3	2/5/14

**FROSH OPENER STARTERS (SINCE 1995)**

Freshman	Pos.	Year
Bryce McGowens	G	2021-22
C.J. Wilcher**	G	2021-22
Yvan Ouedraogo	F	2019-20
Tai Webster	G	2013-14
Benny Parker	G	2012-13
Jorge Brian Diaz*	C	2009-10
Brandon Ubel	F	2009-10
Cookie Miller	G	2007-08
Sek Henry	G	2006-07
Ryan Anderson	G	2006-07
Marcus Walker	G	2005-06
Jake Muhleisen	G	2001-02
Brian Conklin*	F	2000-01
Cookie Belcher	G	1996-97
Tyronn Lue	G	1995-96

\*-redshirt freshman; \*\*-second-year freshman because of COVID-19

of 13 Husker programs to post a 100 GSR in the latest rankings. NU was one of five Big Ten teams with a perfect GSR this year.

**HUSKER RECRUITING CLASS SEEING STARS**

The Huskers brought one of the nation's top recruiting classes to campus this fall. The class is ranked as high as 13th by ESPN as well as 18th by 247Sports and 21st by Rivals and is the third-highest ranked class in the Big Ten. Nebraska's five signees are headlined by five-star Bryce McGowens and four-star recruit Wilhelm Breidenbach, both of whom were top-100 recruits. McGowens was a consensus top-25 recruit who played in the Iverson Classic and was selected to the Jordan Brand team. NU rounded out the class with junior college All-American Keisei Tominaga and freshmen Oleg Kojenets and Quaran McPherson.

**UP-TEMPO BASKETBALL**

One trait of any Fred Hoiberg-coached team is to play at a fast pace. The Huskers have led the Big Ten in pace in each of the last two seasons, ranking 16th nationally by KenPom in 2019-20 and 35th in 2020-21. NU has been the only Big Ten team to rank in the top-50 nationally in each of the past two seasons. In seven full seasons as a college head coach (five at Iowa State and two at NU), Hoiberg's teams have ranked in the top-50 in tempo five times, including three times in the top-20. Prior to Hoiberg's arrival, the last time a Husker team was in the top-100 nationally in tempo according to KenPom was in 1999-2000 under Danny Nee.

**Year Hoiberg-Coached Team Big Ten Leader**

Year	Hoiberg-Coached Team	Big Ten Leader
2010-11	Iowa State (34th)	Iowa (100th)
2011-12	Iowa State (128th)	Iowa (70th)
2012-13	Iowa State (30th)	Iowa (95th)
2013-14	Iowa State (12th)	Iowa (29th)
2014-15	Iowa State (10th)	Minnesota (47th)
2019-20	Nebraska (16th)	Nebraska
2020-21	Nebraska (35th)	Nebraska
2021-22	Nebraska (14th)	Nebraska

**ALL IN THE FAMILY**

Several members of the 2021-22 Huskers have family members who have played basketball at the college or professional levels. The list is led by former NBA players Eric Piatkowski, who spent 14 years in the NBA after scoring nearly 2,000 career points at Nebraska, and Fred Hoiberg, who played in the NBA for a decade after a standout career at Iowa State. Keisei Tominaga's father didn't play college basketball, but was a center on the Japanese national team at the 1998 FIBA World Championship and played professionally in Japan for a decade.

Player	Relative	College (Sport)
Jackson Cronin	Steve (Father)	Tufts (MBB)
Keon Edwards	Kyre (Brother)	Texas A&M-Kingsville
Sam Hoiberg	Fred (Father)	Iowa State/NBA (MBB)
	Jack (Brother)	Michigan State/UT-Arlington (MBB)
Oleg Kojenets	Aleh (Father)	UNC Wilmington
	Jurga Paliukaite (Mother)	UNC Wilmington
Trey & Bryce McGowens	Bobby McGowens (Father)	Clemson (FB)/South Carolina State (MBB/FB)
	Pam Owens (Mother)	Western Carolina (WBB)
Jace Piatkowski	Eric Piatkowski (Father)	Nebraska (MBB)
Keisei Tominaga	Hiroyuki (Father)	Played Internationally for Japan
Alonzo Verge Jr.	Alonzo (Father)	Eastern New Mexico (MBB)
C.J. Wilcher	Sergio (Father)	Morgan State (MBB)

**NBA COACHES GO BACK TO SCHOOL**

Nebraska Coach Fred Hoiberg is one of nine active NCAA coaches to have coached in the NBA, as he spent three-plus seasons with the Chicago Bulls. Hoiberg's 270 regular-season NBA games rank third among the 10 former NBA coaches in the collegiate ranks.

Coach, School	NBA Head Coach, Years
John Calipari, Kentucky	New Jersey, 1996-99
Leonard Hamilton, Miami	Washington, 2000-01
Fred Hoiberg, Nebraska	Chicago, 2015-18
Lindsey Hunter, Mississippi Valley State	Phoenix, 2013
Eric Musselman, Arkansas	Golden State, 2002-04; Sacramento, 2006-07
Rick Pitino, Iona	New York, 1987-89; Boston, 1997-2001
Reggie Theus, Bethune-Cookman	Sacramento, 2007-09
Darrell Walker, Arkansas Little Rock	Toronto, 1996-98; Washington, 1999-2000
Mike Woodson, Indiana	Atlanta 2004-2010; New York, 2011-14

**IT IS ACADEMIC FOR WEBSTER**

Kobe Webster became the latest Husker men's basketball player to earn CoSIDA Academic All-America honors, as he was a third-team selection in May of 2021. Webster, who graduated from Western Illinois in 2020, has a 3.75 GPA while working on his master's degree in educational administration. Webster was the first Husker men's basketball player to be honored since Shavon Shields in 2015 and 2016. NU Head Coach Fred Hoiberg was a two-time Academic All-American at Iowa State (1994 and 1995) and was inducted into the CoSIDA Academic All-America® Hall of Fame in 2016. Entering the 2021-22 school year, Nebraska leads all NCAA Division I schools with 347 CoSIDA Academic All-Americans.



# NEBRASKA HEAD COACH FRED HOIBERG

## NEBRASKA (2019-PRESENT)

- Hired as Nebraska's 28th men's basketball coach on March 30, 2019, a position his grandfather (Jerry Bush) held for nine seasons from 1954 to 1963.
- Brought in the highest-ranked recruiting class in school history, as his 2021 class was ranked 13th nationally by ESPN.com

## CHICAGO BULLS (2015-18)

- Coached the Chicago Bulls for three-plus seasons, posting a 115-155 record.
- Became just the fifth coach in franchise history to post a winning record in his debut season.
- Took the Bulls to the 2017 NBA Playoffs where they won the first two games against the top-seeded Boston Celtics, as the Bulls were the first No. 8 seed to take a 2-0 lead against a No. 1 seed since 1993.
- Was the fifth coach in NBA history to have each of his first two career playoff victories come on the road.

## IOWA STATE (2010-15)

- Served as head coach at his alma mater for five seasons, posting a 115-56 record, which is the top winning percentage in school history (.673).
- Led the Cyclones to four straight NCAA Tournament appearances - a program record - while his 115 wins were the most in a five-year stretch in school history.
- Guided Iowa State to back-to-back Big 12 Tournament titles in 2014 and 2015.
- Produced four All-Americans, 12 All-Big 12 honorees and 10 players who played in the NBA.
- Named Big 12 Coach of the Year in 2012, as the Cyclones went from three conference wins to 12 in one season.
- Won 28 games and reached the NCAA Sweet 16 in 2014.
- Led the Big 12 in scoring offense in two of his last four seasons and topped the conference in 3-pointers four times in five years.

## MINNESOTA TIMBERWOLVES (2005-10)

- Served as Vice President of Basketball Operations in 2009-10, overseeing the day-to-day operations of basketball programs including college and pro scouting, salary cap management and NBA Draft preparations.
- Was the Assistant General Manager for three seasons, helping the Timberwolves orchestrate a draft-day trade for five-time all-star Kevin Love in 2008.

## AS AN NBA PLAYER (1995-2005)

- Spent 10 years in the NBA with the Indiana Pacers (four seasons), Chicago Bulls (four seasons) and Minnesota Timberwolves (two seasons) after being selected in the second round of the 1995 NBA Draft.
- Was a member of three NBA Playoff Teams, including a Timberwolves team that reached the 2004 Western Conference Finals.
- Shot 40 percent from 3-point range during his career and led the NBA in 3-point shooting in his final season (48.3, 2004-05).
- Ended his NBA career abruptly at the age of 33 after undergoing open-heart surgery to repair an aneurysm in his aortic root.

## AS A PLAYER AT IOWA STATE (1991-95)

- Started all four seasons at Iowa State, averaging 15.8 points, 6.9 rebounds, 2.8 assists and 1.6 steals per game in his collegiate career.
- His No. 32 was retired by Iowa State in 1997 and Hoiberg is a member of the Iowa State Hall of Fame.
- Garnered third-team All-America honors as a senior in 1994-95, averaging 19.9 points per game to help the Cyclones win a then-school-record 23 games and was named Big Eight Co-Male Athlete of the Year in 1995.
- Two-time Academic All-American who was inducted into the CoSIDA Academic Hall of Fame in 2016.



## FRED HOIBERG'S COLLEGIATE COACHING RECORD

Year	School	Overall Record	Pct.	Conf. Record	Pct	Conf. Finish	Postseason
2010-11	Iowa State	16-16	.500	3-13	.188	12th	None
2011-12	Iowa State	23-11	.676	12-6	.677	T-3rd	NCAA Third Round
2012-13	Iowa State	23-12	.657	11-7	.611	T-4th	NCAA Third Round
2013-14	Iowa State	28-8	.778	11-7	.611	T-3rd	NCAA Sweet 16
2014-15	Iowa State	25-9	.735	12-6	.677	T-2nd	NCAA Second Round
2019-20	Nebraska	7-25	.219	2-18	.100	14th	None
2020-21	Nebraska	7-20	.259	3-16	.158	14th	None
2021-22	Nebraska	6-14	.300	0-9	.000	-	-
<b>Totals</b>		<b>135-115</b>	<b>.540</b>	<b>54-82</b>	<b>.397</b>		



# NEBRASKA BASKETBALL RADIO/TV ROSTER



**0 | C.J. WILCHER**  
Fr. | G | 6-5 | 221  
Plainfield, N.J.



**1 | ALONZO VERGE JR.**  
Sr. | G | 6-3 | 164  
Chicago, Ill.



**2 | TREY MCGOWENS**  
Jr. | G | 6-4 | 196  
Pendleton, S.C.



**3 | QUARAN MCPHERSON**  
Fr. | G | 6-3 | 199  
Queens, N.Y.



**4 | JACKSON CRONIN**  
Fr. | G | 6-1 | 187  
Great Neck, N.Y.



**5 | BRYCE MCGOWENS**  
Fr. | G | 6-7 | 179  
Pendleton, S.C.



**10 | KOBE WEBSTER**  
Sr. | G | 6-0 | 176  
Indianapolis, Ind.



**11 | LAT MAYEN**  
Jr. | F | 6-9 | 217  
Adelaide, Australia



**12 | SAM HOIBERG**  
Fr. | G | 6-0 | 183  
Lincoln, Neb.




**13 | DERRICK WALKER JR.**  
Jr. | F | 6-9 | 239  
Kansas City, Mo.



**14 | TREVOR LAKES**  
Sr. | F | 6-8 | 220  
Lebanon, Ind.



**15 | CHRIS MCGRAW**  
So. | G | 6-0 | 176  
Columbus, Ohio



**21 | JACE PIATKOWSKI**  
Rfr. | G | 6-3 | 177  
Omaha, Neb.



**23 | KEON EDWARDS**  
Fr. | G | 6-7 | 204  
Houston, Texas



**24 | DENIM DAWSON**  
Fr. | G/F | 6-6 | 185  
San Bernardino, Calif.



**30 | KEISEI TOMINAGA**  
So. | G | 6-2 | 178  
Moriyama Nagoya  
Aichi, Japan



**32 | WILHELM BREIDENBACH**  
Fr. | F | 6-10 | 227  
Rancho Santa Margarita, Calif.



**33 | OLEG KOJENETS**  
Fr. | F | 7-0 | 223  
Kaunas, Lithuania



**35 | EDUARDO ANDRE**  
Fr. | F | 6-11 | 236  
London, England



**FRED HOIBERG**  
Head Coach



**MATT ABDELMASSIH**  
Assistant Coach



**ARMON GATES**  
Assistant Coach



**NATE LOENSER**  
Assistant Coach



**DOC SADLER**  
Special Assistant to the Head Coach



**LUCA VIRGILIO**  
Director of Basketball Operations



**KURT JOSEPH**  
Director of Men's Basketball Strength & Conditioning



**MATT HOLT**  
Video Coordinator



**BUZZY CARUTHERS**  
Director of Player Development



**R.J. PIETIG**  
Athletic Trainer



**PAT NORRIS**  
Equipment Manager



**SHERYL BURBACH**  
Assistant Director of Basketball Operations



**ATHAN KATSANTONIS**  
Recruiting Coordinator



**HALLICE COOKE**  
Graduate Manager



**KEENAN HOLDMAN**  
Graduate Manager



**BROADCAST NOTES**

**2021-22 RECORD**  
6-14 / 0-9 Big Ten

**NEXT GAMES**  
Jan. 29  
vs. Rutgers (5:30 p.m./BTN)

Feb. 1  
at Michigan (8 p.m./BTN)

**LAST GAME**  
Jan. 27  
lost to No. 11 Wisconsin, 73-65

**HEAD COACH**  
Fred Hoiberg (Iowa St., 1995)  
Nebraska: 20-59 / 3rd  
Career: 135-115 / 8th

**ASSISTANTS**  
Matt Abdelmassih  
Armon Gattiss  
Nate Loenser  
Doc Sadler, Special Assistant

**2021-22 SCHEDULE**

**NOV**  
9 Western Illinois ..... L, 74-75  
12 Sam Houston ..... W, 74-65  
16 Creighton ..... L, 69-77  
19 Idaho State ..... W, 78-60  
21 Southern ..... W, 82-59  
23 Tennessee State ..... W, 79-73  
27 South Dakota ..... W, 83-70

**DEC**  
1 at NC State ... L, 100-104 (4OT)  
4 at Indiana \* ..... L, 55-68  
7 Michigan \* ..... L, 67-102  
11 vs. No. 18 Auburn ..... L, 68-99  
19 Kansas State ..... L, 58-67  
22 Kansas State ..... W, 88-74

**JAN**  
2 No. 13 Ohio St. \* ..... L, 77-89 (OT)  
5 at No. 10 Mich. St. \* ..... L, 67-79  
8 at Rutgers \* ..... L, 65-93  
11 No. 25 Illinois \* ..... L, 71-81  
14 at No. 7 Purdue \* ..... L, 56-93  
17 Indiana \* ..... L, 71-78  
22 at No. 19 Ohio State \* ..... PPD  
26 No. 11 Wisconsin \* ..... L, 65-73  
29 Rutgers \* ..... 5:30 p.m.

**FEB**  
1 at Michigan \* ..... 8 p.m.  
5 Northwestern \* ..... Noon  
9 Minnesota \* ..... 8 p.m.  
13 at Iowa \* ..... 2 p.m.  
18 Maryland \* ..... 8 p.m.  
22 at Northwestern \* ..... 7 p.m.  
25 Iowa \* ..... 8 p.m.  
28 at Penn State \* ..... 6 p.m.

**MARCH**  
6 at Wisconsin \* ..... 1 p.m.  
9-13 at Big Ten Tournament..... TBA

**C.J. WILCHER** (WILL-CHUR) G / 6-5 / 221 / Fr. / Plainfield, N.J



	GP/GS	PPG	RPG	APG	SPG	FG%	3PT%	FT%
Season	20/1	7.8	2.4	0.9	0.8	44.1	36.9	57.1
BIG	9/0	7.1	1.7	0.6	0.6	41.4	36.1	42.9
Career	34/2	5.9	1.7	0.6	0.6	44.0	37.3	60.9

**ALONZO VERGE JR.** G / 6-3 / 164 / Sr. / Chicago, Ill.



	GP/GS	PPG	RPG	APG	SPG	FG%	3PT%	FT%
Season	20/20	14.1	4.8	5.3	1.6	43.3	26.5	76.3
BIG	9/9	12.8	3.8	3.9	1.1	41.9	28.6	82.1
Career	71/50	14.2	4.0	3.6	1.4	42.1	30.4	76.9

**CAREER HIGHS**  
Pts. 17, vs. Auburn (12/11/21)  
Reb. 6, Georgetown (3/2/21)  
Asst. 4, Southern (12/21/21)  
St. 3, Idaho State (11/19/21)

**TREY MCGOWENS** G / 6-4 / 196 / Jr. / Pendleton, S.C.



	GP/GS	PPG	RPG	APG	SPG	FG%	3PT%	FT%
Season	5/4	6.0	4.0	1.4	1.2	38.9	33.3	68.2
BIG	2/1	5.5	2.5	1.5	1.0	40.0	33.3	75.0
Career	98/95	11.0	3.4	2.5	1.7	39.0	33.3	72.0

**QUARAN MCPHERSON** (KR-AAN) G / 6-3 / 199 / Fr. / Queens, N.Y.



	GP/GS	PPG	RPG	APG	SPG	FG%	3PT%	FT%
Season	0/0	0.0	0.0	0.0	0.0	0.000	0.000	0.000
BIG	0/0	0.0	0.0	0.0	0.0	0.000	0.000	0.000
Career	0/0	0.0	0.0	0.0	0.0	0.000	0.000	0.000

**CAREER HIGHS**  
Pts. 43, vs. St. Mary's (12/18/19)  
Reb. 13, Western Illinois (11/9/21)  
Asst. 12, Kennesaw St. (12/22/21)  
St. 4, Five Times

**BRUCE MCGOWENS** G / 6-7 / 179 / Fr. / Pendleton, S.C.



	GP/GS	PPG	RPG	APG	SPG	FG%	3PT%	FT%
Season	20/20	16.1	5.4	1.6	0.7	40.5	27.2	83.8
BIG	9/9	15.0	4.7	1.3	0.7	37.3	28.2	90.0
Career	20/20	16.1	5.4	1.6	0.7	40.5	27.2	83.8

**KOBE WEBSTER** G / 6-0 / 176 / Sr. / Indianapolis, Ind.



	GP/GS	PPG	RPG	APG	SPG	FG%	3PT%	FT%
Season	18/0	6.2	1.4	1.7	0.6	39.0	34.0	66.7
BIG	9/0	5.4	1.4	1.8	0.6	37.5	32.0	55.6
Career	130/90	13.4	3.1	2.7	0.8	41.7	37.3	73.5

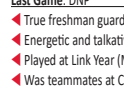
**CAREER HIGHS**  
Pts. 33, Louisville (1/9/19)  
Reb. 9, Two Times (12/9/20)  
Asst. 9, Georgia Tech (2/8/20)  
St. 7, West Virginia (12/8/18)

**LAT MAYEN** (LATT [RHYMES W/ MATT] MAY-EN) F / 6-9 / 217 / Jr. / Adelaide, Australia



	GP/GS	PPG	RPG	APG	SPG	FG%	3PT%	FT%
Season	19/19	5.4	3.9	0.7	0.5	34.3	28.1	65.2
BIG	9/9	6.0	4.7	0.6	0.5	35.8	31.0	53.8
Career	63/46	5.9	3.5	0.6	0.4	38.2	32.9	72.9

**DERRICK WALKER JR.** F / 6-9 / 239 / Jr. / Kansas City, Mo.



	GP/GS	PPG	RPG	APG	SPG	FG%	3PT%	FT%
Season	20/20	9.5	6.0	1.4	1.0	68.9	0.0	70.3
BIG	9/9	9.1	5.0	1.3	1.3	60.3	0.0	60.0
Career	100/36	3.8	3.0	0.7	0.4	63.5	0.0	49.5

**CAREER HIGHS**  
Pts. 29, Sam Houston (11/12/21)  
Reb. 11, Southern (11/21/21)  
Asst. 4, Four Times  
St. 2, Three Times

**TREVOR LAKES** F / 6-8 / 220 / Sr. / Lebanon, Ind.



	GP/GS	PPG	RPG	APG	SPG	FG%	3PT%	FT%
Season	7/0	1.7	0.7	0.1	0.3	33.3	27.3	50.0
BIG	3/0	0.0	1.3	0.3	0.3	0.000	0.000	0.000
Career	105/57	9.9	3.8	0.7	0.4	43.3	39.9	78.9

**KEON EDWARDS** G / 6-7 / 204 / Fr. / Houston, Texas



	GP/GS	PPG	RPG	APG	SPG	FG%	3PT%	FT%
Season	13/5	0.5	0.8	0.2	0.2	17.6	0.0	50.0
BIG	4/0	0.5	0.3	0.0	0.0	25.0	0.0	0.000
Career	18/5	0.9	0.8	0.1	0.1	23.1	0.63	75.0

**CAREER HIGHS**  
Pts. 40, Omaha (2/22/20)  
Reb. 10, Twice (last, 11/6/18)  
Asst. 8, Twice (last, 11/11/17)  
St. 4, St. Mary's (Minn.), 11/11/17

**DEAN DENNIS** (DEAN DENNIS) F / 6-7 / 204 / Fr. / Houston, Texas



	GP/GS	PPG	RPG	APG	SPG	FG%	3PT%	FT%
Season	18/0	6.2	1.4	1.7	0.6	39.0	34.0	66.7
BIG	9/0	5.4	1.4	1.8	0.6	37.5	32.0	55.6
Career	130/90	13.4	3.1	2.7	0.8	41.7	37.3	73.5

**DERRICK WALKER JR.** F / 6-9 / 239 / Jr. / Kansas City, Mo.



	GP/GS	PPG	RPG	APG	SPG	FG%	3PT%	FT%
Season	19/19	5.4	3.9	0.7	0.5	34.3	28.1	65.2
BIG	9/9	6.0	4.7	0.6	0.5	35.8	31.0	53.8
Career	63/46	5.9	3.5	0.6	0.4	38.2	32.9	72.9

**CAREER HIGHS**  
Pts. 25, Rutgers (3/1/21)  
Reb. 13, at Iowa (3/4/21)  
Asst. 4, South Dakota (12/1/20)  
St. 2, Four Times

**DERRICK WALKER JR.** F / 6-9 / 239 / Jr. / Kansas City, Mo.



	GP/GS	PPG	RPG	APG	SPG	FG%	3PT%	FT%
Season	20/20	9.5	6.0	1.4	1.0	68.9	0.0	70.3
BIG	9/9	9.1	5.0	1.3	1.3	60.3	0.0	60.0
Career	100/36	3.8	3.0	0.7	0.4	63.5	0.0	49.5

**KEON EDWARDS** G / 6-7 / 204 / Fr. / Houston, Texas



	GP/GS	PPG	RPG	APG	SPG	FG%	3PT%	FT%
Season	7/0	1.7	0.7	0.1	0.3	33.3	27.3	50.0
BIG	3/0	0.0	1.3	0.3	0.3	0.000	0.000	0.000
Career	105/57	9.9	3.8	0.7	0.4	43.3	39.9	78.9

**CAREER HIGHS**  
Pts. 16, Two Times (last, 1/5/22)  
Reb. 13, at NC State (12/1/21)  
Asst. 6, vs. Penn St. (3/10/21)  
St. 4, vs. Ohio State (1/2/21)

**DERRICK WALKER JR.** F / 6-9 / 239 / Jr. / Kansas City, Mo.



	GP/GS	PPG	RPG	APG	SPG	FG%	3PT%	FT%
Season	20/20	9.5	6.0	1.4	1.0	68.9	0.0	70.3
BIG	9/9	9.1	5.0	1.3	1.3	60.3	0.0	60.0
Career	100/36	3.8	3.0	0.7	0.4	63.5	0.0	49.5

**KEON EDWARDS** G / 6-7 / 204 / Fr. / Houston, Texas



	GP/GS	PPG	RPG	APG	SPG	FG%	3PT%	FT%
Season	13/5	0.5	0.8	0.2	0.2	17.6	0.0	50.0
BIG	4/0	0.5	0.3	0.0	0.0	25.0	0.0	0.000
Career	18/5	0.9	0.8	0.1	0.1	23.1	0.63	75.0

**CAREER HIGHS**  
Pts. 27, Elmhurst (11/14/18)  
Reb. 16, Quincy (1/3/19)  
Asst. 4, William Jewell (2/17/18)  
St. 4, Truman (2/15/20)

**DERRICK WALKER JR.** F / 6-9 / 239 / Jr. / Kansas City, Mo.



	GP/GS	PPG	RPG	APG	SPG	FG%	3PT%	FT%
Season	20/20	9.5	6.0	1.4	1.0	68.9	0.0	70.3
BIG	9/9	9.1	5.0	1.3	1.3	60.3	0.0	60.0
Career	100/36	3.8	3.0	0.7	0.4	63.5	0.0	49.5

**KEON EDWARDS** G / 6-7 / 204 / Fr. / Houston, Texas



	GP/GS	PPG	RPG	APG	SPG	FG%	3PT%	FT%
Season	13/5	0.5	0.8	0.2	0.2	17.6	0.0	50.0
BIG	4/0	0.5	0.3	0.0	0.0	25.0	0.0	0.000
Career	18/5	0.9	0.8	0.1	0.1	23.1	0.63	75.0

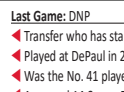
**CAREER HIGHS**  
Pts. 3, at Creighton (2/24/21)  
Reb. 2, Three Times  
Asst. 2, Twice (last, 12/22/21)  
St. 1, Twice (last, 11/23/21)

**DERRICK WALKER JR.** F / 6-9 / 239 / Jr. / Kansas City, Mo.



	GP/GS	PPG	RPG	APG	SPG	FG%	3PT%	FT%
Season	20/20	9.5	6.0	1.4	1.0	68.9	0.0	70.3
BIG	9/9	9.1	5.0	1.3	1.3	60.3	0.0	60.0
Career	100/36	3.8	3.0	0.7	0.4	63.5	0.0	49.5

**KEON EDWARDS** G / 6-7 / 204 / Fr. / Houston, Texas



	GP/GS	PPG	RPG	APG	SPG	FG%	3PT%	FT%
Season	13/5	0.5	0.8	0.2				



# THE LAST TIME...

## Nebraska Team

Ranked in the top 5 (AP Poll) ..... Never Happened  
 Ranked in the top 10 (AP Poll) ..... March 1, 1966  
 Ranked in the top 20 (AP Poll) ..... Jan. 2, 1995  
 Ranked in the top 25 (AP Poll) ..... Dec. 31, 2018 (No. 24)  
 Ranked in the top 25 (USA Today Coaches Poll) ..... Dec. 31, 2018 (No. 23)

Played AP Poll No. 1 ranked team ..... lost at No. 1 Indiana (47-76), 2/13/2013  
 Defeated AP Poll No. 1 ranked team ..... at No. 1 Missouri (67-51), 2/6/1982  
 Played AP Poll No. 2 ranked team ..... lost at No. 2 Michigan (47-62), 1/9/13  
 Defeated AP Poll No. 2 ranked team ..... vs. No. 2 Oklahoma State (85-69), 2/5/1992  
 Played Team Ranked 1-5 by AP ..... lost at No. 5 Iowa (64-102), 3/4/2021  
 Defeated Team Ranked 1-5 by AP ..... vs. No. 3 Texas (70-67), 2/19/2011  
 Played Team Ranked 6-10 by AP ..... lost to No. 7 Purdue (65-93), 1/14/2022  
 Defeated Team Ranked 6-10 by AP ..... vs. No. 9 Wisconsin (77-68), 3/9/2014  
 Defeated Team Ranked 11-25 by AP ..... vs. No. 21 Maryland (68-61), 3/14/2019  
 Defeated Team Ranked 1-10 by AP on Road ..... at No. 9 Michigan State (60-51), 2/16/2014  
 Defeated Ranked Team by AP on Road ..... vs. No. 25 Indiana (66-51), 1/14/2019

Scored 100 or more points ..... 100; at NC State, 12/1/2021  
 Scored 90 or more points ..... 100; at NC State, 12/1/2021  
 Scored 80 or more points ..... 88; vs. Kennesaw State, 12/22/2021  
 Scored less than 50 points ..... 48; vs. Wisconsin, 2/10/2021  
 Scored less than 40 points ..... 38; at Oregon, 12/15/2012  
 Shot 75% from the field ..... 750; vs. Nebraska-Omaha (42-56), 1/25/1988 \$  
 Shot 70% from the field ..... 723; vs. UNC Wilmington (34-47), 12/5/1997  
 Shot 60% from the field ..... 628; vs. Northwestern (27-43), 2/3/2015

Made 50 or more free throws ..... Never Happened  
 Made 40 or more free throws ..... 43; vs. Texas (43-59), 1/3/1996 - \$  
 Made 30 or more free throws ..... 37; vs. UTSA (37-50), 12/20/2017  
 Made 25 or more free throws ..... 26; vs. Sam Houston (26-36), 12/12/2021  
 Attempted 60 or more free throws ..... 60; vs. Kansas State (36-60), 1/11/1954 - \$  
 Attempted 50 or more free throws ..... 50; vs. UTSA (37-50), 12/20/2017  
 Attempted 40 or more free throws ..... 50; vs. UTSA (37-50), 12/20/2017  
 Attempted 30 or more free throws ..... 30; vs. Southern (24-30), 11/21/2021  
 Shot 100% from the foul line (min 10 att.) ..... 1.000; at Penn State (16-16), 1/19/2013  
 Shot 95% from the foul line (min 10 att.) ..... 1.000; at Penn State, (16-16), 1/19/2013  
 Shot 90% from the foul line (min 10 att.) ..... 913; vs. Oklahoma State (21-23), 12/16/2018

Made 20 or more 3-pointers ..... Never Happened  
 Made 15 or more 3-pointers ..... 15; vs. Kennesaw State (15-29), 12/22/2021  
 Made 10 or more 3-pointers ..... 15; vs. Kennesaw State (15-29), 12/22/2021  
 Made 0 3-pointers ..... 0; vs. Jacksonville State (0-5), 12/18/2012  
 Held Opponent to 0 3-pointers ..... 0; Southeastern Louisiana, 11/22/2015  
 Attempted 40 or more 3-pointers ..... 41; vs. Nevada (9-41), 11/26/2020 \$  
 Attempted 30 or more 3-pointers ..... 35; vs. Michigan (5-35), 12/7/2021  
 Attempted 20 or more 3-pointers ..... 23; at Michigan State (7-23), 1/5/2022  
 Shot 75% from 3-point range (min. 10 att.) ..... 750; vs. UT-Pan American (9-12), 12/2/2009 - \$  
 Shot 60% from 3-point range (min. 10 att.) ..... 647; vs. USC (11-17), 12/3/2012  
 Shot 50% from 3-point range (min. 10 att.) ..... 517; vs. Kennesaw State (15-29), 12/22/2021  
 Shot 50% from 3-point range (min. 20 att.) ..... 500; vs. Illinois (6-12), 1/11/2022

Had 60 or more rebounds ..... 60; vs. Oral Roberts, 12/22/1999  
 Had 50 or more rebounds ..... 51; vs. NC State, 12/1/2021

Had 30 or more assists ..... 35; vs. Northeastern Illinois, 12/21/1994  
 Had 25 or more assists ..... 25; vs. Doane, 12/17/2020  
 Had 20 or more assists ..... 20; vs. Kennesaw State, 12/22/2021  
 Had 15 or more assists ..... 20; vs. Kennesaw State, 12/22/2021

Had 20 or more steals ..... 23; vs. Texas Tech, 3/4/1999 - \$  
 Had 15 or more steals ..... 16; vs. McNeese State, 11/28/2020  
 Had 10 or more steals ..... 10; vs. Kennesaw State, 12/22/2021

Had 15 or more blocked shots ..... 15; vs. Coppin State, Dec. 6, 1996 - \$  
 Had 10 or more blocked shots ..... 14; at Northwestern, 1/2/2018

Had 30 or more turnovers ..... 31; at Creighton, 12/11/2005  
 Had 20 or more turnovers ..... 20; vs. Auburn, 3/11/2021  
 Had 5 or less turnovers ..... 5; vs. Purdue, 2/23/2019

## Nebraska Player...

Had 20 or more points: ..... 23; Bryce McGowens vs. Wisconsin, 1/27/2022  
 Had 25 or more points: ..... 31; Alonzo Verge Jr. vs. Michigan, 12/7/2021  
 Had 30 or more points: ..... 31; Alonzo Verge Jr. vs. Michigan, 12/7/2021  
 Had 40 or more points: ..... 41; Teddy Allen vs. Penn State, 2/23/2021  
 Had 20 or more points in a half: ..... 20; Lat Mayen vs. Rutgers (1st), 3/1/2021

Had No Player in Double Figures: ..... vs. Ohio State, 1/21/2012  
 Had Five Players with 10 or more points ..... vs. Minnesota, 2/27/2021  
 ...Dalano Banton (14), Derrick Walker (12), Trey McGowens (11), Kobe Webster (10), Thorir Thorbjarnarson (10)

Had Six Players with 10 or more points ..... vs. McNeese State, 11/25/2020  
 ..... Teddy Allen (14); Trey McGowens (14); Shamiel Stevenson (14) Dalano Banton;  
 ..... Kobe Webster (13); Lat Mayen (13)

Two Huskers with 20 or more points, same game: ..... at NC State, 12/1/2021  
 ..... Alonzo Verge Jr. (25), Bryce McGowens (24)

Two Huskers with 25 or more points, same game: ..... vs. Western Illinois, 11/9/21  
 ..... Alonzo Verge Jr. (26), Bryce McGowens (25)

Three Huskers with 20 or more points, same game: ..... Iowa, 3/10/2019  
 ..... James Palmer Jr. (30), Glynn Watson Jr. (23), Isaiah Roby (23)

Two Huskers with 30 or more points, same game: ..... vs. Oregon, 11/25/1995  
 ..... Tyronn Lue (30) & Jaron Boone (30) - only time in school history

Had 10 or more rebounds: ..... 10; Derrick Walker vs. Ohio State, 1/2/2022

Had 15 or more rebounds: ..... 19; Yvan Ouedraogo vs. Northwestern, 3/1/2020

Had 20 or more rebounds: ..... 21; Kimani Ffriend vs. Oral Roberts, 12/22/1999

Had 25 or more rebounds: ..... 26; Bill Johnson vs. Iowa State, 1/4/1954 - \$

Two Huskers with 10 or more rebounds, same game: ..... vs. Doane, 12/17/2020  
 ..... (Yvan Ouedraogo-13; Dalano Banton-11)

Three Huskers with 10 or more rebounds, same game: ..... vs. Texas Tech, 1/19/2000  
 ..... (Steffon Bradford 16; Kimani Ffriend 12; Louis Truscott 11)

Had 5 or more 3-pointers: ..... 5; Keisei Tominaga at NC State (5-11), 12/1/2021

Had 6 or more 3-pointers: ..... 7; Kobe Webster at Northwestern (7-12), 3/7/2021

Had 7 or more 3-pointers: ..... 7; Kobe Webster at Northwestern (7-12), 3/7/2021

Had 8 or more 3-pointers: ..... 8; Cary Cochran, vs. Baylor (8-13), 2/27/2002 - \$

Had 5 or more assists: ..... 5; Kobe Webster at Purdue, 1/14/2022

Had 10 or more assists: ..... 12; Alonzo Verge Jr. vs. Kennesaw State, 12/22/2021

Had 15 or more assists: ..... 15; Charles Richardson vs. Rutgers, 12/2/2006

Had 18 or more assists: ..... 18; Brian Carr, at Evansville, 1/3/1985 - \$

Had 5 or more blocked shots: ..... 5; Isaiah Roby vs. Northwestern, 2/16/2019

Had 6 or more blocked shots: ..... 6; Isaiah Roby vs. Eastern Illinois, 11/11/2017

Had 7 or more blocked shots: ..... 7; John Turek vs. Colorado, 3/2/2005

Had 9 or more blocked shots: ..... 9; Mikki Moore vs. Coppin State, 12/6/1996 - \$

Had 10 or more blocked shots: ..... Never Happened

Had 5 or more steals: ..... 5; Wilhelm Breidenbach vs. South Dakota, 11/27/2021

Had 6 or more steals: ..... 6; Glynn Watson Jr. vs. Long Beach State, 11/26/2017

Had 7 or more steals: ..... 7; Brandon Richardson at Ohio State, 1/3/2012

Had 8 or more steals: ..... 8; Cookie Belcher vs. Oklahoma St., 2/7/2001 - \$

Had 10 or more steals: ..... Never Happened

Had Triple-Double (Points/Rebounds/Assists): .....  
 ..... 10; Dalano Banton vs. Doane, 12/17/2020, 13/11/10

Had Two Players with Double-Doubles: .....  
 ..... Derrick Walker (12 pt./13 reb.) and Alonzo Verge Jr. (25 pt./11 ast.) at NC State, 12/1/21

Had Double-Double (Points/Assists): ..... Alonzo Verge Jr. at NC State (25/11), 12/1/2021

Had Double-Double (Points/Rebounds): ..... Derrick Walker vs. Ohio State (15/10), 1/2/2022

Had Double-Double (Points/Steals): ..... Never Happened

Had Double-Double (Points/Blocks): ..... Never Happened

\$ - School Record - #- Tied School record  
 As of 1/28/2022



## 2021-22 GAME BY GAME

Team	FG-FGA	Pct.	3FG-3FGA	Pct.	FT-FTA	Pct.	O-D	Reb.	PF	A	TO	B	S	Pts.	W/L
Western Illinois	30-77	.390	9-33	.273	6-14	.429	23-34	57	25	11	18	1	7	75	
at Nebraska	23-59	.390	5-20	.250	23-31	.742	7-30	37	18	6	12	3	8	74	L
Sam Houston	24-64	.375	9-30	.300	8-16	.500	16-29	45	30	10	18	1	4	65	
at Nebraska	22-54	.407	4-22	.182	26-36	.722	10-30	40	16	10	11	6	8	74	W
Creighton	28-60	.467	10-23	.435	11-20	.550	13-37	50	14	16	16	7	5	77	
at Nebraska	26-70	.371	10-26	.385	7-9	.778	9-27	36	18	15	7	5	9	69	L
Idaho State	20-51	.392	12-37	.324	8-14	.571	10-21	31	14	11	15	2	5	60	
at Nebraska	31-57	.544	8-23	.348	8-11	.727	6-25	31	18	18	8	1	8	78	W
Southern	22-65	.338	6-21	.286	9-10	.900	8-22	30	23	12	16	1	5	59	
at Nebraska	27-51	.529	4-23	.174	24-30	.800	3-35	38	18	18	15	3	4	82	W
Tennessee State	26-64	.406	13-33	.394	8-15	.533	12-25	37	21	15	13	2	3	73	
at Nebraska	28-53	.528	6-25	.240	17-27	.630	6-29	35	13	18	10	2	6	79	W
South Dakota	25-59	.424	12-25	.480	8-16	.500	13-27	40	21	16	18	1	8	70	
at Nebraska	28-61	.459	9-23	.391	18-26	.692	9-26	35	16	18	10	4	10	83	W
at NC State	33-90	.367	6-35	.171	32-43	.744	25-45	70	19	12	20	11	9	104	
Nebraska	40-96	.417	9-37	.243	11-15	.733	14-35	49	29	18	16	4	11	100	L (4OT)
at Indiana	23-57	.404	8-22	.364	14-17	.824	8-33	41	12	10	15	5	7	68	
Nebraska	23-61	.377	5-22	.227	4-5	.800	5-27	32	18	9	14	1	9	55	L
Michigan	39-76	.513	15-32	.469	9-12	.750	15-39	54	18	25	12	2	7	102	
at Nebraska	32-72	.319	5-35	.143	16-21	.762	14-24	38	15	6	9	3	4	67	L
vs. No. 18 Auburn	39-76	.513	14-31	.452	7-11	.636	12-24	36	15	26	8	3	16	99	
Nebraska	23-54	.426	7-22	.318	15-17	.882	9-24	33	14	12	20	5	6	68	L
Kansas State	23-59	.390	6-26	.231	15-18	.833	10-34	44	20	12	19	3	9	67	
at Nebraska	19-58	.328	5-28	.179	15-22	.682	9-27	36	15	9	17	3	12	58	L
Kennesaw State	26-63	.413	7-26	.269	15-19	.789	11-31	42	21	8	21	0	7	74	
at Nebraska	30-57	.526	15-29	.517	13-21	.619	3-28	31	21	20	17	5	10	88	W
No. 13 Ohio State	30-63	.476	16-34	.471	11-14	.786	13-29	42	19	17	16	5	4	87	
at Nebraska	27-65	.415	8-23	.348	17-23	.739	11-23	34	16	13	8	0	9	79	L (OT)
at No. 10 Michigan State	29-56	.518	8-17	.471	13-19	.684	11-29	40	12	18	19	5	13	79	
Nebraska	27-60	.450	7-23	.304	6-11	.545	6-21	27	15	15	15	1	12	67	L
at Rutgers	35-60	.583	10-18	.556	13-14	.929	9-28	37	17	23	13	1	9	93	
Nebraska	26-53	.491	6-18	.333	7-12	.583	4-17	21	18	12	14	3	5	65	L
No. 25 Illinois	31-66	.470	7-19	.368	12-19	.632	15-27	42	15	13	9	8	6	81	
Nebraska	27-59	.458	6-12	.500	11-14	.786	6-25	31	15	13	11	2	4	71	L
at No. 7 Purdue	32-65	.491	9-29	.310	19-27	.704	14-27	41	16	19	10	5	7	92	
Nebraska	26-57	.456	8-19	.421	5-13	.385	8-23	31	21	14	17	1	6	65	L
Indiana	27-50	.540	4-13	.308	20-28	.714	9-21	30	22	10	14	2	7	78	
at Nebraska	24-51	.471	6-17	.353	17-21	.810	7-17	24	10	11	13	0	8	71	L
No. 11 Wisconsin	25-68	.362	10-22	.455	13-18	.722	13-34	47	18	12	10	2	7	73	
at Nebraska	22-55	.400	7-20	.350	14-17	.824	2-32	34	16	10	13	2	5	65	L

2021-22 SUPERLATIVES

2021-22 NEBRASKA TEAM GAME HIGHS

POINTS	100	at NC State (12/01/21)
	88	KENNESAW ST. (12/22/21)
	83	SOUTH DAKOTA (11/27/21)
FIELD GOALS MADE	40	at NC State (12/01/21)
	31	IDAHO ST. (11/19/21)
FIELD GOAL ATTEMPTS	96	at NC State (12/01/21)
	72	MICHIGAN (12/07/21)
FIELD GOAL PERCENTAGE	.544 (31-57)	IDAHO ST. (11/19/21)
	.529 (27-51)	SOUTHERN U. (11/21/21)
3 PT FIELD GOALS MADE	15	KENNESAW ST. (12/22/21)
	10	CREIGHTON (11/16/21)
3 PT FG ATTEMPTS	37	at NC State (12/01/21)
	35	MICHIGAN (12/07/21)
3 PT FG PERCENTAGE	.517 (15-29)	KENNESAW ST. (12/22/21)
	.500 (6-12)	ILLINOIS (01/11/22)
FREE THROWS MADE	26	SAM HOUSTON (11/12/21)
	24	SOUTHERN U. (11/21/21)
FREE THROW ATTEMPTS	36	SAM HOUSTON (11/12/21)
	31	WESTERN ILL. (11/09/21)
FREE THROW PERCENTAGE	.882 (15-17)	vs Auburn (12/11/21)
	.824 (14-17)	WISCONSIN (01/27/22)
REBOUNDS	49	at NC State (12/01/21)
	40	SAM HOUSTON (11/12/21)
ASSISTS	20	KENNESAW ST. (12/22/21)
	18	Five Times
STEALS	12	at Michigan St. (1/5/2022)
	12	KANSAS ST. (12/19/21)
BLOCKED SHOTS	6	SAM HOUSTON (11/12/21)
	5	KENNESAW ST. (12/22/21)
	5	vs Auburn (12/11/21)
	5	CREIGHTON (11/16/21)
TURNOVERS	20	vs Auburn (12/11/21)
FOULS	29	at NC State (12/01/21)
	21	at Purdue (01/14/22)
	21	KENNESAW ST. (12/22/21)

2021-22 OPPONENT TEAM GAME HIGHS

POINTS	104	at NC State (12/01/21)
	102	MICHIGAN (12/07/21)
	99	vs Auburn (12/11/21)
	93	at Rutgers (01/08/22)
	92	at Purdue (01/14/22)
FIELD GOALS MADE	39	vs Auburn (12/11/21)
	39	MICHIGAN (12/07/21)
FIELD GOAL ATTEMPTS	90	at NC State (12/01/21)
	77	WESTERN ILL. (11/09/21)
FIELD GOAL PERCENTAGE	.583 (35-60)	at Rutgers (01/08/22)
	.540 (27-50)	INDIANA (01/17/22)
3 PT FIELD GOALS MADE	16	OHIO ST. (1/2/2022)
	15	MICHIGAN (12/07/21)
3 PT FG ATTEMPTS	37	IDAHO ST. (11/19/21)
	35	at NC State (12/01/21)
3 PT FG PERCENTAGE	.556 (10-18)	at Rutgers (01/08/22)
	.480 (12-25)	SOUTH DAKOTA (11/27/21)
FREE THROWS MADE	32	at NC State (12/01/21)
	20	INDIANA (01/17/22)
FREE THROW ATTEMPTS	43	at NC State (12/01/21)
	28	INDIANA (01/17/22)
FREE THROW PERCENTAGE	.929 (13-14)	at Rutgers (01/08/22)
	.900 (9-10)	SOUTHERN U. (11/21/21)
REBOUNDS	70	at NC State (12/01/21)
	57	WESTERN ILL. (11/09/21)
ASSISTS	26	vs Auburn (12/11/21)
	25	MICHIGAN (12/07/21)
STEALS	16	vs Auburn (12/11/21)
	13	at Michigan St. (1/5/2022)
BLOCKED SHOTS	11	at NC State (12/01/21)
	8	ILLINOIS (01/11/22)
TURNOVERS	21	KENNESAW ST. (12/22/21)
	20	at NC State (12/01/21)
FOULS	30	SAM HOUSTON (11/12/21)
	25	WESTERN ILL. (11/09/21)

2021-22 NEBRASKA TEAM GAME LOWS

POINTS	55	at Indiana (12/04/21)
	58	KANSAS ST. (12/19/21)
FIELD GOALS MADE	19	KANSAS ST. (12/19/21)
	22	SAM HOUSTON (11/12/21)
	22	WISCONSIN (01/27/22)
FIELD GOAL ATTEMPTS	51	SOUTHERN U. (11/21/21)
	51	INDIANA (01/17/22)
FIELD GOAL PERCENTAGE	.319 (23-72)	MICHIGAN (12/07/21)
	.328 (19-58)	KANSAS ST. (12/19/21)
3 PT FIELD GOALS MADE	4	SAM HOUSTON (11/12/21)
	4	SOUTHERN U. (11/21/21)
3 PT FG ATTEMPTS	12	ILLINOIS (01/11/22)
	17	INDIANA (01/17/22)
3 PT FG PERCENTAGE	.143 (5-35)	MICHIGAN (12/07/21)
	.174 (4-23)	SOUTHERN U. (11/21/21)
FREE THROWS MADE	4	at Indiana (12/04/21)
	5	at Purdue (01/14/22)
FREE THROW ATTEMPTS	5	at Indiana (12/04/21)
	9	CREIGHTON (11/16/21)
FREE THROW PERCENTAGE	.385 (5-13)	at Purdue (01/14/22)
	.545 (6-11)	at Michigan St. (1/5/2022)
REBOUNDS	21	at Rutgers (01/08/22)
	24	INDIANA (01/17/22)
ASSISTS	6	WESTERN ILL. (11/09/21)
	6	MICHIGAN (12/07/21)
STEALS	4	SOUTHERN U. (11/21/21)
	4	MICHIGAN (12/07/21)
	4	ILLINOIS (01/11/22)
BLOCKED SHOTS	0	OHIO ST. (1/2/2022)
	0	INDIANA (01/17/22)
TURNOVERS	7	CREIGHTON (11/16/21)
FOULS	13	TENNESSEE ST. (11/23/21)
	14	vs Auburn (12/11/21)

2021-22 OPPONENT TEAM GAME LOWS

POINTS	59	SOUTHERN U. (11/21/21)
	60	IDAHO ST. (11/19/21)
	65	SAM HOUSTON (11/12/21)
FIELD GOALS MADE	20	IDAHO ST. (11/19/21)
	22	SOUTHERN U. (11/21/21)
FIELD GOAL ATTEMPTS	50	INDIANA (01/17/22)
	51	IDAHO ST. (11/19/21)
FIELD GOAL PERCENTAGE	.338 (22-65)	SOUTHERN U. (11/21/21)
	.367 (33-90)	at NC State (12/01/21)
3 PT FIELD GOALS MADE	4	INDIANA (01/17/22)
	6	SOUTHERN U. (11/21/21)
	6	at NC State (12/01/21)
	6	KANSAS ST. (12/19/21)
3 PT FG ATTEMPTS	13	INDIANA (01/17/22)
	17	at Michigan St. (1/5/2022)
3 PT FG PERCENTAGE	.171 (6-35)	at NC State (12/01/21)
	.231 (6-26)	KANSAS ST. (12/19/21)
FREE THROWS MADE	6	WESTERN ILL. (11/09/21)
	7	vs Auburn (12/11/21)
FREE THROW ATTEMPTS	10	SOUTHERN U. (11/21/21)
	11	vs Auburn (12/11/21)
FREE THROW PERCENTAGE	.429 (6-14)	WESTERN ILL. (11/09/21)
	.500 (8-16)	SAM HOUSTON (11/12/21)
	.500 (8-16)	SOUTH DAKOTA (11/27/21)
REBOUNDS	30	SOUTHERN U. (11/21/21)
	30	INDIANA (01/17/22)
ASSISTS	8	KENNESAW ST. (12/22/21)
STEALS	3	TENNESSEE ST. (11/23/21)
	4	SAM HOUSTON (11/12/21)
	4	OHIO ST. (1/2/2022)
BLOCKED SHOTS	0	KENNESAW ST. (12/22/21)
TURNOVERS	8	vs Auburn (12/11/21)
	9	ILLINOIS (01/11/22)
FOULS	12	at Indiana (12/04/21)
	12	at Michigan St. (1/5/2022)

2021-22 SUPERLATIVES

WON/LOSS MARGIN

	1	2	3	4	5	6	7	8	9	10	11	12	13	14	15	16	17	18	19	20	+20
Husker Wins	0	0	0	0	0	1	0	0	1	0	0	0	1	1	0	0	0	1	0	0	1
Husker Losses	1	0	0	1	0	0	1	3	1	1	0	1	1	0	0	0	0	0	0	0	4

2021-22 INDIVIDUAL GAME HIGHS

Points	31	Alonzo Verge Jr. vs Michigan (12/07/21)
	29	Bryce McGowens vs Sam Houston (11/12/21)
	26	Alonzo Verge Jr. vs Western Ill. (11/09/21)
	25	Alonzo Verge Jr. at NC State (12/01/21)
	25	Bryce McGowens vs Western Ill. (11/09/21)
Field Goals Made	12	Alonzo Verge Jr. vs Michigan (12/07/21)
	11	Alonzo Verge Jr. at NC State (12/01/21)
Field Goal Att.	23	Bryce McGowens at NC State (12/01/21)
	22	Alonzo Verge Jr. at NC State (12/01/21)
FG Pct (min 5 made)	1.000 (7-7)	Walker, Derrick vs Tennessee St. (11/23/21)
	1.000 (5-5)	Walker, Derrick vs Idaho St. (11/19/21)
3-Point FG Made	5	Tominaga, Keisei at NC State (12/01/21)
	5	Tominaga, Keisei vs South Dakota (11/27/21)
3-Point FG Att.	11	Tominaga, Keisei vs Michigan (12/07/21)
	11	Tominaga, Keisei at NC State (12/01/21)
3-Pt FG Pct (min 2 made)	1.000 (2-2)	Mayen, Lat vs Illinois (01/11/22)
	.833 (5-6)	Tominaga, Keisei vs South Dakota (11/27/21)
Free Throws Made	10	Bryce McGowens vs Southern U. (11/21/21)
	10	Bryce McGowens vs Western Ill. (11/09/21)
Free Throw Att.	12	Bryce McGowens vs Western Ill. (11/09/21)
	10	Bryce McGowens vs South Dakota (11/27/21)
	10	Bryce McGowens vs Southern U. (11/21/21)
FT Pct (min 3 made)	1.000 (10-10)	Bryce McGowens vs Southern U. (11/21/21)
	1.000 (6-6)	Bryce McGowens vs Wisconsin (01/27/22)
	1.000 (6-6)	Bryce McGowens at Rutgers (01/08/22)
	1.000 (6-6)	Alonzo Verge Jr. vs Michigan (12/07/21)
	1.000 (6-6)	Alonzo Verge Jr. vs Southern U. (11/21/21)
Rebounds	13	Walker, Derrick at NC State (12/01/21)
	13	Alonzo Verge Jr. vs Western Ill. (11/09/21)
Assists	12	Alonzo Verge Jr. vs Kennesaw St. (12/22/21)
	11	Alonzo Verge Jr. at NC State (12/01/21)
Steals	5	Breidenbach, Wilhelm vs South Dakota (11/27/21)
	4	Alonzo Verge Jr. vs Indiana (01/17/22)
	4	Walker, Derrick vs Ohio St. (1/2/2022)
	4	Alonzo Verge Jr. vs Kansas St. (12/19/21)
	4	Alonzo Verge Jr. vs Sam Houston (11/12/21)
Blocked Shots	3	Derrick Walker vs Kennesaw St. (12/22/21)
	2	Alonzo Verge Jr. vs Auburn (12/11/21)
	2	Walker, Derrick vs Auburn (12/11/21)
	2	Walker, Derrick at NC State (12/01/21)
	2	Walker, Derrick vs Southern U. (11/21/21)
	2	Breidenbach, Wilhelm vs Creighton (11/16/21)
	2	Walker, Derrick vs Creighton (11/16/21)
	2	Walker, Derrick vs Sam Houston (11/12/21)
Turnovers	7	Alonzo Verge Jr. vs Kennesaw St. (12/22/21)
	7	Alonzo Verge Jr. vs Auburn (12/11/21)
Minutes	58	Bryce McGowens at NC State (12/01/21)
	54	Alonzo Verge Jr. at NC State (12/01/21)
	50	Walker, Derrick at NC State (12/01/21)

2021-22 OPPONENT GAME HIGHS

Points	39	Dereon Seabron at NC State (12/01/21)
	35	Malaki Branham vs Ohio St. (1/2/2022)
	31	Savion Flagg vs Sam Houston (11/12/21)
	29	Trent Frazier vs Illinois (01/11/22)
	29	Ron Harper Jr. at Rutgers (01/08/22)
Field Goals Made	13	Malaki Branham vs Ohio St. (1/2/2022)
	12	Savion Flagg vs Sam Houston (11/12/21)
Field Goal Att.	22	Savion Flagg vs Sam Houston (11/12/21)
	21	Dereon Seabron at NC State (12/01/21)
FG Pct (min 5 made)	.833 (5-6)	Malik Hall at Michigan St. (1/5/2022)
	.778 (7-9)	Max Christie at Michigan St. (1/5/2022)
3-Point FG Made	6	Malaki Branham vs Ohio St. (1/2/2022)
	6	Dedric Boyd vs Tennessee St. (11/23/21)
3-Point FG Att.	11	Dedric Boyd vs Tennessee St. (11/23/21)
	11	Brian Whitley vs Southern U. (11/21/21)
3-Pt FG Pct (min 2 made)	1.000 (3-3)	Terrance Williams II vs Michigan (12/07/21)
	1.000 (2-2)	Dean Reiber at Rutgers (01/08/22)
	1.000 (2-2)	Aundre Hyatt at Rutgers (01/08/22)
	1.000 (2-2)	Mark Smith vs Kansas St. (12/19/21)
	1.000 (2-2)	Kenny Cooper vs Tennessee St. (11/23/21)
Free Throws Made	17	Dereon Seabron at NC State (12/01/21)
	10	Ron Harper Jr. at Rutgers (01/08/22)
Free Throw Att.	20	Dereon Seabron at NC State (12/01/21)
	10	Trent Frazier vs Illinois (01/11/22)
	10	Ron Harper Jr. at Rutgers (01/08/22)
FT Pct (min 3 made)	1.000 (10-10)	Ron Harper Jr. at Rutgers (01/08/22)
	1.000 (7-7)	Terrell Burden vs Kennesaw St. (12/22/21)
	1.000 (6-6)	Sasha Stefanovic at Purdue (01/14/22)
	1.000 (6-6)	Xavier Johnson at Indiana (12/04/21)
	1.000 (5-5)	Ismael Massoud vs Kansas St. (12/19/21)
Rebounds	19	Dereon Seabron at NC State (12/01/21)
	14	Zed Key vs Ohio St. (1/2/2022)
Assists	8	Paul Mulcahy at Rutgers (01/08/22)
	8	DeVante' Jones vs Michigan (12/07/21)
	8	Kenny Cooper vs Tennessee St. (11/23/21)
Steals	5	Walker Kessler vs Auburn (12/11/21)
	5	Zep Jasper vs Auburn (12/11/21)
Blocked Shots	8	Ebenezer Dowuona at NC State (12/01/21)
	4	Omar Payne vs Illinois (01/11/22)
	4	Trayce Jackson-Davis at Indiana (12/04/21)
Turnovers	7	A.J. Hoggard at Michigan St. (1/5/2022)
	7	Dereon Seabron at NC State (12/01/21)
Fouls	5	Kasen Jennings vs Kennesaw St. (12/22/21)
	5	Mike McGuihl vs Kansas St. (12/19/21)
	5	Jericole Hellems at NC State (12/01/21)
	5	Mason Archambault vs South Dakota (11/27/21)
	5	Carlos Marshall, Jr. vs Tennessee St. (11/23/21)
	5	Kian Scroggins vs Sam Houston (11/12/21)
	5	Tristan Ikpe vs Sam Houston (11/12/21)
	5	Will Carius vs Western Ill. (11/09/21)
	5	Trenton Massner vs Western Ill. (11/09/21)
	5	Colton Sandage vs Western Ill. (11/09/21)

2021-22 HUSKER LINEUPS

No.	Starting Lineup	Record
1.	B. McGowens, T. McGowens, Verge Jr., Walker, Wilcher	0-1
2.	Mayen, B. McGowens, T. McGowens, Verge Jr., Walker	1-2
3.	Edwards, Mayen, B. McGowens, Verge Jr., Walker	4-1
3.	Mayen, B. McGowens, Tominaga, Verge Jr., Walker	1-10



2021-22 GAME RECAPS

(-----Nebraska Individual Leaders-----)

Date	Opponent	Result	Record (B1G)	Attend.	Points	Rebounds	Assists	Steals
11/9	Western Illinois	L, 74-75	0-1 (0-0)	15,312	Verge (26)	Verge (13)	Verge (5)	T. McGowens, Tominaga (3)
11/12	Sam Houston	W, 74-65	1-1 (0-0)	15,474	McGowens (29)	T. McGowens (9)	Verge (7)	Verge (4)
11/16	Creighton	L, 69-77	1-2 (0-0)	15,939	Webster (20)	4 players (5)	Verge (4)	Wilcher, Webster (2)
11/19	Idaho State	W, 78-60	2-2 (0-0)	15,274	Walker (14)	B. McGowens (7)	Webster (5)	Wilcher (2)
11/21	Southern	W, 82-59	3-2 (0-0)	15,252	B. McGowens (18)	B. McGowens (11)	Three players (4)	Webster, B. McGowens (2)
11/23	Tennessee State	W, 79-73	4-2 (0-0)	15,236	B. McGowens, Verge (18)	B. McGowens, Walker (6)	Verge (10)	Verge (3)
11/27	South Dakota	W, 83-70	5-2 (0-0)	15,685	Tominaga (23)	B. McGowens (8)	Verge (5)	Breidenbach (5)
12/1	at NC State	L 100-104 (4OT)	5-3 (0-0)	11,562	Verge (25)	Walker (13)	Verge (11)	Verge (3)
12/4	at Indiana	L, 55-68	5-4 (0-1)	17,222	Verge (15)	Verge, B. McGowens (5)	Verge (3)	Walker, Webster, Andre (2)
12/7	Michigan	L, 67-102	5-5 (0-2)	15,426	Verge (31)	Verge (8)	Verge (3)	Briedenbach (2)
12/11	vs. No. 18 Auburn	L, 68-99	5-6 (0-2)	15,000	Wilcher (17)	Walker (10)	Walker, Verge (4)	Tominaga (3)
12/19	Kansas State	L, 58-67	5-7 (0-2)	15,043	Verge (21)	Walker (9)	Verge (5)	Verge (4)
12/22	Kennesaw State	W, 88-74	6-7 (0-2)	14,519	Tominaga (18)	Verge (7)	Verge (12)	Verge, B. McGowens (2)
1/2	No. 13 Ohio State	L, 79-88 (OT)	6-8 (0-3)	14,478	McGowens (18)	Walker (10)	Verge (4)	Walker (4)
1/5	at No. 10 Michigan St.	L, 67-79	6-9 (0-4)	14,797	Walker (16)	Four players (4)	Verge (5)	Four players (2)
1/8	at Rutgers	L, 65-93	6-10 (0-5)	8,000	B. McGowens (17)	Walker (6)	Verge (4)	Five players (1)
1/11	No. 25 Illinois	L, 71-81	6-11 (0-6)	14,069	B. McGowens (19)	Walker (7)	Verge (9)	Four players (1)
1/14	at No. 7 Purdue	L, 65-92	6-12 (0-7)	14,804	Tominaga (11)	Mayen (8)	Webster (5)	Tominaga (2)
1/17	Indiana	L, 71-77	6-13 (0-8)	15,290	B. McGowens (20)	B. McGowens, Andre (5)	Verge (4)	Verge (4)
1/27	No. 11 Wisconsin	L, 65-73	6-14 (0-9)	15,385	B. McGowens (23)	Mayen, Walker, Verge (5)	Walker (4)	Mayen (2)

THE LAST TIME...

	Nebraska...	A Nebraska Opponent...
Scored 100 or more points.....	100; at NC State, 12/1/21	102; Michigan, 12/7/21
Scored 90 or more points.....	100; at NC State, 12/1/21	92; at Purdue, 1/14/22
Scored 41 to 50 points.....	48; Wisconsin, 2/10/21	50; Northwestern, 2/16/19
Scored 40 or fewer points.....	38; at Oregon, 12/15/12	38; Southwest Minnesota State, 12/28/18
Shot 70% from the field.....	.723; vs. UNC Wilmington 12/5/97 (34-47)	.723; Kansas, 2/2/85 (34-47)
Shot 60% from the field.....	.628; vs. Northwestern, 2/3/15 (27-43)	.630; Michigan, 3/5/17 (34-54)
Shot 90% from the free throw line (Min 10 attempts).....	.909; vs. Southwest Minnesota State, 12/28/18 (10-11)	.929; at Rutgers, 1/8/22 (13-14)
Made 10, 3-Point Field Goals.....	15; Kennesaw State, 12/22/2021 (15-29)	10, Wisconsin, 1/27/22 (10-22)
Had 60 rebounds.....	60; vs. Oral Roberts, 12/22/99	70; at NC State, 12/1/21
Had 50 rebounds.....	51; at NC State, 12/1/21	54; Michigan, 12/7/21
Had 30 assists.....	35, vs. Northeastern Illinois, 12/21/94	32; at Minnesota, 3/8/20
Had 15 steals.....	16, vs. McNeese State, 11/25/20	16; at Creighton, 12/11/2020
Had 10 blocked shots.....	14; at Northwestern, 1/2/18	11; at NC State, 12/1/21
Had 10 or fewer turnovers.....	8; Ohio State, 1/2/22	10; Wisconsin, 1/27/2022
Had 20 or more turnovers.....	20; vs. Auburn, 12/11/21	21; Kennesaw State, 12/22/21
Had three players with 20 points.....	vs. Iowa, 3/10/19	Michigan, 1/14/17
.....	(Palmer Jr. 27; Watson Jr. 23; Roby 23)	(Wagner 23, Irvin 21, Walton 20)
Had three players with 10 rebounds.....	vs. Texas Tech, 1/19/00	at Kansas, 1/9/02
.....	(Bradford 16, Ffriend 12, Truscott 11)	(Collison 13, Gooden 12, Simien 10)
Had five players reach double-figure points.....	vs. Minnesota, 2/27/21	Auburn, 12/11/21
.....	(Banton-14; Walker-12; McGowens-11; Webster-10; Thorbjarnarson-10)	(Smith-21; Green-19; Cambridge-14; Johnson-12; Williams-10)
Had a player score 40 points.....	41; Teddy Allen vs. Penn State 2/23/21	41; Marcus Carr, Minnesota, 2/27/21
Had a player score 30 points.....	41; Teddy Allen vs. Penn State 2/23/21	36. Malaki Branham, Ohio State, 1/2/22
Had a player grab 15 rebounds.....	19; Yvan Ouedraogo vs. Northwestern, 3/1/20	19; Dereon Seabron, NC State, 12/1/21
Had a player dish out 10 assists.....	12; Alonzo Verge Jr. vs. Kennesaw State, 12/22/21	11; Marcus Carr, at Minnesota, 3/8/20
Had a player collect five steals.....	5; Wilhelm Breidenbach vs. South Dakota, 11/27/21	5; Walker Kessler and Zep Jasper, vs. Auburn, 12/11/21
Had a player block five shots.....	5; Isaiah Roby vs. Maryland, 2/6/18	8; Evebezer Dowuouwa, NC State, 12/1/2021
Had a player with a triple double.....	13 pt/11 reb/10 ast.; Dalano Banton vs. Doane, 12/17/20	

## SPECIALITY STATS

## MISC. REVIEW

Nebraska Record When:	All (W)	All (L)	H (W)	H (L)	A (W)	A (L)							
Ahead at Halftime	4	4	4	3	0	1	Rebounds are Even	1	0	1	0	0	0
Behind at Halftime	2	10	2	5	0	5	Committing More TOs than Opp	0	6	0	3	0	3
Tied at Halftime	0	0	0	0	0	0	Committing Fewer TOs than Opp	6	8	6	5	0	3
Bench Outscores Opponent's	5	4	5	3	0	1	Turnovers are Even	0	0	0	0	0	0
Opponent Bench Outscores NU	1	9	1	5	0	4	Leading with 5:00 left	6	2	6	1	0	1
Bench scoring is even	0	1	0	0	0	1	Trailing with 5:00 left	0	12	0	7	0	5
Shooting 50% or Better	4	0	4	0	0	0	Tied with 5:00 left	0	0	0	0	0	0
Shooting Under 50%	2	14	2	8	0	6	In Overtime	0	2	0	1	0	1
Opp. Shoots 50% or Better	0	5	0	2	0	3	Scoring 80 or more points	3	1	3	0	0	1
Opp. Shoots Under 50%	6	9	6	6	0	3	Scoring 61 to 79 points	3	11	3	7	0	4
Outshooting Opponent (pct.)	6	2	6	1	0	1	Scoring 60 or fewer points	0	2	0	1	0	1
Outshot by Opponent (pct.)	0	11	0	6	0	5	Allowing 80 or more points	0	7	0	3	0	4
Shooting is even	0	1	0	1	0	0	Allowing 61 to 79 points	4	7	4	5	0	2
Outrebounding Opponent	1	0	1	0	0	0	Allowing 60 or fewer points	2	0	2	0	0	0
Outrebounded by Opponent	4	14	4	8	0	6							

## MISC. TOTALS

Biggest margin of victory .....	23, Southern (11/21)	Largest halftime lead surrendered in loss .....	3, Illinois (1/22/22)
Biggest margin of defeat .....	35, Michigan (12/7)	Largest lead at any time .....	28, Southern (11/21)
Largest deficit overcome in win.....	10, Sam Houston (11/12)	Largest deficit at any time .....	35, Michigan (12/7)
Largest halftime deficit overcome in win .....	5, Sam Houston (11/12)	Largest runs without opponent scoring .....	15, South Dakota (11/27); Kennesaw State (12/22)
Largest lead surrendered in loss.....	14, at NC State (12/1)	Largest opponent run without NU scoring .....	14, at NC State (12/1); vs. Auburn (12/11); at Purdue (1/14)

## SPECIALITY STATS

Opponent	NU-Opp Paint	NU-Opp off TO	NU-Opp 2nd Ch.	NU-Opp Bench	Largest Lead	Largest Deficit	Tip	1st Sub(s)
Western Illinois	30-42	21-13	8-22	3-18	7 (6:54, 1st)	7 (13:54 1st)	W	Tominaga, Breidenbach
Sam Houston	36-24	18-8	14-14	17-12	11 (0:35, 2nd)	10 (1st, 7:22)	W	Wilcher, Tominaga
Creighton	30-34	24-7	9-12	42-11	4 (18:45, 1st)	19 (1st, 10:27)	L	Breidenbach
Idaho State	42-14	25-6	7-8	37-12	26 (5:14, 2nd)	3 (1st, 14:36)	W	Wilcher
Southern	46-20	23-6	4-3	33-32	28 (2:34, 2nd)	-	L	Wilcher
Tennessee State	34-18	21-12	9-11	20-37	10 (16:11, 1st)	4 (1st, 2:18)	L	Wilcher, Breidenbach
South Dakota	36-26	24-7	5-20	43-17	23 (4:50, 2nd)	6 (1st, 9:19)	L	Wilcher, Webster
at NC State	52-46	13-20	7-22	31-19	14 (9:51, 2nd)	9 (1st, 10:05)	L	Wilcher
at Indiana	28-28	11-21	6-6	17-26	10 (13:26, 1st)	15 (2nd, 9:13)	L	Wilcher, Webster, Andre
Michigan	34-42	8-11	10-18	12-38	-	(35, 2nd, 1:41)	L	Wilcher, Andre
vs. No. 18 Auburn	26-48	10-30	10-17	25-41	1 (17:10, 1st)	32 (2nd, 6:51)	L	Wilcher
Kansas State	28-34	11-22	6-15	6-23	10 (1st, 8:48)	10 (2nd, 0:26)	L	Wilcher, Webster, Andre
Kennesaw State	28-34	19-20	3-10	26-23	25 (2nd, 8:10)	8 (1st, 14:10)	W	Webster
No. 13 Ohio State	38-28	14-6	12-12	25-14	5, (2nd, 2:10)	8 (1st, 11:36)	W	Wilcher, Webster
at No. 10 Michigan State	34-28	20-16	7-16	27-27	5 (1st, 15:05)	16 (2nd, 1:55)	L	Wilcher
at Rutgers	34-44	13-25	9-7	22-32	5 (1st, 15:51)	30 (2nd, 0:55)	L	Wilcher, Webster
No. 25 Illinois	36-44	12-14	10-13	10-12	12 (1st, 15:59)	10 (2nd, 1:05)	L	Andre
at No. 7Purdue	24-46	7-28	4-21	20-36	-	30 (2nd, 9:06)	L	Andre
Indiana	34-36	14-20	6-9	17-21	-	10 (1st, 6:51)	L	T. McGowens
No. 11 Wisconsin	26-30	14-14	3-7	12-10	5 (1st, 13:20)	18 (2nd, 12:14)	L	Webster, Andre



CAREER STATS

Year	GP	GS	Min	Avg	Total					Rebounds					PF	FO	Ast	TO	Blk	Stl	Pts	Avg			
					FG	FGA	Pct	3FG	3FGA	Pct	FT	FTA	Pct	Off									Def	Tot	Avg
2020-21*	14	1	131	9.4	17	39	.436	10	26	.385	2	2	1.000	4	6	10	0.7	8	0	4	6	0	4	46	3.3
2021-22	20	1	492	24.6	56	127	.441	31	84	.369	12	21	.571	12	36	48	2.4	24	1	18	18	2	16	155	7.8
<b>TOTAL</b>	<b>20</b>	<b>1</b>	<b>492</b>	<b>24.6</b>	<b>56</b>	<b>127</b>	<b>.441</b>	<b>31</b>	<b>84</b>	<b>.369</b>	<b>12</b>	<b>21</b>	<b>.571</b>	<b>12</b>	<b>36</b>	<b>48</b>	<b>2.4</b>	<b>24</b>	<b>1</b>	<b>18</b>	<b>18</b>	<b>2</b>	<b>16</b>	<b>155</b>	<b>7.8</b>
All*	34	2	623	18.3	73	166	.440	41	110	.373	14	23	.609	16	42	58	1.7	32	1	22	24	2	20	201	5.9

\*-Statistics from Xavier

MISC. STATS

Category	2021-22	Career
Double-Figure Scoring	8	9
Double-Figure Rebounding	0	0
Double-Figure Assists	0	0
Double-Doubles	0	0
Led NU in Scoring	1	1
Led NU in Rebounding	0	0
Led NU in Assists	1	1
20+ Point Games	0	0
30+ Point Games	0	0
40+ Point Games	0	0

2021-22 GAME-BY-GAME TOTALS

Opponent	Date	GS	Min	TOTAL			3-PTS			FT	FTA	Pct	REBOUNDS			PF	FO	A	TO	Blk	Stl	Pts	Avg		
				FG	FGA	Pct	3FG	3FGA	Pct				Off	Def	Tot									Avg	
W. Illinois	11/9/21	*	32	2	4	.500	2	4	.500	1	2	.500	0	3	3	3.0	3	0	1	3	0	7	7.0		
Sam Houston	11/12/21		18	1	4	.250	0	3	.000	1	2	.500	1	3	4	3.5	0	0	1	0	1	3	5.0		
Creighton	11/16/21		31	6	11	.545	3	6	.500	0	0	.000	1	3	4	3.7	1	0	1	1	0	2	15	8.3	
Idaho State	11/19/21		24	4	5	.800	2	3	.667	0	0	.000	2	2	4	3.8	1	0	2	2	0	3	10	8.8	
Southern	11/21/21		26	1	3	.333	1	3	.333	0	0	.000	0	2	2	3.4	2	0	4	1	0	0	3	7.6	
Tennessee State	11/23/21		27	5	10	.500	3	7	.429	2	2	1.000	0	4	4	3.5	1	0	1	1	0	0	15	8.8	
South Dakota	11/27/21		20	2	6	.333	1	3	.333	0	0	.000	3	1	4	3.6	1	0	2	0	1	0	5	8.3	
at NC State	12/1/21		37	1	8	.125	0	7	.000	0	0	.000	0	4	4	3.6	5	1	2	0	0	2	7.5		
at Indiana	12/4/21		24	1	4	.250	1	4	.250	0	0	.000	0	3	3	3.6	0	0	1	2	0	1	3	7.0	
Michigan	12/7/21		18	1	8	.125	0	5	.000	0	0	.000	0	2	2	3.4	1	0	0	0	0	1	2	6.5	
vs. No. 18 Auburn	12/11/21		25	6	9	.667	4	6	.667	1	2	.500	1	0	1	3.2	2	0	0	2	0	0	17	7.5	
Kansas State	12/19/21		24	1	5	.200	1	4	.250	3	4	.750	1	2	3	3.2	1	0	0	1	0	2	6	7.3	
Kennesaw State	12/22/21		16	3	4	.750	1	2	.500	1	2	.500	0	0	0	2.9	1	0	0	1	1	1	8	7.4	
No. 13 Ohio State	1/2/22		34	5	8	.625	3	4	.750	0	0	.000	1	0	1	2.8	2	0	1	0	0	0	13	7.8	
at No. 10 Michigan St.	1/5/22		21	4	9	.444	2	4	.500	0	1	.000	0	1	1	2.7	1	0	0	0	0	1	10	7.9	
at Rutgers	1/8/22		26	4	6	.667	2	4	.500	1	2	.500	0	0	0	2.5	1	0	1	0	0	0	11	8.1	
No. 25 Illinois	1/11/22		22	2	5	.400	1	3	.333	1	2	.500	1	1	2	2.5	0	0	1	0	1	0	6	8.0	
at No. 7 Purdue	1/14/22		28	4	7	.571	2	5	.400	0	0	.000	0	1	1	2.4	1	0	1	1	0	0	10	8.1	
Indiana	1/17/22		20	2	5	.400	1	3	.333	1	2	.500	1	2	3	2.4	0	0	1	0	0	0	6	8.0	
No. 11 Wisconsin	1/27/22		19	1	6	.167	1	4	.250	0	0	.000	0	2	2	2.4	0	0	0	1	0	1	3	7.8	
<b>Totals</b>			<b>1</b>	<b>492</b>	<b>56</b>	<b>127</b>	<b>.441</b>	<b>31</b>	<b>84</b>	<b>.369</b>	<b>12</b>	<b>21</b>	<b>.571</b>	<b>12</b>	<b>36</b>	<b>48</b>	<b>2.4</b>	<b>24</b>	<b>1</b>	<b>18</b>	<b>18</b>	<b>2</b>	<b>16</b>	<b>155</b>	<b>7.8</b>

SEASON/NEB/CAREER HIGHS

<b>Points</b>	17, vs. Auburn (12/11/21)
Season:	17, vs. Auburn (12/11/21)
College Career:	Same
<b>Rebounds</b>	6, at Georgetown (3/2/21)
Season:	4, Six times (last, 12/1/21)
College Career:	6, at Georgetown (3/2/21)
<b>Field Goals</b>	6, Two times (last, 12/11/21)
Season:	6, Two times (last, 12/11/21)
College Career:	Same
<b>3-Point Field Goals</b>	4, vs. Auburn (12/11/21)
Season:	4, vs. Auburn (12/11/21)
College Career:	Same
<b>Free Throws</b>	2, Tennessee State (11/23/21)
Season:	2, Tennessee State (11/23/21)
College Career:	2, Three times (last, 11/23/21)
<b>Free Throw Attempts</b>	2, Four times (last, 12/7/21)
Season:	2, Four times (last, 12/7/21)
College Career:	2, Six times (last, 12/7/21)
<b>Assists</b>	4, Southern (11/21/21)
Season:	4, Southern (11/21/21)
College Career:	same
<b>Steals</b>	3, Idaho State (11/19/21)
Season:	3, Idaho State (11/19/21)
College Career:	Same
<b>Blocks</b>	1, Two times (last, 12/22/21)
Season:	1, Two times (last, 12/22/21)
College Career:	same
<b>Minutes Played</b>	38, at NC State (12/1/21)
Season:	38, at NC State (12/1/21)
College Career:	Same

NOTING C.J. WILCHER

- Former top-100 recruit who has become one of NU's top scorers off the bench with eight double-figure efforts
- Finished with three points, two rebounds and a steal against No. 11 Wisconsin
- Had six points in 20 minutes in the loss to Indiana
- Reached double figures with 10 points, including a pair of 3-pointers, in the loss to No. 7 Purdue
- Had 11 points and an assist in 26 minutes at Rutgers
- Gave the Huskers a spark with 10 points in 21 minutes at No. 10 Michigan State
- Came off the bench with 13 points on 5-of-8 shooting in NU's overtime loss to No. 13 Ohio State
- Had eight points on 3-of-4 shooting along with a block and a steal against Kennesaw State
- Broke out of a slump with a career-high 17 points at Auburn, including 4-of-6 from 3-point range, against the Tigers
- Went just 1-of-8 at NC State with his basket giving NU a four-point lead in triple OT, but had two assists and four boards before fouling out
- Matched his then-career high with 15 points and grabbed four rebounds in the win against Tennessee State
- Totaled 10 points on 4-of-5 shooting, four rebounds, two assists and a career-high three steals vs. Idaho State
- Put together a strong performance off the bench against Creighton with career highs in points (15), field goals (six), 3-pointers (three) and minutes (32)
- Made his Husker debut against Western Illinois, totaling seven points and three boards in 32 minutes of work
- Spent the 2020-21 season at Xavier, playing in 15 games and averaging 3.3 points and 1.1 rebounds per game.
- Had season bests in points (10) and minutes (32) in his first career start at Marquette
- Had seven points in 20 minutes off the bench against Butler in the Big East Tournament
- Was a four-star recruit who ranked No. 81 by ESPN in the class of 2021
- Spent his senior season playing for Dave Boff at Roselle Catholic, averaging 18.8 points, 4.5 rebounds and 2.8 assists per game to earn first-team all-state honors
- Totaled 50 3-pointers as a senior, highlighted by hitting six 3-pointers in a 59-58 win over Gill St. Bernard's in the sectional championship
- Starred for St. Benedict's Prep in Newark during his sophomore and junior campaigns, averaging 18 points, 5.0 rebounds and 4.5 assists in 2018-19 en route to a state runner-up finish.
- Played AAU ball for both Team Rio and City Rocks on the EYBL Circuit, averaging 19.7 points per game with City Rocks in 2019



#1 - ALONZO VERGE JR. | SR. | G | 6-4 | 164 | CHICAGO, ILL.



CAREER STATS

Year	GP	GS	Min	Avg	Total			Rebounds			PF	FO	Ast	TO	Blk	Stl	Pts	Avg							
					FG	FGA	Pct	3FG	3FGA	Pct									FT	FTA	Pct	Off	Def	Tot	Avg
2019-20*	28	9	479	17.1	158	361	.438	22	76	.289	70	95	.737	18	79	97	3.5	45	1	63	60	3	39	408	14.6
2020-21*	23	21	685	29.8	111	284	.391	27	81	.333	72	89	.809	14	76	90	3.9	59	1	87	56	4	28	321	14.0
2021-22	20	20	567	28.4	106	245	.433	9	34	.265	61	80	.763	11	85	96	4.8	38	1	106	70	4	31	282	14.1
<b>TOTAL</b>	<b>20</b>	<b>20</b>	<b>567</b>	<b>28.4</b>	<b>106</b>	<b>245</b>	<b>.433</b>	<b>9</b>	<b>34</b>	<b>.265</b>	<b>61</b>	<b>80</b>	<b>.763</b>	<b>11</b>	<b>85</b>	<b>96</b>	<b>4.8</b>	<b>38</b>	<b>1</b>	<b>106</b>	<b>70</b>	<b>4</b>	<b>31</b>	<b>282</b>	<b>14.1</b>
All*	71	50	1731	24.4	375	890	.421	58	191	.304	203	264	.769	43	240	283	4.0	142	3	256	186	11	98	1011	14.2

\*-Statistics from Arizona State

MISC. STATS

Category	2021-22	Career*
Double-Figure Scoring	16	49
Double-Figure Rebounding	1	1
Double-Figure Assists	3	3
Double-Doubles	4	4
Led NU in Scoring	6	6
Led NU in Rebounding	7	7
Led NU in Assists	17	17
20+ Point Games	4	16
30+ Point Games	1	2
40+ Point Games	0	1

\*-Includes Arizona State

2021-22 GAME-BY-GAME TOTALS

Opponent	Date	GS	Min	TOTAL			3-PTS			FT	FTA	Pct	REBOUNDS			PF	FO	A	TO	Blk	Stl	Pts	Avg		
				FG	FGA	Pct	3FG	3FGA	Pct				Off	Def	Tot									Avg	
W. Illinois	11/9/21	*	35	9	20	.450	1	2	.500	7	9	.778	2	11	13	13.0	2	0	5	3	1	0	26	26.0	
Sam Houston	11/12/21	*	31	4	16	.250	0	4	.000	5	8	.625	0	1	1	1.0	1	0	7	3	0	4	13	13.0	
Creighton	11/16/21	*	22	5	15	.333	0	1	.000	0	0	.000	1	4	5	6.3	2	0	4	1	0	1	10	16.3	
Idaho State	11/19/21	*	21	5	10	.500	1	2	.500	0	0	.000	0	4	4	5.8	3	0	4	1	0	2	11	15.0	
Southern	11/21/21	*	24	4	5	.800	0	0	.000	6	6	1.000	0	6	6	5.8	1	0	4	4	0	0	14	14.8	
Tennessee State	11/23/21	*	33	7	11	.636	1	3	.333	3	7	.429	1	4	5	5.7	0	0	10	2	0	3	18	15.3	
South Dakota	11/27/21	*	16	1	7	.143	0	3	.000	1	1	1.000	0	2	2	5.1	2	0	5	2	0	1	3	13.6	
at NC State	12/1/21	*	54	11	22	.500	0	0	.000	3	4	.750	1	8	9	5.6	5	1	11	5	0	3	25	15.0	
at Indiana	12/4/21	*	33	6	13	.462	1	2	.500	2	2	1.000	0	5	5	5.6	3	0	3	6	0	0	15	15.0	
Michigan	12/7/21	*	29	12	21	.571	1	3	.333	6	6	1.000	2	6	8	5.8	2	0	3	4	0	0	31	16.6	
vs. No. 18 Auburn	12/11/21	*	27	4	11	.364	0	1	.000	2	2	1.000	0	5	5	5.7	2	0	4	7	2	1	10	16.0	
Kansas State	12/19/21	*	35	7	14	.500	0	1	.000	7	9	.778	1	4	5	5.7	0	0	5	6	0	4	21	16.4	
Kennesaw State	12/22/21	*	31	5	9	.556	2	3	.667	4	6	.667	0	7	7	5.8	2	0	12	7	1	2	16	16.4	
No. 13 Ohio State	1/2/22	*	23	1	6	.167	0	1	.000	4	6	.667	0	2	2	5.5	0	0	4	1	0	2	6	15.6	
at No. 10 Michigan St.	1/5/22	*	29	2	10	.200	0	1	.000	1	1	1.000	1	3	4	5.4	2	0	5	3	0	2	5	14.9	
at Rutgers	1/8/22	*	20	2	7	.286	0	1	.000	0	1	.000	0	1	1	5.1	3	0	4	2	0	1	4	14.3	
No. 25 Illinois	1/11/22	*	30	5	13	.385	0	1	.000	4	4	1.000	0	4	4	5.1	3	0	9	5	0	0	14	14.2	
at No. 7 Purdue	1/14/22	*	24	4	8	.500	1	2	.500	1	3	.333	1	2	3	4.9	1	0	2	3	0	1	10	14.0	
Indiana	1/17/22	*	31	7	15	.467	1	2	.500	4	4	1.000	1	1	2	4.8	4	0	4	3	0	4	19	14.3	
No. 11 Wisconsin	1/27/22	*	20	5	12	.417	0	1	.000	1	1	1.000	0	5	5	4.8	0	0	1	2	0	0	11	14.1	
<b>Totals</b>			<b>20</b>	<b>567</b>	<b>106</b>	<b>245</b>	<b>.433</b>	<b>9</b>	<b>34</b>	<b>.265</b>	<b>61</b>	<b>80</b>	<b>.763</b>	<b>11</b>	<b>85</b>	<b>96</b>	<b>4.8</b>	<b>38</b>	<b>1</b>	<b>106</b>	<b>70</b>	<b>4</b>	<b>31</b>	<b>282</b>	<b>14.1</b>

SEASON/NEB/CAREER HIGHS

<b>Points</b>	
Season:	31, Michigan (12/7/21)
College Career:	43, vs. Saint Mary's (12/18/19)
<b>Rebounds</b>	
Season:	13, Western Illinois (11/9/21)
College Career:	Same
<b>Field Goals</b>	
Season:	12, Michigan (12/7/21)
College Career:	18, vs. Saint Mary's (12/18/19)
<b>3-Point Field Goals</b>	
Season:	2, Kennesaw State (12/22/21)
College Career:	7, San Diego State (12/10/20)
<b>Free Throws</b>	
Season:	7, Western Illinois (11/9/21)
College Career:	10, at Cal (2/16/20)
<b>Free Throw Attempts</b>	
Season:	9, Western Illinois (11/9/21)
College Career:	11, Two times (11/26/20)
<b>Assists</b>	
Season:	12, Kennesaw State (12/22/21)
College Career:	Same
<b>Steals</b>	
Season:	4, Three times (last, 1/17/22)
College Career:	4, Five times (last, 1/17/22)
<b>Blocks</b>	
Season:	2, vs. Auburn (12/11/21)
College Career:	Same
<b>Minutes Played</b>	
Season:	54, at NC State (12/1/21)
College Career:	Same

NOTING ALONZO VERGE JR.

- Transferred to Nebraska in July of 2021, after testing the waters for the NBA Draft
- Finished with 11 points and five rebounds against No. 11 Wisconsin
- Tallied 19 points and four assists in the loss to Indiana, going over 1,000 career points for his collegiate career
- Nearly posted a double-double against Illinois with 14 points and nine assists along with four boards
- Had his fourth double-double of the season with 16 points, a career-high 12 assists and seven boards vs. Kennesaw State, as his 12 assists were the most by a Big Ten player this season
- Finished with a game-high 21 points, along with five boards, five assists and four steals vs. Kansas State
- Totaled 10 points, five rebounds and four assists in the loss to No. 18 Auburn
- Posted his second career 30-point game in the loss to Michigan with 31 points, eight rebounds and three assists
- Led NU with 15 points, five rebounds and three assists in the loss at Indiana
- Posted his third double-double of the season with 25 points, a career-high 11 assists and nine rebounds at NC State
- Recorded his second double-double against Tennessee State, finishing with 18 points and a career-high 10 assists
- Had 14 points on just five shots along with six boards and four assists in 24 minutes against Southern
- Finished with 11 points, four assists and four rebounds in 21 minutes against Idaho State
- Tallied 13 points, seven assists and tied his career high with four steals vs. Sam Houston
- Posted his first career double-double in the Huskers' opener with 26 points, a career-high 13 rebounds and five assists
- Spent the last two seasons at Arizona State, where he averaged in double figures in each of the past two seasons and was the Pac-12 Sixth Man of the Year in 2019-20
- Averaged 14.0 points, 3.8 assists and 3.9 rebounds per game in 2020-21, ranking among the Pac-12 leaders in scoring (15th), assists (seventh), assist-to-turnover ratio (1.55-to-1, sixth), steals (1.2, 13th) and free throw percentage (.809, 13th).
- Had five games of at least 20 points, including a season-high 28-point, eight-rebound effort against Oregon in the Pac-12 Tournament, as he averaged 27.0 ppg, 7.0 rpg, and 3.0 apg in two conference tournament games
- Was 2020 Pac-12 Sixth Man of the Year and an honorable-mention all-conference pick, as he averaged 14.6 points per game, 3.5 rebounds, 2.3 assists and 1.4 steals per game
- Led all bench scorers in Division 1 with 16.9 ppg in 19 games he came off the bench, highlighted by a 43-point effort against Saint Mary's
- Was a two-time NJCAA All-American at Moberly Area CC, where he set school marks with 1,603 points and 486 assists in two seasons
- Earned first-team NJCAA All-American as a sophomore, averaging a national best 30.9 points per game along with 8.2 assists and 4.2 rebounds per outing
- First-team all-state by Chicago Tribune and Chicago Sun Times as a senior at Thornton High School, where he averaged 26 points, eight rebounds and seven assists per game

#2 - TREY MCGOWENS | JR. | G | 6-4 | 196 | PENDLETON, S.C



CAREER STATS

Year	GP	GS	Min	Avg	Total					Rebounds					PF	FO	Ast	TO	Blk	Stl	Pts	Avg			
					FG	FGA	Pct	3FG	3FGA	Pct	FT	FTA	Pct	Off									Def	Tot	Avg
2018-19*	33	32	918	27.8	113	271	.417	32	98	.327	126	165	.764	20	85	105	3.2	93	3	55	80	3	64	384	11.6
2019-20*	33	32	1110	33.6	124	338	.367	41	132	.311	91	126	.722	13	93	106	3.2	78	1	118	94	2	63	380	11.5
2020-21	27	27	765	28.3	95	243	.391	29	79	.367	69	105	.657	13	92	105	3.9	70	1	63	62	4	38	288	10.7
2021-22	5	4	119	23.8	7	18	.389	1	3	.333	15	22	.682	3	17	20	4.0	9	0	7	6	2	6	30	6.0
<b>TOTAL</b>	<b>32</b>	<b>31</b>	<b>884</b>	<b>27.6</b>	<b>102</b>	<b>261</b>	<b>.391</b>	<b>30</b>	<b>82</b>	<b>.366</b>	<b>84</b>	<b>127</b>	<b>.661</b>	<b>16</b>	<b>109</b>	<b>125</b>	<b>3.9</b>	<b>79</b>	<b>1</b>	<b>70</b>	<b>68</b>	<b>6</b>	<b>44</b>	<b>318</b>	<b>9.9</b>
<b>All*</b>	<b>98</b>	<b>95</b>	<b>2912</b>	<b>29.7</b>	<b>339</b>	<b>870</b>	<b>.390</b>	<b>103</b>	<b>312</b>	<b>.330</b>	<b>301</b>	<b>418</b>	<b>.720</b>	<b>49</b>	<b>287</b>	<b>336</b>	<b>3.4</b>	<b>250</b>	<b>5</b>	<b>243</b>	<b>242</b>	<b>11</b>	<b>171</b>	<b>1082</b>	<b>11.0</b>

\*-Statistics from Pittsburgh

MISC. STATS

Category	2021-22	Career
Double-Figure Scoring	0	54
Double-Figure Rebounding	0	0
Double-Figure Assists	0	0
Double-Doubles	0	0
Led NU in Scoring	0	4
Led NU in Rebounding	0	3
Led NU in Assists	0	3
20+ Point Games	0	8
30+ Point Games	0	3
40+ Point Games	0	0

2021-22 GAME-BY-GAME TOTALS

Opponent	Date	GS	Min	TOTAL			3-PTS			FT	FTA	Pct	REBOUNDS			PF	FO	A	TO	Blk	Stl	Pts	Avg		
				FG	FGA	Pct	3FG	3FGA	Pct				Off	Def	Tot									Avg	
W. Illinois	11/9/21	*	26	3	6	.500	0	0	.000	3	6	.500	1	2	3	3.0	3	0	0	2	0	3	9.0		
Sam Houston	11/12/21	*	33	2	5	.400	0	0	.000	4	6	.667	0	9	9	6.0	2	0	2	2	1	0	8	8.5	
Creighton	11/16/21	*	10	0	2	.000	0	0	.000	2	2	1.000	2	1	3	5.0	0	0	2	1	1	1	2	6.3	
Idaho State	11/19/21																								
Southern	11/21/21																								
Tennessee State	11/23/21																								
South Dakota	11/23/21																								
at NC State	12/1/21																								
at Indiana	12/4/21																								
Michigan	12/7/21																								
vs. No. 18 Auburn	12/11/21																								
Kansas State	12/19/21																								
Kennesaw State	12/22/21																								
No. 13 Ohio State	1/2/22																								
at No. 10 Michigan State	1/5/22																								
at Rutgers	1/8/22																								
No. 25 Illinois	1/11/22																								
at No. 7 Purdue	1/14/22																								
Indiana	1/17/22		21	1	2	.500	1	2	.500	4	4	1.000	0	2	2	4.3	2	0	1	1	0	2	7	6.5	
No. 11 Wisconsin	1/27/22	*	29	1	3	.333	0	1	.000	2	4	.500	0	3	3	4.0	2	0	2	0	0	4	6.0	6.0	
<b>Totals</b>			<b>4</b>	<b>119</b>	<b>7</b>	<b>18</b>	<b>.389</b>	<b>1</b>	<b>3</b>	<b>.333</b>	<b>15</b>	<b>22</b>	<b>.682</b>	<b>3</b>	<b>17</b>	<b>20</b>	<b>4.0</b>	<b>9</b>	<b>0</b>	<b>7</b>	<b>6</b>	<b>2</b>	<b>6</b>	<b>30</b>	<b>6.0</b>

SEASON/NEB/CAREER HIGHS

<b>Points</b>	Season: 9, Western Illinois (11/9/21)
<b>NEB Career:</b> 20, Michigan State (1/2/21)	
<b>College Career:</b> 33, Louisville (1/9/19)	
<b>Rebounds</b>	Season: 9, Sam Houston (11/12/21)
<b>NEB Career:</b> 9, Two times (last, 11/12/20)	
<b>College Career:</b> Same	
<b>Field Goals</b>	Season: 3, Western Illinois (11/9/21)
<b>NEB Career:</b> 7 vs. North Dakota State (11/28/20)	
<b>College Career:</b> 12, Louisville (1/9/19)	
<b>3-Point Field Goals</b>	Season: 1 vs. Indiana (1/17/22)
<b>NEB Career:</b> 3, at Creighton (12/11/20)	
<b>College Career:</b> 4, Three times (last, 1/8/20)	
<b>Free Throws</b>	Season: 4, Two times (last, 1/17/22)
<b>NEB Career:</b> 6, Two times (last, 1/2/21)	
<b>College Career:</b> 18, Florida State (1/14/19)	
<b>Free Throw Attempts</b>	Season: 6, Two times (last, 11/12/21)
<b>NEB Career:</b> 9, at Wisconsin (12/20/20)	
<b>College Career:</b> 19, Florida State (1/14/19)	
<b>Assists</b>	Season: 2, Three times (last, 1/27/22)
<b>NEB Career:</b> 6, Indiana (1/10/21)	
<b>College Career:</b> 9, Georgia Tech (2/8/20)	
<b>Steals</b>	Season: 3, Western Illinois (11/9/21)
<b>NEB Career:</b> 3, Seven times (last, 11/9/21)	
<b>College Career:</b> 7, at West Virginia (12/8/18)	
<b>Blocks</b>	Season: None
<b>NEB Career:</b> 1, Four times (3/4/21)	
<b>College Career:</b> 2, Binghamton (12/20/19)	
<b>Minutes Played</b>	Season: 33, Sam Houston (11/12/21)
<b>NEB Career:</b> 37, Indiana (1/10/21)	
<b>College Career:</b> 39, Two times (last, 2/29/20)	

NOTING TREY MCGOWENS

- Made his return to action after breaking a bone in his right foot against Creighton on Nov. 16, as he missed 15 games
- Tallied four points, three rebounds and two assists in 28 minutes vs. No. 11 Wisconsin, as he limited Johnny Davis to 13 points
- Had seven points and a pair of steals in 21 minutes against Indiana in his first game since Nov. 16
- Three-year starter at the college level who has scored over 1,000 career points and ranked in the top five in the conference in steals the last three years
- Tied his career high with nine boards and also tallied eight points, two assists and a blocked shot against Sam Houston
- Matched his Husker best with three steals, along with nine points and three rebounds in the loss to Western Illinois
- Ranked second on the team in scoring (10.7 ppg) and assists (2.3), while finishing fifth in the Big Ten with 1.4 steals per game in his first season at Nebraska in 2020-21
- Reached double figures 17 times in 2020-21, including a season-high 20 points against No. 17 Michigan State
- Was a two-year starter at Pittsburgh, starting 64 of 66 games at the school
- Averaged 11.5 points, 3.6 assists, 3.3 rebounds and 1.9 steals per game, as he ranked among ACC leaders in steals (fourth), assists (10th), assist-to-turnover ratio (15th, 1.26-to-1) and minutes played (13th, 33.8 per game)
- Posted 20 double-figure scoring games, including three games of at least 20 points
- Started 32 games as a freshman, averaging 11.6 points, 3.2 rebounds, 1.9 steals and 1.7 assists per game, finishing third in the ACC in steals per game
- Reached double figures 17 times and tied or set three single-game Pitt freshman records, including points (33), steals (7) and free throws (18)
- Scored a career-high 33 points against Louisville, going 12-of-19 from the field against the Cardinals
- Attended Hargrave (Va.) Military Academy as a senior, averaging 18.4 ppg, 6.3 apg, 5.4 rpg and 3.2 spg
- Led Wren (S.C.) High School to a 25-3 record and the AAAA State Championship game in 2017 after averaging 18.3 ppg, 6.8 apg, 4.3 rpg and 3.6 spg
- His father (Bobby) played football at Clemson before transferring to South Carolina State to play both football and basketball, finishing as the school's all-time receiving leader and helped the school make two NCAA Tournament appearances
- His mother (Pam) played basketball at Western Carolina and is a high school basketball coach

#3 - QUARAN MCPHERSON | FR. | G | 6-3 | 199 | QUEENS, N.Y.



CAREER STATS

Year	GP	GS	Min	Avg	Total			3FG			FTA			Rebounds		PF	FO	Ast	TO	Blk	Stl	Pts	Avg
					FG	FGA	Pct	3FG	3FGA	Pct	FT	FTA	Pct	Off	Def								
2020-21	DNP																						

MISC. STATS

Category	2021-22	Career
Double-Figure Scoring	0	0
Double-Figure Rebounding	0	0
Double-Figure Assists	0	0
Double-Doubles	0	0
Led NU in Scoring	0	0
Led NU in Rebounding	0	0
Led NU in Assists	0	0
20+ Point Games	0	0
30+ Point Games	0	0

2021-22 GAME-BY-GAME TOTALS

Opponent	Date	GS	Min	TOTAL			3-PTS			FTA			REBOUNDS		PF	FO	A	TO	Blk	Stl	Pts	Avg
				FG	FGA	Pct	3FG	3FGA	Pct	FT	FTA	Pct	Off	Def								
W. Illinois	11/9/21			DNP																		
Sam Houston	11/12/21			DNP																		
Creighton	11/16/21			DNP																		
Idaho State	11/19/21			DNP																		
Southern	11/21/21			DNP																		
Tennessee State	11/23/21			DNP																		
South Dakota	11/23/21			DNP																		
at NC State	12/1/21			DNP																		
at Indiana	12/4/21			DNP																		
Michigan	12/7/21			DNP																		
vs. No. 18 Auburn	12/11/21			DNP																		
Kansas State	12/19/21			DNP																		
Kennesaw State	12/22/21			DNP																		
No. 13 Ohio State	1/2/22			DNP																		
at No. 10 Michigan State	1/5/22			DNP																		
at Rutgers	1/8/22			DNP																		
No. 25 Illinois	1/11/22			DNP																		
at No. 7 Purdue	1/14/22			DNP																		
Indiana	1/17/22			DNP																		
No. 11 Wisconsin	1/27/22			DNP																		

SEASON/NEB/CAREER HIGHS

<b>Points</b>	None
Season:	None
NEB Career:	Same
<b>Rebounds</b>	None
Season:	None
NEB Career:	Same
<b>Field Goals</b>	None
Season:	None
NEB Career:	Same
<b>3-Point Field Goals</b>	None
Season:	None
NEB Career:	Same
<b>Free Throws</b>	None
Season:	None
NEB Career:	Same
<b>Free Throw Attempts</b>	None
Season:	None
NEB Career:	Same
<b>Assists</b>	None
Season:	None
NEB Career:	Same
<b>Steals</b>	None
Season:	None
NEB Career:	Same
<b>Blocks</b>	None
Season:	None
NEB Career:	Same
<b>Minutes Played</b>	None
Season:	None
NEB Career:	Same

NOTING QUARAN MCPHERSON

- Has not played in 2021-22 and will likely redshirt this season
- Spent 2020-21 at Link Year (Mo.) School, helping the program to a 26-4 record and a runner-up finish at the 2021 Post-Grad Nationals
  - Averaged 19 points and four assists per game at Link Year in 2020-21 and was also invited to the 2020 Pangos All-America festival, which featured 40 of the top players in the country in November of 2020.
  - Spent his senior season playing for Woodstock (Conn.) Academy, averaging 14.6 points, 7.0 rebounds, 3.0 assists and 1.2 steals per game on a roster which sent 10 players to Division I programs
  - Began his high school career at national power Christ the King High School, helping the school to a 19-10 record and a CHSAA Championship in 2019 despite missing the second half of the season to knee surgery, as he was on a 2018-19 roster which also featured Kofi Cockburn (Illinois) and Tyson Walker (Michigan State)
  - Had offers from Arizona State, Georgia, St. John's and other high-major programs before choosing Nebraska



#5 - BRYCE MCGOWENS | FR. | G | 6-7 | 179 | PENDLETON, S.C



CAREER STATS

Year	GP	GS	Total										Rebounds												
			Min	Avg	FG	FGA	Pct	3FG	3FGA	Pct	FT	FTA	Pct	Off	Def	Tot	Avg	PF	FO	Ast	TO	Blk	Stl	Pts	Avg
2021-22	20	20	672	33.6	102	252	.405	25	92	.272	93	111	.838	17	91	108	5.4	47	1	31	42	8	14	322	16.1
<b>TOTAL</b>	<b>20</b>	<b>20</b>	<b>672</b>	<b>33.6</b>	<b>102</b>	<b>252</b>	<b>.405</b>	<b>25</b>	<b>92</b>	<b>.272</b>	<b>93</b>	<b>111</b>	<b>.838</b>	<b>17</b>	<b>91</b>	<b>108</b>	<b>5.4</b>	<b>47</b>	<b>1</b>	<b>31</b>	<b>42</b>	<b>8</b>	<b>14</b>	<b>322</b>	<b>16.1</b>

MISC. STATS

Category	2021-22	Career
Double-Figure Scoring	15	15
Double-Figure Rebounding	1	1
Double-Figure Assists	0	0
Double-Doubles	1	1
Led NU in Scoring	8	8
Led NU in Rebounding	8	8
Led NU in Assists	1	1
20+ Point Games	6	6
30+ Point Games	0	0

2021-22 GAME-BY-GAME TOTALS

Opponent	Date	GS	Min	TOTAL			3-PTS			FT	FTA	Pct	REBOUNDS			PF	FO	A	TO	Blk	Stl	Pts	Avg		
				FG	FGA	Pct	3FG	3FGA	Pct				Off	Def	Tot									Avg	
W. Illinois	11/9/21	*	39	7	18	.389	1	6	.167	10	12	.833	0	6	6	6.0	1	0	0	2	0	1	25	25.0	
Sam Houston	11/12/21	*	36	9	13	.692	4	7	.571	7	9	.778	1	4	5	5.5	2	0	1	1	1	0	29	27.0	
Creighton	11/16/21	*	29	3	10	.300	0	3	.000	0	0	.000	0	5	5	5.3	3	0	0	1	0	0	6	20.0	
Idaho State	11/19/21	*	27	3	6	.500	0	1	.000	0	0	.000	1	6	7	5.8	1	0	3	1	1	1	6	16.5	
Southern	11/21/21	*	31	4	9	.444	0	4	.000	10	10	1.000	1	10	11	6.8	4	0	4	4	1	2	18	16.8	
Tennessee State	11/23/21	*	31	5	10	.500	1	5	.200	7	8	.875	1	5	6	6.7	1	0	4	3	0	1	18	17.0	
South Dakota	11/27/21	*	33	6	12	.500	2	5	.400	8	10	.800	2	6	8	6.9	1	0	4	4	1	1	22	17.7	
at NC State	12/1/21	*	58	9	23	.391	1	5	.200	5	7	.714	2	7	9	7.1	3	0	0	0	1	0	24	18.5	
at Indiana	12/4/21	*	33	3	14	.214	1	5	.200	1	1	1.000	0	5	5	6.9	3	0	1	3	0	1	8	17.3	
Michigan	12/7/21	*	27	2	9	.222	0	4	.000	4	5	.800	2	4	6	6.8	0	0	1	0	0	0	8	16.4	
vs. No. 18 Auburn	12/11/21	*	29	4	12	.333	0	4	.000	6	7	.857	0	2	2	6.4	4	0	1	2	1	0	14	16.2	
Kansas State	12/19/21	*	33	4	14	.286	2	8	.250	4	7	.571	0	3	3	6.1	3	0	2	0	1	0	14	16.0	
Kennesaw State	12/22/21	*	26	4	7	.571	3	5	.600	0	1	.000	0	4	4	5.9	5	1	0	3	0	2	11	15.6	
No. 13 Ohio State	1/2/22	*	38	6	19	.316	2	6	.333	4	4	1.000	2	3	5	5.9	1	0	2	1	0	1	18	15.8	
at No. 10 Michigan St.	1/5/22	*	32	5	16	.313	1	7	.143	2	2	1.000	1	3	4	5.7	1	0	4	5	0	2	13	15.6	
at Rutgers	1/8/22	*	32	5	9	.556	1	2	.500	6	6	1.000	0	2	2	5.5	3	0	1	4	0	1	17	15.7	
Illinois	1/11/22	*	35	6	15	.400	1	2	.500	6	7	.857	2	4	6	5.5	3	0	0	1	1	0	19	15.9	
at No. 7 Purdue	1/14/22	*	34	4	9	.444	1	2	.500	0	1	.000	1	4	5	5.5	3	0	1	1	0	1	9	15.5	
Indiana	1/17/22	*	36	6	13	.462	1	4	.250	7	8	.875	1	4	5	5.5	3	0	2	4	0	0	20	15.7	
No. 11 Wisconsin	1/27/22	*	33	7	14	.500	3	7	.429	6	6	1.000	0	4	4	5.4	2	0	0	2	0	0	23	16.1	
<b>Totals</b>			<b>20</b>	<b>672</b>	<b>102</b>	<b>252</b>	<b>.405</b>	<b>25</b>	<b>92</b>	<b>.272</b>	<b>93</b>	<b>111</b>	<b>.838</b>	<b>17</b>	<b>91</b>	<b>108</b>	<b>5.4</b>	<b>47</b>	<b>1</b>	<b>31</b>	<b>42</b>	<b>8</b>	<b>14</b>	<b>322</b>	<b>16.1</b>

SEASON/NEB/CAREER HIGHS

<b>Points</b>	29, Sam Houston (11/12/21)
<b>NEB Career:</b>	Same
<b>Rebounds</b>	11, Southern (11/21/21)
<b>NEB Career:</b>	Same
<b>Field Goals</b>	9, Two times (last, 12/1/21)
<b>NEB Career:</b>	Same
<b>3-Point Field Goals</b>	4, Sam Houston (11/12/21)
<b>NEB Career:</b>	Same
<b>Free Throws</b>	10, Two times (last, 11/21/21)
<b>NEB Career:</b>	Same
<b>Free Throw Attempts</b>	12, Western Illinois (11/9/21)
<b>NEB Career:</b>	Same
<b>Assists</b>	4, Four times (last, 1/5/22)
<b>NEB Career:</b>	Same
<b>Steals</b>	2, Three times (1/5/22)
<b>NEB Career:</b>	Same
<b>Blocks</b>	1, Eight times (last, 1/11/22)
<b>NEB Career:</b>	Same
<b>Minutes Played</b>	58, at NC State (12/1/21)
<b>NEB Career:</b>	Same

NOTING BRYCE MCGOWENS

- *Big Ten Freshman of the Week* (Nov. 15, Nov. 29, Dec. 20)
- Five-star recruit who was a consensus top-25 player in the class of 2021 and joined his older brother, Trey, in the Husker program
- Leads all Big Ten freshmen in scoring and is second in rebounding
- Led NU with 23 points, including a trio of 3-pointers, in the loss to No. 11 Wisconsin
- Picked up his fifth 20-point game of the season in the loss to Indiana, finishing with 20 points, five rebounds and two assists
- Scored a team-high 19 points and added six rebounds in the loss to No. 25 Illinois
- Paced NU with 17 points on 5-of-9 shooting in the loss at Rutgers
- Led NU with 18 points and added five rebounds and a pair of assists in the OT loss to No. 13 Ohio State
- Totaled 14 points and a pair of assists in NU's loss to Kansas State and 14 points in the loss to No. 18 Auburn
- Went over 20 points for the fourth time this year with 24 points and nine rebounds at NC State
- Picked up his third 20-point game of the year with 22 points and a team-high 11 boards vs. South Dakota
- Finished with 18 points, six rebounds and four assists in the win over Tennessee State
- Posted his first career double-double with 18 points, 11 rebounds and four assists in the win over Southern
- Led NU with 29 points against Sam Houston, hitting 9-of-13 shot, including four 3-pointers, while adding five boards
- His 29-point effort was one off Nebraska's freshman mark (Tyronn Lue), and he is one of only two Husker players to ever have multiple 25-point games as a freshman (Dave Hoppen)
- Set Nebraska school record for most points by a freshman in his debut with 25 points, including 10-of-12 from the line, in the loss to Western Illinois
- Selected to the Iverson Classic and was a Jordan Brand Classic selection as a senior
- Totaled 2,341 points in high school, including 285 3-pointers while shooting 41 percent from beyond the arc, while also carrying a weighted 4.15 GPA
- Named Gatorade and Max Preps Player of the Year in South Carolina in 2020-21, as he averaged 21.6 points, 4.7 rebounds and 3.1 assists per contest for Legacy Early College and Coach BJ Jackson.
- Was the leading scorer at the St. James NIBC Invitational, posting 20.9 points per contest in seven appearances in a field featuring many of the country's top teams and helped the school to a 14-7 record playing a national schedule as a senior
- Spent his first three seasons at Wren High School, totaling 1,882 points and was a three-time all-state performer and two-time Region 1-AAAA Player of the Year
- His junior season was highlighted by a school-record 67-point performance in the second round of the state tournament, as he hit 22-of-28 shots from the field, including eight 3-pointers.
- His father (Bobby) played football at Clemson before transferring to South Carolina State to play both football and basketball, finishing as the school's all-time receiving leader and helped the school make two NCAA Tournament appearances
- His mother (Pam) played basketball at Western Carolina and is a high school basketball coach

#10 - KOBE WEBSTER | SR. | G | 6-0 | 176 | INDIANAPOLIS, IND.



CAREER STATS

Year	GP	GS	Total										Rebounds												
			Min	Avg	FG	FGA	Pct	3FG	3FGA	Pct	FT	FTA	Pct	Off	Def	Tot	Avg	PF	FO	Ast	TO	Blk	Stl	Pts	Avg
2017-18*	28	28	935	33.4	165	383	.431	59	161	.366	57	73	.781	10	106	116	4.1	44	0	97	63	3	20	446	15.9
2018-19*	31	31	1054	34.0	195	455	.429	76	184	.413	60	85	.706	14	123	137	4.4	60	0	97	50	1	34	526	17.0
2019-20*	26	26	876	33.7	173	415	.417	49	147	.333	50	64	.781	12	71	83	3.2	37	0	93	54	3	23	445	17.1
2020-21	27	5	627	23.2	78	204	.382	46	121	.380	17	26	.654	4	43	47	1.7	25	0	34	25	1	16	219	8.1
2021-22	18	0	366	20.3	39	100	.390	17	50	.340	16	24	.667	1	24	25	1.4	21	0	30	15	0	11	111	6.2
<b>TOTAL</b>	<b>45</b>	<b>5</b>	<b>993</b>	<b>22.1</b>	<b>117</b>	<b>304</b>	<b>.385</b>	<b>63</b>	<b>171</b>	<b>.368</b>	<b>33</b>	<b>50</b>	<b>.660</b>	<b>5</b>	<b>67</b>	<b>72</b>	<b>1.6</b>	<b>46</b>	<b>0</b>	<b>64</b>	<b>40</b>	<b>1</b>	<b>27</b>	<b>330</b>	<b>7.3</b>
<b>All*</b>	<b>130</b>	<b>90</b>	<b>3858</b>	<b>29.7</b>	<b>650</b>	<b>1557</b>	<b>.417</b>	<b>247</b>	<b>663</b>	<b>.373</b>	<b>200</b>	<b>272</b>	<b>.735</b>	<b>41</b>	<b>367</b>	<b>408</b>	<b>3.1</b>	<b>187</b>	<b>0</b>	<b>351</b>	<b>207</b>	<b>8</b>	<b>104</b>	<b>1747</b>	<b>13.4</b>

\* Statistics from Western Illinois

MISC. STATS

Category	2021-22	Career*
Double-Figure Scoring	2	85
Double-Figure Rebounding	0	1
Double-Figure Assists	0	0
Double-Doubles	0	1
Led NU in Scoring	1	4
Led NU in Rebounding	1	1
Led NU in Assists	2	2
20+ Point Games	1	27
30+ Point Games	0	1
40+ Point Games	0	1

\*-Includes Western Illinois

2021-22 GAME-BY-GAME TOTALS

Opponent	Date	GS	Min	TOTAL			3-PTS			FT	FTA	Pct	REBOUNDS			PF	FO	A	TO	Blk	Stl	Pts	Avg	
				FG	FGA	Pct	3FG	3FGA	Pct				Off	Def	Tot									Avg
W. Illinois	11/9/21		DNP																					
Sam Houston	11/12/21		DNP																					
Creighton	11/16/21	23	8	11	.727	4	7	.571	0	0	.000	0	1	1	1.0	2	0	2	0	0	2	20	20.0	
Idaho State	11/19/21	29	3	6	.500	0	0	.000	1	1	1.000	0	3	3	2.0	3	0	5	0	0	1	7	13.5	
Southern	11/21/21	19	1	4	.250	1	3	.333	3	4	.750	1	1	2	2.0	0	0	1	0	0	2	6	11.0	
Tennessee State	11/23/21	12	1	1	1.000	0	0	.000	0	0	.000	0	3	3	2.3	1	0	1	1	0	0	2	8.8	
South Dakota	11/27/21	29	3	10	.300	1	3	.333	2	3	.667	0	0	0	1.8	1	0	3	0	0	0	9	8.8	
at NC State	12/1/21	22	3	7	.429	1	4	.250	0	0	.000	0	0	0	1.5	2	0	0	1	0	0	7	8.5	
at Indiana	12/4/21	18	3	9	.333	1	3	.333	0	0	.000	0	1	1	1.4	0	0	2	0	0	2	7	8.3	
Michigan	12/7/21	12	0	5	.000	0	4	.000	0	0	.000	0	0	0	1.3	0	0	0	0	0	0	0	7.3	
vs. No. 18 Auburn	12/11/21	15	1	3	.333	1	3	.333	2	2	1.000	0	1	1	1.2	0	0	1	3	0	0	5	7.0	
Kansas State	12/19/21	17	0	3	.000	0	2	.000	0	0	.000	0	0	0	1.1	2	0	0	0	0	1	0	6.3	
Kennesaw State	12/22/21	23	1	7	.143	1	3	.333	3	5	.600	0	2	2	1.2	2	0	1	0	0	0	6	6.3	
No. 13 Ohio State	1/2/22	31	2	6	.333	2	3	.667	2	3	.667	0	3	3	1.3	1	0	2	1	0	0	8	6.4	
at No. 10 Michigan St.	1/5/22	20	5	8	.625	2	4	.500	1	3	.333	0	4	4	1.5	2	0	2	1	0	0	13	6.9	
at Rutgers	1/8/22	18	2	4	.500	1	2	.500	0	1	.000	0	0	0	1.4	0	0	2	2	0	1	5	6.8	
No. 25 Illinois	1/11/22	14	1	2	.500	0	1	.000	0	0	.000	0	0	0	1.3	0	0	1	1	0	0	2	6.5	
at No. 7 Purdue	1/14/22	27	2	7	.286	1	3	.333	0	0	.000	0	2	2	1.4	1	0	5	2	0	1	5	6.4	
Indiana	1/17/22	11	0	2	.000	0	2	.000	0	0	.000	0	0	0	1.3	2	0	1	1	0	0	0	6.0	
No. 11 Wisconsin	1/27/22	25	3	5	.600	1	3	.333	2	2	1.000	0	3	3	1.4	2	0	1	2	0	1	9	6.2	
<b>Totals</b>		<b>0</b>	<b>366</b>	<b>39</b>	<b>100</b>	<b>.390</b>	<b>17</b>	<b>50</b>	<b>.340</b>	<b>16</b>	<b>24</b>	<b>.667</b>	<b>1</b>	<b>24</b>	<b>25</b>	<b>1.4</b>	<b>21</b>	<b>0</b>	<b>30</b>	<b>15</b>	<b>0</b>	<b>11</b>	<b>111</b>	<b>6.2</b>

SEASON/NEB/CAREER HIGHS

<b>Points</b>	
Season:	20, vs. Creighton (11/16/21)
NEB Career:	23, at Northwestern (3/7/21)
College Career:	40, Omaha (2/22/20)
<b>Rebounds</b>	
Season:	4, at Michigan State (1/5/22)
NEB Career:	5, Rutgers (3/1/21)
College Career:	10, Two times (11/6/18)
<b>Field Goals</b>	
Season:	8, vs. Creighton (11/16/21)
NEB Career:	8, Two times (last, 11/16/21)
College Career:	15, Omaha (2/22/20)
<b>3-Point Field Goals</b>	
Season:	4, vs. Creighton (11/16/21)
NEB Career:	7, at Northwestern (3/7/21)
College Career:	Same
<b>Free Throws</b>	
Season:	3, South Dakota (11/27/21)
NEB Career:	3, Nevada (11/26/20)
College Career:	8, Denver (1/11/20)
<b>Free Throw Attempts</b>	
Season:	3, Three times (last, 1/5/22)
NEB Career:	4, Nevada (11/26/20)
College Career:	10, vs. Denver (1/11/20)
<b>Assists</b>	
Season:	5, Two times (last 1/22/21)
NEB Career:	5, Three times (last 1/22/21)
College Career:	8, Two times (last, 11/28/17)
<b>Steals</b>	
Season:	2, Two times (last, 11/21/21)
NEB Career:	3, Nevada (11/26/20)
College Career:	4, St. Mary's (11/11/17)
<b>Blocks</b>	
Season:	None
NEB Career:	1, at Creighton (12/11/10)
College Career:	1, Eight times (last, 12/11/20)
<b>Minutes Played</b>	
Season:	31, Ohio State (1/2/22)
NEB Career:	34, Three times (3/10/21)
College Career:	43, at Omaha (1/23/20)

NOTING KOBE WEBSTER

- Super senior who has made 130 appearances at the Division I level and has a 2-to-1 assist-to-turnover ratio in 2021-22
- Returning third-team Academic All-American who is pursuing a master's degree in higher education administration at Nebraska
- Finished with nine points and three rebounds in 24 minutes against No. 11 Wisconsin
- Matched his NU career high with five assists and added five points at No. 7 Purdue
- Came off the bench with 13 points on 5-of-8 shooting and a season-high four rebounds at No. 10 Michigan State
- Had eight points, three rebounds and two assists in 31 minutes in the loss to No. 13 Ohio State
- Totaled seven points, two assists and two steals in the loss at Indiana
- Had seven points in 22 minutes off the bench at NC State
- Had nine points and three assists in a season-high 29 minutes against South Dakota
- Had seven points and matched his NU best with five assists in 29 minutes against Idaho State
- Made his 2021-22 debut against Creighton, finishing with 20 points on 8-of-11 shooting in 23 minutes off the bench
- Missed the first two games because of an injury, the first game he has missed in his collegiate career
- Played in all 27 games in 2020-21, including five starts, and averaged 8.1 points and 1.3 assists per game in 2020-21
- Led the Huskers in 3-point percentage (.380) and was second on the team with 46 3-pointers
- Totaled double figures 12 times, including a season-high 23 points and five assists at Northwestern, which included 7-of-12 from 3-point range, and 20 points against ACC Tournament champion Georgia Tech, when he hit 7-of-9 shots from the field, including six 3-pointers
- Played his best basketball down the stretch, averaging 12.8 ppg on 41 percent shooting, including 43 percent from 3-point range over his final six contests.
- Three-year starter at Western Illinois, starting 85 games and earning All-Summit League honors in 2019 and 2020
- Started 26 games at WIU in 2019-20, averaging 17.1 points, 3.6 assists and 3.2 rebounds per game en route to second-team all-conference honors
- Ranked among league leaders in scoring (sixth), assists (fifth) and assist-to-turnover ratio (1.72-to-1, fourth)
- Had six 20-point games, including a school-record 40-point performance against Omaha, in 2019-20
- Garnered second-team all-Summit League honors in 2018-19 after averaging 17.0 points, 4.0 rebounds and 3.1 assists per game, while finishing fifth in scoring, assist-to-turnover ratio and 3-pointers per game
- Attended Park Tudor School in Indianapolis, helping the school to a pair of state titles in 2014 and 2015 with Jaren Jackson Jr. (Michigan State) and Trevon Bluiett (Xavier)
- Started three seasons at Park Tutor, averaging 16 points, four rebounds and four assists per game as a senior to earn third-team all-state by the AP
- Graduated with a degree in management in 2020, and was a first-team CoSIDA Academic All-District pick in 2019

#11 - LAT MAYEN | JR. | F | 6-9 | 217 | ADELAIDE, AUSTRALIA



CAREER STATS

Year	GP	GS	Total										Rebounds												
			Min	Avg	FG	FGA	Pct	3FG	3FGA	Pct	FT	FTA	Pct	Off	Def	Tot	Avg	PF	FO	Ast	TO	Blk	Stl	Pts	Avg
2018-19*	17	0	134	7.9	11	26	.423	7	20	.350	7	9	.778	5	16	21	1.2	14	0	4	11	4	4	36	2.1
2020-21	27	27	690	25.6	82	207	.396	48	138	.348	21	27	.778	22	101	123	4.6	69	2	17	41	15	13	233	8.6
2021-22	19	19	435	22.9	35	102	.343	18	64	.281	15	23	.652	13	62	75	3.9	46	1	14	22	6	9	103	5.4
<b>TOTAL</b>	<b>46</b>	<b>46</b>	<b>1125</b>	<b>24.5</b>	<b>117</b>	<b>309</b>	<b>.379</b>	<b>66</b>	<b>202</b>	<b>.327</b>	<b>36</b>	<b>50</b>	<b>.720</b>	<b>35</b>	<b>163</b>	<b>198</b>	<b>4.3</b>	<b>115</b>	<b>3</b>	<b>31</b>	<b>63</b>	<b>21</b>	<b>22</b>	<b>336</b>	<b>7.3</b>
All*	63	46	1259	20.0	128	335	.382	73	222	.329	43	59	.729	40	179	219	3.5	129	3	35	74	25	26	372	5.9

\*-Statistics from TCU

MISC. STATS

Category	2021-22	Career*
Double-Figure Scoring	1	12
Double-Figure Rebounding	0	2
Double-Figure Assists	0	0
Double-Doubles	0	1
Led NU in Scoring	0	4
Led NU in Rebounding	4	7
Led NU in Assists	0	1
20+ Point Games	0	1
30+ Point Games	0	0

\*-Includes TCU

2021-22 GAME-BY-GAME TOTALS

Opponent	Date	GS	Min	TOTAL			3-PTS			FT	FTA	Pct	REBOUNDS			PF	FO	A	TO	Blk	Stl	Pts	Avg		
				FG	FGA	Pct	3FG	3FGA	Pct				Off	Def	Tot									Avg	
W. Illinois	11/9/21	*	DNP																						
Sam Houston	11/12/21	*	18	0	4	.000	0	4	.000	0	0	.000	0	0	0	0.0	0	0	0	1	0	0	0	0.0	
Creighton	11/16/21	*	20	2	6	.333	2	4	.500	3	5	.600	0	5	5	2.5	4	0	0	1	0	0	9	4.5	
Idaho State	11/19/21	*	18	3	7	.429	2	5	.400	0	0	.000	0	2	2	2.3	0	0	2	0	0	1	8	5.7	
Southern	11/21/21	*	18	1	4	.250	0	3	.000	0	0	.000	0	1	1	2.0	1	0	0	1	0	0	2	4.8	
Tennessee State	11/23/21	*	36	1	4	.250	1	4	.250	2	2	1.000	1	4	5	2.6	2	0	2	1	1	1	5	4.8	
South Dakota	11/27/21	*	14	1	2	.500	0	0	.000	0	0	.000	0	4	4	2.8	4	0	1	2	1	0	2	4.3	
at NC State	12/1/21	*	17	3	7	.429	2	6	.333	0	0	.000	1	3	4	3.0	4	0	1	2	0	1	8	4.9	
at Indiana	12/4/21	*	14	1	4	.250	0	2	.000	0	0	.000	0	2	2	2.9	2	0	1	0	0	0	2	4.5	
Michigan	12/7/21	*	20	1	5	.200	1	5	.200	1	2	.500	1	2	3	2.9	2	0	0	1	1	0	4	4.4	
vs. No. 18 Auburn	12/11/21	*	26	2	5	.400	0	1	.000	2	2	1.000	2	5	7	3.3	1	0	1	1	0	0	6	4.6	
Kansas State	12/19/21	*	18	1	4	.250	0	3	.000	1	1	1.000	1	2	3	3.3	2	0	0	2	1	1	3	4.5	
Kennesaw State	12/22/21	*	20	2	6	.333	2	5	.400	0	0	.000	0	2	2	3.2	3	0	2	0	0	1	6	4.6	
No. 13 Ohio State	1/2/22	*	31	3	8	.375	0	4	.000	2	4	.500	3	4	7	3.5	5	1	1	1	0	0	8	4.8	
at No. 10 Michigan St.	1/5/22	*	26	1	3	.333	1	3	.333	0	0	.000	1	3	4	3.5	1	0	1	1	0	1	3	4.7	
at Rutgers	1/8/22	*	22	2	4	.500	0	2	.000	0	0	.000	0	4	4	3.5	3	0	0	3	0	0	4	4.7	
No. 25 Illinois	1/11/22	*	34	2	5	.400	2	2	1.000	0	0	.000	0	6	6	3.7	4	0	0	0	0	0	6	4.8	
at No. 7 Purdue	1/14/22	*	31	3	9	.333	1	3	.333	0	0	.000	2	6	8	3.9	3	0	1	3	1	1	7	4.9	
Indiana	1/17/22	*	25	3	7	.429	2	4	.500	1	3	.333	1	2	3	3.9	3	0	0	1	0	0	9	5.1	
No. 11 Wisconsin	1/27/22	*	28	3	8	.375	2	4	.500	3	4	.750	0	5	5	3.9	2	0	1	1	1	2	11	5.4	
<b>Totals</b>			<b>19</b>	<b>435</b>	<b>35</b>	<b>102</b>	<b>.343</b>	<b>18</b>	<b>64</b>	<b>.281</b>	<b>15</b>	<b>23</b>	<b>.652</b>	<b>13</b>	<b>62</b>	<b>75</b>	<b>3.9</b>	<b>46</b>	<b>1</b>	<b>14</b>	<b>22</b>	<b>6</b>	<b>9</b>	<b>103</b>	<b>5.4</b>

SEASON/NEB/CAREER HIGHS

<b>Points</b>	9, Two times (1/17/22)
Season:	9, Two times (1/17/22)
NEB Career:	25, Rutgers (3/1/21)
College Career:	Same
<b>Rebounds</b>	8, at Purdue (1/14/22)
Season:	8, at Purdue (1/14/22)
NEB Career:	13, at Iowa (3/4/21)
College Career:	Same
<b>Field Goals</b>	3, Five times (last, 1/17/22)
Season:	3, Five times (last, 1/17/22)
NEB Career:	9, Rutgers (3/1/21)
College Career:	Same
<b>3-Point Field Goals</b>	2, Six times (last, 1/17/22)
Season:	2, Six times (last, 1/17/22)
NEB Career:	5, Rutgers (3/1/21)
College Career:	Same
<b>Free Throws</b>	3, Two times (last, 1/2/22)
Season:	3, Two times (last, 1/2/22)
NEB Career:	3, four times (last, 1/2/22)
College Career:	3, five times (last, 1/2/22)
<b>Free Throw Attempts</b>	5, vs. Creighton (11/16/21)
Season:	5, vs. Creighton (11/16/21)
NEB Career:	Same
College Career:	Same
<b>Assists</b>	2, Three times (last, 12/22/21)
Season:	2, Three times (last, 12/22/21)
NEB Career:	4, South Dakota (12/1/20)
College Career:	Same
<b>Steals</b>	2 Wisconsin (1/27/22)
Season:	2 Wisconsin (1/27/22)
NEB Career:	2, Three times (last, 1/27/22)
College Career:	2, Four times (last, 1/27/22)
<b>Blocks</b>	1, Six times (last, 1/27/22)
Season:	1, Six times (last, 1/27/22)
NEB Career:	3, Wisconsin (12/22/20)
College Career:	Same
<b>Minutes Played</b>	36, Tennessee State (11/23/21)
Season:	36, Tennessee State (11/23/21)
NEB Career:	37, Illinois (2/12/21)
College Career:	Same

NOTING LAT MAYEN

- Returning frontcourt starter who is finding his groove after being sidelined by an ankle injury
- Finished with a season-high 11 points and five rebounds against No. 11 Wisconsin
- Tied his season high with nine points, including 2-of-4 from 3-point range, in the loss to Indiana
- Led NU with eight rebounds and added seven points in the loss at No. 7 Purdue
- Had six points, including 2-of-2 from 3-point range, and six rebounds in the loss to No. 25 Illinois
- Finished with eight points and matched his season high with seven rebounds in the loss to No. 13 Ohio State
- Had six points, two rebounds and a pair of assists in the win over Kennesaw State
- Finished with six points and a season-high seven rebounds in 26 minutes against No. 18 Auburn
- Had eight points and four rebounds in 16 minutes at NC State
- Totaled eight points and two boards in 18 minutes in the win over Idaho State
- Had nine points and five boards in 20 minutes against Creighton
- Was one of two Huskers to start all 27 games in 2020-21, as he averaged 8.6 points and 4.5 rebounds per game
- Ranked fourth on the team in scoring and third in rebounding while shooting 35 percent from 3-point range
- Averaged 13.3 points and 6.3 rebounds per game in his final four games, shooting 40 percent from 3-point range
- Posted his first career double-double with 14 points and a career-high 13 rebounds at No. 5 Iowa
- Scorched the nets for a career-high 25 points on 9-of-11 shooting, including five 3-pointers, against Rutgers
- Rated the No. 18 JUCO player nationally in 2019-20 at Chipola (Fla.) College, as he averaged 11.8 points, 8.4 rebounds and 2.7 assists per game
- Shot 38 percent from 3-point range while posting eight double-doubles on the year
- Played in 17 games at TCU in 2018-19 before a knee injury ended his redshirt freshman season
- Was one of the top recruits in Australia in the 2017 class, as he was a four-star recruit and the No. 2 ranked player in Australia by AUSA Hoops
- Was a member of the Australian National Program, playing in the 2016 Albert Schweitzer Tournament in Germany on the U18 team and was in the U19 National Team program.
- Averaged 12.0 points, 5.3 rebounds and 0.8 assists for Basketball Australia Centre of Excellence during the 2016-17 season, shooting 39.5 percent from 3-point range



#13 - DERRICK WALKER | JR. | F | 6-9 | 239 | KANSAS CITY, MO.



CAREER STATS

Year	GP	GS	Min	Avg	Total					Rebounds					PF	FO	Ast	TO	Blk	Stl	Pts	Avg			
					FG	FGA	Pct	3FG	3FGA	Pct	FT	FTA	Pct	Off									Def	Tot	Avg
2017-18*	34	0	299	8.8	28	47	.596	0	0	.000	10	25	.400	29	46	75	2.2	43	0	9	21	7	3	66	1.9
2018-19*	30	0	160	5.3	10	19	.526	0	0	.000	5	19	.263	8	24	32	1.1	28	0	7	6	3	6	25	0.8
2020-21	16	16	332	20.8	42	70	.600	0	1	.000	10	22	.455	23	52	75	4.7	48	1	25	26	13	13	94	5.9
2021-22	20	20	524	26.2	82	119	.689	0	1	.000	26	37	.703	38	82	120	6.0	56	2	28	37	20	20	190	9.5
<b>TOTAL</b>	<b>36</b>	<b>36</b>	<b>856</b>	<b>23.8</b>	<b>124</b>	<b>189</b>	<b>.656</b>	<b>0</b>	<b>2</b>	<b>.000</b>	<b>36</b>	<b>59</b>	<b>.610</b>	<b>61</b>	<b>134</b>	<b>195</b>	<b>5.4</b>	<b>104</b>	<b>3</b>	<b>53</b>	<b>63</b>	<b>33</b>	<b>33</b>	<b>284</b>	<b>7.9</b>
All*	100	36	1315	13.2	162	255	.635	0	2	.000	51	103	.495	98	204	302	3.0	175	3	69	90	43	42	375	3.8

\* Statistics from Tennessee

MISC. STATS

Category	2021-22	Career*
Double-Figure Scoring	11	15
Double-Figure Rebounding	3	3
Double-Figure Assists	0	0
Double-Doubles	3	3
Led NU in Scoring	2	2
Led NU in Rebounding	9	9
Led NU in Assists	2	4
20+ Point Games	0	0
30+ Point Games	0	0

\*Includes Tennessee

2021-22 GAME-BY-GAME TOTALS

Opponent	Date	GS	Min	TOTAL			3-PTS			FT	FTA	Pct	REBOUNDS			PF	FO	A	TO	Blk	Stl	Pts	Avg		
				FG	FGA	Pct	3FG	3FGA	Pct				Off	Def	Tot									Avg	
W. Illinois	11/9/21	*	29	1	3	.333	0	1	.000	2	2	1.000	2	6	8	8.0	2	0	0	1	1	0	4	4.0	
Sam Houston	11/12/21	*	20	2	2	1.000	0	0	.000	3	4	.750	3	5	8	8.0	4	0	0	2	2	1	7	5.5	
Creighton	11/16/21	*	19	0	2	.000	0	0	.000	0	0	.000	3	2	5	7.0	2	0	3	1	2	0	0	3.7	
Idaho State	11/19/21	*	21	5	5	1.000	0	0	.000	4	5	.800	0	3	3	6.0	2	0	0	2	0	0	14	6.3	
Southern	11/21/21	*	22	7	8	.875	0	0	.000	1	2	.500	0	4	4	5.6	3	0	3	2	2	0	15	8.0	
Tennessee State	11/23/21	*	29	7	7	1.000	0	0	.000	2	6	.333	0	6	6	5.7	3	0	0	1	1	0	16	9.3	
South Dakota	11/27/21	*	19	6	7	.857	0	0	.000	1	1	1.000	1	4	5	5.6	1	0	0	1	1	1	13	9.9	
at NC State	12/1/21	*	50	5	8	.625	0	0	.000	2	2	1.000	4	9	13	6.5	4	0	4	3	2	2	12	10.1	
at Indiana	12/4/21	*	24	4	5	.800	0	0	.000	0	1	.000	3	1	4	6.2	4	0	0	1	0	2	8	9.9	
Michigan	12/7/21	*	19	0	0	.000	0	0	.000	1	2	.500	1	3	4	6.0	2	0	0	0	1	0	1	9.0	
vs. No. 18 Auburn	12/11/21	*	30	4	4	1.000	0	0	.000	2	2	1.000	5	5	10	6.4	3	0	4	0	2	2	10	9.1	
Kansas State	12/19/21	*	33	3	5	.600	0	0	.000	0	0	.000	3	6	9	6.6	2	0	1	6	1	1	6	8.8	
Kennesaw State	12/22/21	*	24	4	5	.800	0	0	.000	3	3	1.000	2	2	4	6.4	1	0	1	2	3	1	11	9.0	
No. 13 Ohio State	1/2/22	*	35	6	10	.600	0	0	.000	3	4	.750	3	7	10	6.6	3	0	1	3	0	4	15	9.4	
at No. 10 Michigan St.	1/5/22	*	32	8	9	.889	0	0	.000	0	0	.000	0	1	1	6.3	1	0	2	4	1	2	16	9.9	
at Rutgers	1/8/22	*	23	6	11	.545	0	0	.000	0	1	.000	2	4	6	6.3	3	0	1	0	1	1	12	10.0	
No. 25 Illinois	1/11/22	*	28	7	11	.636	0	0	.000	0	0	.000	3	4	7	6.3	2	0	2	2	0	1	14	10.2	
at No. 7 Purdue	1/14/22	*	19	3	8	.375	0	0	.000	2	2	1.000	2	2	4	6.2	5	1	2	3	0	0	8	10.1	
Indiana	1/17/22	*	19	2	3	.667	0	0	.000	0	0	.000	1	3	4	6.1	4	0	0	1	0	1	4	9.8	
No. 11 Wisconsin	1/27/22	*	30	2	6	.333	0	0	.000	0	0	.000	0	5	5	6.0	5	1	4	2	0	1	4	9.5	
<b>Totals</b>			<b>20</b>	<b>524</b>	<b>82</b>	<b>119</b>	<b>.689</b>	<b>0</b>	<b>1</b>	<b>.000</b>	<b>26</b>	<b>37</b>	<b>.703</b>	<b>38</b>	<b>82</b>	<b>120</b>	<b>6.0</b>	<b>56</b>	<b>2</b>	<b>28</b>	<b>37</b>	<b>20</b>	<b>20</b>	<b>190</b>	<b>9.5</b>

SEASON/NEB/CAREER HIGHS

<b>Points</b>	Season:	16, Two times (last, 1/5/22)
	NEB Career:	Same
	College Career:	Same
<b>Rebounds</b>	Season:	13, at NC State (12/1/21)
	NEB Career:	Same
	College Career:	Same
<b>Field Goals</b>	Season:	8, at Michigan State (1/5/22)
	NEB Career:	Same
	College Career:	Same
<b>3-Point Field Goals</b>	Season:	None
	NEB Career:	None
	College Career:	None
<b>Free Throws</b>	Season:	4, Idaho State (11/19/21)
	NEB Career:	Same
	College Career:	Same
<b>Free Throw Attempts</b>	Season:	6, Tennessee State (11/23/21)
	NEB Career:	Same
	College Career:	Same
<b>Assists</b>	Season:	4, Three times (last, 1/27/22)
	NEB Career:	6, vs. Penn State (3/10/21)
	College Career:	Same
<b>Steals</b>	Season:	4, Ohio State (1/2/22)
	NEB Career:	Same
	College Career:	Same
<b>Blocks</b>	Season:	3, Kennesaw State (12/22/21)
	NEB Career:	3, Two Times (last, 12/22/21)
	College Career:	Same
<b>Minutes Played</b>	Season:	50, at NC State (12/1/21)
	NEB Career:	Same
	College Career:	Same

NOTING DERRICK WALKER

- *School Record Holder for Most Consecutive Field Goals (15, Nov. 21-27, 2021)*
- Graduated from Nebraska in May of 2021 and was the first member of his family to earn a college degree
- Is putting together his best season, posting career highs in both scoring and rebounding while shooting 69 percent from the field
- Had four points, five rebounds and four assists before fouling out against No. 11 Wisconsin
- Held to eight points in just 20 minutes at No. 7 Purdue as he battled foul trouble
- Reached double figures for the fifth straight game with 14 points, seven rebounds and two assists against No. 25 Illinois
- Had 12 points and six rebounds in 23 minutes at Rutgers as he battled foul trouble in the first half
- Matched his career high with 16 points on 8-of-9 shooting and added two steals at No. 10 Michigan State
- Posted his third double-double of the season with 15 points, 10 rebounds and a career-high four steals in the OT loss to No. 13 OSU
- Grabbed nine rebounds and had six points in 33 minutes vs. Kansas State
- Recorded his second double-double of the season against No. 18 Auburn with 10 points, 10 rebounds as well as season bests in assists (four), steals (two) and blocked shots (two) in 30 minutes
- Posted his first career double-double with 12 points and a career-high 13 rebounds along with four assists, two blocks and two steals in 50 minutes at NC State
- Reached double figures for the fourth straight game with 13 points and five boards against South Dakota
- Hit all seven shots from the field in posting a career high 16 points and six boards against Tennessee State
- Set a career high with 15 points on 7-of-8 shooting, four rebounds, three assists and two blocks in the win over Southern
- Matched his career high with 14 points on 5-of-5 shooting and three boards vs. Idaho State
- Totaled eight points, seven rebounds and two blocks in 20 minutes against Sam Houston
- Had four points and eight rebounds in the loss to Western Illinois in the season opener
- Started all 16 games after he was eligible in January of 2021, averaging 5.9 ppg on 60 percent shooting and 4.8 caroms per game
- Closed the 2020-21 season with one of his best performances of the season - an eight-point, eight-rebound, six-assist performance against Penn State in the Big Ten Tournament
- Missed NU's first 11 games after an NCAA suspension dating back from his time at Tennessee
- Played in 30 games at Tennessee in 2018-19 as the Volunteers reached the NCAA Sweet 16
- Helped the Volunteers to an SEC title in 2017-18, playing in 34 games and averaging 1.9 points and 2.2 rebounds per outing
- A four-star prospect by ESPN who played at Sunrise (Kan.) Christian Academy, averaging 14 points and seven rebounds per game in 2016-17
- Played on MOKAN Elite AAU program with NBA stars Trae Young and Michael Porter Jr.
- Spent freshman-junior years at Raytown High School, the alma mater of former Husker great and current Los Angeles Clippers Coach Tyrron Lue



CAREER STATS

Year	GP	GS	Min	Avg	Total					Rebounds															
					FG	FGA	Pct	3FG	3FGA	Pct	FT	FTA	Pct	Off	Def	Tot	Avg	PF	FO	Ast	TO	Blk	Stl	Pts	Avg
2017-18*	28	3	378	13.5	53	118	.449	47	104	.452	4	7	.571	9	43	52	1.9	43	0	12	14	6	12	157	5.6
2018-19*	25	25	751	30.0	119	278	.428	87	219	.397	27	32	.844	17	121	138	5.5	55	0	21	19	17	8	352	14.1
2019-20*	30	28	966	32.2	157	344	.456	101	254	.398	55	69	.797	25	162	187	6.2	60	0	29	27	18	20	470	15.7
2020-21	14	1	137	9.8	15	40	.375	12	36	.333	3	4	.750	2	14	16	1.1	4	0	5	2	1	1	45	3.2
2021-22	8	0	71	8.9	4	14	.286	3	13	.231	1	2	.500	1	6	7	0.9	7	0	2	1	1	2	12	1.5
<b>TOTAL</b>	<b>22</b>	<b>1</b>	<b>208</b>	<b>9.5</b>	<b>19</b>	<b>54</b>	<b>.352</b>	<b>15</b>	<b>49</b>	<b>.306</b>	<b>4</b>	<b>6</b>	<b>.667</b>	<b>3</b>	<b>20</b>	<b>23</b>	<b>1.0</b>	<b>11</b>	<b>0</b>	<b>7</b>	<b>3</b>	<b>2</b>	<b>3</b>	<b>57</b>	<b>2.6</b>
<b>All*</b>	<b>105</b>	<b>57</b>	<b>2304</b>	<b>21.9</b>	<b>348</b>	<b>804</b>	<b>.433</b>	<b>250</b>	<b>626</b>	<b>.399</b>	<b>90</b>	<b>114</b>	<b>.789</b>	<b>54</b>	<b>346</b>	<b>400</b>	<b>3.8</b>	<b>169</b>	<b>0</b>	<b>69</b>	<b>63</b>	<b>43</b>	<b>43</b>	<b>1036</b>	<b>9.9</b>

\* Statistics from Indianapolis

MISC. STATS

Category	2021-22	Career*
Double-Figure Scoring	0	52
Double-Figure Rebounding	0	2
Double-Figure Assists	0	0
Double-Doubles	0	2
Led NU in Scoring	0	0
Led NU in Rebounding	0	0
Led NU in Assists	0	0
20+ Point Games	0	15
30+ Point Games	0	0

\*-Includes Indianapolis

2021-22 GAME-BY-GAME TOTALS

Opponent	Date	GS	Min	TOTAL			3-PTS			REBOUNDS			Avg	PF	FO	A	TO	Blk	Stl	Pts	Avg		
				FG	FGA	Pct	3FG	3FGA	Pct	FT	FTA	Pct										Off	Def
W. Illinois	11/9/21	4	0	0	.000	0	0	.000	0	0	.000	0	0	0	0.0	1	0	0	0	0	0	0.0	
Sam Houston	11/12/21	DNP																					
Creighton	11/16/21	DNP																					
Idaho State	11/19/21	5	0	2	.000	0	2	.000	0	0	.000	0	1	1	0.5	1	0	0	0	0	0	0.0	
Southern	11/21/21	3	0	1	.000	0	1	.000	1	2	.500	0	0	0	0.3	0	0	0	0	0	1	0.3	
Tennessee State	11/23/21	DNP																					
South Dakota	11/27/21	DNP																					
at NC State	12/1/21	DNP																					
at Indiana	12/4/21	DNP																					
Michigan	12/7/21	DNP																					
vs. No. 18 Auburn	12/11/21	10	1	3	.333	1	3	.333	0	0	.000	0	1	1	0.5	1	0	0	0	0	3	1.0	
Kansas State	12/13/21	DNP																					
Kennesaw State	12/22/21	15	3	5	.600	2	4	.500	0	0	.000	0	1	1	0.6	1	0	1	0	1	8	2.4	
No. 13 Ohio State	1/2/22	6	0	1	.000	0	1	.000	0	0	.000	0	0	0	0.5	1	0	0	0	0	0	2.0	
at No. 10 Michigan St.	1/5/22	11	0	0	.000	0	0	.000	0	0	.000	0	2	2	0.7	0	0	0	0	1	0	1.7	
at Rutgers	1/8/22	17	0	2	.000	0	2	.000	0	0	.000	1	1	2	0.9	2	0	1	1	1	0	1.5	
No. 25 Illinois	1/11/22	DNP																					
at No. 7 Purdue	1/14/22	DNP																					
Indiana	1/17/22	DNP																					
No. 11 Wisconsin	1/27/22	DNP																					
<b>Total</b>		<b>71</b>	<b>4</b>	<b>14</b>	<b>.286</b>	<b>3</b>	<b>13</b>	<b>.231</b>	<b>1</b>	<b>2</b>	<b>.500</b>	<b>1</b>	<b>6</b>	<b>7</b>	<b>0.9</b>	<b>7</b>	<b>0</b>	<b>2</b>	<b>1</b>	<b>1</b>	<b>2</b>	<b>12</b>	<b>1.5</b>

SEASON/NEB/CAREER HIGHS

<b>Points</b>	8, Kennesaw State (12/22/21)
<b>Season:</b>	12, Doane (12/17/20)
<b>NEB Career:</b>	27, Elmhurst (11/14/18)
<b>College Career:</b>	
<b>Rebounds</b>	2, at Two times (last, 1/8/22)
<b>Season:</b>	6, Doane (12/17/20)
<b>NEB Career:</b>	16, Quincy (1/3/19)
<b>College Career:</b>	
<b>Field Goals</b>	3, Kennesaw State (12/22/21)
<b>Season:</b>	4, Doane (12/17/20)
<b>NEB Career:</b>	9, Three times (last, 2/20/20)
<b>College Career:</b>	
<b>3-Point Field Goals</b>	2, Kennesaw State (12/22/21)
<b>Season:</b>	4, Doane (12/17/20)
<b>NEB Career:</b>	7, Five times (last, 2/20/20)
<b>College Career:</b>	
<b>Free Throws</b>	1, Southern (11/21/21)
<b>Season:</b>	3, at Iowa (3/4/21)
<b>NEB Career:</b>	8, Two times (last, 1/9/20)
<b>College Career:</b>	
<b>Free Throw Attempts</b>	2, Southern (11/21/21)
<b>Season:</b>	3, at Iowa (3/4/21)
<b>NEB Career:</b>	9, Southern Indiana (1/9/20)
<b>College Career:</b>	
<b>Assists</b>	1, Two times (last, 1/8/22)
<b>Season:</b>	2, Doane (12/17/20)
<b>NEB Career:</b>	4, at William Jewell (2/17/18)
<b>College Career:</b>	
<b>Steals</b>	1, Two times (last, 1/5/22)
<b>Season:</b>	1, Three times (last, 1/5/22)
<b>NEB Career:</b>	4, Truman State (2/15/20)
<b>College Career:</b>	
<b>Blocks</b>	1, at Rutgers (1/8/22)
<b>Season:</b>	1, Two times (1/9/22)
<b>NEB Career:</b>	4, vs. Truman State (3/7/20)
<b>College Career:</b>	
<b>Minutes Played</b>	17, at Rutgers (1/8/22)
<b>Season:</b>	26, Doane (12/17/20)
<b>NEB Career:</b>	44, at Illinois-Springfield (2/1/20)
<b>College Career:</b>	

NOTING TREVOR LAKES

- Is in his second season at Nebraska after transferring from Division II University of Indianapolis, but is out indefinitely with a shoulder injury
- Played 17 minutes at Rutgers with an assist and a blocked shot
- Was held scoreless in 11 minutes against No. 10 Michigan State
- Came off the bench and scored a season-high eight points, including a pair of 3-pointers, in 15 minutes vs. Kennesaw State
- Saw his first action since Nov. 21 against No. 18 Auburn, finishing with three points and a rebound in 10 minutes of work
- Had played just 12 minutes in NU's first 10 contests
- Was originally slated to redshirt in 2020-21, but was ruled eligible on Dec. 17, 2020, and played in 14 games, averaging 3.2 points and 1.1 rebounds per game
- Saw more time after the departure of Teddy Allen, averaging 4.8 ppg in his final four games, including six points at No. 5 Iowa and five points at Northwestern and against Penn State at the Big Ten Tournament
- Established season highs in points (12), rebounds (six), assists (two) and minutes (26) against Doane, when he hit 4-of-5 shots from 3-point range
- Averaged 15.7 points and 6.2 rebounds per game last season while leading his conference in 3-pointers per game (3.4/gm) for the second straight year, helping Indianapolis to a 24-6 record and a No. 1 seed in the 2020 NCAA Division II Regional Tournament
- Collected All-GLVC honors as a sophomore in 2018-19, as he led the team in scoring at 14.1 ppg, while pulling down 5.5 rebounds per contest. Lakes paced the conference with 3.5 3-pointers per game and shot 39.7 percent from 3-point range, while ranking among conference leaders in scoring (11th) and rebounding (12th)
- Played at Lebanon High School, averaging 22.5 points, 6.7 rebounds and 1.5 blocks per game as a senior en route to earning IBCA Honorable Mention All-State honors

#23 - KEON EDWARDS | FR. | G | 6-7 | 204 | HOUSTON, TEXAS



CAREER STATS

Year	GP	GS	Min	Avg	Total					Rebounds					PF	FO	Ast	TO	Blk	Stl	Pts	Avg			
					FG	FGA	Pct	3FG	3FGA	Pct	FT	FTA	Pct	Off									Def	Tot	Avg
2020-21*	5	0	39	7.8	3	9	.333	1	3	.333	2	2	1.000	2	2	4	0.8	5	0	0	1	0	0	9	1.8
2021-22	13	5	90	6.9	3	17	.176	0	13	.000	1	2	.500	3	7	10	0.8	11	0	2	3	0	2	7	0.5
<b>TOTAL</b>	<b>13</b>	<b>5</b>	<b>90</b>	<b>6.9</b>	<b>3</b>	<b>17</b>	<b>.176</b>	<b>0</b>	<b>13</b>	<b>.000</b>	<b>1</b>	<b>2</b>	<b>.500</b>	<b>3</b>	<b>7</b>	<b>10</b>	<b>0.8</b>	<b>11</b>	<b>0</b>	<b>2</b>	<b>3</b>	<b>0</b>	<b>2</b>	<b>7</b>	<b>0.5</b>
<b>All*</b>	<b>18</b>	<b>5</b>	<b>129</b>	<b>7.2</b>	<b>6</b>	<b>26</b>	<b>.231</b>	<b>1</b>	<b>16</b>	<b>.063</b>	<b>3</b>	<b>4</b>	<b>.750</b>	<b>5</b>	<b>9</b>	<b>14</b>	<b>0.8</b>	<b>16</b>	<b>0</b>	<b>2</b>	<b>4</b>	<b>0</b>	<b>2</b>	<b>16</b>	<b>0.9</b>

\*-Statistics from DePaul

MISC. STATS

Category	2021-22	Career
Double-Figure Scoring	0	0
Double-Figure Rebounding	0	0
Double-Figure Assists	0	0
Double-Doubles	0	0
Led NU in Scoring	0	0
Led NU in Rebounding	0	0
Led NU in Assists	0	0
20+ Point Games	0	0
30+ Point Games	0	0

2021-22 GAME-BY-GAME TOTALS

Opponent	Date	GS	Min	TOTAL			3-PTS			FT	FTA	Pct	REBOUNDS			PF	FO	A	TO	Blk	Stl	Pts	Avg	
				FG	FGA	Pct	3FG	3FGA	Pct				Off	Def	Tot									Avg
W. Illinois	11/9/21	0	6	0	0	.000	0	0	.000	0	0	.000	1	0	1	1.0	2	0	0	0	0	0	0.0	
Sam Houston	11/12/21	2	0	1	.000	0	1	.000	0	0	.000	0	0	0	0.5	2	0	0	0	0	0	0.0		
Creighton	11/16/21	5	0	1	.000	0	1	.000	0	0	.000	1	1	2	1.0	0	0	1	0	0	1	0.0		
Idaho State	11/19/21	* 15	1	1	1.000	0	0	.000	0	0	.000	0	0	0	0.8	1	0	0	0	0	0	2	0.5	
Southern	11/21/21	* 11	0	2	.000	0	2	.000	0	0	.000	0	1	1	0.8	1	0	0	2	0	0	0	0.4	
Tennessee State	11/23/21	* 9	1	4	.250	0	3	.000	0	0	.000	0	2	2	1.0	1	0	0	0	0	1	2	0.7	
South Dakota	11/27/21	* 12	0	3	.000	0	3	.000	0	0	.000	0	1	1	1.0	0	0	0	0	0	0	0	0.6	
at NC State	12/1/21	* 4	0	1	.000	0	1	.000	0	0	.000	1	0	1	1.0	0	0	0	0	0	0	0	0.5	
at Indiana	12/4/21	1	0	0	.000	0	0	.000	0	0	.000	0	0	0	0.9	0	0	0	0	0	0	0	0.4	
Michigan	12/7/21	11	1	3	.333	0	1	.000	0	0	.000	0	0	0	0.8	2	0	0	1	0	0	2	0.6	
vs. No. 18 Auburn	12/11/21	DNP																						
Kansas State	12/19/21	DNP																						
Kennesaw State	12/22/21	3	0	0	.000	0	0	.000	1	2	.500	0	1	1	0.8	0	0	1	0	0	0	1	0.6	
No. 13 Ohio State	1/2/22	DNP																						
at No. 10 Michigan State	1/5/22	DNP																						
at Rutgers	1/8/22	4	0	0	.000	0	0	.000	0	0	.000	0	0	0	0.8	0	0	0	0	0	0	0	0.6	
No. 25 Illinois	1/11/22	DNP																						
at No. 7 Purdue	1/14/22	7	0	1	.000	0	1	.000	0	0	.000	0	1	1	0.8	2	0	0	0	0	0	0	0.5	
Indiana	1/17/22	DNP																						
No. 11 Wisconsin	1/27/22	DNP																						
<b>Totals</b>		<b>5</b>	<b>90</b>	<b>3</b>	<b>17</b>	<b>.176</b>	<b>0</b>	<b>13</b>	<b>.000</b>	<b>1</b>	<b>2</b>	<b>.500</b>	<b>3</b>	<b>7</b>	<b>10</b>	<b>0.8</b>	<b>11</b>	<b>0</b>	<b>2</b>	<b>3</b>	<b>0</b>	<b>2</b>	<b>7</b>	<b>0.5</b>

SEASON/NEB/CAREER HIGHS

<b>Points</b>	2, Three times (last, 12/7/21)
<b>Season:</b>	3, at Creighton (2/24/21)
<b>College Career:</b>	
<b>Rebounds</b>	
<b>Season:</b>	2, Tennessee State (11/23/21)
<b>College Career:</b>	2, Two times (last, 11/23/21)
<b>Field Goals</b>	
<b>Season:</b>	1, Three times (last, 11/23/21)
<b>College Career:</b>	1, Five times (last, 11/23/21)
<b>3-Point Field Goals</b>	
<b>Season:</b>	None
<b>College Career:</b>	1, at Creighton (2/24/21)
<b>Free Throws</b>	
<b>Season:</b>	1, Kennesaw State (12/22/21)
<b>College Career:</b>	2, vs. UConn (3/11/21)
<b>Free Throw Attempts</b>	
<b>Season:</b>	2, Kennesaw State (12/22/21)
<b>College Career:</b>	2, vs. UConn (3/11/21)
<b>Assists</b>	
<b>Season:</b>	1, Two times (last, 12/22/21)
<b>College Career:</b>	Same
<b>Steals</b>	
<b>Season:</b>	1, Two times (last, 11/23/21)
<b>College Career:</b>	Same
<b>Blocks</b>	
<b>Season:</b>	None
<b>College Career:</b>	Same
<b>Minutes Played</b>	
<b>Season:</b>	15, Idaho State (11/19/21)
<b>College Career:</b>	Same

NOTING KEON EDWARDS

- Second-year player who provides the Huskers with size, shooting and athleticism from the wing and has added 20 pounds since getting on to campus in June
- Grabbed a rebound in seven minutes off the bench at No. 7 Purdue
- Has played just seven minutes since Dec. 7, with three against Kennesaw State and four against Rutgers
- Had two points in 10 minutes of work against Michigan
- Started five games replacing Trey McGowens during non-conference play
- Tallied two points and two boards in nine minutes in the win over Tennessee State
- Made his first career start against Idaho State, finishing with two points in 15 minutes of work
- Has two rebounds and an assist in five minutes against Creighton
- Grabbed an offensive rebound in his minutes of work off the bench against Western Illinois
- Reclassified in December of 2021 and played at DePaul the second semester, totaled nine points and four rebounds in 39 minutes for the Blue Demons
- Played in 14 minutes against UConn in the Big East Tournament and set season bests with three points and two rebounds at Creighton
- Was No. 41 by ESPN.com in the 2021 class before reclassifying, as he was the No. 8 small forward in the class
- Played at Hillcrest (Ariz.) Prep in 2019-20, averaging 14.3 points, 5.5 rebounds, 2.6 assists, 2.4 steals and 1.9 blocks per game while shooting 43 percent from beyond the arc
- Participated in a pair of USA Basketball Men's Junior National Team minicamps in July and October of 2019



#30 - KEISEI TOMINAGA | SO. | G | 6-2 | 178 | MORIYAMA NAGOYA AICHI, JAPAN



CAREER STATS

Year	GP	GS	Min	Avg	Total					Rebounds					PF	FO	Ast	TO	Blk	Stl	Pts	Avg			
					FG	FGA	Pct	3FG	3FGA	Pct	FT	FTA	Pct	Off									Def	Tot	Avg
2021-22	20	11	407	20.4	52	130	.400	33	92	.359	11	14	.786	3	27	30	1.5	18	0	14	8	0	21	148	7.4
<b>TOTAL</b>	<b>20</b>	<b>11</b>	<b>407</b>	<b>20.4</b>	<b>52</b>	<b>130</b>	<b>.400</b>	<b>33</b>	<b>92</b>	<b>.359</b>	<b>11</b>	<b>14</b>	<b>.786</b>	<b>3</b>	<b>27</b>	<b>30</b>	<b>1.5</b>	<b>18</b>	<b>0</b>	<b>14</b>	<b>8</b>	<b>0</b>	<b>21</b>	<b>148</b>	<b>7.4</b>

MISC. STATS

Category	2021-22	Career
Double-Figure Scoring	7	7
Double-Figure Rebounding	0	0
Double-Figure Assists	0	0
Double-Doubles	0	0
Led NU in Scoring	3	3
Led NU in Rebounding	0	0
Led NU in Assists	0	0
20+ Point Games	1	1
30+ Point Games	0	0

2021-22 GAME-BY-GAME TOTALS

Opponent	Date	GS	Min	TOTAL			3-PTS			FT	FTA	Pct	REBOUNDS			PF	FO	A	TO	Blk	Stl	Pts	Avg	
				FG	FGA	Pct	3FG	3FGA	Pct				Off	Def	Tot									Avg
W. Illinois	11/9/21	18	1	5	.200	1	5	.200	0	0	.000	0	1	1	1.0	0	0	0	0	0	3	3	3.0	
Sam Houston	11/12/21	10	0	2	.000	0	2	.000	0	0	.000	1	1	2	1.5	0	0	0	0	0	0	0	1.5	
Creighton	11/16/21	10	0	2	.000	0	1	.000	0	0	.000	0	0	0	1.0	0	0	0	0	0	1	0	1.0	
Idaho State	11/19/21	17	4	7	.571	1	4	.250	2	3	.667	0	1	1	1.0	1	0	0	0	0	0	11	3.5	
Southern	11/21/21	11	3	6	.500	2	5	.400	3	4	.750	0	2	2	1.2	1	0	0	0	0	0	11	5.0	
Tennessee State	11/23/21	8	1	4	.250	0	2	.000	0	0	.000	0	0	0	1.0	0	0	0	0	0	0	2	4.5	
South Dakota	11/27/21	22	8	11	.727	5	6	.833	2	2	1.000	0	0	0	0.9	2	0	2	2	0	0	2	7.1	
at NC State	12/1/21	44	5	14	.357	5	11	.455	1	1	1.000	1	1	2	1.0	1	0	0	2	2	2	16	8.3	
at Indiana	12/4/21	* 22	2	7	.286	1	5	.200	0	0	.000	0	3	3	1.2	1	0	0	0	0	1	5	7.9	
Michigan	12/7/21	* 34	4	14	.286	3	11	.273	0	0	.000	0	3	3	1.4	0	0	1	0	0	0	11	8.2	
vs. No. 18 Auburn	12/11/21	* 24	1	5	.200	1	4	.250	0	0	.000	0	2	2	1.5	0	0	1	0	0	3	3	7.7	
Kansas State	12/19/21	* 33	3	13	.231	2	10	.200	0	0	.000	0	4	4	1.7	1	0	0	1	0	3	8	7.8	
Kennesaw State	12/22/21	* 27	7	12	.583	4	7	.571	0	0	.000	0	1	1	1.6	2	0	2	2	0	1	18	8.5	
No. 13 Ohio State	1/2/22	* 17	2	5	.400	1	4	.250	2	2	1.000	0	0	0	1.5	1	0	1	0	0	0	7	8.4	
at No. 10 Michigan St.	1/5/22	* 21	1	4	.250	1	4	.250	0	0	.000	0	2	2	1.5	2	0	1	1	0	1	3	8.1	
at Rutgers	1/8/22	* 22	2	5	.400	2	5	.400	0	0	.000	0	1	1	1.5	2	0	2	0	0	0	6	7.9	
No. 25 Illinois	1/11/22	* 26	3	6	.500	2	3	.667	0	0	.000	0	2	2	1.5	1	0	1	0	0	1	8	7.9	
at No. 7 Purdue	1/14/22	* 16	4	5	.800	2	3	.667	1	2	.500	1	2	3	1.6	1	0	1	0	0	2	11	8.1	
Indiana	1/17/22	* 16	1	2	.500	0	0	.000	0	0	.000	0	0	0	1.5	1	0	1	1	0	1	2	7.8	
No. 11 Wisconsin	1/27/22	9	0	1	.000	0	0	.000	0	0	.000	0	1	1	1.5	1	0	1	1	0	0	0	7.4	
<b>Totals</b>		<b>11</b>	<b>407</b>	<b>52</b>	<b>130</b>	<b>.400</b>	<b>33</b>	<b>92</b>	<b>.359</b>	<b>11</b>	<b>14</b>	<b>.786</b>	<b>3</b>	<b>27</b>	<b>30</b>	<b>1.5</b>	<b>18</b>	<b>0</b>	<b>14</b>	<b>8</b>	<b>0</b>	<b>21</b>	<b>148</b>	<b>7.4</b>

SEASON/NEB/CAREER HIGHS

<b>Points</b>	23, South Dakota (11/27/21)
<b>Rebounds</b>	4, Kansas State (12/19/21)
<b>Field Goals</b>	8, South Dakota (11/27/21)
<b>3-Point Field Goals</b>	5, Two Times (last, 12/1/21)
<b>Free Throws</b>	3, Southern (11/21/21)
<b>Free Throw Attempts</b>	4, Southern (11/21/21)
<b>Assists</b>	2, Three times (last, 1/8/22)
<b>Steals</b>	3, Three times (last, 12/19/21)
<b>Blocks</b>	None
<b>Minutes Played</b>	43, at NC State (12/1/21)

NOTING KEISEI TOMINAGA

- Junior college transfer who has become a fan favorite with his shooting ability and love of basketball
- Was scoreless in nine minutes off the bench against No. 11 Wisconsin
- Led NU with 11 points - all in the second half - on 4-of-5 shooting along with three boards and two steals at No. 7 Purdue
- Had eight points, two rebounds, an assist and a steal in 26 minutes against No. 25 Illinois
- Finished with seven points and an assist in 17 minutes against No. 13 Ohio State
- Led NU with 18 points on 7-of-12 shooting, including four 3-pointers, in the win over Kennesaw State
- Totaled eight points and a career-high four rebounds in the loss to Kansas State
- Reached double figures for the fifth time in a seven-game stretch with 11 points and three boards vs. Michigan
- Had 16 points, including five 3-pointers and two steals in a career-high 44 minutes at NC State
- Keyed NU's win over South Dakota with a career-high 23 points on 8-of-11 shooting, including 5-of-6 from 3-point range, while also adding two assists and two steals in 22 minutes
- Reached double figures for the second straight game with 11 points and two boards in 11 minutes against Southern
- Had a then-season-high 11 points in 17 minutes off the bench against Idaho State
- Came off the bench in the opener vs. Western Illinois and had three points and a team-high three steals in 18 minutes of work
- Represented Japan in 3x3 Basketball in the 2020 Tokyo Olympics, finishing third in scoring (6.9 ppg), fourth in 1-point shooting (74 percent) and seventh in 3-point shooting (36 percent) in helping Japan to the medal round
  - Spent two seasons at Ranger (Texas) College, helping the program to a 22-4 record and a NJCAA National Tournament semifinals appearance in 2021, and 50 wins in two seasons at the school
  - Connected on 198 3-pointers in the last two years, hitting at a 48 percent clip in that span
  - Earned second-team NJCAA All-America honors, averaging 16.3 points per game on 51 percent shooting, ranking ninth in 3-point per game (3.4/gm) and 19th in 3-point percentage (48.7)
- Led Ranger to the semifinals of the 2021 NJCAA Tournament, averaging 20.3 points, 3.5 rebounds and 2.5 assists per game and earning a spot on the all-tournament team
  - Had a 39-point effort, including a school-record 11 3-pointers in 2020-21
  - Earned first-team all-conference recognition in 2019-20, averaging 16.8 ppg on 55 percent shooting, including 48 percent from 3-point range, as Ranger went 28-3 before the pandemic ended the season
  - His father, Hiroyuki, was a center on the Japan national team and played in the 1998 FIBA World Championship and played professionally in Japan for a decade

#32 - WILHELM BREIDENBACH | FR. | F | 6-10 | 227 | RANCHO SANTA MARGARITA, CALIF.



CAREER STATS

Year	GP	GS	Min	Avg	Total					Rebounds					PF	FO	Ast	TO	Blk	Stl	Pts	Avg			
					FG	FGA	Pct	3FG	3FGA	Pct	FT	FTA	Pct	Off									Def	Tot	Avg
2021-22	10	0	157	15.7	14	39	.359	3	20	.150	6	12	.500	7	20	27	2.7	33	2	6	7	6	10	37	3.7
<b>TOTAL</b>	<b>10</b>	<b>0</b>	<b>157</b>	<b>15.7</b>	<b>14</b>	<b>39</b>	<b>.359</b>	<b>3</b>	<b>20</b>	<b>.150</b>	<b>6</b>	<b>12</b>	<b>.500</b>	<b>7</b>	<b>20</b>	<b>27</b>	<b>2.7</b>	<b>33</b>	<b>2</b>	<b>6</b>	<b>7</b>	<b>6</b>	<b>10</b>	<b>37</b>	<b>3.7</b>

MISC. STATS

Category	2021-22	Career
Double-Figure Scoring	0	0
Double-Figure Rebounding	0	0
Double-Figure Assists	0	0
Double-Doubles	0	0
Led NU in Scoring	0	0
Led NU in Rebounding	0	0
Led NU in Assists	0	0
20+ Point Games	0	0
30+ Point Games	0	0

2021-22 GAME-BY-GAME TOTALS

Opponent	Date	GS	Min	TOTAL			3-PTS			FT	FTA	Pct	REBOUNDS			PF	FO	A	TO	Blk	Stl	Pts	Avg	
				FG	FGA	Pct	3FG	3FGA	Pct				Off	Def	Tot									Avg
W. Illinois	11/9/21	11	0	3	.000	0	2	.000	0	0	.000	0	0	0	0.0	4	0	0	1	1	1	0	0.0	
Sam Houston	11/12/21	17	1	3	.333	0	1	.000	1	1	1.000	1	2	3	1.5	5	1	0	1	1	1	3	1.5	
Creighton	11/16/21	18	1	5	.200	1	3	.333	0	0	.000	0	2	2	1.7	3	0	2	0	2	0	3	2.0	
Idaho State	11/19/21	16	3	6	.500	2	5	.400	1	2	.500	1	2	3	2.0	3	0	2	0	0	0	9	3.8	
Southern	11/21/21	19	2	4	.500	0	2	.000	0	2	.000	0	4	4	2.4	3	0	1	1	0	0	4	3.8	
Tennessee State	11/23/21	10	0	2	.000	0	1	.000	0	0	.000	0	0	0	2.0	3	0	0	0	0	0	0	3.2	
South Dakota	11/27/21	21	0	0	.000	0	0	.000	3	5	.600	1	4	5	2.4	2	0	1	1	0	5	3	3.1	
at NC State	12/1/21	14	3	6	.500	0	3	.000	0	1	.000	1	2	2.4	5	1	0	2	1	1	6	3.5		
at Indiana	12/4/21	17	2	3	.667	0	1	.000	1	1	1.000	0	4	4	2.6	4	0	0	0	1	0	5	3.7	
Michigan	12/7/21	14	2	7	.286	0	2	.000	0	0	.000	3	1	4	2.7	1	0	0	1	0	2	4	3.7	
vs. No. 18 Auburn	12/11/21	DNP																						
Kansas State	12/19/21	DNP																						
Kennesaw State	12/22/21	DNP																						
No. 13 Ohio State	1/2/22	DNP																						
at No. 10 Michigan State	1/5/22	DNP																						
at Rutgers	1/8/22	DNP																						
No. 25 Illinois	1/11/22	DNP																						
at No. 7 Purdue	1/14/22	DNP																						
Indiana	1/17/22	DNP																						
No. 11 Wisconsin	1/27/22	DNP																						
<b>Totals</b>		<b>0</b>	<b>157</b>	<b>14</b>	<b>39</b>	<b>.359</b>	<b>3</b>	<b>20</b>	<b>.150</b>	<b>6</b>	<b>12</b>	<b>.500</b>	<b>7</b>	<b>20</b>	<b>27</b>	<b>2.7</b>	<b>33</b>	<b>2</b>	<b>6</b>	<b>7</b>	<b>6</b>	<b>10</b>	<b>37</b>	<b>3.7</b>

SEASON/NEB/CAREER HIGHS

Points	
Season:	9, Idaho State (11/19/21)
Rebounds	
Season:	5, South Dakota (11/27/21)
Field Goals	
Season:	3, Two times (last, 12/1/21)
3-Point Field Goals	
Season:	2, Idaho State (11/19/21)
Free Throws	
Season:	3, South Dakota (11/27/21)
Free Throw Attempts	
Season:	5, South Dakota (11/27/21)
Assists	
Season:	2, Idaho State (11/19/21)
Steals	
Season:	5, South Dakota (11/27/21)
Blocks	
Season:	2, Creighton (11/16/21)
Minutes Played	
Season:	21, South Dakota (11/27/21)

NOTING WILHELM BREIDENBACH

- Top 100 recruit who brings a combination of size and skill along with a high basketball IQ
- Underwent season-ending surgery on Dec. 22, as he suffered a leg injury in the second half of the Michigan game on Dec. 7
- Had four points and four rebounds against Michigan before leaving the game early in the second half
- Gave NU 17 good minutes off the bench with five points, four boards and a blocked shot against Indiana
- Had six points, two rebounds and a blocked shot in 14 minutes before fouling out at NC State
- Made a major impact vs. South Dakota without taking a shot, setting season bests in steals (five), rebounds (five) and minutes (21)
- Played just nine minutes because of foul trouble vs. Tennessee State
- Finished with four points and four rebounds in 19 minutes against Southern
- Had nine points, three boards and two assists vs. Idaho State, scoring six of his points in an 11-0 first half run
- Finished with three points, two boards, two assists and two blocked shots in 18 minutes against Creighton
- Totaled three points, three boards, a block and steal in 17 minutes against Sam Houston
- A four-star prospect, he ranked No. 75 in the 2021 ESPN100 and was ranked No. 97 nationally in the 247Sports Composite, which combines all of the major recruiting services
- Was a four-year starter at Mater Dei High School and legendary Coach Gary McKnight, scoring nearly 1,300 points and more than 750 rebounds
- Starred in a frontcourt with three Division I signees, averaging 15.5 points, 7.0 rebounds and 2.8 assists per game in 21 contests before suffering a season-ending knee injury after Mater Dei was 24-0
  - Averaged 11.9 points and 8.0 rebounds per game during his junior season, as Mater Dei went 25-8 and reached the CIF Open Division Regional semifinals
  - Played his AAU ball with Team Why Not on the EYBL circuit, helping the team to a runner-up finish in the 2019 Peach Jam
  - Selected NU over Marquette, Michigan, Cal and Utah



CAREER STATS

Year	GP	GS	Min	Avg	Total			3FG			FT			Rebounds		PF	FO	Ast	TO	Blk	Stl	Pts	Avg
					FG	FGA	Pct	3FG	3FGA	Pct	FT	FTA	Pct	Off	Def								
2021-22	DNP																						

MISC. STATS

Category	2021-22	Career
Double-Figure Scoring	0	0
Double-Figure Rebounding	0	0
Double-Figure Assists	0	0
Double-Doubles	0	0
Led NU in Scoring	0	0
Led NU in Rebounding	0	0
Led NU in Assists	0	0
20+ Point Games	0	0
30+ Point Games	0	0

2021-22 GAME-BY-GAME TOTALS

Opponent	Date	GS	Min	TOTAL			3-PTS			FT			REBOUNDS		PF	FO	A	TO	Blk	Stl	Pts	Avg
				FG	FGA	Pct	3FG	3FGA	Pct	FT	FTA	Pct	Off	Def								
W. Illinois	11/9/21			DNP																		
Sam Houston	11/12/21			DNP																		
Creighton	11/16/21			DNP																		
Idaho State	11/19/21			DNP																		
Southern	11/21/21			DNP																		
Tennessee State	11/23/21			DNP																		
South Dakota	11/23/21			DNP																		
at NC State	12/1/21			DNP																		
at Indiana	12/4/21			DNP																		
Michigan	12/7/21			DNP																		
vs. No. 18 Auburn	12/11/21			DNP																		
Kansas State	12/19/21			DNP																		
Kennesaw State	12/22/21			DNP																		
No. 13 Ohio State	1/2/22			DNP																		
at No. 10 Michigan State	1/5/22			DNP																		
at Rutgers	1/8/22			DNP																		
No. 25 Illinois	1/11/22			DNP																		
at No. 7 Purdue	1/14/22			DNP																		
Indiana	1/17/22			DNP																		
No. 11 Wisconsin	1/27/22			DNP																		

SEASON/NEB/CAREER HIGHS

Points	None
Season:	None
Rebounds	None
Season:	None
Field Goals	None
Season:	None
3-Point Field Goals	None
Season:	None
Free Throws	None
Season:	None
Free Throw Attempts	None
Season:	None
Assists	None
Season:	None
Steals	None
Season:	None
Blocks	None
Season:	None
Minutes Played	None
Season:	None

NOTING OLEG KOJENETS

- Seven-foot center who provides frontcourt depth and an evolving skill set who is expected to redshirt
- Was a three-star recruit by both 247Sports and Rivals and was ranked in the top-100 nationally by 247Sports prior to his senior season. He was rated No. 208 nationally and the No. 26 center nationally, in the 2020-21 247Sports Composite
- Was limited to just nine games at Western Reserve Academy in Ohio because of COVID-19, but teamed with Wisconsin freshman Markus Ilver
- Played for Zalgiris Kaunas' U-18 team at the 2020 adidas Next Generation Tournament, averaging 6.8 points on 50 percent shooting and 4.0 rebounds per game
- Represented Lithuania at the 2019 FIBA U16 European Championships, averaging 9.1 points, 6.3 rebounds and 1.7 blocked shots per game while shooting 49 percent from the field
- Both parents played at UNC Wilmington, as his father (Aleh) was a 6-foot-11 center who played in 114 games and an NCAA Tournament appearance in 2000 before playing professionally overseas
- His mother (Jurgita), was a 6-foot-6 center who holds the school record with 10 blocked shots in a game and ranks in the top-five at UNCW for blocks in season (71, 1998-99) and career (122, 1997-2000).



## #35 - EDUARDO ANDRE | FR. | F | 6-11 | 236 | LONDON, ENGLAND



## CAREER STATS

Year	GP	GS	Total										Rebounds												
			Min	Avg	FG	FGA	Pct	3FG	3FGA	Pct	FT	FTA	Pct	Off	Def	Tot	Avg	PF	FO	Ast	TO	Blk	Stl	Pts	Avg
2020-21	20	0	176	8.8	22	34	.647	0	0	.000	9	20	.450	12	31	43	2.2	41	1	9	9	5	5	53	2.7
2021-22	18	0	207	11.5	22	38	.579	0	1	.000	17	34	.500	19	43	62	3.4	40	2	6	26	5	12	61	3.4
<b>TOTAL</b>	<b>38</b>	<b>0</b>	<b>383</b>	<b>10.1</b>	<b>44</b>	<b>72</b>	<b>.611</b>	<b>0</b>	<b>1</b>	<b>.000</b>	<b>26</b>	<b>54</b>	<b>.481</b>	<b>31</b>	<b>74</b>	<b>105</b>	<b>2.8</b>	<b>81</b>	<b>3</b>	<b>15</b>	<b>35</b>	<b>10</b>	<b>17</b>	<b>114</b>	<b>3.0</b>

## MISC. STATS

Category	2021-22	Career
Double-Figure Scoring	1	1
Double-Figure Rebounding	0	0
Double-Figure Assists	0	0
Double-Doubles	0	0
Led NU in Scoring	0	0
Led NU in Rebounding	1	1
Led NU in Assists	0	0
20+ Point Games	0	0
30+ Point Games	0	0

## 2021-22 GAME-BY-GAME TOTALS

Opponent	Date	GS	Min	TOTAL			3-PTS			FT	FTA	Pct	REBOUNDS			PF	FO	A	TO	Blk	Stl	Pts	Avg	
				FG	FGA	Pct	3FG	3FGA	Pct				Off	Def	Tot									Avg
W. Illinois	11/9/21		DNP																					
Sam Houston	11/12/21	15	3	4	.750	0	0	.000	5	6	.833	2	5	7	7.0	0	0	0	0	1	1	11	11.0	
Creighton	11/16/21	13	1	5	.200	0	0	.000	2	2	1.000	0	3	3	5.0	1	0	0	1	0	1	4	7.5	
Idaho State	11/19/21	5	0	2	.000	0	1	.000	0	0	.000	2	0	2	4.0	2	0	0	2	0	0	0	5.0	
Southern	11/21/21	13	4	5	.800	0	0	.000	0	0	.000	1	1	2	3.5	2	0	1	0	0	0	8	5.8	
Tennessee State	11/23/21	5	0	0	.000	0	0	.000	1	2	.500	1	0	1	3.0	1	0	0	1	0	0	1	4.8	
South Dakota	11/27/21	12	1	2	.500	0	0	.000	1	4	.250	2	3	5	3.3	2	0	0	0	0	0	3	4.5	
at NC State	12/1/21		DNP																					
at Indiana	12/4/21	14	1	2	.500	0	0	.000	0	0	.000	1	2	3	3.3	1	0	1	2	0	2	2	4.1	
Michigan	12/7/21	12	0	0	.000	0	0	.000	4	6	.667	4	2	6	3.6	5	1	0	2	1	1	4	4.1	
vs. No. 18 Auburn	12/11/21	12	0	2	.000	0	0	.000	0	0	.000	0	1	1	3.3	1	0	0	4	0	0	0	3.7	
Kansas State	12/19/21	7	0	0	.000	0	0	.000	0	1	.000	1	2	3	3.3	4	0	1	1	0	0	0	3.3	
Kennesaw State	12/22/21	13	1	2	.500	0	0	.000	1	2	.500	1	4	5	3.5	4	0	0	2	0	1	3	3.3	
No. 13 Ohio State	1/2/22	10	2	2	1.000	0	0	.000	0	0	.000	0	3	3	3.4	2	0	1	1	0	2	4	3.3	
at No. 10 Michigan St.	1/5/22	8	1	1	1.000	0	0	.000	2	4	.500	1	2	3	3.4	5	1	0	0	2	1	4	3.4	
at Rutgers	1/8/22	14	3	4	.750	0	0	.000	0	1	.000	0	3	3	3.4	1	0	0	2	1	1	6	3.6	
Illinois	1/11/22	12	1	2	.500	0	0	.000	0	1	.000	0	4	4	3.4	2	0	0	1	1	1	2	3.5	
at No. 7 Purdue	1/14/22	13	2	3	.667	0	0	.000	1	5	.200	0	2	2	3.3	4	0	1	4	0	0	5	3.6	
Indiana	1/17/22	21	2	2	1.000	0	0	.000	0	0	.000	2	3	5	3.4	1	0	1	1	0	0	4	3.6	
No. 11 Wisconsin	1/27/22	7	0	0	.000	0	0	.000	0	0	.000	1	3	4	3.4	2	0	0	2	1	0	0	3.4	
<b>Totals</b>		<b>0</b>	<b>207</b>	<b>22</b>	<b>38</b>	<b>.579</b>	<b>0</b>	<b>1</b>	<b>.000</b>	<b>17</b>	<b>34</b>	<b>.500</b>	<b>19</b>	<b>43</b>	<b>62</b>	<b>3.4</b>	<b>40</b>	<b>2</b>	<b>6</b>	<b>26</b>	<b>5</b>	<b>12</b>	<b>61</b>	<b>3.4</b>

## SEASON/NEB/CAREER HIGHS

<b>Points</b>	Season: 11, Sam Houston (11/12/21)
<b>NEB Career:</b>	Same
<b>Rebounds</b>	Season: 7, Sam Houston (11/12/21)
<b>NEB Career:</b>	Same
<b>Field Goals</b>	Season: 4, Southern (11/21/21)
<b>NEB Career:</b>	4, Two times (last, 11/21/21)
<b>3-Point Field Goals</b>	Season: None
<b>NEB Career:</b>	Same
<b>Free Throws</b>	Season: 5, Sam Houston (11/12/21)
<b>NEB Career:</b>	Same
<b>Free Throw Attempts</b>	Season: 6, Two times (last, 12/7/21)
<b>NEB Career:</b>	Same
<b>Assists</b>	Season: 1, Six times (last, 1/17/22)
<b>NEB Career:</b>	2, Two times (last, 3/4/21)
<b>Steals</b>	Season: 2, Two times (last 1/2/22)
<b>NEB Career:</b>	2, Three times (last, 1/2/22)
<b>Blocks</b>	Season: 1, Five times (last, 1/27/22)
<b>NEB Career:</b>	2, Doane (12/17/20)
<b>Minutes Played</b>	Season: 21, Indiana (1/17/22)
<b>NEB Career:</b>	Same

## NOTING EDUARDO ANDRE

- Second-year freshman who possesses size (6-foot-11) and wingspan (7-foot-5) while adding nearly 15 pounds from last season
- Grabbed four rebounds in seven minutes of work against No. 11 Wisconsin
- Played a career-high 21 minutes against Indiana, finishing with four points and five rebounds
- Finished with five points and two rebounds in 13 minutes at No. 7 Purdue
- Totaled two points and four rebounds in 12 minutes against No. 25 Illinois
- Finished with six points on 3-of-4 shooting and three rebounds in 14 minutes at Rutgers
- Had four points, three rebounds and two steals in eight minutes at No. 10 Michigan State before fouling out
- Gave the Huskers 10 good minutes off the bench against No. 13 Ohio State with four points, three boards and two steals
- Finished with five rebounds and three points in 13 minutes against Kennesaw State
- Totaled four points and six rebounds - including four offensive boards - against Michigan
- Had three rebounds, two steals and a basket in 14 minutes at Indiana
- Gave the Huskers good minutes against South Dakota, grabbing five rebounds and adding two points in 12 minutes
- Hit 4-of-5 shots and grabbed two rebounds in 13 minutes against Southern
- Grabbed two offensive rebounds in five minutes off the bench against Idaho
- Had four points and three boards in 13 minutes against Creighton
- Put together one of his best games in the win over Sam Houston, setting career highs in points (11) and rebounds (seven) in 15 minutes, providing a spark off the bench
- Appeared in 20 games as a true freshman, averaging 2.7 points on nearly 65 percent shooting and 2.2 rebounds per game
- Played more extensively in the final stretch of the year, averaging 4.7 ppg on 80 percent shooting and 2.8 rpg over his final six contests
- Played one of his best games of the 2020-21 season against Minnesota with seven points and six boards in 15 minutes
- Made his debut against Doane on Dec. 17, 2020, finishing with nine points on 4-of-4 shooting, four rebounds and two blocked shots after missing NU's first six games due to Big Ten protocols
- Three-star recruit who averaged 10.3 points, 9.8 rebounds and 3.9 blocked shots per game at AZ Compass Prep as a high school senior in 2019-20
- Moved to America prior to his sophomore season and spent two years at Woodrow Wilson High School in Dallas, averaging 12.3 points, 11.5 rebounds and 4.3 blocks per game and was named district defensive player of the year
- Was a late bloomer to the sport, as he didn't start playing basketball competitively until he was 14 years old and grew up playing soccer
- Chose NU over offers from Illinois, Maryland and Texas A&M among others

#4 - JACKSON CRONIN | FR. | G | 6-1 | 187 | GREAT NECK, N.Y.



CAREER STATS

Year	GP	GS	Min	Avg	Total							Rebounds																			
					FG	FGA	Pct	3FG	3FGA	Pct	FT	FTA	Pct	Off	Def	Tot	Avg	PF	FO	Ast	TO	Blk	Stl	Pts	Avg						
2021-22	8	0	9	1.1	0	2	.000	0	0	.000	0	0	.000	0	0	.000	0	1	1	0.1	0	0	0	0	0	0	0	0	0	0	0.0
<b>TOTAL</b>	<b>8</b>	<b>0</b>	<b>9</b>	<b>1.1</b>	<b>0</b>	<b>2</b>	<b>.000</b>	<b>0</b>	<b>0</b>	<b>.000</b>	<b>0</b>	<b>0</b>	<b>.000</b>	<b>0</b>	<b>0</b>	<b>.000</b>	<b>0</b>	<b>1</b>	<b>1</b>	<b>0.1</b>	<b>0</b>	<b>0</b>	<b>0</b>	<b>0</b>	<b>0</b>	<b>0</b>	<b>0</b>	<b>0</b>	<b>0</b>	<b>0.0</b>	

NOTING JACKSON CRONIN

- One of two walk-ons added this season, as Cronin earned first-team all-county honors after averaging 21.3 points, 8.0 rebounds and 6.1 assists per game at Great Neck North High School in 2020-21
- Was a four-year performer and two-time All-Nassau County selection, averaging more than 20 points per game as a junior and senior
- Played in the Maccabi Pan American games in 2019 for the U16 USA Team, earning a gold medal.
- Father (Steve) played collegiately at Tufts

#12 - SAM HOIBERG | FR. | G | 6-0 | 184 | LINCOLN, NEB.



CAREER STATS

Year	GP	GS	Min	Avg	Total							Rebounds																		
					FG	FGA	Pct	3FG	3FGA	Pct	FT	FTA	Pct	Off	Def	Tot	Avg	PF	FO	Ast	TO	Blk	Stl	Pts	Avg					
2021-22	DNP																													
<b>TOTAL</b>	<b>DNP</b>																													

NOTING SAM HOIBERG

- Walk-on who is in his first season at Nebraska after averaging 14.9 points, 4.2 rebounds and 3.8 assists at Lincoln Pius X High School in 2020-21
- Garnered honorable-mention all-state honors as a senior helping the school to an 18-4 mark and berth in the Class A (largest class) state tournament
- Was a two-year starter at Pius X, averaging 14.5 ppg, 4.5 rpg and 3.5 apg in his first season at the school after moving to Lincoln
- Is an accomplished golfer who helped Pius X to state runner-up honors in 2021
- Is the son of NU Head Coach Fred Hoiberg, who played collegiately at Iowa State and in the NBA for a decade, while his oldest brother Jack, spent four seasons at Michigan State before transferring to UT-Arlington for the 2021-22 campaign

#15 - CHRIS MCGRAW | SO. | G | 6-0 | 176 | COLUMBUS, OHIO



CAREER STATS


Year	GP	GS	Min	Avg	Total							Rebounds																	
					FG	FGA	Pct	3FG	3FGA	Pct	FT	FTA	Pct	Off	Def	Tot	Avg	PF	FO	Ast	TO	Blk	Stl	Pts	Avg				
2018-19*	4	0	6	1.5	0	1	.000	0	0	.000	0	0	.000	0	0	.000	0	0	0	0.0	0	0	0	2	0	0	0	0	0.0
2021-22	6	0	8	1.3	0	0	.000	0	0	.000	0	0	.000	0	0	.000	0	0	0	0.0	0	0	1	0	0	0	0	0.0	
<b>TOTAL</b>	<b>6</b>	<b>0</b>	<b>8</b>	<b>1.3</b>	<b>0</b>	<b>0</b>	<b>.000</b>	<b>0</b>	<b>0</b>	<b>.000</b>	<b>0</b>	<b>0</b>	<b>.000</b>	<b>0</b>	<b>0</b>	<b>.000</b>	<b>0</b>	<b>0</b>	<b>0</b>	<b>0.0</b>	<b>0</b>	<b>0</b>	<b>1</b>	<b>0</b>	<b>0</b>	<b>0</b>	<b>0</b>	<b>0.0</b>	
<b>All*</b>	<b>10</b>	<b>0</b>	<b>14</b>	<b>1.4</b>	<b>0</b>	<b>1</b>	<b>.000</b>	<b>0</b>	<b>0</b>	<b>.000</b>	<b>0</b>	<b>0</b>	<b>.000</b>	<b>0</b>	<b>0</b>	<b>.000</b>	<b>0</b>	<b>0</b>	<b>0</b>	<b>0.0</b>	<b>0</b>	<b>0</b>	<b>1</b>	<b>2</b>	<b>0</b>	<b>0</b>	<b>0</b>	<b>0.0</b>	

\* Statistics from Ohio University

NOTING CHRIS MCGRAW

- Walk-on who is in his second season at Nebraska after transferring from Division III Otterbein University, where he did not play last season because of injury
- Began his collegiate career at Ohio University in 2018-19, playing in four games and recording two assists in six minutes of action
- Was a teammate of Trey McGowens at Hargrave Military Academy in 2017-18, as the team went 33-4 and was ranked fourth nationally

#21 - JACE PIATKOWSKI | R-FR. | G | 6-3 | 177 | OMAHA, NEB.



CAREER STATS

Year	GP	GS	Min	Avg	Total							Rebounds													
					FG	FGA	Pct	3FG	3FGA	Pct	FT	FTA	Pct	Off	Def	Tot	Avg	PF	FO	Ast	TO	Blk	Stl	Pts	Avg
2020-21	10	0	18	1.8	1	1	1.000	1	1	1.000	1	2	.500	1	1	2	0.2	0	0	0	1	0	0	4	0.4
2021-22	DNP																								
<b>TOTAL</b>	<b>10</b>	<b>0</b>	<b>18</b>	<b>1.8</b>	<b>1</b>	<b>1</b>	<b>1.000</b>	<b>1</b>	<b>1</b>	<b>1.000</b>	<b>1</b>	<b>2</b>	<b>.500</b>	<b>1</b>	<b>1</b>	<b>2</b>	<b>0.2</b>	<b>0</b>	<b>0</b>	<b>0</b>	<b>1</b>	<b>0</b>	<b>0</b>	<b>4</b>	<b>0.4</b>

NOTING JACE PIATKOWSKI

- Third-year walk-on who played in 10 games in 2020-21, including seven times in Big Ten play
- Made his debut and hit a 3-pointer in a season-high four minutes against McNeese State
- Played at Elkhorn South, averaging 18.6 points and 3.3 rebounds per game as a senior, to earn honorable-mention all-state honors from the Omaha World-Herald
- His father (Eric) played at Nebraska from 1991-94 and spent 14 years in the NBA
- The elder Piatkowski ranks second in school history with 1,934 points and was a two-time All-Big Eight pick and 1994 Big Eight Tournament MVP

2021-22 BOXSCORES

WESTERN ILLINOIS 75, NEBRASKA 74



Official Basketball Box Score - Final  
Western Ill. at Nebraska  
11/19/21 Pinnacle Bank Arena, Lincoln  
Nebraska vs. Western Ill.

Game Time: 7:01 PM  
Game Duration: 2:08  
Attendance: 15,312

Officials: Steve Munkins, John Floyd, Scott Siville

Western Ill. - 75

Record: 1-0

NO. Name	Min	FG		3P		FT		Rebounds		Fouls		TP	AS	TO	ST	Blocks		+/-
		M-A	M-A	M-A	M-A	OR	DR	OR	DR	PF	FD					BS	BA	
2 Tarnell Pearson	F	25:02	3-9	0-2	0-0	2	2	4	1	1	6	2	2	1	0	0	1	12
25 Will Carius	F	32:43	4-15	2-8	1-3	3	3	6	5	2	11	1	3	0	0	0	0	-1
44 Luka Barsic	F	15:37	5-11	2-6	0-0	2	7	9	2	1	12	1	2	1	0	0	1	1
15 Colton Sandage	G	17:54	3-9	1-6	0-0	1	2	3	5	0	7	3	1	0	0	0	0	5
5 Trenton Massner	G	32:49	8-16	4-8	1-3	0	8	8	5	4	21	1	4	0	0	0	0	0
11 Jadrian Flores	F	15:36	1-2	0-1	0-1	2	4	6	4	2	2	2	1	2	0	1	-5	
24 George Dixon	F	21:52	3-4	0-0	2-3	7	2	9	1	3	8	0	3	0	0	0	0	-9
22 KJ Lee	G	08:41	0-2	0-1	1-2	0	2	2	0	1	1	1	1	0	0	0	0	0
3 Cameron Burrell	G	20:58	3-8	0-0	1-2	5	3	8	1	4	7	0	1	2	1	0	0	0
13 Braden Lamar	G	04:48	0-1	0-1	0-0	0	0	0	1	0	0	0	0	1	0	0	0	0
<b>Totals</b>			30-77	9-33	6-14	23	34	57	25	18	75	11	18	7	1	3	1	

Technical Fouls: NONE

Nebraska - 74

Record: 0-1

NO. Name	Min	FG		3P		FT		Rebounds		Fouls		TP	AS	TO	ST	Blocks		+/-
		M-A	M-A	M-A	M-A	OR	DR	OR	DR	PF	FD					BS	BA	
13 Derrick Walker	F	28:13	1-3	0-1	2-2	2	6	8	2	2	4	0	1	0	1	0	0	-5
0 C.J. Wilcher	G	32:12	2-4	2-4	1-2	0	3	3	1	7	1	3	0	0	0	0	0	-6
1 Alonzo Verge Jr.	G	34:28	9-20	1-2	7-9	2	11	13	2	5	26	5	3	0	1	1	6	
2 Trey McGowens	G	25:43	3-6	0-0	3-6	1	2	3	3	5	9	0	2	3	0	0	0	3
5 Bryce McGowens	G	39:21	7-18	1-6	10-12	0	6	6	1	7	25	0	2	1	0	0	0	-6
30 Keisei Tominaga	F	17:53	1-5	1-5	0-0	1	1	0	4	3	0	0	0	3	0	0	0	-1
32 Wilhelm Breidenbach	G	11:38	0-3	0-2	0-0	0	0	0	4	1	0	0	1	1	1	0	0	-9
23 Keon Edwards	G	06:12	0-0	0-0	0-0	1	0	1	2	0	0	0	0	0	0	0	0	0
14 Trevor Lakes	G	04:20	0-0	0-0	0-0	0	0	0	1	0	0	0	0	0	0	0	0	-3
<b>Totals</b>			23-59	5-20	23-31	7	30	37	18	25	74	6	12	8	3	1	1	

Technical Fouls: NONE

Biggest lead	WU		NEB	
	1st	2nd	1st	2nd
Best Scoring Run	9 (2 <sup>nd</sup> 10:41)	12 (1 <sup>st</sup> 13:57)	7 (1 <sup>st</sup> 6:54)	12 (1 <sup>st</sup> 13:57)
Lead Changes	12	9	9	12
Times Tied	9	9	9	9
Time with Lead	19:02	16:37	16:37	19:02

Shooting By Period	
1 <sup>st</sup> FG%	11-33 33.3%
3PT%	2-11 18.2%
FT%	8-9 88.9%
2 <sup>nd</sup> FG%	12-26 46.2%
3PT%	3-9 33.3%
FT%	15-22 68.2%
GM FG%	23-59 39.0%
3PT%	5-20 25.0%
FT%	23-31 74.2%

Dead Ball Rebounds: 3.0

NEBRASKA 74, SAM HOUSTON 65



Official Basketball Box Score - Final  
Sam Houston at Nebraska  
11/19/21 Pinnacle Bank Arena, Lincoln, NE  
Nebraska vs. Sam Houston

Game Time: 7:31 PM  
Game Duration: 2:10  
Attendance: 15,474

Officials: Tim Stewart, Bryan Anselger, Kirk Smith

Sam Houston - 65

Record: 1-1

NO. Name	Min	FG		3P		FT		Rebounds		Fouls		TP	AS	TO	ST	Blocks		+/-
		M-A	M-A	M-A	M-A	OR	DR	OR	DR	PF	FD					BS	BA	
12 Tristan Ikepe	F	26:33	2-4	0-0	0-0	3	3	6	5	1	4	1	1	1	1	0	0	-9
1 Savion Flagg	G	35:37	12-22	5-10	2-6	3	8	11	2	5	31	2	6	1	0	2	-12	
Demarkus Lampley	G	35:58	2-14	2-9	1-2	0	4	4	2	0	7	2	2	0	0	2	-13	
11 Javon May	G	18:47	3-5	0-1	2-2	2	1	3	4	1	8	1	0	0	0	0	0	
24 Donte Powers	G	16:41	1-7	1-4	0-0	2	3	5	4	2	3	1	2	0	0	1	6	
13 Jaden Ray	F	27:46	3-6	0-2	0-0	0	1	1	4	2	6	3	4	1	0	1	-9	
40 Kian Scroggins	F	13:11	0-0	0-0	2-4	1	7	8	5	3	2	0	1	0	0	0	0	
2 Jarren Cook	F	16:20	1-4	1-4	1-2	1	0	1	1	1	4	0	0	0	0	0	0	
10 Damon Nicholas Jr.	G	05:51	0-2	0-0	0-0	1	0	1	2	0	0	0	0	0	1	0	0	
54 Kuba Karwowski	F	05:16	0-0	0-0	0-0	0	0	0	1	0	0	0	0	1	0	0	0	
<b>Totals</b>			24-64	9-30	8-16	16	29	45	30	15	65	10	18	4	1	6	-9	

Technical Fouls: Team 2<sup>nd</sup> 9:01

Nebraska - 74

Record: 1-1

NO. Name	Min	FG		3P		FT		Rebounds		Fouls		TP	AS	TO	ST	Blocks		+/-
		M-A	M-A	M-A	M-A	OR	DR	OR	DR	PF	FD					BS	BA	
11 Lat Mayen	F	18:12	0-4	0-4	0-0	0	0	0	0	0	0	0	1	0	0	0	0	8
13 Derrick Walker	F	19:39	2-2	0-0	3-4	3	5	8	4	4	7	0	2	1	2	0	0	11
1 Alonzo Verge Jr.	G	30:26	4-16	0-4	5-8	0	1	1	1	6	13	7	3	4	0	0	0	17
2 Trey McGowens	G	32:50	2-5	0-0	4-6	0	9	9	2	6	8	2	2	0	1	0	-1	
5 Bryce McGowens	G	35:42	9-13	4-7	7-9	1	4	5	2	7	29	1	1	0	1	0	15	
0 C.J. Wilcher	F	18:48	1-4	0-3	1-2	1	3	4	0	1	3	0	1	1	0	0	-3	
30 Keisei Tominaga	G	10:08	0-2	0-2	0-0	1	1	2	0	0	0	0	0	0	0	0	-9	
32 Wilhelm Breidenbach	F	16:59	1-3	0-1	1-1	1	2	3	5	2	3	0	1	1	1	0	0	
23 Keon Edwards	G	02:16	0-1	0-1	0-0	0	0	0	2	0	0	0	0	0	0	0	-2	
35 Eduardo Andre	F	15:00	3-4	0-0	5-6	2	5	7	0	4	11	0	0	1	1	1	6	
<b>Totals</b>			22-54	4-22	26-36	10	30	40	16	30	74	10	11	8	6	1	9	

Technical Fouls: McGowens 2<sup>nd</sup> 19:27

Biggest lead	SHSU		NEB	
	1st	2nd	1st	2nd
Best Scoring Run	10 (1 <sup>st</sup> 7:22)	11 (2 <sup>nd</sup> 0:35)	7 (1 <sup>st</sup> 13:57)	12 (1 <sup>st</sup> 13:57)
Lead Changes	14	14	9	12
Times Tied	4	4	9	12
Time with Lead	21:05	16:40	16:40	21:05

Game Notes: Pop warning Sam Houston #40 2nd half 11:58

CREIGHTON 77, NEBRASKA 69



Official Basketball Box Score - Final  
Creighton at Nebraska  
11/19/21 Pinnacle Bank Arena, Lincoln  
Nebraska vs. Creighton

Game Time: 6:01 PM  
Game Duration: 1:51  
Attendance: 15,939

Officials: Pat Driscoll, Tim Cougherty, Earl Watson

Creighton - 77

Record: 3-0

NO. Name	Min	FG		3P		FT		Rebounds		Fouls		TP	AS	TO	ST	Blocks		+/-
		M-A	M-A	M-A	M-A	OR	DR	OR	DR	PF	FD					BS	BA	
24 Arthur Kaluma	F	12:07	2-3	0-0	0-1	0	0	0	3	1	4	0	2	0	1	0	0	2
44 Ryan Hawkins	F	36:22	5-10	3-7	2-2	6	4	10	3	1	15	5	0	1	2	1	7	
11 Ryan Kalkbrenner	C	26:50	5-9	0-0	2-4	4	5	9	1	3	12	1	1	0	3	2	12	
2 Ryan Nembhard	G	33:24	6-11	4-5	6-9	1	4	5	3	8	22	5	5	2	0	0	6	
5 Alex O'Connell	G	36:55	5-14	2-8	1-2	0	9	9	0	1	13	2	4	1	0	0	8	
1 KeyShawn Feazell	G	10:56	1-3	0-0	0-1	0	3	3	1	2	2	1	0	0	0	0	-3	
4 Sherref Mitchell	G	16:38	2-6	0-1	0-0	0	2	2	2	1	4	0	4	0	0	1	6	
23 Trey Alexander	F	26:48	2-4	1-2	0-1	0	8	8	1	1	5	2	0	1	1	0	2	
<b>Totals</b>			28-60	10-23	11-20	13	37	50	14	18	77	16	16	5	7	5	8	

Technical Fouls: NONE

Nebraska - 69

Record: 1-2

NO. Name	Min	FG		3P		FT		Rebounds		Fouls		TP	AS	TO
----------	-----	----	--	----	--	----	--	----------	--	-------	--	----	----	----

NEBRASKA 82, SOUTHERN 59



Official Basketball Box Score - Final  
Southern U. at Nebraska  
11/21/21 Pinnacle Bank Arena, Lincoln  
Nebraska vs. Southern

Game Time: 3:01 PM  
Game Duration: 1:53  
Attendance: 15,265

Officials: Larry Scrotto, Kelly Pfeifer, King Whitehouse

Southern U. - 59

Record: 1-4

NO.	Name	Min	FG		3P		FT		Rebounds		Fouls		TP	AS	TO	ST	Blocks		+/-
			M/A	M/A	M/A	M/A	OR	DR	OR	DR	PF	FF					BS	BA	
0	Terrell Williams Jr.	3:57	3-10	0-2	2-2	0	4	4	4	2	8	2	2	2	0	0	0	0	-28
12	Damien Sears	16:20	0-2	0-0	0-0	1	2	3	3	0	0	0	0	2	0	0	0	0	-9
3	P.J. Byrd	34:08	1-6	0-2	0-0	1	4	5	2	1	2	6	2	0	0	0	0	-16	
5	Jayden Saddler	30:10	4-12	0-0	0-0	1	4	5	3	4	8	3	3	0	0	1	0	-20	
35	Tyrone Lyons	20:04	4-9	1-2	0-0	2	2	2	1	9	0	0	0	1	1	0	0	-5	
22	Brion Whitley	23:45	5-14	4-11	3-3	1	2	3	3	3	17	1	2	1	1	0	1	-15	
2	JQuan Ewing	23:40	4-7	0-1	2-2	2	3	5	1	3	10	0	4	1	0	0	0	-14	
4	Isaiah Rollins	06:33	0-3	0-2	0-0	0	1	1	1	3	0	0	0	0	0	0	0	-6	
30	Brendon Brooks	08:16	1-1	1-1	1-1	0	0	0	1	3	4	0	0	0	0	0	0	-5	
20	Gavin Harris	03:07	0-1	0-0	1-2	0	0	0	1	1	1	1	0	1	0	0	0	-4	
Team																			
Totals		22:55	6-21	9-10	8	22	30	23	18	59	12	16	5	1	3	2	3	-23	

Technical Fouls: NONE

Nebraska - 82

Record: 3-2

NO.	Name	Min	FG		3P		FT		Rebounds		Fouls		TP	AS	TO	ST	Blocks		+/-
			M/A	M/A	M/A	M/A	OR	DR	OR	DR	PF	FF					BS	BA	
11	Lat Mayen	17:07	1-4	0-3	0-0	0	1	1	1	0	2	0	1	0	0	0	0	9	
13	Derrick Walker	22:46	7-8	0-0	1-2	0	4	4	3	15	3	2	0	2	0	0	0	-21	
23	Keon Edwards	10:24	0-2	0-2	0-0	0	1	1	0	0	0	0	0	2	0	0	0	4	
1	Alonzo Verge Jr.	24:53	4-5	0-0	6-6	0	6	6	1	3	14	4	4	0	0	0	0	23	
5	Bryce McGowens	30:35	4-9	0-4	10-10	1	10	11	4	8	18	4	4	2	1	1	0	24	
0	C.J. Wilcher	25:21	1-3	1-3	0-0	2	2	2	0	2	3	4	1	0	0	0	0	22	
10	Kobe Webster	19:03	1-4	1-3	3-4	1	1	2	0	2	6	1	0	2	0	0	0	9	
30	Keisel Tominaga	11:01	3-6	2-5	3-4	0	2	2	1	2	11	0	0	0	0	0	0	8	
32	Wilhelm Breidenbach	19:11	2-4	0-2	0-2	0	4	4	3	1	4	1	1	0	0	0	0	5	
35	Eduardo Andre	12:59	4-5	0-0	0-0	1	1	2	3	8	1	0	0	0	0	0	0	7	
14	Trevor Lakes	03:13	0-1	0-1	1-2	0	0	0	1	1	0	0	0	0	0	0	0	-1	
4	Jackson Cronin	02:25	0-0	0-0	0-0	0	1	1	0	0	0	0	0	0	0	0	0	-5	
15	Chris McGraw	01:02	0-0	0-0	0-0	0	0	0	0	0	0	0	0	0	0	0	0	-3	
Team																			
Totals		27:51	4-23	24-30	3	35	38	18	23	82	18	15	4	3	1	23			

Technical Fouls: NONE

Biggest lead

SOU 0 (1<sup>st</sup> 20:00)

NEB 28 (2<sup>nd</sup> 2:34)

Best Scoring Run

7 (2<sup>nd</sup> 17:08)

9 (2<sup>nd</sup> 13:35)

Lead Changes

0

Times Tied

0

Time with Lead

00:00

39:30

Points from Turnovers	SOU	NEB	Period by Period Scoring		
			1st	2nd	TOT
Paint	6	23			
Second Chance	20	46			
Fast Breaks	5	13			
Bench	32	33			
TSU			30	37	59
NEB			39	43	82

NEBRASKA 79, TENNESSEE STATE 73

Official Basketball Box Score - Final  
Tennessee St. at Nebraska  
11/23/21 Pinnacle Bank Arena, Lincoln  
Nebraska vs. Tennessee State

Game Time: 8:03 PM  
Game Duration: 2:06  
Attendance: 15,238

Officials: Chris Beaver, Edwin Young, Michael Kils Jr.

Tennessee St. - 73

Record: 1-4

NO.	Name	Min	FG		3P		FT		Rebounds		Fouls		TP	AS	TO	ST	Blocks		+/-
			M/A	M/A	M/A	M/A	OR	DR	OR	DR	PF	FF					BS	BA	
4	Christian Brown	17:22	1-3	1-3	0-0	0	1	1	1	0	3	0	1	1	0	0	0	-16	
11	Kassim Nicholson	34:24	6-13	1-4	0-0	5	5	10	3	2	13	1	2	0	0	0	0	-2	
24	Jalen Dupree	15:37	1-5	0-2	0-0	1	5	6	3	1	2	1	1	1	0	0	0	-14	
1	Marcus Fitzgerald Jr.	26:16	3-7	2-5	1-6	0	2	2	1	3	9	1	4	1	0	0	0	-25	
21	Kenny Cooper	34:55	3-5	2-2	1-2	0	3	3	3	1	9	8	1	0	1	0	1	-1	
2	Carlos Marshall, Jr.	22:34	2-11	1-6	4-4	0	0	0	5	2	9	1	1	0	0	2	4		
23	Emmanuel Dowuona	20:41	2-5	0-0	1-2	4	7	11	2	2	5	0	1	0	1	0	4		
20	Dedric Boyd	20:36	8-15	6-11	1-1	0	2	2	2	23	1	0	0	0	0	0	12		
15	Harvey Miller	03:57	0-0	0-0	0-0	0	0	0	0	0	0	0	0	1	0	0	0		
14	David Acosta	03:38	0-0	0-0	0-0	0	0	0	0	0	0	0	0	1	0	0	0		
Team																			
Totals		26:54	13-33	8-15	12	25	37	21	13	73	15	13	3	2	2	6			

Technical Fouls: NONE

Nebraska - 79

Record: 4-2

NO.	Name	Min	FG		3P		FT		Rebounds		Fouls		TP	AS	TO	ST	Blocks		+/-
			M/A	M/A	M/A	M/A	OR	DR	OR	DR	PF	FF					BS	BA	
11	Lat Mayen	35:49	1-4	1-4	2-2	1	4	5	2	2	5	2	1	1	1	0	0	12	
13	Derrick Walker	29:30	7-7	0-0	2-6	0	6	6	3	16	0	0	0	1	0	0	0	18	
23	Keon Edwards	09:18	1-4	0-3	0-0	0	2	2	1	2	0	0	0	1	0	0	0	14	
1	Alonzo Verge Jr.	32:47	7-11	1-3	3-7	1	4	5	0	16	18	2	3	0	0	1	2		
5	Bryce McGowens	31:28	5-10	1-5	7-8	1	5	6	1	6	18	4	3	1	0	1	7		
0	C.J. Wilcher	26:46	5-10	3-7	2-2	0	4	4	1	2	15	1	0	0	0	0	-12		
32	Wilhelm Breidenbach	09:23	0-2	0-1	0-0	0	0	0	0	3	0	0	0	0	0	0	0	-14	
35	Eduardo Andre	05:09	0-0	0-0	1-2	1	0	1	1	1	1	0	0	0	0	0	0	-5	
30	Keisel Tominaga	08:00	1-4	0-2	0-0	0	0	0	0	0	2	0	0	0	0	0	0	0	
10	Kobe Webster	11:50	1-1	0-0	0-0	0	3	3	1	0	2	1	1	0	0	0	0	8	
Team																			
Totals		28:53	6-25	17-27	6	29	35	13	21	79	18	10	6	2	2	6			

Technical Fouls: NONE

Biggest lead

TSU 4 (1<sup>st</sup> 2:18)

NEB 10 (1<sup>st</sup> 16:11)

Best Scoring Run

10 (1<sup>st</sup> 13:21)

9 (1<sup>st</sup> 16:11)

Lead Changes

10

Times Tied

7

Time with Lead

07:24

28:50

Points from Turnovers	TSU	NEB	Period by Period Scoring		
			1st	2nd	TOT
Paint	18	34			
Second Chance	11	9			
Fast Breaks	5	9			
Bench	37	20			
TSU	41	32	73		
NEB	38	41	79		

NEBRASKA 83, SOUTH DAKOTA 70



Official Basketball Box Score - Final  
South Dakota at Nebraska  
11/21/21 Pinnacle Bank Arena, Lincoln  
Nebraska vs. South Dakota

Game Time: 1:01 PM  
Game Duration: 1:53  
Attendance: 15,685

Officials: Donnie Eppley, Bill Ely, John Floyd

South Dakota - 70

Record: 4-2

NO.	Name	Min	FG		3P	
-----	------	-----	----	--	----	--





2021-22 BOXSCORES

NEBRASKA 88, KENNESAW STATE 74



Official Basketball Box Score - Final  
**Kennesaw St. at Nebraska**  
 12/22/21 Pinnacle Bank Arena, Lincoln  
 Nebraska vs. Kennesaw St.

Game Time: 6:35 PM  
 Game Duration: 2:14  
 Attendance: 14,519

Officials: Rob Kueneman, Kelly Pfeifer, Edwin Young

Kennesaw St. - 74

Record: 4-8

NO. Name	Min	FG		3P		FT		Rebounds		Fouls		TP	AS	TO	ST	Blocks		+/-
		M-A	M-A	M-A	M-A	OR	DR	PF	FD	BS	BA							
0 Demond Robinson	F	23:20	1-4	0-0	0-0	2	0	2	0	1	2	1	0	0	0	0	0	-21
1 Terrill Burden	G	35:11	10-14	0-1	7-7	1	7	8	2	9	27	6	4	1	0	0	0	10
3 Chris Youngblood	G	35:31	4-13	2-9	1-2	4	8	12	1	2	11	0	2	1	0	1	-14	
5 Brandon Stroud	G	22:58	1-5	0-2	1-3	1	5	6	4	3	3	1	3	0	0	2	-11	
22 Spencer Rodgers	G	30:03	3-11	2-7	0-0	0	4	4	2	2	8	0	6	1	0	1	-18	
2 Nate Springs	G	05:32	0-2	0-1	0-0	1	1	2	2	0	0	0	0	0	0	0	-1	
12 Jami Moutrie	G	22:57	4-9	2-5	2-3	0	0	0	4	2	12	0	2	1	0	0	11	
13 Kasen Jennings	G	12:32	2-3	1-1	0-0	0	0	0	5	0	5	0	3	1	0	0	0	
21 Armani Harris	G	04:26	0-0	0-0	0	1	2	3	0	0	0	0	1	0	0	0	-8	
4 Cole LaRue	G	02:24	0-0	0-0	0-0	0	0	0	0	0	0	0	0	0	0	0	0	
10 Alex Peterson	G	01:25	0-1	0-0	0-0	0	0	0	0	0	0	0	0	0	0	1	-4	
15 Mayson Quartlebaum	G	03:31	1-1	0-0	4-4	1	0	1	2	6	0	0	0	0	0	0	6	
Team						0	4	4	0	0	0	0	0	0	0	0	0	
Totals		26-63	7-26	15-19	11-31	42	21	21	74	8	21	7	0	5	14			

Technical Fouls: NONE

Shooting By Period

1st FG%	13-33	39.4%
3PT%	4-12	33.3%
FT%	4-5	80%
2nd FG%	13-30	43.3%
3PT%	3-14	21.4%
FT%	11-14	78.6%
GM FG%	26-63	41.3%
3PT%	7-26	26.9%
FT%	15-19	78.9%

Dead Ball Rebounds: 2, 0

NO. 13 OHIO STATE 87, NEBRASKA 79 (OT)



Official Basketball Box Score - Final  
**Ohio St. at Nebraska**  
 01/02/22 Pinnacle Bank Arena, Lincoln  
 Nebraska vs. Ohio State

Game Time: 7:01 PM  
 Game Duration: 2:13  
 Attendance: 14,478

Officials: Larry Scrotto, Lewis Garrison, Don Dany

Ohio St. - 87

Record: 9-2 (3-0)

NO. Name	Min	FG		3P		FT		Rebounds		Fouls		TP	AS	TO	ST	Blocks		+/-
		M-A	M-A	M-A	M-A	OR	DR	PF	FD	BS	BA							
10 Justin Ahrens	F	23:42	1-5	1-5	2-2	0	2	2	2	1	5	1	1	1	0	0	0	4
23 Zed Key	F	34:24	3-5	0-0	1-2	6	8	14	2	4	7	2	1	0	1	0	0	8
32 E.J. Liddell	F	40:33	2-14	1-5	5-6	3	5	8	4	6	10	7	3	0	0	4	0	7
22 Malaki Branham	G	42:07	13-19	6-10	3-4	0	6	6	2	2	35	1	2	0	0	0	11	
55 Jamari Wheeler	G	31:26	6-8	4-5	0-0	3	4	7	2	1	16	1	5	1	0	0	14	
0 Meechie Johnson Jr.	G	20:43	2-5	2-4	0-0	0	1	1	3	0	6	2	2	2	0	0	0	
3 Eugene Brown III	G	06:38	1-1	0-0	0-0	1	0	1	1	1	2	1	1	0	1	0	2	
50 Joey Brunk	G	04:34	0-0	0-0	0-0	1	1	2	0	0	0	0	1	0	0	0	-5	
2 Cedric Russell	G	12:26	1-4	1-4	0-0	0	0	0	1	1	3	1	0	0	0	0	-3	
1 Jimmy Sotos	G	08:27	1-2	1-1	0-0	0	1	1	0	0	3	2	0	0	0	0	2	
Team						0	1	1	0	0	0	0	0	0	0	0	0	
Totals		30-63	16-34	11-14	13	29	42	19	16	87	18	16	4	6	0	8		

Technical Fouls: NONE

Shooting By Period

1st FG%	13-32	40.6%
3PT%	7-19	36.8%
FT%	1-2	50%
2nd FG%	13-26	50.0%
3PT%	6-8	75%
FT%	4-5	80%
3PT%	3-3	100%
FT%	4-4	100%
GM FG%	30-63	47.6%
3PT%	16-34	47.1%
FT%	11-14	78.6%

Dead Ball Rebounds: 0, 0

Nebraska - 79

Record: 6-9 (0-3)

NO. Name	Min	FG		3P		FT		Rebounds		Fouls		TP	AS	TO	ST	Blocks		+/-
		M-A	M-A	M-A	M-A	OR	DR	PF	FD	BS	BA							
11 Lat Mayen	F	31:05	3-8	0-4	2-4	3	4	7	5	3	8	1	1	0	0	0	0	-6
13 Derrick Walker	F	34:21	6-10	0-0	3-4	3	7	10	3	3	15	1	3	4	0	1	-15	
1 Alonzo Verge Jr.	G	22:26	1-6	0-1	4-6	0	2	2	0	5	6	4	1	2	0	1	-10	
5 Bryce McGowens	G	38:21	6-19	2-6	4-4	2	3	5	1	5	18	2	1	1	0	3	-7	
30 Keisel Tominağa	G	18:41	2-5	1-4	2-2	0	0	0	1	1	7	1	0	0	0	0	-2	
0 C.J. Wilcher	G	34:11	5-8	3-4	0-0	1	0	1	2	1	13	1	0	0	0	0	-5	
10 Kobe Webster	G	30:56	2-6	2-3	2-3	0	3	3	1	1	8	2	1	0	0	0	-4	
35 Eduardo Andre	G	10:36	2-2	0-0	0-0	3	3	2	0	4	1	1	2	0	0	0	7	
14 Trevor Lakes	G	06:23	0-1	0-1	0-0	0	0	0	1	0	0	0	0	0	0	0	2	
Team						2	1	3	0	0	0	0	0	0	0	0	0	
Totals		27-65	8-23	17-23	11	23	34	16	19	79	13	8	9	0	6	-8		

Technical Fouls: NONE

Shooting By Period

1st FG%	16-31	51.6%
3PT%	9-17	52.9%
FT%	4-6	66.7%
2nd FG%	14-26	53.8%
3PT%	6-12	50.0%
FT%	9-15	60%
GM FG%	30-57	52.8%
3PT%	15-29	51.7%
FT%	13-21	61.9%

Dead Ball Rebounds: 1, 0

Biggest lead	OSU		NEB	
	8 (1st 11:36)	5 (2nd 2:10)	6	14
Best Scoring Run	11 (1st OT 3:36)		10 (1st 9:05)	
Lead Changes	8		28	
Times Tied	11		12	
Time with Lead	30:06		08:08	

Points from Turnovers	OSU		NEB	
	6	14	28	38
Second Chance	12		12	
Fast Breaks	5		5	
Bench	14		25	

Nebraska - 88

Record: 6-7

NO. Name	Min	FG		3P		FT		Rebounds		Fouls		TP	AS	TO	ST	Blocks		+/-
		M-A	M-A	M-A	M-A	OR	DR	PF	FD	BS	BA							
11 Lat Mayen	F	19:23	2-6	2-5	0-0	2	2	2	3	0	6	2	0	1	0	0	0	-1
13 Derrick Walker	F	24:18	4-5	0-0	3-3	2	2	4	1	5	11	1	2	1	3	0	18	
1 Alonzo Verge Jr.	G	31:22	5-9	2-3	4-6	0	7	7	2	6	16	12	7	2	1	0	23	
5 Bryce McGowens	G	26:01	4-7	3-5	0-1	0	4	4	5	1	11	0	3	2	0	0	19	
30 Keisel Tominağa	G	26:20	7-12	4-7	0-0	1	1	2	1	18	2	2	1	0	0	0	-3	
10 Kobe Webster	G	22:46	1-7	1-3	3-5	0	0	2	2	4	6	1	0	0	0	0	5	
0 C.J. Wilcher	G	16:25	3-4	1-2	1-2	0	0	0	1	1	8	0	1	1	1	0	17	
35 Eduardo Andre	G	13:01	1-2	0-0	1-2	1	4	5	4	2	3	0	2	1	0	0	-1	
14 Trevor Lakes	G	15:28	3-5	2-4	0-0	1	1	1	0	8	1	0	1	0	0	0	0	
23 Keon Edwards	G	03:10	0-0	0-0	1-2	0	1	0	0	1	1	1	0	0	0	0	-5	
4 Jackson Cronin	G	00:53	0-0	0-0	0-0	0	0	0	0	0	0	0	0	0	0	0	-1	
15 Chris McGraw	G	00:53	0-0	0-0	0-0	0	0	0	0	0	0	0	0	0	0	0	-1	
Team						0	4	4	0	0	0	0	0	0	0	0	0	
Totals		30-57	15-29	13-21	3	28	31	21	21	88	20	17	10	5	0	14		

Technical Fouls: NONE

Shooting By Period

1st FG%	16-31	51.6%
3PT%	9-17	52.9%
FT%	4-6	66.7%
2nd FG%	14-26	53.8%
3PT%	6-12	50.0%
FT%	9-15	60%
GM FG%	30-57	52.8%
3PT%	15-29	51.7%
FT%	13-21	61.9%

Dead Ball Rebounds: 1, 0

Biggest lead	KSU		NEB	
	8 (1st 14:10)	25 (2nd 8:10)	20	19
Best Scoring Run	7 (1st 14:10)		15 (1st 9:28)	
Lead Changes	1		10	
Times Tied	0		12	
Time with Lead	08:26		30:19	

Points from Turnovers	KSU		NEB	
	24	28	34	40

2021-22 BOXSCORES

NO. 25 ILLINOIS 81, NEBRASKA 71



Official Basketball Box Score - Final  
Illinois at Nebraska  
01/17/22 Pinnacle Bank Arena, Lincoln  
Nebraska vs. Illinois

Game Time: 7:37 PM  
Game Duration: 2:00  
Attendance: 14,899

Officials: Rob Riley, Don Daly, Brooks Vails

Illinois - 81

Record: 12-3 (5-0)

NO. Name	Min	FG		3P		FT		Rebounds		Fouls		TP	AS	TO	ST	Blocks			+/-
		M-A	M-A	M-A	M-A	OR	DR	PF	FD	BS	BA					BL			
3 Jacob Grandison	F	35:23	5-9	2-6	0-0	0	3	3	1	0	12	4	3	0	1	0	0	9	
21 Kofi Cockburn	C	30:13	8-18	0-0	0-5	5	8	13	4	6	16	1	2	1	1	0	0	-7	
1 Trent Frazier	G	38:14	9-18	3-8	8-10	1	1	2	3	6	29	5	4	0	1	8			
11 Alfonso Plummer	G	30:04	4-12	1-5	0-0	0	0	0	1	9	11	1	0	0	1	2			
20 Da'Monte Williams	G	33:11	1-2	1-2	0-0	1	3	4	2	0	3	1	1	1	0	0	0		
33 Coleman Hawkins	G	12:06	2-4	0-0	0-0	4	4	8	2	0	4	0	0	0	1	0	14		
4 Omar Payne	G	09:47	2-3	0-0	4-4	2	3	5	3	2	8	0	1	0	4	0	17		
0 Brandin Podziemski	04:33	0-0	0-0	0-0	0-0	0	1	1	0	0	0	0	0	0	0	0	6		
10 Luke Goode	06:29	0-0	0-0	0-0	0-0	1	1	2	0	0	0	1	0	0	1	0	2		
Team			1	3	4						0								
Totals		31:66	7:19	12:19	15	27	42	15	15	81	13	9	6	8	2	10			

Shooting By Period

1st FG%	14-30	46.7%
3PT%	3-10	30.0%
FT%	0-3	0%
2nd FG%	17-36	47.2%
3PT%	4-9	44.4%
FT%	12-16	75.0%
GM FG%	31-66	47.0%
3PT%	7-19	36.8%
FT%	12-19	63.2%

Dead Ball Rebounds: 2, 0

Technical Fouls: NONE

Nebraska - 71

Record: 6-11 (0-6)

NO. Name	Min	FG		3P		FT		Rebounds		Fouls		TP	AS	TO	ST	Blocks			+/-
		M-A	M-A	M-A	M-A	OR	DR	PF	FD	BS	BA					BL			
11 Lat Mayen	F	33:39	2-5	2-2	0-0	0	6	6	4	0	6	0	0	0	2	3			
13 Derrick Walker	F	27:52	7-11	0-0	0-0	3	4	7	2	1	14	2	1	0	1	1	11		
1 Alonzo Verge Jr.	G	29:36	5-13	0-1	4-4	0	4	4	3	2	14	9	5	0	2	1	-1		
5 Bryce McGowens	G	34:40	6-15	1-2	6-7	2	4	6	3	8	19	0	1	0	1	3	-5		
30 Keisei Tominaga	G	25:47	3-6	2-3	0-0	0	2	2	1	0	8	1	0	1	0	0	14		
35 Eduardo Andre	12:08	1-2	0-0	0-1	0-4	4	2	2	2	0	0	1	1	1	0	0	1		
0 C.J. Wilcher	22:00	2-5	1-3	1-2	1	1	2	0	1	6	0	1	1	0	0	-25			
10 Kobe Webster	14:18	1-2	0-1	0-0	0-0	0	0	0	1	2	1	1	1	0	0	0	15		
Team			0	0	0						0								
Totals		27:59	6:12	11:14	6	25	31	15	15	71	13	11	4	2	8	10			

Shooting By Period

1st FG%	12-28	42.9%
3PT%	5-9	55.6%
FT%	5-5	100%
2nd FG%	15-31	48.4%
3PT%	1-3	33.3%
FT%	6-9	66.7%
GM FG%	27-59	45.8%
3PT%	6-12	50.0%
FT%	11-14	78.6%

Dead Ball Rebounds: 2, 0

Technical Fouls: NONE

Biggest lead	ILL		NEB		Points from Turnovers	ILL	NEB	Period by Period Scoring										
	10 (2 <sup>nd</sup> 1:05)	12 (1 <sup>st</sup> 15:59)	11 (1 <sup>st</sup> 5:43)	13 (2 <sup>nd</sup> 19:43)					1st	2nd	TOT							
Best Scoring Run	11 (1 <sup>st</sup> 5:43)		13 (2 <sup>nd</sup> 19:43)		Paint	44	36	<table border="1"> <tr> <th>ILL</th> <th>NEB</th> <th>TOT</th> </tr> <tr> <td>31</td> <td>50</td> <td>81</td> </tr> <tr> <td>NEB</td> <td>34</td> <td>37</td> <td>71</td> </tr> </table>	ILL	NEB	TOT	31	50	81	NEB	34	37	71
ILL	NEB	TOT																
31	50	81																
NEB	34	37	71															
Lead Changes	5		3		Second Chance	13	10											
Times Tied	3		8		Fast Breaks	8	9											
Time with Lead	20:16		16:40		Bench	12	10											

Game Notes: Flop warning 1st half 10:54 NEB

NO. 7 PURDUE 93, NEBRASKA 65



Official Basketball Box Score - Final  
Nebraska at Purdue  
01/14/22 Mackey Arena, West Lafayette  
2021-22 Men's Basketball

Game Time: 6:30 PM  
Game Duration: 2:10  
Attendance: 14,934

Officials: Chris Beaver, Lewis Garrison, Terry Oglesby

Nebraska - 65

Record: 6-12 (0-7)

NO. Name	Min	FG		3P		FT		Rebounds		Fouls		TP	AS	TO	ST	Blocks			+/-
		M-A	M-A	M-A	M-A	OR	DR	PF	FD	BS	BA					BL			
11 Lat Mayen	F	30:37	3-9	1-3	0-0	2	6	8	3	0	7	1	3	1	1	0	0	-21	
13 Derrick Walker	F	19:39	3-8	0-0	2-2	2	2	4	5	3	8	2	3	0	0	3	-8		
1 Alonzo Verge Jr.	G	23:14	4-8	1-2	1-3	1	2	3	1	3	10	2	3	1	0	0	-26		
5 Bryce McGowens	G	33:19	4-9	1-2	0-1	1	4	5	3	4	9	1	1	1	0	2	-21		
30 Keisei Tominaga	G	15:46	4-5	2-3	1-2	1	2	3	1	1	11	1	0	2	0	0	-15		
35 Eduardo Andre	12:50	2-3	0-0	1-5	0	2	3	1	3	5	5	4	0	0	0	0	-20		
0 C.J. Wilcher	28:39	4-7	2-5	0-0	0	1	1	1	0	10	1	1	0	0	0	0	-20		
10 Kobe Webster	27:54	2-7	1-3	0-0	0	2	2	1	2	5	5	2	1	0	0	0	-10		
23 Keon Edwards	06:38	0-1	0-1	0-0	0	1	1	2	0	0	0	0	0	0	0	0	7		
4 Jackson Cronin	01:24	0-0	0-0	0-0	0	0	0	0	0	0	0	0	0	0	0	0	-1		
Team			1	1	2						0								
Totals		26:57	8:19	5:13	8	23	31	21	16	65	14	17	6	1	5	27			

Shooting By Period

1st FG%	12-28	42.9%
3PT%	6-10	60.0%
FT%	3-4	75%
2nd FG%	14-29	48.3%
3PT%	2-9	22.2%
FT%	2-9	22.2%
GM FG%	26-57	45.6%
3PT%	8-19	42.1%
FT%	5-13	38.5%

Dead Ball Rebounds: 4, 1

Technical Fouls: NONE

Purdue - 92

Record: 14-2 (3-2)

NO. Name	Min	FG		3P		FT		Rebounds		Fouls		TP	AS	TO	ST	Blocks			+/-
		M-A	M-A	M-A	M-A	OR	DR	PF	FD	BS	BA					BL			
0 Mason Gillis	F	24:11	3-8	2-4	0-0	1	6	7	2	1	8	1	0	2	0	0	28		
15 Zach Edey	C	19:58	9-12	0-0	4-9	4	5	9	2	7	22	0	0	0	2	0	21		
11 Isaiah Thompson	G	21:07	0-6	0-6	0-0	2	2	2	1	0	2	2	1	0	0	0	13		
23 Jaden Ivey	G	22:56	5-10	2-5	5-6	2	2	4	2	4	17	5	1	1	0	0	31		
55 Sasha Stefanovic	G	26:49	1-7	1-7	6-6	2	1	3	2	4	9	3	2	0	1	0	22		
2 Eric Hunter Jr.	17:29	3-5	1-1	1-1	1	2	3	1	1	8	2	0	0	0	0	13			
50 Trevion Williams	18:38	5-8	0-0	0-0	2	3	5	1	0	10	3	1	1	0	1	5			
3 Caleb Furst	15:49	3-3	1-1	3-5	2	0	2	2	3	10	0	1	0	0	0	-1			
25 Ethan Morton	13:36	0-1	0-1	0-0	0	0	0	0	0	0	2	0	0	2	0	-9			
5 Brandon Newman	13:51	2-4	2-4	0-0	0	4	2	0	6	0	6	0	1	2	0	0			
14 Jared Wulbrun	01:24	0-0	0-0	0-0	0	0	0	0	1	0	0	0	0	0	0	1			
21 Matt Frost	01:24	0-0	0-0	0-0	0	0	0	0	0	0	0	0	1	0	0	0			
22 Chase Martin	01:24	0-0	0-0	0-0	0	1	1	0	0	0	0	0	0	0	0	0			
34 Carson Barrett	01:24	1-1	0-0	0-0	0	1	1	0	0	2	1	1	0	0	0	1			
Team			0	0	0						0								
Totals		32:65	9:29	19:27	14	27	41	16	21	92	19	10	7	5	1	27			

Technical Fouls: NONE

Biggest lead	NEB		PUR		Points from Turnovers	NEB	PUR	Period by Period Scoring									
	0 (1 <sup>st</sup> 20:00)	30 (2 <sup>nd</sup> 9:06)	6 (1 <sup>st</sup> 3:19)	14 (1 <sup>st</sup> 14:29)					1st	2nd	TOT						
Best Scoring Run	6 (1 <sup>st</sup> 3:19)		14 (1 <sup>st</sup> 14:29)		Paint	24	46	<table border="1"> <tr> <th>NEB</th> <th>PUR</th> <th>TOT</th> </tr> <tr> <td>33</td> <td>32</td> <td>65</td> </tr> <tr> <td>PUR</td> <td>48</td> <td>92</td> </tr> </table>	NEB	PUR	TOT	33	32	65	PUR	48	92
NEB	PUR	TOT															
33	32	65															
PUR	48	92															
Lead Changes	0		4		Second Chance	4	21										
Times Tied	0		9		Fast Breaks	13	9										
Time with Lead	00:00		39:35		Bench	20	36										

Game Notes: Flop warning NEB 2nd half 14:05

INDIANA 78, NEBRASKA 71



Official Basketball Box Score - Final  
Indiana at Nebraska  
01/17/22 Pinnacle Bank Arena, Lincoln  
Nebraska vs. Indiana

Game Time: 5:01 PM  
Game Duration: 2:15  
Attendance: 15,290

Officials: Rob Riley, Eric Curry, Steve McClunkins

Indiana - 78

Record: 13-4 (4-3)

</



## 2021-22 Nebraska Men's Basketball Combined Team Statistics All games

### Game Records

Record	Overall	Home	Away	Neutral
ALL GAMES	6-14	6-8	0-5	0-1
CONFERENCE	0-9	0-5	0-4	0-0
NON-CONFERENCE	6-5	6-3	0-1	0-1

### Score by Periods

Team	1st	2nd	OT	TOT
Nebraska	683	738	37	1458
Opponents	740	787	49	1576

### Team Box Score

No.	Player	Total					3-Point		F-Throw		Rebounds				Other				PTS	AVG		
		GP-GS	MIN	AVG	FG-FGA	FG%	3FG-3FGA	3FG%	FT-FTA	FT%	OFF	DEF	TOT	AVG	PF	DQ	A	TO			BLK	STL
5	MCGOWENS, Bryce	20-20	672:10	33.6	102-252	.405	25-92	.272	93-111	.838	17	91	108	5.4	47	1	31	42	8	14	322	16.1
1	VERGE JR., Alonzo	20-20	567:16	28.4	106-245	.433	9-34	.265	61-80	.763	11	85	96	4.8	38	1	106	70	4	31	282	14.1
13	WALKER, Derrick	20-20	522:26	26.1	82-119	.689	0-1	.000	26-37	.703	38	82	120	6.0	56	2	28	37	20	20	190	9.5
0	WILCHER, C.J.	20-1	496:01	24.8	56-127	.441	31-84	.369	12-21	.571	12	36	48	2.4	24	1	18	18	2	16	155	7.8
30	TOMINAGA, Keisei	20-11	404:45	20.2	52-130	.400	33-92	.359	11-14	.786	3	27	30	1.5	18	0	14	8	0	21	148	7.4
10	WEBSTER, Kobe	18-0	364:44	20.3	39-100	.390	17-50	.340	16-24	.667	1	24	25	1.4	21	0	30	15	0	11	111	6.2
2	MCGOWENS, Trey	5-4	117:36	23.5	7-18	.389	1-3	.333	15-22	.682	3	17	20	4.0	9	0	7	6	2	6	30	6.0
11	MAYEN, Lat	19-19	433:51	22.8	35-102	.343	18-64	.281	15-23	.652	13	62	75	3.9	46	1	14	22	6	9	103	5.4
32	BREIDENBACH, Wilhelm	10-0	157:26	15.7	14-39	.359	3-20	.150	6-12	.500	7	20	27	2.7	33	2	6	7	6	10	37	3.7
35	ANDRE, Eduardo	18-0	207:21	11.5	22-38	.579	0-1	.000	17-34	.500	19	43	62	3.4	40	2	6	26	5	12	61	3.4
14	LAKES, Trevor	8-0	71:25	8.9	4-14	.286	3-13	.231	1-2	.500	1	6	7	0.9	7	0	2	1	1	2	12	1.5
23	EDWARDS, Keon	13-5	90:10	6.9	3-17	.176	0-13	.000	1-2	.500	3	7	10	0.8	11	0	2	3	0	2	7	0.5
4	CRONIN, Jackson	9-0	11:15	1.3	0-2	.000	0-0	.000	0-0	.000	0	1	1	0.1	0	0	0	0	0	0	0	0.0
15	MCGRAW, Chris	6-0	08:33	1.4	0-0	.000	0-0	.000	0-0	.000	0	0	0	0.0	0	0	1	0	0	0	0	0.0
Team											20	24	44				2					
<b>Total</b>		<b>20</b>	<b>4125</b>		<b>522-1203</b>	<b>.434</b>	<b>140-467</b>	<b>.300</b>	<b>274-382</b>	<b>.717</b>	<b>148</b>	<b>525</b>	<b>673</b>	<b>33.7</b>	<b>350</b>	<b>10</b>	<b>265</b>	<b>257</b>	<b>54</b>	<b>154</b>	<b>1458</b>	<b>72.9</b>
<b>Opponents</b>		<b>20</b>	<b>4125</b>		<b>567-1289</b>	<b>.440</b>	<b>191-526</b>	<b>.363</b>	<b>251-364</b>	<b>.690</b>	<b>260</b>	<b>596</b>	<b>856</b>	<b>42.8</b>	<b>372</b>	<b>10</b>	<b>297</b>	<b>300</b>	<b>68</b>	<b>145</b>	<b>1576</b>	<b>78.8</b>

### Team Statistics

	NEBR	OPP
<b>Scoring</b>	<b>1458</b>	<b>1576</b>
Points per game	72.9	78.8
Scoring margin	-5.9	-
<b>Field goals-att</b>	<b>522-1203</b>	<b>567-1289</b>
Field goal pct	.434	.440
<b>3 point fg-att</b>	<b>140-467</b>	<b>191-526</b>
3-point FG pct	.300	.363
3-pt FG made per game	7.0	9.6
<b>Free throws-att</b>	<b>274-382</b>	<b>251-364</b>
Free throw pct	.717	.690
F-Throws made per game	13.7	12.6
<b>Rebounds</b>	<b>673</b>	<b>856</b>
Rebounds per game	33.7	42.8
Rebounding margin	-9.2	-
<b>Assists</b>	<b>265</b>	<b>297</b>
Assists per game	13.3	14.9
<b>Turnovers</b>	<b>257</b>	<b>300</b>
Turnovers per game	12.9	15.0
Turnover margin	+2.2	-
Assist/turnover ratio	1.0	1.0
<b>Steals</b>	<b>154</b>	<b>145</b>
Steals per game	7.7	7.3
<b>Blocks</b>	<b>54</b>	<b>68</b>
Blocks per game	2.7	3.4
<b>Winning streak</b>	<b>0</b>	<b>-</b>
Home win streak	0	-
<b>Attendance</b>	<b>212385</b>	<b>66385</b>
Home games-Avg/Game	14-15170	5-13277
Neutral site-Avg/Game	-	1-8557

### Team Results

Date	Opponent		Score	Att.
11/09/2021	Western Ill.	L	74-75	15312
11/12/2021	Sam Houston	W	74-65	15474
11/16/2021	Creighton	L	69-77	15939
11/19/2021	Idaho St.	W	78-60	15274
11/21/2021	Southern U.	W	82-59	15255
11/23/2021	Tennessee St.	W	79-73	15236
11/27/2021	South Dakota	W	83-70	15685
12/01/2021	at NC State	Lot4	100-104	11562
12/04/2021	at Indiana	L	55-68	17222
12/07/2021	Michigan	L	67-102	15426
12/11/2021	vs Auburn	L	68-99	8557
12/19/2021	Kansas St.	L	58-67	15043
12/22/2021	Kennesaw St.	W	88-74	14519
01/02/2022	Ohio St.	Lot	79-87	14478
01/05/2022	at Michigan St.	L	67-79	14797
01/08/2022	at Rutgers	L	65-93	8000
01/11/2022	Illinois	L	71-81	14069
01/14/2022	at Purdue	L	65-92	14804
01/17/2022	Indiana	L	71-78	15290
01/27/2022	Wisconsin	L	65-73	15385





## 2021-22 Nebraska Men's Basketball Combined Team Statistics In Conference games

### Game Records

Record	Overall	Home	Away	Neutral
ALL GAMES	0-9	0-5	0-4	0-0
CONFERENCE	0-9	0-5	0-4	0-0
NON-CONFERENCE	0-0	0-0	0-0	0-0

### Score by Periods

Team	1st	2nd	OT	TOT
Nebraska	288	310	7	605
Opponents	356	382	15	753

### Team Box Score

No.	Player	Total			3-Point			F-Throw		Rebounds				PF DQ A TO BLK STL PTS AVG								
		GP-GS	MIN	AVG	FG-FGA	FG%	3FG-3FGA	3FG%	FT-FTA	FT%	OFF	DEF	TOT	AVG	PF	DQ	A	TO	BLK	STL	PTS	AVG
5	MCGOWENS, Bryce	9-9	299:21	33.3	44-118	.373	11-39	.282	36-40	.900	9	33	42	4.7	19	0	12	21	1	6	135	15.0
1	VERGE JR., Alonzo	9-9	238:05	26.5	44-105	.419	4-14	.286	23-28	.821	5	29	34	3.8	18	0	35	29	0	10	115	12.8
13	WALKER, Derrick	9-9	227:14	25.2	38-63	.603	0-0	.000	6-10	.600	15	30	45	5.0	29	2	12	16	3	12	82	9.1
0	WILCHER, C.J.	9-0	214:37	23.8	24-58	.414	13-36	.361	3-7	.429	3	12	15	1.7	6	0	5	5	0	5	64	7.1
11	MAYEN, Lat	9-9	230:59	25.7	19-53	.358	9-29	.310	7-13	.538	8	34	42	4.7	25	1	5	11	3	4	54	6.0
30	TOMINAGA, Keisei	9-8	180:50	20.1	19-49	.388	12-35	.343	3-4	.750	1	14	15	1.7	10	0	9	3	0	6	53	5.9
2	MCGOWENS, Trey	2-1	49:21	24.7	2-5	.400	1-3	.333	6-8	.750	0	5	5	2.5	4	0	3	1	0	2	11	5.5
10	WEBSTER, Kobe	9-0	176:53	19.7	18-48	.375	8-25	.320	5-9	.556	0	13	13	1.4	8	0	16	10	0	5	49	5.4
32	BREIDENBACH, Wilhelm	2-0	31:09	15.6	4-10	.400	0-3	.000	1-1	1.000	3	5	8	4.0	5	0	0	1	1	2	9	4.5
35	ANDRE, Eduardo	9-0	112:38	12.5	12-16	.750	0-0	.000	7-17	.412	9	24	33	3.7	23	2	4	15	4	9	31	3.4
23	EDWARDS, Keon	4-0	21:51	5.5	1-4	.250	0-2	.000	0-0	.000	0	1	1	0.3	4	0	0	1	0	0	2	0.5
15	MCGRAW, Chris	1-0	03:18	3.3	0-0	.000	0-0	.000	0-0	.000	0	0	0	0.0	0	0	1	0	0	0	0	0.0
14	LAKES, Trevor	3-0	34:07	11.4	0-3	.000	0-3	.000	0-0	.000	1	3	4	1.3	3	0	1	1	1	1	0	0.0
4	CRONIN, Jackson	4-0	04:37	1.2	0-1	.000	0-0	.000	0-0	.000	0	0	0	0.0	0	0	0	0	0	0	0	0.0
Team											9	6	15									
<b>Total</b>		<b>9</b>	<b>1825</b>		<b>225-533</b>	<b>.422</b>	<b>58-189</b>	<b>.307</b>	<b>97-137</b>	<b>.708</b>	<b>63</b>	<b>209</b>	<b>272</b>	<b>30.2</b>	<b>154</b>	<b>5</b>	<b>103</b>	<b>114</b>	<b>13</b>	<b>62</b>	<b>605</b>	<b>67.2</b>
<b>Opponents</b>		<b>9</b>	<b>1825</b>		<b>271-561</b>	<b>.483</b>	<b>87-206</b>	<b>.422</b>	<b>124-168</b>	<b>.738</b>	<b>107</b>	<b>267</b>	<b>374</b>	<b>41.6</b>	<b>149</b>	<b>0</b>	<b>148</b>	<b>118</b>	<b>36</b>	<b>67</b>	<b>753</b>	<b>83.7</b>

### Team Statistics

	NEBR	OPP
<b>Scoring</b>	<b>605</b>	<b>753</b>
Points per game	67.2	83.7
Scoring margin	-16.4	-
<b>Field goals-att</b>	<b>225-533</b>	<b>271-561</b>
Field goal pct	.422	.483
<b>3 point fg-att</b>	<b>58-189</b>	<b>87-206</b>
3-point FG pct	.307	.422
3-pt FG made per game	6.4	9.7
<b>Free throws-att</b>	<b>97-137</b>	<b>124-168</b>
Free throw pct	.708	.738
F-Throws made per game	10.8	13.8
<b>Rebounds</b>	<b>272</b>	<b>374</b>
Rebounds per game	30.2	41.6
Rebounding margin	-11.3	-
<b>Assists</b>	<b>103</b>	<b>148</b>
Assists per game	11.4	16.4
<b>Turnovers</b>	<b>114</b>	<b>118</b>
Turnovers per game	12.7	13.1
Turnover margin	+0.4	-
Assist/turnover ratio	0.9	1.3
<b>Steals</b>	<b>62</b>	<b>67</b>
Steals per game	6.9	7.4
<b>Blocks</b>	<b>13</b>	<b>36</b>
Blocks per game	1.4	4.0
<b>Winning streak</b>	<b>0</b>	<b>-</b>
Home win streak	0	-
<b>Attendance</b>	<b>74648</b>	<b>54823</b>
Home games-Avg/Game	5-14930	4-13706
Neutral site-Avg/Game	-	0-0

### Team Results

Date	Opponent		Score	Att.
12/04/2021	at Indiana	L	55-68	17222
12/07/2021	Michigan	L	67-102	15426
01/02/2022	Ohio St.	Lot	79-87	14478
01/05/2022	at Michigan St.	L	67-79	14797
01/08/2022	at Rutgers	L	65-93	8000
01/11/2022	Illinois	L	71-81	14069
01/14/2022	at Purdue	L	65-92	14804
01/17/2022	Indiana	L	71-78	15290
01/27/2022	Wisconsin	L	65-73	15385