

NEBRASKA

**NEBRASKA
CORNHUSKERS**
(0-1, 0-1 BIG)



**FORDHAM
RAMS**
(0-0)

SATURDAY, SEPT. 4 • 11 A.M. CT • LINCOLN, NEB.. • MEMORIAL STADIUM • FIELDTurf

Nebraska will welcome fans to Memorial Stadium for the first time in two seasons on Saturday when the Huskers take on Fordham in the 2021 home opener. Game time in Lincoln is set for 11 a.m. CT with BTN providing television coverage.

Nebraska heads into the contest with an 0-1 record, following a 30-22 season-opening loss at Illinois last Saturday. The Huskers fell behind by three touchdowns midway through the third quarter before their strong late rally fell a touchdown short.

After opening with a Big Ten Conference game, the Huskers will now settle into their non-conference slate over the next three weeks. The matchup with Fordham is the first of two straight games at Memorial Stadium, followed by a trip to Oklahoma on Sept. 18.

Fordham will be opening its 2021 season on Saturday in Lincoln. After having its 2020 fall schedule postponed because of the COVID-19 pandemic, Fordham played three games during an abbreviated spring season, posting a 2-1 record. Coach Joe Conlin is entering his fourth season as the Rams' head coach.

The matchup between the two schools was added to the 2021 schedule this spring, after Nebraska's season-opening trip to Ireland was canceled. Nebraska was originally slated to have an open week this Saturday, but replaced a November game against Southeastern Louisiana with this week's game against Fordham.

THIS WEEK'S NUMBERS

1

Nebraska running back **Gabe Ervin Jr.** became the first true freshman to start at running back in a season opener against Illinois. He is one of just seven true freshman position players in the modern era to start for the Huskers in a season opener.

12

Nebraska is a perfect 12-0 in school history against FCS opponents. Saturday's game with Fordham marks the Huskers' first matchup with an FCS opponent since a win over Bethune-Cookman in 2018.

3

Nebraska junior receiver **Oliver Martin** caught a touchdown pass at Illinois, marking the third Big Ten school Martin has recorded a touchdown catch. He also had TD catches at Michigan and Iowa. Martin set career highs with six receptions and 103 yards at Illinois.

2021 NEBRASKA FOOTBALL SCHEDULE

Aug. 28	@ Illinois*	FOX	L, 30-22	NU suffers first-ever August loss
Sept. 4	Fordham	BTN	11 a.m.	NU's 1st game with FCS team since 2018
Sept. 11	Buffalo	BTN	2:30 p.m.	1st-ever meeting between the schools
Sept. 18	@ Oklahoma	FOX	11 a.m.	50th anniversary of the "Game of the Century"
Sept. 25	@ Michigan State*	TBA	TBA	1st meeting in East Lansing since 2014
Oct. 2	Northwestern*	TBA	6:30 p.m.	Last 4 games decided by one possession
Oct. 9	Michigan*	TBA	TBA	Michigan's first trip to Lincoln since 2012
Oct. 16	@ Minnesota*	TBA	TBA	NU's most frequent B1G opponent (61 games)
Oct. 30	Purdue*	TBA	TBA	Past 2 games both played in West Lafayette
Nov. 6	Ohio State*	TBA	TBA	Huskers face OSU for 6th straight year
Nov. 20	@ Wisconsin*	TBA	TBA	Teams did not play last year due to COVID
Nov. 26	Iowa*	BTN	12:30 p.m.	NU's 32nd straight "Black Friday" game

All times Central; Home games in **bold**; *Big Ten Conference game

NEBRASKA

- **2021 Record:** 0-1, 0-1
- **Last Game:** at Illinois (L, 30-22)
- **Streak:** Lost 1
- **AP Rank:** Not Ranked
- **Coaches Rank:** Not Ranked
- **Head Coach:** Scott Frost
- **Nebraska Record:** 12-21 (4th year)
- **Career Record:** 31-28 (6th year)
- **Record vs. Fordham:** first meeting

FORDHAM

- **2021 Spring Record:** 2-1
- **Last Game:** at Bucknell (W, 31-17)
- **Streak:** Won 2
- **AP Rank:** Not Ranked
- **Coaches Rank:** Not Ranked
- **Head Coach:** Joe Conlin
- **Fordham Record:** 8-18 (4th year)
- **Career Record:** Same
- **Record vs. Nebraska:** first meeting

SERIES HISTORY

- **All-Time Series:** first meeting

TV INFORMATION



Play-by-Play: Mark Followill
Analyst: Matt Millen
Sidelines: Elise Menaker
Fox Sports App

HUSKERS RADIO NETWORK



Play-by-Play: Greg Sharpe
Analysis: Matt Davison
Sidelines: Jeremiah Sirls
Pre/Post-Game Shows: Jessica Coody
Huskers.com & Huskers App

NEBRASKA VS. FCS OPPONENTS (PAST 5 GAMES)

DATE	OPPONENT	RESULT	SCORE
9/3/2011	Chattanooga	Win	40-7
9/22/2012	Idaho State	Win	73-7
9/21/2013	South Dakota State	Win	59-20
9/6/2014	McNeese State	Win	31-24
10/27/2018	Bethune-Cookman	Win	45-9

HUSKERS IN HOME OPENERS LAST SIX SEASONS

DATE	OPPONENT	RESULT	SCORE
11-14-20	Penn State	Won	30-23
8-31-19	South Alabama	Won	35-21
9-8-18	Colorado	Lost	28-33
9-2-17	Arkansas State	Won	43-36
9-3-16	Fresno State	Won	43-10
9-5-15	BYU	Lost	28-33

SERIES HISTORY: NEBRASKA VS. FORDHAM

Saturday's game is the first all-time meeting between Nebraska and Fordham. It will mark Nebraska's 13th game all-time against an FCS foe (at time of game), with the Huskers holding a 12-0 record in those contests.

- Nebraska last faced a Football Championship Subdivision opponent in 2018, when Nebraska defeated Bethune-Cookman 45-9 in Lincoln.
- All of Nebraska's games against FCS opponents have occurred since 1992, including facing an FCS opponent for five straight seasons from 2010 to 2014. Nebraska will open its 2022 home schedule against FCS foe North Dakota.
- The matchup with Fordham is Nebraska's first against an opponent from the state of New York since a 1984 game at Syracuse.
- Nebraska will play back-to-back opponents from New York with the University of Buffalo coming to Memorial Stadium on Sept. 11. The last time Nebraska played consecutive non-conference games against opponents from the same state was 2006 matchups against Louisiana Tech and Nicholls State.

HUSKER HISTORY IN HOME OPENERS

Nebraska opens its seven-game home schedule on Saturday at Memorial Stadium. The Huskers have won two of three home openers under Scott Frost. Overall, Nebraska has been victorious in 33 of its past 35 home openers.

- Aside from the 2020 shortened pandemic season when Nebraska opened with two straight road games, this season marks the first time Nebraska did not open its season at home since 1999. In that season, Nebraska opened with a win at Iowa before defeating Cal in its home opener.

ERVIN JR. MAKES HISTORY IN SEASON OPENER

True freshman running back Gabe Ervin Jr. was in the starting lineup for Nebraska's season opener at Illinois. Ervin finished the game with 12 carries for 33 yards in his collegiate debut.

Ervin's role as the starting running back in a season opener was notable. He is the first Husker true freshman running back to start a season opener in the modern era. In fact, Ervin is just the seventh position player in the modern era to earn a starting job in a Husker season opener.

TRUE FRESHMEN TO START NEBRASKA SEASON OPENERS

YEAR	PLAYER, POSITION	OPPONENT
2021	Gabe Ervin Jr., RB	at Illinois
2019	Wan'Dale Robinson, WR	South Alabama
2018	Adrian Martinez, QB	Colorado
2015	Dedrick Young, LB	BYU
2011	Tyler Moore, OT	Chattanooga
2004	Terrence Nunn, WR	Western Illinois
1996	Ralph Brown, CB	Michigan State

*Modern Era (Since WWII)

BIG TEN STANDINGS

WEST DIVISION

Place	Team	Overall	Big Ten
1.	Illinois	1-0	1-0
2.	Iowa	0-0	0-0
	Minnesota	0-0	0-0
	Northwestern	0-0	0-0
	Purdue	0-0	0-0
	Wisconsin	0-0	0-0
7.	Nebraska	0-1	0-1

EAST DIVISION

Place	Team	Overall	Big Ten
1.	Indiana	0-0	0-0
	Maryland	0-0	0-0
	Michigan	0-0	0-0
	Michigan State	0-0	0-0
	Ohio State	0-0	0-0
	Penn State	0-0	0-0
	Rutgers	0-0	0-0

PLAYER OF THE WEEK NOMINEES

OPP.	OFF.	DEF.	SPEC.	FROSH
ILL	--	--	--	--
FORD				
BUFF				
OKLA				
MSU				
NW				
MICH				
MINN				
PUR				
OSU				
WISC				
IOWA				

Bold indicates winner

2021 HUSKER HONORS

AUSTIN ALLEN, SR., TE

- Senior Bowl Watch List
- Mackey Award Watch List

CONNOR CULP, SR., PK

- Lou Groza Award Watch List

DAMION DANIELS, SR., DL

- Senior Bowl Watch List

MARQUEL DISMUKE, SR., S

- Senior Bowl Watch List

JOJO DOMANN, SR., OLB/NICKEL

- Senior Bowl Watch List
- Bronko Nagurski Trophy Watch List

CAM JURGENS, SO., C

- Rimington Trophy Watch List

ADRIAN MARTINEZ, JR., QB

- Senior Bowl Watch List
- Maxwell Award Watch List
- Johnny Unitas Golden Arm Award Watch List
- Allstate AFCA Good Works Team Nominee

BEN STILLE, SR., DL

- Senior Bowl Watch List

CAM TAYLOR-BRITT, SR., CB

- Senior Bowl Watch List

SAMORI TOURE, SR., WR

- Senior Bowl Watch List

TRAVIS VOKOLEK, SR., TE

- Senior Bowl Watch List

DEONTAI WILLIAMS, SR., S

- Senior Bowl Watch List

LAST TIME OUT

ILLINOIS 30, NEBRASKA 22

Team Stats	NU	ILL
First Downs	19	18
Rushes-Yards	39-160	48-167
Passes	16-32-0	15-19-0
Passing Yards	212	197
Total Offense	392	326
3rd Downs	5-of-14	6-of-13
Turnovers	1	1
Penalties	5-67	3-40
Time of Possession	25:05	34:55

NU Rushing Leaders

Adrian Martinez—17 carries, 111 yards, TD

Gabe Ervin Jr.—12 carries, 33 yards

Markese Stepp—3 carries, 10 yards, TD

NU Passing Leader

Adrian Martinez—16-32-0, 232 yards, TD

NU Receiving Leaders

Oliver Martin—6 receptions, 103 yards, TD

Samori Toure—3 receptions, 37 yards

NU Defensive Leaders

Nick Henrich—4 UT, 7 AT, 11 TT, TFL

Luke Reimer—3 UT, 5 AT, 8 TT, TFL, fumble caused

Garrett Nelson—3 UT, 3 AT, 6 TT, 2.5 TFL, 0.5 sack

Pheldarius Payne—3 UT, 2 AT, 5 TT, 2-11 sacks

NOTING GAME 1

- The loss was Nebraska's first in school history in the month of August. The Huskers had won their previous 14 games contested in the month of August.
- Outside linebacker **Garrett Nelson** had 2.5 tackles for loss, including 0.5 sacks. It marked the fourth straight game Nelson has had at least one tackle for loss.
- Outside linebacker **Pheldarius Payne** had two sacks for 11 yards, both in the first quarter. His three career sacks have all come in the past two games.
- Linebacker **Nick Henrich** recorded a game-high 11 tackles to post his second career double-digit tackle game. Henrich finished the 2020 season with 12 tackles at Rutgers.
- Defensive end **Deontre Thomas** split a first-quarter sack marking the first sack of his Nebraska career.
- Receiver **Oliver Martin** set career highs with six receptions for 103 yards and a touchdown. His previous collegiate highs were three receptions and 38 yards. Martin's 43-yard reception in the second quarter was a career-long, bettering a 22-yard catch last season against Minnesota.
- Five Huskers made their first career Nebraska starts including RB **Gabe Ervin Jr.**, WR **Samori Toure**, OG **Matt Sichterman**, OT **Brant Banks** and WR **Wyatt Liewer**.

HUSKERS ANNOUNCE 2021 TEAM CAPTAINS

Austin Allen, **Damion Daniels**, **Adrian Martinez** and **Cam Taylor-Britt** were announced as team captains for the 2021 Nebraska football season on Aug. 21. Martinez, who was also selected as a team captain in 2019 and 2020, is the first three-time captain in the history of Nebraska football.

- Allen has played in 33 games in his Husker career with 13 starts. He was named to the preseason watch list for the Mackey Award (nation's best tight end) and was also selected for the Senior Bowl watch list. He has caught 27 passes in his career for 373 yards.
- Daniels is the second member of his family to be selected as a Nebraska captain, as his older brother Darrion was a team captain for the 2019 season. Damion and Darrion are the ninth brothers to each serve as Husker captains, and the first since Ty Steinkuhler (2008) and Baker Steinkuhler (2012) were each captains as seniors. Damion has played in 33 career games and totaled a career-high 20 tackles as Nebraska's starting nose guard in 2020.
- The first three-time captain in program history, Martinez is in his fourth season as Nebraska's starting quarterback. Martinez has started 28 games in his career, and he owns one Nebraska game record, five season marks and four career records. He has completed better than 64 percent of his passes in his career, throwing for 5,628 yards while adding 1,776 rushing yards and accounting for 53 total touchdowns. Martinez boasted the fourth-best completion percentage of any FBS quarterback last season, and he entered the 2021 season as one of only four players in the country with 5,000 career passing yards and 1,500 career rushing yards.
- Taylor-Britt was a second-team All-Big Ten selection last season. The cornerback led the Huskers with four pass breakups in 2020, and he tied for the team lead with a pair of interceptions. His coverage ability helped Nebraska limit four of its eight opponents to fewer than 200 yards passing during the 2020 season. Taylor-Britt, who has started 17 games in his career, was also Nebraska's top punt returner last season, averaging more than 13 yards per return.

FROST IN FOURTH SEASON LEADING HUSKERS

Scott Frost is set for his fourth season at Nebraska in 2021. The consensus 2017 national coach of the year, Frost boasts a 31-28 career record in five seasons as a collegiate head coach.

- Frost is 12-21 in his first three seasons at Nebraska with 11 losses by a touchdown or less, including eight by five or fewer points.
- Nebraska went 3-5 in the abbreviated 2020 season. Three of the Huskers' five losses were by a touchdown or less, including two one-possession losses to Northwestern and Iowa teams that finished the year ranked in the top 20.
- Frost has been a proven winner in his coaching career. In his 15th season as a full-time assistant or head coach, Frost's teams have posted a 134-46 record, averaging better than nine wins per season. Frost has been a part of seven conference championship teams in his 14 seasons and has twice coached in the national championship game.
- At UCF, Frost became the first coach in FBS history to turn a winless team into an undefeated team in just two years.
- Frost's teams have been ranked in the top 15 in 10 of his 14 seasons, including eight final top-10 rankings and six final top-five rankings.

HUSKER COACHING STAFF RETURNS INTACT FROM 2020

All 10 Nebraska assistant coaches returned for the 2021 campaign. This year marked the first time since the 2014 season that Nebraska returns its entire coaching staff from the previous season.

- Of Frost's 10 assistant coaches, seven have been with him in each of his six seasons as a collegiate head coach, while Mike Dawson has been on five of Frost's six staffs.
- In addition to Scott Frost being recognized as the 2017 national coach of the year while at UCF, the Husker staff features three Broyles Award nominees in defensive coordinator **Erik Chinander** (2016 at UCF), offensive coordinator **Matt Lubick** (2012 at Duke) and quarterbacks coach **Mario Verduzco** (2018 at Nebraska). The Broyles Award is presented annually to the nation's top assistant coach. Lubick was also named the national wide receivers coach of the year and an AFCA Assistant Coach of the Year finalist in 2012.

2020 FBS COMPLETION PERCENTAGE LEADERS

RK	PLAYER	TEAM	PCT.
1.	Mac Jones	Alabama	77.4
2.	Zach Wilson	BYU	73.5
3.	Dustin Crum*	Kent St.	73.5
4.	Adrian Martinez*	Nebraska	71.5
5.	Matt Corral*	Ole Miss	70.9

*returning player

MARTINEZ RANKS AMONG NATION'S TOP QUARTERBACKS

Quarterback **Adrian Martinez** has put up statistics in his Nebraska career that have him ranked among the Nebraska all-time leaders in several categories. Martinez has thrown for 5,860 yards in his career, rushed for 1,887 yards and totaled 7,747 yards of offense. He owns four Nebraska career records, five season records and one game record.

- Martinez is Nebraska's all-time leader in total offensive yards per game (267.1), 400-yard total offense games (5) and 300-yard total offense games (14). He has produced five of Nebraska's 17 individual 400-yard total offense performances.
- Martinez averaged a school-record 295.1 yards of total offense per game as a true freshman in 2018. That average ranked 12th nationally, led all freshmen and was the ninth-highest average by a freshman in NCAA history, including the third-best mark ever by a true freshman.
- Martinez also set Nebraska season records for 300-yard total offense games (7) and 400-yard total offense games (3) in 2018.
- Martinez is one of only four active FBS quarterbacks who entered the 2021 season with 5,000 career passing yards and 1,500 career rushing yards.
- Martinez set a then-Nebraska record with an 86.2 completion percentage against Minnesota in 2018, connecting on 25-of-29 passes for 276 yards and three touchdowns. He bettered that mark at Iowa in 2020, connecting on 18-of-20 passes for a school-record 90.0 percent completion rate.
- Martinez completed a school-record 71.5 percent of his passes in 2020. His completion percentage led the Big Ten and ranked fourth nationally. His 71.5 completion percentage also ranked fifth overall in Big Ten history and was the fourth-highest mark in a Big Ten Conference season.
- Martinez not only led Nebraska in passing in 2020, but he was the Huskers' leading rusher as well, becoming the third player to lead Nebraska in rushing and passing in the same season.
- In 2020, Martinez ranked second nationally in rushing yards per game among quarterbacks (74.4 yards per game). He was the only Power Five quarterback to average 70 rushing yards per game. He opened the 2021 season with 111 rushing yards at Illinois, including a career-long 75-yard touchdown run.
- Martinez has 1,887 career rushing yards. That total ranks second among all active FBS quarterbacks.
- At Illinois in 2019, Martinez produced one of only two 300-yard passing and 100-yard rushing performances in Nebraska history (328 passing, 118 rushing).
- In 2018, Martinez became just the sixth freshman in NCAA history to average 200 passing yards and 50 rushing yards per game and just the second true freshman to hit those marks. Martinez was also one of only four FBS quarterbacks - regardless of class - who averaged 225 passing yards and 50 rushing yards per game in 2018.

ACTIVE FBS QUARTERBACKS WITH 5,000 PASS YARDS & 1,500 RUSH YARDS

PLAYER, SCHOOL	CLASS	RUSHING YDS	PASSING YDS
Malik Cunningham, Louisville	Jr.	1,588	5,155
D'Eriq King, Miami/Houston	Sr.	1,959	7,611
Adrian Martinez, Nebraska	Jr.	1,887	5,860
Desmond Ridder, Cincinnati	Sr.	1,814	6,905

ACTIVE FBS LEADERS IN CAREER TOTAL OFFENSIVE YARDS PER GAME

RK.	PLAYER	SCHOOL	GAMES	YPG
1.	Dillon Gabriel	UCF	23	324.8
2.	Sam Howell	North Carolina	25	296.3
3.	Brock Purdy	Iowa State	35	285.1
4.	Holton Ahlers	East Carolina	30	271.8
5.	Adrian Martinez	Nebraska	29	267.1

Note: Minimum 20 career games played

ACTIVE FBS LEADERS IN QUARTERBACK RUSHING YARDS

RK.	PLAYER	SCHOOL	GAMES	YPG
1.	D'Eriq King	Miami/Houston	46	1,959
2.	Adrian Martinez	Nebraska	29	1,887
3.	Desmond Ridder	Cincinnati	36	1,814

ADRIAN MARTINEZ RECORD WATCH

PASSING YARDS

RK.	PLAYER, YEARS	YDS
1.	Tommy Armstrong Jr., 2013-17	8,871
2.	Taylor Martinez, 2010-13	7,258
3.	Adrian Martinez, 2018-pres.	5,860
4.	Zac Taylor, 2005-06	5,850

COMPLETIONS

RK.	PLAYER, YEARS	COMP.
1.	Tommy Armstrong Jr., 2013-16	625
2.	Taylor Martinez, 2010-13	575
3.	Adrian Martinez, 2018-present	497
4.	Zac Taylor, 2005-06	470

COMPLETION PERCENTAGE

RK.	PLAYER, YEARS	PCT.
1.	Joe Ganz, 2006-08	65.1
2.	Adrian Martinez, 2018-present	63.6
3.	Sam Keller, 2007	63.1

Minimum 1,000 career passing yards

TOTAL OFFENSE

RK.	PLAYER, YEARS	YDS
1.	Tommy Armstrong Jr., 2013-16	10,690
2.	Taylor Martinez, 2010-13	10,233
3.	Eric Crouch, 1998-2001	7,915
4.	Adrian Martinez, 2018-pres.	7,747

TOTAL OFFENSIVE YARDS PER GAME

RK.	PLAYER, YEARS	YPG
1.	Adrian Martinez, 2018-pres.	267.1
2.	Tanner Lee, 2017	253.8
3.	Tommy Armstrong Jr., 2013-16	237.6

Minimum 3,000 total yards

QUARTERBACK RUSHING YARDS

RK.	PLAYER, YEARS	YDS
1.	Eric Crouch, 1998-2001	3,434
2.	Taylor Martinez, 2010-13	2,975
3.	Jammal Lord, 2000-03	2,573
4.	Steve Taylor, 1985-88	2,125
5.	Tommie Frazier, 1992-95	1,955
6.	Adrian Martinez, 2018-present	1,887
7.	Tommy Armstrong Jr., 2013-16	1,819
8.	Scott Frost, 1996-97	1,533

250-YARD PASSING GAMES

RK.	PLAYER, YEARS	GMS
1.	Tommy Armstrong Jr., 2013-16	14
2.	Adrian Martinez, 2018-present	11
	Joe Ganz, 2006-08	11

300-YARD PASSING GAMES

RK.	PLAYER, YEARS	GMS
1.	Joe Ganz, 2006-08	8
2.	Tommy Armstrong Jr., 2013-16	6
3.	Taylor Martinez, 2010-13	4
t-4.	Adrian Martinez, 2018-present	3

300-YARD TOTAL OFFENSE GAMES

RK.	PLAYER, YEARS	GMS
1.	Adrian Martinez, 2018-present	14
2.	Tommy Armstrong Jr., 2013-16	13

400-YARD TOTAL OFFENSE GAMES

RK.	PLAYER, YEARS	GMS
1.	Adrian Martinez, 2018-present	5
2.	Joe Ganz, 2006-08	3

NEBRASKA UNDER FROST

Overall.....	12-21
vs. AP Ranked Teams.....	0-7
vs. AP Top 10 Teams.....	0-3
vs. Unranked Teams.....	12-14
vs. Big Ten Teams	9-18
Home.....	8-9
Road	4-12
Neutral.....	0-0
In August	1-1
In September.....	2-6
In October.....	3-5
In November	4-8
In December.....	2-1
In January	0-0
When Rushing for 200 or More Yards.....	7-8
When Rushing for 300 or More Yards.....	5-1
When Passing for 200 or More Yards	8-12
When Passing for 300 or More Yards	1-2
When NU Player Rushes for 100 Yards	6-7
When NU Has Two 100-Yard Rushers	2-1
When NU Player Has 100 yards Receiving ...	6-6
When Opponent Has 100-Yard Rusher	2-11
When Scoring 35 or More Points	8-0
When Holding Opponent to 10 Point or Less...	5-0
When Forcing Three or More Turnovers.....	4-1
When Winning Turnover Margin	7-2
When Nebraska Scores First.....	9-8
When Nebraska Leads at Halftime	9-5
When Nebraska Trails at Halftime	3-15
When Nebraska is Tied at Halftime	0-1
Games Decided by 11 Points or More	6-8
Games Decided by 10 Points or Less.....	5-12
Games Decided by 7 Points or Less.....	5-10
Games Decided by 3 Points or Less.....	2-4
Overtime Games	0-2

FROST AS A HEAD COACH

Overall.....	31-28
vs. AP Ranked Teams.....	3-8
vs. AP Top 10 Teams.....	1-3
vs. Unranked Teams.....	28-20
Home.....	18-12
Road	12-15
Neutral.....	1-2
In August	2-0
In September.....	6-8
In October	9-7
In November	10-10
In December.....	3-2
In January	1-0
When Rushing for 200 or More Yards.....	15-9
When Rushing for 300 or More Yards.....	6-1
When Passing for 200 or More Yards	23-17
When Passing for 300 or More Yards	10-3
When Player Rushes for 100 Yards	11-6
When Has Two 100-Yard Rushers	2-1
When Player Has 100 yards Receiving.....	10-9
When Opponent Has 100-Yard Rusher	6-14
When Scoring 35 or More Points	22-0
When Holding Opponent to 10 Point or Less...	9-0
When Forcing Three or More Turnovers...	14-2
When Winning Turnover Margin	22-3
When Scoring First	20-13
When Leading at Halftime.....	25-7
When Trailing at Halftime	6-19
When Tied at Halftime	0-2
Games Decided by 11 Points or More ...	19-12
Games Decided by 10 Points or Less.....	11-14
Games Decided by 7 Points or Less.....	9-13
Games Decided by 3 Points or Less.....	2-5
Overtime Games	1-3

VETERAN DEFENSE LOOKS TO LEAD HUSKERS THIS SEASON

Nebraska returned 11 full- or part-time starters on a veteran defense that figures to be a strength of the 2021 Huskers. The veteran nature of the Husker defense was evident in game one at Illinois, when every defender in the starting lineup had previously started a game at Nebraska. Entering the season, the Huskers brought back eight players who started at least seven games in 2020.

- In the season opener at Illinois, Nebraska allowed 326 yards of total offense, marking its fourth straight game allowing fewer than 400 yards of total offense. That is the longest such streak for the Nebraska defense since the 2016 season.
- Nebraska allowed an average of 169.5 rushing yards per game and 386.5 yards of total offense per game in 2020. Those totals marked the fewest rushing and total yards allowed per game by a Husker defense since the 2016 season.
- According to ESPN, Nebraska entered the 2021 season with the most returning defensive production of any team in the Big Ten West. The ESPN formula takes into account a team's total number of returning tackles, tackles for loss, sacks and passes defended.
- A total of seven Husker defenders earned at least honorable-mention All-Big Ten accolades last season. That was the highest number of all-conference defenders since Nebraska joined the Big Ten in 2011, and six of those seven All-Big Ten selections return this fall.
- Cornerback **Cam Taylor-Britt** was a 2020 second-team All-Big Ten honoree. Teams generally avoided throwing to Taylor-Britt's side of the field, but when they did he broke up four passes and had a pair of interceptions in eight games. Taylor-Britt has ranked in the top 70 nationally in interceptions each of the last two years, and he ranked third nationally in forced fumbles in 2019.
- Safety **Marquel Dismuke**, outside linebacker **JoJo Domann**, inside linebacker **Will Honas**, defensive lineman **Ben Stille** and safety **Deontai Williams** all return as "super seniors" in their sixth year playing college football, although Honas is out with an injury. Each player was a senior last year but chose to take advantage of the free year of eligibility in 2020 and return for the 2021 season. Each of the five "super seniors" earned honorable-mention All-Big Ten accolades last season.
- Dismuke has started 21 consecutive games at safety. He ranked fourth on the team with 47 tackles in 2020 and set career highs with 4.0 TFLs and four pass breakups in last year's shortened season. Dismuke has totaled 164 tackles in his career.
- Domann led the Huskers with a career-high 58 tackles, 6.5 tackles for loss, five pass breakups, two forced fumbles and one fumble recovery in eight games last season. Domann entered the 2021 season ranked third among all active FBS players with seven career forced fumbles.
- Stille returned to anchor the defensive line. His 23 career starts are the most of any current Blackshirt. Stille is Nebraska's active career leader with 26.0 tackles for loss and 13.0 sacks.
- Williams set career highs with 51 tackles, 4.0 tackles for loss and 1.0 sack in eight games last year. He also broke up four passes and had a sack, forced fumble and fumble recovery for a touchdown on the same play against Penn State, believed to be the first Husker ever to accomplish that feat.
- In addition to the six returning All-Big Ten players, NU returns five other starters. **Garrett Nelson** started every game at outside linebacker in 2020 and totaled 30 tackles, 4.0 TFLs and 1.5 sacks. He opened the 2021 season with a career-high 2.5 tackles for loss at Illinois.
- **Ty Robinson** started seven games at defensive end as a redshirt freshman in 2020, totaling 17 tackles with a pair of tackles for loss.
- **Luke Reimer** made the most of his five starts at inside linebacker last season, recording 40 tackles and ranking second on the team with 2.0 sacks and third with 5.0 TFLs despite battling injuries.
- **Nick Henrich** started one game in 2020 and has earned a starting role in 2021. Henrich finished last season with a double-figure tackle (12) game at Rutgers, and had a game-high 11 tackles in the season opener at Illinois.
- **Caleb Tannor** started five games at outside linebacker last season. Despite the shortened season, he finished with a career-high 23 tackles.
- **Damion Daniels** started three games at nose guard in 2020 and set career highs in tackles (20) and tackles for loss (4.0).
- The Huskers also bring back safety **Myles Farmer**, cornerback **Quinton Newsome** and defensive end **Casey Rogers**, each of whom made their first career starts last season.
- The defense also figures to receive a boost from transfer **Chris Kolarevic**, who totaled 144 tackles, 9.5 tackles for loss, 2.0 sacks, two interceptions and five pass breakups as a starting linebacker at Northern Iowa in 2018 and 2019.

NU FEATURES MIX OF RETURNERS, NEWCOMERS AT RECEIVER

Nebraska returned four of its top six receivers from last season, led by a tight end unit with two proven veterans. At wideout, Nebraska returned four of its six leading wide receivers from last season and the group is bolstered by a productive graduate transfer.

- **Austin Allen** started seven games at tight end last season and ranked second on the team with career highs of 18 catches and 236 receiving yards, despite a shortened season. He is on the preseason watch list for the Mackey Award (nation's best tight end) and the Senior Bowl.
- **Travis Vokolek** made four starts and caught nine passes for 91 yards in the shortened 2020 season. He was fifth on the team in receiving yards, and Vokolek is on the preseason watch list for the Senior Bowl.
- At wideout, **Levi Falck** elected to return for another season after he made four starts and caught 13 passes for 122 yards as a graduate transfer from South Dakota last season. Falck was third on the team in receptions and fourth in receiving yards a year ago.
- **Oliver Martin** begins his second season at Nebraska in 2021 after an outstanding offseason where he posted impressive testing numbers. Martin made an immediate impact last season despite not gaining eligibility until November, starting four of the final five games and making five catches for 63 yards. He opened the 2021 season by setting career highs in receptions (6) and yards (103) at Illinois. He also had a career-long 43-yard catch, and caught a four-yard touchdown pass, registering a touchdown catch at a third Big Ten school (also Michigan, Iowa).
- **Zavier Betts** caught 12 passes and was third on the team with 131 receiving yards in a promising true freshman season in 2020.
- Nebraska also added Montana transfer **Samori Toure**, who was a 2019 first-team FCS All-American after catching 87 passes for a school-record 1,495 receiving yards, which ranked second nationally. Toure entered the 2021 season with career totals of 155 receptions, 2,488 yards and 20 touchdowns.
- **Alante Brown** (three catches for 41 yards) and **Wyatt Liewer** (three catches for 22 yards) also return after gaining valuable experience last season in the first playing time of their careers.
- **Chris Hickman** has played both tight end and receiver in his Nebraska career, and has settled in at tight end this season.

HUSKERS HAVE YOUNG, TALENTED OFFENSIVE LINE

Nebraska returned every starting offensive lineman from the 2019 to 2020 season, but a pair of freshmen still found their way into the starting lineup last year. This year, all 23 offensive linemen are eligible to return for the 2022 season. The group has helped Nebraska become the only Power Five program to average 200 rushing yards each of the last three seasons (2018, 2019, 2020).

- **Cam Jurgens** has started 19 of Nebraska's 21 games at center since the start of the 2019 season. In 2019, Jurgens became the first Husker freshman to ever start a game at center.
- **Bryce Benhart** started all eight games at right tackle as a redshirt freshman in 2020. Benhart was a top-150 recruit out of high school.
- **Ethan Piper** started the final seven games at left guard last season in his redshirt freshman season. Piper is holding down the same position again this season.
- As a true freshman, **Turner Corcoran** started the final game at left tackle last season, becoming the first true freshman to ever start at left tackle for Nebraska. Corcoran was a top-50 recruit out of high school. He is expected to hold down the starting role at left tackle in 2021.
- Offensive guard **Matt Sichterman** and offensive tackle **Brant Banks** earned their first career starts at Illinois. Both brought experience into the season with Sichterman previously appearing in 24 career games, and Banks with five games of experience.
- **Trent Hixson** also boasts starting experience, as he started all 12 games at left guard as a sophomore in 2019, before moving to center. **Broc Bando** has played in 21 games in his career and provides depth at guard.
- **Nouredin Nouili** also has starting experience on the offensive line. Nouili started seven games at offensive guard at Colorado State in 2019 before transferring to Nebraska. He was the first true freshman to start on the offensive line for the Rams since 1996.

HUSKERS BOAST 20 GRADUATES PLAYING THIS SEASON

A total of 20 Huskers are playing this season as college graduates. The group of graduates includes all eight seniors and 12 juniors. Fourteen players earned their degree from Nebraska, while the remaining six players were graduate transfers into the Husker program.

- Nebraska is one of only 14 FBS programs - including just two Big Ten teams (Illinois - 29) - with at least 20 college graduates on their 2021 roster.
- **Ben Stille** has already earned both his bachelor's and master's degree in nutrition and health sciences and is beginning coursework on a second master's degree this fall.

2021 OFFENSE GAME-BY-GAME

RUSHING

GAME	ATT.	YDS.	TD	LONG
ILL	39	160	2	75
FORD				
BUFF				
OKLA				
MSU				
NW				
MICH				
MINN				
PUR				
OSU				
WISC				
IOWA				

PASSING

GAME	COM-ATT-INT	YDS	TD	LG	SACKS
ILL	16-32-0	232	1	43	5-35
FORD					
BUFF					
OKLA					
MSU					
NW					
MICH					
MINN					
PUR					
OSU					
WISC					
IOWA					

2021 DEFENSE GAME-BY-GAME

RUSHING DEFENSE

GAME	ATT.	YDS.	TD	LONG
ILL	48	167	1	45
FORD				
BUFF				
OKLA				
MSU				
NW				
MICH				
MINN				
PUR				
OSU				
WISC				
IOWA				

PASSING DEFENSE

GAME	COM-ATT-INT	YDS	TD	LG	SACKS
ILL	15-19-0	159	2	45	3-17
FORD					
BUFF					
OKLA					
MSU					
NW					
MICH					
MINN					
PUR					
OSU					
WISC					
IOWA					

SACKS/TFL

GAME	SACKS	YARDS	TFL	YARDS
ILL	3	17	9	28
FORD				
BUFF				
OKLA				
MSU				
NW				
MICH				
MINN				
PUR				
OSU				
WISC				
IOWA				

CHARTING THE HUSKERS

ALL-TIME WINS

RK.	SCHOOL	WINS
1.	Michigan	964
2.	Ohio State	931
3.	Alabama	929
4.	Texas	923
5.	Notre Dame	918
6.	Oklahoma	917
7.	Nebraska	905
8.	Penn State	902

CONFERENCE TITLES

RK.	SCHOOL	TITLES
1.	Oklahoma	50
2.	Nebraska	46
3.	Michigan	42

AP NATIONAL TITLES

RK.	SCHOOL	TITLES
1.	Alabama	12
2.	Notre Dame	8
3.	Oklahoma	7
4.	Miami	5
	Ohio State	5
	USC	5
t-7.	Nebraska	4

COACHES POLL NATIONAL TITLES

RK.	SCHOOL	TITLES
1.	Alabama	11
2.	Oklahoma	6
3.	USC	5
t-4.	Nebraska	4

NATIONAL TITLES SINCE 1970

RK.	SCHOOL	TITLES
1.	Alabama	12
2.	Nebraska	5
	Miami	5

BOWL APPEARANCES

RK.	SCHOOL	BOWLS
1.	Alabama	66
2.	Texas	56
3.	Georgia	55
4.	Oklahoma	54
t-5.	Nebraska	53

HEISMAN TROPHY WINNERS

RK.	SCHOOL	WINNERS
1.	Notre Dame	7
	Ohio State	7
	Oklahoma	7
4.	USC	6
t-5.	Nebraska	3

NFL DRAFT PICKS

RK.	SCHOOL	PICKS
1.	Notre Dame	520
2.	USC	517
3.	Ohio State	473
4.	Oklahoma	402
5.	Michigan	387
6.	Alabama	384
7.	Penn State	367
8.	Nebraska	364

FBS TEAMS THAT AVERAGED 200 RUSHING YPG IN 2018, 2019 & 2020

TEAM	2018 YPG	2019 YPG	2020 YPG
Air Force	283.5	298.5	305.7
Appalachian St.	240.4	231.4	264.9
Army	312.5	297.2	273.0
Cincinnati	239.5	208.0	212.4
Georgia Southern	266.2	253.2	267.1
Louisiana	218.7	257.4	213.0
Nebraska	209.0	203.3	201.4
Ohio	258.5	221.8	216.7
Tulane	218.2	243.2	217.1
UCF	265.2	223.8	210.7

HUSKER STREAKS CONTINUE INTO 2021 SEASON

A pair of impressive team streaks carry over into the 2021 season, while a legendary streak could resume following a one-year hiatus in 2020.

- Nebraska has sold out 375 consecutive games at Memorial Stadium, dating from the next-to-last home game of the 1962 season through the 2019 season. The Huskers' legendary sellout streak - an NCAA record - was paused during the 2020 season.
- The Huskers have scored in 316 consecutive games. The streak is the longest in school history, the seventh-longest in FBS history and the fifth-longest active streak. The last time Nebraska was shut out was a 19-0 loss at No. 17 Arizona State on Sept. 21, 1996.
- Nebraska has also scored in 344 consecutive home games, a school record. The last time the Huskers were shut out at home came on Nov. 9, 1968 against Kansas State (12-0 loss).
- Nebraska is 252-0 all-time when scoring 35 or more points at home. **Scott Frost** is also 22-0 in his head coaching career when his team scores at least 35 points.

NEBRASKA AMONG TOP ALL-TIME PROGRAMS

Nebraska is playing its 132nd season this fall, and the Huskers boast a 905-401-40 all-time record in 1,346 games (.687). Nebraska is one of eight programs with 900 wins.

- Nebraska became the fifth member of the 900-win club at Illinois on Sept. 21, 2019, joining Michigan, Ohio State, Texas and Alabama as 900-win programs at the time. Notre Dame, Oklahoma and Penn State have since joined the elite club.
- Since 1970, Nebraska owns a 471-161-5 record (.743) with five national championships. The Huskers rank second among all FBS programs in national titles and third in wins since 1970.
- Nebraska boasts 27 10-win seasons in school history, including 24 since 1970. The Huskers also have 12 seasons with 11 or more wins, seven seasons with 12 or more wins and three 13-win seasons.
- The Huskers own 50 nine-win seasons, one behind Alabama for the most in NCAA history. Forty-two of those nine-win seasons have come since 1970 and 48 since 1962, 12 more than any other school.
- Nebraska was the first team in NCAA history to win 100 games in consecutive decades, leading the nation with 103 wins in the 1980s and ranking second with 108 wins in the 1990s.

HUSKER GRADUATES

- Austin Allen
- Broc Bando
- Chancellor Brewington (Northern Arizona)
- Kyan Brumfield (Colgate)
- Connor Culp (LSU)
- Damion Daniels
- Marquel Dismuke
- JoJo Domann
- Levi Falck (South Dakota)
- Trent Hixson
- Will Honas
- Chris Kolarevic (Northern Iowa)
- Adrian Martinez
- Lane McCallum
- Matt Sichterman
- Ben Stille
- Deontre Thomas
- Samori Toure (Montana)
- Travis Vokolek
- Deontai Williams

MOST GRADUATES ON ROSTER

RK.	TEAM	GRADUATES
1.	Illinois	29
2.	Western Kentucky	27
3.	SMU	26
	Louisiana Tech	26
5.	Liberty	24
	South Carolina	24
7.	Arizona State	23
	Auburn	23
	Iowa State	23
	Virginia	23
11.	Kent State	21
	UCF	21
13.	Nebraska	20
	Kansas State	20

ALL-TIME LONGEST STREAKS WITHOUT BEING SHUT OUT

RK.	PLAYER	YEAR BEGAN	YEAR ENDED	GAMES
1.	Florida	1988	Active	410
2.	Michigan	1984	2014	365
3.	BYU	1975	2003	361
4.	TCU	1992	Active	355
5.	Virginia Tech	1995	Active	333
6.	Georgia	1995	Active	328
7.	Nebraska	1996	Active	316
8.	Air Force	1992	2017	306
9.	Boise State	1997	Active	299

NEBRASKA ALSO EXCELS IN THE CLASSROOM

Nebraska's rich tradition is not limited to the field, as the Huskers have been outstanding in the classroom as well.

- Nebraska owns the NCAA Division I record with 347 CoSIDA Academic All-Americans across all sports.
- Husker football has produced 108 CoSIDA Academic All-Americans, the most of any single sport in NCAA history.
- Nebraska owns the NCAA record with 18 NCAA Top 10 Award Winners, which is considered the "Heisman Trophy" of academics for NCAA student-athletes.
- Nebraska football has produced nine NCAA Top 10 Award winners, the most of any single team in NCAA history.
- Nebraska recorded an all-time high in the most recent NCAA Graduation Success Rate numbers released in November of 2020. Nebraska's all-sports GSR rate of 94 percent marked the eighth consecutive year the Huskers GSR rate had improved.
- The football team posted a program-record team grade-point average of 3.297 in the 2020 spring semester. Following the spring 2021 semester, the football team's cumulative GPA was 3.137.

HUSKERS RANK HIGHLY IN NATIONAL CHAMPIONSHIPS

Nebraska has won five national championships, including three outright titles (1971, 1994, 1995) and two shared championships (1970, 1997). In 1970, Nebraska was awarded the Associated Press national title, but was No. 3 in the coaches poll behind No. 1 Texas and No. 2 Ohio State, both of whom lost their bowl games (the coaches' poll was voted on before bowl games). In 1997, undefeated Nebraska was voted No. 1 in the coaches' poll, while undefeated Michigan was No. 1 in the AP poll.

- Nebraska's four AP national championships rank seventh all-time.
- The Huskers' four coaches' poll national championships rank fourth all-time.

CHARTING THE HUSKERS

CONSECUTIVE HOME SELLOUTS*

RK.	SCHOOL	SELLOUTS
1.	Nebraska	375
2.	Oklahoma	129

*2020 season not counted due to pandemic

WINS THE LAST 50 SEASONS

RK.	SCHOOL	WINS
1.	Oklahoma	475
2.	Ohio State	469
3.	Nebraska	460
	Alabama	460

WINS THE LAST 40 SEASONS

RK.	SCHOOL	WINS
1.	Ohio State	378
2.	Oklahoma	370
3.	Nebraska	363
4.	Florida	359
	Florida State	359

WINS THE LAST 30 SEASONS

RK.	SCHOOL	WINS
1.	Ohio State	298
2.	Florida	282
3.	Oklahoma	281
4.	Georgia	274
5.	Alabama	271
	Florida State	271
7.	Clemson	265
8.	Nebraska	261
	Wisconsin	261
10.	Virginia Tech	259

9-WIN SEASONS

RK.	SCHOOL	SEASONS
1.	Alabama	51
2.	Nebraska	50
3.	Oklahoma	48

10-WIN SEASONS

RK.	SCHOOL	SEASONS
1.	Oklahoma	41
2.	Alabama	40
3.	Michigan	29
4.	Nebraska	27

WEEKS RANKED IN AP POLL

RK.	SCHOOL	WEEKS
1.	Ohio State	935
2.	Michigan	873
3.	Oklahoma	862
4.	Notre Dame	834
5.	Alabama	826
6.	USC	786
7.	Texas	745
8.	Nebraska	730

WEEKS RANKED NO. 1 IN AP POLL

RK.	SCHOOL	WEEKS
1.	Alabama	131
2.	Ohio State	105
3.	Oklahoma	101
4.	Notre Dame	98
5.	USC	91
6.	Florida State	72
7.	Nebraska	70

NEBRASKA FOOTBALL FACTS

HISTORY

Season of Football.....	132nd
All-Time Games Played	1,346
National Ranking in All-Time Wins	7th
All-Time Bowl Appearances	53
National Ranking in Bowl Appearances	5th

CHAMPIONSHIPS

National Championships	5
Back-to-Back National Championships	2
Undefeated Seasons	11
Perfect Seasons	9
Conference Championships	46

RECORD BREAKDOWN

All-Time Record	905-401-40
All-Time Bowl Record	26-27
Home Games	550-161-20
Memorial Stadium	423-138-13
Record in August	14-1-0
Record in September	179-49-6
Record in October	364-147-19
Record in November	309-168-15
Record in December	24-15-0
Record in January	14-21-0
Record in February	1-0-0
In Overtime	8-6
At Night	100-44-3
When Scoring 35+ Points	372-9
When Allowing 10 Points or Less	575-47-29
vs. Big Ten Teams	123-111-9
» In Big Ten Play (since 2011)	43-43
» Home	23-18
» Away	20-24
» Neutral	0-1
vs. Ranked Teams	105-134-3
» Home	51-43-0
» Away	28-64-3
» Neutral	26-27-0
» as No. 1 Team	46-7-1

STREAKS

Consecutive Games Scoring a Point	316
Consecutive Home Games Scoring a Point	344
Consecutive Home Sellouts	375
<i>Note: Sellout streak was paused for 2020</i>	
Record in Sellout Streak	312-63
» vs. Ranked Teams	47-32

INDIVIDUAL HONORS

College Football Hall of Fame Players	19
College Football Hall of Fame Coaches	6
First-Team All-Americans	110
Unanimous All-Americans	54
CoSIDA Academic All-Americans*	108
NCAA Top Ten Award Winners*	9
Heisman Trophy Winners	3
Walter Camp Award Winners	3
Maxwell Trophy Winners	1
Outland Trophy Winners*	9
Lombardi Trophy Winners	5
Butkus Award Winners	1
Johnny Unitas Golden Arm Award Winners	1
Davey O'Brien Award Winners	1
Rimington Award Winners	1
Bednarik Award Winners	1
Nagurski Trophy Winners	1
Retired Jerseys	25
First-Team All-Conference Selections	520

*Total leads the nation

NEBRASKA NO. 2 IN CONFERENCE TITLES

Nebraska is one of only five schools in NCAA history that has won at least 40 conference championships, ranking second all-time with 46 conference titles. In 36 seasons (1962-97) under Hall-of-Fame coaches Bob Devaney (8) and Tom Osborne (13), the Huskers won 21 conference titles.

MOST CONFERENCE TITLES

RK.	TEAM	TOTAL
1.	Oklahoma	50
2.	Nebraska	46
3.	Michigan	42
4.	Ohio State	41
5.	USC	40

HUSKERS OWN BIG HOME-FIELD ADVANTAGE

Nebraska has enjoyed much success in its history when playing at home in front of the greatest fans in college football.

- Since 1970, NU is 281-57 (.831) at Memorial Stadium and has posted 41 perfect home seasons.
- The Huskers are 550-161-20 all-time in Lincoln (.766 in 130 years).
- Nebraska is 423-138-13 in Memorial Stadium (.748 in 98 years dating back to 1923).
- The Huskers are 47-8 all-time in Memorial Stadium night games.

2021 NEBRASKA SEASON NOTEBOOK

SCHEDULE NOTES

- Nebraska will play four games - one-third of its schedule - against opponents ranked in the final 2020 AP poll, including three of its first 10 games against top-10 teams from last season. Nebraska also faces four teams ranked in the 2021 preseason AP poll: Oklahoma (2nd), Ohio State (4th), Wisconsin (12th) and Iowa (18th).

2020 TOP-25 TEAMS ON SCHEDULE

GM	DATE	OPPONENT	RANK
4	Sept. 18	at Oklahoma	6th
6	Oct. 2	Northwestern	10th
10	Nov. 6	Ohio State	2nd
12	Nov. 26	Iowa	16th

- Nebraska and Oklahoma will celebrate the 50th anniversary of the "Game of the Century" when the teams meet in Norman on Sept. 18. On Nov. 25, 1971, No. 1 Nebraska defeated No. 2 Oklahoma, 35-31, in a battle of undefeated teams in Norman.

COACHING STAFF NOTES

- Scott Frost** is in his sixth season as a head coach and fourth year at Nebraska. Frost is one of four former Husker players to return to the Nebraska sideline as head coach, and he is one of 18 FBS head coaches coaching at his alma mater in 2021.
- Nebraska's staff also includes former Huskers **Greg Austin** (2003-06), **Ryan Held** (1993-96) and **Barrett Ruud** (2001-04).
- Frost is one of only four FBS head coaches to win a national title as a player. Both Frost (1995 & 1997) and Ryan Held (1994 & 1995) were two-time national champions as Huskers.
- Frost and seven of his 10 assistant coaches are in their sixth consecutive season working together, including two seasons at UCF.
- Frost and all 10 full-time assistants from the 2020 season returned for this fall. This season marks the first time since 2014 that Nebraska returned its entire coaching staff intact.
- Frost was the 2017 national coach of the year, while offensive coordinator **Matt Lubick** was a finalist for AFCA Assistant Coach of the Year in 2012. Defensive coordinator **Erik Chinander** was a nominee for the 2016 Broyles Award and quarterbacks coach **Mario Verduzco** was a Broyles Award nominee in 2018.
- Frost's teams have been ranked in the top 15 in 10 of his first 14 seasons as a full-time coach. Of those 10 seasons, Frost's teams have posted eight top-10 rankings and six top-five rankings.

HUSKER CAPTAIN NOTES

- Austin Allen**, **Damion Daniels**, **Adrian Martinez** and **Cam Taylor-Britt** will serve as team captains for the 2021 season.
- Martinez is a captain for the third straight year, the only three-time captain in program history.
- Damion Daniels joins his brother Darrion (2019) as a Husker team captain. The Daniels are the ninth pair of brothers to each be selected as Nebraska team captains.

ROSTER NOTES

- Nebraska's roster features 153 players. With the NCAA granting a free year of eligibility for the 2020 season, all returning Huskers are listed with the same class as last year, leading to more than 60 percent of the Husker roster being comprised of freshmen.

HUSKER ROSTER CLASS BREAKDOWN

CLASS	TOTAL	% OF ROSTER
Freshmen	72	47%
Redshirt Freshmen	26	17%
Total Freshmen	98	64%
Sophomores	25	16%
Juniors	23	15%
Seniors	8	5%

- The Husker roster features 104 returning players and 49 newcomers. Nebraska returns a total of 21 starters and 52 letterwinners.
- Nebraska added 49 players - 23 scholarship student-athletes and 26 walk-ons - since last season. That group includes 39 true freshmen and eight transfers. Among the transfers, three came from FBS schools, three from FCS programs, one from the junior college rank and one from the NAIA.
- Nebraska's roster features players from 26 states and three foreign countries (Australia, Canada and Germany).
- Nebraska has had a letterwinner from 47 of the 50 states in its history, missing only Idaho, New Hampshire and Rhode Island.
- States with multiple players on the Huskers' 2021 roster include: Nebraska (68), Iowa (12), Texas (10), Florida (9), Georgia (7), Arizona (6), Alabama (4), California (4), Colorado (4), Kansas (3), Michigan (3), New Jersey (3), Minnesota (2), Oklahoma (2) and South Dakota (2).
- Hawaii, Illinois, Indiana, Missouri, North Carolina, New York, Nevada, Ohio, Oregon, Tennessee and Virginia each have one player represented on the 2021 roster.

ACADEMIC NOTES

- A total of 20 Huskers are playing the 2021 season as graduates, including all eight seniors.

HUSKERS WHO HAVE EARNED DEGREES

» Austin Allen	» Will Honas
» Broc Bando	» Chris Kolarovic
» Chancellor Brewington	» Adrian Martinez
» Kyan Brumfield	» Lane McCallum
» Connor Culp	» Matt Sichterman
» Damion Daniels	» Ben Stille
» Marquel Dismuke	» Deontre Thomas
» JoJo Domann	» Samori Toure
» Levi Falck	» Travis Vokolek
» Trent Hixson	» Deontai Williams

- Two more Huskers, Caleb Tannor and Cam Taylor-Britt, are on track to graduate in December.
- Nebraska set a program record with a 3.297 team grade-point average in the 2020 spring semester. Following the 2021 spring semester, the Huskers' cumulative team GPA was 3.137.

HOME OF THE HUSKERS



Memorial Stadium's history dates nearly 100 years. In the fall of 1922, a drive for \$430,000 in stadium construction funds was undertaken by faculty, students, alumni and friends of the University.

The stadium was named Memorial Stadium to honor all Nebraskans who served in the Civil and Spanish-American Wars; the 751 Nebraskans who died in World War I; the 3,839 in World War II; the 225 in Korea; the 422 in Vietnam; and those in Iraq.

Construction was completed in a few more than 90 working days and Memorial Stadium was dedicated on Oct. 20, 1923, at the Homecoming game in which Nebraska was held to a scoreless tie by Kansas.

The field at Memorial Stadium was named Tom Osborne Field - after the Huskers' legendary Hall-of-Fame coach - in 1998, one year after Osborne's retirement following 25 years and 255 victories as head coach.

TOP 10 HOME CROWDS

RK.	DATE	OPPONENT	ATT.
1.	Sept. 20, 2014	Miami	91,585
2.	Sept. 14, 2013	UCLA	91,471
3.	Aug. 30, 2014	Fla. Atlantic	91,441
4.	Nov. 29, 2013	Iowa	91,260
5.	Sept. 27, 2014	Illinois	91,225
6.	Nov. 22, 2014	Minnesota	91,186
7.	Aug. 31, 2013	Wyoming	91,185
8.	Nov. 2, 2013	Northwestern	91,140
9.	Nov. 1, 2014	Purdue	91,107
10.	Oct. 25, 2014	Rutgers	91,088

TOP 5 SEASON ATTENDANCE

RK.	YEAR	GAMES	TOTAL	AVG.
1.	2014	7	638,744	91,249
2.	2013	8	727,466	90,933
3.	2016	7	631,402	90,200
4.	2015	7	629,986	89,998
5.	2017	7	628,583	89,798

LONGEST HOME WIN STREAKS

RK.	BEGAN	ENDED	WINS
1.	Oct. 19, 1991	Oct. 31, 1998	47
2.	Sept. 28, 1901	Oct. 20, 1906	33
3.	Nov. 27, 1998	Nov. 2, 2002	26
4.	Sept. 27, 1969	Nov. 23, 1972	23
5.	Oct. 3, 1981	Nov. 17, 1984	21

All streaks at Memorial Stadium, except for the 33-game streak from 1901 to 1906.

COACHING LEDGER

NEBRASKA (2018-PRESENT)

- Head Coach (12-21 Record)

UCF (2016-17)

- Head Coach (19-7 Record)

OREGON (2009-15)

- Offensive Coordinator (2013-15)
- Assistant Coach (WR) (2009-12)

NORTHERN IOWA (2007-08)

- Co-Defensive Coordinator (2008)
- Assistant Coach (LB) (2007)

KANSAS STATE (2006)

- Graduate Assistant

NEBRASKA (2002)

- Graduate Assistant

YEARLY TEAM RECORDS

YEAR	TEAM (ROLE)	RECORD
2007	Northern Iowa (AC)	12-1
2008	Northern Iowa (DC)	12-3
2009	Oregon (AC)	10-3
2010	Oregon (AC)	12-1
2011	Oregon (AC)	12-2
2012	Oregon (AC)	12-1
2013	Oregon (OC)	11-2
2014	Oregon (OC)	13-2
2015	Oregon (OC)	9-3
2016	UCF (HC)	6-7
2017	UCF (HC)	13-0
2018	Nebraska (HC)	4-8
2019	Nebraska (HC)	5-7
2020	Nebraska (HC)	3-5
2021	Nebraska (HC)	0-1

HEAD COACHING RECORD 31-28

YEARLY FINAL TEAM RANKINGS

YEAR	TEAM (ROLE)	RANK
2007	UNI (AC)	4th
2008	UNI (DC)	4th
2009	Oregon (AC)	11th
2010	Oregon (AC)	3rd
2011	Oregon (AC)	4th
2012	Oregon (AC)	2nd
2013	Oregon (OC)	9th
2014	Oregon (OC)	2nd
2015	Oregon (OC)	14th
2016	UCF (HC)	NR
2017	UCF (HC)	6th
2018	Nebraska (HC)	NR
2019	Nebraska (HC)	NR
2020	Nebraska (HC)	NR

CONFERENCE TITLES (7)

YEAR	TEAM	CONFERENCE
2007	UNI (AC)	Gateway
2008	UNI (DC)	Missouri Valley
2009	Oregon (AC)	Pac-10
2010	Oregon (AC)	Pac-10
2011	Oregon (AC)	Pac-12
2014	Oregon (OC)	Pac-12
2017	UCF (HC)	American

PLAYING LEDGER

NATIONAL FOOTBALL LEAGUE

- 3rd-Round Pick in 1998 NFL Draft
- 6-Year NFL Career at Safety

NEBRASKA CAREER

- 1995 & 1997 National Champion
- 24-2 Record as Starting Quarterback
- 1996 Big 12 Newcomer of the Year

HEAD COACH SCOTT FROST



HISTORIC TURNAROUND AT UCF

At UCF, Frost produced the greatest two-year turnaround in college football history, inheriting an 0-12 team and leading the Knights to a 13-0 record just two years later.

- In his first season in 2016, Frost made history as the only first-time head coach in FBS history to make a bowl game with a team that was winless the previous season.
- UCF tied for the national lead with a six-win improvement from the 2015 to 2016 season. The Knights then ranked third nationally after improving by seven wins from the 2016 to 2017 season.
- The Knights' seven-win improvement from 2016 to 2017 ranked 11th in NCAA history and marked just the second time ever a bowl team improved by more than six wins the next season.
- UCF was the American Athletic Conference and Peach Bowl champions and was the only FBS team to go undefeated in 2017.
- Frost called UCF's plays, orchestrating the greatest two-year offensive turnaround in NCAA history. The Knights went from last to fifth in total offense, improving their output by more than 260 yards per game. UCF also went from third-to-last to first in scoring offense, improving by nearly 35 points per game.

13-0 AS A PLAYER & COACH

In his second year as a head coach, Scott Frost guided UCF to a 13-0 record in 2017, when the Knights were the nation's only undefeated team.

- Frost was the fourth coach in FBS history to post a 13-0 record or better in either his first or second season as a head coach. Among that quartet, Frost is the only coach who inherited a team that won fewer than five games, as UCF went 0-12 the year before Frost's arrival.
- Frost is one of only seven active FBS head coaches who has posted a 13-0 season or better, joining Jimbo Fisher, Gary Patterson, Ed Orgeron, Nick Saban, Dabo Swinney and Kyle Whittingham.
- Frost also led Nebraska to a 13-0 record and a national title as the Huskers' starting quarterback in 1997. Frost was the first person in NCAA history to be part of a 13-0 season as both a player and a head coach.

NATIONAL COACH OF THE YEAR

Frost was the consensus choice as the 2017 national coach of the year, earning the honor from at least eight different organizations.

- Frost won the 2017 Paul "Bear" Bryant Award as the national coach of the year. He joined Chris Petersen (2006 & 2009, Boise State) as the only coaches in the 32-year history of the award to win the honor while coaching a team outside of a Power Five Conference.
- Frost was also the AP Coach of the Year, becoming the sixth coach to win the award in his first or second season as a head coach.

FROST A TOP OFFENSIVE COACH

For each of the last 12 years, Scott Frost has either been an offensive assistant, offensive coordinator or head coach who calls the offensive plays. During that time, he has consistently proven to be one of the nation's finest offensive coaches.

- In 12 seasons coaching offense, Frost has worked with eight units that finished in the top 10 nationally in scoring, including seven that ranked in the top five.
- Frost has also been a part of seven teams that ranked in the top 10 nationally in total offense the past 12 seasons.

FROST A PROVEN WINNER

Frost is a proven winner. In his 15-year full-time coaching career, Frost's teams have combined for a 134-46 record.

- Frost teams have averaged better than nine wins per season, including seven 12-win campaigns.
- He has won seven conference titles in 14 years.
- Frost has coached in two national title games and his teams have finished with a top-10 ranking eight times in the past 14 years.
- In two seasons as UCF's head coach, the Knights were the nation's most improved team in 2016 and were the only FBS team to go undefeated in 2017.
- As a Husker quarterback, Frost was a two-time national champion who helped NU to a 36-2 record, including a 24-2 mark as a starter.
- Frost is one of four active head coaches who won a national title as a player and is the only coach who won multiple national titles as a player.

NEBRASKA ASSISTANT COACHES



MATT LUBICK

OFFENSIVE COORDINATOR WIDE RECEIVERS

- 2nd Season at Nebraska
- 26th Career Season
- 5th Year as an Offensive Coord.

Lubick has coached in the ACC, Big Ten and Pac-12, serving as offensive coordinator at Oregon, Washington and Nebraska. In his last seven seasons, Lubick has worked with four top-25 scoring offenses. His offenses have ranked in the top 25 nationally in completion percentage each of his four years as a coordinator, including NU in 2020 (9th). The 2012 National Wide Receivers Coach of the Year, Lubick coached two of the 10 all-time leading receivers at Washington.



GREG AUSTIN

OFFENSIVE LINE RUN GAME COORDINATOR

- 4th Season at Nebraska
- 12th Career Season
- 2 Years of NFL Experience

A former Husker All-Big 12 offensive lineman, Austin has coached the offensive line at the Power Five and NFL levels. His lines have paved the way for a top-25 offense at each of his three collegiate stops. Austin also serves as the Huskers' run game coordinator.



SEAN BECKTON

TIGHT ENDS

- 4th Season at Nebraska
- 26th Career Season
- 23 Years of Collegiate Experience

Beckton has developed NFL draft picks at three different positions: cornerback, wide receiver and tight end. Husker tight ends set career highs in every category in 2019 and helped Nebraska rank 9th nationally in completion percentage in 2020.



RYAN HELD

RUNNING BACKS RECRUITING COORDINATOR

- 4th Season at Nebraska
- 22nd Career Season
- 13 Years as a Head Coach

Held won two national titles as a player at Nebraska, and he has won two national titles as a coach (Nebraska & Tennessee). He has coached a running back who has ranked in the top 15 nationally in yards per carry two of the last four seasons.



MARIO VERDUZCO

QUARTERBACKS

- 4th Season at Nebraska
- 45th Career Season
- 35 Years of Collegiate Experience

Verduzco was a nominee for assistant coach of the year in 2018 after Adrian Martinez was the second true freshman in NCAA history to average 200 yards passing and 50 yards rushing. In 2017, UCF's McKenzie Milton was second nationally in pass efficiency.



ERIK CHINANDER

DEFENSIVE COORDINATOR

- 4th Season at Nebraska
- 19th Career Season
- 6th Year as a Defensive Coord.

Chinander boasts NFL coaching experience and has coached in two FBS national title games and one FCS Championship Game. He earned a nomination for the Broyles Award at UCF in 2016. The defense then preserved UCF's perfect season in 2017 with a pair of game-clinching interceptions in the conference title game and the Peach Bowl. At Nebraska in 2020, the Huskers allowed their fewest yards per game (386.5) since the 2016 season.



MIKE DAWSON

OUTSIDE LINEBACKERS SPECIAL TEAMS COORD.

- 2nd Season at NU (3rd Overall)
- 23rd Career Season
- 4 Years of NFL Experience

Dawson boasts four years of NFL coaching experience, and he has also been a collegiate defensive coordinator. He has experience coaching both defensive linemen and outside linebackers in college and the NFL. Dawson is also NU's special teams coordinator.



TRAVIS FISHER

DEFENSIVE BACKS

- 4th Season at Nebraska
- 9th Career Season

Fisher is a rising star following a nine-year NFL career. He has coached 12 all-conference defensive backs the past five years and all four Husker secondary starters were All-Big Ten in 2020. Fisher's units have ranked in the top 25 in interceptions twice in the last five years.



BARRETT RUUD

INSIDE LINEBACKERS

- 4th Season at Nebraska
- 7th Career Season

Mohamed Barry totaled more than 200 tackles in his two seasons under Ruud, earning All-Big Ten honors both years. Ruud is Nebraska's all-time leading tackler, and he posted four consecutive 100-tackle seasons for the Tampa Bay Bucs as part of his eight-year NFL career.



TONY TUIOTI

DEFENSIVE LINE

- 3rd Season at Nebraska
- 19th Career Season
- 2 Years of NFL Experience

Tuioti has NFL experience as a defensive line coach and has coached at two of the seven winningest programs in NCAA history. Two of his three starting defensive linemen in 2019 were selected in the NFL Draft, while the third signed a free agent contract.

GAME DAY COACHING SPOTS

SIDELINES

- Scott Frost, Head Coach
- Greg Austin, Defensive Line
- Sean Beckton, Tight Ends
- Mike Dawson, OLB/Special Teams
- Travis Fisher, Defensive Backs
- Barrett Ruud, Inside Linebackers
- Tony Tuioti, Defensive Line
- Mario Verduzco, Quarterbacks

COACHES BOOTH

- Erik Chinander, Defensive Coordinator
- Matt Lubick, Offensive Coordinator/WRs
- Ryan Held, Running Backs

NEBRASKA SUPPORT STAFF

STRENGTH COACHES

- Zach Duval, Head Strength Coach
- Jasen Carlson, Assistant Strength Coach
- Dan Millington, Assistant Strength Coach
- Andrew Strop, Assistant Strength Coach
- Ryan Teifer, Performance Intern

FOOTBALL ADMINISTRATION

- Matt Davison, Associate A.D. - Football
- Andrew Sims, Dir. of Football Operations
- Austin Herink, Assoc. Dir. of Football Oper.
- Joni Duff, Football Administrative Assistant

ANALYSTS & QUALITY CONTROL

- Ron Brown, Senior Offensive Analyst
- Frank Verducci, Senior Offensive Analyst
- Mike Cassano, Offensive Analyst
- Steve Demeo, Offensive Analyst
- Keanon Lowe, Offensive Analyst
- Demeitre Brim, Defensive Analyst
- Bill Busch, Defensive Analyst
- Bobby Maffei, Defensive Analyst
- Dan Dillon, Recruiting Analyst
- Steve Cooper, Offensive Quality Control
- Sean Beckton Jr., Develop. Perf. Quality Control

PLAYER PERSONNEL & RECRUITING

- Sean Dillon, Director of Player Personnel
- Ryan Callaghan, Asst. Dir. of Player Personnel
- Marco Castro-Walker, Dir. of Player Develop.
- Kenny Wilhite, Director of High School Relations
- Trent Mossbrucker, Dir. of Recruiting & Admin.

GRADUATE ASSISTANTS

- Quentin Carter
- Joey Connors
- Jon Germano
- Marcell Lazard

FOOTBALL VIDEO & CREATIVE STAFF

- Matt Haron, Director of Video Technology
- Orah Garst, Dir. of Creative & Engagement
- Hunter Krehnke, Director of Graphic Design
- Rob Washington, Digital Producer for Football
- Geno Velasco, Video Producer for Football
- Cole Gerke, Video Assistant for Football

ADDITIONAL FOOTBALL STAFF

- Jay Terry, Assistant A.D. - Equipment Operations
- Bryan Harrod, Equipment Manager
- Kyle Kotrous, Equipment Manager
- Mark Mayer, Head Football Athletic Trainer
- Drew Hamblin, Assistant Athletic Trainer
- Dave Ellis, Director of Performance Nutrition
- Brett Haskell, Director of Sport Psychology

SCOUTING THE FORDHAM RAMS



Fordham kicks off its 2021 season on Saturday. Last season, the Rams saw their fall season postponed due to COVID-19. Fordham played a shortened season in the spring, finishing with a 2-1 record.

The Rams return starting quarterback Tim DeMorat, the 2020-21 Patriot League Offensive Player of the Year. He led the league in passing yards (1,049) and passing touchdowns (5) last season. He enters 2021 ranked 10th among active FCS quarterbacks in career passing yards (5,356) and 23rd in career passing efficiency (127.44).

On defense, Fordham must replace its leading tackler from last season, but the Rams return five of their top six tacklers overall. Linebacker Ryan Greenhagen returns as the leading tackler after he made 22 tackles last season, when he was named the 2020-21 Patriot League Defensive Player of the Year. Greenhagen enters this fall ranked second among active FCS players with an average of 1.37 tackles for loss per game in his 26 career games.

2021 SCHEDULE

9/4	@ Nebraska	11 a.m.
9/11	Monmouth	5 p.m.
9/18	@ Florida Atlantic	5 p.m.
9/25	@ Stony Brook	2:30 p.m.
10/2	@ Lafayette	2:30 p.m.
10/9	Wagner	12 p.m.
10/16	Bucknell	12 p.m.
10/23	Lehigh	12 p.m.
11/6	@ Georgetown	TBA
11/13	Holy Cross	12 p.m.
11/20	@ Colgate	TBA

HEAD COACH INFORMATION



HEAD COACH JOE CONLIN

- 4th season at Fordham (8-18 Record)
- 4th Career Season (8-18 Record)

Joe Conlin enters his fourth season as the head coach of Fordham football in 2021. He begins his 19th season as a collegiate coach, including stops as an assistant coach at Yale (2012-17), Harvard (2011), New Hampshire (2004-10) and West Virginia Tech (2003).

Conlin is in the midst of his first head coaching job after coming from Yale, where he served as associate head coach and offensive coordinator in the final four seasons of a six-year stint with the Bulldogs. Prior to Yale, Conlin coached the offensive line in his lone season at Harvard. He coached three different positions - the offensive line, defensive line and defensive backs - during his time at New Hampshire. Conlin got his start in coaching as the defensive line coach for West Virginia Tech. He won two Ivy League championships as an assistant coach for Harvard in 2011 and Yale in 2017.

JOE CONLIN VS. NEBRASKA

Joe Conlin has never faced Nebraska during his 19-year collegiate career, and Fordham and Nebraska are meeting for the first time on Saturday.

2020 FORDHAM STATISTICAL LEADERS (*DENOTES RETURNING PLAYER)

RUSHING	ATT.	YDS	YPC	YPG	TD
Trey Sneed*	52	175	3.4	58.3	3
Trey Wilson*	9	47	5.2	23.5	0
Tim DeMorat*	26	32	1.2	10.7	2

PASSING	CMP-ATT-INT	PCT	YDS	YPG	TD
Tim DeMorat*	93-129-3	72.1	1,049	349.7	5

RECEIVING	REC.	YDS	YPC	YPG	TD
Fotis Kokosioulis*	20	278	13.9	92.7	1
DeQuee Carter*	19	274	14.4	91.3	2
Trey Sneed*	18	129	7.2	43.0	0
MJ Wright*	13	149	11.5	49.7	2
Hamze El-Zayat*	7	90	12.9	45.0	0

PUNTING	NO.	YDS	AVG	LG	I20	50+
Nick Leinenweber*	12	424	35.3	50	2	1

PUNT RET.	NO.	YDS	AVG	TD
None				

KICK RET.	NO.	YDS	AVG	TD
Fotis Kokosioulis*	5	83	16.6	0

FIELD GOALS	FG-ATT	PCT	LG
Nick Leinenweber*	1-1	100.0	41

TACKLES	TACK	TFL	SCK
Glenn Cunningham	23	2.0	1.0
Ryan Greenhagen*	22	0.0	0.0
Anthony Diodato*	14	1.5	1.0
Jonathan Coste*	11	0.0	0.0
Deondre Carter*	10	0.0	0.0
Stephen Williams*	9	0.0	0.0
Cameron Blair*	8	0.0	0.0

2020 STATISTICAL RANKING COMPARISON						
NEB	FBS	CONF.	CATEGORY	CONF.	FCS	FORD
201.4	28th	2nd	Rushing Offense	3rd	88th	83.7
190.1	103rd	12th	Passing Offense	1st	6th	349.7
391.5	66th	4th	Total Offense	1st	14th	433.3
23.1	101st	12th	Scoring Offense	1st	17th	31.7
169.5	69th	9th	Rushing Defense	6th	58th	157.0
217.0	45th	7th	Pass Defense	1st	6th	136.3
386.5	50th	6th	Total Defense	2nd	21st	293.3
29.4	64th	7th	Scoring Defense	4th	24th	19.7
36.5%	96th	10th	3rd-Down Offense	2nd	49th	38%
40.5%	65th	9th	3rd-Down Defense	2nd	5th	28%
85.7%	43rd	5th	Red Zone Offense	3rd	64th	75%
85.7%	78th	9th	Red Zone Defense	1st	2nd	54%
34.7	111th	13th	Net Punting	6th	84th	31.9
13.3	14th	2nd	Punt Returns	6th	97th	-6.0
12.2	105th	11th	Punt Return Defense	3rd	9th	2.3
18.3	96th	8th	Kickoff Returns	4th	69th	16.8
22.6	87th	11th	Kick Return Defense	6th	64th	21.7
6.8	91st	10th	Penalties	4th	20th	4.7
60.6	93rd	11th	Penalty Yards	3rd	16th	39.0
7	104th	11th	Turnovers Gained	1st	27th	11
18	109th	13th	Turnovers Lost	2nd	14th	5
-1.4	123rd	13th	Turnover Margin	1st	1st	+2.0

FORDHAM INFORMATION

Fordham has fielded a football team since 1882, but it did not play its first season in the FCS until 2015. The Rams made the FCS playoffs in their first year in 2015, the program's only postseason appearance. Fordham boasts a winning all-time record and has won nearly 600 games in program history.

- **First Year:** 1882
- **All-Time Record:** 568-472-51
- **Bowl Record:** 1-1
- **Conference Titles:** 0
- **National Titles:** 0
- **Stadium:** Jack Coffey Field
- **Capacity:** 7,000
- **Playing Surface:** FieldTurf
- **Location:** Bronx, N.Y.
- **Enrollment:** 6,981
- **Colors:** Maroon & White

THE LAST TIME AN INDIVIDUAL...

OFFENSE

100 YARDS RUSHING

Nebraska: Adrian Martinez (111), at Illinois (Aug. 28, 2021)
Opponent: Mohamed Ibrahim (108), Minnesota (Dec. 12, 2020)

200 YARDS RUSHING

Nebraska: Ameer Abdullah (225), vs. Rutgers (Oct. 25, 2014)
Opponent: Jonathan Taylor (204), vs. Wisconsin (Nov. 16, 2019)

300 YARDS RUSHING

Nebraska: Roy Helu Jr. (307), vs. Missouri (Oct. 30, 2010)
Opponent: Melvin Gordon (408), at Wisconsin (Nov. 15, 2014)

4 RUSHING TOUCHDOWNS

Nebraska: Ameer Abdullah (4), at Northwestern (Oct. 18, 2014)
Opponent: Melvin Gordon (4), at Wisconsin (Nov. 15, 2014)

MORE THAN 4 RUSHING TOUCHDOWNS

Nebraska: Calvin Jones (6), at Kansas (Nov. 9, 1991)
Opponent: Chris Brown (6), at Colorado (Nov. 23, 2001)

300 YARDS PASSING

Nebraska: Adrian Martinez (327), at Illinois (Sept. 21, 2019)
Opponent: Jack Plummer (334), at Purdue (Dec. 5, 2020)

400 YARDS PASSING

Nebraska: Tanner Lee, at Purdue (431), Oct. 28, 2017
Opponent: Clayton Thorson (455), at Northwestern (Oct. 13, 2018)

500 YARDS PASSING

Nebraska: Joe Ganz (510), vs. Kansas State (Nov. 10, 2007)
Opponent: Tim Rattay (590), Louisiana Tech (Aug. 29, 1998)

30 COMPLETIONS

Nebraska: Tanner Lee (32), at Purdue (Oct. 28, 2017)
Opponent: Jack Plummer (33), at Purdue (Dec. 5, 2020)

40 COMPLETIONS

Nebraska: Never Happened
Opponent: Clayton Thorson (41), at Northwestern (Oct. 13, 2018)

4 PASSING TOUCHDOWNS

Nebraska: Ryker Fyfe (4), at Purdue (Oct. 31, 2015)
Opponent: J.T. Barrett (5), Ohio St. (Oct. 14, 2017)

MORE THAN 4 PASSING TOUCHDOWNS

Nebraska: Joe Ganz (7), vs. Kansas St. (Nov. 10, 2007)
Opponent: J.T. Barrett (5), Ohio State, Oct. 14, 2017

TD PASS BY A NON-QUARTERBACK

Nebraska: De'Mornay Pierson-El (WR), at Northwestern (Oct. 18, 2014)
Opponent: Tommy Saunders (WR), at Missouri (Oct. 6, 2007)

10 RECEPTIONS

Nebraska: Stanley Morgan Jr. (10), vs. Minnesota (Oct. 20, 2018)
Opponent: Rondale Moore (13) and David Bell (10), at Purdue (Dec. 5, 2020)

100 RECEIVING YARDS

Nebraska: Oliver Martin (103), at Illinois (Aug. 28, 2021)
Opponent: David Bell (132), at Purdue (Dec. 5, 2020)

200 RECEIVING YARDS

Nebraska: JD Spielman (209), at Wisconsin (Oct. 6, 2018)
Opponent: Flynn Nagel (220), at Northwestern (Oct. 13, 2018)

3 RECEIVING TOUCHDOWNS

Nebraska: Brandon Kinnie (3), at Oklahoma State (Oct. 23, 2010)
Opponent: Dezmon Briscoe (3), at Kansas (Nov. 3, 2007)

500 TOTAL OFFENSE YARDS

Nebraska: Joe Ganz (521), at Colorado (Nov. 23, 2007)
Opponent: Tim Rattay (568), Louisiana Tech (Aug. 29, 1998)

LONG OFFENSIVE PLAYS

60-69 YARD RUN

Nebraska: Maurice Washington (60, TD), vs. No. Illinois (Sept. 14, 2019)
Opponent: Cam Wiley (61), Minnesota (Dec. 12, 2020)

70-79 YARD RUN

Nebraska: Adrian Martinez (75, TD), at Illinois (Aug. 28, 2021)
Opponent: Demry Croft (73-TD), at Minnesota (Nov. 11, 2017)

80-89 YARD RUN

Nebraska: Kenny Bell (82-TD), at Minnesota (Oct. 22, 2011)
Opponent: Jonathan Taylor (88, TD), at Wisconsin (Oct. 6, 2018)

90-99 YARD RUN

Nebraska: Taylor Martinez (92, TD), at UCLA (Sept. 8, 2012)
Opponent: Eli Roberson (91, TD), Kansas St. (Nov. 16, 2002)

60-69 YARD PASS

Nebraska: Martinez to Spielman (65, TD), at Colorado, (Sept. 7, 2019)
Opponent: Morgan to Autman-Bell (69), Minnesota (Oct. 20, 2018)

70-79 YARD PASS

Nebraska: Martinez to Washington (75, TD), at Colorado (Sept. 7, 2019)
Opponent: Levis to Freiermuth (74 yards), Penn St. (Nov. 14, 2020)

80-89 YARD PASS

Nebraska: Lee to Morgan Jr. (80, TD), vs. Wisconsin (Oct. 7, 2017)
Opponent: Plummer to Bell (89, TD), at Purdue (Dec. 5, 2020)

90-99 YARD PASS

Nebraska: Armstrong Jr. to Enunwa (99, TD), vs. Georgia (Jan. 1, 2014)
Opponent: Montez to Nixon (96, TD), at Colorado (Sept. 7, 2019)

DEFENSE

15 TACKLES

Nebraska: Marquel Dismuke (15) vs. Penn State (Nov. 14, 2020)
Opponent: Mariano Sori-Marin (18), Minnesota (Dec. 12, 2020)

20 TACKLES

Nebraska: Lee Kunz (23), at Oklahoma (Nov. 25, 1977)
Opponent: Michael Boley (20), Southern Miss (Sept. 11, 2004)

3.0 OR MORE SACKS

Nebraska: Randy Gregory (3.0), at Michigan (Nov. 9, 2013)
Opponent: Mustaf Johnson (3.0), at Colorado (Sept. 7, 2019)

5 OR MORE TFLs

Nebraska: Cianté Evans (5), vs. Northwestern (Nov. 2, 2013)
Opponent: A.J. Epenesa (5), Iowa (Nov. 29, 2019)

5 PASS BREAKUPS

Nebraska: Dicaprio Bootle (5), at Michigan (Sept. 22, 2018)
Opponent: Never Happened

2 INTERCEPTIONS

Nebraska: Myles Farmer (2), at Northwestern (Nov. 7, 2020)
Opponent: Jeff Okudah (2), vs. Ohio State (Sept. 28, 2019)

MORE THAN 2 INTERCEPTIONS

Nebraska: Matt O'Hanlon (3), vs. Oklahoma (Nov. 7, 2009)
Opponent: Anthony Brown (3), at Purdue (Oct. 31, 2015)

RETURNED AN INTERCEPTION FOR A TOUCHDOWN

Nebraska: Cam Taylor-Britt (38 yds), vs. Iowa (Nov. 29, 2019)
Opponent: Chris Orr (78 yds), Wisconsin (Oct. 7, 2017)

RETURNED A FUMBLE FOR A TOUCHDOWN

Nebraska: Deontai Williams (26 yards) vs. Penn State (Nov. 14, 2020)
Opponent: Calvin Hart Jr. (41 yards) at Illinois (Aug. 28, 2021)

SPECIAL TEAMS

PUNT RETURN TOUCHDOWN

Nebraska: JD Spielman (76 yds), vs. South Alabama (Aug. 31, 2019)
Opponent: Donovan Peoples-Jones (60), at Michigan (Sept. 22, 2018)

KICKOFF RETURN TOUCHDOWN

Nebraska: JD Spielman (99 yds), vs. Arkansas St. (Sept. 2, 2017)
Opponent: Aron Cruickshank (98 yds), at Rutgers (Dec. 18, 2020)

BLOCKED PUNT

Nebraska: Levi Falck (1), at Purdue (Dec. 5, 2020)
Opponent: Jackson Anthrop (1), at Purdue (Dec. 5, 2020)

BLOCKED PUNT RETURNED FOR TOUCHDOWN

Nebraska: Justin Blatchford (25 yds), at Baylor (Oct. 31, 2009)
Opponent: Darren Rus (20 yds), Kansas (Nov. 5, 2005)

THE LAST TIME A TEAM...

OFFENSE

300 YARDS RUSHING

Nebraska: at Rutgers, Dec. 18, 2020 (365)
Opponent: vs. Wisconsin, Nov. 16, 2019 (320)

400 YARDS RUSHING

Nebraska: vs. Illinois, Sept. 27, 2014 (458)
Opponent: at Minnesota, Nov. 11, 2017 (409)

500 YARDS RUSHING

Nebraska: at Baylor, Oct. 13, 2001 (641)
Opponent: at Wisconsin, Nov. 15, 2014 (581)

300 YARDS PASSING

Nebraska: at Illinois, Sept. 21, 2019 (327)
Opponent: at Purdue, Dec. 5, 2020 (334)

400 YARDS PASSING

Nebraska: at Wisconsin, Oct. 6, 2018 (407)
Opponent: at Northwestern, Oct. 13, 2018 (455)

500 YARDS PASSING

Nebraska: vs. Kansas State, Nov. 10, 2007 (519)
Opponent: Louisiana Tech, Aug. 29, 1998 (590)

600 YARDS OF OFFENSE

Nebraska: at Rutgers, Dec. 18, 2020 (620)
Opponent: at Penn State, Nov. 18, 2017 (609)

700 YARDS OF OFFENSE

Nebraska: vs. Florida Atlantic, Aug. 30, 2014 (784 yards)
Opponent: Never accomplished

50 POINTS

Nebraska: at Maryland, Nov. 23, 2019 (Nebraska won 54-7)
Opponent: Ohio State, Oct. 24, 2020 (Ohio State won 52-17)

60 POINTS

Nebraska: vs. Idaho State, Sept. 22, 2012 (Nebraska won, 73-7)
Opponent: at Ohio State, Nov. 5, 2016 (Ohio State won 62-3)

TWO 100-YARD RUSHERS

Nebraska: at Rutgers, Dec. 18, 2020 (Mills, Martinez)
Opponent: Illinois, Nov. 21, 2020 (Epstein, Brown)

THREE 100-YARD RUSHERS

Nebraska: vs. Minnesota, Oct. 20, 2018 (Ozigbo, Martinez, Washington)
Opponent: Wisconsin, Dec. 1, 2012 (Gordon, Ball, White)

TWO 100-YARD RECEIVERS

Nebraska: at Colorado, Sept. 7, 2019 (Washington, Spielman)
Opponent: Ohio State, Oct. 24, 2020 (Wilson, Olave)

BLOCKED PUNT FOR A SAFETY

Nebraska: Marquel Dismuke (1) vs. Illinois (Nov. 10, 2018)
Opponent: Keandre Jones (1), Ohio St. (Nov. 3, 2018)

BLOCKED FIELD GOAL

Nebraska: Randy Gregory (1) vs. Minnesota (Nov. 22, 2014)
Opponent: Jalen McKie (1) & Antonio Jones-Davis, No. Ill. (Sept. 14, 2019)

BLOCKED FG RETURNED FOR TOUCHDOWN

Nebraska: Nathan Gerry (85 yds) vs. Minnesota (Nov. 22, 2014)
Opponent: Never Happened

DEFENSE

POSTED A SHUTOUT

Nebraska: vs. Arizona, Dec. 30, 2009 (33-0)
Opponent: Arizona State, Sept. 21, 1996 (19-0)

RECORDED A DEFENSIVE SAFETY

Nebraska: vs. Arizona, Dec. 30, 2009 (33-0)
Opponent: Northern Illinois, Sept. 14, 2019 (44-8)

2 DEFENSIVE TOUCHDOWNS

Nebraska: vs. South Alabama, Aug. 31, 2019 (1 IR, 1 fumble return)
Opponent: Northern Illinois, Sept. 16, 2017 (2 interception returns)

4 INTERCEPTIONS

Nebraska: vs. Wyoming, Sept. 10, 2016 (5)
Opponent: Oregon, Sept. 9, 2017 (4)

15 TFLs

Nebraska: at Michigan, Nov. 9, 2013 (16)
Opponent: vs. Oklahoma, Dec. 4, 2010 (17)

7 OR MORE SACKS

Nebraska: vs. Colorado, Sept. 8, 2018 (7)
Opponent: vs. Oklahoma, Dec. 4, 2010 (7)

15 PASS BREAKUPS

Nebraska: Kansas, Oct. 2, 2004 (17)
Opponent: Never Happened

MISCELLANEOUS

SAFETY OF ANY KIND

Nebraska: Blocked Punt vs. Illinois (Nov. 10, 2018)
Opponent: Tackle in End Zone on Punt Return at Illinois (Aug. 28, 2021)

WAS NOT PENALIZED

Nebraska: vs. Maine, Sept. 3, 2005
Opponent: Iowa, Sept. 4, 1999

OVERCAME A HALFTIME DEFICIT TO WIN

Nebraska: at Rutgers, Dec. 18, 2020 (trailed, 14-7, won 28-21)
Opponent: Indiana, Oct. 26, 2019 (trailed, 21-16, won 38-31)

WON WHEN TRAILING AFTER 3 QUARTERS

Nebraska: at Illinois, Sept. 21, 2019 (trailed 35-27, won 42-38)
Opponent: Colorado, Sept. 7, 2019 (trailed, 17-7, won 34-31 in OT)

OVERTIME GAME

at Colorado, Sept. 7, 2019 (Colorado won 34-31)

NEBRASKA OVERTIME WIN

at Iowa, Nov. 28, 2014 (Nebraska won 37-34)

NUMERICAL ROSTER

NO.	NAME	POS.
0	Pheldarius Payne	OLB
0	Jaquez Yant	RB
1	Tyreke Johnson	CB
2	Adrian Martinez	QB
2	Caleb Tannor	OLB
3	Will Honas	ILB
3	Samori Toure	WR
4	Alante Brown	WR
4	Myles Farmer	S
5	Omar Manning	WR
5	Cam Taylor-Britt	CB
6	Quinton Newsome	CB
7	Tamon Lynam	CB
7	Latrell Neville	WR
8	Logan Smothers	QB
8	Deontai Williams	S
9	Spencer Arceneaux	QB
9	Marquel Dismuke	S
10	Heinrich Haarberg	QB
10	Jackson Hannah	ILB
11	Austin Allen	TE
11	Braxton Clark	CB
12	Marques Buford Jr.	DB
12	Will Nixon	WR
13	JoJo Domann	OLB
13	Kamonte Grimes	WR
14	Mikai Gbayor	ILB
14	Rahmir Johnson	RB
15	Zavier Betts	WR
15	Malik Williams	DB
16	Nadab Joseph	CB
16	Jarrett Synek	QB
16	Zach Weinmaster	RB
17	Jimari Butler	OLB
17	Ty Hahn	WR
18	Wynden Ho'ohuli	ILB
18	Matt Masker	QB
19	Seth Malcom	ILB
19	Barron Miles Jr.	WR
21	Noa Pola-Gates	S
21	Marvin Scott III	RB
22	Gabe Ervin Jr.	RB
22	Eteva Mauga-Clements	ILB
23	Isaac Gifford	S
24	Thomas Fidone II	TE
24	Blaise Gunnerson	OLB
25	Kelen Meyer	PK
26	Koby Bretz	DB
28	Sevion Morrison	RB
28	Luke Reimer	ILB
29	Ashton Hausmann	DB
29	Cooper Jewett	RB
30	Randolph Kpai	ILB
30	Markese Stepp	RB
31	Chris Kolarevic	LB
32	Brody Belt	WR
32	Kaden Williams	DB
33	Connor Culp	PK
33	Javin Wright	S
34	Simon Otte	OLB
34	Beau Psencik	RB
35	Derek Branch	DB
35	John Bullock	OLB
35	Trevin Luben	RB
36	Blake Closman	DB
36	Chase Contreras	PK
36	Taveon Thompson	WR
37	Isaiah Harris	RB
37	Phalen Sanford	CB
38	Damian Jackson	OLB
39	Garrett Hustedt	ILB
39	Matthew Schuster	RB
40	Daniel Cerni	P
40	Darius Moore	DB
41	Elliott Brown	WR
41	Christian Lilienkamp	DB
41	Garrett Snodgrass	ILB
42	AJ Collins	DB

2021 NEBRASKA FOOTBALL ROSTER

NO.	NAME	POS.	HT.	WT.	YR.	HOMETOWN (HIGH SCHOOL/COLLEGE)
11 ***	Allen, Austin	TE	6-9	255	Jr.	Aurora, Neb. (Aurora)
9	Arceneaux, Spencer	QB	6-1	180	Fr.	Mobile, Ala. (McGill Toolen)
53	Archer, Jake	ILB	6-1	210	So.	Omaha, Neb. (Skutt Catholic)
73 **	Bando, Broc	OL	6-5	315	Jr.	Lincoln, Neb. (IMG Academy [Fla.])
74 *	Banks, Brant	OL	6-7	305	RFr.	Houston, Texas (Westbury Christian)
55	Banks, Brig	LS	6-2	240	Jr.	Houston, Texas (St. Thomas/Henderson State)
32 **	Belt, Brody	WR	5-9	185	So.	Omaha, Neb. (Millard West)
54 *	Benhart, Bryce	OL	6-9	330	RFr.	Lakeville, Minn. (Lakeville North)
15 *	Betts, Zavier	WR	6-2	200	Fr.	Bellevue, Neb. (West)
96	Black, Marquis	DL	6-3	315	Fr.	McDonough, Ga. (Eagle's Landing Christian Academy)
58	Boerkircher, Ian	OL	6-6	280	So.	Aurora, Neb. (Aurora/Nebraska-Kearney)
49	Boerkircher, Nate	TE	6-5	230	Fr.	Aurora, Neb. (Aurora)
43	Booker III, Michael	DB	6-1	195	Fr.	Grand Prairie, Texas (South Grand Prairie)
35	Branch, Derek	DB	5-11	175	Fr.	Lincoln, Neb. (Southeast)
26	Bretz, Koby	DB	6-2	195	Fr.	Omaha, Neb. (Westside)
82	Brewington, Chancellor	TE/WR	6-3	185	Jr.	Chandler, Ariz. (Hamilton/Northern Arizona)
4 *	Brown, Alante	WR	5-10	185	Fr.	Chicago, Ill. (Simeon/St. Thomas More [Conn.] Prep)
41	Brown, Elliott	WR	5-11	180	Fr.	Omaha, Neb. (Elkhorn South)
45	Brumfield, Kyan	DB	6-0	185	Jr.	San Antonio, Texas (Brandeis/Cogate/Texas Tech)
63	Buckley, Ru'Quan	DL	6-5	290	Fr.	Wyoming, Mich. (Godwin Heights)
46	Buda, Grant	LB	6-0	205	Fr.	Lincoln, Neb. (Southwest)
12	Buford Jr., Marques	DB	5-11	190	Fr.	DeSoto, Texas (Trinity Christian/St. Thomas More [Conn.] Prep)
84	Bullock, Alex	WR	6-2	190	Fr.	Omaha, Neb. (Creighton Prep)
35	Bullock, John	OLB	6-0	215	RFr.	Omaha, Neb. (Creighton Prep)
71	Burton, Maddox	DL	6-4	285	Fr.	Lincoln, Neb. (Southeast)
17	Butler, Jimari	OLB	6-5	245	Fr.	Mobile, Ala. (Murphy)
81	Carnie, James	TE	6-5	230	Fr.	Roca, Neb. (Norris)
58	Cassidy, Chris	ILB	6-1	215	So.	Lincoln, Neb. (Pius X)
40	Cerni, Daniel	P	6-4	225	Fr.	Canberra, Australia (Prokick Australia)
11 *	Clark, Braxton	CB	6-4	200	So.	Orlando, Fla. (Dr. Phillips)
36	Closman, Blake	DB	5-10	190	Fr.	Elkhorn, Neb. (Millard North)
42	Collins, AJ	DB	5-10	170	Fr.	Omaha, Neb. (Creighton Prep)
79	Conn, Alex	OL	6-6	300	Fr.	Derby, Kan. (Derby)
36	Contreras, Chase	PK	6-1	180	So.	Missouri Valley, Iowa (Missouri Valley/Iowa Western CC)
69	Corcoran, Turner	OL	6-6	300	Fr.	Lawrence, Kan. (Free State)
33 *	Culp, Connor	PK	6-0	180	Fr.	Phoenix, Ariz. (Desert Vista/LSU)
93 ***	Daniels, Damion	DL	6-3	325	Jr.	Dallas, Texas (Bishop Dunne)
95	Detlefsen, Grant	P	6-2	210	RFr.	Lincoln, Neb. (Southeast)
9 ****	Dismuke, Marquel	S	6-1	210	Sr.	Compton, Calif. (Calabasas)
13 ****	Domann, JoJo	OLB	6-1	230	Sr.	Colorado Springs, Colo. (Pine Creek)
22	Ervin Jr., Gabe	RB	6-0	215	Fr.	Buford, Ga. (Buford)
88 *	Falck, Levi	WR	6-1	200	Sr.	Circle Pines, Minn. (Centennial/South Dakota)
4 **	Farmer, Myles	S	6-3	200	RFr.	Atlanta, Ga. (Westlake)
82 *	Feist, Colton	DL	6-2	280	So.	Yutan, Neb. (Yutan)
24	Fidone II, Thomas	TE	6-6	235	Fr.	Council Bluffs, Iowa (Lewis Central)
92	Franke, Brendan	PK	6-3	215	Fr.	Gretna, Neb. (Gretna/Morningside)
14	Gbayor, Mikai	ILB	6-2	220	Fr.	Irvington, N.J. (Irvington)
23 *	Gifford, Isaac	S	6-1	205	Fr.	Lincoln, Neb. (Southeast)
46	Goodwin, John	TE	6-2	255	RFr.	Lincoln, Neb. (Lincoln High)
13	Grimes, Kamonte	WR	6-3	200	Fr.	Naples, Fla. (Palmetto Ridge)
24	Gunnerson, Blaise	OLB	6-6	255	Fr.	Carroll, Iowa (Kuemper Catholic)
10	Haarberg, Heinrich	QB	6-5	205	Fr.	Kearney, Neb. (Kearney Catholic)
17	Hahn, Ty	WR	6-2	200	Fr.	Johnson, Neb. (Johnson-Brock)
10	Hannah, Jackson	ILB	6-3	220	RFr.	Nashville, Tenn. (Montgomery Bell Academy)
80	Hardy II, Shawn	WR	6-3	190	Fr.	Kingsland, Ga. (Camden County)
37	Harris, Isaiah	RB	5-8	190	Fr.	Omaha, Neb. (Millard South)
29	Hausmann, Ashton	DB	5-11	215	Fr.	Roca, Neb. (Norris)
42 *	Henrich, Nick	ILB	6-3	225	RFr.	Omaha, Neb. (Burke)
80	Herbek, Jacob	TE	6-5	265	RFr.	Grand Island, Neb. (Central Catholic)
87 **	Hickman, Chris	TE	6-5	215	RFr.	Omaha, Neb. (Burke)
75 *	Hixson, Trent	OL	6-4	320	Jr.	Omaha, Neb. (Skutt Catholic)
18	Ho'ohuli, Wynden	ILB	6-3	220	Fr.	Mililani, Hawaii (Mililani)
3 **	Honas, Will	ILB	6-1	235	Sr.	Wichita, Kan. (Bishop Carroll/Butler CC)
50	Hoskinson, Sam	OL	6-0	245	Fr.	Omaha, Neb. (Elkhorn South)
39	Hustedt, Garrett	ILB	6-2	230	RFr.	Omaha, Neb. (Mount Michael Benedictine)
72	Hutmacher, Nash	DL	6-4	325	Fr.	Oacoma, S.D. (Chamberlain)
38 *	Jackson, Damian	OLB	6-2	270	Jr.	Las Vegas, Nev. (Shadow Ridge)
97	Jasek, Josh	PK	6-1	175	Fr.	Iowa City, Iowa (Iowa City West/Iowa Western)
29	Jewett, Cooper	RB	5-10	190	RFr.	Omaha, Neb. (Elkhorn South)
14 **	Johnson, Rahmir	RB	5-10	185	RFr.	Oradell, N.J. (Bergen Catholic)
1	Johnson, Tyreke	CB	6-1	190	So.	Jacksonville, Fla. (Trinity Christian Academy/Ohio State)
16	Joseph, Nadab	CB	6-2	195	So.	Miami, Fla. (Noland/Independence [Kan.] CC)
51 **	Jurgens, Cam	OL	6-3	290	So.	Beatrice, Neb. (Beatrice)
51	Klover, Braden	ILB	6-2	230	Fr.	Wymore, Neb. (Southern)
31	Kolarevic, Chris	ILB	6-1	230	Jr.	Traverse City, Mich. (Saint Francis/Northern Iowa)
30	Kpai, Randolph	ILB	6-2	210	Fr.	Sioux Falls, S.D. (Washington)
81	Leader, Nick	OLB	6-1	210	RFr.	Lincoln, Neb. (Southwest)
85 *	Liewer, Wyatt	WR	6-4	195	So.	O'Neill, Neb. (O'Neill)
41	Lilienkamp, Christian	DB	6-0	170	Fr.	Bellevue, Neb. (Bellevue West)
35	Luben, Trevin	RB	5-11	200	Fr.	Wahoo, Neb. (Wahoo)
59	Lutovsky, Henry	OL	6-6	330	Fr.	Crawfordsville, Iowa (Mount Pleasant)
77	Lynn, Michael	OL	6-6	295	RFr.	Greenwood Village, Colo. (Cherry Creek)
7 *	Lynam, Tamon	CB	6-2	180	Fr.	Orlando, Fla. (Evans)
19	Malcom, Seth	ILB	6-4	210	Fr.	Tabor, Iowa (Fremont-Mills)
67	Mancino, Joey	OL	6-3	300	Fr.	Holmdel, N.J. (Holmdel)
5	Manning, Omar	WR	6-4	225	Jr.	Lancaster, Texas (Lancaster/TCU/Kilgore CC)
89 *	Martin, Oliver	WR	6-1	200	Jr.	Coralville, Iowa (Iowa City West/Michigan/Iowa)
2 ***	Martinez, Adrian	QB	6-2	212	Jr.	Fresno, Calif. (Clovis West)

18	Masker, Matt	QB	6-2	220
22 *	Mauga-Clements, Eteva	ILB	6-1	220
48 *	McCallum, Lane	S	6-2	215
71	Menning, Keegan	OL	6-5	335
25	Meyer, Kelen	PK	6-3	190
48	Meyersick, Evan	TE	6-5	185
19	Miles Jr., Barron	WR	5-10	170
66	Miller, Ezra	OL	6-6	315
40	Moore, Darius	DB	6-1	185
28	Morrison, Sevon	RB	6-0	210
53	Moses, Riley	OL	6-2	305
94 *	Mueller, Cade	LS	6-0	220
44 **	Nelson, Garrett	OLB	6-3	245
7	Neville, Latrell	WR	6-4	195
52	Newsom, Mosai	DL	6-4	285
6 **	Newsome, Quinton	CB	6-1	185
43	Nieman, Mason	S	6-1	195
12	Nixon, Will	WR	5-11	185
63	Nouili, Nouredin	OL	6-4	315
34 **	Otte, Simon	OLB	6-2	205
0 *	Payne, Pheldarius	OLB	6-3	260
91 *	Pieper, Cameron	LS	6-3	260
57 *	Piper, Ethan	OL	6-3	305
21 *	Pola-Gates, Noa	S	6-0	180
65	Prochazka, Teddy	OL	6-9	305
90 **	Przystup, William	P	6-4	250
34	Psencik, Beau	RB	6-0	205
72	Reiman, Weston	OL	6-2	290
28 **	Reimer, Luke	ILB	6-1	225
91 *	Riley, Jordon	DL	6-6	310
45	Robinson, Truitt	WR	6-0	190
99 *	Robinson, Ty	DL	6-6	305
98 **	Rogers, Casey	DL	6-5	290
86	Rollins, AJ	TE	6-6	230
37 *	Sanford, Phalen	CB	5-11	200
76	Schaller, Beau	OL	6-2	265
54	Schommer, Ryan	OLB	6-5	260
39	Schuster, Matthew	RB	5-10	190
21 *	Scott III, Marvin	RB	5-9	205
70 **	Sichterman, Matt	OL	6-4	310
8	Smothers, Logan	QB	6-2	195
41 *	Snodgrass, Garrett	ILB	6-3	225
62	Stafursky, Noah	OL	6-4	330
30	Stepp, Markese	RB	6-1	230
95 ****	Stille, Ben	DL	6-5	290
16	Synek, Jarrett	QB	6-0	190
56	Tagge, Grant	ILB	6-1	205
2 ***	Tannor, Caleb	OLB	6-3	225
5 ***	Taylor-Britt, Cam	CB	6-0	197
97 **	Thomas, Deontre	DL	6-2	285
36	Thompson, Taveon	WR	6-4	200
3	Toure, Samori	WR	6-3	190
83 *	Vokolek, Travis	TE	6-6	260
55	Walker, Chris	DL	6-6	290
50	Weaver, Jailen	DL	6-8	320
49	Weehler, Payton	DB	6-3	190
16	Weinmaster, Zach	RB	5-10	190
92	Wildeman, Tate	DL	6-6	280
8 **	Williams, Deontai	S	6-1	205
32	Williams, Kaden	DB	5-10	155
15	Williams, Malik	DB	6-0	190
96	Witucki, Camden	LS	6-2	225
33	Wright, Javin	S	6-4	210
0	Yant, Jaquez	RB	6-2	245
44	Young, Aiden	RB	5-9	175

Lettermen in Bold; *Indicates Letters Earned

PRONUNCIATION GUIDE

Marquis Black..... marr-KEESE
 Ru'Quan Buckley.....ROO-kwan
 Marques Buford Jr. marr-KEESE
 Daniel Cerni.....CHURN-ee
 Colton Feist.....FEAST
 Thomas Fidone II.....fuh-DOAN-ee
 Heinrich Haarberg.....HINE-rick HARR-burg
 Ashton Hausmann.....HOUSE-munn
 Nick Henrich.....HEN-ritch
 Nash Hutmacher.....HUT-make-urr
 Nadab Joseph.....nuh-DAB
 Chris Kolarevic..... kuh-LAR-vick
 Randolph Kpai.....kuh-PIE
 Henry Lutosky.....loo-TOV-skee
 Tamon Lynum.....tuh-MAWN

So.	Kearney, Neb. (Kearney Catholic)
Jr.	Pleasant Hill, Calif. (College Park/Diablo Valley CC)
Jr.	Norfolk, Neb. (Norfolk/Air Force)
Fr.	Fremont, Neb. (Fremont)
Fr.	Ord, Neb. (Ord)
Fr.	Omaha, Neb. (Millard West)
Fr.	Montreal, Quebec, Canada (Chandler [Ariz.])
RFr.	Monte, Iowa (Ridge View/Iowa)
Jr.	Tiffin, Iowa (Clear Creek Amana/Iowa Western CC)
Fr.	Tulsa, Okla. (Edison)
RFr.	Fairmont, Neb. (Fillmore Central)
So.	Gretna, Neb. (Gretna)
So.	Scottsbluff, Neb. (Scottsbluff)
Fr.	Fresno, Texas (Hightower)
RFr.	Waverly, Iowa (Waverly-Shell Rock)
So.	Suwanee, Ga. (North Gwinnett)
Fr.	Waverly, Neb. (Waverly)
Fr.	Waco, Texas (Midway)
So.	Frankfurt, Germany (Norris/Colorado State)
So.	York, Neb. (York)
Jr.	Suffolk, Va. (Nansemond River/Lackawanna [Pa.] CC)
So.	Lincoln, Neb. (Southwest)
RFr.	Norfolk, Neb. (Norfolk Catholic)
RFr.	Gilbert, Ariz. (Williams Field)
Fr.	Elkhorn, Neb. (Elkhorn South)
So.	Oviedo, Fla. (Oviedo/Michigan State)
Fr.	Houston, Texas (Lutheran South Academy)
Fr.	Weeping Water, Neb. (Weeping Water)
So.	Lincoln, Neb. (North Star)
Jr.	New Bern, N.C. (Riverside/ North Carolina/Garden City [Kan.] CC)
Fr.	Gilbert, Ariz. (Higley)
RFr.	Gilbert, Ariz. (Higley)
So.	Syracuse, N.Y. (Westhill/Avon Old Farms [Conn.])
Fr.	Omaha, Neb. (Creighton Prep)
So.	Benkelman, Neb. (Dundy County-Stratton/Hastings College)
Fr.	Waukegan, Iowa (Waukegan)
So.	Norfolk, Neb. (Norfolk)
Fr.	Cozad, Neb. (Cozad/Ashland-Greenwood)
Fr.	Daytona Beach, Fla. (Spruce Creek)
Jr.	Cincinnati, Ohio (Kings)
Fr.	Muscle Shoals, Ala. (Muscle Shoals)
RFr.	York, Neb. (York)
RFr.	York, Neb. (York)
So.	Indianapolis, Ind. (Cathedral/USC)
Sr.	Ashland, Neb. (Ashland-Greenwood)
Fr.	Hastings, Neb. (Hastings)
Fr.	Omaha, Neb. (Westside)
Jr.	Stone Mountain, Ga. (Miller Grove)
Jr.	Montgomery, Ala. (Park Crossing)
Jr.	Mustang, Okla. (Mustang)
Fr.	Lincoln, Neb. (Southeast)
Sr.	Portland, Ore. (Westview/Montana)
Jr.	Springfield, Mo. (Kickapoo/Rutgers)
Jr.	Lincoln, Neb. (East)
Fr.	Antioch, Calif. (Antioch)
Fr.	Blockton, Iowa (Mt. Ayr)
RFr.	Loveland, Colo. (Loveland)
So.	Parker, Colo. (Legend)
Sr.	Jacksonville, Fla. (Trinity Christian Academy/ Jones County [Miss.] CC)
Fr.	Omaha, Neb. (Millard West)
Fr.	Atlanta, Ga. (Buford)
Fr.	Grand Blanc, Mich. (Grand Blanc Community)
RFr.	Chandler, Ariz. (Hamilton)
Fr.	Tallahassee, Fla. (Amos P. Godby)
Fr.	Omaha, Neb. (Elkhorn)

Eteva Mauga-Clements....eh-TEE-vuh MAW-guh
 Sevon Morrison.....SAY-vee-on
 Mosai Newsom.....mo-SIGH
 Nouredin Nouili... NERR-ed-inn new-WHEEL-ee
 Simon Otte.....OAT-ee
 Beau Psencik.....PENN-sick
 Cameron Pieper.....PIPE-urr
 William Przystup.....PRISS-tupp
 Teddy Prochazka.....pro-HAH-skuh
 Ryan Schommer.....SHOW-murr
 Ben Stille.....STILL-ee
 Samori Toure.....suh-MORE-ee TOO-ray
 Tate Wildeman.....WILL-duh-munn
 Camden Witucki.....WIH-tuck-ee
 Jaquez Yant.....jah-KWEZZ YANT

NUMERICAL ROSTER

NO.	NAME	POS.
42	Nick Henrich	ILB
43	Michael Booker III	DB
43	Mason Nieman	S
44	Garrett Nelson	OLB
44	Aiden Young	RB
45	Kyan Brumfield	DB
45	Truitt Robinson	WR
46	Grant Buda	LB
46	John Goodwin	TE
48	Lane McCallum	S
48	Evan Meyersick	TE
49	Nate Boerkircher	TE
49	Payton Weehler	DB
50	Sam Hoskinson	OL
50	Jailen Weaver	DL
51	Cam Jurgens	OL
51	Braden Klover	ILB
52	Mosai Newsom	DL
53	Jake Archer	ILB
53	Riley Moses	OL
54	Bryce Benhart	OL
54	Ryan Schommer	OLB
55	Brig Banks	LS
55	Chris Walker	DL
56	Grant Tagge	ILB
57	Ethan Piper	OL
58	Ian Boerkircher	OL
58	Chris Cassidy	ILB
59	Henry Lutosky	OL
62	Noah Stafursky	OL
63	Ru'Quan Buckley	DL
63	Nouredin Nouili	OL
65	Teddy Prochazka	OL
66	Ezra Miller	OL
67	Joey Mancino	OL
69	Turner Corcoran	OL
70	Matt Sichterman	OL
71	Maddox Burton	DL
71	Keegan Menning	OL
72	Nash Hutmacher	DL
72	Weston Reiman	OL
73	Broc Bando	OL
74	Brant Banks	OL
75	Trent Hixson	OL
76	Beau Schaller	OL
77	Michael Lynn	OL
79	Alex Conn	OL
80	Shawn Hardy II	WR
80	Jacob Herbek	TE
81	James Carnie	TE
81	Nick Leader	OLB
82	Chancellor Brewington	TE/WR
82	Colton Feist	DL
83	Travis Vokolek	TE
84	Alex Bullock	WR
85	Wyatt Liewer	WR
86	AJ Rollins	TE
87	Chris Hickman	TE
88	Levi Falck	WR
89	Oliver Martin	WR
90	William Przystup	P
91	Cameron Pieper	LS
91	Jordon Riley	DL
92	Brendan Franke	PK
92	Tate Wildeman	DL
93	Damion Daniels	DL
94	Cade Mueller	LS
95	Grant Detlefsen	P
95	Ben Stille	DL
96	Marquis Black	DL
96	Camden Witucki	LS
97	Josh Jasek	PK
97	Deontre Thomas	DL
98	Casey Rogers	DL
99	Ty Robinson	DL

2021 NEBRASKA GAME-BY-GAME STARTERS

OFFENSIVE STARTING LINEUPS


OPPONENT	WR	WR	WR	TE	RT	RG	C	LG	LT	QB	RB	PK
Illinois	Toure	Martin	Liewer	Allen	Benhart	Sichterman	Jurgens	Piper	Banks	Martinez	Ervin Jr.	Culp
Fordham												
Buffalo												
Oklahoma												
Michigan St.												
Northwestern												
Michigan												
Minnesota												
Purdue												
Ohio St.												
Wisconsin												
Iowa												

DEFENSIVE STARTING LINEUPS

OPPONENT	DE	NG	DE	OLB	ILB	ILB	OLB	CB	S	S	CB	P
Illinois	Robinson	Daniels	Stille	Tannor	Reimer	Henrich	Nelson	Newsome	Dismuke	Williams	Taylor-Britt	Cerni
Fordham												
Buffalo												
Oklahoma												
Michigan St.												
Northwestern												
Michigan												
Minnesota												
Purdue												
Ohio St.												
Wisconsin												
Iowa												

2021 NEBRASKA PLAYER PARTICIPATION

PLAYER, POS.	GP	GS	PLAYER, POS.	GP	GS	PLAYER, POS.	GP	GS
Austin Allen, TE	1	1	Damian Jackson, OLB	1	0	Grant Tagge, ILB	1	0
Broc Bando, OL	1	0	Cooper Jewett, RB	1	0	Caleb Tannor, OLB	1	1
Brant Banks, OL	1	1	Rahmir Johnson, RB	1	0	Cam Taylor-Britt, CB	1	1
Brody Belt, WR	1	0	Cam Jurgens, OL	1	1	Deontre Thomas, DL	1	0
Bryce Benhart, OL	1	1	Chris Kolarevic, ILB	1	0	Samori Toure, WR	1	1
Zavier Betts, WR	1	0	Wyatt Liewer, WR	1	1	Zach Weinmaster, RB	1	0
Ian Boerkircher, OL	1	0	Omar Manning, WR	1	0	Deontai Williams, S	1	1
Marques Buford Jr., DB	1	0	Oliver Martin, WR	1	1			
John Bullock, OLB	1	0	Adrian Martinez, QB	1	1			
Daniel Cerni, P	1	1	Eteva Mauga-Clements, ILB	1	0			
Turner Corcoran, OL	1	0	Cade Mueller, LS	1	0			
Connor Culp, PK	1	1	Garrett Nelson, OLB	1	1			
Damion Daniels, DL	1	1	Quinton Newsome, CB	1	1			
Marquel Dismuke, S	1	1	Nouredin Nouili, OL	1	0			
JoJo Domann, OLB	1	0	Pheldarius Payne, OLB	1	0			
Gabe Ervin Jr., RB	1	1	Ethan Piper, OL	1	1			
Levi Falck, WR	1	0	Noa Pola-Gates, S	1	0			
Myles Farmer, S	1	0	William Przestup, P	1	0			
Brendan Franke, PK	1	0	Luke Reimer, ILB	1	1			
Isaac Gifford, S	1	0	Jordon Riley, DL	1	0			
Ty Hahn, WR	1	0	Ty Robinson, DL	1	1			
Jackson Hannah, ILB	1	0	Phalen Sanford, CB	1	0			
Nick Henrich, ILB	1	1	Matt Sichterman, OL	1	1			
Chris Hickman, TE	1	0	Markese Stepp, RB	1	0			
Nash Hutmacher, DL	1	0	Ben Stille, DL	1	1			

**AUSTIN
ALLEN**

#11

6-9 | 255 | JR. | TE
AURORA, NEB.**CAREER HONORS**

- Team Captain (2021)
- Mackey Award Watch List (2021)
- Senior Bowl Watch List (2021)
- 3-Time Academic All-Big Ten
- 8-Time Nebraska Scholar-Athlete Honor Roll
- Sam Foltz 27 Hero Leadership Award (2020)
- 4-Time Brook Berringer Citizenship Team
- 4-Time Tom Osborne Citizenship Team

PERSONAL NOTES

- Graduated with a degree in mechanized systems management in May of 2021
- His father Andrew was a Husker walk-on in 1981

SEASON HIGHLIGHTS

- Caught two passes for 23 yards at Illinois, his ninth consecutive game with a reception

GAME-BY-GAME

OPPONENT	REC.	YDS	TD	LONG
at Illinois	2	23	0	14
Fordham				
Buffalo				
at Oklahoma				
at Michigan St.				
Northwestern				
Michigan				
at Minnesota				
Purdue				
Ohio St.				
at Wisconsin				
Iowa				

**BRANT
BANKS**

#74

6-7 | 305 | R-FR. | OL
HOUSTON, TEXAS**CAREER HONORS**

- Academic All-Big Ten (2020)
- 5-Time Nebraska Scholar-Athlete Honor Roll

PERSONAL NOTES

- Brother, Brig, is a Husker long snapper

CAREER NOTES

- Played in one game while redshirting in 2019, becoming the 14th true freshman offensive lineman to play in a game in Nebraska history

SEASON HIGHLIGHTS

- Earned his first career start at Illinois (left tackle)

CAREER STATS

- Games: 6 (1 in 2019; 4 in 2020; 1 in 2021)
- Games: 1 (1 in 2021)

**BRYCE
BENHART**

#54

6-9 | 330 | R-FR. | OL
LAKEVILLE, MINN.**CAREER HONORS**

- Academic All-Big Ten (2020)
- 4-Time Nebraska Scholar-Athlete Honor Roll

CAREER NOTES

- Played in three games while redshirting in 2019, becoming the 12th true freshman offensive lineman to play in a game in Nebraska history

SEASON HIGHLIGHTS

- Started his ninth consecutive game at right tackle at Illinois

CAREER STATS

- Games: 12 (3 in 2019; 8 in 2020; 1 in 2021)
- Starts: 9 (8 in 2020; 1 in 2021)

CAREER RECEIVING STATS

YEAR	G/S	REC.	YDS	Y/R	Y/G	TD
2017						
					Redshirt	
2018	12/0	2	54	27.0	4.5	0
2019	12/5	7	83	11.9	6.9	0
2020	8/7	18	236	13.1	29.5	1
2021	1/1	2	23	11.5	23.0	0
TOTAL	33/13	29	396	13.7	12.0	1

RUSHING: 1 att., 2 yds, 0 TDs

CAREER HIGHS

Receptions	5 vs. Illinois (2020)
Receiving Yards	43 vs. Illinois (2020)
Receiving Touchdowns	1 vs. Minnesota (2020)
Long Reception	41 at Ohio St. (2018)

**ZAVIER
BETTS**

#15

6-2 | 200 | FR. | WR
OMAHA, NEB.**SEASON HIGHLIGHTS**

- Did not have a catch at Illinois, but returned his first career kickoff for 17 yards

GAME-BY-GAME

OPPONENT	REC.	YDS	TD	LONG
at Illinois	0	0	0	-
Fordham				
Buffalo				
at Oklahoma				
at Michigan St.				
Northwestern				
Michigan				
at Minnesota				
Purdue				
Ohio St.				
at Wisconsin				
Iowa				

CAREER RECEIVING STATS

YEAR	G/S	REC.	YDS	Y/R	Y/G	TD
2020	6/1	12	131	10.9	21.8	1
2021	1/0	0	0	0.0	0.0	0
TOTAL	7/1	12	131	10.9	18.7	1

KICKOFF RETURNS: 1 att., 17 yds, 0 TDs

CAREER HIGHS

Receptions	5 at Purdue (2020)
Receiving Yards	54 vs. Penn St. (2020)
Receiving Touchdowns	1 vs. Penn St. (2020)
Long Reception	45 vs. Penn St. [TD] (2020)

**DANIEL CERNI #40****6-4 | 225 | FR. | P
CANBERRA, AUSTRALIA****CAREER HONORS**

- 2-Time Nebraska Scholar-Athlete Honor Roll

PERSONAL NOTES

- Came to Nebraska from Prokick Australia, which has produced five Ray Guy Award winners
- Is the first Australian to play for Nebraska since 1994 and is believed to be only the second Australian ever to play football at Nebraska (Brett Popplewell, 1991-94)

SEASON HIGHLIGHTS

- Made his career debut with five punts at Illinois

PUNTING GAME-BY-GAME

OPPONENT	NO.	AVG	I20	LONG
at Illinois	5	34.4	0	46
Fordham				
Buffalo				
at Oklahoma				
at Michigan St.				
Northwestern				
Michigan				
at Minnesota				
Purdue				
Ohio St.				
at Wisconsin				
Iowa				

CAREER PUNTING STATS

YEAR	NO.	AVG	LG	TB	I20	50+	BLK
2020							
2021	5	34.4	46	0	0	0	0
TOTAL	5	34.4	46	0	0	0	0

CAREER HIGHS

Punts	5 at Illinois (2021)
Average	34.4 at Illinois (2021)
Inside 20	none
50-Yard Punts	none
Long Punt	46 at Illinois (2021)

**TURNER CORCORAN #69****6-6 | 300 | FR. | OL
LAWRENCE, KAN.****CAREER HONORS**

- Nebraska Scholar-Athlete Honor Roll (Spring 2020)

CAREER NOTES

- Started the 2020 season finale at Rutgers at left tackle, becoming the first Husker true freshman to ever start a game at left tackle
- Became just the sixth true freshman offensive lineman to start a game in Nebraska history
- Played in three games total, becoming the 15th true freshman offensive lineman to play in a game in Nebraska history

SEASON HIGHLIGHTS

- Played extensively at Illinois but did not earn the start after being limited in fall camp due to injury

CAREER STATS

- **Games:** 4 (3 in 2020; 1 in 2021)
- **Games:** 1 (1 in 2020)

**CONNOR CULP #33****6-0 | 180 | SR. | PK
PHOENIX, ARIZ.****CAREER HONORS**

- Lou Groza Award Watch List (2021)
- Big Ten Kicker of the Year (2020)
- First-Team All-Big Ten (2020)
- SEC Special Teams Player of the Week (2017 at LSU)

PERSONAL NOTES

- Earned his LSU degree in December of 2019

CAREER NOTES

- Graduate transfer from LSU (2016-19)
- Member of LSU's 2019 national title team
- Tigers' starting place-kicker in 2017

SEASON HIGHLIGHTS

- Connected on a 27-yard field goal at Illinois

GAME-BY-GAME

OPPONENT	XP-ATT	FG-ATT	LG	BK	PTS
at Illinois	1-3	1-1	27	0	4
Fordham					
Buffalo					
at Oklahoma					
at Michigan St.					
Northwestern					
Michigan					
at Minnesota					
Purdue					
Ohio St.					
at Wisconsin					
Iowa					

CAREER KICKING STATS

YEAR	G/S	PAT	FG	PCT.	PTS	LG
2016*						Redshirt
2017*	10/10	20-23	11-16	68.8	53	47
2018*	0/0	0-0	0-0	0.0	0	-
2019*	0/0	0-0	0-0	0.0	0	-
2020	8/8	20-20	13-15	86.7	59	49
2021	1/1	1-3	1-1	100.0	4	27
TOTAL	19/19	41-46	25-32	78.1	116	49

*at LSU

KICKOFFS: 50 att., 15 touchbacks**CAREER HIGHS**

Field Goal Attempts	4 vs. Ole Miss (2017)*
Field Goals Made	4 vs. Ole Miss (2017)*
Long Field Goal	49 at Purdue (2020)
Points	16 vs. Ole Miss (2017)*
PATs	4 four times

*at LSU

**DAMION DANIELS** #936-3 | 325 | JR. | DL
DALLAS, TEXAS**CAREER HONORS**

- Team Captain (2021)
- Senior Bowl Watch List (2021)
- 2-Time Nebraska Scholar-Athlete Honor Roll
- 3-Time Brook Berringer Citizenship Team
- 3-Time Tom Osborne Citizenship Team

PERSONAL NOTES

- Earned his degree in communication studies in May of 2020
- His older brother Darrion was a team captain at Nebraska in 2019 and is a defensive lineman with the San Francisco 49ers
- Both Daniels brothers served as team captains for Nebraska, 1 of 9 sets of brothers who were both team captains in program history

SEASON HIGHLIGHTS

- Started and made a career-high six tackles at Illinois, while breaking up the first pass of his career

GAME-BY-GAME

OPPONENT	UT-AT-TT	TFL-YD	SACK-YD
at Illinois	3-3-6	1.0-1	0.0-0
Fordham			
Buffalo			
at Oklahoma			
at Michigan St.			
Northwestern			
Michigan			
at Minnesota			
Purdue			
Ohio St.			
at Wisconsin			
Iowa			

CAREER TACKLE STATS

YEAR	G/S	UT	AT	TT	TFL-YD	SCK-YD
2017		Redshirt				
2018	12/0	3	9	12	1-1	0.0-0
2019	12/1	3	10	13	0-0	0.0-0
2020	8/3	10	10	20	4.0-5	0.0-0
2021	1/1	3	3	6	1.0-1	0.0-0
TOTAL	33/5	19	32	51	6.0-7	0.0-0

CAREER MISCELLANEOUS STATS

YEAR	FF	FR	PBU	INT	QBH	BLK
2017		Redshirt				
2018	0	1	0	0	0	0
2019	0	0	0	0	0	0
2020	0	0	0	0	0	0
2021	0	0	1	0	0	0
TOTAL	0	1	1	0	0	0

CAREER HIGHS

Tackles	6 at Illinois (2021)
TFLs	1.0 six times
Sacks	none
Breakups	1 at Illinois (2021)

**MARQUEL DISMUKE** #96-2 | 210 | SR. | S
COMPTON, CALIF.**CAREER HONORS**

- Senior Bowl Watch List (2021)
- Honorable-Mention All-Big Ten (2020)
- Nebraska Scholar-Athlete Honor Roll (Fall 2006)

PERSONAL NOTES

- Earned his degree in August of 2020

CAREER NOTES

- Has started 21 consecutive games at safety, the longest streak of consecutive starts of any Husker

SEASON HIGHLIGHTS

- Totaled six tackles at Illinois

GAME-BY-GAME

OPPONENT	UT-AT-TT	TFL-YD	PBU	INT
at Illinois	1-5-6	0.0-0	0	0
Fordham				
Buffalo				
at Oklahoma				
at Michigan St.				
Northwestern				
Michigan				
at Minnesota				
Purdue				
Ohio St.				
at Wisconsin				
Iowa				

CAREER TACKLE STATS

YEAR	G/S	UT	AT	TT	TFL-YD	SCK-YD
2016		Redshirt				
2017	12/1	20	14	34	0-0	0.0-0
2018	8/0	8	2	10	0-0	0.0-0
2019	12/12	42	25	67	2-5	0.0-0
2020	8/8	29	18	47	4.0-7	0.0-0
2021	1/1	1	5	6	0.0-0	0.0-0
TOTAL	41/22	100	64	164	6.0-12	0.0-0

CAREER MISCELLANEOUS STATS

YEAR	FF	FR	PBU	INT	QBH	BLK
2016		Redshirt				
2017	0	1	0	0	0	0
2018	0	0	0	0	0	1
2019	0	1	4	0	1	0
2020	0	0	4	0	0	0
2021	0	0	0	0	0	0
TOTAL	0	2	8	0	1	1

CAREER HIGHS

Tackles	15 vs. Penn St. (2020)
TFLs	2.0 at Iowa (2020)
Sacks	none
Breakups	3 at Illinois (2019)
Blocked Punts	1 vs. Illinois [safety] (2018)

**JOJO DOMANN** #136-1 | 230 | SR. | OLB
COLORADO SPRINGS, COLO.**CAREER HONORS**

- Bronko Nagurski Trophy Watch List (2021)
- Senior Bowl Watch List (2021)
- Honorable-Mention All-Big Ten (2020)
- Academic All-Big Ten (2017)
- 4-Time Nebraska Scholar-Athlete Honor Roll
- 4-Time Brook Berringer Citizenship Team
- 4-Time Tom Osborne Citizenship Team

PERSONAL NOTES

- Earned his degree in May of 2020

CAREER NOTES

- Ranks 3rd among all active FBS players with seven career forced fumbles

SEASON HIGHLIGHTS

- Posted one tackle at Illinois

GAME-BY-GAME

OPPONENT	UT-AT-TT	TFL-YD	SACK-YD
at Illinois	1-0-1	0.0-0	0.0-0
Fordham			
Buffalo			
at Oklahoma			
at Michigan St.			
Northwestern			
Michigan			
at Minnesota			
Purdue			
Ohio St.			
at Wisconsin			
Iowa			

CAREER TACKLE STATS

YEAR	G/S	UT	AT	TT	TFL-YD	SCK-YD
2016	13/0	5	3	8	0-0	0.0-0
2017		Redshirt				
2018	8/2	10	9	19	1-7	1.0-7
2019	12/7	38	14	52	11-40	2.5-21
2020	8/8	35	23	58	6.5-14	0.0-0
2021	1/0	1	0	1	0.0-0	0.0-0
TOTAL	42/17	89	49	138	18.5-61	3.5-28

CAREER MISCELLANEOUS STATS

YEAR	FF	FR	PBU	INT	QBH	BLK
2016	1	0	0	0	0	0
2017		Redshirt				
2018	2	1	2	0	0	0
2019	2	0	6	0	1	0
2020	2	1	5	0	1	0
2021	0	0	0	0	0	0
TOTAL	7	2	13	0	2	0

CAREER HIGHS

Tackles	12 vs. Penn St. (2020)
TFLs	2.0 five times
Sacks	1.0 three times
Breakups	2 twice

**GABE
ERVIN JR. #22****6-0 | 215 | FR. | RB
BUFORD, GA.****SEASON HIGHLIGHTS**

- Started the season opener at Illinois
- Made history by becoming the first true freshman running back to start a season opener in the modern history of Nebraska football (post-World War II)
- Led all Husker running backs with 12 carries and 33 yards against the Illini

GAME-BY-GAME

OPPONENT	ATT.	YDS	TD	LONG
at Illinois	12	33	0	11
Fordham				
Buffalo				
at Oklahoma				
at Michigan St.				
Northwestern				
Michigan				
at Minnesota				
Purdue				
Ohio St.				
at Wisconsin				
Iowa				

CAREER RUSHING STATS

YEAR	G/S	ATT.	NET	Y/A	Y/G	TD
2021	1/1	12	33	2.8	33.0	0

CAREER HIGHS

Attempts	12 at Illinois (2021)
Yards	33 at Illinois (2021)
Touchdowns	none
Long Rush	11 at Illinois (2021)
Receptions	none
Receiving Yards	none
Receiving Touchdowns	none
Long Reception	none

**LEVI
FALCK #88****6-2 | 200 | SR. | WR
CIRCLE PINES, MINN.****CAREER HONORS**

- 2-Time Nebraska Scholar-Athlete Honor Roll

PERSONAL NOTES

- Earned his degree in kinesiology and sport science from South Dakota in May of 2020

CAREER NOTES

- Went to South Dakota as a baseball recruit, but walked on to the football team following a baseball coaching change
- Tied the South Dakota single-game record with 11 catches at Kansas State on Sept. 1, 2018

SEASON HIGHLIGHTS

- Saw action at wideout at Illinois but did not have a catch

GAME-BY-GAME

OPPONENT	REC.	YDS	TD	LONG
at Illinois	0	0	0	-
Fordham				
Buffalo				
at Oklahoma				
at Michigan St.				
Northwestern				
Michigan				
at Minnesota				
Purdue				
Ohio St.				
at Wisconsin				
Iowa				

CAREER RECEIVING STATS

YEAR	G/S	REC.	YDS	Y/R	Y/G	TD
2016*						
2017*	7/3	16	197	12.3	28.1	0
2018*	11/9	45	492	10.9	44.7	2
2019*	6/3	9	85	9.4	14.2	0
2020	8/4	13	122	9.4	15.3	1
2021	1/0	0	0	0.0	0.0	0
TOTAL	33/19	83	886	10.7	26.8	3

*at FCS South Dakota

RUSHING: 1 carry for -3 yards vs. UNI in 2018**CAREER HIGHS**

Receptions	11 at Kansas St. (2019)*^
Receiving Yards	140 at Kansas St. (2019)*
Receiving Touchdowns	1 three times
Long Reception	40 vs. Missouri St. (2018)
Blocked Punt	1 at Purdue (2020)

*at South Dakota

^tied the South Dakota school record

**MYLES
FARMER #4****6-3 | 200 | R-FR. | S
ATLANTA, GA.****CAREER HONORS**

- Brook Berringer Citizenship Team (2020)
- Tom Osborne Citizenship Team (2020)

SEASON HIGHLIGHTS

- Made two tackles at Illinois and recovered the first fumble of his career, his third career takeaway

GAME-BY-GAME

OPPONENT	UT-AT-TT	TFL-YD	PBU	INT
at Illinois	2-0-2	0.0-0	0	0
Fordham				
Buffalo				
at Oklahoma				
at Michigan St.				
Northwestern				
Michigan				
at Minnesota				
Purdue				
Ohio St.				
at Wisconsin				
Iowa				

CAREER TACKLE STATS

YEAR	G/S	UT	AT	TT	TFL-YD	SCK-YD
2019*	4/0	1	0	1	0-0	0.0-0
2020	5/1	6	2	8	0.0-0	0.0-0
2021	1/0	2	0	2	0.0-0	0.0-0
TOTAL	10/1	9	2	11	0.0-0	0.0-0

*redshirt season


CAREER MISCELLANEOUS STATS

YEAR	FF	FR	PBU	INT	QBH	BLK
2019*	0	0	0	0	0	0
2020	1	0	0	2	0	0
2021	0	1	0	0	0	0
TOTAL	1	1	0	2	0	0

*redshirt season

CAREER HIGHS

Tackles	3 at Northwestern (2020)
TFLs	none
Sacks	none
Breakups	none
Interceptions	2 at Northwestern (2020)

**BRENDAN FRANKE #92****6-3 | 215 | FR. | PK
GRETNA, NEB.****CAREER NOTES**

- Joined Nebraska in the summer of 2021 after playing for Morningside College in Sioux City, Iowa during the 2020-21 season

SEASON HIGHLIGHTS

- Handled kickoffs at Illinois, booting four touchbacks in six attempts
- Only one of his kickoffs was returned for just nine yards

GAME-BY-GAME

OPPONENT	KICKOFFS	TOUCHBACKS
at Illinois	6	4
Fordham		
Buffalo		
at Oklahoma		
at Michigan St.		
Northwestern		
Michigan		
at Minnesota		
Purdue		
Ohio St.		
at Wisconsin		
Iowa		

CAREER KICKING STATS

YEAR	G/S	PAT	FG	PCT.	PTS	LG
2020*	9/0	3-4	0-0	0.0	3	-
2021	1/0	0-0	0-0	0.0	0	-
TOTAL	10/0	3-4	0-0	0.0	3	-

*at NAIA Morningside College

KICKOFFS: 65 att., 39 touchbacks**CAREER HIGHS**

Field Goal Attempts	none
Field Goals Made	none
Points	3 at Briar Cliff (2020)*
PATs	3 at Briar Cliff (2020)*
Kickoffs	9 twice*
Touchbacks	6 at Concordia [Neb.] (2020)*

*at NAIA Morningside College

**NICK HENRICH #42****6-3 | 225 | R-FR. | ILB
OMAHA, NEB.****CAREER HONORS**

- Academic All-Big Ten (2020)
- 5-Time Nebraska Scholar-Athlete Honor Roll

CAREER HIGHLIGHTS

- Has posted double-digit tackles in each of his two career starts (2020 at Rutgers; 2021 at Illinois)

SEASON HIGHLIGHTS

- Made a game-high 11 tackles at Illinois, including a half tackle for loss

GAME-BY-GAME

OPPONENT	UT-AT-TT	TFL-YD	SACK-YD
at Illinois	4-7-11	0.5-1	0.0-0
Fordham			
Buffalo			
at Oklahoma			
at Michigan St.			
Northwestern			
Michigan			
at Minnesota			
Purdue			
Ohio St.			
at Wisconsin			
Iowa			

CAREER TACKLE STATS

YEAR	G/S	UT	AT	TT	TFL-YD	SCK-YD
2019*	1/0	0	0	0	0-0	0.0-0
2020	7/1	8	19	27	0.5-1	0.0-0
2021	1/1	4	7	11	0.5-1	0.0-0
TOTAL	9/2	12	26	38	1.0-2	0.0-0

*redshirt season

CAREER MISCELLANEOUS STATS

YEAR	FF	FR	PBU	INT	QBH	BLK
2019*	0	0	0	0	0	0
2020	0	0	0	0	2	0
2021	0	0	0	0	0	0
TOTAL	0	0	0	0	2	0

*redshirt season

CAREER HIGHS

Tackles	12 at Rutgers (2020)
TFLs	0.5 twice
Sacks	none
Breakups	none

**CHRIS HICKMAN #87****6-5 | 215 | R-FR. | TE
OMAHA, NEB.****CAREER HONORS**

- Nebraska Scholar-Athlete Honor Roll (Spring 2020)

CAREER NOTES

- Has played both wide receiver and tight end in his Husker career

SEASON HIGHLIGHTS

- Was targeted three times but did not have a catch at Illinois

GAME-BY-GAME

OPPONENT	REC.	YDS	TD	LONG
at Illinois	0	0	0	-
Fordham				
Buffalo				
at Oklahoma				
at Michigan St.				
Northwestern				
Michigan				
at Minnesota				
Purdue				
Ohio St.				
at Wisconsin				
Iowa				


CAREER RECEIVING STATS

YEAR	G/S	REC.	YDS	Y/R	Y/G	TD
2019*	4/0	1	0	0.0	0.0	0
2020	6/0	1	0	0.0	0.0	0
2021	1/0	0	0	0.0	0.0	0
TOTAL	11/0	2	0	0.0	0.0	0

*redshirt season

CAREER HIGHS

Receptions	1 twice
Receiving Yards	none
Receiving Touchdowns	none
Long Reception	0 twice

**RAHMIR JOHNSON #14**5-10 | 185 | R-FR. | RB
ORADELL, N.J.**CAREER HONORS**

- 2-Time Brook Berringer Citizenship Team
- 2-Time Tom Osborne Citizenship Team

SEASON HIGHLIGHTS

- Had four carries for 11 yards and a 13-yard kickoff return at Illinois

GAME-BY-GAME

OPPONENT	ATT.	YDS	TD	LONG
at Illinois	4	11	0	7
Fordham				
Buffalo				
at Oklahoma				
at Michigan St.				
Northwestern				
Michigan				
at Minnesota				
Purdue				
Ohio St.				
at Wisconsin				
Iowa				

CAREER RUSHING STATS

YEAR	G/S	ATT.	NET	Y/A	Y/G	TD
2019*	4/0	21	64	3.0	16.3	1
2020	6/0	8	30	3.8	5.0	1
2021	1/0	4	11	2.8	11.0	0
TOTAL	11/0	33	105	3.2	9.5	2

*redshirt season

RECEIVING: 7 rec., 45 yds, 0 TD**KICKOFF RETURNS:** 4 ret., 67 yds, 0 TD**CAREER HIGHS**

Rushing Attempts	18 at Maryland (2019)
Rushing Yards	55 at Maryland (2019)
Rushing Touchdowns	1 twice
Long Rush	13 at Maryland (2019)
Receptions	1 seven times
Receiving Yards	17 yards at Ohio St. (2020)
Receiving Touchdowns	none
Long Reception	17 yards at Ohio St. (2020)

**CAMERON JURGENS #51**6-3 | 290 | SO. | OL
BEATRICE, NEB.**CAREER HONORS**

- Rimington Trophy Watch List (2021)
- 2-Time Academic All-Big Ten
- 5-Time Nebraska Scholar-Athlete Honor Roll
- Brook Berringer Citizenship Team (2019)
- Tom Osborne Citizenship Team (2019)

CAREER NOTES

- Spent his true freshman season at tight end before switching to center in the spring of 2019
- In 2019, became the first freshman (true or redshirt) to start a game at center for Nebraska since freshmen regained eligibility in 1972
- 1 of 6 freshmen offensive linemen (true or redshirt) to start a season opener at Nebraska

SEASON HIGHLIGHTS

- Started his seventh straight game at center at Illinois

CAREER STATS

- **Games:** 21
(1 in 2018*; 12 in 2019; 7 in 2020; 1 in 2021)
- **Starts:** 20 (12 in 2019; 7 in 2020; 1 in 2021)

*redshirt season (at tight end)

**CHRIS KOLAREVIC #31**6-1 | 230 | JR. | ILB
TRAVERSE CITY, MICH.**CAREER HONORS**

- Nebraska Scholar-Athlete Honor Roll (Spring 2020)

CAREER NOTES

- Joined Nebraska as a graduate transfer from FCS Northern Iowa
- Played in 16 games with 15 starts at UNI from 2018-19, recording 144 tackles, 9.5 TFLs and 2.0 sacks
- Entered this season having gone more than 20 months since he last played in a game (Dec. 7, 2019 at South Dakota State)

SEASON HIGHLIGHTS

- Made four tackles at Illinois in his Husker debut

GAME-BY-GAME

OPPONENT	UT-AT-TT	TFL-YD	SACK-YD
at Illinois	2-2-4	0.0-0	0.0-0
Fordham			
Buffalo			
at Oklahoma			
at Michigan St.			
Northwestern			
Michigan			
at Minnesota			
Purdue			
Ohio St.			
at Wisconsin			
Iowa			

CAREER TACKLE STATS

YEAR	G/S	UT	AT	TT	TFL-YD	SCK-YD
2017						
						Redshirt
2018*	6/6	25	40	65	3.0-4	0.0-0
2019*	10/9	33	46	79	6.5-23	2.0-17
2020*						DNP (No FCS Fall Season)
2021	1/0	2	2	4	0.0-0	0.0-0
TOTAL	17/15	60	88	148	9.5-27	2.0-17

*at FCS Northern Iowa

CAREER MISCELLANEOUS STATS


YEAR	FF	FR	PBU	INT	QBH	BLK
2017*						
						Redshirt
2018*	0	0	4	1	0	0
2019*	0	1	1	1	1	0
2020*						DNP (No FCS Fall Season)
2021	0	0	0	0	0	0
TOTAL	0	1	5	2	1	0

*at FCS Northern Iowa

CAREER HIGHS

Tackles	19 vs. South Dakota (2019)*
TFLs	1.5 twice*
Sacks	1.0 twice*
Breakups	2 at Indiana State (2018)*
Interceptions	1 twice*

*at FCS Northern Iowa

**WYATT LIEWER #85****6-4 | 195 | SO. | WR
O'NEILL NEB.****CAREER HONORS**

- Nebraska Offensive Scout Team MVP (2018)
- 2-Time Academic All-Big Ten
- 6-Time Nebraska Scholar-Athlete Honor Roll
- Brook Berringer Citizenship Team (2019)
- Tom Osborne Citizenship Team (2019)

PERSONAL NOTES

- His father, Jamie, was a three-year letterwinner for the Huskers from 1990 to 1992, and a two-year starter on the defensive line

SEASON HIGHLIGHTS

- Tied his career high with two catches at Illinois

GAME-BY-GAME

OPPONENT	REC.	YDS	TD	LONG
at Illinois	2	13	0	7
Fordham				
Buffalo				
at Oklahoma				
at Michigan St.				
Northwestern				
Michigan				
at Minnesota				
Purdue				
Ohio St.				
at Wisconsin				
Iowa				

CAREER RECEIVING STATS

YEAR	G/S	REC.	YDS	Y/R	Y/G	TD
2018						
2019	0/0	0	0	0.0	0.0	0
2020	8/0	3	22	7.3	2.8	1
2021	1/1	2	13	6.5	13.0	0
TOTAL	9/1	5	35	6.5	13.0	1

CAREER HIGHS

Receptions	2 twice
Receiving Yards	22 vs. Minnesota (2020)
Receiving Touchdowns	1 at Purdue (2020)
Long Reception	10 at Purdue [TD] (2020)

**OMAR MANNING #5****6-4 | 225 | JR. | WR
LANCASTER, TEXAS****CAREER NOTES**

- Began his career at TCU, redshirting in 2017, before spending the 2018 and 2019 seasons at Kilgore College in Texas
- Nation's No. 1-ranked junior college wide receiver in the 2020 class

SEASON HIGHLIGHTS

- Caught the first two passes of his Husker career at Illinois, totaling 26 yards

GAME-BY-GAME

OPPONENT	REC.	YDS	TD	LONG
at Illinois	2	26	0	12
Fordham				
Buffalo				
at Oklahoma				
at Michigan St.				
Northwestern				
Michigan				
at Minnesota				
Purdue				
Ohio St.				
at Wisconsin				
Iowa				

CAREER RECEIVING STATS

YEAR	G/S	REC.	YDS	Y/R	Y/G	TD
2017*						
2017*						
2018						
2019						
2020	1/0	0	0	0.0	0.0	0
2021	1/0	2	26	13.0	26.0	0
TOTAL	2/0	2	26	13.0	13.0	0

*at TCU

CAREER HIGHS

Receptions	2 at Illinois (2021)
Receiving Yards	26 at Illinois (2021)
Receiving Touchdowns	none
Long Reception	18 at Illinois (2021)

**OLIVER MARTIN #89****6-1 | 200 | JR. | WR
CORALVILLE, IOWA****CAREER HONORS**

- Nebraska Scholar-Athlete Honor Roll (Spring 2020)

CAREER NOTES

- Joined Nebraska as a transfer from Iowa
- Began his collegiate career at Michigan (2017-18)
- Redshirted in 2017 and caught 11 passes for 125 yards and one touchdown in 13 games in 2018
- Transferred to Iowa in 2019 and was immediately eligible, totaling five catches for 28 yards
- Transferred to Nebraska in 2020 but did not receive an eligibility waiver until November

SEASON HIGHLIGHTS

- Posted his first career 100-yard receiving game at Illinois with a game-high 103 yards
- Set career highs in receptions (6) and receiving yards (103) while also recording the longest reception of his career (43 yards)

GAME-BY-GAME

OPPONENT	REC.	YDS	TD	LONG
at Illinois	6	103	1	43
Fordham				
Buffalo				
at Oklahoma				
at Michigan St.				
Northwestern				
Michigan				
at Minnesota				
Purdue				
Ohio St.				
at Wisconsin				
Iowa				

CAREER RECEIVING STATS

YEAR	G/S	REC.	YDS	Y/R	Y/G	TD
2017*						
2017*						
2018*	13/1	11	125	11.4	9.6	1
2019^	8/0	5	28	5.6	5.6	1
2020	5/4	5	63	12.6	12.6	0
2021	1/1	6	103	17.2	103.0	1
TOTAL	27/6	27	319	11.8	11.8	3

*at Michigan; ^at Iowa

RUSHING: 2 att., 16 yds, 0 TD**PUNT RETURNS:** 1 ret. for 7 yds vs. Illinois (2020)**CAREER HIGHS**

Receptions	6 at Illinois (2021)
Receiving Yards	103 at Illinois (2021)
Receiving Touchdowns	1 three times
Long Reception	43 at Illinois (2021)

*at Michigan; ^at Iowa



ADRIAN MARTINEZ

#2

6-2 | 212 | JR. | QB
FRESNO, CALIF.

CAREER HONORS

- 3-Time Team Captain (2019, 2020, 2021)
- Maxwell Award Watch List (2019, 2020, 2021)
- Johnny Unitas Award Watch List (2020, 2021)
- Senior Bowl Watch List (2021)
- AFCA Good Works Team Nominee (2021)
- Freshman All-American (2018)
- Honorable-Mention All-Big Ten (2018)
- National Performer of the Week (2018 vs. Minn.)
- National Freshman of the Week (2018 vs. Colo.)
- 3-Time Big Ten Freshman of the Week (2018)
- NU Outstanding Male Newcomer (2018-19)
- Nebraska Offensive Back of the Year (2018)
- 2-Time Academic All-Big Ten
- 6-Time Nebraska Scholar-Athlete Honor Roll
- 3-Time Brook Berringer Citizenship Team
- 3-Time Tom Osborne Citizenship Team

NEBRASKA RECORDS

- Career 400-Yard Total Offense Games (5)
- Career 300-Yard Total Offense Games (13)
- Season Completion Percentage (71.5 in 2020)
- Season Total Offense Per Game (295.1 in 2018)
- Season 400-Yard Total Offense Games (3 in 2018)
- Season 300-Yard Total Offense Games (7 in 2018)
- Game Completion Pct. (90.0 at Iowa in 2020)

PERSONAL NOTES

- Graduated with his degree in business administration in May of 2021, completing his undergraduate work in 3 1/2 years

ACTIVE NCAA CAREER RANKINGS

- Total Offensive Yards Per Game: 5th (267.1)
- Quarterback Rushing Yards: 2nd (1,887)
- 1 of 4 active players with 5,000 career passing yards & 1,500 career rushing yards

CAREER NOTES

- Only three-time captains in Nebraska history
- Is the only true freshman quarterback to start a season opener in Nebraska history
- 1 of 3 true freshmen quarterbacks to start for NU
- 1 of 2 Huskers to have a 300-yard passing and 100-yard rushing game (also Taylor Martinez)
- 1 of 3 Huskers with 5,000 career passing yards and 1,000 career rushing yards
- 1 of 3 Huskers to lead the team in rushing and passing in the same season (2020)
- Owns the top two single-game completion percentage marks in program history (2018 vs. Minnesota and 2020 at Iowa)
- 71.5 percent completion rate in 2020 ranked 4th nationally and was the 4th-highest mark ever in a Big Ten Conference season
- In 2018, posted the highest total offense average (295.1 ypg) ever by a true freshman quarterback at a Power Five school, the 10th-best mark by any FBS freshman and the fifth-best mark by a true freshman
- 1 of 6 freshmen in FBS history to average 200 passing yards & 50 rushing yards per game (1 of 2 true freshmen to hit both marks)

SEASON HIGHLIGHTS

- Totaled 343 yards of offense at Illinois, including 232 passing yards and 111 rushing yards
- Posted his fifth career 100-yard rushing game and second in a row including the 2020 season finale at Rutgers

CAREER PASSING STATS

YEAR	G/S	CMP-ATT	PCT	YDS	TD	INT
2018	11/11	224-347	64.6	2,617	17	8
2019	10/10	149-251	59.4	1,956	10	9
2020	7/6	108-151	71.5	1,055	4	3
2021	1/1	16-32	50.0	232	1	0
TOTAL	29/28	497-781	63.6	5,860	32	20

Total Offense: 1,173 att., 7,747 yds, 53 TDs

CAREER RUSHING STATS

YEAR	G/S	ATT.	NET	Y/A	Y/G	TD
2018	11/11	140	629	4.5	57.2	8
2019	10/10	144	626	4.3	62.6	7
2020	7/6	91	521	5.7	74.4	7
2021	1/1	17	111	6.5	111.0	1
TOTAL	29/28	392	1,887	4.8	65.0	23

CAREER PASSING HIGHS

Attempts	42 twice
Completions	26 at Iowa (2018)
Yards	384 at Wisconsin (2018)
Touchdowns	3 three times
Long Pass	75 twice (both TDs)

CAREER RUSHING HIGHS

Attempts	23 at Rutgers (2020)
Yards	157 at Rutgers (2020)
Touchdowns	2 five times
Long Rush	75 at Illinois (2021)

CAREER TOTAL OFFENSE HIGHS

Attempts	60 vs. Purdue (2018)
Yards	446 at Illinois (2019)
Total Touchdowns	4 three times

MARTINEZ RECORD WATCH

PASSING YARDS

RK.	PLAYER, YEARS	YDS
1.	Tommy Armstrong Jr., 2013-17	8,871
2.	Taylor Martinez, 2010-13	7,258
3.	Adrian Martinez, 2018-pres.	5,860
4.	Zac Taylor, 2005-06	5,850

COMPLETIONS

RK.	PLAYER, YEARS	COMP.
1.	Tommy Armstrong Jr., 2013-16	625
2.	Taylor Martinez, 2010-13	575
3.	Adrian Martinez, 2018-present	497
4.	Zac Taylor, 2005-06	470

COMPLETION PERCENTAGE

RK.	PLAYER, YEARS	PCT.
1.	Joe Ganz, 2006-08	65.1
2.	Adrian Martinez, 2018-present	63.6
3.	Sam Keller, 2007	63.1

Minimum 1,000 career passing yards

TOTAL OFFENSE

RK.	PLAYER, YEARS	YDS
1.	Tommy Armstrong Jr., 2013-16	10,690
2.	Taylor Martinez, 2010-13	10,233
3.	Eric Crouch, 1998-2001	7,915
4.	Adrian Martinez, 2018-pres.	7,747

TOTAL OFFENSIVE YARDS PER GAME

RK.	PLAYER, YEARS	YPG
1.	Adrian Martinez, 2018-pres.	267.1
2.	Tanner Lee, 2017	253.8
3.	Tommy Armstrong Jr., 2013-16	237.6

Minimum 3,000 total yards

QUARTERBACK RUSHING YARDS

RK.	PLAYER, YEARS	YDS
1.	Eric Crouch, 1998-2001	3,434
2.	Taylor Martinez, 2010-13	2,975
3.	Jammal Lord, 2000-03	2,573
4.	Steve Taylor, 1985-88	2,125
5.	Tommie Frazier, 1992-95	1,955
6.	Adrian Martinez, 2018-present	1,887
7.	Tommy Armstrong Jr., 2013-16	1,819
8.	Scott Frost, 1996-97	1,533

250-YARD PASSING GAMES

RK.	PLAYER, YEARS	GMS
1.	Tommy Armstrong Jr., 2013-16	14
2.	Adrian Martinez, 2018-present	11
	Joe Ganz, 2006-08	11

300-YARD PASSING GAMES

RK.	PLAYER, YEARS	GMS
1.	Joe Ganz, 2006-08	8
2.	Tommy Armstrong Jr., 2013-16	6
3.	Taylor Martinez, 2010-13	4
t-4.	Adrian Martinez, 2018-present	3

300-YARD TOTAL OFFENSE GAMES

RK.	PLAYER, YEARS	GMS
1.	Adrian Martinez, 2018-present	14
2.	Tommy Armstrong Jr., 2013-16	13

400-YARD TOTAL OFFENSE GAMES

RK.	PLAYER, YEARS	GMS
1.	Adrian Martinez, 2018-present	5
2.	Joe Ganz, 2006-08	3



ADRIAN MARTINEZ CAREER GAME-BY-GAME STATISTICS

PASSING

2021 (4TH YEAR)

OPPONENT	COMP-ATT	YDS	TD	INT
at Illinois	16-32	232	1	0
Fordham				
Buffalo				
at Oklahoma				
at Michigan St.				
Northwestern				
Michigan				
at Minnesota				
Purdue				
Ohio St.				
at Wisconsin				
Iowa				

2020 (JUNIOR)

OPPONENT	COMP-ATT	YDS	TD	INT
at Ohio St.	12-15	105	0	0
at Northwestern	12-27	125	0	1
Penn St.	-DNP-			
Illinois	3-4	43	1	0
at Iowa	18-20	174	0	0
at Purdue	23-30	242	1	0
Minnesota	16-27	111	1	0
at Rutgers	24-28	255	1	2

2019 (SOPHOMORE)

OPPONENT	COMP-ATT	YDS	TD	INT
South Alabama	13-22	178	0	1
at Colorado	16-26	290	2	1
Northern Illinois	16-27	257	2	0
at Illinois	22-34	328	3	0
Ohio St.	8-17	47	0	3
Northwestern	13-20	145	0	0
at Minnesota	-DNP (injured)-			
Indiana	-DNP (injured)-			
at Purdue	22-39	247	0	1
Wisconsin	13-23	220	1	1
at Maryland	16-25	194	2	1
Iowa	10-18	50	0	1

2018 (FRESHMAN)

OPPONENT	COMP-ATT	YDS	TD	INT
Colorado	15-20	187	1	1
Troy	-DNP (injured)-			
at Michigan	7-15	22	0	1
Purdue	25-42	323	2	1
at Wisconsin	24-42	384	2	0
at Northwestern	25-35	251	1	2
Minnesota	25-29	276	3	0
Bethune-Cookman	15-22	213	2	1
at Ohio St.	22-33	266	1	0
Illinois	24-34	290	3	1
Michigan St.	16-37	145	0	0
at Iowa	26-38	260	2	1

RUSHING

2021 (4TH YEAR)

OPPONENT	ATT.	YDS	TD	LONG
at Illinois	17	111	1	75
Fordham				
Buffalo				
at Oklahoma				
at Michigan St.				
Northwestern				
Michigan				
at Minnesota				
Purdue				
Ohio St.				
at Wisconsin				
Iowa				

2020 (JUNIOR)

OPPONENT	ATT.	YDS	TD	LONG
at Ohio St.	13	85	1	39
at Northwestern	13	102	0	28
Penn St.	-DNP-			
Illinois	2	8	0	13
at Iowa	12	28	1	18
at Purdue	13	45	2	15
Minnesota	15	96	1	24
at Rutgers	23	157	2	141

2019 (SOPHOMORE)

OPPONENT	ATT.	YDS	TD	LONG
South Alabama	13	6	0	10
at Colorado	19	66	2	17
No. Illinois	11	44	1	11
at Illinois	18	118	0	44
Ohio St.	15	81	0	56
Northwestern	9	26	0	8
at Minnesota	-DNP (injured)-			
Indiana	-DNP (injured)-			
at Purdue	12	58	2	21
Wisconsin	16	89	1	45
at Maryland	10	94	1	30
Iowa	21	44	0	8

2018 (FRESHMAN)

OPPONENT	ATT.	YDS	TD	LONG
Colorado	15	117	2	41
Troy	-DNP (injured)-			
at Michigan	7	-12	0	15
Purdue	18	91	0	23
at Wisconsin	13	57	1	28
at Northwestern	13	37	0	13
Minnesota	15	125	1	53
Bethune-Cookman	2	-7	0	0
at Ohio St.	20	72	2	24
Illinois	13	55	1	30
Michigan St.	7	18	0	17
at Iowa	17	76	1	18

TOTAL OFFENSE

2021 (4TH YEAR)

OPPONENT	ATT.	PASS	RUSH	TOT
at Illinois	49	232	111	343
Fordham				
Buffalo				
at Oklahoma				
at Michigan St.				
Northwestern				
Michigan				
at Minnesota				
Purdue				
Ohio St.				
at Wisconsin				
Iowa				

2020 (JUNIOR)

OPPONENT	ATT.	PASS	RUSH	TOT
at Ohio St.	28	105	85	190
at Northwestern	40	125	102	227
Penn St.	-DNP-			
Illinois	6	43	8	51
at Iowa	32	174	28	202
at Purdue	43	242	45	287
Minnesota	42	111	96	207
at Rutgers	51	255	157	412

2019 (SOPHOMORE)

OPPONENT	ATT.	PASS	RUSH	TOT
South Alabama	35	178	6	184
at Colorado	45	290	66	356
No. Illinois	38	257	44	301
at Illinois	52	328	118	446
Ohio St.	32	47	81	128
Northwestern	29	145	26	171
at Minnesota	-DNP (injured)-			
Indiana	-DNP (injured)-			
at Purdue	51	247	58	305
Wisconsin	39	220	89	309
at Maryland	35	194	94	288
Iowa	39	50	44	94

2018 (FRESHMAN)

OPPONENT	ATT.	PASS	RUSH	TOT
Colorado	35	187	117	304
Troy	-DNP (injured)-			
at Michigan	22	22	-12	10
Purdue	60	323	91	414
at Wisconsin	55	384	57	441
at Northwestern	48	251	37	288
Minnesota	44	276	125	401
Bethune-Cookman	24	213	-7	206
at Ohio St.	53	266	72	338
Illinois	47	290	55	345
Michigan St.	44	145	18	163
at Iowa	55	260	76	336

**CADE
MUELLER #94****6-0 | 220 | SO. | LS
GRETNA, NEB.****CAREER HONORS**

- 2-Time Academic All-Big Ten
- 4-Time Nebraska Scholar-Athlete Honor Roll

SEASON HIGHLIGHTS

- Handled all of the long-snapping duties at Illinois

CAREER STATS

- **Games:** 9 (8 in 2020; 1 in 2021)

**GARRETT
NELSON #44****6-3 | 245 | SO. | OLB
SCOTTSBLUFF, NEB.****CAREER HONORS**

- Academic All-Big Ten (2020)
- 3-Time Nebraska Scholar-Athlete Honor Roll

PERSONAL NOTES

- His father Chris was a two-time All-American wrestler at Nebraska

SEASON HIGHLIGHTS

- Made six tackles and set a career high with 2.5 tackles for loss at Illinois
- Marked his fourth consecutive game with at least one TFL

GAME-BY-GAME

OPPONENT	UT-AT-TT	TFL-YD	SACK-YD
at Illinois	3-3-6	2.5-9	0.5-3
Fordham			
Buffalo			
at Oklahoma			
at Michigan St.			
Northwestern			
Michigan			
at Minnesota			
Purdue			
Ohio St.			
at Wisconsin			
Iowa			

CAREER TACKLE STATS

YEAR	G/S	UT	AT	TT	TFL-YD	SCK-YD
2019	11/0	4	11	15	2-5	0.0-0
2020	8/8	16	14	30	4.0-16	1.5-10
2021	1/1	3	3	6	2.5-9	0.5-3
TOTAL	20/9	23	28	51	8.5-30	2.0-13

CAREER MISCELLANEOUS STATS

YEAR	FF	FR	PBU	INT	QBH	BLK
2019	0	0	0	0	0	0
2020	0	0	0	0	1	0
2021	0	0	0	0	0	0
TOTAL	0	0	0	0	1	0

CAREER HIGHS

Tackles	9 vs. Penn St. (2020)
TFLs	2.5 at Illinois (2021)
Sacks	1.5 at Purdue (2020)
Breakups	none

**QUINTON
NEWSOME #6****6-1 | 185 | SO. | CB
SUWANEE, GA.****CAREER HONORS**

- 2-Time Nebraska Scholar-Athlete Honor Roll
- Brook Berringer Citizenship Team (2020)
- Tom Osborne Citizenship Team (2020)

SEASON HIGHLIGHTS

- Made his second career start and finished with a career-high five tackles at Illinois

GAME-BY-GAME

OPPONENT	UT-AT-TT	TFL-YD	PBU	INT
at Illinois	3-2-5	0.0-0	0	0
Fordham				
Buffalo				
at Oklahoma				
at Michigan St.				
Northwestern				
Michigan				
at Minnesota				
Purdue				
Ohio St.				
at Wisconsin				
Iowa				

CAREER TACKLE STATS

YEAR	G/S	UT	AT	TT	TFL-YD	SCK-YD
2019	10/0	0	0	0	0-0	0.0-0
2020	8/1	9	2	11	0.0-0	0.0-0
2021	1/1	3	2	5	0.0-0	0.0-0
TOTAL	19/2	12	4	16	0.0-0	0.0-0

CAREER MISCELLANEOUS STATS

YEAR	FF	FR	PBU	INT	QBH	BLK
2019	0	0	0	0	0	0
2020	1	0	0	0	0	0
2021	0	0	0	0		0
TOTAL	1	0	0	0	0	0

CAREER HIGHS

Tackles	5 at Illinois (2021)
TFLs	none
Sacks	none
Breakups	none

**PHELDARIUS #0
PAYNE****6-3 | 260 | JR. | OLB
SUFFOLK, VA.****SEASON HIGHLIGHTS**

- Set career highs with 2.0 sacks and 2.0 TFLs at Illinois while finishing with five tackles, one shy of his career high

GAME-BY-GAME

OPPONENT	UT-AT-TT	TFL-YD	SACK-YD
at Illinois	2-3-5	2.0-11	2.0-11
Fordham			
Buffalo			
at Oklahoma			
at Michigan St.			
Northwestern			
Michigan			
at Minnesota			
Purdue			
Ohio St.			
at Wisconsin			
Iowa			

CAREER TACKLE STATS

YEAR	G/S	UT	AT	TT	TFL-YD	SCK-YD
2020	8/0	8	13	21	2.0-7	1.0-6
2021	1/0	2	3	5	2.0-11	2.0-11
TOTAL	9/0	10	16	26	4.0-18	3.0-17

CAREER MISCELLANEOUS STATS

YEAR	FF	FR	PBU	INT	QBH	BLK
2020	0	0	2	0	2	0
2021	0	0	0	0	0	0
TOTAL	0	0	2	0	2	0

CAREER HIGHS

Tackles	6 vs. Penn St. (2020)
TFLs	2.0 at Illinois (2021)
Sacks	2.0 at Illinois (2021)
Breakups	1 twice

**ETHAN #57
PIPER****6-4 | 300 | R-FR. | OL
NORFOLK, NEB.****CAREER HONORS**

- Big Ten Distinguished Scholar (2021)
- Academic All-Big Ten (2020)
- 4-Time Nebraska Scholar-Athlete Honor Roll
- Sam Foltz 27 Hero Leadership Award (2021)
- Brook Berringer Citizenship Team (2021)
- Tom Osborne Citizenship Team (2021)

CAREER NOTES

- Played in one game while redshirting in 2019, becoming the 13th true freshman offensive lineman to play in a game at Nebraska

SEASON HIGHLIGHTS

- Earned his eighth consecutive start at left guard at Illinois

CAREER STATS

- Games:** 10 (1 in 2019; 8 in 2020; 1 in 2021)
- Starts:** 8 (7 in 2020; 1 in 2021)

**LUKE #28
REIMER****6-1 | 225 | SO. | ILB
LINCOLN, NEB.****CAREER HONORS**

- Academic All-Big Ten (2020)
- Nebraska Scholar-Athlete Honor Roll (Spring 2020)

CAREER NOTES

- Joined NU as a walk-on and earned his way into the linebacker rotation in 2019 as a true freshman
- Was placed on scholarship prior to the 2020 season

SEASON HIGHLIGHTS

- Totaled eight tackles at Illinois with a half tackle for loss and a forced fumble that led to a takeaway

GAME-BY-GAME

OPPONENT	UT-AT-TT	TFL-YD	SACK-YD
at Illinois	3-5-8	0.5-0	0.0-0
Fordham			
Buffalo			
at Oklahoma			
at Michigan St.			
Northwestern			
Michigan			
at Minnesota			
Purdue			
Ohio St.			
at Wisconsin			
Iowa			

CAREER TACKLE STATS

YEAR	G/S	UT	AT	TT	TFL-YD	SCK-YD
2019	10/0	7	4	11	1-4	0.0-0
2020	6/5	29	11	40	5.0-18	2.0-12
2021	1/1	3	5	8	0.5-0	0.0-0
TOTAL	17/6	39	20	59	6.5-22	2.0-12

CAREER MISCELLANEOUS STATS

YEAR	FF	FR	PBU	INT	QBH	BLK
2019	0	1	0	0	0	0
2020	1	0	0	0	0	0
2021	1	0	0	0	0	0
TOTAL	2	1	0	0	0	0

CAREER HIGHS

Tackles	12 at Iowa (2020)
TFLs	1.5 at Northwestern (2020)
Sacks	1.0 twice
Breakups	none

**TY ROBINSON #99****6-6 | 305 | R-FR. | DL
GILBERT, ARIZ.****CAREER HONORS**

- Nebraska Scholar-Athlete Honor Roll (Fall 2020)

SEASON HIGHLIGHTS

- Tied his career high with four tackles at Illinois

GAME-BY-GAME

OPPONENT	UT-AT-TT	TFL-YD	SACK-YD
at Illinois	1-3-4	0.0-0	0.0-0
Fordham			
Buffalo			
at Oklahoma			
at Michigan St.			
Northwestern			
Michigan			
at Minnesota			
Purdue			
Ohio St.			
at Wisconsin			
Iowa			

CAREER TACKLE STATS

YEAR	G/S	UT	AT	TT	TFL-YD	SCK-YD
2019	3/0	0	0	0	0-0	0.0-0
2020	8/7	5	2	7	2.0-3	0.0-0
2021	1/1	1	3	4	0.0-0	0.0-0
TOTAL	12/8	6	5	11	2.0-3	0.0-0

*redshirt season

CAREER MISCELLANEOUS STATS

YEAR	FF	FR	PBU	INT	QBH	BLK
2019	0	0	0	0	0	0
2020	0	0	0	0	2	0
2021	0	0	0	0	0	0
TOTAL	0	0	0	0	2	0

*redshirt season

CAREER HIGHS

Tackles	4 twice
TFLs	1.0 twice
Sacks	none
Breakups	none

**MATT SICHTERMAN #70****6-4 | 310 | JR. | OL
CINCINNATI, OHIO****CAREER HONORS**

- 3-Time Big Ten Distinguished Scholar
- 3-Time Academic All-Big Ten
- 8-Time Nebraska Scholar-Athlete Honor Roll
- 4-Time Brook Berringer Citizenship Team
- 4-Time Tom Osborne Citizenship Team

PERSONAL NOTES

- Earned his degree in software engineering in May of 2021
- One of three triples along with his sister, Megan (swimmer at Tennessee) and brother Dan (former tight end at Iowa State)

SEASON HIGHLIGHTS

- Made his first career start at Illinois (right guard)

CAREER STATS

- **Games:** 25
(4 in 2018; 12 in 2019; 8 in 2020; 1 in 2021)
- **Starts:** 1 (1 in 2021)

**MARKESE STEPP #30****6-1 | 230 | SO. | RB
INDIANAPOLIS, IND.****CAREER NOTES**

- Spent his first three seasons at USC (2018-20)
- Carried 100 times for 505 yards and six touchdowns with the Trojans

SEASON HIGHLIGHTS

- Had three carries for 10 yards at Illinois and caught a career-long 30-yard pass

GAME-BY-GAME

OPPONENT	ATT.	YDS	TD	LONG
at Illinois	3	10	1	7
Fordham				
Buffalo				
at Oklahoma				
at Michigan St.				
Northwestern				
Michigan				
at Minnesota				
Purdue				
Ohio St.				
at Wisconsin				
Iowa				

CAREER RUSHING STATS

YEAR	G/S	ATT.	NET	Y/A	Y/G	TD
2018*^	4/0	7	33	4.7	8.3	0
2019*	6/0	48	307	6.4	51.2	3
2020*	5/0	45	165	3.7	33.0	3
2021	1/0	3	10	3.3	10.0	1
TOTAL	16/0	103	515	5.0	32.2	7

*USC; ^redshirt

RECEIVING: 5 rec., 65 yds, 0 TDs**CAREER HIGHS**

Attempts	14 vs. Arizona St. (2020)*
Yards	82 twice*
Touchdowns	1 seven times
Long Rush	35 at Washington (2019)*
Receptions	2 vs. Arizona St. (2020)*
Receiving Yards	30 at Illinois (2021)
Receiving Touchdowns	none
Long Reception	30 at Illinois (2021)

*USC



BEN STILLE

#95

6-5 | 290 | SR. | DL
ASHLAND, NEB.

CAREER HONORS

- Senior Bowl Watch List (2021)
- Campbell Trophy Semifinalist (2020)
- 2-Time Wuerffel Trophy Watch List
- 2-Time AFCA Good Works Team Nominee
- Honorable-Mention All-Big Ten (2020)
- Big Ten Sportsmanship Award (2019)
- BTN All-Freshman Team (2017)
- Big Ten Freshman of the Week (2017 vs. Illinois)
- 2-Time Academic All-District VII
- Big Ten Distinguished Scholar (2020)
- 4-Time Academic All-Big Ten
- 8-Time Nebraska Scholar-Athlete Honor Roll
- Sam Foltz Hero 27 Leadership Award (2019)
- 5-Time Brook Berringer Citizenship Team
- 5-Time Tom Osborne Citizenship Team

PERSONAL NOTES

- Earned his bachelor's degree in nutrition and health sciences in 2019
- Earned his master's degree in nutrition and health sciences in May of 2021

CAREER NOTES

- 1st Husker freshman to lead NU in TFLs (10 in 2017) since the stat began being tracked in 1968
- 1st Husker freshman to lead NU in sacks (3.5 in 2017) since the stat became official in 1981
- 1 of 17 four-time academic all-conference honorees in program history

SEASON HIGHLIGHTS

- Started his ninth straight game and had four tackles at Illinois

GAME-BY-GAME

OPPONENT	UT-AT-TT	TFL-YD	SACK-YD
at Illinois	2-2-4	0.0-0	0.0-0
Fordham			
Buffalo			
at Oklahoma			
at Michigan St.			
Northwestern			
Michigan			
at Minnesota			
Purdue			
Ohio St.			
at Wisconsin			
Iowa			

CAREER TACKLE STATS

YEAR	G/S	UT	AT	TT	TFL-YD	SCK-YD
2016						
2017	9/1	12	12	24	10-38	3.5-27
2018	12/11	10	15	25	5-28	5.0-28
2019	12/2	13	18	31	8-38	3.0-20
2020	8/8	12	15	27	3.0-13	1.5-11
2021	1/1	2	2	4	0.0-0	0.0-0
TOTAL	42/23	49	62	111	26.0-117	13.0-86

CAREER MISCELLANEOUS STATS

YEAR	FF	FR	PBU	INT	QBH	BLK
2016						
2017	1	0	1	0	1	0
2018	0	0	2	0	6	0
2019	0	0	1	0	5	0
2020	0	0	0	0	3	0
TOTAL	1	0	4	0	15	0

CAREER HIGHS

Tackles	5 three times
TFLs	3.0 at Illinois (2017)
Sacks	1.5 at Purdue (2020)
Breakups	2 vs. Bethune-Cookman (2018)



CALEB TANNOR

#2

6-3 | 225 | JR. | OLB
STONE RIDGE, GA.

CAREER HONORS

- Nebraska Scholar-Athlete Honor Roll (Spring 2019)
- Brook Berringer Citizenship Team (2019)
- Tom Osborne Citizenship Team (2019)

SEASON HIGHLIGHTS

- Had a TFL and three total tackles at Illinois

GAME-BY-GAME

OPPONENT	UT-AT-TT	TFL-YD	SACK-YD
at Illinois	2-1-3	1.0-2	0.0-0
Fordham			
Buffalo			
at Oklahoma			
at Michigan St.			
Northwestern			
Michigan			
at Minnesota			
Purdue			
Ohio St.			
at Wisconsin			
Iowa			

CAREER TACKLE STATS

YEAR	G/S	UT	AT	TT	TFL-YD	SCK-YD
2018	12/0	6	4	10	1-7	1.0-7
2019	12/5	9	8	17	4-15	2.5-14
2020	8/5	10	13	23	2.5-19	2.0-18
2021	1/1	2	1	3	1.0-2	0.0-0
TOTAL	33/11	27	26	53	8.5-43	5.5-39

CAREER MISCELLANEOUS STATS

YEAR	FF	FR	PBU	INT	QBH	BLK
2018	0	0	0	0	0	0
2019	0	0	1	0	0	0
2020	1	0	0	0	2	0
2021	0	0	0	0	0	0
TOTAL	1	0	1	0	2	0

CAREER HIGHS

Tackles	5 twice
TFLs	2.0 vs. Northwestern (2019)
Sacks	1.0 four times
Breakups	1 at Illinois (2019)

**CAM
TAYLOR-BRITT #5****6-0 | 197 | JR. | CB
MONTGOMERY, ALA.****CAREER HONORS**

- Team Captain (2021)
- Senior Bowl Watch List (2021)
- Second-Team All-Big Ten (2020)
- Honorable-Mention All-Big Ten (2019)
- Nebraska Boyd Epley Lifter of the Year (2019)
- 3-Time Nebraska Scholar-Athlete Honor Roll
- Brook Berringer Citizenship Team (2019)
- Tom Osborne Citizenship Team (2019)

CAREER NOTES

- Ranked 3rd nationally with four forced fumbles in 2019, the most by any Husker since 1999

SEASON HIGHLIGHTS

- Made two tackles at Illinois while helping limit the Illini to 159 passing yards

GAME-BY-GAME

OPPONENT	UT-AT-TT	TFL-YD	PBU	INT
at Illinois	2-0-2	0.0-0	0	0
Fordham				
Buffalo				
at Oklahoma				
at Michigan St.				
Northwestern				
Michigan				
at Minnesota				
Purdue				
Ohio St.				
at Wisconsin				
Iowa				

CAREER TACKLE STATS

YEAR	G/S	UT	AT	TT	TFL-YD	SCK-YD
2017	10/0	4	10	14	0-0	0.0-0
2018	11/0	9	3	12	0-0	0.0-0
2019	10/9	29	20	49	4-20	1.5-15
2020	8/7	23	5	28	3.0-6	0.0-0
2021	1/1	2	0	2	0.0-0	0.0-0
TOTAL	30/17	63	28	91	7.0-26	1.5-15

CAREER MISCELLANEOUS STATS

YEAR	FF	FR	PBU	INT	QBH	BLK
2018	0	1	3	0	0	0
2019	4	1	3	3	0	0
2020	0	0	4	2	0	0
2021	0	0	0	0	0	0
TOTAL	4	2	10	5	0	0

PUNT RETURNS: 8 att., 80 yards, 0 TDs**CAREER HIGHS**

Tackles	7 vs. Ohio St. (2019)
TFLs	2.0 vs. South Alabama (2019)
Sacks	1.0 vs. South Alabama (2019)
Breakups	2 at Purdue (2020)
Interceptions	1 five times
Interception Returns for TD	1 vs. Iowa (2019)

**DEONTRE
THOMAS #97****6-3 | 295 | JR. | DL
MUSTANG, OKLA.****CAREER HONORS**

- 2-Time Nebraska Scholar-Athlete Honor Roll

PERSONAL NOTES

- Earned his degree in criminology and criminal justice in August of 2021

SEASON HIGHLIGHTS

- Made three stops at Illinois, including a half sack for his first career sack

GAME-BY-GAME

OPPONENT	UT-AT-TT	TFL-YD	SACK-YD
at Illinois	1-2-3	0.5-3	0.5-3
Fordham			
Buffalo			
at Oklahoma			
at Michigan St.			
Northwestern			
Michigan			
at Minnesota			
Purdue			
Ohio St.			
at Wisconsin			
Iowa			

CAREER TACKLE STATS

YEAR	G/S	UT	AT	TT	TFL-YD	SCK-YD
2017	10/0	4	10	14	0-0	0.0-0
2018*	4/0	4	0	4	1-1	0.0-0
2019	12/0	8	11	19	2-3	0.0-0
2020	2/0	0	0	0	0.0-0	0.0-0
2021	1/0	1	2	3	0.5-3	0.5-3
TOTAL	29/0	17	23	40	3.5-7	0.5-3

*redshirt season

CAREER MISCELLANEOUS STATS

YEAR	FF	FR	PBU	INT	QBH	BLK
2017	0	0	0	0	0	0
2018*	0	0	0	0	0	0
2019	0	0	1	0	0	0
2020	0	0	0	0	0	0
2021	0	0	0	0	0	0
TOTAL	0	0	1	0	0	0

*redshirt season

CAREER HIGHS

Tackles	5 vs. Northern Illinois (2019)
TFLs	1 three times
Sacks	0.5 at Illinois (2021)
Breakups	1 vs. Northern Illinois (2019)

**SAMORI
TOURE #3****6-3 | 190 | SR. | WR
PORTLAND, ORE.****CAREER HONORS**

- Senior Bowl Watch List (2021)
- FCS Third-Team All-American (2019 at Mont.)
- First-Team All-Big Ten Sky (2019 at Mont.)
- Nebraska Scholar-Athlete Honor Roll (Spring 2021)

FCS RECORDS

- Receiving Yards (Playoffs): 303 vs. SE La. (2019)

CAREER NOTES

- Grad transfer from Montana (2016-19)
- Played in 36 games with 25 starts for the Griz
- Caught 155 career passes at Montana for 2,488 yards & 20 touchdowns
- Set an FBS Playoff record with 303 receiving yards against Southeastern Louisiana
- Had eight career 100-yard receiving games with Montana

SEASON HIGHLIGHTS

- Had three catches for 37 yards and two carries for nine yards in his Husker debut at Illinois

GAME-BY-GAME

OPPONENT	REC.	YDS	TD	LONG
at Illinois	3	37	0	16
Fordham				
Buffalo				
at Oklahoma				
at Michigan St.				
Northwestern				
Michigan				
at Minnesota				
Purdue				
Ohio St.				
at Wisconsin				
Iowa				

CAREER RECEIVING STATS


YEAR	G/S	REC.	YDS	Y/R	Y/G	TD
2016*						
2017*	11/1	31	533	17.8	50.3	5
2018*	11/10	37	440	11.9	40.0	2
2019*	14/14	87^	1,495^	17.2	106.8	13
2020*						
2021	1/1	2	9	4.5	9.0	0
TOTAL	37/26	157	2,497	15.9	67.4	20

*at FCS Montana; ^Montana record

RUSHING: 8 att., 23 yds, 0 TDs**CAREER HIGHS**

Receptions	12 vs. Southeastern La. (2019)*
Receiving Yds	303 vs. Southeastern La. (2019)*^
Receiving Touchdowns	3 three times*
Long Reception	81 at Weber St. (2017)*
Touchdown Pass	1 vs. Illinois St. (2017)*

*at FCS Montana; ^Montana record



DEONTAI WILLIAMS

#8

6-1 | 205 | SR. | S
JACKSONVILLE, FLA.

CAREER HONORS

- Senior Bowl Watch List (2021)
- Honorable-Mention All-Big Ten (2020)
- Nebraska Scholar-Athlete Honor Roll (Fall 2018)

PERSONAL NOTES

- Earned his degree in December of 2019
- His father, Roosevelt, was a 3rd-round NFL Draft pick in 2002 and played two seasons in the NFL

CAREER NOTES

- Has missed nearly two full seasons due to injury, playing in only the season opener at Jones County CC in 2016 and at Nebraska in 2019

SEASON HIGHLIGHTS

- Totaled six tackles, including a TFL, in the season opener at Illinois

GAME-BY-GAME

OPPONENT	UT-AT-TT	TFL-YD	PBU	INT
at Illinois	3-3-6	1.0-1	0	0
Fordham				
Buffalo				
at Oklahoma				
at Michigan St.				
Northwestern				
Michigan				
at Minnesota				
Purdue				
Ohio St.				
at Wisconsin				
Iowa				

CAREER TACKLE STATS

YEAR	G/S	UT	AT	TT	TFL-YD	SCK-YD
2018	12/1	15	8	23	1-0	0.0-0
2019	1/1	2	0	2	0-0	0.0-0
2020	8/7	37	14	51	4.0-20	1.0-13
2021	1/1	3	3	6	1.0-1	0.0-0
TOTAL	22/10	57	25	82	6.0-21	1.0-13

CAREER MISCELLANEOUS STATS

YEAR	FF	FR	PBU	INT	QBH	BLK
2018	2	1	2	2	0	0
2019	0	0	0	0	0	0
2020	1	1	4	0	0	0
2021	0	0	0	0	0	0
TOTAL	3	2	6	2	0	0

CAREER HIGHS

Tackles	12 at Purdue (2020)
TFLs	1.0 four times
Sacks	1.0 vs. Penn St. (2020)
Breakups	2 vs. Minnesota (2020)
Interceptions	1 twice
Fumble Return TDs	1 vs. Penn St. (2020)



2021 NEBRASKA SCHEDULE AND RESULTS

DATE	OPPONENT	RESULT	SCORE	RECORD	CONFERENCE	TIME	ATTEND.
Aug. 28	at Illinois *	L	22-30	0-1	0-1	3:34	41,064

*Big Ten Conference game

SCORE BY QUARTERS	1ST	2ND	3RD	4TH	OT	TOTAL
Nebraska	0	9	7	6	-	22
Opponents	2	14	14	0	-	30

TEAM STATISTICS

TEAM STATISTICS	NU	OPP
SCORING	22	30
Points Per Game	22.0	30.0
Points Off Turnovers	0	0
FIRST DOWNS	19	18
Rushing	8	9
Passing	10	8
Penalty	1	1
RUSHING YARDAGE	160	167
Yards gained rushing	212	197
Yards lost rushing	52	30
Rushing Attempts	39	48
Average Per Rush	4.1	3.5
Average Per Game	160.0	167.0
TDs Rushing	2	1
PASSING YARDAGE	232	159
Comp-Att-Int	16-32-0	15-19-0
Average Per Pass	7.2	8.4
Average Per Catch	14.5	10.6
Average Per Game	232.0	159.0
TDs Passing	1	2
TOTAL OFFENSE	392	326
Total Plays	71	67
Average Per Play	5.5	4.9
Average Per Game	392.0	326.0
KICK RETURNS: #-Yards	2-30	1-9
PUNT RETURNS: #-Yards	0-1	0-7
INT RETURNS: #-Yards	0-0	0-0
KICK RETURN AVERAGE	15.0	9.0
PUNT RETURN AVERAGE	0.0	0.0
INT RETURN AVERAGE	0.0	0.0
FUMBLES-LOST	2-1	1-1
PENALTIES-Yards	5-67	3-40
Average Per Game	67.0	40.0
PUNTS-Yards	5-172	6-272
Average Per Punt	34.4	45.3
Net punt average	33.0	45.2
KICKOFFS-Yards	6-372	5-331
Average Per Kick	62.0	66.2
Net kick average	43.8	50.2
TIME OF POSSESSION/Game	25:05	34:55
3RD-DOWN Conversions	5/14	6/13
3rd-Down Pct	36%	46%
4TH-DOWN Conversions	1/2	0/0
4th-Down Pct	50%	0%
SACKS BY-Yards	3-0	5-0
MISC YARDS	0	0
TOUCHDOWNS SCORED	0	0
FIELD GOALS-ATTEMPTS	1-1	0-1
ON-SIDE KICKS	0-0	0-0
RED-ZONE SCORES	(3-3) 100%	(3-3) 100%
RED-ZONE TOUCHDOWNS	(2-3) 67%	(3-3) 100%
PAT-ATTEMPTS	(1-3) 33%	(4-4) 100%
ATTENDANCE	0	41064
Games/Avg Per Game	0/0	1/41064
Neutral Site Games		0/0

INDIVIDUAL OFFENSIVE STATISTICS

RUSHING	G/GS	ATT	GAIN	LOSS	NET	AVG	TD	LONG	AVG/G
Martinez, Adrian	1/1	17	148	37	111	6.5	1	75	111.0
Ervin Jr., Gabe	1/1	12	34	1	33	2.8	0	11	33.0
Johnson, Rahmir	1/0	4	11	0	11	2.8	0	7	11.0
Stepp, Markese	1/0	3	10	0	10	3.3	1	7	10.0
Toure, Samori	1/1	2	9	0	9	4.5	0	5	9.0
TEAM	1/0	1	0	14	-14	-14.0	0	0	-14.0
Total	1	39	212	52	160	4.1	2	75	160.0
Opponents	1	48	197	30	167	3.5	1	45	167.0

PASSING	G/GS	EFFIC	COMP-ATT-INT	PCT	YDS	TD	LNG	AVG/G
Martinez, Adrian	1/1	121.21	16-32-0	50.0	232	1	43	232.0
Total	1	121.21	16-32-0	50.0	232	1	43	232.0
Opponents	1	183.98	15-19-0	78.9	159	2	45	159.0

RECEIVING	G/GS	NO.	YDS	AVG	TD	LONG	AVG/G
Martin, Oliver	1/1	6	103	17.2	1	43	103.0
Toure, Samori	1/1	3	37	12.3	0	16	37.0
Manning, Omar	1/0	2	26	13.0	0	18	26.0
Allen, Austin	1/1	2	23	11.5	0	14	23.0
Liewer, Wyatt	1/1	2	13	6.5	0	7	13.0
Stepp, Markese	1/0	1	30	30.0	0	30	30.0
Total	1	16	232	14.5	1	43	232.0
Opponents	1	15	159	10.6	2	45	159.0

PUNT RETURNS	NO.	YDS	AVG	TD	LONG
Taylor-Britt, Cam	2	1	0.5	0	2
Total	2	1	0.5	0	2
Opponents	1	7	7.0	0	7

2021 INDIVIDUAL STATISTICS

INTERCEPTIONS	NO.	YDS	AVG	TD	LONG
None					
Total	0	0	0.0	0	0
Opponents	0	0	0.0	0	0

KICK RETURNS	NO.	YDS	AVG	TD	LONG
Johnson, Rahmir	1	13	13.0	0	13
Betts, Xavier	1	17	17.0	0	17
Total	2	30	15.0	0	17
Opponents	1	9	9.0	0	9

FUMBLE RETURNS	NO.	YDS	AVG	TD	LONG
None					
Total	0	0	0.0	0	0
Opponents	1	41	41.0	0	0

FIELD GOALS	FGM-FGA	PCT	1-19	20-29	30-39	40-49	50-59	LG	BLK
Culp, Connor	1-1	100.0	0-0	1-1	0-0	0-0	0-0	27	0
Total	1-1	100.0	0-0	1-1	0-0	0-0	0-0	27	0
Opponents	0-1	0.0	0-0	0-0	0-0	0-0	0-1	0	0

FG SEQUENCE	NEBRASKA	OPPONENTS
Illinois	(27)	55

Numbers in (parenthesis) indicate field goal was made

PUNTING	NO.	YDS	AVG	LONG	TB	FC	I20	50+	BLK
Cerni, Daniel	5	172	34.4	46	0	2	0	0	0
Total	5	172	34.4	46	0	2	0	0	0
Opponents	6	272	45.3	59	0	3	3	2	0

KICKOFFS	NO.	YDS	AVG	TB	OB	RET.	NET	YDLN
Franke, Brendan	6	372	62.0	4	0			
Total.....	6	372	62.0	4	0	9	43.8	21
Opponents.....	5	331	66.2	2	0	30	50.2	14

----- PATs -----									
SCORING	TD	FGs	Kick	Rush	Rcv	Pass	DXP	Saf	Pts
Culp, Connor	0	13-15	20-20	0-0	0	0-0	0	0	59
Martinez, Adrian	1	-	-	-	-	-	-	-	6
Stepp, Markese	1	-	-	-	-	-	-	-	6
Martin, Oliver	1	-	-	-	-	-	-	-	6
Culp, Connor	-	1-1	1-3	-	-	-	-	-	4
Total	3	1-1	1-3	0	0	0	0	0	22
Opponents	4	0-1	4-4	0	0	0	0	1	30

TOTAL OFFENSE	G	PLAYS	RUSH	PASS	TOTAL	AVG/G
Martinez, Adrian	1	49	111	232	343	343.0
Ervin Jr., Gabe	1	12	33	0	33	33.0
Johnson, Rahmir	1	4	11	0	11	11.0
Stepp, Markese	1	3	10	0	10	10.0
Toure, Samori	1	2	9	0	9	9.0
TEAM	1	1	-14	0	-14	-14.0
Total	1	71	160	232	392	392.0
Opponents	1	67	167	159	326	326.0

ALL PURPOSE	G	RUSH	REC	PR	KOR	IR	TOT	AVG/G
Martinez, Adrian	1	111	0	0	0	0	111	111.0
Martin, Oliver	1	0	103	0	0	0	103	103.0
Toure, Samori	1	9	37	0	0	0	46	46.0
Stepp, Markese	1	10	30	0	0	0	40	40.0
Ervin Jr., Gabe	1	33	0	0	0	0	33	33.0
Manning, Omar	1	0	26	0	0	0	26	26.0
Johnson, Rahmir	1	11	0	0	13	0	24	24.0
Allen, Austin	1	0	23	0	0	0	23	23.0
Betts, Xavier	1	0	0	0	17	0	17	17.0
Liewer, Wyatt	1	0	13	0	0	0	13	13.0
Taylor-Britt, Cam	1	0	0	1	0	0	1	1.0
TEAM	1	-14	0	0	0	0	-14	-14.0
Total	1	160	232	1	30	0	423	423.0
Opponents	1	167	159	7	9	0	342	342.0

INDIVIDUAL OFFENSE GAME BY GAME

[illegible][illegible]

PASSING

ADRIAN MARTINEZ	ATT	COMP	INT	PCT	YARDS	TD	LONG	SACK	YDS	EFFIC
Illinois	32	16	0	50.0	232	1	43	5	0	121.2
TOTALS	32	16	0	50.0	232	1	43	5	0	121.2

[illegible][illegible]

[illegible]

[illegible]

[illegible]



TEAM GAME BY GAME

DATE	OPPONENT	-----RUSHING-----				-----RECEIVING-----				-----PASSING-----				----KICK RET-----				----PUNT RET-----				TOTAL OFF.
		NO.	YDS	TD	LG	NO.	YDS	TD	LG	CMP-ATT-INT	YDS	TD	LG	NO	YDS	TD	LG	NO	YDS	TD	LG	
Aug. 28	at Illinois	39	160	2	75	16	232	1	43	16-32-0	232	1	43	2	30	0	17	2	1	0	2	392
Nebraska		39	160	2	75	16	232	1	43	16-32-0	232	1	43	2	30	0	17	2	1	0	2	392
Opponents		48	167	1	45	15	159	2	45	15-19-0	159	2	45	1	9	0	9	1	7	0	7	326

DATE	OPPONENT	-----TACKLES-----				SACKS	---FUMBLE---		INT-YDS	QBH	PBU	BLKD KICK	---KICKS---XPTS-----				SAF	PTS
		SOL	AST	TOT	TFL-YDS	NO-YDS	FF	FR-YDS					ATT-MAD	RUN	RCV			
Aug. 28	at Illinois	38	42	80	9.0-28	3-17	1	1-0	0-0	0	1	0	1-3	0	0	0	22	
Nebraska		38	42	80	9.0-28	3-17	1	1-0	0-0	0	1	0	1-3	0	0	0	22	
Opponents		40	28	68	6.0-36	5-35	1	1-0	0-0	4	6	0	4-4	0	0	1	30	

DATE	OPPONENT	PUNTING										FIELD GOALS			KICKOFFS				
		NO	YDS	AVG	LG	BLK	TB	FC	50+	I20	ATT-MADE	LG	BLKD	NO	YDS	AVG	TB	OB	
Aug. 28	at Illinois	5	172	34.4	46	0	0	2	0	0	1-1	27	0	6	372	62.0	4	0	
Nebraska		5	172	34.4	46	0	0	2	0	0	1-1	27	0	6	372	62.0	4	0	
Opponents		6	272	45.3	59	0	0	3	2	3	0-1	0	0	5	331	66.2	2	0	

OPPONENT GAME BY GAME

DATE	OPPONENT	-----RUSHING-----				-----RECEIVING-----				-----PASSING-----				----KICK RET-----				----PUNT RET-----				TOTAL OFF.
		NO.	YDS	TD	LG	NO.	YDS	TD	LG	CMP-ATT-INT	YDS	TD	LG	NO	YDS	TD	LG	NO	YDS	TD	LG	
Aug. 28	at Illinois	48	167	1	45	15	159	2	45	15-19-0	159	2	45	1	9	0	9	1	7	0	7	326
Opponents		48	167	1	45	15	159	2	45	15-19-0	159	2	45	1	9	0	9	1	7	0	7	326
Nebraska		39	160	2	75	16	232	1	43	16-32-0	232	1	43	2	30	0	17	2	1	0	2	392

DATE	OPPONENT	-----TACKLES-----				SACKS	---FUMBLE---		INT-YDS	QBH	PBU	BLKD	---KICKS---XPTS-----				SAF	PTS
		SOL	AST	TOT	TFL-YDS	NO-YDS	FF	FR-YDS				KICK	ATT-MAD	RUN	RCV			
Aug. 28	at Illinois	40	28	68	6.0-36	5-35	1	1-0	0-0	4	6	0	4-4	0	0	1	30	
Opponents		40	28	68	6.0-36	5-35	1	1-0	0-0	4	6	0	4-4	0	0	1	30	
Nebraska		38	42	80	9.0-28	3-17	1	1-0	0-0	0	1	0	1-3	0	0	0	22	

DATE	OPPONENT	PUNTING										FIELD GOALS			KICKOFFS				
		NO	YDS	AVG	LG	BLK	TB	FC	50+	I20	ATT-MADE	LG	BLKD	NO	YDS	AVG	TB	OB	
Aug. 28	at Illinois	6	272	45.3	59	0	0	3	2	3	0-1	0	0	5	331	66.2	2	0	
Opponents	Nebraska	6	272	45.3	59	0	0	3	2	3	0-1	0	0	5	331	66.2	2	0	
		5	172	34.4	46	0	0	2	0	0	1-1	27	0	6	372	62.0	4	0	

TEAM COMPARISON

OPPONENT	SCORE	1ST DNS (RUN/PASS/PEN.)	RUSHING	PASSING	PASS YDS	TOTAL OFFENSE	RET YDS	T/O
Illinois	22-30	19/18 (8/9; 10/8; 1/1)	39-160/48-167	16-32-0/15-19-0	232/159	71-392/67-326	31/16	1/1
Totals	22-30	19/18 (8/9; 10/8; 1/1)	39-160/48-167	16-32-0/15-19-0	232/159	71-392/67-326	31/16	1/1

Note: Game totals are displayed in the format NEBRASKA/OPPONENT for each category

OPPONENT	3RD DOWN	4TH DOWN	TIME POSS	MARGIN	YDS/RUSH	YDS/PASS	YDS/PLAY	PUNTING	PENALTIES
Illinois	5-14/6-13	1-2/0-0	25:05/34:55	-9:50	4.1/3.5	7.2/8.4	5.5/4.9	5-34.4/6-45.3	5-67/3-40
Totals	5-14/6-13	1-2/0-0	25:05/34:55	-9:50	4.1/3.5	7.2/8.4	5.5/4.9	5-34.4/6-45.3	6-67/3-40

Note: Game totals are displayed in the format NEBRASKA/OPPONENT for each category

NEBRASKA RED ZONE CHART

NEBRASKA INSIDE OPPONENT RED-ZONE

DATE	OPPONENT	SCORE	TIMES IN RZ	TIMES SCORED	PTS	TOTAL TDS	RUSH TDS	PASS TDS	-----FGS----- MADE MISS	----- FAILED TO SCORE INSIDE RZ ----- DOWNS INT FUMB HALF GAME
* Aug. 28	at Illinois	L, 22-30	3	3	15	2	1	1	1 0	0 0 0 0 0
Totals			3	3	15	2	1	1	1 0	0 0 0 0 0
3 of 3 (100.0%)										

OPPONENT INSIDE NEBRASKA RED-ZONE

DATE	OPPONENT	SCORE	TIMES IN RZ	TIMES SCORED	PTS	TOTAL TDS	RUSH TDS	PASS TDS	-----FGS----- MADE MISS	----- FAILED TO SCORE INSIDE RZ ----- DOWNS INT FUMB HALF GAME
* Aug. 28	at Illinois	L, 22-30	3	3	21	3	1	2	0 0	0 0 0 0 0 0
Totals			3	3	21	3	1	2	0 0	0 0 0 0 0 0
3 of 3 (100.0%)										



NEBRASKA & OPPONENT LONG PLAYS & DRIVE INFORMATION

LONG SEASON PLAYS (20 OR MORE YARDS)

	[-----NEBRASKA-----]				[-----OPPONENT-----]			
	RUSH	PASS	RET	TOT	RUSH	PASS	RET	TOT
at Illinois	2	4	0	6	1	2	1	4
Total	2	4	0	6	1	2	1	4

OPPONENT LONG PLAYS (4: 1 RUNS; 2 PASSES; 1 RETURNS)

YDS	OPPONENT	PLAY	RESULT
45	Illinois	Run (Epstein)	1st-10
45	Illinois	Pass (Sitkowski-Spann)	1st-Goal
41	Illinois	FR (Hart)	Touchdown
21	Illinois	Pass (Sitkowski-Navarro)	1st-10

LONG DRIVE SUPERLATIVES

	NEBRASKA	OPPONENT
Most Yards (Result)	91 at Illinois (TD)	75 (2x) at Illinois (TD, TD)
Most Plays (Result)	19 at Illinois (TD)	14 at Illinois (TD)
Most Time (Result)	6:42 at Illinois (TD)	8:04 at Illinois (TD)

NEBRASKA LONG PLAYS (6; 2 RUNS; 4 PASSES; 0 RETURNS)

YDS	OPPONENT	PLAY	RESULT
75	Illinois	Run (Martinez)	Touchdown
43	Illinois	Pass (Martinez-Martin)	1st-10
30	Illinois	Pass (Martinez-Stepp)	1st-10
28	Illinois	Pass (Martinez-Martin)	1st-10
26	Illinois	Run (Martinez)	1st-10
24	Illinois	Pass (Martinez-Toure)	1st-10

GAME-OPENING DRIVES

OPPONENT	[-----NEBRASKA-----]			[-----OPPONENT-----]		
	PTS.	1ST DWN	YDS	PTS.	1ST DWN	YDS
at Illinois	0	1	23	0	1	23

SECOND-HALF OPENING DRIVES

OPPONENT	[-----NEBRASKA-----]			[-----OPPONENT-----]		
	PTS.	1ST DWN	YDS	PTS.	1ST DWN	YDS
at Illinois	0	0	-10	7	5	75



NEBRASKA & OPPONENT SCORING DRIVES, MISCELLANEOUS STATS

SCORING DRIVES

GAME	SCORING DRIVES	[-----TIME-----]		[---PLAYS---]		5 OR LESS	1 OR 0
		TOT	AVG.	TOT	AVG.		
Illinois	4	12:23:00	3:05	35	8.75	1	1
Season	4	12:23:00	3:05	35	8.8	1	1
Illinois	4	15:38:00	3:54	28	7.00	2	1

PENALTY NUMBERS

	NU PEN.-YDS.	OPP. PEN.-YDS
Illinois	5-67	3-40
TOTALS (AVG/PENALTY)	5-67 (13.4)	3-40 (13.3)
AVG/GAME	5.0-67	3.0-40

NEBRASKA SCORING DRIVES

OPPONENT	[----DRIVE----					
	PLAYS	YDS	TIME	SCORE	QTR./TIME	PLAY
Illinois	7	63	2:27	6-2	2nd/14:25	Stepp 2-yd. run
Illinois	8	60	3:01	9-2	2nd/9:15	Culp 27-yd. FG
Illinois	1	75	0:13	16-30	3rd/3:48	Martinez 75-yd. run
Illinois	19	91	6:42	22-30	4th/2:41	Martin 4-yd. pass from Martinez

NEBRASKA POINTS OFF TURNOVERS

GAME	TOs GAINED	TD	FG-FGA	PTS.	(NU FUM./LOST, INT)
at Illinois	1 (1/1 F, L, 0 INT)	0	0-0	0	1 (2/1 F/L, 0 INT)
TOTAL	1 (1/1 F, L, 0 INT)	0	0-0	0	1 (2/1 F/L, 0 INT)
OPPONENTS	1 (2/1 F/L, 0 INT)	1	0-0	7	1 (1/1 F/L, 0 INT)

STARTING FIELD POSITION*

GAME	NU AVG. START	OPP. AVG. START	NU DIFF.
	(yards/drives/in 20/past 50)	(yards/drives/in 20/past 50)	
Illinois	22.1 (265/12/4/0)	32.6 (391/12/0/2)	-10.5
TOTAL	22.1 (265/12/4/0)	32.6 (391/12/0/2)	-10.5

*does not include drives with time of 0:00 (i.e. defensive and special teams touchdowns, end of half turnovers, overtime, etc.)

OPPONENT SCORING DRIVES

OPPONENT	[----DRIVE----					
	PLAYS	YDS	TIME	SCORE	QTR./TIME	PLAY
Illinois	0	0	0:00	0-2	1st/4:07	K. Joseph safety
Illinois	11	75	6:24	9-9	2nd/2:51	Epstein 1-yd. run
Illinois	0	0	0:00	16-9	2nd/0:37	Hart 41-yd. fumble return
Illinois	14	75	8:04	23-9	3rd/6:56	Ford 2-yd. pass from Sitkowski
Illinois	3	47	1:10	30-9	3rd/4:01	Williams 1-yd. pass from Sitkowski



INDIVIDUAL CAREER/SEASON SUPERLATIVES

SEASON AND CAREER, MOST PASSING YARDS

PLAYER	2021	CAREER	2021	CAREER
Adrian Martinez	232 at Illinois	384 vs. Wisconsin, 2018	43 at Illinois (Martin)	75* 2x (at Wisc., 2018; at Colo., 2019)

*-Indicates touchdown pass

SEASON AND CAREER, LONGEST PASS

PLAYER	2021	CAREER	2021	CAREER
Adrian Martinez	232 at Illinois	384 vs. Wisconsin, 2018	43 at Illinois (Martin)	75* 2x (at Wisc., 2018; at Colo., 2019)

SEASON AND CAREER, MOST RECEIVING YARDS

PLAYER	2021	CAREER	2021	CAREER
Austin Allen	23 at Illinois	43 vs. Illinois, 2020	14 at Illinois (Martinez)	41 at Ohio State, 2018 (Martinez)
Zavier Betts		54 vs. Penn State, 2020		45* vs. Penn State, 2020 (McCaffrey)
Alante Brown		25 at Rutgers, 2020		22 at Rutgers, 2020 (Martinez)
Levi Falck		140# at K-State, 2019	40# vs. SE Missouri State, 2018	
Chris Hickman		0 at Rutgers, 2020		0 at Rutgers, 2020 (Martinez)
Rahmir Johnson		17 at Ohio State, 2020		17 at Ohio State, 2020 (McCaffrey)
Wyatt Leiwer	13 at Illinois	Same	7 at Illinois (Martinez)	10* at Purdue, 2020 (Martinez)
Omar Manning	26 at Illinois	Same	18 at Illinois (Martinez)	Same
Oliver Martin	103 at Illinois	Same	43 at Illinois (Martinez)	Same
Marvin Scott		14 vs. Penn State, 2020		14 vs. Penn State, 2020 (McCaffrey)
Markese Stepp	30 at Illinois		30 at Illinois (Martinez)	
Samari Toure	37 at Illinois	303 & vs. SE Louisiana, 2019	16 at Illinois (Martinez)	81 & vs. Weber State, 2017
Travis Vokolek		69 ^ at Michigan State		69 ^ at Michigan State, 2018\$

*-Indicates touchdown scored # -at South Dakota St. ^ - at Rutgers & -at Montana

SEASON AND CAREER, LONGEST CATCH

PLAYER	2021	CAREER	2021	CAREER
Austin Allen	23 at Illinois	43 vs. Illinois, 2020	14 at Illinois (Martinez)	41 at Ohio State, 2018 (Martinez)
Zavier Betts		54 vs. Penn State, 2020		45* vs. Penn State, 2020 (McCaffrey)
Alante Brown		25 at Rutgers, 2020		22 at Rutgers, 2020 (Martinez)
Levi Falck		140# at K-State, 2019	40# vs. SE Missouri State, 2018	
Chris Hickman		0 at Rutgers, 2020		0 at Rutgers, 2020 (Martinez)
Rahmir Johnson		17 at Ohio State, 2020		17 at Ohio State, 2020 (McCaffrey)
Wyatt Leiwer	13 at Illinois	Same	7 at Illinois (Martinez)	10* at Purdue, 2020 (Martinez)
Omar Manning	26 at Illinois	Same	18 at Illinois (Martinez)	Same
Oliver Martin	103 at Illinois	Same	43 at Illinois (Martinez)	Same
Marvin Scott		14 vs. Penn State, 2020		14 vs. Penn State, 2020 (McCaffrey)
Markese Stepp	30 at Illinois		30 at Illinois (Martinez)	
Samari Toure	37 at Illinois	303 & vs. SE Louisiana, 2019	16 at Illinois (Martinez)	81 & vs. Weber State, 2017
Travis Vokolek		69 ^ at Michigan State		69 ^ at Michigan State, 2018\$

SEASON AND CAREER, MOST RUSHING YARDS

PLAYER	2021	CAREER	2021	CAREER
Austin Allen		2 at Minnesota, 2019		2 at Minnesota, 2019
Brody Belt		29 at Minnesota, 2019		22 at Minnesota, 2019
Alante Brown		18 at Iowa, 2020		18 at Iowa, 2020
Gabe Ervin Jr.	33 at Illinois	Same	11 at Illinois	same
Cooper Jewett		2 at Purdue, 2020		2 at Purdue, 2020
Rahmir Johnson	11 at Illinois	55 at Maryland, 2019	7 at Illinois	13 at Maryland, 2019
Adrian Martinez	111 at Illinois	157 at Rutgers, 2020	75* at Illinois	Same
Marvin Scott		22 vs. Illinois, 2020		8 at Northwestern, 2020; at Iowa, 2020
Markese Stepp	10 at Illinois	82 ^ at ND, 2019; at Ariz. 2020	7 at Illinois	49^ at Arizona 2020
Samori Toure	9 vs. Illinois	13 & VS. UC Davis, 2018	5 at Illinois	13 & VS. UC Davis, 2018

*-Indicates touchdown scored

^ -at USC

& -at Montana

SEASON AND CAREER, LONGEST RUN

PLAYER	2021	CAREER	2021	CAREER
Austin Allen		2 at Minnesota, 2019		2 at Minnesota, 2019
Brody Belt		29 at Minnesota, 2019		22 at Minnesota, 2019
Alante Brown		18 at Iowa, 2020		18 at Iowa, 2020
Gabe Ervin Jr.	33 at Illinois	Same	11 at Illinois	same
Cooper Jewett		2 at Purdue, 2020		2 at Purdue, 2020
Rahmir Johnson	11 at Illinois	55 at Maryland, 2019	7 at Illinois	13 at Maryland, 2019
Adrian Martinez	111 at Illinois	157 at Rutgers, 2020	75* at Illinois	Same
Marvin Scott		22 vs. Illinois, 2020		8 at Northwestern, 2020; at Iowa, 2020
Markese Stepp	10 at Illinois	82 ^ at ND, 2019; at Ariz. 2020	7 at Illinois	49^ at Arizona 2020
Samori Toure	9 vs. Illinois	13 & VS. UC Davis, 2018	5 at Illinois	13 & VS. UC Davis, 2018

SEASON AND CAREER, MOST TACKLES, TFLS AND SACKS

PLAYER	TACKLES (2021)	CAREER	TFL (2021)	CAREER	SACKS (2021)	CAREER
Brody Belt		1 vs. So. Ala., '19. vs. Ind. '19		none		none
Chris Cassidy		1 vs. No. Illinois, 2019		none		none
Braxton Clark		3 at Purdue, 2019		1.0 at Purdue, 2019		none
Damion Daniels	6 at Illinois	same	1.0 at Illinois	1.0 4x, last at Illinois, 2020		none
Marquel Dismuke	6 at Illinois	15 vs. Penn State, 2020		2.0 at Iowa, 2020		none
JoJo Domann	1 at Illinois	12 vs. Penn State, 2020		2 4x, vs. Illinois, '20		1.0 4x, last at Maryland, 2019
Myles Farmer	2 at Illinois	2 3x last at Illinois, 2021		none		none
Isaac Gifford	1 at Illinois	1 4x last at Illinois, 2021		none		none
Nick Henrich	11 at Illinois	12 at Rutgers, 2020	0.5 at Illinois	0.5 vs. Minn., 2020; at Ill., 2021		none
Will Honas		13 vs. Penn State, 2020		2 at Illinois, '19; vs. OSU, '20		2.0 at Ohio State, 2020
Damian Jackson	1 at Illinois	2 3x, last vs. Minnesota, '20		0.5 vs. Minnesota, 2020		same
Nadab Joseph		1 at Purdue, 2020		none		none
Chris Kolarevic	4 at Illinois	19 \$ South Dakota, 2019		1.5 \$ 2x, last vs. San Diego, '19		1.0 \$ 2x, last vs. USD, 2019
E. Mauga-Clements		1 at Northwestern, 2020		none		none
Garrett Nelson	6 at Illinois	9 vs. Penn State, 2020	2.5 at Illinois	same	0.5 at Illinois	1.5 at Purdue, 2020
Quinton Newsome		5 at Ohio State, 2020		none		none
Simon Otte		2 at Maryland, 2019		none		none
Pheldarius Payne	5 at Illinois	6 vs. Penn State, 2020	2.0 at Illinois	same	2.0 at Illinois	same
Ethan Piper		1 at Ohio State, 2020		none		none
Noa Pola-Gates		2 vs. Penn State, 2020		none		none
Luke Reimer	8 at Illinois	12 at Iowa, 2020	0.5 at Illinois	1.5 at Northwestern, 2020		1.0 at NW; vs. Penn St., 2020
Jordan Riley	1 at Illinois	1 at NW, 2020; at Illinois, 2021		none		none
Ty Robinson	4 at Illinois	4 3x at Illinois, 2021		1.0 at OSU/NW, 2020		none
Casey Rogers		5 vs. Illinois, 2020; at Iowa, 2020		1.0 at Iowa; at Purdue, 2020		1.0 at Iowa, 2020
Garrett Snodgrass		4 vs. Illinois, 2020		none		none
Ben Stille	4 at Illinois	5 3x, last at Purdue '20		3 at Illinois, 2017		1.5 at Purdue, 2020
Grant Tagge	1 at Illinois	none		none		none
Caleb Tannor	3 at Illinois	5 vs. NW, '19; vs. Minn., '20	1 at Illinois	2 vs. Northwestern		1.0 5x, last at Rutgers, 2020
Cam Taylor-Britt	2 at Illinois	7 vs. Ohio State, 2019		2 vs. So. Alabama		1.0 vs. So. Alabama, 2019
Deontre Thomas	3 at Illinois	5 vs. No. Illinois, 2019	0.5 at Illinois	1 vs. So. Ala.; vs. Wis.	0.5 at Illinois	same
Chris Walker		1 vs. BCU, 2018		none		none
Tate Wildeman		1 vs. Illinois, 2020		none		none
Deontai Williams	6 at Illinois	12 at Purdue, 2020	1.0 at Illinois	1.0 6x, last at Illinois, 2021		1.0 vs. Penn State, 2020

\$ -at Northern Iowa

NEBRASKA STATISTICAL HIGHS AND LOWS

NEBRASKA TOTALS	HIGHS	LOWS
Points Scored	22 at Illinois	
First Downs	19 at Illinois	
Rushing Attempts	39 at Illinois	
Rushing Yards	160 at Illinois	
Passes Attempted	32 at Illinois	
Passes Completed	16 at Illinois	
Had Intercepted	0 at Illinois	
Passing Yards	232 at Illinois	
Total Plays	71 at Illinois	
Total Yards	392 at Illinois	
Possession Time	25:05 at Illinois	
Fumbles	2 at Illinois	
Fumbles Lost	1 at Illinois	
Turnovers	1 at Illinois	
Turnover Margin	0 at Illinois	
Penalties	5 at Illinois	
Yards Penalized	67 at Illinois	
Sacks By-Yards Lost	3-17 at Illinois	
Team Tackles for Loss-Yards	9.0-28 at Illinois	

NEBRASKA INDIVIDUAL OFFENSIVE HIGHS

Most Rushing Attempts	17; Adrian Martinez at Illinois
Most Net Rushing Yards	111; Adrian Martinez at Illinois
Most Rushing TDs	1; Markese Stepp at Illinois; Adrian Martinez at Illinois
Longest TD Run	75; Adrian Martinez at Illinois
Longest Run, No TD	26; Adrian Martinez at Illinois
Most Pass Attempts	32; Adrian Martinez at Illinois
Most Completed Passes	16; Adrian Martinez at Illinois
Most Passing Yards	232; Adrian Martinez at Illinois
Most Passing TDs	1; Adrian Martinez at Illinois
Longest TD Pass	4; Adrian Martinez to Oliver Martin at Illinois
Longest Pass, No TD	43; Adrian Martinez to Oliver Martin at Illinois
Most Pass Receptions	6; Oliver Martin at Illinois
Most Receiving Yards	103; Oliver Martin at Illinois
Most TD Receptions	1; Oliver Martin at Illinois
Most Total Offense Attempts	49; Adrian Martinez at Illinois (17 rush, 32 passes)
Most Total Offense Yards	343; Adrian Martinez at Illinois (111 rush, 232 pass)
Most All-Purpose Attempts	17; Adrian Martinez at Illinois
Most All-Purpose Yards	111; Adrian Martinez at Illinois
Most Touchdowns Scored	1; Three players at Illinois

NEBRASKA INDIVIDUAL SPECIAL TEAMS HIGHS

Most Field Goals Attempted	1; Connor Culp at Illinois
Most Field Goals Made	1; Connor Culp at Illinois
Longest Field Goal Made	27; Connor Culp at Illinois
Longest Field Goal Attempted	27; Connor Culp at Illinois
Longest Punt Return, TD	None
Longest Punt Return, No TD	2; Cam Taylor-Britt at Illinois
Most Punt Return Yardage	1; Cam Taylor-Britt at Illinois
Longest Kickoff Return, TD	None
Longest Kickoff Return, No TD	17; Xavier Betts at Illinois
Longest Blocked Punt, TD	None
Longest Blocked Field Goal Return	None
Most Kickoff Return Yardage	17; Xavier Betts at Illinois
Most Punts	5; Daniel Cerni (34.4 avg)
Highest Punting Average	34.4; Daniel Cerni (5 punts)
Longest Punt	46; Daniel Cerni at Illinois
Most Blocked Field Goals	None
Most Blocked Punts	None
Most Blocked PAT	None

NEBRASKA INDIVIDUAL DEFENSIVE HIGHS

Most Total Tackles	11; Nick Henrich at Illinois (4 solo, 7 asst.)
Most Solo Tackles	4; Nick Henrich at Illinois
Most Tackles for Loss	2.5; Garrett Nelson at Illinois
Most Yards Lost	11; Pheldarius Payne at Illinois (2.0 TFL)
Most Quarterback Sacks	2.0; Pheldarius Payne at Illinois (11 yards)
Most Yards Lost	11; Pheldarius Payne at Illinois (2.0 sacks)
Most Pass Breakups	1; Damion Daniels at Illinois
Most Interceptions	None
Longest Interception TD Return	None
Longest Interception Return, No TD	None
Longest Fumble TD Return	None
Longest Fumble Return, No TD	None

OPPONENT STATISTICAL HIGHS AND LOWS

OPPONENT TOTALS	HIGHS	LOWS
Points Scored	30 at Illinois	
First Downs	18 at Illinois	
Rushing Attempts	48 at Illinois	
Rushing Yards	167 at Illinois	
Passes Attempted	15 at Illinois	
Passes Completed	19 at Illinois	
Had Intercepted	0 at Illinois	
Passing Yards	159 at Illinois	
Total Plays	67 at Illinois	
Total Yards	326 at Illinois	
Possession Time	34:55 at Illinois	
Fumbles	1 at Illinois	
Fumbles Lost	1 at Illinois	
Turnovers	1 at Illinois	
Turnover Margin	0 at Illinois	
Penalties	3 at Illinois	
Yards Penalized	40	
Sacks By-Yards Lost	5-35	
Team Tackles for Loss-Yards	6-36	

OPPONENT INDIVIDUAL HIGHS

Most Yards Rushing	75; Mike Epstein (Illinois)
Most Rushing Attempts	16; Mike Epstein (Illinois)
Most Yards Passing	124; Artur Sitkowski (Illinois)
Most Passing Attempts	15; Artur Sitkowski (Illinois)
Most Pass Completions	12; Artur Sitkowski (Illinois)
Most Pass Receptions	6; Isaiah Williams (Illinois)
Most Yards Receiving	41; Isaiah Williams (Illinois)

OPPONENT INDIVIDUAL LONGEST PLAYS

Rush	45; Mike Epstein (Illinois)
Pass	46; Artur Sitkowski to Deuce Spann (Illinois)
Field Goal	None;
Punt Return	7; Donny Navarro (Illinois)
Kickoff Return	9; Donny Navarro (Illinois)
Fumble Return	41*; Calvin Hart Jr. (Illinois)
Interception Return	None;
Punt	59; Blake Hayes (Illinois)

*-Indicates touchdown scored

ILLINOIS 30, NEBRASKA 22

SCORE BY QUARTERS	1	2	3	4	OT	FINAL
Nebraska	0	9	7	6		22
Illinois	2	14	14	0		30

SCORING SUMMARY

QTR	TEAM	TIME	SCORE
1st	ILL	04:07	Joseph safety
2nd	NEB	14:25	Stepp 2 yd run (kick failed)
2nd	NEB	09:15	Culp 27 yd field goal
2nd	ILL	02:51	Epstein 1 yd run (McCourt kick)
2nd	ILL	00:37	Hart Jr. 41 yd fumble return (McCourt kick)
3rd	ILL	06:56	Ford 2 yd pass from Sitkowski (McCourt kick)
3rd	ILL	04:01	Williams 1 yd pass from Sitkowski (McCourt kick)
3rd	NEB	03:48	Martinez 75 yd run (Culp kick)
4th	NEB	02:41	Martin 4 yd pass from Martinez (kick failed)

Champaign, Ill. (Aug. 28) - Nebraska rallied from a 21-point deficit late in the third quarter to pull within a touchdown, but Illinois held on for a 30-22 season-opening victory on Saturday afternoon.

The Huskers outgained the Fighting Illini (392-326), but a pair of pivotal second-quarter plays - a roughing the passer penalty and an Adrian Martinez fumble that led to a 41-yard scoop and score - to erase an early 9-2 lead.

Trailing 30-9, Martinez started the comeback with a 75-yard scoring run to make it 30-16 late in the third quarter. In the fourth quarter, Martinez engineered a 19-play, 91-yard drive capped by his four-yard touchdown pass to Oliver Martin with 2:41 left.

The Nebraska defense got a crucial stop with one minute left in the game to give Martinez and the offense one last shot to send the game to overtime. But Nebraska was unable to mount a scoring drive as time expired.

Martinez finished with 232 yards on 16-of-32 passing with one touchdown and no interceptions, while adding 111 rushing yards on 17 carries. Martin hauled in six catches for a career-high 103 yards and a touchdown.

The Huskers trailed 2-0 at the end of the first quarter after Cam Taylor-Britt was ruled down in the end zone when his left knee touched after fielding a long punt and retreating all the way to the goal line before slipping to the turf.

Nebraska answered early in the second quarter with the two-yard touchdown run by Markese Stepp, on a drive that also featured a 30-yard reception by Stepp out of the backfield, as NU went 63 yards on seven plays. After a 3-and-out, Nebraska took over at its own 31 and a 43-yard pass from Martinez to Martin moved the Huskers into scoring position. However, the drive stalled at the Illinois 9, and Culp kicked a 27-yard field goal to put NU up 9-2.

Perhaps the game's most pivotal play occurred on the ensuing Illinois drive. On 3rd-and-7 at the Illinois 44, Caleb Tannor hit quarterback Artur Sitkowski in the chest just as Sitkowski released the ball. The pass was intercepted by Taylor-Britt, but Tannor was flagged for both roughing the passer and unsportsmanlike conduct, giving the Illini the ball back and a 30-yard gain to the Nebraska 24. Seven plays later, Mike Epstein, who led Illinois with 75 yards rushing, found paydirt on a one-yard blast to tie the game with 2:51 left in the half.

After an Illinois turnover, Nebraska took over at its own 39 with 58 seconds left. On 3rd-and-2 at the NU 47, Martinez was sacked from behind by Keith Randolph Jr., who knocked the ball loose. It was scooped up by Calvin Hart Jr., who raced 41 yards into the end zone to give the Illini a 16-9 halftime lead.

Illinois seized control on the opening drive of the second half with a 14-play, 75-yard march that consumed 8:04. Sitkowski went 4-for-4 for 30 yards on the drive, including a two-yard pass to Luke Ford to put the Illini up 23-9. Illinois extended the lead by going 47 yards on three plays on its next drive, highlighted by a 45-yard Sitkowski pass to Deuce Spann, before Sitkowski's one-yard toss to Isaiah Williams made it 30-7. Sitkowski finished 12-for-15 passing for 124 yards and two touchdowns in relief.

TEAM STATISTICS

	NEB	ILL
FIRST DOWNS	19	18
RUSHES-YARDS (NET)	39-160	48-167
PASSING YDS (NET)	232	159
Passes Att-Comp-Int	32-16-0	19-15-0
TOTAL OFFENSE PLAYS-YARDS	71-392	67-326
Fumble Returns-Yards	0-0	0-0
Punt Returns-Yards	0-1	0-7
Kickoff Returns-Yards	2-30	1-9
Interception Returns-Yards	0-0	0-0
Punts (Number-Avg)	5-34.4	6-45.3
Fumbles-Lost	2-1	1-1
Penalties-Yards	5-67	3-40
Possession Time	25:05	34:55
Third-Down Conversions	5 of 14	6 of 13
Fourth-Down Conversions	1 of 2	0 of 0
Red-Zone Scores-Chances	3-3	3-3
Sacks By: Number-Yards	3-17	5-35

RUSHING: ILL-Epstein, Mike 16-75; Love III, Reggie 12-45; Brown, Chase 5-24; Norwood, Jakari 3-16; Hayden, Chase 4-12; Williams, Isaiah 2-8; Sitkowski, Artur 3-4; TEAM 1--2; Peters, Brandon 2--15. **NEB-**Martinez, Adrian 17-111; Ervin Jr., Gabe 12-33; Johnson, Rahmir 4-11; Stepp, Markese 3-10; Toure, Samori 2-9; TEAM 1--14.

PASSING: ILL-Sitkowski, Artur 12-15-0-124-2; Peters, Brandon 3-4-0-35-0. **NEB-**Martinez, Adrian 16-32-0-232-1

RECEIVING: ILL- Williams, Isaiah 6-41; Ford, Luke 3-30; Washington, Case 2-13; Spann, Deuce 1-45; Navarro, Donny 1-21; Norwood, Jakari 1-7; Epstein, Mike 1-2. **NEB-**Martin, Oliver 6-103; Toure, Samori 3-37; Manning, Omar 2-26; Allen, Austin 2-23; Liewer, Wyatt 2-13; Stepp, Markese 1-30

INTERCEPTIONS: ILL-None. **NEB-**None

FUMBLES: ILL-Navarro, Donny 1-1; **NEB-**Martinez, Adrian 1-1; TEAM 1-0

TACKLES: ILL-Adams, Tony 10-1. **NEB-**Henrich, Nick 4-7