

N NEBRASKA BASKETBALL

2020-21 GAME NOTES

GAME 27: VS. PENN STATE (BIG TOURNAMENT)

27

GAME DETAILS

Date: March 10, 2021
Time: 25 min after game 1
City: Indianapolis, Ind.
Arena: Lucas Oil Stadium

MEDIA INFO

TV: BTN
Online Video: Fox Sports App
Radio: Learfield IMG College
Internet Audio: Huskers.com
Huskers app/TuneIn

The Nebraska men's basketball team heads to Indianapolis for the 2021 Big Ten Tournament Presented by SoFi this week. The Huskers, who are the No. 14 seed, will take on No. 11 seed Penn State Wednesday night at Lucas Oil Stadium. Tipoff is set for approximately 25 minutes following the first game between Northwestern and Minnesota.

Wednesday's game between the Huskers and Nittany Lions will be televised on BTN with Kevin Kugler, Stephen Bardo and Andy Katz on the call. The game can also be streamed via the web, smartphones, tablets and connected devices through the Fox Sports app.

Fans can follow all of the action across the state of Nebraska on the Learfield IMG College Husker Sports Network with Kent Pavelka and Jake Muhleisen on the call. The game will also be available on Huskers.com, the Huskers app and TuneIn radio. The pregame show begins one hour prior to tipoff.

The teams played two entertaining games during the regular season. NU posted a 62-61 win in State College on Feb. 14, while the Nittany Lions won 86-83 in Lincoln on Feb. 23.

Nebraska (7-19, 3-16 Big Ten) comes off a heart-breaking 79-78 loss at Northwestern on Sunday afternoon. The Huskers overcame an 11-point second-half deficit to take a 75-71 lead with 2:22 remaining, only to see the Wildcats rally and win the game on a putback from Ryan Young with 2.7 seconds remaining.

Kobe Webster led NU with 23 points, including 7-of-12 from 3-point range, and five assists while Trey McGowens added 15 points and five assists. NU went 14-of-33 from 3-point range, including 9-of-19 in the second half, and dished out 21 assists.

Nebraska's offense has played better down the stretch, averaging 74.2 points per game in the Huskers' last six games dating back to Feb. 23. NU is shooting 47 percent from the floor, including 39 percent from 3-point range, and averaging over 16 assists per game. NU went 2-4 in its last six games, while two of the losses came by a combined four points.

Penn State (10-13, 7-12) comes to Indianapolis winners of three of its last four games, including wins over Minnesota and Maryland last week. The Nittany Lions overcame a 16-point deficit to beat Maryland, 66-61, on Sunday behind a 31-point effort from Seth Lundy and 17 from Myreon Jones.

GAME MATCHUP

NEBRASKA CORNHUSKERS

2020-21 Record: 7-19 (3-16 Big Ten)
Head Coach: Fred Hoiberg
Record at Nebraska: 14-44 (2nd year)
Career NCAA Record: 129-100 (7th year)

PENN STATE NITTANY LIONS

2020-21 Record: 10-13 (7-12 Big Ten)
Interim Head coach: Jim Ferry
Record at Penn State: 10-13 (1st year)
Career Record: 324-278 (20th year)

BROADCAST INFO

Television: BTN

Play-by-play: Kevin Kugler
Analyst: Stephen Bardo
Sideline: Andy Katz

Online Broadcast: Fox Sports app & foxsports.com/live

Radio: Learfield IMG College Husker Sports Network, including 590 AM (Omaha), 1400 AM (Lincoln) and 880 AM (Lexington)

Play-by-play: Kent Pavelka
Analyst: Jake Muhleisen

Online Radio: Available on Huskers.com, Huskers App, TuneIn.com/Huskers and TuneIn App.

SiriusXM: 84 and 372 (Big Ten Radio) - national feed

PLAYER SPOTLIGHT

Indianapolis native Kobe Webster is playing his best basketball over the last two weeks. He is averaging 13 points per game on 44 percent shooting over the last five games dating back to Feb. 25. He is also shooting 49 percent from 3-point range and has four double-figure efforts in that span.



2020-21 SCHEDULE

Date	Opponent	TV/Internet	Result
Wed., Nov. 25	McNeese State	BTN	W, 102-55
Golden Window Classic			
Thurs., Nov. 26	Nevada	BTN	L, 66-69
Sat., Nov. 28	North Dakota State	BTN	W, 79-57
Tues., Dec. 1	South Dakota	BTN	W, 76-69
Sun., Dec. 6	Florida A&M	BTN	cancelled
ACC/Big Ten Challenge			
Wed., Dec. 9	Georgia Tech	ESPN2	L, 64-75
Fri., Dec. 11	at No. 8 Creighton	BTN	L, 74-98
Thurs., Dec. 17	Doane	BTN+	W, 110-64
Tues., Dec. 22	at No. 9 Wisconsin *	FS1	L, 53-67
Fri., Dec. 25	No. 19 Michigan *	BTN	L, 69-80
Wed., Dec. 30	at No. 25 Ohio State *	BTN	L, 54-90
Sat., Jan. 2	No. 17 Michigan State *	BTN	L, 77-84
Tues., Jan. 5	at Purdue *	BTN	PPD
Sun., Jan. 10	Indiana *	BTN	L, 76-84
Sat., Feb. 6	at Michigan State * (1)	BTN	L, 56-66
Mon., Feb. 8	at Minnesota *	BTN	L, 61-79
Wed., Feb. 10	No. 21 Wisconsin *	BTN	L, 48-61
Fri., Feb. 12	No. 6 Illinois * (2)	BTN	L, 72-77 (OT)
Sun., Feb. 14	at Penn State *	BTN	W, 62-61
Tues., Feb. 16	at Maryland * (3)	BTN	L, 50-64
Wed., Feb. 17	at Maryland * (4)	BTN	L, 71-79
Sat., Feb. 20	Purdue *	BTN	L, 58-75
Tues., Feb. 23	Penn State * (5)	BTN	L, 83-86
Thurs., Feb. 25	at No. 5 Illinois * (6)	BTN	L, 70-86
Sat., Feb. 27	Minnesota * (7)	BTN	W, 78-74
Mon., March 1	Rutgers * (8)	BTN	W, 72-51
Thurs., March 4	at No. 5 Iowa * (9)	BTN	L, 64-102
Sun., March 7	at Northwestern *	BTN	L, 78-79

BIG TEN TOURNAMENT

Wed., March 10	vs. Penn State (BTT)	BTN	approx. 8 p.m.
Thurs., March 11	vs. Wisconsin (BTT)	BTN	approx. 8 p.m.
Fri., March 12	at Big Ten Tournament	BTN	TBA
Sat., March 13	at Big Ten Tournament	CBS	TBA
Sun., March 14	at Big Ten Tournament	CBS	TBA

Notes: * - Big Ten Conference Game; Home games are in red and bold; All times listed as central

Schedule updates

- (1) - moved from Feb. 3
- (2) - rescheduled from Jan. 13
- (3) - rescheduled from Jan. 16
- (4) - moved from Lincoln to College Park
- (5) - rescheduled from Jan. 30
- (6) - moved from Feb. 23
- (7) - rescheduled from Jan. 20
- (8) - moved from Feb. 28
- (9) - rescheduled from Jan. 24

2020-21 ROSTER AT A GLANCE

No	Name	Pos.	Ht.	Wt.	Yr.	Hometown	GP/GS	MPG	PPG	RPG	APG
2	Trey McGowens	G	6-4	191	Jr.	Pendleton, S.C.	26/26	28.5	10.6	3.9	2.3
3	Elijah Wood	G	6-5	174	Fr.	Potomac, Md.	13/0	3.1	0.8	0.4	0.2
4	Shamiel Stevenson	G	6-6	245	Jr.	Toronto, Ontario, Canada	26/0	14.3	5.5	2.4	0.6
10	Kobe Webster	G	6-0	172	Sr.	Indianapolis, Ind.	26/4	22.8	8.0	1.7	1.3
11	Lat Mayen	F	6-9	205	Jr.	Adelaide, Australia	26/26	25.4	8.7	4.6	0.6
13	Derrick Walker	F	6-8	232	Jr.	Kansas City, Mo.	15/15	20.1	5.7	4.5	1.3
14	Trevor Lakes	F	6-7	215	Sr.	Lebanon, Ind.	13/1	9.5	3.1	1.1	0.4
21	Jace Piatkowski	G	6-3	184	RFr.	Omaha, Neb.	10/0	1.8	0.4	0.2	0.0
24	Yvan Ouedraogo	F	6-9	245	So.	Bordeaux, France	22/4	14.8	3.4	3.7	0.4
30	Chris McGraw	G	6-0	170	So.	Columbus, Ohio	Walk-on who has not played in 2020-21				
33	Akol Arop	F	6-5	203	So.	Omaha, Neb.	Will miss 2020-21 season (knee)				
34	Thorir Thorbjarnarson	G	6-6	202	Sr.	Reykjavik, Iceland	26/11	21.7	3.6	3.1	1.7
35	Eduardo Andre	F	6-10	228	Fr.	London, England	19/0	8.8	2.7	2.3	0.5
44	Bret Porter	F	6-5	228	RFr.	Omaha, Neb.	7/0	1.4	0.0	0.1	0.1
45	Dalano Banton	G	6-9	204	So.	Toronto, Ontario, Canada	26/22	27.2	9.7	6.0	4.0

2020-21 NEBRASKA BASKETBALL ROSTER

No.	VL	Name	Pronunciation	Pos.	Ht.	Wt.	Yr.	Hometown	Previous School
2		Trey McGowens		G	6-4	191	Jr.	Pendleton, S.C.	Pittsburgh
3		Elijah Wood		G	6-5	174	Fr.	Potomac, Md.	Berkmar (Ga.) HS
4		Shamuel Stevenson	Sha-meal	G	6-6	245	Jr.	Toronto, Ontario, Canada	Nevada
10		Kobe Webster		G	6-0	172	Sr.	Indianapolis, Ind.	Western Illinois
11		Lat Mayen	Latt [rhymes w/ Matt] MAY-en	F	6-9	205	Jr.	Adelaide, Australia	Chipola College
13		Derrick Walker		F	6-8	232	Jr.	Kansas City, Mo.	Tennessee
14		Trevor Lakes		F	6-7	215	Sr.	Lebanon, Ind.	Indianapolis
21	*	Jace Piatkowski	Pie-it-COW-ski	G	6-3	184	RFr.	Omaha, Neb.	Elkhorn South HS
24	*	Yvan Ouedraogo	I-van WOO-drah-oh-goh	F	6-9	245	So.	Bordeaux, France	INSEP
30		Chris McGraw		G	6-0	170	So.	Columbus, Ohio	Otterbein
33	*	Akol Arop	A-call uh-rope	F	6-5	203	So.	Omaha, Neb.	Creighton Prep HS
34	***	Thorir Thorbjarnarson	Thor-EAR thorb-YAR-nar-son	G	6-6	202	Sr.	Reykjavik, Iceland	Menntaskólinn í Reykjavik
35		Eduardo Andre		F	6-10	228	Fr.	London, England	AZ Compass Prep
44	*	Bret Porter		F	6-5	228	RFr.	Omaha, Neb.	Millard North HS
45		Dalano Banton	duh-LAH-no BAN-ten	G	6-9	204	So.	Toronto, Ontario, Canada	Western Kentucky

2020-21 COACHING STAFF

Name	Pronunciation	Title	Year at Nebraska	Alma Mater (Year)
Fred Hoiberg		Head Coach	Second	Iowa State (1995)
Matt Abdelmassih	Abdel-massey	Assistant Coach	Second	St. John's (2007)
Doc Sadler		Assistant Coach	Second as Asst./Eighth	Arkansas (1982)
Armon Gates		Assistant Coach	Third	Kent State (2006)
Bobby Lutz	Lootz	Special Assistant to the Head Coach	Second	UNC Charlotte (1980)
Tim Wilson		Basketball Strength Coach	10th	Nebraska (1981)
Matt Holt		Video Coordinator	Fourth	New Haven (2013)
Luca Virgilio	Vir-Jill-e-o	Director of Basketball Operations	Second	Universita degli Studi di Roma Tre (2012)
Bertram "Buzzy" Caruthers		Director of Player Development	Second	Hampton (2006)
Athan Katsantonis		Graduate Manager	First	Syracuse (2020)
John Harris Jr.		Graduate Manager	Second	Benedictine (2017)

TEAM STATS

Nebraska Cornhuskers			Penn State Nittany Lions		
2020-21 Team Statistics (Record: 7-19, 3-16 B1G)			2020-21 Team Statistics (Record: 10-13, 7-12 B1G)		
Category	Nebraska	OPP	Category	PSU	OPP
SCORING	1823	1932	Scoring	1670	1684
Points per game	70.1	74.3	Points per game	72.6	73.2
Scoring margin	-4.2	-	Scoring margin	-0.6	-
FIELD GOALS-ATT	647-1544	690-1628	Field goals-att	588-1445	600-1284
Field goal pct	.419	.424	Field goal pct	.407	.467
3 POINT FG-ATT	219-651	233-744	3 point fg-att	207-607	164-481
3-point FG pct	.336	.313	3-point FG pct	.341	.341
3-pt FG made per game	8.4	9.0	3-pt FG made per game	9.0	7.1
FREE THROWS-ATT	310-488	319-447	Free throws-att	287-393	320-443
Free throw pct	.635	.714	Free throw pct	.730	.722
F-Throws made per game	11.9	12.3	F-Throws made per game	12.5	13.9
REBOUNDS	950	1031	Rebounds	836	799
Rebounds per game	36.5	39.7	Rebounds per game	36.3	34.7
Rebounding margin	-3.1	-	Rebounding margin	+1.6	-
ASSISTS	355	373	Assists	303	331
Assists per game	13.7	14.3	Assists per game	13.2	14.4
TURNOVERS	366	342	Turnovers	261	324
Turnovers per game	14.1	13.2	Turnovers per game	11.3	14.1
Turnover margin	-0.9	-	Turnover margin	+2.7	-
Assist/turnover ratio	1.0	1.1	Assist/turnover ratio	1.2	1.0
STEALS	185	174	Steals	183	127
Steals per game	7.1	6.7	Steals per game	8.0	5.5
BLOCKS	84	96	Blocks	54	98
Blocks per game	3.2	3.7	Blocks per game	2.3	4.3

NUMBERS TO KNOW

.385 - Over the last five games, NU is shooting 38.5 percent from 3-point range and averaging 10.0 3-pointers per game. Nebraska hit a season-high 14 3-pointers against Northwestern, its highest total since hitting 14 against Creighton on Dec. 8, 2018.

3 - Lat Mayen's double-double against Iowa (14 points/13 rebounds) was the third by a Husker this season and the first since Dec. 17.

6 - Nebraska has six games with at least 10 steals this season following an 11-steal effort against Rutgers. NU had just two in 2019-20. The Huskers are third in the Big Ten with 7.1 steals per game entering the Big Ten Tournament.

10 - The Huskers have had 10 players reach double figures at least once this year as Thorir Thorbjarnarson became the latest to do it on Feb. 27.

12 - Number of 20-point games by Nebraska players this season. Kobe Webster had his second of the year in a 23-point effort at Northwestern. Other Huskers with 20-point games in 2020-21 include Lat Mayen-1, Trey McGowens-1 and Teddy Allen-8.

33 - Nebraska is 33rd nationally in tempo according to KenPom as of March 7. The Huskers and Illinois (88th) are the only two Big Ten teams in the top-100 nationally in adjusted tempo.

PROBABLE STARTERS (BASED ON LAST GAME)



#10 Kobe Webster | G | Sr. | 6-0 | 182 | Indianapolis, Ind.

2020-21 Averages: PPG: 8.0 | APG: 1.3 | RPG: 1.6

Worth Noting: Grad transfer who has started last four games and averaging 13.3 ppg...Has 11 double-figure efforts in 2020-21...Led NU with 23 points, including seven 3-pointers, and five assists at Northwestern...Led NU with 17 points, including 5-of-8 from 3-point range, at No. 5 Iowa...Had 20 points against Georgia Tech, including 6-of-7 from 3-point range...Had 13 points off the bench at Penn State...Started 85 games in three seasons at Western Illinois, earning All-Summit League honors in 2019 & 2020...Averaged 17.1 ppg and 3.6 apg in 2019-20, highlighted by a school-record 40-point night against Omaha...Attended Park Tudor School in Indianapolis, helping the school to a pair of state titles in 2014 and 2015.

Career Bests (includes WIU): Pts: 40 | Reb: 10 (2x) | Ast: 8 (2x) | Stl: 4 | Bl: 1 (8x)




#24 Trey McGowens | G | Jr. | 6-4 | 191 | Pendleton, S.C.

2020-21 Averages: PPG: 10.6 | RPG: 3.9 | APG: 2.3 | SPG: 1.3

Worth Noting: First season at NU after starting for two seasons at Pitt...Sixth in B1G in steals...16 double-figure games in 2020-21...Averaging 12.3 ppg and 3.2 apg over last six games...Totaled 15 points, six rebounds and five assists at Northwestern...Led NU with 16 points at No. 5 Illinois...Had 15 points and five rebounds vs. No. 6 Illinois...Tallied 10 points, six rebounds and six assists vs. Indiana...Had a season-high 20 points and five boards vs. No. 17 Michigan State...Started 32 games at Pitt in 2019-20 and ranked in the top 10 in the ACC in steals (4th) and assists (10th)...Posted 20 double-figure scoring games in 2019-20, including three 20-point efforts...Two-time ACC Freshman of the Week posted a pair of 30-point games in 2018-19.

Career Bests (includes Pittsburgh): Pts: 33 | Reb: 9 | Ast: 9 | Stl: 7



#34 Thorir Thorbjarnarson | G | Sr. | 6-6 | 202 | Reykjavik, Iceland

2019-20 Averages: PPG: 3.6 | RPG: 3.1 | APG: 1.7

Worth Noting: Has played 20+ minutes in last seven games, averaging 5.6 ppg, 4.6 rpg, 3.3 apg and 1.3 spg...Finished with eight points and season highs in rebounds (eight) and assists (six) at Northwestern...Had seven rebounds, five assists and four steals vs. Rutgers...Scored a season-high 10 points against Minnesota...Had nine points, four rebounds, four assists and two blocks against Purdue...Averaged 8.8 points, 4.8 rebounds and 1.1 steals per game in 2019-20...Reached double figures 13 times in 2019-20, highlighted by a trio of 17-point performances...Grabbed a career-high 10 rebounds against No. 24 Wisconsin in 2018-19...NU's first scholarship player from Iceland and on the Iceland Senior National team

Collegiate Career Bests: Pts: 17 (3x) | Reb: 10 | Ast: 5 (4x) | Stl: 5




#11 Lat Mayen (MAY-en) | F | Jr. | 6-9 | 205 | Adelaide, Australia

2020-21 Averages: PPG: 8.7 | RPG: 4.6

Worth Noting: High motor forward who is shooting 36 percent from long range...10 double-figure efforts in 2020-21...Had seven points at Northwestern...Posted first career double-double at No. 5 Iowa with 14 points and 13 boards...Had a career-high 25 points on 9-of-11 shooting (including 5-of-7 from 3) against Rutgers...Scored 16 points vs. No. 6 Illinois...Had 14 points and seven boards vs. No. 21 Wisconsin...Rated the No. 18 JUCO Player nationally by JUCORecruiting.com...Averaged 11.8 points and 8.4 boards per game at Chipola...Began career at TCU, where he played in 17 games in 2018-19 before a knee injury...Rated the No. 2 ranked player in Australia by AUSA Hoops.

Career Bests (includes TCU): Pts: 25 | Reb: 13 | Ast: 4 | Stl: 2



#13 Derrick Walker | F | Jr. | 6-8 | 232 | Kansas City, Mo.

2020-21 Averages: PPG: 5.7 | RPG: 4.5

Worth Noting: Started last 15 games and is shooting 61 percent...Totaled eight points and six boards at Northwestern...Had a career-high 14 points vs. Rutgers...Tallied 12 points along with nine boards and three blocks vs. Minnesota...Had nine points on 4-of-4 shooting and five boards vs. Penn State...Made his Husker debut against Indiana, finishing with 10 points...Missed NU's first 11 games with NCAA suspension...Played in 30 games at Tennessee in 2018-19 as the Volunteers reached the NCAA Sweet 16...Helped the Volunteers to an SEC title in 2017-18...Four-star prospect by ESPN who played at Sunrise (Kan.) Christian Academy...Played on MOKAN Elite AAU program with NBA first-round picks Trae Young and Michael Porter Jr.

Career Bests (includes Tennessee): Pts: 14 | Reb: 9 | Ast: 3 | Bl: 3

NATIONAL POLLS

AP TOP 25 (MARCH 8)

No	Team (1st)	Record	Points	Prev.
1	Gonzaga (61)	24-0	1,573	1
2	Baylor (2)	21-1	1,510	3
3	Illinois	20-6	1,438	4
4	Michigan	19-3	1,382	2
5	Iowa	20-7	1,314	5
6	Alabama	21-6	1,239	8
7	Houston	21-3	1,173	9
8	Arkansas	21-5	1,046	12
9	Ohio State	18-8	1,032	7
10	West Virginia	18-8	919	6
11	Kansas	19-8	873	13
12	Oklahoma State	18-7	851	17
13	Texas	17-7	802	15
14	Villanova	16-5	729	10
15	Florida State	15-5	687	11
16	Virginia	17-6	531	21
17	Creighton	18-7	510	14
18	Loyola Chicago	24-4	488	20
19	San Diego State	20-4	462	19
T-20	Texas Tech	17-9	389	18
T-20	Purdue	18-8	389	23
22	Virginia Tech	15-5	266	22
23	Colorado	20-7	209	24
24	Southern California	21-6	175	NR
25	Oklahoma	14-9	172	16

Others receiving votes: BYU 93, Oregon 67, Connecticut 53, Clemson 25, Wisconsin 24, Tennessee 14, Wichita State 13, St. Bonaventure 11, Winthrop 7, Virginia Commonwealth 4, LSU 2, San Diego 1, Michigan State 1, UC Santa Barbara 1

USA TODAY COACHES POLL (MARCH 8)

No	Team (1st)	Record	Points	Trend
1	Gonzaga(31)	24-0	775	-
2	Baylor	21-1	740	+1
3	Illinois	20-6	689	+1
4	Michigan	19-3	687	-2
5	Alabama	21-6	610	-
6	Iowa	20-7	584	+2
7	Houston	21-3	572	-
8	Arkansas	21-5	489	+5
9	West Virginia	18-8	483	-4
10	Ohio State	18-8	395	-
11	Villanova	16-5	384	-2
12	Kansas	19-8	383	+2
13	Florida State	15-5	363	-2
14	Oklahoma State	18-7	340	+3
15	Virginia	17-6	313	+5
16	Texas	17-7	312	-
17	Creighton	18-7	287	-5
18	Loyola Chicago	24-4	240	+4
19	Purdue	18-8	227	+4
	San Diego State	20-4	227	+2
21	Virginia Tech	15-5	176	-2
22	Texas Tech	17-9	174	-4
23	USC	21-6	155	+1
24	Oklahoma	14-9	119	-9
25	Oregon	19-5	116	-

Others receiving votes: Colorado 68, BYU 39, Wichita State 26, UConn 26, Clemson 25, Tennessee 9, Drake 8, Winthrop 7, St. Bonaventure 7, Michigan State 7, Toledo 3, UCLA 3, Wisconsin 2, North Carolina 2, Florida 2, Colorado State 1

2020-21 BIG TEN STANDINGS (AS OF 3/7)

Team	B1G	Pct.	Overall	Pct.
^Michigan	14-3	0.824	19-3	0.864
Illinois	16-4	0.800	20-6	0.769
Iowa	14-6	0.700	20-7	0.741
Purdue	13-6	0.684	18-8	0.692
Ohio State	12-8	0.600	18-8	0.692
Wisconsin	10-10	0.500	16-11	0.593
Rutgers	10-10	0.500	14-10	0.583
Michigan State	9-11	0.450	15-11	0.577
Maryland	9-11	0.450	15-12	0.556
Indiana	7-12	0.368	12-14	0.462
Penn State	7-12	0.368	10-13	0.435
Northwestern	6-13	0.316	9-14	0.391
Minnesota	6-14	0.300	13-14	0.481
Nebraska	3-16	0.158	7-19	0.269

Regular Season

Date	Matchup or Result	Time
3/6	* Rutgers 77, Minnesota 70	
3/6	* Purdue 67, Indiana 58	
3/6	* Ohio State 68, Illinois 73	
3/7	* Iowa 77, Wisconsin 73	
3/7	*Northwestern 79, Nebraska 78	
3/7	*Michigan State 70, Michigan 64	
3/7	* Penn State 66, Maryland 61	

Big Ten Tournament Presented by SoFi

Wednesday, March 10 (First Round)

Game 1 (Seed #12 vs. Seed #13) – 5:30 p.m. CT (BTN)
 Game 2 (Seed #11 vs. Seed #14) – 25 minutes following
 Game 1 (BTN)

Thursday, March 11 (Second Round)

Game 3 (Seed #8 vs. Seed #9) – 10:30 a.m. CT (BTN)
 Game 4 (Seed #5 vs. Game 1 winner) – 25 minutes
 following Game 3 (BTN)
 Game 5 (Seed #7 vs. Seed #10) – 5:30 p.m. CT (BTN)
 Game 6 (Seed #6 vs. Game 2 winner) – 25 minutes
 following Game 5 (BTN)

Friday, March 12 (Quarterfinals)

Game 7 (Seed #1 vs. Game 3 winner) – 10:30 a.m. CT (BTN)
 Game 8 (Seed #4 vs. Game 4 winner) – 25 minutes
 following Game 7 (BTN)
 Game 9 (Seed #2 vs. Game 5 winner) – 5:30 p.m. CT (BTN)
 Game 10 (Seed #3 vs. Game 6 winner) – 25 minutes
 following Game 9 (BTN)

Saturday, March 13 (Semifinals)

Game 11 (Game 7 vs. Game 8 winner) – Noon CT (CBS)
 Game 12 (Game 9 vs. Game 10 winner) – 25 minutes
 following Game 11 (CBS)

Sunday, March 13 (Championship)

Game 13 (Game 11 vs. Game 12 winner) – 2:30 p.m. CT (CBS)

SCOUTING PENN STATE

The Nittany Lions are led by interim coach Jim Ferry, who was on the staff for three seasons before being named the interim coach in the fall. Ferry has been a collegiate head coach for 20 seasons, including stops at Plymouth (N.H.) State, Adelphi (N.Y.), Long Island University-Brooklyn and Duquesne.

Penn State returned four starters from a team that went 21-10 and was on its way to its first NCAA Tournament appearance since 2011 before the COVID-19 pandemic ended the 2019-20 season. The Nittany Lions went 3-1 in non-conference play including a 20-point win at Virginia Tech and a three-point win over VCU. The only blemish was a 92-88 overtime loss to Seton Hall. PSU was 0-3 in conference play when the Nittany Lions had to pause in early January, but are 7-9 since returning to action on Jan. 17. Penn State won three of its final four games with the only loss coming at home to Purdue.

The Nittany Lions use an eight-man rotation which features a trio of double-figure scorers in Myreon Jones (15.5 ppg), Izaiah Brockington (12.7 ppg) and Seth Lundy (10.3 ppg) and three others that average at least 7.5 points per game. Jones, Lundy and Myles Dread have combined for 137 of PSU's 207 3-pointers on the season. John Harrar averages 9.0 points on 56 percent shooting and a team-high 8.5 rebounds per game. PSU is disruptive on the defensive end, ranking second in the Big Ten with 8.0 steals per game.

Series History: Wednesday's game is the 23rd meeting with Penn State holding a 12-10 advantage. Since Nebraska joined the Big Ten, the Huskers are 9-10 against the Nittany Lions (9-8 in regular season; 0-2 in Big Ten Tournament). The teams played three times before Nebraska joined the Big Ten, a home-and-home series in 1980 and 1981 and in the second round of the 1995 NIT. Penn State's 76-64 win in Lincoln last year was its first since the 1995 NIT. This will be the third time the programs have met in the opening round with Penn State taking wins in 2015 and 2017.

Feb. 14 (Nebraska 62, Penn State 61): Nebraska built an 11-point second-half lead and held on, as the Huskers escaped Penn State with a 62-61 win on Feb. 14.

Nebraska led 60-49 before the Nittany Lions scored 12 straight to take a 61-60 lead on Myreon Jones' four-point play with 1:58 remaining. PSU led with just under 20 seconds left when Nebraska forced a turnover and Allen drove for the go-ahead hoop. The Huskers, who held Penn State to 32 percent shooting, got the stop they needed on the final possession on a steal from Trey McGowens with 1.8 seconds remaining. The win snapped NU's 26-game Big Ten losing streak and was the Huskers' first road win since Jan. 14, 2019. Allen led three Huskers in double figures with 14 points, while Kobe Webster and McGowens added 13 and 10 points, respectively, as Nebraska picked up its first win in University Park since 2013.

The Huskers took control by opening the second half on a 10-2 run, taking a 45-38 lead after five straight points from McGowens, who had eight of his 10 points in the surge. PSU eventually cut the margin to 54-49 on a Seth Lundy basket, but Nebraska rattled off six straight points to build a seemingly comfortable 60-49 cushion after Allen's basket with 8:43 left.

Nebraska, which was shooting 56 percent at that point in the game, went ice cold, as Penn State clawed back. NU went over 8:30 without a basket, as the hosts inched closer before Jones' four-point play gave PSU its first lead of the half.

Feb. 23 (Penn State 86, Nebraska 83): Teddy Allen put on a record-breaking performance, as the Huskers took Penn State down to the wire before falling 86-83. Allen finished with a career-high 41 points on 16-of-24 shooting, as his 41 points was one shy of the school mark of 42 by Eric Piatkowski.

Allen fueled the Huskers in the first half, scoring 28 points in 19 minutes of action as the Huskers trailed 39-38 at the break. Nebraska spotted PSU an 8-0 lead before Allen led the Husker charge, scoring 13 points, as the Huskers battled back and tied it at 17. From that point in the half to halftime, neither team led by more than five points, as Allen and Penn State's Myreon Jones combined for 45 first-half points.

Nebraska took the lead at 48-47 with just under 15 minutes remaining, but PSU used an 11-0 burst to take a 58-48 lead on a Myles Dread 3-pointer with 12:39 left. Trailing 70-64, consecutive 3-pointers from Trey McGowens and Thorbjarnarson tied it at 70 before Penn State took control. The visitors used an 11-4 run to push it to 81-74 with 53 seconds left on a pair of Jones free throws. The Huskers had one last run, as McGowens sank a pair of free throws before Thorbjarnarson got a steal and hit both free throws to make it a four-point deficit. After Jones split a pair of free throws, McGowens' 3-point play made it 82-81 with 22.2 seconds left. Nebraska had one final chance down 86-83, but McGowens, who finished with 17 points, could not hit the game-tying 3-pointer in the final seconds.

LAST TIME OUT

Kobe Webster had a season-high 23 points and five assists, as Nebraska rallied back from a 16-point deficit but Ryan Young's putback with 2.7 seconds left lifted Northwestern to a 79-78 victory over Nebraska on March 7.

NEBRASKA-PENN STATE AT A GLANCE

- All-time: Penn State leads, 12-10
- In Lincoln: Nebraska leads, 8-3
At Pinnacle Bank Arena: Nebraska leads, 5-2
- In State College: Penn State leads 7-2
Bryce Jordan Center: Penn State leads, 6-2
- In Big Ten Conference games: Nebraska leads, 9-8
- In Big Ten Tournament games: Penn State leads, 2-0

Husker-Nittany Lion Superlatives

- Most consecutive wins (year ended): Nebraska 2 (2013); Penn State 2 (1981-1995; 2015; 2019-2020)
- Most points scored: Nebraska, 83, at Lincoln, Neb., Feb. 23, 2021; Penn State, 95, at University Park, Pa., Feb. 19, 2019
- Highest combined score: 169, Penn State 86, Nebraska 83, at Lincoln, Neb., Feb. 23, 2021.
- Biggest winning margin: Nebraska, 25, at Lincoln, Neb., Dec. 9, 1980; Penn State, 24, at University Park, Pa., Feb. 19, 2019

Date	Site	Rankings	Result	Neb.	PSU
12-9-80	H	-/-	W	75	50
12-21-81	A	-/-	L	58	60
3-21-95	H	-/-	L	59	65
1-11-12	H	-/-	W	70	58
2-11-12	A	-/-	L	51	67
1-19-13	A	-/-	W	68	64
2-9-13	H	-/-	W	67	53
1-23-14	A	-/-	L	54	58
2-20-14	H	-/-	W	80	67
2-7-15	A	-/-	L	43	56
3-11-15	N	-/-	L	65	68
2-13-16	H	-/-	W	70	54
2-25-16	A	-/-	L	55	56
2-14-17	H	-/-	W	82	66
3-8-17	N	-/-	L (OT)	67	76
1-12-18	A	-/-	L (OT)	74	76
2-25-18	H	-/-	W	76	64
1-10-19	H	-/-	W	70	64
2-19-19	A	-/-	L	71	95
2-1-20	H	-/24	L	64	76
2-14-20	A	-/-	W	62	61
2-23-20	H	-/-	L	83	86

BIG TEN TOURNAMENT TOTALS

Player	GP-GS	Min-Avg	FG-FGA	Pct	3FG-FGA	Pct	FT-FTA	Pct	Off	Def	Tot	Avg	PF	A	TO	Blk	Stl	Pts	Avg
Thorbjarnarson	5-4	108-21.6	7-20	.350	1-10	.100	6-6	1.000	2	10	12	2.4	6	4	6	1	9	21	4.2
Akol Arop	1-0	23-23.0	0-1	.000	0-0	.000	0-0	.000	1	3	4	4.0	3	0	1	2	1	0	0.0
Yvan Ouedraogo	1-1	15-15.0	0-5	.000	0-0	.000	1-2	.500	1	1	2	2.0	1	0	1	0	0	1	1.0

Webster scored 20 of his 23-points in the second half, as the Huskers erased a 39-30 halftime deficit and began their comeback. The senior guard hit a pair of 3-pointers in a 13-4 run in the first four minutes of the second half to get NU within 45-43.

Nebraska trailed 65-56 before the Huskers used a 14-2 run to take its first lead since the opening minutes, as Webster's 3-pointer put NU ahead 68-67 before Lat Mayen's two free throws made it 70-67 with 3:53 remaining.

The Huskers eventually led 75-71 on Derrick Walker's putback with 2:22 left, but the Wildcats would rally. Chase Audige's 3-pointer started a 6-0 run that put the Wildcats up 77-75 on Boo Buie's free throw with 1:11 left. Nebraska would regain the lead on a three-point play from Trey McGowens with 1:00 remaining to go up 78-77. The Huskers had a chance to stretch the lead, but a turnover on the next possession gave the Wildcats one final shot with 11.5 seconds left. NU forced Pance into a tough shot, but Young was there for the game winner.

Trey McGowens joined Webster in double figures with 15 markers and also dished out five of the Huskers' 21 assists. Audige led six Northwestern players in double figures with 14.

WORTH NOTING

- Kobe Webster finished with a season-high 23 points, including a career-best seven 3-pointers. It marked his second 20-point effort of 2020-21 (also vs. Georgia Tech) and 26th of his career.
- Webster's seven 3-pointers were the most since Glynn Watson Jr. had seven against Iowa on March 10, 2019.
- Nebraska's 14 3-pointers was a season-high and sixth time NU has had at least 10 3-pointers in a game this season.
- The last three Nebraska-Northwestern games have all been decided by five points or less.

STORYLINES

• Nebraska Head Coach Fred Hoiberg returns to Indianapolis, the city where his NBA career began. Hoiberg was a second-round pick of the Indiana Pacers in 1995 and spent the first four seasons of his career in Indianapolis (1995-96 to 1998-99).

• Wednesday's game is a homecoming for a pair of Indiana natives. Kobe Webster (Indianapolis) has played in all 26 games and is averaging 8.0 points and 1.3 assists per game, while Trevor Lakes (Lebanon) has played in 13 games since becoming eligible on Dec. 17, and is averaging 3.1 points per game while shooting 33 percent from 3-point range. Nebraska was scheduled to play at Purdue during the regular season, but that game was canceled because of COVID-19.

• After being on COVID-19 pause from Jan. 11-Feb. 6, the Huskers finished the regular season by playing 14 games in the final 30 days of the season, including 11 in the final 22 days of February. It has been referred to as an NBA schedule, but only eight NBA teams have played more games than Nebraska from Feb. 6-March 7. Nebraska played 19 of its 20 scheduled Big Ten games, including consecutive games at Maryland on Feb. 16-17.

• Nebraska's strength of schedule ranks fourth nationally by KenPom as of March 8. The 2020-21 season marks the second straight season NU has had a strength of schedule in the top 10 nationally in KenPom. NU's schedule was eighth in 2019-20. The Huskers are just one of only two teams nationally (also Minnesota) to have top-10 strength of schedules by KenPom in each of the last two years.

• The Big Ten had nine teams in the top 40 of the NET rankings entering this week's Big Ten Tournament, including four in the top 10. This season, 12 of the Huskers' 19 losses have been Quad 1 losses. Nebraska's game against Penn State will be NU's 21st game against a Quad 1 or 2 opponent this year.

• Nebraska's two seniors have stepped up in recent weeks. Kobe Webster is averaging 10.1 points per game and shooting 45 percent from 3-point range over the last 10 contests. He has reached double figures five times in that stretch, including 17 points at No. 5 Iowa on Thursday and a season-high 23 points at Northwestern. Thorir Thorbjarnarson is averaging 5.6 points, 4.6 rebounds, 3.4 assists and 1.3 steals per game in NU's last seven contests dating back to Feb. 20. He averaged 5.3 assists per game in NU's three games last week.

• Nebraska has gotten improved production from its posts in recent games. Derrick Walker is averaging 8.3 ppg on 67 percent shooting and 5.5 rebounds per game over the past six contests, while freshman Eduardo Andre is chipping in 4.7 points on 80 percent shooting and 3.2 rebounds per game in that same span.

• Nebraska has been much better defensively since returning from its pause last month. Over the last 14 games, NU has held seven opponents to 40 percent shooting, while two teams shot over 50 percent from the floor. NU allowed 6.7 fewer points per game over the past 14 games, while holding teams to 42 percent shooting, including 30 percent from 3-point range.

• NU enters the Big Ten Tournament with 8.4 3-pointers per game which is on pace to rank second in school history. It is not surprising that Nebraska has relied on its 3-point shooting in Hoiberg's tenure, as his Iowa State teams led the Big 12 in 3-pointers in four of his five seasons at the school. Nebraska's 219 3-pointers ranks eighth in school history, and NU is two 3-pointers away from climbing into sixth place and 16 from fifth.

Most 3-Pointers/Game in School History

No.	School	Games	3-Pointers/Game
1.	2001-02	28	9.54
-	2019-20	26	8.42
2.	2019-20	32	7.90
3.	2006-07	31	7.87

LEARFIELD IMG COLLEGE HUSKER SPORTS NETWORK

Kent Pavelka

- Is in his 34th season of calling Husker men's basketball
- Called NU basketball for two stretches from 1974-1996 before returning to play-by-play duties full time in 2006-07
- Called his 1,000th Husker basketball game in 2018-19
- Six-time Nebraska Sportscaster of the Year who was inducted into the Nebraska Broadcasters Hall of Fame in 2019

Jake Muhleisen

- Is in his third season as full-time color analyst
- Four-year starter at Nebraska from 2002-05
- Three-year team captain during his career

Ben McLaughlin

- Fills in as a color analyst for select broadcasts
- Co-hosts Sports Nightly and works on the Learfield IMG College football and baseball broadcasts

2020-21 Network Affiliates

City	Station	Location
Ainsworth	KBRB	1400 AM
Alliance	KCOW	1400 AM
Beatrice	KWBE	1450 AM
Broken Bow	KBBN	95.3 FM
Chadron	KCSR	610 AM
Columbus	KJSK	900 AM
Fairbury	KGMT	1310 AM
Falls City	KTNC	1230 AM
Fremont	KFMT	105.5 FM
Grand Island	KRGI	1430 AM
Hastings	KHAS	1230 AM
Holdrege	KUVR	1380 AM
Kearney	KGFV	1340 AM
Lexington	KRVN	880 AM
Lincoln	KLIN	1400 AM
McCook	KSWN	93.9 AM
Nebraska City	KNCY	1600 AM
Nebraska City	KBIE	103.1 FM
Norfolk	KNEN	94.7 FM
North Platte	KODY	1240 AM
North Platte	KXNP	106.1 FM
O'Neill	KRBX	102.9 FM
Omaha	KXSP	590 AM
Scottsbluff	KNEB	960 AM
Sidney	KSID	1340 AM
Superior	KRFS	1600 AM
Superior	KRFS	103.9 FM
Valentine	KVSH	940 AM

Nationwide

- Huskers.com & Huskers App
- TuneIn.com/Huskers & TuneIn App
- SiriusXM Satellite Radio

IMPROVED BIG DEFENSE

When	FG Pct.	3PT. Pct	Reb	PPG
Pre Pause	.477	.341	-8.0	81.0
Post Pause	.423	.304	-4.5	74.3

QUICK FACTS

University of Nebraska Information

Location Lincoln, Neb.
 Founded 1869
 Enrollment 25,057
 Nickname Cornhuskers, Huskers
 Colors Scarlet & Cream
 Affiliation NCAA Division I
 Conference Big Ten Conference
 Home Arena Pinnacle Bank Arena
 Capacity/Year Opened 15,000/2013
 Chancellor Ronnie Green
 Faculty Rep. Scott M. Fuess Jr.
 Athletics Director Bill Moos
 Deputy A.D./Chief of Staff John Johnson
 Athletic Dept. Phone (402) 472-4224

Basketball History

First year of basketball 1896-97
 Regular-season conference titles (last) 7 (1950)
 Postseason conference titles (last) 1 (1994)
 All-time postseason appearances 26
 All-time postseason record 24-25
 NCAA Appearances (last) 7 (2014)
 NIT Appearances (last) 19 (2019)

Basketball Staff

Head Coach Fred Hoiberg
 Alma Mater (Year) Iowa State (1995)
 Record at Nebraska 14-44 (2nd season)
 Overall NCAA Coaching Record 129-100 (7th season)
 Assistant Coaches Matt Abdelmassih (2nd season)
 Armon Gates (3rd season)
 Doc Sadler (2nd season as asst./8th season overall)
 Special Assistant to the Head Coach Bobby Lutz (1st season)
 Strength Coach Tim Wilson
 Graduate Managers Jon Harris Jr. and Athan Katsantonis
 Director of Operations Luca Virgilio
 Asst. Director of Operations Sheryl Burbach
 Video Coordinator Matt Holt
 Director of Player Development Buzzy Caruthers
 Assistant Athletic Trainer R.J. Pietig
 Equipment Manager Pat Norris

Communications Contact

Sr. Assoc. Director/MBB Contact Shamus McKnight
 Office Phone (402) 472-7772
 Cell Phone (402) 540-0268
 E-Mail smcknight@huskers.com

Men's Basketball Links

Athletics Media Site huskers.com/mediafiles
 2020-21 MBB Site go.unl.edu/mbbmedia2021

ALLEN DEPARTS PROGRAM

Nebraska Head Coach Fred Hoiberg announced the departure of junior guard Teddy Allen from the program on March 1.

Allen played in 22 games for the Huskers this season, averaging 16.5 points and 4.7 rebounds per game. He had 20 or more points eight times, including a career-high 41-point performance against Penn State on Feb. 23.

• One of the biggest improvements throughout the season has been the Huskers' 3-point shooting. NU has shot 37 percent from 3-point range over the last 11 games dating back to Feb. 12 after shooting just 31 percent in the first 15 games of the season. NU finished Big Ten play sixth in 3-point percentage (.342) and fifth in 3-pointers per game (8.1) in conference games only.

• The biggest beneficiary of Derrick Walker's addition is Lat Mayen, who moved to his natural stretch four spot after playing in the post for the first half of the season. In the 15 games since Walker returned, Mayen is averaging 10.2 points per game on 44 percent shooting and 4.6 rebounds per game. In NU's first four conference games, he averaged just 5.5 ppg on 31 percent shooting. Mayen averaged 15.3 points per game on 50 percent shooting in three games last week, including a double-double against No. 14 Iowa and a career-high 25 points against Rutgers on March 1.

• Six current members of the Nebraska basketball team were honored

on Feb. 19 with spots on the Nebraska Scholar-Athlete Honor Roll. The Huskers on the list include Lat Mayen, Chris McGraw, Jace Piatkowski, Bret Porter, Thorir Thorbjarnarson, Derrick Walker and Kobe Webster. All Husker student-athletes combined for a school-record fall GPA of 3.325.

3PT IMPROVEMENT

Games	3/GM	Pct.
1-5	8.6	.299
6-10	8.6	.309
11-15	5.8	.326
16-20	8.8	.358
21-26	10.0	.385

CHANGES IN LAT-ITUDES

When	PPG	FG Pct	3-Pct.	RPG
Last 15 Games	10.2	.443	.407	4.6
First 11 Games	5.5	.307	.176	2.5

MAKING BIG DEFENSIVE STRIDES

Category	2020-21	2019-20
PPG	76.1	79.4
Opp. FG Pct.	.435	.462
Adjusted Efficiency	105.2	108.5
Opp. 3-Pt. Pct.	.313	.340
Rebound Margin	-5.4	-9.7
70 Points or Less	6	2

Big Ten Games

DOC FIXES HUSKER DEFENSE

Nebraska has made significant improvements defensively during the 2020-21 season under assistant coach Doc Sadler. One year after ranking 152nd nationally in adjusted defense by KenPom, NU is 40th nationally as of Monday. In Big Ten action, the Huskers have made significant improvement across the board.

• Nebraska ranks 40th nationally in adjusted defense according to KenPom, which would be the best in Fred Hoiberg's seven seasons as a college basketball coach. Previously his best defensive team was the 2013-14 Iowa State squad (55th), when Sadler was on the Cyclone staff. It would also be NU's highest ranking since the 2015-16 season.

• In Sadler's six seasons as head coach at Nebraska (2007-12), the Huskers ranked in the top-25 nationally in defensive efficiency three times, including 15th nationally in 2008-09 and 19th in 2007-08.

NEWCOMERS MAKING AN IMPACT

Nebraska knew it would be relying on newcomers with only three returnees on the 2020-21 roster. In the offseason, the Huskers added four scholarship players with previous Division I experience, as well as Division II transfer Trevor Lakes.

• Nebraska's top seven scorers by average are all newcomers. In all, 90 percent of the Huskers' offense and more than 80 percent of its rebounds have come from players who did not play at Nebraska last season.

• 77 of Nebraska's 79 double-figure efforts this season have been by players in their first season of competition at NU. Thorir Thorbjarnarson's 10-point effort against Minnesota was only the second double-figure effort by a Husker returnee this season and first since Yvan Ouedraogo's double-double vs. Doane on Dec. 17.

• According to KenPom, NU's returnees have played just 17.0 percent of total minutes this season, a total which ranks 327th nationally and last in the Big Ten. Every other Big Ten team had at least 43 percent or more as of March 5. It is also the fourth-fewest percentage among any power conference team in the country.

MAKING THE EXTRA PASS

While the Huskers have struggled with turnovers throughout the season, NU has done a much better job of ball movement in recent games. Over the past four games, NU is averaging 18.3 assists per game, including 21 against Northwestern and 19 each against Rutgers and Minnesota.

• NU has had excellent distribution over the past three games with Thorir Thorbjarnarson (4.3 apg), Trey McGowens (3.8 apg), Kobe Webster (3.0 apg) and Dalano Banton (2.8 apg) all averaging at least 2.5 assists per game in that stretch.

• In Nebraska's conference wins over the last two years, NU has averaged 19.0 assists per game, while the number drops to 12.8 in the Huskers' Big Ten losses under Hoiberg.

• Hoiberg's first two Iowa State teams ranked third and fourth in the Big 12 in assists before leading the conference in each of his final three seasons at the school (2013-14-15).

BANTON IS HUSKERS' BIG GUARD

It is not often that you see a point guard handling jump ball duties, but Dalano Banton is not your typical point guard. The 6-foot-9 sophomore provides a unique focal point to the Huskers' attack and is averaging 9.9 points, 6.0 rebounds and 4.0 assists per game, as he leads NU in rebounds, assists and blocked shots.

A former top-100 recruit, Banton has reached double figures 14 times, including a 14-point, eight-rebound effort at No. 5 Iowa on Thursday.

• Banton is on pace to be the first Husker since at least 1974, when assists per game were counted, to lead the Huskers in both rebounding and assists in the same season.

• At 9.7 points per game, he is just shy of being one of four power conference players to average 10.0 points, six rebounds and four assists per game.

• He shined in Nebraska's win over Minnesota on Feb. 27 with 14 points, including seven in an 11-2 second-half run that

broke open a four-point game.

- His Big Ten high was a 17-point effort against No. 19 Michigan on Christmas Day, and he had 15 points, eight rebounds and four assists against No. 9 Wisconsin on Dec. 22.
- He grabbed 10 or more rebounds twice this season, including 10 boards against No. 21 Wisconsin on Feb. 10.
- Banton is one of 17 players nationally and one of four power conference players (Ziaire Williams-Stanford, Ayo Dosunmu-Illinois and Sahvir Wheeler-Georgia) with a triple-double this season as of March 5.

BANTON POSTS TRIPLE-DOUBLE

Prior to Fred Hoiberg taking over the Nebraska basketball program, Nebraska never had a triple-double in a regular-season game, but now has had one in each of the past two seasons following Dalano Banton's triple-double against Doane on Dec. 17. In fact, the only two triple-doubles in the Big Ten have been by Huskers. Hoiberg has had three players on the college level post a triple double, as Royce White of Iowa State had one in 2012 (10 points, 18 rebounds, 10 assists).

Nebraska Triple-Doubles Under Hoiberg

Player	Opponent	Date	Points	Rebounds	Assists
Cam Mack	Purdue	Dec. 15, 2019	11	10	12
Dalano Banton	Doane	Dec. 17, 2020	13	11	10

STEALS = BASKETS

Nebraska's length on the defensive end has been disruptive during the first half of the campaign. The Huskers enter the Big Ten Tournament ranked third in the Big Ten with 7.1 steals per game.

- Nebraska has six games with at least 10 steals, including 11 steals against Rutgers on March 1. It marked the third time in Big Ten play the Huskers recorded at least 10 steals (13 at Maryland on Feb. 16; 12 at Michigan State on Feb. 6).
- The Huskers rank third in the Big Ten in forcing turnovers at 13.2 per game. Only Penn State (14.1) and Minnesota (13.5) ranks higher in the Big Ten.
- Trey McGowens ranks sixth in the Big Ten with steals at 1.4 per game. He finished in the top five in the ACC in steals in both his seasons at Pittsburgh, finishing third as a freshman (1.9 spg) and fourth last season (1.9 spg).
- Nebraska will look to finish among the top three teams in the Big Ten in steals for the third straight year (2019-20, 7.0, second; 2018-19, 7.2, third).
- Nebraska had 10+ steals in each of its first three games this season, marking the first time since the 2016-17 season and just the second time since 2010.

HUSKERS LOOK TO PUSH PACE

When Nebraska coach Fred Hoiberg talks about playing with pace, he means it. His first Nebraska team led the Big Ten and was the only conference program in the top-50 nationally in tempo in 2019-20. It was the highest finish of any Big Ten program in the KenPom database since the site began tracking in 2001-02.

In six full seasons as a college head coach, his teams have ranked in the top-50 in tempo five times - that matches the entire number of times that a Big Ten program has done it since the 2001-02 campaign. Prior to Hoiberg's arrival, the last time a Husker team was in the top-100 nationally in tempo according to KenPom was in 1999-2000 under Danny Nee.

Pace Under Hoiberg

Year	Hoiberg-Coached Team	Big Ten Leader
2010-11	Iowa State (34th)	Iowa (100th)
2011-12	Iowa State (128th)	Iowa (70th)
2012-13	Iowa State (30th)	Iowa (95th)
2013-14	Iowa State (12th)	Iowa (29th)
2014-15	Iowa State (10th)	Minnesota (47th)
2019-20	Nebraska (16th)	Same
2020-21	Nebraska (30th)	Same

FROM COLLEGE TO THE NBA AND BACK AGAIN

Nebraska's Fred Hoiberg is in an exclusive club, as he was one of just nine current D-I coaches to coach in both Division I and in the NBA in 2020-21. He spent three-plus seasons with the Chicago Bulls, guiding the Bulls to the NBA Playoffs in 2016. Hoiberg's 270 regular-season NBA games rank second among the 10 former NBA coaches in the collegiate ranks. Hoiberg also brings five years of NBA front office experience, as he worked with the Minnesota Timberwolves from 2005 to 2010.

Coach, School NBA Head Coach, Years

John Calipari, Kentucky	New Jersey, 1996-99
Leonard Hamilton, Miami	Washington, 2000-01
Fred Hoiberg, Nebraska	Chicago, 2015-18
Lindsey Hunter, Mississippi Valley State	Phoenix, 2013
Lon Kruger, Oklahoma	Atlanta, 2000-03
Larry Krystkowiak, Utah	Milwaukee, 2007-08
Eric Musselman, Arkansas	Golden State, 2002-04; Sacramento, 2006-07
Rick Pitino, Iona	New York, 1987-89; Boston, 1997-2001
Darrell Walker, Arkansas Little Rock	Toronto, 1996-98; Washington, 1999-2000

as of March 4, 2021

TOP-10 PINNACLE BANK ARENA CROWDS

No.	Attend.	Opponent	Date
1.	15,998	Wisconsin	March 9, 2014
2.	15,991	Penn State	Feb. 25, 2018
3.	15,987	Tennessee-Martin	Nov. 28, 2014
4.	15,978	Northwestern	March 1, 2014
5.	15,952	Iowa	Jan. 27, 2018
6.	15,950	Creighton	Dec. 8, 2018
7.	15,949	Arkansas State	Dec. 14, 2013
8.	15,946	South Dakota State	Nov. 15, 2019
9.	15,945	Minnesota	Jan. 26, 2014
10.	15,933	Iowa	Feb. 22, 2015

RECORD AT PINNACLE BANK ARENA

Season	Wins	Losses	Pct.
2013-14	15	1	.938
2014-15	10	6	.625
2015-16	10	8	.556
2016-17	8	8	.500
2017-18	16	1	.941
2018-19	13	5	.722
2019-20	5	11	.313
2020-21	6	9	.400
Totals	83	49	.629

2020-21 MISC. STATS

DOUBLE DOUBLES

Dalano Banton vs. Doane 13 pts., 11 reb., 10 asst.
 Yvan Ouedraogo vs. Doane 13 pts., 13 reb.
 Lat Mayen at Iowa 14 pts., 13 reb.

TEAM LEADERS

Double-Figure Scoring Games: Allen-18; Banton-14
 McGowens-16; Webster-11; Mayen-10; Stevenson-5;
 Lakes-1; Ouedraogo-1; Walker-3; Thorbjarnarson-1

10+ Rebounding Games: Banton-2; Ouedraogo-1; Mayen-2

Double-Doubles: Banton-1; Ouedraogo-1

Triple-Doubles: Banton-1

20-Point Games: Allen-8; Webster-2; McGowens-1; Mayen-1

30-Point Games: Allen-1

40-Point Games: Allen-1

Games Leading NU in Scoring:* .. Allen-12; Banton-4; McGowens-3;
 Mayen-4; Stevenson-2; Webster-3

Games Leading NU in Rebounding:* Banton-9; Ouedraogo-4;
 Allen-7; Mayen-4; McGowens-2; Walker-3; Thorbjarnarson-2

Games Leading NU in Assists:* Banton-14; Thorbjarnarson-6;
 Mayen-1; Allen-2; McGowens-3; Walker-1

Games Leading NU in Blocks* Banton-11; Ouedraogo-5;
 Mayen-7; Walker-5; McGowens-3; Porter-1; Allen-1;
 Stevenson-2; Thorbjarnarson-1; Andre-1

Games Leading NU in Steals McGowens-14; Allen-8;
 Banton-5; Thorbjarnarson-7; Stevenson-3; Mayen-4;
 Ouedraogo-4; Walker-4; Wood-1; Webster-1

*-Includes Ties

AROP TO MISS 2020-21 SEASON

University of Nebraska Head Coach Fred Hoiberg announced on Nov. 12 that sophomore Akol Arop will miss the entire 2020-21 season following knee surgery.

Arop played in 21 games as a true freshman for the Huskers. While he averaged just 1.0 points and 1.3 rebounds per game in 2019-20, Arop saw most of his action down the stretch, playing at least 20 minutes in each of the Huskers' final three games.



HUSKERS' SOCIAL JUSTICE PATCH

No more hashtags, only change. Amidst the national protests and a summer of unrest and injustice, Nebraska Men's Basketball was inspired to become change agents in the fight against injustice. As the first Nebraska Athletics coach to comment on the protests publicly, coach Fred Hoiberg and staff made it a priority to discuss the events with his team in May and June 2020. What transpired was an overwhelming message of change. And most importantly, no more hashtags.

This season, The NCAA Playing Rules Oversight Panel approved rules to allow student-athletes in all sports to wear patches on their uniforms for commemorative and memorial purposes, as well as to support social justice issues. Nebraska Men's Basketball wanted to create a patch with a message, one specific to their team.

As Kobe Webster and Teddy Allen closed the speech, Allen called for action. No more hashtags, only change. This phrase, not meant to only inspire action instead of talk, is also meant to inspire no more hashtags of names, specifically of victims of injustice. The patch symbolizes the need to move toward actionable steps outlined. Bring awareness to the issues, educating yourself on these issues, being unified on creating change in the world, and the plea to have no more names becoming hashtags.

Nebraska Men's Basketball has made statements, the team has now shifted to action. Among the first teams in the country to declare Election Day an off day for athletes to vote, the team also held educational sessions throughout the summer and fall, meeting with the Lincoln Police Department, the Malone Center, and collaborating with the Diversity and Inclusion Director to establish a plan of action moving forward.

HUSKERS IN THE PROS

NBA or NBA G League

Player (Years at NU)	Current Team	League
Isaiah Roby (2017-19)	Oklahoma City Thunder	NBA
Andrew White III (2015-16)	Westchester Knicks	G League
James Palmer Jr. (2018-19)	Agua Caliente Clippers	G League

Overseas

Player (Years at NU)	Current Team	Country
Sek Henry (2007-10)	Pinar Karsiyaka	Turkey
Kris Douse (2007)	BC Mess	Luxembourg
Ryan Anderson (2007-10)	Niagara River Lions	Canada
Christian Stanhardinger (2010-11)	San Migeul	Philippines
Caleb Walker (2011-12)	Fos Provence	France
Jorge Brian Diaz (2010-12)	Quebradillas	Puerto Rico
Bo Spencer (2012)	Abejas	Mexico
Terran Petteway (2014-15)	Peristeri	Greece
Shavon Shields (2013-16)	Milano	Italy
Tai Webster (2014-17)	New Zealand Breakers	Australia
Jack McVeigh (2016-18)	Adelaide	Australia
Duby Okeke (2018)	Real Murcia	Spain
Anton Gill (2017-18)	Kipina	Finland
Isaac Copeland Jr. (2018-19)	KTE-Duna	Hungary
Glynn Watson Jr. (2016-19)	Kolossos HH	Greece
Matej Kavaz (2020)	Valladolid	Spain
Haanif Cheatham (2020)	Leones de Ponce	Puerto Rico

HUSKERS SIGN TALENTED TRIO

The three-member class that the Nebraska basketball program signed in November for next season has been lauded as one of the nation's top recruiting classes.

The trio of Wilhelm Breidenbach, Bryce McGowens and Keisei Tominaga has NU ranked 16th in the ESPN.com team ranking as of Dec. 10th. The class ranks third in the Big Ten to Michigan and Michigan State, and Nebraska is one of three Big Ten programs – joining Michigan and Michigan State – in signing a five-star recruit in the class of 2021.

- NU's class features a pair of top-100 recruits in McGowens and Breidenbach, who are two of the three-highest-rated players Nebraska has signed in the 247 composite database, which compiles all of the major recruiting sites into one list.
- McGowens is listed as a 5-star recruit by all three national publications (ESPN, 247, Rivals) and is a consensus top-25 national player (ESPN, 247 Sports, Rivals). He is the highest-ranked recruit Nebraska has signed since the current national recruiting sites began nearly 20 years ago.
- Breidenbach is a four-star recruit by both ESPN and 247 Sports and is ranked No. 63 by ESPN and No. 87 on 247Sports composite rankings.

ATHLETIC FAMILY TIES

- Nebraska has several players whose relatives played collegiately, including Jace Piatkowski, whose father Eric scored nearly 2,000 points at Nebraska before spending 14 years in the NBA.

Athletic Families

Player	Relative	College (Sport)
Teddy Allen	Timmy Allen (Brother)	Utah (MBB)
Akol Arop	Aguek Arop (Brother)	San Diego State (MBB)
Trey McGowens	Bobby McGowens (Father)	Clemson (FB)/South Carolina State (MBB/FB)
	Pam Owens (Mother)	Western Carolina (WBB)
	Bryce McGowens (Brother)	Signed with Nebraska (MBB)
Jace Piatkowski	Eric Piatkowski (Father)	Nebraska (MBB)
Bret Porter	Budge Porter (Father)	Nebraska (FB)
	Mort Porter (Grandfather)	Nebraska (FB)
	Grove Porter (Great Grandfather)	Nebraska (FB)
Elijah Wood	Anthony Wood (Father)	Hampton (MBB)

NEBRASKA BOASTS HIGHEST EVER GSR SCORE

Nebraska student-athletes have posted a 94 percent NCAA Graduation Success Rate (GSR), continuing the Huskers' long tradition of being a national leader in the classroom. The NCAA released its GSR scores on Nov. 17, with Nebraska recording its highest all student-athlete rate for the eighth consecutive year. It also marked the third straight year Nebraska has achieved a GSR of 90 percent or higher.

- At the conference level, the 94 percent mark is tied for second among 14 Big Ten schools. On the national scale, Nebraska's GSR ranks in a tie for 10th among 65 Power Five Schools, and third among public institutions at the Power Five level.
- The Husker men's basketball program achieved a 100 percent GSR and was one of 13 Husker programs to post a 100 GSR in the latest rankings.
- The 94 percent GSR rate is another milestone for a program that has long been a national leader in academic and athletic achievement. Nebraska leads the nation with 340 CoSIDA Academic All-Americans in school history across all sports. Nebraska also leads the nation with 18 NCAA Today's Top 10 Award winners.

MISSING THAT HOME CROWD ADVANTAGE

With no fans allowed in 2020-21, Nebraska will miss out on the fan support which has ranked among the nation's best since moving into Pinnacle Bank Arena in 2013-14.

- Nebraska has ranked in the top 15 nationally in average attendance in each of the past seven seasons, averaging sellout crowds in the 15,000-seat arena.
- In 2019-20, the Huskers finished the home portion of their campaign averaging 15,605 fans per game for 16 home games. The average set NU's single-season record, breaking the mark of 15,569 per game set during the 2014-15 season despite posting a 7-25 record.
- Nebraska is one of nine schools in the country to average 15,000+ fans per contest in each of the last seven seasons (2014-20), joining Kentucky, Syracuse, Louisville, North Carolina, Wisconsin, Indiana, Kansas and Creighton.

LINCOLN NAMED HAPPIEST CITY IN U.S.

In December of 2020, *Men's Health* Magazine named Lincoln the "Happiest City in America." The factors included in the research methodology included well-being (based on predictive Twitter language) and mental health (rates of depression, suicides, and mental-health status) as well as community (local organization engagement), financial well-being (employment, income equality, home ownership, and access to adequate housing), environment (park and traffic proximity), and physical health (including activity levels, obesity, and sleep).

NEBRASKA HEAD COACH FRED HOIBERG

AT NEBRASKA (2019-PRESENT)

• Hired as Nebraska's 28th men's basketball coach on March 30, 2019, a position his grandfather (Jerry Bush) held for nine seasons from 1954 to 1963.

CHICAGO BULLS (2015-18)

- Coached the Chicago Bulls for three-plus seasons, posting a 115-155 record.
- Became just the fifth coach in franchise history to post a winning record in his debut season.
- Took the Bulls to the 2017 NBA Playoffs where they won the first two games against the top-seeded Boston Celtics, as the Bulls were the first No. 8 seed to take a 2-0 lead against a No. 1 seed since 1993.
- Was the fifth coach in NBA history to have each of his first two career playoff victories come on the road.

IOWA STATE (2010-15)

- Served as head coach at his alma mater for five seasons, posting a 115-56 record, which is the top winning percentage in school history (.673).
- Led the Cyclones to four straight NCAA Tournament appearances - a program record - while his 115 wins were the most in a five-year stretch in school history.
- Guided Iowa State to back-to-back Big 12 Tournament titles in 2014 and 2015.
- Produced four All-Americans, 12 All-Big 12 honorees and 10 players who played in the NBA.
- Named Big 12 Coach of the Year in 2012, as the Cyclones went from three conference wins to 12 in one season.
- Won 28 games and reached the NCAA Sweet 16 in 2014.
- Led the Big 12 in scoring offense in two of his last four seasons and topped the conference in 3-pointers four times in five years.

MINNESOTA TIMBERWOLVES (2005-10)

- Served as Vice President of Basketball Operations in 2009-10, overseeing the day-to-day operations of basketball programs including college and pro scouting, salary cap management and NBA Draft preparations.
- Was the Assistant General Manager for three seasons, helping the Timberwolves orchestrate a draft-day trade for five-time all-star Kevin Love in 2008.

AS AN NBA PLAYER (1995-2005)

- Spent 10 years in the NBA with the Indiana Pacers (four seasons), Chicago Bulls (four seasons) and Minnesota Timberwolves (two seasons) after being selected in the second round of the 1995 NBA Draft.
- Was a member of three NBA Playoff Teams, including a Timberwolves team that reached the 2004 Western Conference Finals.
- Shot 40 percent from 3-point range during his career and led the NBA in 3-point shooting in his final season (48.3, 2004-05).
- Ended his NBA career abruptly at the age of 33 after undergoing open-heart surgery to repair an aneurysm in his aortic root.

IOWA STATE PLAYING CAREER (1991-95)

- Started all four seasons at Iowa State, averaging 15.8 points, 6.9 rebounds, 2.8 assists and 1.6 steals per game in his collegiate career.
- His No. 32 was retired by Iowa State in 1997 and Hoiberg is a member of the ISU Hall of Fame.
- Garnered third-team All-America honors as a senior in 1994-95, averaging 19.9 points per game to help the Cyclones win a then-school-record 23 games and was named Big Eight Co-Male Athlete of the Year in 1995.
- Two-time Academic All-American who was inducted into the CoSIDA Academic Hall of Fame in 2016.



FRED HOIBERG'S COLLEGIATE COACHING RECORD

Year	School	Overall Record	Pct.	Conf. Record	Pct	Conf. Finish	Postseason
2010-11	Iowa State	16-16	.500	3-13	.188	12th	None
2011-12	Iowa State	23-11	.676	12-6	.677	T-3rd	NCAA Third Round
2012-13	Iowa State	23-12	.657	11-7	.611	T-4th	NCAA Third Round
2013-14	Iowa State	28-8	.778	11-7	.611	T-3rd	NCAA Sweet 16
2014-15	Iowa State	25-9	.735	12-6	.677	T-2nd	NCAA Second Round
2019-20	Nebraska	7-25	.219	2-18	.100	14th	None
2020-21	Nebraska	7-19	.269	3-16	.158	-	-
Totals		129-100	.563	54-73	.425		

THE LAST TIME...

Nebraska Team

Ranked in the top 5 (AP Poll) Never Happened
 Ranked in the top 10 (AP Poll) March 1, 1966
 Ranked in the top 20 (AP Poll) Jan. 2, 1995
 Ranked in the top 25 (AP Poll) Dec. 31, 2018 (No. 24)
 Ranked in the top 25 (USA Today Coaches Poll) Dec. 31, 2018 (No. 23)

Played AP Poll No. 1 ranked team lost at No. 1 Indiana (47-76), 2/13/2013
 Defeated AP Poll No. 1 ranked team at No. 1 Missouri (67-51), 2/6/1982
 Played AP Poll No. 2 ranked team lost at No. 2 Michigan (47-62), 1/9/13
 Defeated AP Poll No. 2 ranked team vs. No. 2 Oklahoma State (85-69), 2/5/1992
 Played Team Ranked 1-5 by AP lost at No. 5 Iowa (64-102), 3/4/2021
 Defeated Team Ranked 1-5 by AP vs. No. 3 Texas (70-67), 2/19/2011
 Played Team Ranked 6-10 by AP lost to No. 6 Illinois (72-77, OT), 2/12/2021
 Defeated Team Ranked 6-10 by AP vs. No. 9 Wisconsin (77-68), 3/9/2014
 Defeated Team Ranked 11-25 by AP vs. No. 21 Maryland (68-61), 3/14/2019
 Defeated Team Ranked 1-10 by AP on Road at No. 9 Michigan State (60-51), 2/16/2014
 Defeated Ranked Team by AP on Road vs. No. 25 Indiana (66-51), 1/14/2019

Scored 100 or more points 110; vs. Doane, 12/17/2020
 Scored 90 or more points 110; vs. Doane, 12/17/2020
 Scored 80 or more points 110; vs. Doane, 12/17/2020
 Scored less than 50 points 48; vs. Wisconsin, 2/10/2021
 Scored less than 40 points 38; at Oregon, 12/15/2012
 Shot 75% from the field 750, vs. Nebraska-Omaha (42-56), 1/25/1988 \$
 Shot 70% from the field 723; vs. UNC Wilmington (34-47), 12/5/1997
 Shot 60% from the field 628; vs. Northwestern (27-43), 2/3/2015

Made 50 or more free throws Never Happened
 Made 40 or more free throws 43, vs. Texas (43-59), 1/3/1996 - \$
 Made 30 or more free throws 37; vs. UTSA (37-50), 12/20/2017
 Made 25 or more free throws 25; vs. Illinois (25-30), 12/2/2018
 Attempted 60 or more free throws 60, vs. Kansas State (36-60), 1/11/1954 - \$
 Attempted 50 or more free throws 50, vs. UTSA (37-50), 12/20/2017
 Attempted 40 or more free throws 50, vs. UTSA (37-50), 12/20/2017
 Attempted 30 or more free throws 30; vs. South Dakota (21-30), 12/1/2020
 Shot 100% from the foul line (min 10 att.) 1.000; at Penn State (16-16), 1/19/2013
 Shot 95% from the foul line (min 10 att.) 1.000; at Penn State, (16-16), 1/19/2013
 Shot 90% from the foul line (min 10 att.) 913; vs. Oklahoma State (21-23), 12/16/2018

Made 20 or more 3-pointers Never Happened
 Made 15 or more 3-pointers 15; vs. Mississippi Valley State (15-37), 11/6/2018
 Made 10 or more 3-pointers 14; at Northwestern (14-33), 3/7/2021
 Made 0 3-pointers 0; vs. Jacksonville State (0-5), 12/18/2012
 Held Opponent to 0 3-pointers 0; Southeastern Louisiana, 11/22/2015
 Attempted 40 or more 3-pointers 41; vs. Nevada (9-41), 11/26/2020 \$
 Attempted 30 or more 3-pointers 33; at Northwestern (14-33), 3/7/2021
 Attempted 20 or more 3-pointers 33; at Northwestern (14-33), 3/7/2021
 Shot 75% from 3-point range (min. 10 att.) 750, vs. UT-Pan American (9-12), 12/2/2009 - \$
 Shot 60% from 3-point range (min. 10 att.) 647; vs. USC (11-17), 12/3/2012
 Shot 50% from 3-point range (min. 10 att.) 529; vs. Minnesota (9-17), 2/27/2021
 Shot 50% from 3-point range (min. 20 att.) 571; vs. Southern (12-21), 11/22/2019

Had 60 or more rebounds 60; vs. Oral Roberts, 12/22/1999
 Had 50 or more rebounds 44; vs. Doane, 12/17/2020

Had 30 or more assists 35, vs. Northeastern Illinois, 12/21/1994
 Had 25 or more assists 25; vs. Doane, 12/17/2020
 Had 20 or more assists 21; at Northwestern, 3/7/2021
 Had 15 or more assists 21; at Northwestern, 3/7/2021

Had 20 or more steals 23, vs. Texas Tech, 3/4/1999 - \$
 Had 15 or more steals 16, vs. McNeese State, 11/28/2020
 Had 10 or more steals 11, vs. Rutgers, 3/1/2021

Had 15 or more blocked shots 15, vs. Coppin State, Dec. 6, 1996 - \$
 Had 10 or more blocked shots 14; at Northwestern, 1/2/2018

Had 30 or more turnovers 31, at Creighton, 12/11/2005
 Had 20 or more turnovers 20; at Iowa, 3/4/2021
 Had 5 or less turnovers 5; vs. Purdue, 2/23/2019

Nebraska Player...

Had 20 or more points: 20; Kobe Webster at Northwestern, 3/7/2021
 Had 25 or more points: 25; Lat Mayen vs. Rutgers, 3/1/2021
 Had 30 or more points: 41; Teddy Allen vs. Penn State, 2/23/2021
 Had 40 or more points: 41; Teddy Allen vs. Penn State, 2/23/2021
 Had 20 or more points in a half (1st): 20; Lat Mayen vs. Rutgers (1st), 3/1/2021

Had No Player in Double Figures: vs. Ohio State, 1/21/2012
 Had Five Players with 10 or more points vs. Minnesota, 2/27/2021
 ...Dalano Banton (14), Derrick Walker (12), Trey McGowens (11), Kobe Webster (10), Thorir Thorbjarnarson (10)
 Had Six Players with 10 or more points vs. McNeese State, 11/25/2020
 Teddy Allen (14); Trey McGowens (14); Shamiel Stevenson (14) Dalano Banton;
 Kobe Webster (13); Lat Mayen (13)
 Two Huskers with 20 or more points, same game: vs. Michigan State, 1/2/2021
 Teddy Allen (23) and Trey McGowens (20)
 Three Huskers with 20 or more points, same game: Iowa, 3/10/2019
 James Palmer Jr. (30), Glynn Watson Jr. (23), Isaiah Roby (23)
 Two Huskers with 30 or more points, same game: vs. Oregon, 11/25/1995
 Tyronn Lue (30) & Jaron Boone (30) - only time in school history

Had 10 or more rebounds: 13; Lat Mayen at Iowa, 3/4/2021
 Had 15 or more rebounds: 19; Yvan Ouedraogo vs. Northwestern, 3/1/2020
 Had 20 or more rebounds: 21, Kimani Ffriend vs. Oral Roberts, 12/22/1999
 Had 25 or more rebounds: 26, Bill Johnson vs. Iowa State, 1/4/1954 - \$
 Two Huskers with 10 or more rebounds, same game: vs. Doane, 12/17/2020
 (Yvan Ouedraogo-13; Dalano Banton-11)
 Three Huskers with 10 or more rebounds, same game: vs. Texas Tech, 1/19/2000
 (Steffon Bradford 16; Kimani Ffriend 12; Louis Truscott 11)

Had 5 or more 3-pointers: 7; Kobe Webster at Northwestern (7-12), 3/7/2021
 Had 6 or more 3-pointers: 7; Kobe Webster at Northwestern (7-12), 3/7/2021
 Had 7 or more 3-pointers: 7; Kobe Webster at Northwestern (7-12), 3/7/2021
 Had 8 or more 3-pointers: 8; Cary Cochran, vs. Baylor (8-13), 2/27/2002 - \$

Had 5 or more assists: 6; Thorir Thorbjarnarson, 5 Trey McGowens and Kobe Webster
 at Northwestern, 3/7/21
 Had 10 or more assists: 10; Dalano Banton vs. Doane, 12/17/2020
 Had 15 or more assists: 15; Charles Richardson vs. Rutgers, 12/2/2006
 Had 18 or more assists: 18; Brian Carr, at Evansville, 1/3/1985 - \$

Had 5 or more blocked shots: 5; Isaiah Roby vs. Northwestern, 2/16/2019
 Had 6 or more blocked shots: 6; Isaiah Roby vs. Eastern Illinois, 11/11/2017
 Had 7 or more blocked shots: 7; John Turek vs. Colorado, 3/2/2005
 Had 9 or more blocked shots: 9; Mikki Moore vs. Coppin State, 12/6/1996 - \$
 Had 10 or more blocked shots: Never Happened

Had 5 or more steals: 5; Teddy Allen vs. North Dakota State, 11/28/2020
 Had 6 or more steals: 6; Glynn Watson Jr. vs. Long Beach State, 11/26/2017
 Had 7 or more steals: 7; Brandon Richardson at Ohio State, 1/3/2012
 Had 8 or more steals: 8, Cookie Belcher vs. Oklahoma St., 2/7/2001 - \$
 Had 10 or more steals: Never Happened


Had Triple-Double (Points/Rebounds/Assists):
 10; Dalano Banton vs. Doane, 12/17/2020 (13/11/10)
 Had Two Players with Double-Doubles:
 Yvan Ouedraogo and Dalano Banton vs. Doane (12/17/2020)
 Had Double-Double (Points/Assists): 10; Dalano Banton vs. Doane, 12/17/2020 (13/11/10)
 Had Double-Double (Points/Rebounds): Yvan Ouedraogo vs. Doane, 12/17/2020 (13/13)
 Had Double-Double (Points/Steals): Never Happened
 Had Double-Double (Points/Blocks): Never Happened

\$ - School Record - # - Tied School record
 As of 3/8/2021


2020-21 TELEVISION/RADIO ROSTER




2 | TREY MCGOWENS
Jr. | G | 6-4 | 191



3 | ELIJAH WOOD
Fr. | G | 6-5 | 174



4 | SHAMIEL STEVENSON
Jr. | G/F | 6-6 | 245




10 | KOBE WEBSTER
Sr. | G | 6-0 | 172




11 | LAT MAYEN
Jr. | F | 6-9 | 205



13 | DERRICK WALKER
Jr. | F | 6-8 | 232



14 | TREVOR LAKES
Sr. | F | 6-7 | 215



21 | JACE PIATKOWSKI
RFr. | G | 6-3 | 184




24 | YVAN OUEDRAOGO
So. | F | 6-9 | 245



30 | CHRIS MCGRAW
So. | G | 6-0 | 170




33 | AKOL AROP
So. | F | 6-5 | 203



34 | THORIR THORBJARNARSON
Sr. | G | 6-6 | 202




35 | EDUARDO ANDRE
Fr. | F | 6-10 | 228



44 | BRET PORTER
RFr. | F | 6-5 | 228



45 | DALANO BANTON
So. | G | 6-9 | 204



FRED HOIBERG
Head Coach



MATT ABDELMASSIH
Assistant Coach



ARMON GATES
Assistant Coach



DOC SADLER
Assistant Coach



BOBBY LUTZ
Special Assistant to the Head Coach



LUCA VIRGILIO
Director of Basketball Operations



TIM WILSON
Strength Coach



MATT HOLT
Video Coordinator



BUZZY CARUTHERS
Director of Player Development



R.J. PIETIG
Athletic Trainer




PAT NORRIS
Equipment Manager



SHERYL BURBACH
Assistant Director of Basketball Operations



JOHN HARRIS JR.
Graduate Manager



ATHAN KATSANTONIS
Graduate Manager

CONFERENCE TOURNAMENT RECORDS

INDIVIDUAL GAME

Points--42; Eric Piatkowski vs. Oklahoma, 1994
 Opponent--34; Jeff Webster, Oklahoma, 1994
 Field Goals--14; Eric Piatkowski vs. Oklahoma, 1994 (23 att.)
 Opponent--12; Jeff Webster, Oklahoma, 1994 (21 att.)
 Field Goal Attempts--23; Eric Piatkowski vs. Oklahoma,
 1994 (14 made); Tyronn Lue vs. Missouri, 1997 (10 made)
 Opponent--22; D.J., Newbill, Penn State, March 11, 2015 (9 made)
 Field Goals, No Misses--6; Andre Smith vs. Colorado, 1981
 Opponent--8; Ed Nealy, Kansas State, 1980
 3-Point Field Goals--6; Cary Cochran vs. Colorado, 2002 (11 att.)
 Opponent--6; Randy Rutherford, Oklahoma State, 1994 (11 att.);
 Blair Wilson, Colorado, 2002 (11 att.); Jake Layman, Maryland, 2016 (9 att.)
 3-Point Field Goal Attempts--11; Cary Cochran vs. Colorado, 2002 (6 made)
 Opponent--14; Mark Atkins, Missouri, 1994 (4 made)
 3-Point Field Goal Pct.--1.000; Clifford Scales vs. Oklahoma, 1991 (3-3);
 Marcus Perry, vs. Oklahoma, 2006 (3-3)
 Opponent--1.000; Muhammad-Ali Abdur-Rahkman, Michigan, 2018 (5-5)
 Free Throws--13; Tony Farmer, vs. Kansas, 1991 (16 att.)
 Opponent--12; Doug Smith, Missouri, 1991 (14 att.)
 Free Throw Attempts--16; Tony Farmer vs. Kansas, 1991 (13 made)
 Opponent--14; Doug Smith, Missouri, 1991 (12 made)
 Free Throws Made, No Misses--*12; Tony Farmer vs. Oklahoma, 1991
 Opponent--11; Mark Tucker, Oklahoma State, 1978
 Rebounds--16; Bruce Chubick vs. Missouri, 1994
 Opponent--20; Kevin Rogers, Baylor, 2009
 Assists--14; Brian Carr at Kansas, 1985
 Opponent--9; Lee Coward, Missouri, 1989
 Blocked Shots--5; Derrick Chandler vs. Kansas State, 1993; Isaiah Roby vs. Michigan, 2018
 Opponent--8; John Flippen, Baylor, 2000; Mike Watkins, Penn State, 2017
 Steals--8; Venson Hamilton vs. Texas Tech, 1999
 Opponent--6; Nick Bradford, Kansas, 1998
 Minutes--50; Andre Smith and Brian Banks at Kansas State, 1979
 Opponent--50; Glenn Marshall, Kansas State, 1979

INDIVIDUAL CAREER

Points--136; Eric Piatkowski, 1991-94 (8 games)
 Field Goals--45; Eric Piatkowski, 1991-94 (110 att., 8 games)
 Field Goal Attempts--110; Eric Piatkowski, 1991-94 (45 made, 8 games)
 Field Goal Percentage--.667; Mike Naderer, 1978-81 (24-36, 6 games)
 3-Point Field Goals--13; Eric Piatkowski, 1991-94 (47 att., 8 games);
 Erick Strickland, 1993-96 (30 att., 6 games)
 3-Point Field Goal Attempts--47; Eric Piatkowski, 1991-94 (13 made, 8 games)
 3-Point Field Goal Pct.--.556; Eric Johnson, 1988-89 (5-9, 2 games)
 Free Throws--33; Eric Piatkowski, 1991-94 (41 att., 8 games)
 Free Throw Attempts--41; Eric Piatkowski, 1991-94 (33 made, 8 games)
 Free Throw Percentage--.900; Jack Moore, 1980-82 (27-30, 5 games)
 Rebounds--54; Aleks Maric, 2005-08 (7 games)
 Assists--29; Brian Carr, 1984-87 (5 games)
 Blocked Shots--15; Venson Hamilton, 1996-99 (6 games)
 Steals--15; Venson Hamilton, 1996-99 (6 games)
 Minutes Played--255; Eric Piatkowski, 1991-94 (8 games)
 Minutes Per Game--*40.75; Brian Banks, 1977-79 (163 in 4 games)
 *Indicates overall tournament record

TEAM GAME

Points--117; vs. Oklahoma, 1991 (OT)
 Opponent--113; Oklahoma, 1991 (OT)
 Points in Half--59; vs. Oklahoma, 1991 (2nd)
 Opponent--59; Missouri, 1994 (2nd)
 Field Goals--38; vs. Oklahoma, 1991 (84 att.)
 Opponent--39; Missouri, 1989 (68 att.); Oklahoma, 1992 (73 att.)
 Field Goal Attempts--84; vs. Oklahoma, 1991 (38 made)
 Opponent--82; Missouri, 1994 (32 made)
 Field Goal Percentage--.646; vs. Oklahoma State, 1986 (31-48)
 Opponent--.610; Missouri, 1983 (25-41)

3-Point Field Goals--11; vs. Maryland, 2016 (31 att.)
 Opponent--13; Maryland, 2016 (22 att.)
 3-Point Field Goals Attempted--33; vs. Missouri, 2003 (10 made)
 Opponent--28; Missouri, 1994 (7 made)
 3-Point Field Goal Pct.--.571; vs. Kansas, 1991 (4-7)
 Opponent--.692; Oklahoma, 1992 (9-13)
 Free Throws--34; vs. Iowa State, 1983 (42 att.); Oklahoma, 1991 (41 att.)
 Opponent--37; Oklahoma, 1991 (51 att.)
 Free Throw Attempts--42; vs. Iowa State, 1983 (34 made)
 Opponent--*51; Oklahoma, 1991 (37 made)
 Free Throw Percentage--1.000; vs. Baylor, 2009 (10-10)
 Opponent--.923; Missouri, 1991 (12-13)
 Rebounds--55; vs. Oklahoma, 1991
 Opponent--53; Kansas, 1998
 Assists--22; vs. Oklahoma State, 1986
 Opponent--26; Kansas, 1998
 Blocked Shots--10; vs. Iowa State, 1996
 Opponent--16; Penn State, 2015
 Steals--23; vs. Texas Tech, 1999
 Opponent--15; Kansas, 1999

CONFERENCE TOURNAMENT HISTORY

BIG EIGHT

1977 (NU, 0-1)
at Kansas 61, Nebraska 58,
Tournament Champion: Kansas State
Regular-Season Champion: Kansas State

1978 (NU, 1-1)
Nebraska 71, Oklahoma State 63
Missouri 61, Nebraska 58
Tournament Champion: Missouri
Regular-Season Champion: Kansas

1979 (NU, 0-1)
at Kansas State 61, Nebraska 60 (2OT)
Tournament Champion: Oklahoma
Regular-Season Champion: Oklahoma

1980 (NU, 1-1)
Nebraska 75, Oklahoma 68
Kansas State 60, Nebraska 59
Jack Moore, All-Tournament
Regular-Season Champion: Missouri
Tournament Champion: Kansas State

1981 (NU, 0-1)
Colorado 70, Nebraska 66
Tournament Champion: Kansas
Regular-Season Champion: Missouri

1982 (NU, 1-1)
Nebraska 60, Oklahoma State 49
Missouri 58, Nebraska 53
Tournament Champion: Missouri
Regular-Season Champion: Missouri

1983 (NU, 1-1)
Nebraska 94, Iowa State 71
Missouri 69, Nebraska 63
Tournament Champion: Oklahoma St.
Regular-Season Champion: Missouri

1984 (NU, 0-1)
Kansas State 41, Nebraska 39
Tournament Champion: Kansas
Champion: Oklahoma St. (13-1, 29-5)

1985 (NU, 0-1)
at Kansas 74, Nebraska 69
Tournament Champion: Oklahoma
Champion: Oklahoma (13-1, 31-6)

1986 (NU, 1-1)
Nebraska 82, Oklahoma State 75
Iowa State 75, Nebraska 58
Bernard Day, All-Tournament
Tournament Champion: Kansas
Champion: Kansas (13-1, 35-4)

1987 (NU, 0-1)
Kansas State 47, Nebraska 45
Tournament Champion: Missouri
Regular-Season Champion: Missouri

1988 (NU, 0-1)
Kansas State 75, Nebraska 70
Tournament Champion: Oklahoma
Regular-Season Champion: Oklahoma

1989 (NU, 0-1)
Missouri 98, Nebraska 70
Tournament Champion: Missouri
Regular-Season Champion: Oklahoma

1990 (NU, 0-1)
Oklahoma 78, Nebraska 65
Tournament Champion: Oklahoma
Regular-Season Champion: Missouri

1991 (NU, 2-1)
Nebraska 117, Oklahoma 113 (OT)
Nebraska 87, Kansas 83
Missouri 90, Nebraska 82
Clifford Scales and Tony Farmer,
All-Tournament
Tournament Champion: Missouri
Regular-Season Co-Champions: Oklahoma St.; Kansas

1992 (NU, 0-1)
Oklahoma 107, Nebraska 85
Tournament Champion: Kansas
Regular-Season Champion: Kansas

1993 (NU, 0-1)
Kansas State 47, Nebraska 45
Tournament Champion: Missouri
Regular-Season Champion: Kansas

1994 (NU, 3-0)
Nebraska 105, Oklahoma 88
Nebraska 98, Missouri 91
Nebraska 77, Oklahoma State 66
Tournament Champion: Nebraska
Eric Piatkowski (MVP), Bruce Chubick
Jaron Boone, All Tournament
Regular-Season Champion: Missouri

1995 (NU, 0-1)
Oklahoma State 68, Nebraska 48
Tournament Champion: Oklahoma St.
Regular-Season Champion: Kansas

1996 (NU, 0-1)
Iowa State 62, Nebraska 60
Tournament Champion: Iowa State
Regular-Season Champion: Kansas

BIG 12

1997 (NU, 0-1)
Missouri 78, Nebraska 72
Tournament Champion: Kansas
Regular-Season Champion: Kansas

1998 (NU, 1-1)
Nebraska 65, Baylor 46
Kansas 91, Nebraska 59
Tournament Champion: Kansas
Regular-Season Champion: Kansas

1999 (NU, 1-1)
Nebraska 69, Texas Tech 50
Kansas 77, Nebraska 53
Tournament Champion: Kansas
Regular-Season Champion: Texas

2000 (NU, 0-1)
Baylor 63, Nebraska 55
Tournament Champion: Iowa State
Regular-Season Champion: Iowa State

2001 (NU, 0-1)
Kansas State 72, Nebraska 68
Tournament Champion: Oklahoma
Regular-Season Champion: Iowa State

2002 (NU, 0-1)
Colorado 67, Nebraska 60
Tournament Champion: Oklahoma
Regular-Season Champion: Kansas

2003 (NU, 0-1)
Missouri 70, Nebraska 61
Tournament Champion: Oklahoma
Regular-Season Champion: Kansas

2004 (NU, 0-1)
Oklahoma 63, Nebraska 59
Tournament Champion: Oklahoma St.
Regular-Season Champion: Oklahoma St.

2005 (NU, 0-1)
Missouri 70, Nebraska 67
Tournament Champion: Oklahoma St.
Regular-Season Co-Champions: Oklahoma, Kansas

2006 (NU, 2-1)
Nebraska 71, Missouri 64
Nebraska 69, Oklahoma 63
Kansas 79, Nebraska 65
Tournament Champion: Kansas
Regular-Season Co-Champions: Texas, Kansas

2007 (NU, 0-1)
Oklahoma State 54, Nebraska 39
Tournament Champion: Kansas
Regular-Season Champion: Kansas

2008 (NU, 1-1)
Nebraska 61, Missouri 56
Kansas 64, Nebraska 54
Tournament Champion: Kansas
Regular-Season Co-Champions: Texas & Kansas

2009 (NU, 0-1)
Baylor 65, Nebraska 49
Tournament Champion: Missouri
Regular-Season Champion: Kansas

2010 (NU, 1-1)
Nebraska 75, Missouri 60
Texas A&M 70, Nebraska 64
Tournament Champion: Kansas
Regular-Season Champion: Kansas

2011 (NU, 0-1)
Oklahoma State 53, Nebraska 52
Tournament Champion: Kansas
Regular-Season Champion: Kansas

BIG TEN

2012 (NU, 0-1)
Purdue 79, Nebraska 61
Tournament Champion: Michigan State
Regular-Season Co-Champions: Ohio State,
Michigan State, Michigan

2013 (NU, 1-1)
Nebraska 57, Purdue 55
Ohio State 70, Nebraska 51

Tournament Champion: Ohio State
Regular-Season Champion: Indiana

2014 (NU, 0-1)
Ohio State 71, Nebraska 67
Tournament Champion: Michigan State
Regular-Season Champion: Michigan

2015 (NU, 0-1)
Penn State 68, Nebraska 65
Tournament Champion: Wisconsin
Regular-Season Champion: Wisconsin

2016 (NU, 2-1)
Nebraska 89, Rutgers 72
Nebraska 70, Rutgers 58
Maryland 97, Nebraska 86
Shavon Shields, All-Tournament
Tournament Champion: Michigan State
Regular-Season Champion: Indiana

2017 (NU, 0-1)
Penn State 76, Nebraska 67 (OT)
Tournament Champion: Michigan
Regular-Season Champion: Purdue

2018 (NU, 0-1)
Michigan 77, Nebraska 58
Tournament Champion: Michigan
Regular-Season Champion: Michigan State

2019 (NU, 2-1)
Nebraska 68, Rutgers 61
Nebraska 69, Maryland 61
Wisconsin 66, Nebraska 82
James Palmer Jr., All-Tournament
Tournament Champion: Michigan State
Regular-Season Co-Champions: Michigan
State, Purdue

2020 (NU, 0-1)
Indiana 89, Nebraska 64
Tournament Champion: Not completed
Regular-Season Co-Champions: Wisconsin,
Michigan State, Maryland

BIG TEN TOURNEY RECORD VS. OPPONENT

Opponent	All-Time	B1G	B1G	B1G	B1G
	B1G Tourney	Tourney In Indy	Tourney In Chicago	Tourney In Wash. D.C.	Tourney New York City
Illinois	0-0	0-0	0-0	0-0	0-0
Indiana	0-1	0-1	0-0	0-0	0-0
Iowa	0-0	0-0	0-0	0-0	0-0
Maryland	1-1	0-1	1-0	0-0	0-0
Michigan	0-1	0-0	0-0	0-0	0-1
Michigan State	0-0	0-0	0-0	0-0	0-0
Minnesota	0-0	0-0	0-0	0-0	0-0
Northwestern	0-0	0-0	0-0	0-0	0-0
Ohio State	0-2	0-1	0-1	0-0	0-0
Penn State	0-2	0-0	0-1	0-1	0-0
Purdue	1-1	0-1	1-0	0-0	0-0
Rutgers	2-0	1-0	1-0	0-0	0-0
Wisconsin	1-1	1-0	0-1	0-0	0-0
Total	5-9	2-4	3-3	0-1	0-1

2020-21 GAME-BY-GAME COMPARISON

Team	FG-FGA	Pct.	3FG-3FGA	Pct.	FT-FTA	Pct.	O-D	Reb.	PF	A	TO	B	S	Pts.	W/L
McNeese State	21-55	.382	7-22	.318	6-14	.429	12-23	35	26	10	27	5	3	55	
at Nebraska	36-72	.500	10-24	.417	20-29	.690	17-28	45	15	19	10	4	16	102	W
Nevada	24-50	.480	6-21	.286	15-22	.682	10-39	49	27	12	21	1	3	69	
at Nebraska	18-62	.290	9-41	.220	21-30	.700	11-20	31	24	13	9	1	12	66	L
North Dakota State	20-69	.290	6-26	.250	11-16	.688	22-29	51	17	8	17	4	4	57	
at Nebraska	29-63	.460	9-32	.281	12-20	.600	10-32	42	16	15	10	4	11	79	W
South Dakota	23-65	.346	7-26	.354	16-21	.762	10-28	39	21	14	13	3	6	69	
at Nebraska	24-60	.400	7-24	.292	21-30	.700	11-35	46	20	10	15	3	9	76	W
Georgia Tech	26-58	.448	8-25	.320	15-20	.750	8-26	34	19	13	9	2	8	75	
at Nebraska	23-61	.377	8-23	.348	10-15	.667	15-27	42	19	14	16	1	3	64	L
at Creighton	38-73	.521	14-30	.467	8-13	.615	10-26	36	19	24	13	5	16	98	
Nebraska	25-57	.439	11-26	.423	13-22	.591	11-28	39	15	12	25	3	5	74	L
Doane	21-72	.292	13-46	.283	9-17	.529	9-25	34	18	15	13	2	6	64	
at Nebraska	41-74	.554	12-33	.364	16-25	.640	13-42	55	10	25	8	7	8	110	W
at No. 9 Wisconsin	22-55	.400	8-26	.308	15-15	1.000	6-34	40	12	14	11	1	0	67	
Nebraska	18-54	.333	8-27	.296	9-17	.529	6-25	31	15	12	9	6	6	53	L
No. 19 Michigan	30-59	.508	9-27	.333	11-14	.786	8-35	43	16	16	15	2	6	80	
Nebraska	25-64	.391	7-20	.350	12-20	.600	8-23	31	19	6	8	2	6	69	L
at No. 25 Ohio State	31-63	.492	12-32	.375	16-20	.800	11-34	45	18	16	10	3	5	90	
Nebraska	17-60	.283	5-33	.152	15-21	.714	13-22	35	20	3	15	3	6	54	L
No. 17 Michigan State	29-56	.518	7-23	.304	19-26	.731	9-20	29	21	12	13	5	6	84	
at Nebraska	27-55	.491	9-19	.474	14-19	.737	9-22	31	21	12	18	1	4	77	L
Indiana	30-65	.462	9-24	.375	15-25	.600	12-29	41	14	14	8	3	4	84	
at Nebraska	26-57	.456	9-23	.391	15-22	.682	5-25	30	19	16	9	2	4	76	L
at Michigan State	23-59	.390	6-23	.261	14-16	.875	12-35	47	24	16	22	7	7	66	
Nebraska	21-58	.362	3-17	.175	11-24	.458	10-24	34	18	11	17	6	12	56	L
at Minnesota	27-72	.375	8-36	.222	17-22	.773	16-30	46	24	15	11	4	4	79	
Nebraska	21-57	.368	3-15	.200	16-25	.640	11-32	43	22	12	18	5	6	61	L
No. 21 Wisconsin	20-62	.323	9-32	.281	12-17	.706	10-28	38	16	12	8	3	9	61	
at Nebraska	18-49	.367	5-15	.333	7-17	.412	8-33	41	19	13	17	2	5	48	L
No. 6 Illinois	28-58	.483	7-21	.333	14-22	.636	9-30	39	19	15	13	8	6	77	
Nebraska	24-65	.369	7-20	.350	17-25	.680	15-25	40	20	12	13	5	7	72	L (OT)
at Penn State	21-65	.323	9-31	.290	10-12	.833	13-26	39	9	13	12	3	7	61	
Nebraska	27-56	.482	7-19	.368	1-3	.333	5-30	35	12	19	16	6	7	62	W
at Maryland	23-53	.434	9-29	.310	9-10	.900	6-37	43	13	9	17	3	5	64	
Nebraska	18-54	.333	8-28	.286	6-12	.500	3-25	28	16	8	11	2	13	50	L
at Maryland	29-61	.475	13-33	.394	8-12	.667	7-23	30	9	18	4	4	8	79	
Nebraska	24-56	.429	13-28	.464	10-12	.833	4-26	30	16	12	11	2	2	71	L
Purdue	30-64	.469	10-32	.313	5-10	.500	11-37	48	15	16	14	4	8	75	
at Nebraska	22-63	.349	9-28	.321	5-14	.357	9-28	37	13	14	11	4	5	58	L
Penn State	28-70	.400	14-37	.378	16-19	.842	16-26	42	17	19	15	1	14	86	
at Nebraska	30-56	.536	12-25	.480	11-15	.733	2-27	29	19	16	18	3	7	83	L
at No. 5 Illinois	30-62	.484	4-23	.174	22-29	.759	12-31	43	20	13	14	2	8	86	
Nebraska	27-61	.443	5-21	.238	11-16	.686	5-24	29	25	8	15	2	4	70	L
Minnesota	24-70	.343	8-30	.267	18-24	.750	16-22	38	16	7	9	3	7	74	
at Nebraska	30-55	.545	9-17	.529	9-16	.563	8-32	40	21	19	18	5	7	78	W
Rutgers	22-57	.386	3-23	.130	4-6	.667	8-22	30	13	6	13	6	6	51	
at Nebraska	28-54	.519	8-24	.333	8-13	.615	8-30	38	10	19	14	1	11	72	W
at No. 5 Iowa	38-75	.514	16-43	.372	10-16	.626	9-36	45	10	25	8	7	12	102	
Nebraska	22-65	.338	12-36	.333	8-10	.800	8-30	38	11	14	20	2	3	64	L
at Northwestern	32-60	.533	11-25	.440	4-9	.444	7-22	29	16	12	8	3	8	79	
Nebraska	26-56	.464	14-33	.424	12-16	.750	8-22	30	15	21	15	1	6	78	L

2020-21 SUPERLATIVES

2020-21 NEBRASKA TEAM GAME HIGHS

POINTS	110	DOANE (12/17/20)
	102	MCNEESE (11/25/20)
FIELD GOALS MADE	41	DOANE (12/17/20)
	36	MCNEESE (11/25/20)
FIELD GOAL ATTEMPTS	74	DOANE (12/17/20)
	72	MCNEESE (11/25/20)
FIELD GOAL PERCENTAGE	.554 (41-74)	DOANE (12/17/20)
	.545 (30-55)	MINNESOTA (2/27/21)
3 PT FIELD GOALS MADE	14	at Northwestern (3/7/21)
	13	at Maryland (2/17/21)
3 PT FG ATTEMPTS	41	NEVADA (11/26/20)
	36	at Iowa (3/4/21)
3 PT FG PERCENTAGE	.529 (9-17)	MINNESOTA (2/27/21)
	.480 (12-25)	PENN ST. (2/23/21)
FREE THROWS MADE	21	SOUTH DAKOTA (12/01/20)
	21	NEVADA (11/26/20)
FREE THROW ATTEMPTS	30	SOUTH DAKOTA (12/01/20)
	30	NEVADA (11/26/20)
FREE THROW PERCENTAGE	.833 (10-12)	at Maryland (2/17/21)
	.800 (8-10)	at Iowa (3/4/21)
REBOUNDS	55	DOANE (12/17/20)
	46	SOUTH DAKOTA (12/01/20)
ASSISTS	25	DOANE (12/17/20)
	21	at Northwestern (3/7/21)
STEALS	16	MCNEESE (11/25/20)
	13	at Maryland (2/16/21)
BLOCKED SHOTS	7	DOANE (12/17/20)
	6	at Penn St. (2/14/21)
	6	at Michigan St. (02/06/21)
	6	at Wisconsin (12/22/20)
TURNOVERS	25	at Creighton (12-11-20)
FOULS	25	at Illinois (2/25/21)

2020-21 OPPONENT TEAM GAME HIGHS

POINTS	102	at Iowa (3/4/21)
	98	at Creighton (12-11-20)
FIELD GOALS MADE	38	at Iowa (3/4/21)
	38	at Creighton (12-11-20)
FIELD GOAL ATTEMPTS	74	at Iowa (3/4/21)
	73	at Creighton (12-11-20)
FIELD GOAL PERCENTAGE	.533 (32-60)	at Northwestern (3/7/21)
	.521 (38-73)	at Creighton (12-11-20)
3 PT FIELD GOALS MADE	16	at Iowa (3/4/21)
	14	PENN ST. (2/23/21)
	14	at Creighton (12-11-20)
3 PT FG ATTEMPTS	46	DOANE (12/17/20)
	43	at Iowa (3/4/21)
3 PT FG PERCENTAGE	.467 (14-30)	at Creighton (12-11-20)
	.440 (11-25)	at Northwestern (3/7/21)
FREE THROWS MADE	22	at Illinois (2/25/21)
	19	MICHIGAN ST. (01/02/21)
FREE THROW ATTEMPTS	29	at Illinois (2/25/21)
	26	MICHIGAN ST. (01/02/21)
FREE THROW PERCENTAGE	1.000 (15-15)	at Wisconsin (12/22/20)
	.900 (9-10)	at Maryland (2/16/21)
REBOUNDS	51	NORTH DAKOTA ST. (11/28/20)
	49	NEVADA (11/26/20)
ASSISTS	25	at Iowa (3/4/21)
	24	at Creighton (12-11-20)
STEALS	16	at Creighton (12-11-20)
	14	PENN ST. (2/23/21)
BLOCKED SHOTS	8	ILLINOIS (2/12/21)
	7	at Iowa (3/4/21)
	7	at Michigan St. (02/06/21)
TURNOVERS	27	MCNEESE (11/25/20)
FOULS	27	NEVADA (11/26/20)

2020-21 NEBRASKA TEAM GAME LOWS

POINTS	48	WISCONSIN (2/10/21)
	50	at Maryland (2/16/21)
FIELD GOALS MADE	17	at Ohio St. (12/30/20)
FIELD GOAL ATTEMPTS	49	WISCONSIN (2/10/21)
	54	at Wisconsin (12/22/20)
	54	at Maryland (2/16/21)
	54	RUTGERS (3/1/21)
FIELD GOAL PERCENTAGE	.283 (17-60)	at Ohio St. (12/30/20)
	.290 (18-62)	NEVADA (11/26/20)
3 PT FIELD GOALS MADE	3	at Michigan St. (02/06/21)
	3	at Minnesota (2/8/21)
3 PT FG ATTEMPTS	15	at Minnesota (2/8/21)
	15	WISCONSIN (2/10/21)
3 PT FG PERCENTAGE	.152 (5-33)	at Ohio St. (12/30/20)
	.176 (3-17)	at Michigan St. (02/06/21)
FREE THROWS MADE	1	at Penn St. (2/14/21)
	5	PURDUE (2/20/21)
FREE THROW ATTEMPTS	3	at Penn St. (2/14/21)
	10	at Iowa (3/4/21)
FREE THROW PERCENTAGE	.333 (1-3)	at Penn St. (2/14/21)
	.357 (5-14)	PURDUE (2/20/21)
REBOUNDS	28	at Maryland (2/16/21)
ASSISTS	3	at Ohio St. (12/30/20)
	6	MICHIGAN (12/25/20)
STEALS	2	at Maryland (2/17/21)
BLOCKED SHOTS	1	NEVADA (11/26/20)
	1	GEORGIA TECH (12/09/20)
	1	MICHIGAN ST. (01/02/21)
	1	RUTGERS (3/1/21)
	1	at Northwestern (3/7/21)
TURNOVERS	8	DOANE (12/17/20)
	8	MICHIGAN (12/25/20)
FOULS	10	RUTGERS (3/1/21)

2020-21 OPPONENT TEAM GAME LOWS

POINTS	51	RUTGERS (3/1/21)
	55	MCNEESE (11/25/20)
FIELD GOALS MADE	20	NORTH DAKOTA ST. (11/28/20)
	20	WISCONSIN (2/10/21)
FIELD GOAL ATTEMPTS	50	NEVADA (11/26/20)
	53	at Maryland (2/16/21)
FIELD GOAL PERCENTAGE	.290 (20-69)	NORTH DAKOTA ST. (11/28/20)
	.292 (21-72)	DOANE (12/17/20)
3 PT FIELD GOALS MADE	3	RUTGERS (3/1/21)
	4	at Illinois (2/25/21)
3 PT FG ATTEMPTS	21	NEVADA (11/26/20)
	21	ILLINOIS (2/12/21)
3 PT FG PERCENTAGE	.130 (3-23)	RUTGERS (3/1/21)
	.174 (4-23)	at Illinois (2/25/21)
FREE THROWS MADE	4	RUTGERS (3/1/21)
	4	at Northwestern (3/7/21)
FREE THROW ATTEMPTS	6	RUTGERS (3/1/21)
	9	at Northwestern (3/7/21)
FREE THROW PERCENTAGE	.429 (6-14)	MCNEESE (11/25/20)
	.444 (4-9)	at Northwestern (3/7/21)
REBOUNDS	28	RUTGERS (3/1/21)
	29	MICHIGAN ST. (01/02/21)
	29	at Northwestern (3/7/21)
ASSISTS	6	RUTGERS (3/1/21)
	7	MINNESOTA (2/27/21)
STEALS	0	at Wisconsin (12/22/20)
BLOCKED SHOTS	1	NEVADA (11/26/20)
	1	at Wisconsin (12/22/20)
	1	PENN ST. (2/23/21)
TURNOVERS	4	at Maryland (2/17/21)
FOULS	9	at Penn St. (2/14/21)
	9	at Maryland (2/17/21)

2020-21 SUPERLATIVES

NEBRASKA WIN/LOSS MARGIN

	1	2	3	4	5	6	7	8	9	10	11	12	13	14	15	16	17	18	19	20	+20	
Husker Wins	1	0	0	1	0	0	1	0	0	0	0	0	0	0	0	0	0	0	0	0	0	4
Husker Losses	1	0	2	0	1	0	1	2	0	1	2	0	1	2	0	1	1	1	0	0	0	3

2020-21 NEBRASKA INDIVIDUAL GAME HIGHS

Points	41	Allen, Teddy vs Penn St. (2/23/21)
	26	Allen, Teddy at Creighton (12-11-20)
Field Goals Made	16	Allen, Teddy vs Penn St. (2/23/21)
	10	Allen, Teddy vs Michigan St. (01/02/21)
	10	Allen, Teddy at Creighton (12-11-20)
Field Goal Att.	24	Allen, Teddy vs Penn St. (2/23/21)
	22	Allen, Teddy vs Michigan (12/25/20)
FG Pct (min 5 made)	.818 (9-11)	Mayen, Lat vs Rutgers (3/1/21)
	.778 (7-9)	Webster, Kobe vs Georgia Tech (12/09/20)
3-Point FG Made	7	Webster, Kobe at Northwestern (3/7/21)
	6	Allen, Teddy vs Penn St. (2/23/21)
	6	Webster, Kobe vs Georgia Tech (12/09/20)
3-Point FG Att.	12	Webster, Kobe at Northwestern (3/7/21)
	11	Banton, Dalano vs Nevada (11/26/20)
3-Pt FG Pct (min 2 made)	1.000 (3-3)	McGowens, Trey at Creighton (12-11-20)
	1.000 (2-2)	McGowens, Trey vs Rutgers (3/1/21)
	1.000 (2-2)	McGowens, Trey vs Purdue (2/20/21)
	1.000 (2-2)	McGowens, Trey vs Michigan St. (01/02/21)
	1.000 (2-2)	McGowens, Trey vs Michigan (12/25/20)
	1.000 (2-2)	McGowens, Trey vs McNeese (11/25/20)
Free Throws Made	9	Allen, Teddy vs Nevada (11/26/20)
	7	Ouedraogo, Yvan vs Doane (12/17/20)
	7	Allen, Teddy vs South Dakota (12/01/20)
Free Throw Att.	13	Allen, Teddy vs Nevada (11/26/20)
	11	Allen, Teddy vs South Dakota (12/01/20)
FT Pct (min 4 made)	1.000 (5-5)	Allen, Teddy at Maryland (2/17/21)
	1.000 (5-5)	Allen, Teddy vs Illinois (2/12/21)
	1.000 (4-4)	Stevenson, Shamiel vs Doane (12/17/20)
Rebounds	13	Mayen, Lat at Iowa (3/4/21)
	13	Ouedraogo, Yvan vs Doane (12/17/20)
Assists	10	Banton, Dalano vs Doane (12/17/20)
	8	Banton, Dalano vs North Dakota St. (11/28/20)
Steals	5	Allen, Teddy vs North Dakota St. (11/28/20)
	5	Allen, Teddy vs Nevada (11/26/20)
Blocked Shots	4	Banton, Dalano vs McNeese (11/25/20)
	3	Walker, Derrick vs Minnesota (2/27/21)
	3	Mayen, Lat at Wisconsin (12/22/20)
	3	Banton, Dalano vs Doane (12/17/20)
Turnovers	5	Banton, Dalano at Iowa (3/4/21)
	5	McGowens, Trey at Iowa (3/4/21)
	5	Allen, Teddy vs Wisconsin (2/10/21)
	5	Banton, Dalano at Minnesota (2/8/21)
	5	Stevenson, Shamiel at Minnesota (2/8/21)
	5	Banton, Dalano vs Georgia Tech (12/09/20)
Minutes	39	Allen, Teddy vs Indiana (01/10/21)
	38	Allen, Teddy vs Penn St. (2/23/21)
	38	Mayen, Lat vs Illinois (2/12/21)
	38	Banton, Dalano vs Nevada (11/26/20)

2020-21 OPPONENT INDIVIDUAL GAME HIGHS

Points	41	Marcus Carr vs Minnesota (2/27/21)
	31	Ayo Dosunmu vs Illinois (2/12/21)
Field Goals Made	12	Ayo Dosunmu vs Illinois (2/12/21)
	11	Marcus Carr vs Minnesota (2/27/21)
Field Goal Att.	27	Marcus Carr vs Minnesota (2/27/21)
	23	Ayo Dosunmu vs Illinois (2/12/21)
FG Pct (min 5 made)	1.000 (5-5)	Zed Key at Ohio St. (12/30/20)
	1.000 (5-5)	Christian Bishop at Creighton (12-11-20)
3-Point FG Made	8	Jordan Bohannon at Iowa (3/4/21)
	6	Marcus Carr vs Minnesota (2/27/21)
	6	Myreon Jones vs Penn St. (2/23/21)
	6	Justin Ahrens at Ohio St. (12/30/20)
3-Point FG Att.	15	Marcus Carr vs Minnesota (2/27/21)
	12	Jordan Bohannon at Iowa (3/4/21)
	12	Myreon Jones vs Penn St. (2/23/21)
3-Pt FG Pct (min 2 made)	.750 (3-4)	Jairus Hamilton at Maryland (2/16/21)
	.750 (3-4)	Trey Winkler vs Doane (12/17/20)
Free Throws Made	13	Marcus Carr vs Minnesota (2/27/21)
	9	Trayce Jackson-Davis vs Indiana (01/10/21)
	9	Grant Sheffield vs Nevada (11/26/20)
Free Throw Att.	16	Marcus Carr vs Minnesota (2/27/21)
	14	Trayce Jackson-Davis vs Indiana (01/10/21)
FT Pct (min 4 made)	1.000 (6-6)	Marcus Carr at Minnesota (2/8/21)
	1.000 (6-6)	Foster Loyer at Michigan St. (02/06/21)
	1.000 (6-6)	Seth Towns at Ohio St. (12/30/20)
	1.000 (5-5)	Marcus Zegarowski at Creighton (12-11-20)
	1.000 (4-4)	Trent Frazier at Illinois (2/25/21)
	1.000 (4-4)	Eric Ayala at Maryland (2/17/21)
	1.000 (4-4)	Aaron Wiggins at Maryland (2/16/21)
	1.000 (4-4)	John Harrar at Penn St. (2/14/21)
	1.000 (4-4)	Nate Reuvers vs Wisconsin (2/10/21)
	1.000 (4-4)	Joshua Langford vs Michigan St. (01/02/21)
	1.000 (4-4)	Aleem Ford at Wisconsin (12/22/20)
	1.000 (4-4)	Nate Reuvers at Wisconsin (12/22/20)
	1.000 (4-4)	Rocky Kreuser vs North Dakota St. (11/28/20)
	1.000 (4-4)	K.J. Hymes vs Nevada (11/26/20)
Rebounds	15	Hunter Dickinson vs Michigan (12/25/20)
	14	John Harrar vs Penn St. (2/23/21)
Assists	8	Connor McCaffery at Iowa (3/4/21)
	8	Andre Curbelo at Illinois (2/25/21)
	8	Donta Scott at Maryland (2/17/21)
	8	Marcus Carr at Minnesota (2/8/21)
Steals	4	Marcus Carr vs Minnesota (2/27/21)
	4	Da'Monte Williams at Illinois (2/25/21)
	4	Jamari Wheeler vs Penn St. (2/23/21)
	4	Ayo Dosunmu vs Illinois (2/12/21)
	4	Marcus Zegarowski at Creighton (12-11-20)
	4	Mitch Ballock at Creighton (12-11-20)
Blocked Shots	4	Luka Garza at Iowa (3/4/21)
	4	Myles Johnson vs Rutgers (3/1/21)
	4	Kofi Cockburn vs Illinois (2/12/21)
Turnovers	7	Collin Warren vs McNeese (11/25/20)
	6	Grant Sheffield vs Nevada (11/26/20)

2020-21 RECORD BY STARTING LINEUP

No.	Starting Lineup	Record
1.	Allen, Banton, Mayen, McGowens, Thorbjarnarson	4-3
2.	Allen, Banton, Mayen, McGowens, Ouedraogo	0-4
3.	Allen, Banton, Mayen, McGowens, Walker	1-9
4.	Banton, Lakes, Mayen, McGowens, Walker	0-1
5.	Banton, Mayen, Thorbjarnarson, Walker, Webster	2-2

RECAPS

(-----Nebraska Individual Leaders-----)

Date	Opponent	Result	Record (B1G)	Attend.	Points	Rebounds	Assists	Steals
11/25	McNeese State	W, 102-55	1-0 (0-0)	N/A	Allen, McGowens, Banton, Stevenson (14)	Ouedraogo (7)	Banton (6)	Allen, McGowens, Banton (3)
11/26	Nevada	L, 66-69	1-1 (0-0)	N/A	Banton (18)	Banton (7)	Banton (5)	Allen (5)
11/27	North Dakota State	W, 79-57	2-1 (0-0)	N/A	Allen (22)	Banton (9)	Banton (8)	Allen (5)
12/3	South Dakota	W, 76-69	3-1 (0-0)	N/A	Allen (23)	Mayen (12)	Mayen, McGowens (4)	Banton (3)
12/9	Georgia Tech	L, 64-75	3-2 (0-0)	N/A	Webster (20)	Banton, McGowens (9)	Banton (6)	Allen, Banton, Thorbjarnarson (1)
12/11	at No. 8 Creighton	L, 74-98	3-3 (0-0)	N/A	Allen (26)	Allen (9)	Thorbjarnarson (3)	Allen, Banton (2)
12/17	Doane	W, 110-64	4-3 (0-0)	N/A	Allen (16)	Ouedraogo (13)	Banton (10)	Allen, McGowens, Stevenson (2)
12/22	at No. 9 Wisconsin	L, 53-67	4-4 (0-1)	N/A	Banton (15)	Banton (8)	Banton (4)	Mayen (2)
12/25	No. 19 Michigan	L, 69-80	4-5 (0-2)	N/A	Allen (25)	Ouedraogo, Allen (6)	Banton (3)	McGowens (3)
12/30	at No. 25 Ohio State	L, 54-90	4-6 (0-3)	N/A	Allen (13)	Banton (8)	Allen (2)	Thorbjarnarson (2)
1/2	No. 17 Michigan State	L, 77-84	4-7 (0-4)	N/A	Allen (23)	Allen (6)	Banton (4)	Mayen, Ouedraogo, McGowens, Allen (1)
1/10	Indiana	L, 77-84	4-8 (0-5)	N/A	Allen (21)	Allen, McGowens, Banton (6)	Banton (7)	McGowens, Walker (2)
2/6	at Michigan State	L, 56-66	4-9 (0-6)	N/A	McGowens (13)	Banton (6)	McGowens (3)	McGowens (3)
2/8	at Minnesota	L, 61-78	4-10 (0-7)	N/A	Mayen (15)	Mayen, McGowens, Stevenson (6)	Banton (6)	Six players (1)
2/10	No. 21 Wisconsin	L, 48-61	4-11 (0-8)	N/A	Mayen (14)	Banton (10)	Banton (5)	Walker, Stevenson (2)
2/12	No. 6 Illinois	L, 72-77 (ot)	4-12 (0-9)	N/A	Mayen (16)	Walker, Allen (8)	Walker (3)	Thorbjarnarson (2)
2/14	at Penn State	W, 62-61	5-12 (1-9)	N/A	Allen (14)	Allen (6)	Banton (6)	McGowens (3)
2/16	at Maryland	L, 50-64	5-13 (1-10)	N/A	Allen (18)	Allen (5)	Banton (3)	McGowens (3)
2/17	at Maryland	L, 71-79	5-14 (1-11)	N/A	Allen (25)	Banton (7)	Banton (4)	Walker, Stevenson (1)
2/20	Purdue	L, 58-75	5-15 (1-12)	N/A	Stevenson (10)	Ouedraogo (8)	Thorbjarnarson (4)	Five players (1)
2/23	Penn State	L, 83-86	5-16 (1-13)	N/A	Allen (41)	Allen (8)	Allen (6)	McGowens, Thorbjarnarson (2)
2/25	at No. 5 Illinois	L, 70-86	5-17 (1-14)	N/A	McGowens (18)	Walker (5)	Thorbjarnarson (2)	McGowens (2)
2/27	Minnesota	W, 78-74	6-17 (2-14)	N/A	Banton (14)	Walker (9)	McGowens (5)	McGowens, Allen, Webster (2)
3/1	Rutgers	W, 72-51	7-17 (3-14)	N/A	Mayen (25)	Thorbjarnarson (7)	McGowens, Thorbjarnarson (5)	Thorbjarnarson (4)
3/4	at No. 5 Iowa	L, 64-102	7-18 (3-15)	N/A	Webster (17)	Mayen (13)	Thorbjarnarson (5)	McGowens, Thorbjarnarson, Ouedraogo (1)
3/7	at Northwestern	L, 78-79	7-19 (3-16)	N/A	Webster (23)	Thorbjarnarson (8)	Thorbjarnarson (6)	Mayen (2), Walker (2)

THE LAST TIME...

	Nebraska...	A Nebraska Opponent...
Scored 100 or more points.....	110; vs. Doane, 12/17/20	104; at Iowa, 3/4/2021
Scored 90 or more points.....	110; vs. Doane, 12/17/20	104; at Iowa, 3/4/2021
Scored 41 to 50 points.....	48; Wisconsin, 2/10/21	50; Northwestern, 2/16/19
Scored 40 or fewer points.....	38; at Oregon, 12/15/12	38; Southwest Minnesota State, 12/28/18
Shot 70% from the field.....	.723; vs. UNC Wilmington 12/5/97 (34-47)	.723; Kansas, 2/2/85 (34-47)
Shot 60% from the field.....	.628; vs. Northwestern, 2/3/15 (27-43)	.630; Michigan, 3/5/17 (34-54)
Shot 90% from the free throw line (Min 10 attempts).....	.909; vs. Southwest Minnesota State, 12/28/18 (10-11)	.900; at Maryland, 2/16/21 (9-10)
Made 10, 3-Point Field Goals.....	14; at Northwestern, 3/7/2021 (14-33)	11; at Northwestern, 3/7/2021 (11-25)
Had 60 rebounds.....	60; vs. Oral Roberts, 12/22/99	62; Colorado, 2/15/75
Had 50 rebounds.....	55; vs. Doane (12/17/20)	51, North Dakota State, 11/28/20
Had 30 assists.....	35, vs. Northeastern Illinois, 12/21/94	32; at Minnesota, 3/8/20
Had 15 steals.....	16, vs. McNeese State, 11/25/20	16; at Creighton, 12/11/2020
Had 10 blocked shots.....	14; at Northwestern, 1/2/18	12; vs. Indiana (BTT), 3/11/20
Had 10 or fewer turnovers.....	9; vs. Indiana (1/10/20)	8; at Iowa, 3/4/2021
Had 20 or more turnovers.....	20;	22; at Michigan State, 2/6/21
Had three players with 20 points.....	vs. Iowa, 3/10/19	Michigan, 1/14/17
.....	(Palmer Jr. 27; Watson Jr. 23; Roby 23)	(Wagner 23, Irvin 21, Walton 20)
Had three players with 10 rebounds.....	vs. Texas Tech, 1/19/00	at Kansas, 1/9/02
.....	(Bradford 16, Ffriend 12, Truscott 11)	(Collision 13, Gooden 12, Simien 10)
Had five players reach double-figure points.....	vs. Minnesota, 2/27/21	Northwestern, 3/7/21
.....	(Banton-14; Walker-12; McGowens-11; Webster-10; Thorbjarnarson-10)	(Audige-14; Nance-13; Kopp-12; Beran-11; Buie-11; Berry-10)
Had a player score 40 points.....	41; Teddy Allen vs. Penn State 2/23/21	41; Marcus Carr, Minnesota, 2/27/21
Had a player score 30 points.....	41; Teddy Allen vs. Penn State 2/23/21	31; Ayo Dosunmu, Illinois, 2/12/21
Had a player grab 15 rebounds.....	19; Yvan Ouedraogo, 3/1/20	15; Hunter Dickinson, Michigan, 12/25/20
Had a player dish out 10 assists.....	10; Dalano Banton, 12/17/20	11; Marcus Carr, at Minnesota, 3/8/20
Had a player collect five steals.....	5; Teddy Allen vs. North Dakota State, 11/28/20	7; Josh Reeves, Penn State, 2/25/18
Had a player block five shots.....	5; Isaiah Roby vs. Maryland, 2/6/18	5; E.J. Liddel, Ohio State, 2/27/20
Had a player with a triple double.....	13 pt/11 reb/10 asst.; Dalano Banton vs. Doane, 12/17/20	

MISC REVIEW

Nebraska Record When:	All (W)	All (L)	H (W)	H (L)	A (W)	A (L)						
Ahead at Halftime	6	1	6	1	0	0	Rebounds are Even	0	1	0	0	1
Behind at Halftime	0	18	0	9	0	9	Committing More TOs than Opp	4	12	3	5	1
Tied at Halftime	1	0	0	0	1	0	Committing Fewer TOs than Opp	3	6	3	4	0
Bench Outscores Opponent's	4	8	3	5	1	3	Turnovers are Even	0	1	0	1	0
Opponent Bench Outscores NU	3	10	3	5	0	5	Leading with 5:00 left	7	1	6	1	1
Bench scoring is even	0	1	0	0	0	1	Trailing with 5:00 left	0	16	0	7	0
Shooting 50% or Better	4	1	4	1	0	0	Tied with 5:00 left	0	2	0	2	0
Shooting Under 50%	3	18	2	9	1	9	In Overtime	0	0	0	0	0
Opp. Shoots 50% or Better	1	5	0	2	1	3	Scoring 80 or more points	2	1	2	1	0
Opp. Shoots Under 50%	6	14	6	8	0	6	Scoring 61 to 79 points	5	12	4	6	1
Outshooting Opponent (pct.)	7	2	6	2	1	0	Scoring 60 or fewer points	0	6	0	3	0
Outshot by Opponent (pct.)	0	17	0	8	0	9	Allowing 80 or more points	0	8	0	4	0
Shooting is even	0	0	0	0	0	0	Allowing 61 to 79 points	3	11	2	6	1
Outrebounding Opponent	5	6	5	4	0	2	Allowing 60 or fewer points	4	0	4	0	0
Outrebounded by Opponent	2	12	1	6	1	6						

MISC REVIEW

Biggest margin of victory	47, McNeese State (11/25)	Largest halftime lead surrendered in loss	3, Nevada (11/26)
Biggest margin of defeat	38, at Iowa (3/4)	Largest lead at any time	48, Doane (12/17)
Largest deficit overcome in win.....	8, at Penn State (2/12)	Largest deficit at any time	41, at Ohio State (12/30)
Largest halftime deficit overcome in win	None	Largest runs without opponent scoring	17, McNeese State (11/25)
Largest lead surrendered in loss.....	10, Nevada (11/26); at Wisconsin (12/22)	Largest opponent run without NU scoring.....	16, at Wisconsin (12/22)

SPECIALITY STATS

Opponent	NU-Opp Paint	NU-Opp off TO	NU-Opp 2nd Ch.	NU-Opp Bench	Largest Lead	Largest Deficit	Tip	1st Sub(s)
McNeese State	50-26	43-8	12-6	39-19	50 (2nd, 0:02)	-	W	Webster
Nevada	18-30	20-9	13-8	24-18	10 (2nd, 9:34)	9 (1st, 1:26)	L	Stevenson
North Dakota State	40-28	17-9	9-24	11-26	26 (2nd, 0:43)	-	L	Webster
South Dakota	24-18	12-16	8-6	24-12	18 (2nd, 6:01)	5 (1st, 15:24)	L	Stevenson
Georgia Tech	28-26	6-15	17-12	22-13	6 (2nd, 15:21)	13 (2nd, 0:59)	W	Webster
at No. 8 Creighton	26-40	13-38	9-12	11-29	3, (1st, 3:41)	27 (2nd, 6:42)	L	Ouedraogo
Doane	54-10	20-6	17-8	61-30	48 (2nd, 0:32)	1 (1st, 15:52)	W	Stevenson, Lakes, Webster
at No. 9 Wisconsin	20-22	9-10	3-8	6-12	10 (1st, 5:48)	18 (2nd, 4:55)	L	Thorbjarnarson
No. 19 Michigan	30-42	10-12	6-11	4-13	4 (1st, 15:34)	13 (2nd, 11:47)	L	Thorbjarnarson
at No. 25 Ohio State	22-30	2-21	14-15	18-48	2 (1st, 18:16)	41 (2nd, 9:41)	L	Andre
No. 17 Michigan State	36-32	15-16	9-14	13-26	3 (1st, 16:58)	17 (2nd, 17:34)	W	Thorbjarnarson, Webster
Indiana	34-34	10-11	3-16	10-15	3 (2nd, 7:57)	18 (1st, 10:03)	W	Andre
at Michigan State	36-16	17-9	5-7	20-20	1 (1st, 11:06)	16 (2nd, 16:33)	L	Ouedraogo
at Minnesota	30-26	13-19	7-11	26-20	-	20 (2nd, 0:48)	L	Ouedraogo
No. 21 Wisconsin	24-22	6-15	5-9	9-23	8 (1st, 10:01)	16 (2nd, 5:11)	L	Stevenson, Andre
No. 6 Illinois	32-38	10-7	18-9	16-5	9 (1st, 17:01)	5 (2nd, 15:39)	L	Stevenson, Andre
at Penn State	34-16	10-15	2-10	21-10	11 (2nd, 8:19)	8 (1st, 10:52)	L	Andre
at Maryland	14-24	4-11	2-8	9-15	5 (1st, 7:30)	15 (2nd, 1:48)	W	Andre, Webster
at Maryland	20-20	4-13	8-15	20-16	4 (1st, 14:47)	21 (2nd, 4:42)	W	Andre
Purdue	26-36	13-15	8-8	37-32	3 (2nd, 15:28)	18 (2nd, 2:36)	L	Andre
Penn State	34-24	13-25	3-16	13-7	3 (11st, 11:32)	10 (2nd, 12:39)	L	Webster, Thorbjarnarson, Andre
at No. 5 Illinois	32-46	12-14	4-12	34-29	-	21 (2nd; 3:51)	L	Andre, Thorbjarnarson
Minnesota	38-24	14-24	4-9	26-4	13 (2nd, 8:13)	3 (1st, 17:10)	W	Banton
Rutgers	38-32	17-12	8-6	16-17	30 (2nd, 8:54)	-	L	Andre
at No. 5 Iowa	18-40	5-25	2-14	28-45	-	39 (2nd, 1:28)	L	Andre
at Northwestern	22-30	13-14	9-6	17-32	4 (2nd, 3:16)	16 (1st, 7:09)	L	Andre

NEBRASKA SEASON/CAREER BESTS

#2 TREY MCGOWENS

Points
Season: 20 vs. Michigan State (1/2)
Career: Same

Rebounds
Season: 9 vs. Georgia Tech (12/9)
Career: Same

Field Goals
Season: 7 North Dakota State (11/28); at Illinois (2/25)
Career: Same

Field Goal Attempts
Season: 20 vs. Illinois (2/12)
Career: Same

3-Point Field Goals
Season: 3 at Creighton (12/11)
Career: Same

3-Point Field Goal Attempts
Season: 6 vs. Penn State (2/23)
Career: Same

Free Throws
Season: 6 vs. South Dakota (12/1); vs. Michigan State (1/2)
Career: Same

Free Throw Attempts
Season: 9 at Wisconsin (12/22/20)
Career: Same

Assists
Season: 6 vs. Indiana (1/10)
Career: Same

Steals
Season: 3 five times, last at Maryland (2/16)
Career: Same

Blocks
Season: 1 North Dakota State (11/28); at Penn State (2/12)
Career: Same

Minutes Played
Season: 35 vs. Illinois (2/12)
Career: Same

#3 ELIJAH WOOD

Points
Season: 8 vs. Doane (12/17)
Career: Same

Rebounds
Season: 3 vs. Doane (12/17)
Career: Same

Field Goals
Season: 3 vs. Doane (12/17)
Career: Same

Field Goal Attempts
Season: 5 vs. Doane (12/17)
Career: Same

3-Point Field Goals
Season: 2 vs. Doane (12/17)
Career: Same

3-Point Field Goal Attempts
Season: 4 vs. Doane (12/17)
Career: Same

Free Throws
Season: None
Career: Same

Free Throw Attempts
Season: None
Career: Same

Assists
Season: 2 vs. McNeese State (11/25)
Career: Same

Steals
Season: 1 three times last vs. Rutgers (3/1)
Career: Same

Blocks
Season: None
Career: Same

Minutes Played
Season: 12 vs. Doane (12/17)
Career: Same

#4 SHAMIEL STEVENSON

Points
Season: 14 vs. McNeese State (11/25); at Minnesota (2/8/21)
Career: Same

Rebounds
Season: 6 three times, last vs. Purdue (2/20)
Career: Same

Field Goals
Season: 5 at Minnesota (2/8/21)
Career: Same

Field Goal Attempts
Season: 10 at Minnesota (2/8/21)
Career: Same

3-Point Field Goals
Season: 1 six times, last vs. Minnesota (2/27)
Career: Same

3-Point Field Goal Attempts
Season: 3 at Creighton (12/11); vs. Purdue (2/20)
Career: Same

Free Throws
Season: 6 vs. McNeese State (11/25)
Career: Same

Free Throw Attempts
Season: 8 vs. McNeese State (11/25)
Career: Same

Assists
Season: 3 vs. Doane (12/17)
Career: Same

Steals
Season: 2 three times, last vs. Wisconsin (2/10)
Career: Same

Blocks
Season: 2 at Minnesota (2/8/21)
Career: Same

Minutes Played
Season: 31 at Minnesota (2/8/21)
Career: Same

#10 KOBE WEBSTER

Points
Season: 23 at Northwestern (3/7/21)
Career: Same

Rebounds
Season: 5 vs. Rutgers (3/1)
Career: Same

Field Goals
Season: 8 at Northwestern (3/7/21)
Career: Same

Field Goal Attempts
Season: 16 at Northwestern (3/7/21)
Career: Same

3-Point Field Goals
Season: 7 at Northwestern (3/7/21)
Career: Same

3-Point Field Goal Attempts
Season: 12 at Northwestern (3/7/21)
Career: Same

Free Throws
Season: 3 vs. Nevada (11/26)
Career: Same

Free Throw Attempts
Season: 4 vs. Nevada (11/26)
Career: Same

Assists
Season: 5 at Northwestern (3/7/21)
Career: Same

Steals
Season: 3 vs. Nevada (11/26)
Career: Same

Blocks
Season: 1 at Creighton (12/11)
Career: Same

Minutes Played
Season: 35 vs. Michigan State (1/2)
Career: Same

#11 LAT MAYEN

Points
Season: 25 vs. Rutgers (3/1)
Career: Same

Rebounds
Season: 13 at Iowa (3/4)
Career: Same

Field Goals
Season: 9 vs. Rutgers (3/1)
Career: Same

Field Goal Attempts
Season: 12 three times, last at Iowa (3/4)
Career: Same

3-Point Field Goals
Season: 5 vs. Indiana (1/10); vs. Rutgers (3/1)
Career: Same

3-Point Field Goal Attempts
Season: 9 vs. Nevada (11/26); vs. Indiana (1/10)
Career: Same

Free Throws
Season: 3 vs. Illinois (2/12); at Maryland (2/17)
Career: Same

Free Throw Attempts
Season: three times, last at Maryland (2/17)
Career: Same

Assists
Season: 4 vs. South Dakota (12/1)
Career: Same

Steals
Season: 2 at Wisconsin (12/22); at Northwestern (3/7/21)
Career: Same

Blocks
Season: 3 at Wisconsin (12/22/20)
Career: Same

Minutes Played
Season: 37 vs. Illinois (2/12)
Career: Same

#13 DERRICK WALKER

Points
Season: 14 vs. Rutgers (3/1)
Career: Same

Rebounds
Season: 9 vs. Minnesota (2/27)
Career: Same

Field Goals
Season: 7 vs. Rutgers (3/1)
Career: Same

Field Goal Attempts
Season: 11 vs. Rutgers (3/1)
Career: Same

3-Point Field Goals
Season: None
Career: Same

3-Point Field Goal Attempts
Season: 1 at Maryland (2/16)
Career: Same

Free Throws
Season: 2 at Michigan State (2/6/21); at Minnesota (2/8/21)
Career: Same

Free Throw Attempts
Season: 4 at Michigan State (2/6/21); at Minnesota (2/8/21)
Career: Same

Assists
Season: 3 vs. Illinois (2/12)
Career: Same

Steals
Season: 2 three times, last at Northwestern (3/7/21)
Career: Same

Blocks
Season: 3 vs. Minnesota (2/27)
Career: Same

Minutes Played
Season: 29 at Northwestern (3/7/21)
Career: Same

#14 TREVOR LAKES

Points
Season: 12 vs. Doane (12/17)
Career: Same

Rebounds
Season: 6 vs. Doane (12/17)
Career: Same

Field Goals
Season: 4 vs. Doane (12/17)
Career: Same

Field Goal Attempts
Season: 6 at Iowa (3/4)
Career: Same

3-Point Field Goals
Season: 4 vs. Doane (12/17)
Career: Same

3-Point Field Goal Attempts
Season: 6 at Iowa (3/4)
Career: Same

Free Throws
Season: 3 at Iowa (3/4)
Career: Same

Free Throw Attempts
Season: 3 at Iowa (3/4)
Career: Same

Assists
Season: 2 vs. Doane (12/17)
Career: Same

Steals
Season: 1 at Ohio State (12/30)
Career: Same

Blocks
Season: 1 at Wisconsin (12/22/20)
Career: Same

Minutes Played
Season: 26 vs. Doane (12/17)
Career: Same

#21 JACE PIATKOWSKI

Points
Season: 3 vs. McNeese State (11/25)
Career: Same

Rebounds
Season: 1 North Dakota State (11/28); at Illinois (2/25)
Career: Same

Field Goals
Season: vs. McNeese State (11/25)
Career: Same

Field Goal Attempts
Season: 1 vs. McNeese State (11/25)
Career: Same

3-Point Field Goals
Season: 1 vs. McNeese State (11/25)
Career: Same

3-Point Field Goal Attempts
Season: 1 vs. McNeese State (11/25)
Career: Same

Free Throws
Season: 1 at Maryland (2/16)
Career: Same

Free Throw Attempts
Season: 2 at Maryland (2/16)
Career: Same

Assists
Season: None
Career: Same

Steals
Season: None
Career: Same

Blocks
Season: None
Career: Same

Minutes Played
Season: 4 vs. McNeese State (11/25)
Career: Same

NEBRASKA SEASON/CAREER BESTS

#24 YVAN OUEDRAOGO

Points
Season: 13 vs. Doane (12/17)
Career: same

Rebounds
Season: 13 vs. Doane (12/17)
Career: 19 vs. Northwestern (3/1)

Field Goals
Season: 3 five times, last vs. Purdue (2/20)
Career: 5 at Illinois (2/24/20); vs. Northwestern (3/1)

Field Goal Attempts
Season: 12 vs. McNeese State (11/25)
Career: same

3-Point Field Goals
Season: None
Career: Same

3-Point Field Goal Attempts
Season: None
Career: Same

Free Throws
Season: 7 vs. Doane (12/17)
Career: same

Free Throw Attempts
Season: 10 vs. Doane (12/17)
Career: same

Assists
Season: 2 at Creighton (12/11)
Career: 3 vs. Iowa (1/7/20)

Steals
Season: 2 vs. McNeese State (11/25)
Career: 2 five times, last vs. McNeese State (11/25)

Blocks
Season: 2 three times, last at Wisconsin (12/22/20)
Career: 2, five times, last at Wisconsin (12/22/20)

Minutes Played
Season: 29 vs. Michigan (12/25/20)
Career: 38 vs. Northwestern (3/1)

#33 AKOL AROP

Points
Season: None
Career: 5 at Michigan (3/5/20); at Minnesota (3/8/20)

Rebounds
Season: None
Career: 6 at Michigan (3/5/20)

Field Goals
Season: None
Career: 2 four times, last at Minnesota (3/8/20)

Field Goal Attempts
Season: None
Career: 5 at Michigan (3/5/20)

3-Point Field Goals
Season: None
Career: 1 at Minnesota (3/8/20)

3-Point Field Goal Attempts
Season: None
Career: 1 vs. UC Riverside (11/5/20); at Minnesota (3/8/20)

Free Throws
Season: None
Career: 2 at Creighton (12/7/20)

Free Throw Attempts
Season: None
Career: 2 at Creighton (12/7/20); Michigan State (2/20/20)

Assists
Season: None
Career: 1 vs. Penn State (2/1/20)

Steals
Season: None
Career: 1 four times, last at Minnesota (3/8/20)

Blocks
Season: None
Career: 2 vs. Indiana (3/11/20)

Minutes Played
Season: None
Career: 20 at Michigan (3/5/20); at Minnesota (3/8/20)

#34 THORIR THORBARNARSON

Points
Season: 10 vs. Minnesota (2/27)
Career: 17 three times, last at Rutgers (1/24/20)

Rebounds
Season: 8 at Northwestern (3/7/21)
Career: 10 vs. Wisconsin (1/29/18)

Field Goals
Season: 3 seven times, last at Northwestern (3/7/21)
Career: 7 at Indiana (12/13/19)

Field Goal Attempts
Season: 9 vs. McNeese State (11/25)
Career: 12 at Indiana (12/13/20)

3-Point Field Goals
Season: 3 vs. Purdue (2/20)
Career: 5 at Ohio State (1/14/20); at Rutgers (1/24/20)

3-Point Field Goal Attempts
Season: 6 vs. Purdue (2/20)
Career: 8 three times, last at Maryland (2/11/20)

Free Throws
Season: 3 vs. Minnesota (2/27)
Career: 5 vs. Purdue (12/15/19)

Free Throw Attempts
Season: 4 vs. Minnesota (2/27)
Career: 6 vs. Purdue (12/15/19)

Assists
Season: 6 at Northwestern (3/7/21)
Career: same

Steals
Season: 4 vs. Rutgers (3/1)
Career: 5 vs. Maryland (3/14/19)

Blocks
Season: 2 vs. Purdue (2/20)
Career: 2 three times, last vs. Purdue (2/20)

Minutes Played
Season: 34 vs. Rutgers (3/1); at Northwestern (3/7/21)
Career: 42 vs. Northwestern (3/1/20)

#35 EDUARDO ANDRE

Points
Season: 9 vs. Doane (12/17)
Career: Same

Rebounds
Season: 6 vs. Minnesota (2/27)
Career: Same

Field Goals
Season: 4 vs. Doane (12/17)
Career: Same

Field Goal Attempts
Season: 5 at Illinois (2/25)
Career: Same

3-Point Field Goals
Season: None
Career: Same

3-Point Field Goal Attempts
Season: None
Career: Same

Free Throws
Season: 2 vs. Illinois (2/12); at Northwestern (3/7/21)
Career: Same

Free Throw Attempts
Season: 4 at Northwestern (3/7/21)
Career: Same

Assists
Season: 2 at Minnesota (2/8/21); at Iowa (3/4)
Career: Same

Steals
Season: 2 at Maryland (2/16)
Career: Same

Blocks
Season: 2 vs. Doane (12/17)
Career: Same

Minutes Played
Season: 15 at Iowa (3/4)
Career: Same

#44 BRET PORTER

Points
Season: None
Career: Same

Rebounds
Season: 1 vs. McNeese State (11/25)
Career:

Field Goals
Season: None
Career: Same

Field Goal Attempts
Season: None
Career: Same

3-Point Field Goals
Season: None
Career: Same

3-Point Field Goal Attempts
Season: None
Career: Same

Free Throws
Season: None
Career: Same

Free Throw Attempts
Season: None
Career: Same

Assists
Season: 1 at Iowa (3/4)
Career: Same

Steals
Season: None
Career: Same

Blocks
Season: 1 vs. North Dakota State (11/28)
Career: Same

Minutes Played
Season: 3 vs. McNeese State (11/25)
Career: Same

#45 DALANO BANTON

Points
Season: 18 vs. Nevada (11/26)
Career: Same

Rebounds
Season: 11 vs. Doane (12/17)
Career: Same

Field Goals
Season: 7 vs. Michigan (12/25/20)
Career: Same

Field Goal Attempts
Season: 17 vs. Nevada (11/26)
Career: Same

3-Point Field Goals
Season: 3 three times, last at Maryland (2/17)
Career: Same

3-Point Field Goal Attempts
Season: 11 vs. Nevada (11/26)
Career: Same

Free Throws
Season: 6 vs. McNeese State (11/25)
Career: Same


Free Throw Attempts
Season: 8 vs. McNeese State (11/25)
Career: Same

Assists
Season: 10 vs. Doane (12/17)
Career: Same

Steals
Season: 3 three times, last vs. Rutgers (3/1)
Career: Same

Blocks
Season: 4 vs. McNeese State (11/25)
Career: Same

Minutes Played
Season: 37 vs. Nevada (11/26)
Career: Same



#2 TREY MCGOWENS | 6-4 | 191 | Jr. | G | Pendleton, S.C.

CAREER STATS

Year	GP	GS	Min	Avg	Total					Rebounds					PF	FO	Ast	TO	Blk	Stl	Pts	Avg			
					FG	FGA	Pct	3FG	3FGA	Pct	FT	FTA	Pct	Off									Def	Tot	Avg
2018-19*	33	32	918	27.8	113	271	.417	32	98	.327	126	165	.764	20	85	105	3.2	93	3	55	80	3	64	384	11.6
2019-20*	33	32	1110	33.6	124	338	.367	41	132	.311	91	126	.722	15	93	108	3.3	78	1	118	94	2	63	380	11.5
2020-21	26	26	742	28.5	91	235	.387	28	75	.373	65	100	.650	13	88	101	3.9	66	1	59	61	4	35	275	10.6
TOTAL	26	26	742	28.5	91	235	.387	28	75	.373	65	100	.650	13	88	101	3.9	66	1	59	61	4	35	275	10.6
All*	92	90	2770	30.1	328	844	.389	101	305	.331	282	391	.721	46	266	312	3.4	237	5	232	235	9	162	1039	11.3

*-Statistics from Pittsburgh

2020-21 GAME BY GAME

Opponent	Date	GS	Min	TOTAL			3-PTS			REBOUNDS			PF	FO	A	TO	Blk	Stl	Pts	Avg					
				FG	FGA	Pct	3FG	FGA	Pct	FT	FTA	Pct									Off	Def	Tot	Avg	
McNeese State	11/25/20	*	19	5	9	.556	2	2	1.000	2	3	.667	1	2	3	3.0	3	2	0	3	14	14.0			
Nevada	11/26/20	*	23	0	5	.000	0	3	.000	0	0	.000	1	1	2	2.5	4	0	2	2	0	0	7.0		
North Dakota State	11/28/20	*	34	7	14	.500	2	5	.400	3	4	.750	1	4	5	3.3	2	0	1	3	1	1	19	11.0	
South Dakota	12/1/20	*	30	3	9	.333	1	4	.250	6	7	.857	0	6	6	4.0	4	0	2	0	1	1	13	11.5	
Georgia Tech	12/9/20	*	32	2	9	.222	0	3	.000	2	6	.333	1	8	9	5.0	5	1	1	3	0	0	6	10.4	
at No. 8 Creighton	12/11/20	*	28	5	7	.714	3	3	1.000	2	5	.400	0	2	2	4.5	2	0	0	4	0	1	15	11.2	
Doane	12/17/20	*	21	4	9	.444	0	3	.000	0	1	.000	0	1	1	4.0	0	0	3	0	0	2	8	10.7	
at No. 9 Wisconsin	12/22/20	*	30	2	7	.286	1	2	.500	5	9	.556	2	4	6	4.3	2	0	0	1	0	1	10	10.6	
No. 19 Michigan	12/25/20	*	29	4	11	.364	2	2	1.000	5	6	.833	0	4	4	4.2	3	0	1	0	0	3	15	11.1	
at No. 25 Ohio State	12/30/20	*	26	2	5	.400	1	2	.500	1	2	.500	1	0	1	3.9	1	0	0	3	0	1	6	10.6	
No. 17 Michigan State	1/2/21	*	33	6	10	.600	2	2	1.000	6	7	.857	0	5	5	4.0	4	0	2	3	0	1	20	11.5	
Indiana	1/10/21	*	37	3	10	.300	0	2	.000	4	5	.800	1	5	6	4.2	3	0	6	1	0	2	10	11.3	
at Michigan State	2/6/21	*	32	5	9	.556	0	1	.000	3	5	.600	0	4	4	4.2	2	0	3	3	0	3	13	11.5	
at Minnesota	2/8/21	*	30	2	9	.222	0	1	.000	3	5	.600	2	4	6	4.3	3	0	3	3	0	1	7	11.1	
No. 21 Wisconsin	2/10/21	*	29	2	8	.250	0	1	.000	2	4	.500	0	4	4	4.3	0	0	2	2	0	1	6	10.8	
No. 6 Illinois	2/12/21	*	35	5	20	.250	1	4	.250	4	6	.667	2	3	5	4.3	3	0	2	3	0	1	15	11.1	
at Penn State	2/14/21	*	23	4	9	.444	1	3	.333	1	1	1.000	0	2	2	4.2	1	0	4	3	1	3	10	11.0	
at Maryland	2/16/21	*	28	2	8	.250	1	5	.200	0	0	.000	0	0	0	3.9	2	0	0	0	0	3	5	10.7	
at Maryland	2/17/21	*	22	0	5	.000	0	2	.000	0	0	.000	0	5	5	4.0	3	0	2	3	0	0	0	10.1	
Purdue	2/20/21	*	31	3	5	.600	2	2	1.000	1	2	.500	0	2	2	3.9	1	0	3	2	0	0	9	10.1	
Penn State	2/23/21	*	30	5	12	.417	2	6	.333	5	8	.625	0	4	4	3.9	4	0	3	4	1	2	17	10.4	
at No. 5 Illinois	2/25/21	*	26	6	16	.375	1	4	.250	3	4	.750	0	4	4	3.9	4	0	1	2	0	2	16	10.6	
Minnesota	2/27/21	*	31	5	7	.714	1	1	1.000	0	2	.000	0	4	4	3.9	4	0	5	2	0	2	11	10.7	
Rutgers	3/1/21	*	26	4	5	.800	2	2	1.000	2	2	1.000	0	3	3	3.9	1	0	5	1	0	0	12	10.7	
at No. 5 Iowa	3/4/21	*	25	1	7	.143	1	4	.250	0	0	.000	0	2	2	3.8	2	0	0	5	1	1	3	10.4	
at Northwestern	3/7/21	*	33	4	10	.400	2	6	.333	5	6	.833	1	5	6	3.9	3	0	5	3	0	0	15	10.6	
Totals			26	742	91	235	.387	28	75	.373	65	100	.650	13	88	101	3.9	66	1	59	61	4	35	275	10.6

NOTING MCGOWENS


- Three-year starter at the college level who has ranked in the top five in steals in both the ACC and Big Ten
- Scored over 1,000 career points and is shooting a career-best 37 percent from 3-point range in 2020-21
- Had 13 of his 15 points after halftime and added season highs in assists (five) and rebounds (six) at Northwestern
- Tallied 12 points on 4-of-5 shooting and five assists in the win over Rutgers
- Played well against Minnesota with 11 points on 5-of-7 shooting, along with five assists and four rebounds
- Led NU with 16 points along with four rebounds and two steals at No. 5 Illinois
- Totaled 17 points, four rebounds, three assists and two steals vs. Penn State
- Tallied 15 points and five rebounds against No. 6 Illinois
- Led NU in points (13), assists (three) and steals (three) in the loss at Michigan State
- Totaled 10 points, six rebounds and a career-high six assists and a pair of steals against Indiana
- Posted his first 20-point game as a Husker with 20 points on 6-of-10 shooting, including 2-of-2 from 3-point range, and five rebounds against No. 17 Michigan State
- Tallied 15 points, including a pair of 3-pointers, four rebounds and a game-high three steals vs. No. 19 Michigan
- Had 15 points, including 3-of-3 from 3-point range, and a steal on 28 minutes vs. No. 8 Creighton
- Scored 19 points, including a pair of 3-pointers and added five rebounds vs. North Dakota State
- Was a two-year starter at Pittsburgh, starting 64 of 66 games at the school
- Averaged 11.5 points, 3.6 assists, 3.3 rebounds and 1.9 steals per game, as he ranked among ACC leaders in steals (fourth), assists (10th), assist-to-turnover ratio (15th, 1.26-to-1) and minutes played (13th, 33.8 per game)
- Posted 20 double-figure scoring games, including three games of at least 20 points
- Started 32 games as a freshman, averaging 11.6 points, 3.2 rebounds, 1.9 steals and 1.7 assists per game, finishing third in the ACC in steals per game
- Reached double figures 17 times and tied or set three single-game Pitt freshman records, including points (33), steals (7) and free throws (18)
- Scored a career-high 33 points against Louisville, going 12-of-19 from the field against the Cardinals
- Attended Hargrave (Va.) Military Academy as a senior, averaging 18.4 ppg, 6.3 apg, 5.4 rpg and 3.2 spg
- Led Wren (S.C.) High School to a 25-3 record and the AAAA State Championship game in 2017 after averaging 18.3 ppg, 6.8 apg, 4.3 rpg and 3.6 spg
- His father (Bobby) played football at Clemson before transferring to South Carolina State to play both football and basketball, finishing as the school's all-time receiving leader and helped the school make two NCAA Tournament appearances
- His mother (Pam) played basketball at Western Carolina and is a high school basketball coach

MISC. STATS

Category	2020-21	Career
Double-Figure Scoring	16	53
Double-Figure Rebounding	0	0
Double-Figure Assists	0	0
Double-Doubles	0	0
Led NU in Scoring	3	3
Led NU in Rebounding	3	3
Led NU in Assists	3	3
20+ Point Games	1	8
30+ Point Games	0	3

TOP PERFORMANCES OF 2020-21

Category	No.	Opponent (Date)
Points	20	Michigan State (1/2)
	19	North Dakota State (11/28)
Rebounds	9	Georgia Tech (12/9)
	6	Five times
Assists	6	Indiana (1/10)
	5	Minnesota (2/27)
	5	at Northwestern (3/7)
	5	Rutgers (3/1)
Steals	3	at Maryland (2/16)
	3	at Michigan State (2/6)
	3	McNeese State (11/25)
	3	Michigan (12/25)
	3	at Penn State (2/14)



#3 ELIJAH WOOD | 6-5 | 174 | Fr. | G | Potomac, Md.

CAREER STATS

Year	GP	GS	Total										Rebounds				PF	FO	Ast	TO	Blk	Stl	Pts	Avg	
			Min	Avg	FG	FGA	Pct	3FG	3FGA	Pct	FT	FTA	Pct	Off	Def	Tot									Avg
2020-21	13	0	40	3.1	4	14	.286	2	10	.200	0	0	.000	0	5	5	0.4	0	0	3	4	0	4	10	0.8
TOTAL	13	0	40	3.1	4	14	.286	2	10	.200	0	0	.000	0	5	5	0.4	0	0	3	4	0	4	10	0.8

2020-21 GAME BY GAME

Opponent	Date	GS	Min	TOTAL			3-PTS			FT	FTA	Pct	REBOUNDS				PF	FO	A	TO	Blk	Stl	Pts	Avg
				FG	FGA	Pct	3FG	FGA	Pct				Off	Def	Tot	Avg								
McNeese State	11/25/20	9	0	2	.000	0	2	.000	0	0	.000	0	2	2	2.0	0	0	2	0	0	0	0	0	0.0
Nevada	11/26/20	DNP																						
North Dakota State	11/28/20	2	0	1	.000	0	1	.000	0	0	.000	0	0	0	1.0	0	0	0	1	0	1	0	0	0.0
South Dakota	12/1/20	DNP																						
Georgia Tech	12/9/20	DNP																						
at No. 8 Creighton	12/11/20	2	0	1	.000	0	1	.000	0	0	.000	0	0	0	0.7	0	0	0	1	0	0	0	0	0.0
Doane	12/17/20	12	3	5	.600	2	4	.500	0	0	.000	0	3	3	1.3	0	0	1	0	0	0	0	8	2.0
at No. 9 Wisconsin	12/22/20	0	0	0	.000	0	0	.000	0	0	.000	0	0	0	1.0	0	0	0	0	0	0	0	0	1.6
No. 19 Michigan	12/25/20	DNP																						
at No. 25 Ohio State	12/30/20	4	0	2	.000	0	2	.000	0	0	.000	0	0	0	0.8	0	0	0	0	0	1	0	0	1.3
No. 17 Michigan State	1/2/21	DNP																						
Indiana	1/10/21	DNP																						
at Michigan State	2/6/21	DNP																						
at Minnesota	2/8/21	DNP																						
No. 21 Wisconsin	2/10/21	1	0	0	.000	0	0	.000	0	0	.000	0	0	0	0.7	0	0	0	0	0	0	0	0	1.1
No. 6 Illinois	2/12/21	DNP																						
at Penn State	2/14/21	DNP																						
at Maryland	2/16/21	1	0	0	.000	0	0	.000	0	0	.000	0	0	0	0.6	0	0	0	1	0	0	0	0	1.0
at Maryland	2/17/21	1	0	0	.000	0	0	.000	0	0	.000	0	0	0	0.6	0	0	0	0	0	0	0	0	0.9
Purdue	2/20/21	1	0	1	.000	0	0	.000	0	0	.000	0	0	0	0.5	0	0	0	0	0	1	0	0	0.8
Penn State	2/23/21	DNP																						
at No. 5 Illinois	2/25/21	2	0	0	.000	0	0	.000	0	0	.000	0	0	0	0.5	0	0	0	0	0	0	0	0	0.7
Minnesota	2/27/21	DNP																						
Rutgers	3/1/21	2	1	1	1.000	0	0	.000	0	0	.000	0	0	0	0.4	0	0	0	1	0	1	2	0.8	
at No. 5 Iowa	3/4/21	3	0	1	.000	0	0	.000	0	0	.000	0	0	0	0.4	0	0	0	0	0	0	0	0	0.8
at Northwestern	3/7/21	DNP																						
Totals		0	40	4	14	.286	2	10	.200	0	0	.000	0	5	5	0.4	0	0	3	4	0	4	10	0.8

NOTING WOOD


- Freshman guard who was originally headed to Hargrave Military Academy, but reclassified into the class of 2020
- Has seen spot duty for most of the season, playing just 15 minutes in Big Ten play
- Played the final three minutes at No. 5 Iowa but missed his only attempt from the floor
- Had a steal and a basket in the win over Rutgers
- Had a steal in the final 4:13 at No. 25 Ohio State
- Enjoyed his best game of the year with eight points, including a 3-pointer to beat the first-half buzzer, three rebounds and an assist against Doane
 - Made his debut against McNeese State, dishing out two assists and grabbing a pair of rebounds in nine minutes
 - Spent senior year at Berkmar (Ga.) High School, averaging 10.0 ppg, 2.0 apg and 1.5 spg in helping the school to an 18-10 record and a Class AAAAAAA (largest class in Georgia) quarterfinal appearance
 - Averaged 11 ppg, 5.4 rpg, 4.1 apg and 1.8 bpg at Bethesda-Chevy Chase High School, reaching double figures 12 times and dishing out five or more assists eight times
 - Chose Nebraska over schools such as Florida, Mississippi, Providence and TCU after reclassifying in June of 2020
 - Father (Anthony) played at Hampton University, leading the team with 5.4 assists per game in 1988-89

MISC. STATS

Category	2020-21	Career
Double-Figure Scoring	0	0
Double-Figure Rebounding	0	0
Double-Figure Assists	0	0
Double-Doubles	0	0
Led NU in Scoring	0	0
Led NU in Rebounding	0	0
Led NU in Assists	0	0
20+ Point Games	0	0
30+ Point Games	0	0

TOP PERFORMANCES OF 2020-21

Category	No.	Opponent (Date)
Points	8	Doane (12/17)
	2	Rutgers (3/1)
Rebounds	3	Doane (12/17)
	2	McNeese State (11/25)
Assists	2	McNeese State (11/25)



#4 SHAMIEL STEVENSON | 6-6 | 245 | Jr. | G/F | Toronto, Ontario, Canada

CAREER STATS

Year	GP	GS	Min	Avg	Total					Rebounds					PF	FO	Ast	TO	Blk	Stl	Pts	Avg			
					FG	FGA	Pct	3FG	3FGA	Pct	FT	FTA	Pct	Off									Def	Tot	Avg
2017-18*	32	13	761	23.8	95	188	.505	15	40	.375	68	112	.607	27	114	141	4.4	50	2	33	72	8	16	273	8.5
2018-19*	4	0	32	8.0	7	12	.583	1	1	1.000	0	1	.000	0	7	7	1.8	3	0	1	3	1	3	15	3.8
2020-21	26	0	373	14.3	45	103	.437	6	32	.188	47	65	.723	12	50	62	2.4	38	0	15	40	7	16	143	5.5
TOTAL	26	0	373	14.3	45	103	.437	6	32	.188	47	65	.723	12	50	62	2.4	38	0	15	40	7	16	143	5.5
All*	62	13	1166	18.8	147	303	.485	22	73	.301	115	178	.646	39	171	210	3.4	91	2	49	115	16	35	431	7.0

*-Statistics from Pittsburgh

2020-21 GAME BY GAME

Opponent	Date	GS	Min	TOTAL			3-PTS			FT	FTA	Pct	REBOUNDS				PF	FO	A	TO	Blk	Stl	Pts	Avg
				FG	FGA	Pct	3FG	3FGA	Pct				Off	Def	Tot	Avg								
McNeese State	11/25/20	22	4	4	1.000	0	0	.000	6	8	.750	3	3	6	6.0	3	0	2	0	0	2	14	14.0	
Nevada	11/26/20	21	3	5	.600	0	1	.000	3	3	1.000	0	3	3	4.5	3	0	0	2	0	0	9	11.5	
North Dakota State	11/28/20	12	1	3	.333	0	2	.000	1	2	.500	0	1	1	3.3	4	0	0	1	0	0	3	8.7	
South Dakota	12/1/20	27	4	7	.571	0	2	.000	3	5	.600	1	3	4	3.5	3	0	1	2	0	2	11	9.3	
Georgia Tech	12/9/20	16	1	2	.500	0	0	.000	0	0	.000	1	2	3	3.4	1	0	0	1	0	0	2	7.8	
at No. 8 Creighton	12/11/20	17	1	6	.167	0	3	.000	0	0	.000	1	2	3	3.3	2	0	1	2	0	0	2	6.8	
Doane	12/17/20	16	1	3	.333	1	2	.500	4	4	1.000	0	1	1	3.0	2	0	3	3	1	2	7	6.9	
at No. 9 Wisconsin	12/22/20	1	0	1	.000	0	1	.000	0	0	.000	0	0	0	2.6	0	0	0	1	0	0	0	6.0	
No. 19 Michigan	12/25/20	4	0	0	.000	0	0	.000	0	0	.000	0	1	1	2.4	1	0	0	0	0	0	0	5.3	
at No. 25 Ohio State	12/30/20	14	1	5	.200	0	3	.000	4	6	.667	0	0	0	2.2	1	0	0	2	1	0	6	5.4	
No. 17 Michigan State	1/2/21	5	0	1	.000	0	0	.000	0	0	.000	0	1	1	2.1	1	0	0	1	0	0	0	4.9	
Indiana	1/10/21	14	2	4	.500	0	0	.000	3	4	.750	0	1	1	2.0	0	0	1	1	0	0	7	5.1	
at Michigan State	2/6/21	19	3	7	.429	0	2	.000	2	4	.500	1	3	4	2.2	1	0	2	3	1	2	8	5.3	
at Minnesota	2/8/21	31	5	10	.500	0	1	.000	4	6	.667	2	4	6	2.4	4	0	0	5	2	1	14	5.9	
No. 21 Wisconsin	2/10/21	13	1	3	.333	0	0	.000	1	2	.500	0	5	5	2.6	2	0	0	2	0	2	3	5.7	
No. 6 Illinois	2/12/21	10	2	3	.667	1	1	1.000	0	0	.000	1	0	1	2.5	0	0	2	3	0	0	5	5.7	
at Penn State	2/14/21	8	1	1	1.000	0	0	.000	0	0	.000	0	2	2	2.5	1	0	0	2	1	1	2	5.5	
at Maryland	2/16/21	15	2	6	.333	0	1	.000	1	2	.500	1	2	3	2.5	3	0	0	0	0	1	5	5.4	
at Maryland	2/17/21	16	3	5	.600	1	2	.500	2	3	.667	0	2	2	2.5	0	0	0	0	0	1	9	5.6	
Purdue	2/20/21	21	3	6	.500	1	3	.333	3	4	.750	1	5	6	2.7	0	0	0	2	0	1	10	5.9	
Penn State	2/23/21	7	0	2	.000	0	1	.000	0	0	.000	0	0	0	2.5	0	0	1	1	0	1	0	5.6	
at No. 5 Illinois	2/25/21	19	4	8	.500	1	5	.200	3	4	.750	0	1	1	2.5	2	0	0	1	0	0	12	5.9	
Minnesota	2/27/21	16	1	5	.200	1	1	1.000	2	2	1.000	0	4	4	2.5	2	0	1	2	1	0	5	5.8	
Rutgers	3/1/21	10	1	2	.500	0	0	.000	0	0	.000	0	2	2	2.5	1	0	1	1	0	0	2	5.7	
at No. 5 Iowa	3/4/21	16	1	3	.333	0	1	.000	2	2	1.000	0	1	1	2.4	1	0	0	1	0	0	4	5.6	
at Northwestern	3/7/21	4	0	1	.000	0	0	.000	3	4	.750	0	1	1	2.4	0	0	0	1	0	0	3	5.5	
Totals		0	373	45	103	.437	6	32	.188	47	65	.723	12	50	62	2.4	38	0	15	40	7	16	143	5.5

NOTING STEVENSON


- Transfer who provides a physical presence and can play a number of frontcourt spots
- Has reached double figures five times while averaging just 14.3 minutes per game
- Had three points and a rebound in limited duty against Northwestern
- Had four points in 15 minutes at No. 5 Iowa
- Finished with five points and four rebounds in 16 minutes in the win over Minnesota
- Had 12 points on 4-of-8 shooting at No. 5 Illinois
- Led NU with 10 points and matched his season best with six rebounds vs. Purdue
- Came off the bench with nine points, two rebounds and a steal at Maryland on Feb. 17
- Finished with five points and two assists in 10 minutes against No. 6 Illinois
- Totaled three points, five rebounds and a pair of steals against No. 21 Wisconsin
- Tied season bests in points (14) and rebounds (six) in a season-high 31 minutes at Minnesota
- Gave the Huskers a strong effort off the bench at Michigan State with eight points, four boards, two assists and a pair of steals in 19 minutes - his most minutes since Dec. 1
- Provided a lift off the bench against Indiana with seven points and an assist in 14 minutes of work
- Had six points and a blocked shot in 14 minutes at No. 25 Ohio State
- Grabbed a rebound in four minutes against No. 19 Michigan
- Tallied seven points and a season-high three assists in 16 minutes off the bench against Doane
- Had two points and three boards in 17 minutes at No. 8 Creighton
- Had two points and three rebounds in 16 minutes of work against Georgia Tech
- Keyed NU's win over South Dakota with 11 points, four rebounds and two steals in 27 minutes off the bench
- Totaled nine points and three boards in 21 minutes against Nevada
- Tied for game-high honors against McNeese State, hitting all four shots from the field and added six rebounds, two assists and two steals in 22 minutes
- Sat out the 2019-20 season following his NCAA appeal being denied on Nov. 26, 2019
- Played in 32 games, including 13 starts at Pittsburgh in 2017-18, averaging 8.5 points on 51 percent shooting and 4.4 rebounds per game to rank second on the Panthers in rebounds
- Reached double figures 13 times, including a career-high 19 points against Montana
- Played at Hillcrest (Ariz.) Prep, averaging 14.2 ppg and 6.3 rpg and was selected to play in the 2017 BioSteel All-Canadian Game

MISC. STATS

Category	2020-21	Career
Double-Figure Scoring	4	17
Double-Figure Rebounding	0	0
Double-Figure Assists	0	0
Double-Doubles	0	0
Led NU in Scoring	2	2
Led NU in Rebounding	1	1
Led NU in Assists	0	0
20+ Point Games	0	0
30+ Point Games	0	0

TOP PERFORMANCES OF 2020-21

Category	No.	Opponent (Date)
Points	14	at Minnesota (2/8)
	14	McNeese State (11/25)
	12	at Illinois (2/25)
Rebounds	6	McNeese State (11/25)
	6	at Minnesota (2/8)
	6	Purdue (2/20)
Assists	3	Doane (12/17)
	2	Illinois (2/12)
	2	at Michigan State (2/6)
	2	McNeese State (11/25)
Steals	2	McNeese State (11/25)
	2	at Michigan State (2/6)
	2	South Dakota (12/1)
	2	Doane (12/17)



#10 KOBE WEBSTER | 6-0 | 172 | Sr. | G | Indianapolis, Ind.

CAREER STATS

Year	GP	GS	Min	Avg	Total					Rebounds			PF	FO	Ast	TO	Blk	Stl	Pts	Avg					
					FG	FGA	Pct	3FG	3FGA	Pct	FT	FTA									Pct	Off	Def	Tot	Avg
2017-18*	28	28	935	33.4	165	383	.431	59	161	.366	57	73	.781	10	106	116	4.1	44	0	97	63	3	20	446	15.9
2018-19*	31	31	1054	34.0	195	455	.429	76	184	.413	60	85	.706	14	123	137	4.4	60	0	97	50	1	34	526	17.0
2019-20*	26	26	876	33.7	173	415	.417	49	147	.333	50	64	.781	12	71	83	3.2	37	0	93	54	3	23	445	17.1
2020-21	26	4	593	22.8	74	190	.389	44	112	.393	15	24	.625	4	41	45	1.7	22	0	34	23	1	14	207	8.0
TOTAL	26	4	593	22.8	74	190	.389	44	112	.393	15	24	.625	4	41	45	1.7	22	0	34	23	1	14	207	8.0
All*	111	89	3458	31.2	607	1443	.421	228	604	.377	182	246	.740	40	341	381	3.4	163	0	321	190	8	91	1624	14.6

* Statistics from Western Illinois

2020-21 GAME BY GAME

Opponent	Date	GS	Min	TOTAL			3-PTS			FT	FTA	Pct	REBOUNDS				PF	FO	A	TO	Blk	Stl	Pts	Avg
				FG	FGA	Pct	3FG	FGA	Pct				Off	Def	Tot	Avg								
McNeese State	11/25/20	24	5	7	.714	1	3	.333	2	2	1.000	0	2	2	2.0	0	0	2	0	0	2	13	13.0	
Nevada	11/26/20	20	4	10	.400	2	6	.333	3	4	.750	0	0	0	1.0	2	0	1	2	0	3	13	13.0	
North Dakota State	11/28/20	17	1	4	.250	0	3	.000	2	2	1.000	0	4	4	2.0	1	0	2	1	0	0	4	10.0	
South Dakota	12/1/20	23	4	11	.364	2	7	.286	1	2	.500	0	4	4	2.5	2	0	0	0	0	0	11	10.3	
Georgia Tech	12/9/20	29	7	9	.778	6	7	.857	0	0	.000	0	2	2	2.4	4	0	1	2	0	0	20	12.2	
at No. 8 Creighton	12/11/20	24	2	8	.250	1	5	.200	0	2	.000	0	1	1	2.2	0	0	2	2	1	0	5	11.0	
Doane	12/17/20	20	5	7	.714	2	3	.667	0	0	.000	1	2	3	2.3	1	0	2	0	0	1	12	11.1	
at No. 9 Wisconsin	12/22/20	14	0	3	.000	0	2	.000	0	0	.000	0	0	0	2.0	0	0	2	0	0	0	0	9.8	
No. 19 Michigan	12/25/20	13	0	3	.000	0	1	.000	0	0	.000	0	0	0	1.8	1	0	1	1	0	0	0	8.7	
at No. 25 Ohio State	12/30/20	21	1	8	.125	0	5	.000	0	0	.000	0	2	2	1.8	2	0	1	1	0	0	2	8.0	
No. 17 Michigan State	1/2/21	34	3	9	.333	2	5	.400	2	2	1.000	0	2	2	1.8	2	0	0	0	0	0	10	8.2	
Indiana	1/10/21	15	1	4	.250	1	2	.500	0	0	.000	0	0	0	1.7	1	0	0	0	0	0	3	7.8	
at Michigan State	2/6/21	24	1	6	.167	1	3	.333	1	3	.333	1	0	1	1.6	0	0	1	0	0	1	4	7.5	
at Minnesota	2/8/21	23	3	7	.429	0	2	.000	1	2	.500	0	2	2	1.6	0	0	0	0	0	0	7	7.4	
No. 21 Wisconsin	2/10/21	19	1	4	.250	0	0	.000	0	0	.000	0	2	2	1.7	0	0	0	0	0	0	2	7.1	
No. 6 Illinois	2/12/21	11	0	1	.000	0	0	.000	0	0	.000	0	0	0	1.6	0	0	1	0	0	0	0	6.6	
at Penn State	2/14/21	29	5	12	.417	3	8	.375	0	0	.000	0	4	4	1.7	1	0	0	2	0	0	13	7.0	
at Maryland	2/16/21	22	1	3	.333	1	2	.500	0	0	.000	0	1	1	1.7	1	0	1	0	0	2	3	6.8	
at Maryland	2/17/21	22	3	7	.429	2	5	.400	0	0	.000	0	2	2	1.7	1	0	1	1	0	0	8	6.8	
Purdue	2/20/21	24	3	11	.273	3	8	.375	0	0	.000	0	1	1	1.7	0	0	1	0	0	0	9	7.0	
Penn State	2/23/21	23	1	4	.250	1	2	.500	0	0	.000	0	2	2	1.7	1	0	2	3	0	0	3	6.8	
at No. 5 Illinois	2/25/21	21	5	9	.556	2	5	.400	0	0	.000	0	1	1	1.6	0	0	1	1	0	0	12	7.0	
Minnesota	2/27/21	* 33	3	6	.500	2	3	.667	2	2	1.000	0	1	1	1.6	1	0	4	3	0	2	10	7.1	
Rutgers	3/1/21	* 26	1	9	.111	0	5	.000	1	3	.333	1	4	5	1.8	0	0	2	1	0	2	3	7.0	
at No. 5 Iowa	3/4/21	* 29	6	12	.500	5	8	.625	0	0	.000	0	2	2	1.8	0	0	1	1	0	0	17	7.4	
at Northwestern	3/7/21	* 34	8	16	.500	7	12	.583	0	0	.000	1	0	1	1.7	1	0	5	2	0	1	23	8.0	
Totals		4	593	74	190	.389	44	112	.393	15	24	.625	4	41	45	1.7	22	0	34	23	1	14	207	8.0

NOTING WEBSTER

- Graduate transfer who adds experience and playmaking ability in the guard spot and has scored over 1,600 points at the Division I level
- Has been at his best in the last five games, averaging 13.0 ppg on 44 percent shooting and 2.6 assists per game
- Posted his second 20-point game of the season at Northwestern with season bests in points (23) and assists (five), while going 7-of-12 from 3-point range
- Led NU with 17 points, including 5-of-8 from 3-point range, in the loss at No. 5 Iowa
- Made his first start of the season against Minnesota and had 10 points, four assists and a pair of steals
- Reached double figures with 12 points on 5-of-9 shooting at No. 5 Illinois
- Played a key role in NU's win at Penn State with 13 points, including three 3-pointers, and four rebounds
- Broke out of a mini slump with 10 points, including a pair of 3-pointers, in 34 minutes vs. No. 17 Michigan State
- Tallied 12 points on 5-of-7 shooting and a pair of assists in 20 minutes against Doane
- Enjoyed a career night against Georgia Tech, hitting 7-of-9 shots from the floor, including six 3-pointers, as part of a 20-point night
- Came off the bench and had 11 points and four boards in 22 minutes against South Dakota
- Totaled 13 points, including a pair of 3-pointers, in 20 minutes off the bench against Nevada
- Made a strong debut with 13 points on 5-of-7 shooting, two assists and two steals against McNeese State
- Three-year starter at Western Illinois, starting 85 games and earning All-Summit League honors in 2019 and 2020
- Started 26 games at WIU in 2019-20, averaging 17.1 points, 3.6 assists and 3.2 rebounds per game en route to second-team all-conference honors
- Ranked among league leaders in scoring (sixth), assists (fifth) and assist-to-turnover ratio (1.72-to-1, fourth)
- Had six 20-point games, including a school-record 40-point performance against Omaha, in 2019-20
- Garnered second-team all-Summit League honors in 2018-19 after averaging 17.0 points, 4.0 rebounds and 3.1 assists per game, while finishing fifth in scoring, assist-to-turnover ratio and 3-pointers per game
- Attended Park Tudor School in Indianapolis, helping the school to a pair of state titles in 2014 and 2015 with college standouts Jaren Jackson Jr. (Michigan State) and Trevon Bluiett (Xavier)
- Started three seasons at Park Tudor, averaging 16 points, four rebounds and four assists per game as a senior to earn third-team all-state by the AP
- Played his AAU ball with the Indiana Elite, winning a national championship in 2015
- Graduated with a degree in management in three years and was a first-team Academic All-District pick in 2019
- Pursuing a master's degree in higher education administration at Nebraska

MISC. STATS

Category	2020-21	Career
Double-Figure Scoring	11	82
Double-Figure Rebounding	0	1
Double-Figure Assists	0	0
Double-Doubles	0	1
Led NU in Scoring	3	3
Led NU in Rebounding	0	0
Led NU in Assists	0	0
20+ Point Games	2	26
30+ Point Games	0	1
40+ Point Games	0	1

*-Includes Western Illinois

TOP PERFORMANCES OF 2020-21

Category	No.	Opponent (Date)
Points	23	at Northwestern (3/7)
	20	Georgia Tech (12/9)
	17	at Iowa (3/4)
Rebounds	5	Rutgers (3/1)
	4	at Penn State (2/14)
	4	North Dakota State (11/28)
	4	South Dakota (12/1)
Assists	5	at Northwestern (3/7)
	4	Minnesota (2/27)
Steals	3	Nevada (11/26)
	2	Rutgers (3/1)
	2	McNeese State (11/25)
	2	at Maryland (2/16)
	2	Minnesota (2/27)



#11 LAT MAYEN | 6-9 | 205 | Jr. | F | Adelaide, Australia

CAREER STATS

Year	GP	GS	Min	Avg	Total					Rebounds					PF	FO	Ast	TO	Blk	Stl	Pts	Avg			
					FG	FGA	Pct	3FG	3FGA	Pct	FT	FTA	Pct	Off									Def	Tot	Avg
2018-19*	17	0	134	7.9	11	26	.423	7	20	.350	7	9	.778	5	16	21	1.2	14	0	4	11	4	4	36	2.1
2020-21	26	26	660	25.4	79	197	.401	47	132	.356	21	27	.778	21	99	120	4.6	66	2	16	39	14	12	226	8.7
TOTAL	26	26	660	25.4	79	197	.401	47	132	.356	21	27	.778	21	99	120	4.6	66	2	16	39	14	12	226	8.7
All*	43	26	794	18.5	90	223	.404	54	152	.355	28	36	.778	26	115	141	3.3	80	2	20	50	18	16	262	6.1

*-Statistics from TCU

2020-21 GAME BY GAME

Opponent	Date	GS	Min	TOTAL	FG	FGA	Pct	3-PTS			REBOUNDS				PF	FO	A	TO	Blk	Stl	Pts	Avg			
								3FG	FGA	Pct	FT	FTA	Pct	Off									Def	Tot	Avg
McNeese State	11/25/20	*	24	5	11	.455	3	7	.429	0	0	.000	3	3	6	6.0	2	0	1	1	0	0	13	13.0	
Nevada	11/26/20	*	27	2	9	.222	2	9	.222	1	3	.333	0	5	5	5.5	4	0	1	1	0	1	7	10.0	
North Dakota State	11/28/20	*	22	4	7	.571	3	6	.500	1	2	.500	1	3	4	5.0	3	0	1	1	0	0	12	10.7	
South Dakota	12/1/20	*	31	2	8	.250	2	4	.500	0	0	.000	4	8	12	6.8	2	0	4	4	1	1	6	9.5	
Georgia Tech	12/9/20	*	27	2	5	.400	1	3	.333	2	2	1.000	1	3	4	6.2	4	0	0	2	0	0	7	9.0	
at No. 8 Creighton	12/11/20	*	18	0	1	.000	0	1	.000	2	2	1.000	0	4	4	5.8	4	0	1	3	0	0	2	7.8	
Doane	12/17/20	*	18	2	8	.250	0	4	.000	0	1	.000	3	3	6	5.9	0	0	1	0	1	0	4	7.3	
at No. 9 Wisconsin	12/22/20	*	28	2	9	.222	0	6	.000	1	2	.500	1	1	2	5.4	1	0	0	1	3	2	5	7.0	
No. 19 Michigan	12/25/20	*	21	1	4	.250	0	2	.000	0	0	.000	0	3	3	5.1	4	0	0	2	2	1	2	6.4	
at No. 25 Ohio State	12/30/20	*	21	2	8	.250	1	6	.167	2	2	1.000	1	1	2	4.8	1	0	1	0	0	0	7	6.5	
No. 17 Michigan State	1/2/21	*	15	3	5	.600	2	3	.667	0	0	.000	0	3	3	4.6	5	1	0	1	1	1	8	6.6	
Indiana	1/10/21	*	25	5	9	.556	5	9	.556	0	0	.000	1	5	6	4.8	4	0	0	1	0	0	15	7.3	
at Michigan State	2/6/21	*	25	4	10	.400	2	7	.286	0	0	.000	1	3	4	4.7	1	0	0	2	1	0	10	7.5	
at Minnesota	2/8/21	*	23	5	9	.556	3	6	.500	2	2	1.000	0	6	6	4.8	5	1	0	1	0	1	15	8.1	
No. 21 Wisconsin	2/10/21	*	34	6	12	.500	2	6	.333	0	0	.000	1	6	7	4.9	1	0	1	2	0	0	14	8.5	
No. 6 Illinois	2/12/21	*	38	5	12	.417	3	8	.375	3	3	1.000	0	4	4	4.9	1	0	0	0	0	1	16	8.9	
at Penn State	2/14/21	*	28	1	4	.250	0	2	.000	0	0	.000	0	3	3	4.8	1	0	3	1	2	0	2	8.5	
at Maryland	2/16/21	*	28	2	7	.286	2	5	.400	0	0	.000	0	3	3	4.7	3	0	1	1	1	1	6	8.4	
at Maryland	2/17/21	*	33	4	8	.500	2	3	.667	3	3	1.000	0	6	6	4.7	3	0	0	2	0	0	13	8.6	
Purdue	2/20/21	*	18	2	7	.286	0	4	.000	0	0	.000	0	3	3	4.7	2	0	0	1	0	0	4	8.4	
Penn State	2/23/21	*	25	1	3	.333	1	3	.333	0	1	.000	0	2	2	4.5	3	0	0	2	1	0	3	8.1	
at No. 5 Illinois	2/25/21	*	26	0	3	.000	0	1	.000	0	0	.000	0	2	2	4.4	2	0	0	1	1	0	0	7.8	
Minnesota	2/27/21	*	24	3	6	.500	3	6	.500	0	0	.000	0	1	1	4.3	4	0	1	2	0	0	9	7.8	
Rutgers	3/1/21	*	28	9	11	.818	5	7	.714	2	2	1.000	1	4	5	4.3	1	0	0	2	0	1	25	8.5	
at No. 5 Iowa	3/4/21	*	26	5	12	.417	4	8	.500	0	0	.000	2	11	13	4.6	2	0	1	1	0	0	14	8.8	
at Northwestern	3/7/21	*	28	2	9	.222	1	6	.167	2	2	1.000	1	3	4	4.6	3	0	0	3	0	2	7	8.7	
Totals			26	660	79	197	.401	47	132	.356	21	27	.778	21	99	120	4.6	66	2	16	39	14	12	226	8.7

NOTING MAYEN

- Junior college transfer who has impressed coaches with his shooting and work ethic
- Comes into the Big Ten Tournament averaging 15.3 points and 7.3 rebounds per game in his last three outings
- Had seven points, four rebounds and a pair of steals at Northwestern
- Posted his first career double-double with 14 points and a career-high 13 rebounds at No. 5 Iowa
- Scorched the nets for a career-high 25 points on 9-of-11 shooting, including five 3-pointers, against Rutgers
- Broke out of a mini slump with nine points on 3-of-6 shooting in 24 minutes against Minnesota
- Totaled 13 points and six rebounds at Maryland on Feb. 17
- Established a career best with 16 points in a season-high 37 minutes at Illinois
- Tallied 14 points and seven rebounds in 34 minutes against No. 21 Wisconsin
- Reached double figures for the third straight game by matching his season high with 15 points, including 13 in the second half
- Finished with 10 points and four boards at Michigan State
- Put up a then-career-high 15 points, including 5-of-9 from 3-point range, and six boards vs. Indiana
- Grabbed a then-career-high 12 boards and dished out a personal best four assists in 31 minutes vs. South Dakota
- Reached double figures for the second time with 12 points, including a trio of 3-pointers, and four rebounds against North Dakota State
- Finished with a career-high 13 points, including a trio of 3-pointers, and six boards against McNeese State
- Rated the No. 18 JUCO nationally in 2019-20 at Chipola (Fla.) College, as he averaged 11.8 points, 8.4 rebounds and 2.7 assists per game
- Shot 38 percent from 3-point range while posting eight double-doubles on the year
- Played in 17 games at TCU in 2018-19 before a knee injury ended his redshirt freshman season
- Averaged 2.1 points and 1.2 rebounds per game off the bench, highlighted by a 12-point, six-rebound effort against West Virginia
- Was one of the top recruits in Australia in the 2017 class, as he was a four-star recruit and the No. 2 ranked player in Australia by AUSA Hoops
- Was a member of the Australian National Program, playing in the 2016 Albert Schweitzer Tournament in Germany on the U18 team and was in the U19 National Team program.
- Averaged 12.0 points, 5.3 rebounds and 0.8 assists for Basketball Australia Centre of Excellence during the 2016-17 season, shooting 39.5 percent from 3-point range

MISC. STATS

Category	2020-21	Career
Double-Figure Scoring	10	11
Double-Figure Rebounding	2	2
Double-Figure Assists	0	0
Double-Doubles	0	0
Led NU in Scoring	4	4
Led NU in Rebounding	3	3
Led NU in Assists	1	1
20+ Point Games	1	1
30+ Point Games	0	0

TOP PERFORMANCES OF 2020-21

Category	No.	Opponent (Date)
Points	25	Rutgers (3/1)
	16	Illinois (2/10)
	15	Indiana (1/10)
	15	at Minnesota (2/8)
Rebounds	13	at Iowa (3/4)
	12	South Dakota (12/1)
	7	Wisconsin (2/10)
Assists	4	South Dakota (12/1)



#13 DERRICK WALKER | 6-8 | 232 | Jr. | F | Kansas City, Mo.

CAREER STATS

Year	GP	GS	Min	Avg	Total					Rebounds			PF	FO	Ast	TO	Blk	Stl	Pts	Avg					
					FG	FGA	Pct	3FG	3FGA	Pct	FT	FTA									Pct	Off	Def	Tot	Avg
2017-18*	34	0	299	8.8	28	47	.596	0	0	.000	10	25	.400	29	46	75	2.2	43	0	9	21	7	3	66	1.9
2018-19*	30	0	160	5.3	10	19	.526	0	0	.000	5	19	.263	8	24	32	1.1	28	0	7	6	3	6	25	0.8
2020-21	15	15	302	20.1	39	64	.609	0	1	.000	8	19	.421	18	50	68	4.5	44	1	19	24	12	12	86	5.7
TOTAL	15	15	302	20.1	39	64	.609	0	1	.000	8	19	.421	18	50	68	4.5	44	1	19	24	12	12	86	5.7
All*	79	15	761	9.6	77	130	.592	0	1	.000	23	63	.365	55	120	175	2.2	115	1	35	51	22	21	177	2.2

* Statistics from Tennessee

2020-21 GAME BY GAME

Opponent	Date	GS	Min	TOTAL			3-PTS			FT	FTA	Pct	REBOUNDS				PF	FO	A	TO	Blk	Stl	Pts	Avg		
				FG	FGA	Pct	3FG	FGA	Pct				Off	Def	Tot	Avg										
McNeese State	11/25/20		DNP																							
Nevada	11/26/20		DNP																							
North Dakota State	11/28/20		DNP																							
South Dakota	12/1/20		DNP																							
Georgia Tech	12/9/20		DNP																							
at No. 8 Creighton	12/11/20		DNP																							
Doane	12/17/20		DNP																							
No. 9 Wisconsin	12/22/20		DNP																							
No. 19 Michigan	12/25/20		DNP																							
at No. 25 Ohio State	12/30/20		DNP																							
No. 17 Michigan State	1/2/21		DNP																							
Indiana	1/10/21	*	26	5	7	.714	0	0	.000	0	0	.000	0	3	3	3.0	3	0	1	3	1	2	10	10.0		
at Michigan State	2/6/21	*	24	1	2	.500	0	0	.000	2	4	.500	0	4	4	3.5	4	0	2	1	2	1	4	7.0		
at Minnesota	2/8/21	*	15	1	5	.200	0	0	.000	2	4	.500	1	3	4	3.7	4	0	0	3	1	1	4	6.0		
No. 21 Wisconsin	2/10/21	*	17	0	0	.000	0	0	.000	1	3	.333	3	3	6	4.3	3	0	2	2	0	2	1	4.8		
No. 6 Illinois	2/12/21	*	23	2	3	.667	0	0	.000	1	1	1.000	4	4	8	5.0	5	1	3	0	2	0	5	4.8		
at Penn State	2/14/21	*	25	4	6	.667	0	0	.000	0	1	.000	1	3	4	4.8	2	0	1	2	1	1	8	5.3		
at Maryland	2/16/21	*	8	1	2	.500	0	1	.000	0	0	.000	0	3	3	4.6	0	0	1	1	0	1	2	4.9		
at Maryland	2/17/21	*	13	1	1	1.000	0	0	.000	0	0	.000	0	0	0	4.0	4	0	1	1	0	1	2	4.5		
Purdue	2/20/21	*	15	0	2	.000	0	0	.000	0	0	.000	1	2	3	3.9	4	0	1	2	1	1	0	4.0		
Penn State	2/23/21	*	27	4	4	1.000	0	0	.000	1	1	1.000	2	3	5	4.0	3	0	1	0	0	0	9	4.5		
at No. 5 Illinois	2/25/21	*	18	3	5	.600	0	0	.000	1	1	1.000	1	4	5	4.1	4	0	1	2	0	0	7	4.7		
Minnesota	2/27/21	*	25	6	10	.600	0	0	.000	0	1	.000	3	6	9	4.5	3	0	2	3	3	0	12	5.3		
Rutgers	3/1/21	*	24	7	11	.636	0	0	.000	0	1	.000	0	6	6	4.6	1	0	1	0	0	0	14	6.0		
at No. 5 Iowa	3/4/21	*	12	0	1	.000	0	0	.000	0	2	.000	0	2	2	4.4	2	0	0	2	0	0	0	5.6		
at Northwestern	3/7/21	*	30	4	5	.800	0	0	.000	0	0	.000	2	4	6	4.5	2	0	2	2	1	2	8	5.7		
Totals		15	302	39	64	.609	0	1	.000	8	19	.421	18	50	68	4.5	44	1	19	24	12	12	86	5.7		

NOTING WALKER


- Has started the last 15 games after becoming eligible on Jan. 10, and is shooting 61 percent from the field
- Walker has nearly doubled his career point total in 15 games this season
- Comes off an eight-point, six-rebound performance in the loss to Northwestern
- Posted a career high in scoring for the second straight game with 14 points and six boards vs. Rutgers
- Nearly posted a double-double vs. Minnesota with season bests in points (12), rebounds (nine) and blocks (three)
- Had seven points and a team-high five rebounds at No. 5 Illinois
- Had nine points on 4-of-4 shooting and five rebounds in a career-high 27 minutes vs. Penn State
- Finished with eight points and four rebounds, while making two big defensive plays in the final minute at Penn St.
- Tied or set personal bests in rebounds (eight), assists (three) and blocks (two) in 23 minutes vs. No. 6 Illinois
- Grabbed a season-high six rebounds in 17 minutes against No. 21 Wisconsin
- Played just 14 minutes at Minnesota, finishing with four points and four rebounds
- Battled foul trouble at Michigan State finishing with four points and four boards in 23 minutes
- Started against Indiana and totaled 10 points on 5-of-7 shooting and three boards in 26 minutes of work
- Missed NU's first 11 games after an NCAA suspension dating back from his time at Tennessee
- Was named to the Tom Osborne Citizenship Team in 2019-20 and was selected to represent Nebraska at the Black Student-Athlete Summit in Austin, Texas, in January of 2020
 - Played in 30 games at Tennessee in 2018-19 as the Volunteers reached the NCAA Sweet 16
 - Helped the Volunteers to an SEC title in 2017-18, playing in 34 games and averaging 1.9 points and 2.2 rebounds per outing
 - A four-star prospect by ESPN who played at Sunrise (Kan.) Christian Academy, averaging 14 points and seven rebounds per game in 2016-17
 - Played on MOKAN Elite AAU program with NBA first-round picks Trae Young and Michael Porter Jr.
 - Spent freshman-junior years at Raytown High School, the alma mater of former Husker great and current Los Angeles Clippers Coach Tyrone Lue

MISC. STATS

Category	2020-21	Career
Double-Figure Scoring	3	3
Double-Figure Rebounding	0	0
Double-Figure Assists	0	0
Double-Doubles	0	0
Led NU in Scoring	0	0
Led NU in Rebounding	3	3
Led NU in Assists	1	1
20+ Point Games	0	0
30+ Point Games	0	0

TOP PERFORMANCES OF 2020-21

Category	No.	Opponent (Date)
Points	14	Rutgers (3/1)
	12	Minnesota (2/27)
	10	Indiana (1/10)
Rebounds	9	Minnesota (2/27)
	8	Illinois (2/12)
	6	at Northwestern (3/7)
	6	Rutgers (3/1)
	6	Wisconsin (2/10)
Assists	3	Illinois (2/12)
	2	at Northwestern (3/7)
	2	Minnesota (2/27)
	2	at Michigan State (2/6)
	2	Wisconsin (2/10)
Blocks	3	Minnesota (2/27)



#14 TREVOR LAKES | 6-7 | 215 | Sr. | F | Lebanon, Ind.

CAREER STATS

Year	GP	GS	Min	Avg	Total			3FG			3FGA			Pct			Rebounds				PF	FO	Ast	TO	Blk	Stl	Pts	Avg
					FG	FGA	Pct	3FG	3FGA	Pct	FT	FTA	Pct	Off	Def	Tot	Avg											
2017-18*	28	3	378	13.5	53	118	.449	47	104	.452	4	7	.571	9	43	52	1.9	43	0	12	14	6	12	157	5.6			
2018-19*	25	25	751	30.0	119	278	.428	87	219	.397	27	32	.844	17	121	138	5.5	55	0	21	19	17	8	352	14.1			
2019-20*	30	28	966	32.2	157	354	.444	101	254	.398	55	69	.797	25	162	187	6.2	60	0	29	27	18	20	470	15.7			
2020-21	13	1	124	9.5	13	36	.361	11	33	.333	3	4	.750	2	12	14	1.1	4	0	5	2	1	1	40	3.1			
TOTAL	13	1	124	9.5	13	36	.361	11	33	.333	3	4	.750	2	12	14	1.1	4	0	5	2	1	1	40	3.1			
All*	96	57	2219	23.1	342	776	.441	246	610	.403	89	112	.795	53	338	391	4.1	162	0	67	62	42	41	1019	10.6			

* Statistics from University of Indianapolis

2020-21 GAME BY GAME

Opponent	Date	GS	Min	TOTAL			3-PTS			FT	FTA	Pct	REBOUNDS				PF	FO	A	TO	Blk	Stl	Pts	Avg	
				FG	FGA	Pct	3FG	FGA	Pct				Off	Def	Tot	Avg									
McNeese State	11/25/20		DNP																						
Nevada	11/26/20		DNP																						
North Dakota State	11/28/20		DNP																						
South Dakota	12/1/20		DNP																						
Georgia Tech	12/9/20		DNP																						
at No. 8 Creighton	12/11/20		DNP																						
Doane	12/17/20		26	4	5	.800	4	5	.800	0	1	.000	1	5	6	6.0	0	0	2	0	0	0	0	12	12.0
at No. 9 Wisconsin	12/22/20		17	0	2	.000	0	1	.000	0	0	.000	0	3	3	4.5	1	0	0	0	1	0	0	0	6.0
No. 19 Michigan	12/25/20		12	1	3	.333	1	3	.333	0	0	.000	0	1	1	3.3	0	0	0	0	0	0	0	3	5.0
at No. 25 Ohio State	12/30/20		14	2	5	.400	1	4	.250	0	0	.000	1	1	2	3.0	1	0	0	0	0	1	5	5.0	
No. 17 Michigan State	1/2/21		3	0	0	.000	0	0	.000	0	0	.000	0	1	1	2.6	0	0	0	0	0	0	0	0	4.0
Indiana	1/10/21		DNP																						
at Michigan State	2/6/21		DNP																						
at Minnesota	2/8/21	*	5	0	0	.000	0	0	.000	0	0	.000	0	0	0	2.2	1	0	0	0	0	0	0	0	3.3
No. 21 Wisconsin	2/10/21		DNP																						
No. 6 Illinois	2/12/21		DNP																						
at Penn State	2/14/21		DNP																						
at Maryland	2/16/21		2	0	1	.000	0	1	.000	0	0	.000	0	1	1	2.0	0	0	0	0	0	0	0	0	2.9
at Maryland	2/17/21		5	1	3	.333	1	3	.333	0	0	.000	0	0	0	1.8	0	0	0	0	0	0	0	3	2.9
Purdue	2/20/21		3	0	1	.000	0	1	.000	0	0	.000	0	0	0	1.6	0	0	0	0	0	0	0	0	2.6
Penn State	2/23/21		DNP																						
at No. 5 Illinois	2/25/21		3	1	1	1.000	1	1	1.000	0	0	.000	0	0	0	1.4	0	0	1	0	0	0	3	2.6	
Minnesota	2/27/21		DNP																						
Rutgers	3/1/21		10	1	4	.250	1	4	.250	0	0	.000	0	0	0	1.3	0	0	0	1	0	0	3	2.6	
at No. 5 Iowa	3/4/21		12	1	6	.167	1	6	.167	3	3	1.000	0	0	0	1.2	0	0	1	1	0	0	6	2.9	
at Northwestern	3/7/21		12	2	5	.400	1	4	.250	0	0	.000	0	0	0	1.1	1	0	1	0	0	0	5	3.1	
Totals		1	124	13	36	.361	11	33	.333	3	4	.750	2	12	14	1.1	4	0	5	2	1	1	40	3.1	

NOTING LAKES


- Transfer from Division II University of Indianapolis who was ruled eligible on Dec. 17, and is a career 40 percent shooter from 3-point range.
- Reached double figures in minutes in each of the last three games since the departure of Teddy Allen on March 1
- Had five points and an assist in 12 minutes off the bench against Northwestern
- Had six points in 12 minutes of work against No. 5 Iowa
- Played 10 minutes, his longest stint since Dec. 30, and had three points vs. Rutgers
- Went over 1,000 career points with a 3-pointer at Maryland on Feb. 17
- Started at Minnesota, but did not score in five minutes of work
- Played just three minutes in the loss to No. 17 Michigan State on Jan. 2
- Had five points and two boards in 14 minutes at No. 25 Ohio State
- Had three points in 12 minutes off the bench against No. 19 Michigan
- Went scoreless, but grabbed three boards and blocked a shot in 16 minutes at No. 9 Wisconsin
- Made an immediate impact, hitting 4-of-5 shots from 3-point range and adding six rebounds against Doane
- Averaged 15.7 points and 6.2 rebounds per game last season while leading his conference in 3-pointers per game (3.4/gm) for the second straight year, helping Indianapolis to a 24-6 record and a No. 1 seed in the 2020 NCAA Division II Regional Tournament
 - Collected All-GLVC honors as a sophomore in 2018-19, as he led the team in scoring at 14.1 ppg, while pulling down 5.5 rebounds per contest. Lakes paced the conference with 3.5 3-pointers per game and shot 39.7 percent from 3-point range, while ranking among conference leaders in scoring (11th) and rebounding (12th)
 - Played at Lebanon High School, averaging 22.5 points, 6.7 rebounds and 1.5 blocks per game as a senior en route to earning IBCA Honorable Mention All-State honors

MISC. STATS

Category	2020-21	Career
Double-Figure Scoring	1	52
Double-Figure Rebounding	0	2
Double-Figure Assists	0	0
Double-Doubles	0	2
Led NU in Scoring	0	0
Led NU in Rebounding	0	0
Led NU in Assists	0	0
20+ Point Games	0	15
30+ Point Games	0	0

TOP PERFORMANCES OF 2020-21

Category	No.	Opponent (Date)
Points	12	Doane (12/17)
	6	at Iowa (3/4)
	5	at Northwestern (3/7)
	5	at Ohio State (12/30)
Rebounds	6	Doane (12/17)
	3	at Wisconsin (12/22)
Assists	2	Doane (12/17)



#21 JACE PIATKOWSKI | 6-3 | 184 | R-Fr. | G | Omaha, Neb.

CAREER STATS																									
Year	GP	GS	Min	Avg	Total					Rebounds					PF	FO	Ast	TO	Blk	Stl	Pts	Avg			
					FG	FGA	Pct	3FG	3FGA	Pct	FT	FTA	Pct	Off									Def	Tot	Avg
2020-21	10	0	18	1.8	1	1	1.000	1	1	1.000	1	2	.500	1	1	2	0.2	0	0	0	1	0	0	4	0.4
TOTAL	10	0	18	1.8	1	1	1.000	1	1	1.000	1	2	.500	1	1	2	0.2	0	0	0	1	0	0	4	0.4

2020-21 GAME BY GAME

Opponent	Date	GS	Min	TOTAL			3-PTS			FT	FTA	Pct	REBOUNDS				PF	FO	A	TO	Blk	Stl	Pts	Avg
				FG	FGA	Pct	3FG	FGA	Pct				Off	Def	Tot	Avg								
McNeese State	11/25/20	4	1	1	1.000	1	1	1.000	0	0	.000	0	0	0	0.0	0	0	0	0	0	0	0	3	3.0
Nevada	11/26/20	DNP																						
North Dakota State	11/28/20	2	0	0	.000	0	0	.000	0	0	.000	1	0	1	0.5	0	0	0	0	0	0	0	0	1.5
South Dakota	12/1/20	DNP																						
Georgia Tech	12/9/20	DNP																						
at No. 8 Creighton	12/11/20	2	0	0	.000	0	0	.000	0	0	.000	0	0	0	0.3	0	0	0	0	0	0	0	0	1.0
Doane	12/17/20	DNP																						
No. 9 Wisconsin	12/22/20	DNP																						
No. 19 Michigan	12/25/20	DNP																						
at No. 25 Ohio State	12/30/20	DNP																						
No. 17 Michigan State	1/2/21	DNP																						
Indiana	1/10/21	DNP																						
at Michigan State	2/6/21	DNP																						
at Minnesota	2/8/21	DNP																						
No. 21 Wisconsin	2/10/21	0	0	0	.000	0	0	.000	0	0	.000	0	0	0	0.3	0	0	0	0	0	0	0	0	0.8
No. 6 Illinois	2/12/21	DNP																						
at Penn State	2/14/21	DNP																						
at Maryland	2/16/21	1	0	0	.000	0	0	.000	1	2	.500	0	0	0	0.2	0	0	0	0	0	0	0	1	0.8
at Maryland	2/17/21	1	0	0	.000	0	0	.000	0	0	.000	0	0	0	0.2	0	0	0	0	0	0	0	0	0.7
Purdue	2/20/21	1	0	0	.000	0	0	.000	0	0	.000	0	0	0	0.1	0	0	0	0	0	0	0	0	0.6
Penn State	2/23/21	DNP																						
at No. 5 Illinois	2/25/21	2	0	0	.000	0	0	.000	0	0	.000	0	1	1	0.3	0	0	0	0	0	0	0	0	0.5
Minnesota	2/27/21	DNP																						
Rutgers	3/1/21	2	0	0	.000	0	0	.000	0	0	.000	0	0	0	0.2	0	0	0	0	0	0	0	0	0.4
at No. 5 Iowa	3/4/21	3	0	0	.000	0	0	.000	0	0	.000	0	0	0	0.2	0	0	0	1	0	0	0	0	0.4
at Northwestern	3/7/21	DNP																						
Totals		0	18	1	1	1.000	1	1	1.000	1	2	.500	1	1	2	0.2	0	0	0	1	0	0	4	0.4

NOTING PIATKOWSKI

- Walk-on who has played in 10 games, including seven times in Big Ten play
- Made his debut and hit a 3-pointer in a season-high four minutes against McNeese State
- Played the final three minutes at Iowa
- Finished the final two minutes of the win over Rutgers
- Played in both games at Maryland, going 1-of-2 from the foul line in the opener
- Saw action in the final minute against Purdue
- Played the final minute of the loss to No. 21 Wisconsin
- Played the final 1:43 at Creighton, but had no stats
- Walk-on who redshirted during the 2019-20 season
- Played at Elkhorn South, averaging 18.6 points and 3.3 rebounds per game as a senior, highlighted by a 36-point performance against Lincoln High, to earn honorable-mention all-state honors from the Omaha World-Herald
 - Was AAU teammates with fellow Huskers Akol Arop and Bret Porter
 - His father (Eric) played at Nebraska from 1991-94 and spent 14 years in the NBA
 - The elder Piatkowski ranks second in school history with 1,934 points and was a two-time All-Big Eight pick and 1994 Big Eight Tournament MVP

MISC. STATS

Category	2020-21	Career
Double-Figure Scoring	0	0
Double-Figure Rebounding	0	0
Double-Figure Assists	0	0
Double-Doubles	0	0
Led NU in Scoring	0	0
Led NU in Rebounding	0	0
Led NU in Assists	0	0
20+ Point Games	0	0
30+ Point Games	0	0

TOP PERFORMANCES OF 2020-21

Category	No.	Opponent (Date)
Points	3	McNeese State (11/25)
	1	at Maryland (2/17)
Rebounds	1	North Dakota State (11/28)
Assists	NA	



#24 YVAN OUEDRAOGO | 6-9 | 245 | So. | F | Bordeaux, France

CAREER STATS

Year	GP	GS	Min	Avg	Total					Rebounds					PF	FO	Ast	TO	Blk	Stl	Pts	Avg			
					FG	FGA	Pct	3FG	3FGA	Pct	FT	FTA	Pct	Off									Def	Tot	Avg
2019-20	32	30	682	21.3	70	168	.417	0	0	.000	41	86	.477	90	113	203	6.3	52	0	15	48	9	13	181	5.7
2020-21	22	4	326	14.8	28	66	.424	0	0	.000	18	46	.391	40	42	82	3.7	32	0	9	12	11	10	74	3.4
TOTAL	54	34	1008	18.7	98	234	.419	0	0	.000	59	132	.447	130	155	285	5.3	84	0	24	60	20	23	255	4.7

2020-21 GAME BY GAME

Opponent	Date	GS	Min	TOTAL			3-PTS			FT	FTA	Pct	REBOUNDS				PF	FO	A	TO	Blk	Stl	Pts	Avg
				FG	FGA	Pct	3FG	3FGA	Pct				Off	Def	Tot	Avg								
McNeese State	11/25/20		23	3	12	.250	0	0	.000	3	5	.600	3	4	7	7.0	2	0	0	1	0	2	9	9.0
Nevada	11/26/20		15	0	1	.000	0	0	.000	2	3	.667	3	0	3	5.0	4	0	1	1	0	1	2	5.5
North Dakota State	11/28/20		19	2	5	.400	0	0	.000	0	2	.000	5	2	7	5.7	1	0	0	0	1	0	4	5.0
South Dakota	12/1/20		18	1	1	1.000	0	0	.000	0	0	.000	1	4	5	5.5	2	0	0	0	2	0	2	4.3
Georgia Tech	12/9/20		12	0	1	.000	0	0	.000	0	0	.000	1	0	1	4.6	0	0	0	0	0	0	0	3.4
at No. 8 Creighton	12/11/20		18	1	3	.333	0	0	.000	2	3	.667	2	2	4	4.5	3	0	2	1	2	0	4	3.5
Doane	12/17/20		18	3	5	.600	0	0	.000	7	10	.700	4	9	13	5.7	3	0	1	1	0	0	13	4.9
at No. 9 Wisconsin	12/22/20	*	24	3	4	.750	0	0	.000	0	0	.000	2	4	6	5.8	2	0	1	0	2	1	6	5.0
No. 19 Michigan	12/25/20	*	30	3	4	.750	0	0	.000	0	3	.000	3	3	6	5.8	4	0	1	0	1	0	6	5.1
at No. 25 Ohio State	12/30/20	*	21	1	3	.333	0	0	.000	2	4	.500	3	2	5	5.7	1	0	0	1	1	0	4	5.0
No. 17 Michigan State	1/2/21	*	26	3	5	.600	0	0	.000	0	2	.000	3	1	4	5.5	0	0	0	2	0	1	6	5.1
Indiana	1/10/21		DNP																					
at Michigan State	2/6/21		14	2	4	.500	0	0	.000	0	3	.000	1	2	3	5.3	0	0	0	0	0	1	4	5.0
at Minnesota	2/8/21		13	0	1	.000	0	0	.000	0	2	.000	2	1	3	5.2	0	0	0	1	0	1	0	4.6
No. 21 Wisconsin	2/10/21		9	1	1	1.000	0	0	.000	0	2	.000	1	2	3	5.0	2	0	1	1	0	0	2	4.4
No. 6 Illinois	2/12/21		11	0	1	.000	0	0	.000	1	2	.500	0	0	0	4.7	3	0	0	0	0	1	1	4.2
at Penn State	2/14/21		8	2	4	.500	0	0	.000	0	1	.000	1	1	2	4.5	0	0	0	0	1	0	4	4.2
at Maryland	2/16/21		3	0	0	.000	0	0	.000	0	0	.000	0	0	0	4.2	0	0	0	0	0	0	0	3.9
at Maryland	2/17/21		8	0	1	.000	0	0	.000	0	0	.000	1	0	1	4.1	1	0	1	0	0	0	0	3.7
Purdue	2/20/21		20	3	8	.375	0	0	.000	1	4	.250	4	4	8	4.3	2	0	1	1	0	1	7	3.9
Penn State	2/23/21		3	0	0	.000	0	0	.000	0	0	.000	0	1	1	4.1	0	0	0	0	1	0	0	3.7
at No. 5 Illinois	2/25/21		3	0	0	.000	0	0	.000	0	0	.000	0	0	0	3.9	2	0	0	1	0	0	0	3.5
Minnesota	2/27/21		DNP																					
Rutgers	3/1/21		DNP																					
at No. 5 Iowa	3/4/21		11	0	2	.000	0	0	.000	0	0	.000	0	0	0	3.7	0	0	0	1	0	1	0	3.4
at Northwestern	3/7/21		DNP																					
Totals		4	326	28	66	.424	0	0	.000	18	46	.391	40	42	82	3.7	32	0	9	12	11	10	74	3.4

NOTING OUEDRAOGO

- Spent most of the summer in France during the pandemic and worked on his body, losing nearly 20 pounds and working on his explosiveness
- Has provided depth in the Husker frontcourt during the second half of the season and had his best performance against Purdue with eight rebounds and seven points in 20 minutes
- Played 11 minutes at No. 5 Iowa, recording a steal
- Finished with four points and two boards in seven minutes at Penn State
- Had two points, three rebounds and an assist in nine minutes vs. No. 21 Wisconsin
- Grabbed three rebounds in 13 minutes of work at Minnesota
- Had four points and three boards in 13 minutes at Michigan State after missing the Indiana game
- Tallied six points and four boards in 26 minutes vs. No. 17 Michigan State
- Finished with four points and five boards in 21 minutes at No. 25 Ohio State
- Had six points and six boards in 29 minutes against No. 19 Michigan
- Made his first start of the season at No. 9 Wisconsin, finishing with six points, six boards and two blocked shots
- Scored a career-high 13 points and added 13 boards in 18 minutes of work against Doane for his first double-double of the season
- Grabbed seven boards in 18 minutes against North Dakota State
- Totaled nine points and seven boards in 24 minutes off the bench against McNeese State
- Started 30 games as a 17-year-old, averaging 5.7 points and a team-high 6.3 rebounds per game in 2019-20, ranking third among Big Ten freshmen in rebounding
- Set school freshman marks for season rebounds (203) and double-doubles (three)
- Established a school freshman single-game record with 19 rebounds against Northwestern on March 1, 2020, breaking the previous mark of 17 set two other times
- Made significant strides, averaging 6.8 points and 7.6 rebounds per game over the Huskers' final nine games, including two of his three double-doubles
- Spent the summer of 2019 playing for the French U-18 National Team, helping France to a 6-1 record and fifth-place finish at the European Championships
- Attended the National Institute of Sport, Expertise and Performance (INSEP), a program which produced Clint Capela, Boris Diaw and Tony Parker, among others
- Represented France in the 2018 FIBA U-16 European Championships, when he averaged 12.7 points and 9.7 rebounds per game to earn team MVP honors

MISC. STATS

Category	2020-21	Career
Double-Figure Scoring	1	7
Double-Figure Rebounding	1	7
Double-Figure Assists	0	0
Double-Doubles	1	4
Led NU in Scoring	0	0
Led NU in Rebounding	4	16
Led NU in Assists	0	0
20+ Point Games	0	0
30+ Point Games	0	0

TOP PERFORMANCES OF 2020-21

Category	No.	Opponent (Date)
Points	13	Doane (12/17)
	9	McNeese State (11/25)
Rebounds	13	Doane (12/17)
	8	Purdue (2/20)
	7	McNeese State (11/25)
	7	North Dakota State (11/28)
Blocks	2	South Dakota (12/1)
	2	at Creighton (12/11)
	2	at Wisconsin (12/22)



#34 THORIR THORBJARNARSON | 6-6 | 202 | Sr. | G | Reykjavik, Iceland

CAREER STATS

Year	GP	GS	Min		Total			3FG			FTA			Rebounds				PF	FO	Ast	TO	Blk	Stl	Pts	Avg
			Min	Avg	FG	FGA	Pct	3FG	3FGA	Pct	FT	FTA	Pct	Off	Def	Tot	Avg								
2017-18	9	0	19	2.1	3	7	.429	2	5	.400	0	0	.000	1	3	4	0.4	4	0	3	1	0	1	8	0.9
2018-19	25	7	307	12.3	19	56	.339	4	23	.174	8	12	.667	10	43	53	2.1	25	0	29	13	5	14	50	2.0
2019-20	32	24	935	29.2	100	221	.452	48	129	.372	32	41	.780	18	134	152	4.8	66	1	42	47	4	36	280	8.8
2020-21	26	11	563	21.7	34	102	.333	16	60	.267	10	13	.769	16	64	80	3.1	37	0	44	21	3	23	94	3.6
TOTAL	92	42	1824	19.8	156	386	.404	70	217	.323	50	66	.758	45	244	289	3.1	132	1	118	82	12	74	432	4.7

2020-21 GAME BY GAME

Opponent	Date	GS	Min	TOTAL			3-PTS			FT	FTA	Pct	REBOUNDS				PF	FO	A	TO	Blk	Stl	Pts	Avg
				FG	FGA	Pct	3FG	FGA	Pct				Off	Def	Tot	Avg								
McNeese State	11/25/20	*	26	3	9	.333	2	5	.400	0	0	.000	1	1	2	2.0	0	0	1	1	0	1	8	8.0
Nevada	11/26/20	*	28	0	4	.000	0	4	.000	0	0	.000	0	4	4	3.0	3	0	2	0	0	1	0	4.0
North Dakota State	11/28/20	*	29	1	5	.200	1	4	.250	0	0	.000	0	3	3	3.0	3	0	1	0	0	3	3	3.7
South Dakota	12/1/20	*	22	0	2	.000	0	1	.000	0	0	.000	1	2	3	3.0	1	0	0	2	0	1	0	2.8
Georgia Tech	12/9/20	*	34	1	4	.250	0	1	.000	0	0	.000	4	3	7	3.8	1	0	5	1	0	1	2	2.6
at No. 8 Creighton	12/11/20	*	32	3	5	.600	2	3	.667	0	0	.000	0	6	6	4.2	1	0	3	4	0	0	8	3.5
Doane	12/17/20	*	16	3	7	.429	0	3	.000	2	2	1.000	0	2	2	3.9	0	0	0	0	0	0	8	4.1
at No. 9 Wisconsin	12/22/20		25	1	6	.167	1	5	.200	1	2	.500	0	2	2	3.6	3	0	2	2	0	1	4	4.1
No. 19 Michigan	12/25/20		18	0	0	.000	0	0	.000	0	0	.000	1	1	2	3.4	3	0	0	0	0	0	0	3.7
at No. 25 Ohio State	12/30/20		24	1	3	.333	0	2	.000	0	0	.000	0	5	5	3.6	4	0	0	2	0	2	2	3.5
No. 17 Michigan State	1/2/21		23	1	4	.250	0	1	.000	1	2	.500	0	2	2	3.5	3	0	2	0	0	0	3	3.5
Indiana	1/10/21		11	0	0	.000	0	0	.000	0	0	.000	0	2	2	3.3	0	0	0	0	0	0	0	3.2
at Michigan State	2/6/21		14	2	3	.667	0	0	.000	0	0	.000	0	0	0	3.1	2	0	0	1	0	1	4	3.2
at Minnesota	2/8/21		15	2	6	.333	0	3	.000	1	1	1.000	1	1	2	3.0	1	0	1	0	0	0	5	3.4
No. 21 Wisconsin	2/10/21		10	0	1	.000	0	0	.000	0	0	.000	0	0	0	2.8	0	0	0	0	0	0	0	3.1
No. 6 Illinois	2/12/21		18	3	5	.600	2	3	.667	0	0	.000	0	1	1	2.7	1	0	1	0	1	2	8	3.4
at Penn State	2/14/21		8	0	1	.000	0	0	.000	0	0	.000	1	1	2	2.6	0	0	1	0	0	0	0	3.2
at Maryland	2/16/21		15	0	3	.000	0	2	.000	0	0	.000	0	2	2	2.6	2	0	1	0	0	1	0	3.1
at Maryland	2/17/21		11	0	0	.000	0	0	.000	0	0	.000	1	0	1	2.5	1	0	0	0	0	0	0	2.9
Purdue	2/20/21		22	3	6	.500	3	6	.500	0	0	.000	0	4	4	2.6	2	0	4	1	2	1	9	3.2
Penn State	2/23/21		25	2	4	.500	2	3	.667	2	2	1.000	0	3	3	2.6	3	0	0	0	0	2	8	3.4
at No. 5 Illinois	2/25/21		25	0	1	.000	0	1	.000	0	0	.000	0	1	1	2.5	1	0	2	0	0	1	0	3.3
Minnesota	2/27/21	*	25	3	4	.750	1	2	.500	3	4	.750	0	4	4	2.6	1	0	2	3	0	0	10	3.6
Rutgers	3/1/21	*	34	1	5	.200	0	4	.000	0	0	.000	3	4	7	2.8	1	0	5	1	0	4	2	3.5
at No. 5 Iowa	3/4/21	*	27	1	8	.125	0	4	.000	0	0	.000	1	4	5	2.9	0	0	5	2	0	1	2	3.4
at Northwestern	3/7/21	*	34	3	6	.500	2	3	.667	0	0	.000	2	6	8	3.1	0	0	6	1	0	0	8	3.6
Totals		11	563	34	102	.333	16	60	.267	10	13	.769	16	64	80	3.1	37	0	44	21	3	23	94	3.6

NOTING THORBJARNARSON

- Returning starter who can fill a variety of roles and doesn't need to score to make a positive impact on games
- Started the past four games, averaging 6.0 rebounds and 4.5 assists per game with a 2.6-to-1 assist-to-turnover ratio
- Put together a strong effort at Northwestern with eight points and season highs in assists (six) and rebounds (eight)
- Dished out five assists and had five boards in 27 minutes at No. 5 Iowa
- Turned in an all-around effort against Rutgers with seven rebounds, five assists and four steals in the 72-51 win
- Reached double figures with a season-high 10 points on 3-of-4 shooting against Minnesota
- Continued his late-season surge with eight points and three boards in 25 minutes vs. Penn State
- Put together a solid afternoon against Purdue with nine points, four rebounds, four assists and two blocks
- Matched his season high with eight points, including 2-of-3 from 3-point range, against No. 6 Illinois
- Had five points and two rebounds in 16 minutes off the bench at Minnesota
- Had four points and a steal in 14 minutes at Michigan State
- Grabbed a pair of rebounds in 11 minutes off the bench against Indiana
- Totaled two points, five boards and a pair of steals at No. 25 Ohio State
- Finished with eight points and two boards in 16 minutes against Doane
- Matched season high with eight points on 3-of-5 shooting, along with six boards and three assists at No. 8 Creighton
- Set season highs in both rebounds (seven) and assists (five) in 34 minutes against Georgia Tech
- Had three points, three steals and three rebounds in 28 minutes against Nevada
- Had eight points, including a pair of 3-pointers, against McNeese State while helping hold Dru Kuxhausen, who ranked among national 3-point leaders in 2019-20 to just 11 points on 4-of-11 shooting
 - Played in all 32 games, including 24 starts, in 2019-20 and averaged 8.8 points, 4.8 rebounds, 1.3 assists and 1.1 steals per game, finishing 10th in the Big Ten in steals and 14th in 3-point percentage (.372)
 - Reached double figures 13 times, including a trio of 17-point efforts (at Indiana, vs. Iowa, at Rutgers)
 - Started all 20 Big Ten games, averaging 10.6 ppg, while ranking second on the team in rebounding (5.5 rpg) and third in assists (1.7 apg)
- Played for the Iceland National Team during the Games of the Small States of Europe in the summer of 2019, averaging 10 points per game
 - Was in the rotation during the second half of the 2018-19 season, playing in 25 contests, including seven starts
 - Nebraska's first scholarship player from Iceland and one of the few players from the nation on Division I teams
 - Played for KR Reykjavik in the Icelandic League for three years (2015-17), helping the team to three straight titles and a pair of Icelandic Cups in 2016 and 2017

MISC. STATS

Category	2020-21	Career
Double-Figure Scoring	1	14
Double-Figure Rebounding	0	1
Double-Figure Assists	0	0
Double-Doubles	0	0
Led NU in Scoring	0	2
Led NU in Rebounding	2	10
Led NU in Assists	6	9
20+ Point Games	0	0
30+ Point Games	0	0

TOP PERFORMANCES OF 2020-21

Category	No.	Opponent (Date)
Points	10	Minnesota (2/27)
	9	Purdue (2/20)
	8	six times
Rebounds	8	at Northwestern (3/7)
	7	Georgia Tech (12/9)
	7	Rutgers (3/1)
	6	at Creighton (12/11)
Assists	6	at Northwestern (3/7)
	5	Georgia Tech (12/9)
	5	at Iowa (3/4)
	5	Rutgers (3/1)



#35 EDUARDO ANDRE | 6-10 | 228 | Fr. | F | London, England

CAREER STATS

Year	GP	GS	Min		Total		Pct	3FG	3FGA	Pct	FT	FTA	Pct	Rebounds				PF	FO	Ast	TO	Blk	Stl	Pts	Avg
			Min	Avg	FG	FGA								Off	Def	Tot	Avg								
2020-21	19	0	168	8.8	21	33	.636	0	0	.000	9	20	.450	12	31	43	2.3	40	1	9	9	5	5	51	2.7
TOTAL	19	0	168	8.8	21	33	.636	0	0	.000	9	20	.450	12	31	43	2.3	40	1	9	9	5	5	51	2.7

2020-21 GAME BY GAME

Opponent	Date	GS	Min	TOTAL			3-PTS			FT	FTA	Pct	REBOUNDS				PF	FO	A	TO	Blk	Stl	Pts	Avg		
				FG	FGA	Pct	3FG	FGA	Pct				Off	Def	Tot	Avg										
McNeese State	11/25/20		DNP																							
Nevada	11/26/20		DNP																							
North Dakota State	11/28/20		DNP																							
South Dakota	12/1/20		DNP																							
Georgia Tech	12/9/20		DNP																							
at No. 8 Creighton	12/11/20		DNP																							
Doane	12/17/20	14		4	4	1.000	0	0	.000	1	2	.500	1	3	4	4.0	3	0	1	0	2	0	9	9.0		
at No. 9 Wisconsin	12/22/20	1		1	1	1.000	0	0	.000	0	0	.000	0	0	0	2.0	0	0	0	0	0	0	2	5.5		
No. 19 Michigan	12/25/20	4		0	1	.000	0	0	.000	1	2	.500	0	1	1	1.7	0	0	0	1	0	0	1	4.0		
at No. 25 Ohio State	12/30/20	7		1	1	1.000	0	0	.000	1	1	1.000	1	1	2	1.8	4	0	0	1	0	0	3	3.8		
No. 17 Michigan State	1/2/21	2		0	0	.000	0	0	.000	0	0	.000	0	1	1	1.6	0	0	0	1	0	0	0	3.0		
Indiana	1/10/21	2		0	0	.000	0	0	.000	0	0	.000	0	0	0	1.3	0	0	0	0	0	0	0	2.5		
at Michigan State	2/6/21		DNP																							
at Minnesota	2/8/21	13		0	1	.000	0	0	.000	0	0	.000	0	3	3	1.6	1	0	2	0	1	0	0	2.1		
No. 21 Wisconsin	2/10/21	10		1	1	1.000	0	0	.000	0	0	.000	0	1	1	1.5	5	1	0	0	1	0	2	2.1		
No. 6 Illinois	2/12/21	11		0	1	.000	0	0	.000	2	2	1.000	0	3	3	1.7	2	0	1	1	0	0	2	2.1		
at Penn State	2/14/21	7		1	2	.500	0	0	.000	0	0	.000	0	3	3	1.8	3	0	1	0	0	0	2	2.1		
at Maryland	2/16/21	10		0	1	.000	0	0	.000	0	2	.000	1	3	4	2.0	1	0	0	2	0	2	0	1.9		
at Maryland	2/17/21	7		0	2	.000	0	0	.000	0	0	.000	0	1	1	1.9	0	0	0	0	0	0	0	1.8		
Purdue	2/20/21	6		1	3	.333	0	0	.000	0	2	.000	1	0	1	1.8	2	0	0	0	0	0	2	1.8		
Penn State	2/23/21	9		1	1	1.000	0	0	.000	0	0	.000	0	2	2	1.9	3	0	1	1	0	1	2	1.8		
at No. 5 Illinois	2/25/21	11		3	5	.600	0	0	.000	1	3	.333	1	1	2	1.9	4	0	0	0	0	1	7	2.1		
Minnesota	2/27/21	15		3	4	.750	0	0	.000	1	2	.500	2	4	6	2.1	2	0	0	0	0	0	7	2.4		
Rutgers	3/1/21	14		1	1	1.000	0	0	.000	0	0	.000	2	1	3	2.2	4	0	1	2	1	0	2	2.4		
at No. 5 Iowa	3/4/21	15		2	2	1.000	0	0	.000	0	0	.000	3	0	3	2.2	2	0	2	0	0	0	4	2.5		
at Northwestern	3/7/21	10		2	2	1.000	0	0	.000	2	4	.500	0	3	3	2.3	4	0	0	0	0	1	6	2.7		
Totals		0	168	21	33	.636	0	0	.000	9	20	.450	12	31	43	2.3	40	1	9	9	5	5	51	2.7		

NOTING ANDRE

- Freshman who emerged for the Huskers over the last month, giving the Huskers a rim protector with a 7-4 wingspan
- Has played 10+ minutes in each of the last five games, averaging 5.2 ppg on 79 percent shooting and 3.4 rpg
- Scored six points and grabbed three rebounds in 10 minutes against Northwestern
- Tallied four points, three boards and two assists in 15 minutes at No. 5 Iowa
- Had two points, three rebounds and a blocked shot in 14 minutes against Rutgers
- Played one of his best games of the season against Minnesota with seven points and six boards in 15 minutes
- Had seven points and two rebounds in 11 minutes at No. 5 Illinois
- Established season highs in rebounds (four) and steals (two) at Maryland on Feb. 16
- Had two points and three rebounds in seven minutes of work at Penn State
- Gave NU quality minutes off the bench with two points and three rebounds against No. 6 Illinois
- Had two points, a rebound and a blocked shot in nine minutes against No. 21 Wisconsin
- Saw extensive action in the second half at Minnesota, grabbing three boards and dishing out two assists in 13 minutes
- Saw limited time against No. 17 Michigan State and against Indiana
- Finished with three points in seven minutes off the bench against Ohio State
- Had one point and a rebound in five minutes against No. 19 Michigan
- Played the final minute at No. 9 Wisconsin, making his only attempt against the Badgers
- Made his debut against Doane, finishing with nine points on 4-of-4 shooting, four rebounds and two blocked shots
- Missed Nebraska's first six games
- Three-star recruit who averaged 10.3 points, 9.8 rebounds and 3.9 blocked shots per game at AZ Compass Prep as a high school senior in 2019-20
 - Moved to America prior to his sophomore season and spent two years at Woodrow Wilson High School in Dallas, averaging 12.3 points, 11.5 rebounds and 4.3 blocks per game and was named district defensive player of the year
 - Was a late bloomer to the sport, as he did not start playing basketball competitively until he was 14 years old and grew up playing soccer
 - Chose NU over offers from Illinois, Maryland and Texas A&M among others

MISC. STATS

Category	2020-21	Career
Double-Figure Scoring	0	0
Double-Figure Rebounding	0	0
Double-Figure Assists	0	0
Double-Doubles	0	0
Led NU in Scoring	0	0
Led NU in Rebounding	0	0
Led NU in Assists	0	0
20+ Point Games	0	0
30+ Point Games	0	0

TOP PERFORMANCES OF 2020-21

Category	No.	Opponent (Date)
Points	9	Doane (12/17)
	7	at Illinois (2/25)
	7	Minnesota (2/27)
Rebounds	6	Minnesota (2/27)
	4	Doane (12/17)
	4	at Maryland (2/16)
Assists	2	at Minnesota (2/8)
	2	at Iowa (3/4)
Blocks	2	Doane (12/17)
	1	Rutgers (3/1)
	1	at Minnesota (2/8)
	1	Wisconsin (2/10)



#44 BRET PORTER | 6-5 | 228 | R-Fr. | F | Omaha, Neb.

CAREER STATS

Year	GP	GS	Min	Avg	Total					Rebounds					PF	FO	Ast	TO	Blk	Stl	Pts	Avg			
					FG	FGA	Pct	3FG	3FGA	Pct	FT	FTA	Pct	Off									Def	Tot	Avg
2020-21	7	0	10	1.4	0	0	.000	0	0	.000	0	0	.000	0	1	1	0.1	1	0	1	1	1	0	0	0.0
TOTAL	7	0	10	1.4	0	0	.000	0	0	.000	0	0	.000	0	1	1	0.1	1	0	1	1	1	0	0	0.0

2020-21 GAME BY GAME

Opponent	Date	GS	Min	TOTAL			3-PTS			FT	FTA	Pct	REBOUNDS				PF	FO	A	TO	Blk	Stl	Pts	Avg
				FG	FGA	Pct	3FG	FGA	Pct				Off	Def	Tot	Avg								
McNeese State	11/25/20	3		0	0	.000	0	0	.000	0	0	.000	0	1	1	1.0	1	0	0	0	0	0	0	0.0
Nevada	11/26/20	DNP																						
North Dakota State	11/28/20	2		0	0	.000	0	0	.000	0	0	.000	0	0	0	0.5	0	0	0	0	1	0	0	0.0
South Dakota	12/1/20	DNP																						
Georgia Tech	12/9/20	DNP																						
at No. 8 Creighton	12/11/20	2		0	0	.000	0	0	.000	0	0	.000	0	0	0	0.3	0	0	0	1	0	0	0	0.0
Doane	12/17/20	DNP																						
No. 9 Wisconsin	12/22/20	DNP																						
No. 19 Michigan	12/25/20	DNP																						
at No. 25 Ohio State	12/30/20	DNP																						
No. 17 Michigan State	1/2/21	DNP																						
Indiana	1/10/21	DNP																						
at Michigan State	2/6/21	DNP																						
at Minnesota	2/8/21	DNP																						
No. 21 Wisconsin	2/10/21	DNP																						
No. 6 Illinois	2/12/21	DNP																						
at Penn State	2/14/21	DNP																						
at Maryland	2/16/21	1		0	0	.000	0	0	.000	0	0	.000	0	0	0	0.3	0	0	0	0	0	0	0	0.0
at Maryland	2/17/21	DNP																						
Purdue	2/20/21	DNP																						
Penn State	2/23/21	DNP																						
at No. 5 Illinois	2/25/21	0		0	0	.000	0	0	.000	0	0	.000	0	0	0	0.2	0	0	0	0	0	0	0	0.0
Minnesota	2/27/21	DNP																						
Rutgers	3/1/21	1		0	0	.000	0	0	.000	0	0	.000	0	0	0	0.2	0	0	0	0	0	0	0	0.0
at No. 5 Iowa	3/4/21	1		0	0	.000	0	0	.000	0	0	.000	0	0	0	0.1	0	0	1	0	0	0	0	0.0
at Northwestern	3/7/21	DNP																						
Totals		0	10	0	0	.000	0	0	.000	0	0	.000	0	1	1	0.1	1	0	1	1	1	0	0	0.0

NOTING PORTER

- Walk-on who has played in seven games, logging 10 minutes of action
- Played the final minute in the win over Rutgers and the loss at No. 5 Iowa
- Played the final minute at Maryland on Feb. 16, his first action since Dec. 11
- Blocked a shot in 1:37 of playing time in the win against North Dakota State
- Played the final 1:43 of the loss at No. 8 Creighton
- Made his collegiate debut with a season-high three minutes against McNeese State
- Returned from a torn ACL in June of 2018 to play as a senior, averaging 6.2 points and 4.4 rebounds as Millard North High School reached the district final in 2019
- Enjoyed a strong junior season, averaging 13.5 points and 7.5 rebounds per game for the Mustangs
- Was AAU teammates with fellow Huskers Akol Arop and Jace Piatkowski
- Is a fourth-generation athlete at Nebraska, as his father (Budge, 1975) grandfather (Mort, 1943, 1946-47) and great grandfather (Grove, 1913-15) all played football for the Cornhuskers

MISC. STATS

Category	2020-21	Career
Double-Figure Scoring	0	0
Double-Figure Rebounding	0	0
Double-Figure Assists	0	0
Double-Doubles	0	0
Led NU in Scoring	0	0
Led NU in Rebounding	0	0
Led NU in Assists	0	0
20+ Point Games	0	0
30+ Point Games	0	0

TOP PERFORMANCES OF 2020-21

Category	No.	Opponent (Date)
Points	NA	
Rebounds	1	McNeese State (11/25)
Assists	NA	



#45 DALANO BANTON | 6-9 | 204 | So. | G | Toronto, Ontario, Canada

CAREER STATS

Year	GP	GS	Min	Avg	Total					Rebounds					PF	FO	Ast	TO	Blk	Stl	Pts	Avg.			
					FG	FGA	Pct	3FG	3FGA	Pct	FT	FTA	Pct	Off									Def	Tot	Avg
2018-19*	31	12	469	15.1	39	97	.402	8	37	.216	19	34	.559	16	76	92	3.0	27	0	65	52	16	14	105	3.4
2020-21	26	22	708	27.2	87	211	.412	20	78	.256	57	87	.655	27	128	155	6.0	52	1	103	65	24	25	251	9.7
TOTAL	26	22	708	27.2	87	211	.412	20	78	.256	57	87	.655	27	128	155	6.0	52	1	103	65	24	25	251	9.7
All*	57	34	1177	20.6	126	308	.409	28	115	.243	76	121	.628	43	204	247	4.3	79	1	168	117	40	39	356	6.2

*-Statistics from Western Kentucky

2020-21 GAME BY GAME

Opponent	Date	GS	Min	TOTAL			3-PTS			REBOUNDS			PF	FO	A	TO	Blk	Stl	Pts	Avg				
				FG	FGA	Pct	3FG	FGA	Pct	FT	FTA	Pct									Off	Def	Tot	Avg
McNeese State	11/25/20	* 22	4	7	.571	0	2	.000	6	8	.750	2	4	6	6.0	2	0	6	2	4	3	14	14.0	
Nevada	11/26/20	* 38	6	17	.353	3	11	.273	3	4	.750	2	5	7	6.5	1	0	5	1	1	1	18	16.0	
North Dakota State	11/28/20	* 30	4	7	.571	0	1	.000	4	5	.800	2	7	9	7.3	0	0	8	2	1	1	12	14.7	
South Dakota	12/1/20	* 27	3	7	.429	0	1	.000	4	5	.800	0	5	5	6.8	3	0	4	1	0	3	10	13.5	
Georgia Tech	12/9/20	* 36	6	15	.400	1	4	.250	4	5	.800	2	7	9	7.2	3	0	6	5	0	1	17	14.2	
at No. 8 Creighton	12/11/20	* 27	3	6	.500	2	4	.500	4	6	.667	1	6	7	7.2	1	0	1	3	0	2	12	13.8	
Doane	12/17/20	* 21	5	7	.714	1	2	.500	2	4	.500	2	9	11	7.7	1	0	10	2	3	1	13	13.7	
at No. 9 Wisconsin	12/22/20	* 35	5	12	.417	3	5	.600	2	2	1.000	0	8	8	7.8	1	0	4	2	0	0	15	13.9	
No. 19 Michigan	12/25/20	* 35	7	16	.438	1	2	.500	2	4	.500	1	4	5	7.4	1	0	3	2	0	2	17	14.2	
at No. 25 Ohio State	12/30/20	* 26	3	11	.273	0	4	.000	0	0	.000	1	7	8	7.5	1	0	0	2	1	1	6	13.4	
No. 17 Michigan State	1/2/21	* 33	1	3	.333	0	1	.000	5	6	.833	1	0	1	6.9	3	0	7	4	0	0	7	12.8	
Indiana	1/10/21	* 31	4	8	.500	0	2	.000	2	6	.333	2	4	6	6.8	3	0	7	0	1	0	10	12.6	
at Michigan State	2/6/21	* 25	2	7	.286	0	2	.000	2	3	.667	1	5	6	6.8	5	1	1	4	2	1	6	12.1	
at Minnesota	2/8/21	* 32	3	9	.333	0	2	.000	3	3	1.000	0	5	5	6.6	3	0	6	5	1	1	9	11.9	
No. 21 Wisconsin	2/10/21	* 33	2	9	.222	0	3	.000	2	4	.500	2	8	10	6.9	2	0	5	3	1	0	6	11.5	
No. 6 Illinois	2/12/21	* 32	2	7	.286	0	3	.000	1	6	.167	2	4	6	6.8	4	0	1	2	2	1	5	11.1	
at Penn State	2/14/21	* 30	3	6	.500	1	2	.500	0	0	.000	0	3	3	6.6	2	0	6	4	0	2	7	10.8	
at Maryland	2/16/21	* 31	3	8	.375	2	5	.400	2	2	1.000	0	4	4	6.4	3	0	3	3	1	1	10	10.8	
at Maryland	2/17/21	* 29	4	10	.400	3	6	.500	0	1	.000	1	6	7	6.5	2	0	4	1	2	0	11	10.8	
Purdue	2/20/21	* 19	1	3	.333	0	1	.000	0	0	.000	1	5	6	6.5	0	0	2	0	1	0	2	10.4	
Penn State	2/23/21	* 13	0	2	.000	0	1	.000	0	0	.000	0	1	1	6.2	0	0	2	3	0	0	0	9.9	
at No. 5 Illinois	2/25/21	* 24	2	6	.333	0	3	.000	2	2	1.000	0	4	4	6.1	4	0	1	3	1	0	6	9.7	
Minnesota	2/27/21	21	6	10	.600	1	2	.500	1	3	.333	2	5	7	6.1	3	0	2	2	1	1	14	9.9	
Rutgers	3/1/21	23	2	5	.400	0	2	.000	3	5	.600	0	6	6	6.1	1	0	4	3	0	3	7	9.8	
at No. 5 Iowa	3/4/21	20	5	11	.455	1	5	.200	3	3	1.000	2	6	8	6.2	2	0	3	5	1	0	14	9.9	
at Northwestern	3/7/21	15	1	2	.500	1	2	.500	0	0	.000	0	0	0	6.0	1	0	2	1	0	0	3	9.7	
Totals		22	708	87	211	.412	20	78	.256	57	87	.655	27	128	155	6.0	52	1	103	65	24	25	251	9.7

NOTING BANTON

- A 6-foot-9 guard who creates matchup problems for opponents, as he possesses a 6-11 wingspan
- Leads Nebraska in rebounding, assists and blocked shots while almost averaging double figures
- Had three points and two assists in 15 minutes off the bench against Northwestern
- Came off the bench with 14 points, eight boards and three assists at No. 5 Iowa
- Had seven points, six rebounds, four assists and three steals in the win over Rutgers
- Sparked NU's win over Minnesota with 14 points, including seven in a decisive 11-2 run, and seven boards
- Had 11 points, including 3-of-6 from 3-point range, seven rebounds and four assists at Maryland on Feb. 17
- Reached double figures for the first time since Jan. 10 with 10 points at Maryland on Feb. 16
- Finished with seven points and a game-high six assists in the win over Penn State
- Grabbed 10 rebounds and dished out five assists in the loss to No. 21 Wisconsin
- Totaled 10 points, seven assists and six rebounds in the loss to Indiana
- Dished out seven assists and had seven points in 33 minutes against No. 17 Michigan State
- Reached double figures with 17 points, five rebounds and three assists vs. No. 19 Michigan
- Led Nebraska with 15 points, eight rebounds and four assists at No. 9 Wisconsin
- Posted his first career triple-double with 13 points, 11 rebounds and 10 assists in 21 minutes against Doane
- Totaled 12 points - all in the first half - and seven rebounds and a pair of steals against Creighton
- Tallied 17 points, nine boards and six assists in the loss to Georgia Tech
- Nearly posted a triple double against North Dakota State with 12 points, nine rebounds and eight assists
- Led NU with 18 points, five assists and seven boards in the loss to Nevada
- Filled the stat sheet in NU's win over McNeese State, totaling 14 points, six assists, six rebounds, four blocked shots and three steals in just 22 minutes of work
- Transfer from Western Kentucky who sat out the 2019-20 season and has three years of eligibility remaining
- Reclassified to the class of 2018 to play at Western Kentucky, where he averaged 3.4 points, 3.0 rebounds and 2.1 assists per game, posting a trio of double-figure performances
- Made 12 starts, including a 13-rebound, 10-assist, eight-point effort in a win over No. 15 Wisconsin
- Top 100 recruit (Rivals and 247Sports) who played at Redemption (N.Y.) Christian Academy and was named conference MVP in his final year at the school
- Played in the BioSteel All-Canadian Game, finishing with 19 points on 9-of-16 shooting, eight rebounds and three steals
- Wears #45 as a tribute to his Mount Olive neighborhood in Toronto, as the 45 Kipling bus was his transportation to school as a child

MISC. STATS

Category	2020-21	Career
Double-Figure Scoring	14	16
Double-Figure Rebounding	2	3
Double-Figure Assists	1	2
Double-Doubles	1	2
Triple-Doubles	1	1
Led NU in Scoring	3	3
Led NU in Rebounding	9	9
Led NU in Assists	15	15
20+ Point Games	0	0
30+ Point Games	0	0

TOP PERFORMANCES OF 2020-21

Category	No.	Opponent (Date)
Points	18	Nevada (11/26)
	17	Georgia Tech (12/9)
	17	Michigan (12/25)
Rebounds	11	Doane (12/17)
	10	Wisconsin (12/10)
Assists	10	Doane (12/17)
	8	North Dakota State (11/28)
	7	Michigan State (1/2)
	7	Indiana (1/10)
Steals	3	Rutgers (3/1)
	3	McNeese State (11/25)
	3	South Dakota (12/1)
Blocks	4	McNeese State (11/25)
	3	Doane (12/17)



#33 AKOL AROP | 6-5 | 203 | So. | F | Omaha, Neb.

CAREER STATS																										
Year	GP	GS	Min	Avg	Total							Rebounds							PF	FO	Ast	TO	Blk	Stl	Pts	Avg
					FG	FGA	Pct	3FG	3FGA	Pct	FT	FTA	Pct	Off	Def	Tot	Avg									
2019-20	21	0	114	5.4	9	16	.563	1	2	.500	3	7	.429	9	19	28	1.3	18	0	1	4	6	6	22	1.0	
TOTAL	21	0	114	5.4	9	16	.563	1	2	.500	3	7	.429	9	19	28	1.3	18	0	1	4	6	6	22	1.0	

NOTING AROP

- Will miss the entire 2020-21 season following knee surgery in early November.
- Played in 21 games as a true freshman, averaging 1.0 points and 1.3 rebounds per game.
- Came off the bench to grab four rebounds and block a pair of shots in a season-high 23 minutes vs. Indiana in the Big Ten Tournament
- Tied his season high with five points on 2-of-2 shooting, including his first career 3-pointer, at Minnesota
- Established season highs in points (five), rebounds (six) and minutes (20) at No. 25 Michigan
- 2019 Gatorade Player of the Year in Nebraska who averaged 19.4 points, 10.9 rebounds and 2.6 blocks per game as a senior at Omaha Creighton Prep High School
- First-team all-state selection by the Omaha World-Herald and Lincoln Journal Star after recording 19 double-doubles as a senior
- One of nine kids in the family, including older brother, Aguek, who plays basketball at San Diego State



#30 CHRIS MCGRAW | 6-0 | 170 | So. | G | Columbus, Ohio

CAREER STATS																										
Year	GP	GS	Min	Avg	Total							Rebounds							PF	FO	Ast	TO	Blk	Stl	Pts	Avg
					FG	FGA	Pct	3FG	3FGA	Pct	FT	FTA	Pct	Off	Def	Tot	Avg									
2018-19*	4	0	6	1.5	0	1	.000	0	0	.000	0	0	.000	0	0	0	0.0	0	0	2	0	0	0	0	0.0	
All	4	0	6	1.5	0	1	.000	0	0	.000	0	0	.000	0	0	0	0.0	0	0	2	0	0	0	0	0.0	

* Statistics from Ohio University

NOTING MCGRAW

- Walk-on who is sitting out this season after transferring from Division III Otterbein University, where he did not play last season because of injury
- Began his collegiate career at Ohio University in 2018-19, playing in four games and recording two assists in six minutes of action
- Was a teammate of Husker junior guard Trey McGowens at Hargrave Military in 2017-18, as the team went 33-4 and was ranked fourth nationally
- Played his high school basketball at Bishop Watterson High School for Coach Vince Lombardo, averaging 7.8 ppg as a senior and played all four years at the school

GAME 1: NEBRASKA 102, MCNEESE STATE 55



Official Basketball Box Score - Final
McNeese at Nebraska
 11/20/20 Pinnacle Bank Arena, Lincoln
 Nebraska vs. McNeese State

Game Time: 11:03 AM
 Game Duration: 1:57

Officials: John Higgins, Louis Garrison, Alfred Smith

McNeese - 55

NO. Name	Min	FG		3P		FT		Rebounds		Fouls		TP	AS	TO	ST	Blocks		+/-
		M-A	M-A	M-A	M-A	OR	DR	OR	DR	PF	FF					BS	BA	
2 KeyShawn Feazell	F 24:03	1-6	0-1	4-6	2	3	11	4	3	6	3	5	0	2	0	0	0	-29
23 Carlos Rosario	F 22:34	5-7	0-0	0-2	2	0	2	1	1	10	0	3	0	1	0	0	0	-27
0 Dru Kuxhausen	G 33:27	4-11	3-8	0-1	0	1	1	5	4	11	0	1	0	0	0	0	0	-40
3 Collin Warren	G 20:46	1-5	1-2	0-0	0	2	2	3	0	3	2	7	2	0	0	0	0	-26
12 A.J. Lawson	G 30:36	2-6	1-3	1-3	1	2	3	3	6	6	1	4	0	0	0	0	0	-40
45 Ra'Shawn Langston	29:53	4-9	2-5	0-0	1	1	2	3	0	10	3	1	1	0	0	0	0	-23
24 Chris Orlina	G 10:31	1-3	0-0	0-0	0	1	1	2	0	2	0	0	0	0	0	0	0	-15
15 Zach Scott	08:20	0-1	0-0	0-0	0	1	1	3	0	0	1	0	0	0	0	0	0	-8
11 Jeremy Harrell	F 17:39	3-7	0-2	1-2	3	4	7	1	1	7	0	2	0	2	0	0	0	-20
111 Myles Hutcherson	01:22	0-0	0-0	0-0	0	0	0	0	0	0	0	1	0	0	0	0	0	-1
5 Evan Palmquist	01:02	0-0	0-0	0-0	0	0	0	1	0	0	0	1	0	0	0	0	0	-6
Team					3	2	5	0	0	2								
Totals		21-55	7-22	6-14	12	23	35	26	15	55	10	27	3	5	4	4	-47	

Shooting By Period

1st FG% 11-25 39.2%

3PT% 4-9 44.4%

FT% 2-4 50%

2nd FG% 10-27 37.0%

3PT% 3-13 23.1%

FT% 4-10 40%

GM FG% 21-55 38.2%

3PT% 7-22 31.8%

FT% 6-14 42.9%

Dead Ball Rebounds: 2-0

Nebraska - 102

NO. Name	Min	FG		3P		FT		Rebounds		Fouls		TP	AS	TO	ST	Blocks		+/-
		M-A	M-A	M-A	M-A	OR	DR	OR	DR	PF	FF					BS	BA	
11 Lat Mayen	F 23:50	5-11	3-7	0-0	3	3	6	2	2	13	1	1	1	0	0	0	0	24
0 Teddy Allen	G 23:35	6-10	1-2	1-3	1	4	5	2	3	14	2	2	3	0	0	0	0	30
2 Trey McGowens	G 19:11	5-9	2-2	2-3	1	2	3	3	3	14	3	2	3	0	0	0	0	28
34 Thorir Thorbjarnarson	G 25:56	3-9	2-5	0-0	1	1	2	0	1	8	1	1	1	0	0	0	0	12
45 Dalano Barton	G 21:39	4-7	0-2	0-8	2	4	6	2	7	14	6	2	3	4	0	0	0	-20
10 Kobe Webster	23:35	5-7	1-3	0-2	0	2	0	3	0	3	2	0	2	0	0	0	0	31
24 Shamiel Stevenson	23:57	3-12	0-0	3-5	3	4	7	2	3	9	0	1	2	0	0	0	0	4
4 Yvan Ouedraogo	22:06	4-4	0-0	5-8	3	3	6	4	14	2	0	2	0	0	0	0	0	28
3 Elijah Wood	09:01	0-2	0-2	0-0	0	2	2	0	0	0	2	0	0	0	0	0	0	10
21 Jace Piatkowski	03:58	1-1	1-1	0-0	0	0	0	0	0	3	0	0	0	0	0	0	0	8
44 Bret Porter	03:12	0-0	0-0	0-0	0	1	1	0	0	0	0	0	0	0	0	0	0	4
Team					3	2	5	0	0	1								
Totals		36-72	10-24	20-29	17	28	45	15	26	102	19	10	16	4	5	47		

Shooting By Period

1st FG% 19-33 57.6%

3PT% 7-13 53.8%

FT% 5-10 50%

2nd FG% 17-39 43.6%

3PT% 3-11 27.3%

FT% 15-19 78.9%

GM FG% 36-72 50.0%

3PT% 10-24 41.7%

FT% 20-29 69.0%

Dead Ball Rebounds: 5-0

Biggest lead 0 (1st 20:00) 50 (2nd 0:02)

Best Scoring Run 4 (2nd 4:42) 17 (2nd 9:01)

Lead Changes 0

Times Tied 1

Time with Lead 00:00 38:25

MSC NEB

Points from Turnovers 8 43

Paint 26 50

Second Chance 6 12

Fast Breaks 2 29

Bench 19 39

Period by Period Scoring

1st 2nd TOT

MSC 28 27 55

NEB 50 52 102

Technical Fouls: NONE

GAME 2: NEVADA 69, NEBRASKA 66



Official Basketball Box Score - Final
Nevada at Nebraska
 11/20/20 Pinnacle Bank Arena, Lincoln
 Nevada vs. Nebraska

Game Time: 1:03 PM
 Game Duration: 2:09

Officials: John Higgins, Lewis Garrison, Alfred Smith

Nevada - 69

NO. Name	Min	FG		3P		FT		Rebounds		Fouls		TP	AS	TO	ST	Blocks		+/-
		M-A	M-A	M-A	M-A	OR	DR	OR	DR	PF	FF					BS	BA	
5 Warren Washington	F 14:17	1-1	0-0	0-2	1	3	4	3	2	2	0	2	0	0	0	0	0	-15
42 K.J. Hymes	F 17:04	2-3	0-0	4-4	2	6	8	5	3	8	1	5	0	0	0	0	0	
4 Desmond Cambridge	G 34:51	7-17	2-11	2-2	0	5	5	4	2	18	1	3	1	0	0	0	8	
11 Kane Milling	G 15:10	2-3	0-0	0-1	1	3	3	4	3	4	0	0	0	0	0	0	-2	
25 Grant Sheffield	G 35:50	4-13	2-4	9-12	1	5	6	3	1	10	6	6	1	0	0	0	0	
1 Robby Robinson	26:07	1-2	0-0	0-0	1	1	2	4	2	2	0	2	0	0	0	0	12	
14 Tre Coleman	28:34	2-3	1-2	0-1	1	1	2	4	2	5	1	4	1	1	0	0	4	
15 Zane Meeks	15:20	4-6	0-2	0-0	1	4	5	2	1	8	1	1	0	0	0	0	-2	
3 Alem Huseinovic	08:58	1-2	1-2	0-0	1	1	2	1	0	3	0	0	0	0	0	0	0	
23 DeAndre Henry	03:49	0-0	0-0	0-0	0	3	3	1	1	0	0	0	0	0	0	0	4	
Team					1	1	2	0	0	0								
Totals		24-50	6-21	15-22	10	39	49	27	24	69	12	21	3	1	1	3		

Shooting By Period

1st FG% 14-27 51.9%

3PT% 4-12 33.3%

FT% 3-5 60%

2nd FG% 10-23 43.5%

3PT% 2-9 22.2%

FT% 12-17 70.6%

GM FG% 24-50 48.0%

3PT% 6-21 28.6%

FT% 15-22 68.2%

Dead Ball Rebounds: 3-0

Nebraska - 66

NO. Name	Min	FG		3P		FT		Rebounds		Fouls		TP	AS	TO	ST	Blocks		+/-
		M-A	M-A	M-A	M-A	OR	DR	OR	DR	PF	FF					BS	BA	
11 Lat Mayen	F 26:49	2-9	2-9	1-3	0	5	5	4	3	7	1	1	1	0	0	0	0	13
0 Teddy Allen	G 28:16	3-11	2-7	9-13	4	2	6	3	7	17	1	0	5	0	1	0	0	
2 Trey McGowens	G 23:11	0-5	0-3	0-0	1	1	2	4	0	2	2	0	0	0	0	0	0	
34 Thorir Thorbjarnarson	G 28:28	0-4	0-4	0-0	0	4	4	3	0	2	0	1	0	0	0	0	0	
45 Dalano Barton	G 37:07	6-17	3-11	3-4	2	5	7	1	5	18	5	1	1	1	0	0	-1	
4 Shamiel Stevenson	21:13	3-5	0-1	3-3	0	3	3	2	9	2	0	2	0	0	0	0	-10	
10 Kobe Webster	19:41	4-10	2-6	3-4	0	0	0	2	3	13	1	2	3	0	0	0	-2	
24 Yvan Ouedraogo	15:17	0-1	0-0	2-3	0	0	3	4	3	2	1	1	0	0	0	0	-15	
Team					1	0	1	0	0	0								
Totals		18-62	9-41	21-30	11	20	31	24	27	66	13	9	12	1	1	3		

Shooting By Period

1st FG% 8-32 25.0%

3PT% 4-20 20.0%

FT% 9-14 64.3%

2nd FG% 10-30 33.3%

3PT% 4-12 33.3%

FT% 12-16 75.0%

GM FG% 18-62 29.0%

3PT% 9-41 22.0%

FT% 21-30 70.0%

Dead Ball Rebounds: 3-0

Biggest lead 9 (1st 0:26) 10 (2nd 9:34)

Best Scoring Run 7 (1st 12:25) 10 (2nd 11:15)

Lead Changes 5

Times Tied 6

Time with Lead 16:40 18:29

Points from Turnovers 9 20

Paint 30 18

Second Chance 8 13

Fast Breaks 4 5

Bench 18 24

Period by Period Scoring

1st 2nd TOT

NWP 35 34 69

NEB 29 37 66

Technical Fouls: NONE

GAME 3: NEBRASKA 79, NORTH DAKOTA STATE 57



Official Basketball Box Score - Final
North Dakota St. at Nebraska
 11/20/20 Pinnacle Bank Arena, Lincoln
 North Dakota State vs. Nebraska

Game Time: 11:01 AM
 Game Duration: 1:56

Officials: Brian O'Connell, Lewis Garrison, Kelly Pfeifer

North Dakota St. - 57

NO. Name	Min	FG		3P		FT		Rebounds		Fouls		TP	AS	TO	ST	Blocks		+/-
		M-A	M-A	M-A	M-A	OR	DR	OR	DR	PF	FF					BS	BA	
34 Rocky Kreuzer	F 20:49	1-6	1-2	4-4	0	4	4	4	3	7	1	2	1	0	0	0	0	-20
3 Tyree Eady	G 28:21	3-10	1-4	0-0	4	9	13	1	2	7	1	5	0	0	0	0	0	-12
5 Sam Griessel	G 31:12	3-8	0-1	3-4	5	7	12	1	5	9	1	1	1	1	0	0	0	
11 Jarius Cook	G 29:49	3-12	1-6	0-0	2	1	3	1	0	7	3	2	0	1	0	0	0	
21 Boden Skunberg	G 25:24	1-7	0-3	0-0	1	3	4	0	0	2	1	1	0	0	2	0	0	
2 Jason Knotek	22:38	6-15	3-8	1-3	3	2	5	4	3	16	0	2	0	0	0	0	-10	
44 Tyler Wiltz	13:54	0-1	0-0	2-2	2	1	3	1	1									

GAME 5: GEORGIA TECH 75, NEBRASKA 64

Official Basketball Box Score - Final
Georgia Tech at Nebraska
 12/19/20 O'Healy Center Omaha, Neb.
 Nebraska vs. Georgia Tech

Game Time: 6:16 PM
 Game Duration: 2:08

Officials: D.J. Carstensen, Donnie Epley, Lewis Garrison

NO.	Name	Min	FG		3P		FT		Rebounds		Fouls		TP	AS	TO	ST	Blocks		+/-
			M-A	M-A	M-A	M-A	OR	DR	OR	DR	BS	BA							
4	Jordan Usher	F 15:57	3-7	0-1	0-0	0	3	3	2	0	6	3	0	1	0	0	0	0	-1
5	Moses Wright	F 33:32	5-8	1-1	2-3	4	4	8	3	4	13	4	0	1	2	1	0	0	-6
0	Michael Devoe	G 23:19	4-9	2-6	2-2	0	3	3	2	1	12	0	4	1	0	0	0	-2	
3	Bubba Parish	G 37:43	1-9	1-8	4-5	1	3	4	4	3	7	2	0	3	0	0	0	5	
10	Jose Alvarado	G 27:10	7-12	3-5	7-8	0	1	1	4	7	24	3	2	0	0	0	0	16	
1	Kyle Sturdivant	29:43	1-6	0-2	0-2	0	5	5	4	2	2	1	2	0	0	0	0	16	
12	Khalid Moore	32:36	5-7	1-2	0-0	0	3	5	8	0	1	1	0	0	2	0	0	15	
Team																			
Totals			26-58	8-25	15-20	0	26	34	19	18	75	13	9	8	2	1	11		

Shooting By Period

1st FG% 13-32 40.6%
 3PT% 3-14 21.4%
 FT% 3-4 75%

2nd FG% 13-26 50.0%
 3PT% 5-11 45.5%
 FT% 12-16 75%

GM FG% 26-58 44.8%
 3PT% 8-25 32.0%
 FT% 15-20 75.0%

Dead Ball Rebounds: 2, 0

Technical Fouls: NONE

NO.	Name	Min	FG		3P		FT		Rebounds		Fouls		TP	AS	TO	ST	Blocks		+/-
			M-A	M-A	M-A	M-A	OR	DR	OR	DR	BS	BA							
11	Lat Mayen	F 26:15	2-5	1-3	2-2	1	3	4	4	2	7	0	2	0	0	1	0	-12	
0	Teddy Allen	G 27:38	4-16	0-5	2-2	3	0	3	1	4	10	1	2	1	1	1	1	1	
2	Trey McGowens	G 31:19	2-9	0-3	2-6	1	8	9	5	9	6	1	3	0	0	0	0	-10	
34	Thorir Thorbjarnarson	G 25:39	1-4	0-1	0-0	4	3	7	1	0	2	5	1	1	0	0	0	-3	
45	Dalano Banton	G 35:50	6-15	1-4	4-5	2	7	9	3	4	17	6	5	1	0	0	0	-21	
10	Kobe Webster	27:22	7-9	6-7	0-0	0	2	2	4	0	20	1	2	0	0	0	0	-12	
24	Yvan Ouedraogo	10:40	0-1	0-0	0-0	1	0	1	0	0	0	0	0	0	0	0	0	5	
4	Shamiel Stevenson	15:17	1-2	0-0	0-0	1	2	3	1	0	2	0	1	0	0	0	0	-3	
Team																			
Totals			23-61	8-23	10-15	15	27	42	19	19	64	14	16	3	1	2	-11		

Shooting By Period

1st FG% 10-29 34.5%
 3PT% 5-14 35.7%
 FT% 5-5 100%

2nd FG% 13-32 40.6%
 3PT% 3-9 33.3%
 FT% 5-10 50%

GM FG% 23-61 37.7%
 3PT% 8-23 34.8%
 FT% 10-15 66.7%

Dead Ball Rebounds: 2, 0

Technical Fouls: Mayen 1st 14:00

		GEO	NEB	Points from		Period by Period Scoring	
		13 (2 nd 0:59)	6 (2 nd 15:21)	Turnovers	15	6	
Best Scoring Run	8 (2 nd 3:29)	8 (2 nd 19:46)		Paint	26	28	
Lead Changes	3			Second Chance	12	17	
Times Tied	7			Fast Breaks	7	6	
Time with Lead	15:29	17:55		Bench	13	22	
				GEO		32 43 75	
				NEB		30 34 64	

GAME 6: NO. 8 CREIGHTON 98, NEBRASKA 74

Official Basketball Box Score - Final
Nebraska at #8 Creighton
 12/11/20 O'Healy Center Omaha, Neb.
 2020-21 Men's Basketball

Game Time: 6:00 PM
 Game Duration: 2:01
 Attendance: 254

Officials: Lamar Simpson, Brian Dorsey, Keith Kirtas

NO.	Name	Min	FG		3P		FT		Rebounds		Fouls		TP	AS	TO	ST	Blocks		+/-
			M-A	M-A	M-A	M-A	OR	DR	OR	DR	PF	FD					BS	BA	
11	Lat Mayen	F 18:20	0-1	0-1	2-2	0	4	4	4	3	2	1	3	0	0	1	0	0	-4
0	Teddy Allen	F 30:31	10-20	3-6	3-4	5	4	9	2	3	26	2	4	2	0	0	0	0	-14
2	Trey McGowens	G 27:59	5-7	3-3	2-5	0	2	2	2	4	15	0	4	1	0	1	0	-29	
34	Thorir Thorbjarnarson	G 31:37	3-5	2-3	0-0	0	6	6	1	1	8	3	4	0	0	1	0	-17	
45	Dalano Banton	G 27:13	3-6	2-4	4-6	1	6	7	1	3	12	1	3	2	0	0	0	-11	
24	Yvan Ouedraogo	18:50	1-3	0-0	2-2	2	2	4	3	2	4	2	1	0	2	1	0	-11	
4	Shamiel Stevenson	16:37	1-6	0-3	0-0	1	2	3	2	1	2	1	2	0	0	0	0	-23	
10	Kobe Webster	23:44	2-8	1-5	0-2	0	1	1	0	2	5	2	2	0	1	1	1	-8	
3	Elijah Wood	01:43	0-1	0-1	0-0	0	0	0	0	0	0	0	0	0	0	0	0	-1	
21	Jace Piatkowski	01:43	0-0	0-0	0-0	0	0	0	0	0	0	0	0	0	0	0	0	-1	
44	Bret Porter	01:43	0-0	0-0	0-0	0	0	0	0	0	0	0	0	0	0	0	0	-1	
Team																			
Totals			25-57	11-26	13-22	11	28	39	15	19	74	12	25	5	3	5	-24		

Shooting By Period

1st FG% 12-25 48.0%
 3PT% 5-13 38.5%
 FT% 11-17 64.7%

2nd FG% 13-26 50.0%
 3PT% 6-13 46.2%
 FT% 2-5 40%

GM FG% 25-57 43.9%
 3PT% 14-30 46.7%
 FT% 13-22 59.1%

Dead Ball Rebounds: 4, 0

Technical Fouls: NONE

NO.	Name	Min	FG		3P		FT		Rebounds		Fouls		TP	AS	TO	ST	Blocks		+/-
			M-A	M-A	M-A	M-A	OR	DR	OR	DR	PF	FD					BS	BA	
13	Christian Bishop	F 13:29	5-5	0-0	0-2	1	2	3	4	2	10	1	2	3	0	0	0	0	4
23	Damien Jefferson	F 30:03	5-9	1-4	0-1	1	3	4	2	2	11	5	3	1	1	0	0	0	26
11	Marcus Zegarowski	G 33:10	6-13	5-7	5-5	0	3	3	5	22	5	4	4	0	1	0	0	0	
24	Mitch Ballcock	G 32:47	2-5	2-5	0-0	0	2	2	2	0	6	4	0	1	0	0	0	0	23
34	Denzel Mahoney	G 27:40	7-18	4-10	2-2	1	3	4	2	2	20	4	2	1	0	1	0	0	25
32	Ryan Kalkbrenner	18:32	6-9	0-0	1-3	5	8	2	3	13	0	1	0	1	0	0	0	0	
0	Antwan Jones	18:17	3-6	1-2	0-0	0	4	4	1	0	7	2	1	1	0	0	0	7	
4	Shereef Mitchell	13:14	3-5	1-1	0-0	0	0	0	2	1	7	2	0	1	0	1	0	1	
41	Jacob Epperson	03:45	0-0	0-0	0-0	0	1	1	0	0	0	0	0	0	0	0	0	0	
10	Jett Canfield	02:50	1-1	0-0	0-0	0	0	0	0	0	2	1	0	0	0	0	0	0	
20	Nic Zeil	02:50	0-0	0-0	0-0	0	0	0	0	1	0	0	0	0	0	0	0	0	
14	Sam Osmani	01:43	0-0	0-0	0-0	0	0	0	0	0	0	0	0	0	0	0	0	0	
22	Devin Davis	01:43	0-2	0-1	0-0	0	0	0	0	0	0	0	0	0	0	0	0	0	
Team																			
Totals			38-73	14-30	8-13	10	26	36	19	15	98	24	13	16	5	3	24		

Shooting By Period

1st FG% 15-35 42.9%
 3PT% 7-16 43.8%
 FT% 7-11 63.6%

2nd FG% 23-38 60.5%
 3PT% 7-14 50.0%
 FT% 1-2 50%

GM FG% 38-73 52.1%
 3PT% 14-30 46.7%
 FT% 8-13 61.5%

Dead Ball Rebounds: 2, 0

Technical Fouls: NONE

		NEB	CREIG	Points from		Period by Period Scoring	
		3 (1 st 3:41)	27 (2 nd 6:42)	Turnovers	13	38	
Best Scoring Run	7 (1 st 13:14)	15 (2 nd 9:23)		Paint	26	40	
Lead Changes	6			Second Chance	9	12	
Times Tied	5			Fast Breaks	9	18	
Time with Lead	01:48	34:49		Bench	11	29	
				NEB		40 34 74	
				CREIG		44 54 98	

GAME 7: NEBRASKA 110, DOANE 64

Official Basketball Box Score - Final
Doane at Nebraska
 12/17/20 Pinnacle Bank Arena, Lincoln
 Nebraska vs. Doane

Game Time: 6:01 PM
 Game Duration: 1:47

Officials: Rob Kueneman, Chad Barlow, Chris Pascal

NO.	Name	Min	FG		3P		FT		Rebounds		Fouls		TP	AS	TO	ST	Blocks		+/-
			M-A	M-A	M-A	M-A	OR	DR	OR	DR	BS	BA							
4	Alec Oberhauser	F 22:40	1-6	1-5	1-2	0	2	2	2	1	4	2	0	1	1	1	0	-38	
20	Alex Masin	F 25:50	3-8	1-5	0-0	2	9	11	3	1	7	4	2	1	1	0	0	-25	
22	Jaxon Hare	F 17:08	2-8	0-2	0-0	1	1	1	1	1	4	1	2	0	0	0	0	-4	
3	Anthony Laravie	G 21:14	3-12	2-10	0-0	0	2	2	1	0	8	1	0	1	0	0	0	-26	
21	Joe Burt	G 21:08	3-11	3-8	2-2	3	2	5											

GAME 9: NO. 19 MICHIGAN 80, NEBRASKA 69



Official Basketball Box Score - Final
Michigan at Nebraska
12/25/20 Pinnacle Bank Arena, Lincoln
Nebraska vs. Michigan

Game Time: 5:01 PM
Game Duration: 1:54

Officials: John Higgins, Kelly Pfeifer, Brooke Wells

Michigan - 80												
Record: 7-0 (2-0)												
NO. Name	Min	FG M-A	3P M-A	FT M-A	Rebounds OR DR TOT	Fouls PF	TP	AS	TO	ST	Blocks BS BA +/-	
2 Isiah Livers	F 36:46	6-12	3-8	2-2	1 4 5	3 3	17	4	1	1	0 0 13	
1 Hunter Dickinson	C 32:26	5-7	0-0	3-5	3 12 15	2 6	13	0	5	0	2 1 6	
12 Mike Smith	G 32:54	3-6	2-3	2-2	0 5 5	3 3	10	6	4	0	0 0 2	
21 Franz Wagner	G 34:59	9-16	2-7	0-1	1 8 9	2 3	20	2	2	0	0 0 14	
55 Eli Brooks	G 31:56	2-7	1-5	2-2	0 0 0	3 2	7	4	1	3	0 1 1	
15 Chaundee Brown	16:12	5-8	1-3	2-2	2 3 5	2 1	13	0	1	0	0 0 6	
5 Terrance Williams II	08:04	0-3	0-1	0-0	0 1 1	1 0	0	0	1	2	0 1 -3	
23 Brandon Johns Jr.	06:43	0-0	0-0	0-0	0 0 0	0 0	0	0	0	0	0 0 3	
Team					1 2 3		0	0				
Totals		30-59	9-27	11-14	8 35 43	16 18	80	16	15	6	2 3 11	

Shooting By Period			
1st FG%	15-33	45.5%	
3PT%	4-17	23.5%	
FT%	2-5	40%	
2nd FG%	15-26	57.7%	
3PT%	5-10	50.0%	
FT%	9-9	100%	
GM FG%	30-59	50.8%	
3PT%	9-27	33.3%	
FT%	11-14	78.6%	

Dead Ball Rebounds: 1, 0

Nebraska - 69												
Record: 4-5 (0-2)												
NO. Name	Min	FG M-A	3P M-A	FT M-A	Rebounds OR DR TOT	Fouls PF	TP	AS	TO	ST	Blocks BS BA +/-	
11 Lat Mayen	F 21:12	1-4	0-2	0-0	0 3 3	4 0	2	0	2	1	2 0 -7	
24 Yvan Ouedraogo	F 28:07	3-4	0-0	0-3	3 3 6	4 3	6	1	0	0	1 1 -4	
0 Teddy Allen	G 33:53	9-22	3-10	4-5	1 5 6	2 4	25	0	2	0	0 0 11	
2 Trey McGowens	G 28:03	4-11	2-2	5-6	0 4 4	3 3	15	1	0	3	0 0 -12	
45 Dalano Banton	G 35:15	7-16	1-2	2-4	1 4 5	2 2	17	3	2	2	0 0 -7	
34 Thorir Thorbjarnarson	18:14	0-0	0-0	1 1 2	3 0 0	0 0	0	0	0	0	0 0 -5	
14 Trevor Lakes	12:29	1-3	1-3	0-0	0 1 1	0 1	3	0	0	0	0 0 4	
35 Eduardo Andre	04:45	0-1	0-0	1-2	0 1 1	0 2	1	0	1	0	0 0 -5	
10 Kobe Webster	12:35	0-3	0-1	0-0	0 0 0	1 0	0	1	1	0	0 0 -8	
4 Shamiel Stevenson	04:27	0-0	0-0	0-0	0 1 1	1 0	0	0	0	0	0 0 0	
Team					2 0 2		0					
Totals		25-64	7-20	12-20	8 23 31	19 15	69	8	8	6	3 2 -11	

Shooting By Period			
1st FG%	14-32	43.8%	
3PT%	2-10	20.0%	
FT%	4-7	57.1%	
2nd FG%	11-32	34.4%	
3PT%	5-10	50.0%	
FT%	8-13	61.5%	
GM FG%	25-64	39.1%	
3PT%	7-20	35.0%	
FT%	12-20	60.0%	

Dead Ball Rebounds: 4, 0

Technical Fouls: Allen 1st 8:13

Points from		MIC		NEB	
Biggest lead	13 (2nd 11:47)	4 (1st 15:34)			
Best Scoring Run	10 (2nd 14:39)	7 (1st 2:40)			
Lead Changes	6				
Times Tied	9				
Time with Lead	24:23	08:59			

Period by Period Scoring		MIC		NEB	
Turnovers	12	10			
Paint	42	30			
Second Chance	11	6			
Fast Breaks	10	8			
Bench	13	4			

GAME 10: NO. 25 OHIO STATE 90, NEBRASKA 56



Official Basketball Box Score - Final
Nebraska at Ohio State
12/30/20 Value City Arena, Columbus, OH
2020/21 Mens Basketball

Game Time: 6:30 PM
Game Duration: 1:55

Officials: Bo Borski, Keith Finkbe, Donnie Epley

Nebraska - 54												
Record: 4-6 (0-3)												
NO. Name	Min	FG M-A	3P M-A	FT M-A	Rebounds OR DR TOT	Fouls PF	TP	AS	TO	ST	Blocks BS BA +/-	
11 Lat Mayen	F 21:08	2-8	1-6	2-2	1 1 2	1 1	7	0	1	0	0 0 -21	
24 Yvan Ouedraogo	F 21:08	1-3	0-0	2-4	3 2 5	1 4	4	0	1	0	1 2 -16	
0 Teddy Allen	G 21:40	3-8	2-5	5-6	0 3 3	4 3	13	2	2	0	0 1 -14	
2 Trey McGowens	G 25:32	2-5	1-2	1-2	1 0 1	1 6	6	0	3	1	0 1 -25	
45 Dalano Banton	G 26:37	3-11	0-4	0-0	1 7 8	1 0	6	0	2	1	1 1 -26	
35 Eduardo Andre	07:16	1-1	0-0	1-1	1 1 2	4 1	3	0	1	0	0 0 -1	
10 Kobe Webster	20:39	1-8	0-5	0-0	0 2 2	2 0	2	1	1	0	0 0 -32	
34 Thorir Thorbjarnarson	23:33	1-3	0-2	0-0	0 5 5	4 0	2	0	2	0	0 0 -18	
4 Shamiel Stevenson	14:22	1-5	0-3	4-6	0 0 0	1 3	6	0	2	0	1 0 -20	
14 Trevor Lakes	13:52	2-5	1-4	0-0	1 1 2	1 0	5	0	0	1	0 0 -9	
3 Elijah Wood	04:13	0-2	0-2	0-0	0 0 0	0 0	0	0	0	1	0 0 2	
Team					5 0 5		0					
Totals		17-60	5-33	15-21	13 22 35	20 18	54	3	15	6	3 5 -36	

Technical Fouls: NONE

Ohio State - 90												
Record: 8-2 (2-2)												
NO. Name	Min	FG M-A	3P M-A	FT M-A	Rebounds OR DR TOT	Fouls PF	TP	AS	TO	ST	Blocks BS BA +/-	
14 Justice Sueing	F 23:11	5-8	1-4	1-1	2 4 6	3 2	12	2	0	1	0 0 -22	
25 Kyle Young	F 19:50	3-4	0-0	0-1	0 4 4	2 4	6	2	1	0	0 0 24	
32 E.J. Liddell	F 19:34	3-5	1-1	1-2	1 3 4	2 5	8	2	2	1	2 0 20	
4 Duane Washington Jr.	G 22:49	5-11	3-7	0-0	2 2 2	0 13	3	2	0	0	1 1 22	
13 C.J. Walker	G 21:36	1-5	0-1	2-2	0 2 2	1 1	4	0	0	0	0 0 19	
1 Jimmy Sotost	13:46	0-2	0-2	2-2	1 2 3	0 1	2	1	0	0	0 0 11	
23 Zed Key	13:42	5-5	0-0	4-6	1 3 4	2 4	14	1	0	1	0 1 14	
3 Eugene Brown III	21:33	0-5	0-3	0-0	2 4 6	1 0	0	0	0	0	2 0 13	
10 Justin Ahrens	19:54	6-10	6-9	0-0	0 2 2	0 0	18	0	1	1	0 0 27	
31 Seth Towns	14:58	2-5	1-4	6-6	0 2 2	3 3	11	3	1	0	0 0 13	
42 Harrison Hooklin	05:16	1-2	0-1	0-0	1 2 3	2 0	2	1	0	0	0 0 -3	
40 Jansen Davidson Jr.	03:51	0-1	0-0	0-0	0 1 1	0 0	0	0	0	0	0 0 1	
Team					3 3 6		0					
Totals		31-63	12-32	16-20	11 34 45	18 20	90	18	10	3	5 3 32	

Technical Fouls: NONE

Points from		NEB		OSU	
Biggest lead	2 (1st 18:16)	41 (2nd 9:44)			
Best Scoring Run	6 (2nd 6:55)	15 (1st 7:27)			
Lead Changes	4				
Times Tied	5				
Time with Lead	02:23	32:28			

Period by Period Scoring		NEB		OSU	
Turnovers	2	21			
Paint	22	30			
Second Chance	14	15			
Fast Breaks	0	11			
Bench	18	47			

GAME 11: NO. 17 MICHIGAN STATE 84, NEBRASKA 77



Official Basketball Box Score - Final
Michigan St. at Nebraska
01/02/21 Pinnacle Bank Arena, Lincoln
Nebraska vs. Michigan State

Game Time: 7:07 PM
Game Duration: 2:12

Officials: D.J. Garstensen, Rb Keneman, Edwin Young

Michigan St. - 84												
Record: 7-3 (1-3)												
NO. Name	Min	FG M-A	3P M-A	FT M-A	Rebounds OR DR TOT	Fouls PF	TP	AS	TO	ST	Blocks BS BA +/-	
0 Aaron Henry	F 32:34	10-16	3-5	4-5	2 2 4	1 5	27	1	2	1	1 0 4	
15 Thomas Kithier	F 22:46	3-3	0-0	1-2	3 1 4	4 1	7	1	1	1	0 0 8	
20 Joey Hauser	F 20:33	1-4	0-2	3-4	0 6 6	2 4	5	1	3	0	0 0 4	
1 Joshua Langford	G 29:25	5-12	1-5	4-4	1 0 1	2 4	15	2	0	2	0 1 0	
11 A.J. Hoggard	G 23:16	2-3	0-0	1-1	0 3 3	2 1	4	5	1	0	2 0 8	
3 Foster Loyer	11:10	1-4	0-3	1-2	0 1 1	1 1	3	2	1	0	0 0 2	
25 Malik Hall	19:39	0-0	0-0	3 5 8	2 2 3	0 0	0	0	0	0	0 0 0	
34 Julius Marble	01:25	0-0	0-0	1-2	0 0 0	2 1	1	0	1	0	0 0 1	
4 Gabe Brown	15:38	4-6	2-4	0-0	1 1 1	1 0	10	0	2	2	0 0 3	
2 Rocket Watts	14:55	3-8	1-4	2-2	0 0 0	3 1	9	0	0	0	0 0 4	
22 Mady Sissoko	06:45	0-0	0-0	0-0	0 0 0	1 0	0	0	0	0	2 0 3	
30 Marcus Bingham Jr.	01:54	0-0	0-0	0-0	0 0 0	0 0	0	0	1	0	0 0 -2	
Team					0 1 1		0					
Totals		29-56	7-23	19-26	9 20 29	21 21	84	12	13	6	5 1 7	

Shooting By Period			
1st FG%	13-24	54.2%	
3PT%	3-11	27.3%	
FT%	11-14	78.6%	
2nd FG%	16-32	50.0%	
3PT%	4-12	33.3%	
FT%	8-12	66.7%	
GM FG%	29-56	51.8%	
3PT%	7-23	30.4%	
FT%	19-26	73.1%	

Dead Ball Rebounds: 3, 0

Nebraska - 77												
Record: 4-7 (0-4)												
NO. Name	Min	FG M-A	3P M-A	FT M-A	Rebounds OR DR TOT	Fouls PF	TP	AS	TO	ST	Blocks BS BA +/-	
11 Lat Mayen	F 15:22	3-5	2-3	0-0	0 3 3	5 0	8					

GAME 13: MICHIGAN STATE 66, NEBRASKA 56

Official Basketball Box Score - Final
Nebraska at Michigan St.
 02/05/21 Breslin Events Center, East Lansing
 2020-21 Men's Basketball

Game Time: 6:30 PM
 Game Duration: 2:10

Officials: D.J. Christensen, Rob Fley, Edwin Young

Nebraska - 56

Record: 0-9 (0-6)

NO.	Name	Min	FG		3P		FT		Rebounds		Fouls		TP	AS	TO	ST	Blocks		+/-
			M-A	P-A	M-A	P-A	CR	DR	OR	DR	PF	FF					BS	BA	
11	Lat Mayen	F 25:05	4-10	2-7	0-0	1-3	4-4	1-3	10	0	2	0	0	0	0	0	0	0	-16
13	Derrick Walker	F 23:19	1-2	0-0	0-0	2-4	0-4	4-3	4	2	1	1	2	0	0	0	0	-7	
0	Teddy Allen	G 23:18	1-10	0-2	1-2	1-2	3-4	2-4	3	2	3	2	0	5	-12				
2	Trey McGowens	G 31:47	5-9	0-1	3-5	0-4	4-4	2-4	13	3	3	3	0	1	-6				
45	Dalano Banton	G 25:40	2-7	0-2	2-3	1-5	6-5	3-6	1	4	1	2	0	-9					
24	Yvan Ouedraogo	13:50	2-4	0-0	0-3	1-2	3-0	2-4	0	0	0	0	0	-3					
4	Shamiel Stevenson	19:07	3-7	0-2	2-4	1-3	4-1	3-8	2	3	2	1	0	0	-10				
10	Kobe Webster	23:54	1-6	1-3	1-3	1-0	1-0	2-4	1	0	1	0	1	-1					
34	Thorir Thorbjarnarson	14:00	2-3	0-0	0-0	0-0	0-0	2-4	0	0	1	1	0	-4					
Team									4	1	5	0	0						
Totals			21-58	3-17	11-24	10	24	34	17	24	56	11	17	12	6	7	-10		

Shooting By Period

1st FG% 7-28 25.0%
 3PT% 1-9 11.1%
 FT% 7-14 50%

2nd FG% 14-30 46.7%
 3PT% 2-8 25.0%
 FT% 4-10 40%

GM FG% 21-58 36.2%
 3PT% 3-17 17.6%
 FT% 11-24 45.8%

Dead Ball Rebounds: 5, 0

Michigan St. - 66

Record: 9-7 (3-7)

NO.	Name	Min	FG		3P		FT		Rebounds		Fouls		TP	AS	TO	ST	Blocks		+/-
			M-A	P-A	M-A	P-A	CR	DR	OR	DR	PF	FF					BS	BA	
0	Aaron Henry	F 31:47	6-14	1-4	3-3	1-5	6-6	1-3	16	5	3	2	2	1	15				
20	Joey Hauser	F 13:42	0-3	0-1	0-0	0-1	1-5	2-0	0	2	2	0	0	1	-5				
30	Marcus Bingham Jr.	F 13:28	2-4	0-1	2-2	1-3	4-0	1-1	6	1	0	3	2	0	9				
1	Joshua Langford	G 23:39	7-12	4-6	0-1	0-5	5-3	2-1	18	0	3	0	0	0	-1				
3	Foster Loyer	G 17:41	0-3	0-3	0-0	2-2	3-5	6-4	1	4	1	1	0	0	8				
2	Rockett Watts	15:36	2-5	1-3	0-0	0-3	3-2	0-0	5	3	5	0	0	0	4				
15	Thomas Kibler	07:06	0-0	0-0	0-0	2-2	1-0	0-0	0	1	0	0	0	-2					
11	A.J. Hoggard	14:36	1-5	0-2	0-0	1-2	3-1	2-2	1	2	1	0	1	-3					
25	Malik Hall	24:08	1-4	0-1	0-0	1-3	4-1	2-1	2	1	3	1	1	0	15				
44	Gabe Brown	17:52	3-6	0-2	0-0	1-6	7-0	0-0	6	0	0	0	1	1	6				
34	Julius Marble	11:27	0-2	0-0	3-4	2-2	4-4	2-3	0	0	1	0	0	-2					
22	Mady Sissoko	07:59	1-1	0-0	0-0	1-1	2-1	2-0	0	0	0	0	0	5					
10	Jack Hoiberg	00:59	0-0	0-0	0-0	0-0	0-0	0-0	0	0	0	0	0	1					
Team									4	0	4	0	2						
Totals			23-59	6-23	14-16	12	35	47	24	17	66	16	22	7	7	6	10		

Shooting By Period

1st FG% 13-29 44.8%
 3PT% 3-13 23.1%
 FT% 5-5 100%

2nd FG% 10-30 33.3%
 3PT% 3-10 30.0%
 FT% 9-11 81.8%

GM FG% 23-59 39.0%
 3PT% 6-23 26.1%
 FT% 14-16 87.5%

Dead Ball Rebounds: 2, 0

	NEB	MSU
Biggest lead	1 (1st 11:06)	16 (2nd 16:33)
Best Scoring Run	5 (2nd 8:53)	7 (1st 17:25)
Lead Changes	4	2
Times Tied	2	4
Time with Lead	00:28	38:47

Points from Turnovers: NEB 36, MSU 16

Second Chance: NEB 5, MSU 7

Fast Breaks: NEB 16, MSU 17

Bench: NEB 20, MSU 20

Period by Period Scoring

	1st	2nd	TOT
NEB	22	34	56
MSU	34	32	66

GAME 14: MINNESOTA 79, NEBRASKA 61

Official Basketball Box Score - Final
Nebraska at Minnesota
 02/08/21 Wilmar Arena, Minneapolis
 2020-21 Men's Basketball

Game Time: 7:00 PM
 Game Duration: 2:09
 Attendance: 29

Officials: Courtney Green, Rob Kuennen, Steve Munkirns

Nebraska - 61

Record: 4-10 (0-7)

NO.	Name	Min	FG		3P		FT		Rebounds		Fouls		TP	AS	TO	ST	Blocks		+/-
			M-A	P-A	M-A	P-A	CR	DR	OR	DR	PF	FF					BS	BA	
11	Lat Mayen	F 22:29	5-9	3-5	2-2	0-6	6-5	2-2	15	0	1	1	0	0	-6				
13	Derrick Walker	F 14:28	1-5	0-0	0-0	2-4	1-3	4-4	4	0	3	1	1	-3					
14	Trevor Lakes	F 05:47	0-0	0-0	0-0	0-0	0-0	1-0	0	0	0	0	0	-7					
2	Trey McGowens	G 30:15	2-9	0-1	3-5	2-4	6-3	6-7	3	6	3	1	0	-14					
45	Dalano Banton	G 31:49	3-9	0-2	3-3	0-5	5-3	4-9	6	5	1	1	0	-17					
24	Yvan Ouedraogo	13:01	0-1	0-0	0-2	2-1	3-0	2-0	0	1	1	0	0	-10					
4	Shamiel Stevenson	31:28	5-10	0-1	4-6	2-4	6-4	3-14	0	5	1	2	0	-15					
10	Kobe Webster	22:29	3-7	0-2	1-2	0-2	2-0	2-7	0	0	0	0	0	-10					
34	Thorir Thorbjarnarson	15:43	2-6	0-3	1-1	1-1	2-1	1-5	1	0	0	0	0	-3					
35	Eduardo Andre	12:33	0-1	0-0	0-0	0-3	3-1	0-0	2	0	0	1	0	9					
Team									3	3	6	0	0						
Totals			21-57	3-15	16-25	11	32	43	22	24	61	12	18	6	5	4	-18		

Shooting By Period

1st FG% 11-33 33.3%
 3PT% 0-8 0.0%
 FT% 8-12 66.7%

2nd FG% 10-24 41.7%
 3PT% 3-7 42.9%
 FT% 8-13 61.5%

GM FG% 21-57 36.8%
 3PT% 3-15 20.0%
 FT% 16-25 64.0%

Dead Ball Rebounds: 4, 0

Minnesota - 79

Record: 12-7 (5-7)

NO.	Name	Min	FG		3P		FT		Rebounds		Fouls		TP	AS	TO	ST	Blocks		+/-
			M-A	P-A	M-A	P-A	CR	DR	OR	DR	PF	FF					BS	BA	
23	Brandon Johnson	F 36:16	3-9	2-4	5-6	7-7	10-2	5-13	1	0	0	0	0	0	16				
0	Liam Robbins	C 13:48	2-5	0-2	2-4	1-7	8-5	3-7	0	1	0	1	0	3	0	18			
1	Tre Williams	G 22:55	3-7	2-5	0-0	0-1	3-3	8-1	0	0	0	1	0	1	5				
5	Marcus Carr	G 19:09	7-11	1-4	6-6	0-2	2-4	6-21	8	2	2	0	0	23					
22	Gabe Kaberchuk	G 30:55	3-13	1-9	3-5	2-3	5-2	10-1	2	1	2	1	0	0	14				
24	Eric Curry	22:19	3-3	0-0	0-0	5-5	4-2	6-2	0	0	0	0	0	-5					
11	Both Gach	18:22	1-6	1-5	0-0	0-4	4-1	3-0	2	2	0	0	0	2					
4	Jamal Meshbom, Jr.	28:39	5-16	1-6	0-1	0-3	3-3	1-11	0	0	0	0	1	3	10				
35	Isaiah Inen	03:44	0-2	0-1	0-0	0-0	0-0	0-0	0	0	0	0	0	1	1	0	2		
32	Sam Freeman	03:56	0-0	0-0	0-0	1-0	1-0	0-0	0	0	0	0	0	0	0	0	0	5	
Team									5	2	7	0	2						
Totals			27-72	8-36	17-22	16	30	46	24	22	79	15	11	4	4	5	18		

Shooting By Period

1st FG% 17-39 43.6%
 3PT% 5-18 27.8%
 FT% 6-8 75%

2nd FG% 10-33 30.3%
 3PT% 3-18 16.7%
 FT% 11-14 78.6%

GM FG% 27-72 37.5%
 3PT% 8-36 22.2%
 FT% 17-22 77.3%

Dead Ball Rebounds: 2, 0

	NEB	MINN
Biggest lead	0 (1st 20:00)	20 (2nd 0:48)
Best Scoring Run	10 (2nd 13:25)	7 (1st 15:16)
Lead Changes	0	0
Times Tied	10	7
Time with Lead	00:00	39:46

Points from Turnovers: NEB 13, MINN 19

Second Chance: NEB 7, MINN 11

Fast Breaks: NEB 13, MINN 2

Bench: NEB 26, MINN 20

Period by Period Scoring

	1st	2nd	TOT
NEB	30	31	61
MINN	45	34	79

GAME 15: NO. 21 WISCONSIN 61, NEBRASKA 48



Official Basketball Box Score - Final
Wisconsin at Nebraska
 02/10/21 Pinnacle Bank Arena, Lincoln
 2020-21 Men's Basketball

Game Time: 8:40 PM
 Game Duration: 1:58

Officials: Kelly Peffer, Lewis Garrison, Brian Munkirns

Wisconsin - 61

Record: 15-6 (9-5)

NO.	Name	Min	FG		3P		FT		Rebounds		Fouls		TP	AS	TO	ST	Blocks		+/-
			M-A	P-A	M-A	P-A	CR	DR	OR	DR	PF	FF					BS	BA	
2	Aleem Ford	F 27:14																	

GAME 17: NEBRASKA 62, PENN STATE 61

Official Basketball Box Score - Final
Nebraska at Penn State
 02/16/21 Bryan Jordan Center, University Park, Pa.
 2020-21 Men's Basketball

Game Time: 3:00 PM
 Game Duration: 1:53
 Attendance: 245

Officials: C.L. Christensen, Rob Riley, Brandon Cruz

Nebraska - 62

Record: 5-12 (1-9)

NO. Name	Min	FG	3P	FT	Rebounds	Fouls	TP	AS	TO	ST	Blocks	+/-	
		M-A	M-A	M-A	OR DR TOT	PF	FD				BS BA		
11 Lat Mayen	28:29	1-4	0-2	0-0	0	3	3	1	0	2	3	1	0
13 Derrick Walker	F 25:46	4-6	0-0	0-1	1	3	4	2	1	8	1	2	1
0 Teddy Allen	G 33:27	6-11	2-4	0-0	0	6	6	1	0	14	3	2	0
2 Trey McGowens	G 23:07	4-9	1-3	1-1	0	2	2	1	3	10	4	3	1
45 Dalano Banton	G 30:12	3-6	1-2	0-0	0	3	3	2	0	7	6	4	2
35 Eduardo Andre	06:48	1-2	0-0	0-0	0	3	3	3	0	2	1	0	0
10 Kobe Webster	28:59	5-12	3-8	0-0	0	4	4	1	2	13	0	2	0
4 Shamiel Stevenson	08:02	1-1	0-0	0-0	0	2	2	1	0	2	0	1	1
34 Thorir Thorbjarnarson	08:12	0-1	0-0	0-0	1	1	2	0	1	0	1	0	0
24 Yvan Ouedraogo	07:24	2-4	0-0	0-1	1	2	2	0	4	0	0	0	1
Team					2	2	4			0			
Totals		27-56	7-19	1-3	5	30	35	12	9	62	19	16	7

Shooting By Period

1st FG%: 5-13 38.5%
 3PT%: 0-4 0%
 FT%: 0-1 0%
 2nd FG%: 12-26 46.2%
 3PT%: 2-6 33.3%
 FT%: 1-2 50%
 GM FG%: 27-56 48.2%
 3PT%: 7-19 36.8%
 FT%: 1-3 33.3%

Dead Ball Rebounds: 0, 0

Technical Fouls: NONE

Penn State - 61

Record: 7-10 (4-9)

NO. Name	Min	FG	3P	FT	Rebounds	Fouls	TP	AS	TO	ST	Blocks	+/-	
		M-A	M-A	M-A	OR DR TOT	PF	FD				BS BA		
21 John Harrar	F 28:29	1-5	0-0	4-4	6	5	11	2	5	6	1	2	2
0 Myron Jones	G 29:33	7-20	3-8	1-3	1	3	4	1	2	18	2	1	0
2 Miles Dread	G 31:20	4-10	4-9	2-2	1	1	2	0	2	14	0	1	0
5 Jamarl Wheeler	G 33:16	1-7	0-5	0-0	1	8	9	4	1	2	2	0	3
12 Izaiiah Brockington	G 30:48	4-9	0-2	3-3	1	2	3	1	2	11	2	4	0
1 Seth Lundy	17:52	3-9	2-6	0-0	0	1	1	0	0	8	2	1	1
3 Sam Semmons	17:11	1-3	0-1	0-0	0	1	1	0	0	2	3	1	0
15 Trent Buttrick	11:31	0-2	0-0	0-0	1	1	2	0	0	0	1	1	0
Team					2	4	6			0			
Totals		21-46	9-31	10-12	13	26	39	9	12	61	13	12	7

Shooting By Period

1st FG%: 13-33 39.4%
 3PT%: 7-20 35.0%
 FT%: 2-4 50%
 2nd FG%: 8-32 25.0%
 3PT%: 2-11 18.2%
 FT%: 8-8 100%
 GM FG%: 21-46 32.3%
 3PT%: 9-31 29.0%
 FT%: 10-12 83.3%

Dead Ball Rebounds: 3, 0

Technical Fouls: NONE

	NEB	PSU
Biggest lead	11 (2 nd 8:43)	8 (1 st 10:52)
Best Scoring Run	7 (1 st 1:23)	12 (2 nd 1:58)
Lead Changes	3	4
Times Tied	4	3
Time with Lead	19:42	17:45

Points from Turnovers	NEB	PSU
	10	15
Paint	34	16
Second Chance	2	10
Fast Breaks	8	10
Bench	21	10

Period by Period Scoring	1st	2nd	TOT
NEB	35	27	62
PSU	35	26	61

GAME 18: MARYLAND 64, NEBRASKA 50

Official Basketball Box Score - Final
Nebraska at Maryland
 02/16/21 XFINITY Center, College Park
 2020-21 Men's Basketball

Game Time: 7:00 PM
 Game Duration: 1:59

Officials: Earl Watson, Brian Dorsey, Steve Horack

Nebraska - 50

Record: 5-13 (1-10)

NO. Name	Min	FG	3P	FT	Rebounds	Fouls	TP	AS	TO	ST	Blocks	+/-	
		M-A	M-A	M-A	OR DR TOT	PF	FD				BS BA		
11 Lat Mayen	F 28:25	2-7	2-5	0-0	0	3	3	3	0	6	1	1	1
13 Derrick Walker	F 07:59	1-2	0-1	0-0	0	3	3	0	0	2	1	1	0
0 Teddy Allen	G 34:58	7-15	2-6	2-4	0	5	5	1	6	18	1	1	0
2 Trey McGowens	G 27:32	2-8	1-5	0-0	0	0	0	2	0	5	0	3	1
45 Dalano Banton	G 30:52	3-8	2-5	2-2	0	4	4	3	1	0	3	1	1
10 Kobe Webster	21:46	1-3	1-2	0-0	1	1	1	1	0	3	1	0	0
35 Eduardo Andre	10:02	0-1	0-0	0-2	1	3	4	1	1	0	0	2	0
4 Shamiel Stevenson	14:55	2-6	0-1	1-2	1	2	3	3	3	5	0	1	0
34 Thorir Thorbjarnarson	14:51	0-3	0-2	0-0	2	2	2	0	0	0	1	0	0
24 Yvan Ouedraogo	03:13	0-0	0-0	0-0	0	0	0	0	0	0	0	0	0
14 Trevor Lakes	02:15	0-1	0-1	0-0	1	1	0	0	0	0	0	0	0
3 Elijah Wood	01:04	0-0	0-0	0-0	0	0	0	0	0	0	0	0	0
21 Jace Platkowski	01:04	0-0	0-0	1-2	0	0	0	0	0	1	1	0	0
44 Bret Porter	01:04	0-0	0-0	0-0	0	0	0	0	0	0	0	0	0
Team					1	2	0			0			
Totals		18-54	9-28	6-12	3	25	28	16	13	50	8	11	3

Shooting By Period

1st FG%: 10-26 38.5%
 3PT%: 6-14 42.9%
 FT%: 2-4 50%
 2nd FG%: 8-28 28.6%
 3PT%: 2-14 14.3%
 FT%: 4-8 50%
 GM FG%: 18-54 33.3%
 3PT%: 8-28 28.6%
 FT%: 6-12 50.0%

Dead Ball Rebounds: 2, 0

Technical Fouls: NONE

Maryland - 64

Record: 12-10 (6-9)

NO. Name	Min	FG	3P	FT	Rebounds	Fouls	TP	AS	TO	ST	Blocks	+/-	
		M-A	M-A	M-A	OR DR TOT	PF	FD				BS BA		
24 Donta Scott	F 31:37	3-5	2-3	1-2	0	8	9	0	2	9	0	3	0
2 Aaron Wiggins	G 34:00	8-15	1-6	4-4	1	10	11	3	4	21	0	4	1
5 Eric Ayala	G 34:07	5-13	2-10	2-2	0	3	3	2	2	15	2	4	1
11 Darryl Morsell	G 32:54	1-5	1-3	2-2	1	5	6	2	1	5	2	2	1
13 Hakim Hart	G 21:16	0-5	0-2	0-0	1	3	4	0	1	0	3	1	0
12 Reese Mona	05:20	0-0	0-0	0-0	1	0	1	0	0	0	1	0	0
25 Jarius Hamilton	27:05	6-7	3-4	0-0	1	4	5	3	3	15	1	1	0
30 Galin Smith	10:29	0-2	0-0	0-0	1	2	3	0	0	0	0	1	0
0 Marcus Dockery	01:04	0-0	0-0	0-0	0	0	0	0	0	0	0	0	0
15 Chol Martial	01:04	0-0	0-0	0-0	0	0	0	0	0	0	0	0	0
23 Aquan Smart	01:04	0-1	0-1	0-0	0	1	1	0	0	0	0	0	0
Team					0	1	1			0			
Totals		23-53	9-29	9-10	6	37	43	13	16	64	9	17	5

Shooting By Period

1st FG%: 11-27 40.7%
 3PT%: 7-17 41.2%
 FT%: 3-3 100%
 2nd FG%: 12-26 46.2%
 3PT%: 2-12 16.7%
 FT%: 6-7 85.7%
 GM FG%: 23-53 43.4%
 3PT%: 9-29 31.0%
 FT%: 9-10 90.0%

Dead Ball Rebounds: 0, 0

Technical Fouls: NONE

	NEB	UMD
Biggest lead	5 (1 st 7:30)	15 (2 nd 1:48)
Best Scoring Run	6 (1 st 13:43)	9 (1 st 5:05)
Lead Changes	8	2
Times Tied	6	8
Time with Lead	07:53	27:57

Points from Turnovers	NEB	UMD
	4	11
Paint	14	24
Second Chance	2	8
Fast Breaks	2	8
Bench	9	15

Period by Period Scoring	1st	2nd	TOT
NEB	28	22	50
UMD	32	32	64

GAME 19: MARYLAND 79, NEBRASKA 71

Official Basketball Box Score - Final
Nebraska at Maryland
 02/16/21 XFINITY Center, College Park
 2020-21 Men's Basketball

Game Time: 7:00 PM
 Game Duration: 2:08

Officials: Bill Elv, Steve McClurkins, Courtney Green

Nebraska - 71

Record: 5-14 (1-11)

NO. Name	Min	FG	3P	FT	Rebounds	Fouls	TP	AS	TO	ST	Blocks	+/-	
		M-A	M-A	M-A	OR DR TOT	PF	FD				BS BA		
11 Lat Mayen	F 33:33	4-8	2-3	3-3	0	6	6	3	1	13	0	2	0
13 Derrick Walker	F 13:05	1-1	0-0	0-0	0	0	0	4	0	2	1	1	0
0 Teddy Allen	G 32:24	8-14	4-7	5-5	1	4	5	1	4	25	3	1	0
2 Trey McGowens	G 22:30	0-5	0-2	0-0	0	5	5	3	0	2	3	0	0
45 Dalano Banton	G 28:33	4-10	3-6	0-1	1	6	7	2	2	11	4	1	0
35 Eduardo Andre	07:04	0-2	0-0	0-0	1	1	1	0	0	0	0	0	0
4 Shamiel Stevenson	15:26	3-5	1-2	2-3	0	2	2	0	2	9	0	1	0
10 Kobe Webster	22:38	3-7	2-5	0-0	0	2	2	1	0	8	1	1	0
34 Thorir Thorbjarnarson	10:51	0-0	0-0	0-0	1	0	1	1	0	0	0	0	0
24 Yvan Ouedraogo	08:07	0-1	0-0	0-0	1	0	1	1	0	0	1	0	0
14 Trevor Lakes	04:23	1-3	1-3	0-0	0	0	0	0	0	3	0	0	0
3 Elijah Wood	00:43	0-0	0-0	0-0	0	0	0	0	0				

GAME 25: NO. 5 IOWA 102, NEBRASKA 64



Official Basketball Box Score - Final
Nebraska at Iowa
 03/04/21 Carver-Hawkeye Arena, Iowa City
 2020-21 Men's Basketball

Game Time: 8:01 PM
 Game Duration: 1:45
 Attendance: 549

Officials: Lorry Scrotto, Donnie Eppley, Steve M. Jenkins

Nebraska - 64

Record: 7-18 (3-15)

NO.	Name	Min	FG	3P	FT	Rebounds	Fouls	TP	AS	TO	ST	Blocks	BS	BA	+/-
			M-A	M-A	M-A	OR DR TOT	PF PD					BS	BA		
11	Lat Mayen	F 26:42	5-12	4-8	0-0	2 11 13	2 0	14	1	1	0	0	2	0	-19
13	Derrick Walker	F 11:39	0-1	0-0	0-2	0 2 2	2 1	0	0	2	0	0	0	0	-1
2	Trey McGowens	G 24:35	1-7	1-4	0-0	0 2 2	2 1	3	0	5	1	1	3	-25	
10	Kobe Webster	G 29:29	6-12	5-8	0-0	0 2 2	0 0	17	1	1	0	0	1	-36	
34	Thorir Thorjarnarson	G 27:04	1-8	0-4	0-0	1 4 5	0 1	2	5	2	1	0	1	-34	
35	Eduardo Andre	15:06	2-2	0-0	0-0	3 0 3	2 1	4	2	0	0	0	0	-14	
45	Dalano Banton	20:33	5-11	1-5	3-3	2 6 8	2 2	14	3	5	0	1	0	-16	
4	Shamiel Stevenson	15:18	1-3	0-1	2-2	0 1 1	1 3	4	0	1	0	0	0	-10	
24	Yvan Ouedraogo	10:52	0-2	0-0	0-0	0 0 0	0 0	0	0	1	1	0	0	-17	
14	Trevor Lakes	11:35	1-6	1-6	3-3	0 0 0	0 0	1	6	1	1	0	0	-6	
3	Elijah Wood	03:03	0-1	0-0	0-0	0 0 0	0 0	0	0	0	0	0	0	-5	
21	Jacob Plattkowski	03:03	0-0	0-0	0-0	0 0 0	0 0	0	0	0	0	0	0	-6	
44	Bret Porter	01:01	0-0	0-0	0-0	0 0 0	0 0	0	1	0	0	0	0	1	
Team								0	2	2					
Totals			22-55	12-36	8-10	8 30 38	11 10	64	14	20	3	2	7	-38	

Shooting By Period

1st FG% 10-31 32.3%
 3PT% 4-16 25.0%
 FT% 2-2 100%
 2nd FG% 12-34 35.3%
 3PT% 8-20 40.0%
 FT% 6-8 75%
 GM FG% 22-65 33.8%
 3PT% 12-36 33.3%
 FT% 8-10 80.0%

Dead Ball Rebounds: 1, 0

Technical Fouls: NONE

Iowa - 102

Record: 19-7 (13-6)

NO.	Name	Min	FG	3P	FT	Rebounds	Fouls	TP	AS	TO	ST	Blocks	BS	BA	+/-
			M-A	M-A	M-A	OR DR TOT	PF PD					BS	BA		
55	Luka Garza	C 24:06	5-8	1-3	3-4	2 6 8	0 4	14	1	2	0	4	0	27	
3	Jordan Bohannon	G 25:01	8-13	8-12	2-2	0 2 2	0 1	26	2	1	1	0	0	32	
5	CJ Fredrick	G 08:34	1-2	1-2	0-0	0 0 0	0 1	3	0	0	1	0	0	8	
10	Joe Wieskamp	G 22:41	4-9	2-6	1-4	2 5 7	1 3	11	2	1	1	1	1	28	
30	Connor McCaffery	G 24:11	1-8	1-7	0-0	0 2 2	1 0	3	8	1	2	0	0	23	
15	Keegan Murray	G 17:49	3-7	0-3	2-2	1 3 4	1 1	8	1	1	1	2	0	34	
22	Patrick McCaffery	19:42	8-13	3-6	0-0	1 5 6	1 0	19	0	1	0	0	1	14	
1	Joe Toussaint	16:19	2-2	0-0	0-0	0 4 4	2 0	4	4	1	3	0	0	7	
11	Tony Perkins	10:54	0-1	0-1	0-2	0 3 3	0 1	0	3	0	1	0	0	12	
4	Ahron Ulis	11:35	1-2	0-0	0-0	0 2 2	2 0	2	4	0	1	0	0	6	
20	Kris Murray	09:59	1-4	0-2	2-2	1 1 2	1 1	4	0	0	0	0	0	4	
0	Michael Baer	03:03	1-1	0-0	0-0	0 1 1	1 0	0	2	0	0	1	0	5	
13	Austin Ash	03:03	1-2	0-1	0-0	0 2 2	0 0	2	0	0	0	0	0	5	
23	Josh Ogundele	03:03	2-2	0-0	0-0	1 0 1	0 0	4	0	0	0	0	0	5	
Team								1	0	1					
Totals			38-74	16-43	10-16	9 38 45	10 11	102	25	8	12	7	2	38	

Shooting By Period

1st FG% 18-36 50.0%
 3PT% 9-24 37.5%
 FT% 3-6 50%
 2nd FG% 20-38 52.6%
 3PT% 7-19 36.8%
 FT% 7-10 70%
 GM FG% 38-74 51.4%
 3PT% 16-43 37.2%
 FT% 10-16 62.5%

Dead Ball Rebounds: 3, 0

Technical Fouls: NONE

Biggest lead

	NEB	IOWA
Biggest lead	0 (1 st 20:00)	39 (2 nd 1:28)
Best Scoring Run	7 (1 st 6:02)	11 (1 st 3:58)
Lead Changes	0	
Times Tied	1	
Time with Lead	00:00	37:06

Points from Turnovers

	NEB	IOWA
Points from Turnovers	5	25
Paint	18	40
Second Chance	2	14
Fast Breaks	0	19
Bench	28	45

Period by Period Scoring

	1st	2nd	TOT
NEB	26	38	64
IOWA	48	54	102

GAME 26: NORTHWESTERN 79, NEBRASKA 78



Official Basketball Box Score - Final
Nebraska at Northwestern
 03/07/21 Welsh-Ryan Arena, Evanston
 2020-21 Men's Basketball

Game Time: 12:30 PM
 Game Duration: 2:04

Officials: Rob Kueneman, Lewis Garrison, Edwin Young

Nebraska - 78

Record: 7-19 (3-16)

NO.	Name	Min	FG	3P	FT	Rebounds	Fouls	TP	AS	TO	ST	Blocks	BS	BA	+/-
			M-A	M-A	M-A	OR DR TOT	PF PD					BS	BA		
11	Lat Mayen	F 27:44	2-9	1-6	2-2	1 3 4	3 2	7	0	3	2	0	0	-1	
13	Derrick Walker	F 29:28	4-5	0-0	0-0	2 4 6	2 0	8	2	2	2	1	0	-12	
2	Trey McGowens	G 32:58	4-10	2-6	5-6	1 5 6	3 10	15	5	3	0	0	0	-5	
10	Kobe Webster	G 33:18	8-16	7-12	0-0	1 0 1	1 0	23	5	2	1	0	3	-9	
34	Thorir Thorjarnarson	G 34:24	3-6	2-3	0-0	2 6 8	0 0	8	6	1	0	0	0	6	
35	Eduardo Andre	10:32	2-2	0-0	2-4	0 3 3	4 2	6	0	0	1	0	0	11	
45	Dalano Banton	15:12	1-2	1-2	0-0	0 0 0	0 0	1	0	3	2	1	0	-2	
4	Shamiel Stevenson	04:08	0-1	0-0	3-4	0 1 1	0 2	3	0	1	0	0	0	0	
14	Trevor Lakes	12:16	2-5	1-4	0-0	0 0 0	1 0	5	1	0	0	0	0	7	
Team								1	0	1					
Totals			26-56	14-33	12-16	8 22 30	15 16	78	21	15	6	1	3	-1	

Shooting By Period

1st FG% 9-25 36.0%
 3PT% 5-14 35.7%
 FT% 7-11 63.6%
 2nd FG% 17-31 54.8%
 3PT% 9-19 47.4%
 FT% 5-5 100%
 GM FG% 26-56 46.4%
 3PT% 14-33 42.4%
 FT% 12-16 75.0%

Dead Ball Rebounds: 3, 2

Technical Fouls: NONE

Northwestern - 79

Record: 9-14 (6-13)

NO.	Name	Min	FG	3P	FT	Rebounds	Fouls	TP	AS	TO	ST	Blocks	BS	BA	+/-
			M-A	M-A	M-A	OR DR TOT	PF PD					BS	BA		
10	Miller Kopp	F 32:42	5-13	2-7	0-0	0 4 4	2 2	12	3	3	2	0	0	8	
22	Pete Nance	F 28:56	5-10	1-2	2-2	2 5 7	1 3	13	2	1	0	0	0	-1	
31	Robbie Beran	F 24:48	4-7	2-4	1-2	1 1 2	2 2	11	1	0	0	1	0	9	
0	Boo Buie	G 30:24	4-7	2-4	1-2	0 1 1	2 5	11	6	2	1	0	0	7	
55	Eric Zaleski	G 02:12	0-0	0-0	0-0	0 0 0	0 0	0	0	0	1	0	0	0	
1	Chase Audige	26:52	6-10	2-3	0-0	0 3 3	2 0	14	4	2	1	1	0	1	
15	Ryan Young	15:55	3-5	0-0	0-3	3 3 6	3 3	6	2	1	0	1	1	2	
3	Ty Berry	17:24	4-7	2-5	0-0	0 2 2	1 0	10	1	2	0	0	0	-3	
11	Anthony Gaines	06:05	0-0	0-0	0-0	0 0 0	0 0	1	0	0	1	1	0	-12	
2	Ryan Greer	14:42	1-1	0-0	0-0	0 2 2	2 0	2	2	1	0	0	0	-6	
Team								1	1	2					
Totals			32-60	11-25	4-9	7 22 29	16 15	79	21	12	8	3	1	1	

Shooting By Period

1st FG% 17-31 54.8%
 3PT% 5-14 35.7%
 FT% 0-0 0%
 2nd FG% 15-29 51.7%
 3PT% 6-11 54.5%
 FT% 4-9 44.4%
 GM FG% 32-60 53.3%
 3PT% 11-25 44.0%
 FT% 4-9 44.4%

Dead Ball Rebounds: 2, 1

Technical Fouls: NONE

	NEB	CATS	Points from Turnovers	NEB	CATS	Period by Period Scoring
						1st 2nd TOT
Biggest lead	4 (2 nd 3:16)	16 (1 st 7:09)	14	13		
Best Scoring Run	8 (2 nd 18:29)	12 (1 st 7:09)	22	30		
Lead Changes	5		9	6		
Times Tied	2		12	10		
Time with Lead	04:32	31:54	17	32		



**2020-21 Nebraska Men's Basketball
Individual Career Summaries
All games**

ALLEN, Teddy

				Field Goals		3-Point		F-Throws		Rebounds									Scoring	
SEASON	TEAM	GP-GS	MIN/AVG	FG-FGA	FG%	3FG-FGA	3FG%	FT-FTA	FT%	OFF	DEF	TOT	AVG	PF-FO	AST	TO	BLK	STL	PTS	AVG
2017-18	WVU	35-0	417/11.9	91-195	.467	3-25	.120	59-80	.738	44	52	96	2.7	64-0	19	33	0	13	244	7.0
2020-21	Nebr	22-21	599/27.2	131-292	.449	44-117	.376	56-81	.691	27	77	104	4.7	48-2	38	54	1	28	362	16.5
TOTAL FOR Nebr		22-21	599/27.2	131-292	.449	44-117	.376	56-81	.691	27	77	104	4.7	48-2	38	54	1	28	362	16.5
TOTAL		57-21	1016/17.8	222-487	.456	47-142	.331	115-161	.714	71	129	200	3.5	112-2	57	87	1	41	606	10.6

Single Game Highs

Statistic	Value	
Points	41	vs Penn St. 02/23/21
Rebounds	9	vs Coppin St. 12/20/17, at Creighton 12/11/20
Assists	6	vs Penn St. 02/23/21
Steals	5	vs North Dakota St. 11/28/20, vs Nevada 11/26/20
Blocks	1	vs Georgia Tech 12/09/20
FG Made	16	vs Penn St. 02/23/21
FG Attempts	24	vs Penn St. 02/23/21
3FG Made	6	vs Penn St. 02/23/21
3FG Attempts	10	vs Michigan 12/25/20, vs North Dakota St. 11/28/20
FT Made	9	vs Nevada 11/26/20
FT Attempts	13	vs Nevada 11/26/20

ANDRE, Eduardo

				Field Goals		3-Point		F-Throws		Rebounds									Scoring	
SEASON	TEAM	GP-GS	MIN/AVG	FG-FGA	FG%	3FG-FGA	3FG%	FT-FTA	FT%	OFF	DEF	TOT	AVG	PF-FO	AST	TO	BLK	STL	PTS	AVG
2020-21	Nebr	19-0	167/8.8	21-33	.636	0-0	.000	9-20	.450	12	31	43	2.3	40-1	9	9	5	5	51	2.7
TOTAL		19-0	167/8.8	21-33	.636	0-0	.000	9-20	.450	12	31	43	2.3	40-1	9	9	5	5	51	2.7

Single Game Highs

Statistic	Value	
Points	9	vs Doane 12/17/20
Rebounds	6	vs Minnesota 02/27/21
Assists	2	at Iowa 03/04/21, at Minnesota 02/08/21
Steals	2	at Maryland 02/16/21
Blocks	2	vs Doane 12/17/20
FG Made	4	vs Doane 12/17/20
FG Attempts	5	at Illinois 02/25/21
FT Made	2	vs Illinois 02/12/21, at Northwestern 03/07/21
FT Attempts	4	at Northwestern 03/07/21



**2020-21 Nebraska Men's Basketball
Individual Career Summaries
All games**

AROP, Akol

				Field Goals		3-Point		F-Throws		Rebounds								Scoring		
SEASON	TEAM	GP-GS	MIN/AVG	FG-FGA	FG%	3FG-FGA	3FG%	FT-FTA	FT%	OFF	DEF	TOT	AVG	PF-FO	AST	TO	BLK	STL	PTS	AVG
2019-20	Nebr	21-0	113/5.4	9-16	.563	1-2	.500	3-7	.429	9	19	28	1.3	18-0	1	4	6	6	22	1.0
TOTAL		21-0	113/5.4	9-16	.563	1-2	.500	3-7	.429	9	19	28	1.3	18-0	1	4	6	6	22	1.0

Single Game Highs

Statistic	Value	
Points	5	at Minnesota 03/08/20, at Michigan 03/05/20
Rebounds	6	at Michigan 03/05/20
Assists	1	vs Penn St. 02/01/20
Steals	1	6 times
Blocks	2	vs Indiana 03/11/20
FG Made	2	4 times
FG Attempts	5	at Michigan 03/05/20
3FG Made	1	at Minnesota 03/08/20
3FG Attempts	1	at Minnesota 03/08/20, vs UC Riverside 11/05/19
FT Made	2	at Creighton 12/07/19
FT Attempts	2	vs Michigan St. 02/20/20, at Creighton 12/07/19

BANTON, Dalano

				Field Goals		3-Point		F-Throws		Rebounds								Scoring		
SEASON	TEAM	GP-GS	MIN/AVG	FG-FGA	FG%	3FG-FGA	3FG%	FT-FTA	FT%	OFF	DEF	TOT	AVG	PF-FO	AST	TO	BLK	STL	PTS	AVG
2018-19	WestKy	31-12	469/15.1	39-97	.402	8-37	.216	19-34	.559	16	76	92	3.0	27-0	65	52	16	14	105	3.4
2020-21	Nebr	26-22	709/27.3	87-211	.412	20-78	.256	57-87	.655	27	128	155	6.0	52-1	103	65	24	25	251	9.7
TOTAL FOR Nebr		26-22	709/27.3	87-211	.412	20-78	.256	57-87	.655	27	128	155	6.0	52-1	103	65	24	25	251	9.7
TOTAL		57-34	1179/20.7	126-308	.409	28-115	.243	76-121	.628	43	204	247	4.3	79-1	168	117	40	39	356	6.2

Single Game Highs

Statistic	Value	
Points	18	vs Nevada 11/26/20
Rebounds	13	vs Wisconsin 12/29/18
Assists	10	vs Wisconsin 12/29/18, vs Doane 12/17/20
Steals	3	4 times
Blocks	4	vs McNeese 11/25/20
FG Made	7	vs Michigan 12/25/20
FG Attempts	17	vs Nevada 11/26/20
3FG Made	3	at Wisconsin 12/22/20, vs Nevada 11/26/20, at Maryland 02/17/21
3FG Attempts	11	vs Nevada 11/26/20
FT Made	6	vs McNeese 11/25/20
FT Attempts	8	vs McNeese 11/25/20



**2020-21 Nebraska Men's Basketball
Individual Career Summaries
All games**

LAKES, Trevor

SEASON	TEAM	GP-GS	MIN/AVG	Field Goals		3-Point		F-Throws		Rebounds				Scoring						
				FG-FGA	FG%	3FG-FGA	3FG%	FT-FTA	FT%	OFF	DEF	TOT	AVG	PF-FO	AST	TO	BLK	STL	PTS	AVG
2017-18	UINDY	28-3	378/13.5	53-118	.449	47-104	.452	4-7	.571	9	43	52	1.9	43-0	12	14	6	12	157	5.6
2018-19	UINDY	25-25	751/30.1	119-278	.428	87-219	.397	27-32	.844	17	121	138	5.5	55-0	21	19	17	8	352	14.1
2019-20	UINDY	30-28	966/32.2	157-354	.444	101-254	.398	55-69	.797	25	162	187	6.2	60-0	29	27	18	20	470	15.7
2020-21	Nebr	13-1	123/9.5	13-36	.361	11-33	.333	3-4	.750	2	12	14	1.1	4-0	5	2	1	1	40	3.1
TOTAL FOR Nebr		13-1	123/9.5	13-36	.361	11-33	.333	3-4	.750	2	12	14	1.1	4-0	5	2	1	1	40	3.1
TOTAL		96-57	2219/23.1	342-786	.435	246-610	.403	89-112	.795	53	338	391	4.1	162-0	67	62	42	41	1019	10.6

Single Game Highs

Statistic	Value	
Points	27	vs Elmhurst 11/14/18
Rebounds	16	vs Quincy 01/03/19
Assists	4	at William Jewell 02/17/18
Steals	4	vs Truman 02/15/20
Blocks	4	vs Truman 03/07/20
FG Made	9	vs Northwood 11/09/19, at Maryville (MO) 02/20/20, vs Grand Valley St. 11/17/19
FG Attempts	21	vs Northwood 11/09/19
3FG Made	7	5 times
3FG Attempts	15	at Southern Ind. 02/29/20, vs Northwood 11/09/19
FT Made	8	vs Elmhurst 11/14/18, vs Southern Ind. 01/09/20
FT Attempts	9	vs Southern Ind. 01/09/20

MAYEN, Lat

SEASON	TEAM	GP-GS	MIN/AVG	Field Goals		3-Point		F-Throws		Rebounds				Scoring						
				FG-FGA	FG%	3FG-FGA	3FG%	FT-FTA	FT%	OFF	DEF	TOT	AVG	PF-FO	AST	TO	BLK	STL	PTS	AVG
2018-19	TCU	17-0	134/7.9	11-26	.423	7-20	.350	7-9	.778	5	16	21	1.2	14-0	4	11	4	4	36	2.1
2020-21	Nebr	26-26	662/25.4	79-197	.401	47-132	.356	21-27	.778	21	99	120	4.6	66-2	16	39	14	12	226	8.7
TOTAL FOR Nebr		26-26	662/25.4	79-197	.401	47-132	.356	21-27	.778	21	99	120	4.6	66-2	16	39	14	12	226	8.7
TOTAL		43-26	796/18.5	90-223	.404	54-152	.355	28-36	.778	26	115	141	3.3	80-2	20	50	18	16	262	6.1

Single Game Highs

Statistic	Value	
Points	25	vs Rutgers 03/01/21
Rebounds	13	at Iowa 03/04/21
Assists	4	vs South Dakota 12/01/20
Steals	2	vs West Virginia 01/15/19, at Wisconsin 12/22/20, at Northwestern 03/07/21
Blocks	3	at Wisconsin 12/22/20
FG Made	9	vs Rutgers 03/01/21
FG Attempts	12	at Iowa 03/04/21, vs Wisconsin 02/10/21, vs Illinois 02/12/21
3FG Made	5	vs Indiana 01/10/21, vs Rutgers 03/01/21
3FG Attempts	9	vs Nevada 11/26/20, vs Indiana 01/10/21
FT Made	3	vs West Virginia 01/15/19, vs Illinois 02/12/21, at Maryland 02/17/21
FT Attempts	4	vs West Virginia 01/15/19



**2020-21 Nebraska Men's Basketball
Individual Career Summaries
All games**

MCGOWENS, Trey

SEASON	TEAM	GP-GS	MIN/AVG	Field Goals		3-Point		F-Throws		Rebounds				Other Stats					Scoring	
				FG-FGA	FG%	3FG-FGA	3FG%	FT-FTA	FT%	OFF	DEF	TOT	AVG	PF-FO	AST	TO	BLK	STL	PTS	AVG
2018-19	Pitt	33-32	918/27.8	113-271	.417	32-98	.327	126-165	.764	20	85	105	3.2	93-3	55	80	3	64	384	11.6
2019-20	Pitt	33-32	1110/33.7	124-338	.367	41-132	.311	91-126	.722	15	93	108	3.3	78-1	118	94	2	63	380	11.5
2020-21	Nebr	26-26	743/28.6	91-235	.387	28-75	.373	65-100	.650	13	88	101	3.9	66-1	59	61	4	35	275	10.6
TOTAL FOR Nebr		26-26	743/28.6	91-235	.387	28-75	.373	65-100	.650	13	88	101	3.9	66-1	59	61	4	35	275	10.6
TOTAL		92-90	2772/30.1	328-844	.389	101-305	.331	282-391	.721	48	266	314	3.4	237-5	232	235	9	162	1039	11.3

Single Game Highs

Statistic	Value	
Points	33	vs Louisville 01/09/19
Rebounds	9	vs Georgia Tech 12/09/20
Assists	9	vs Georgia Tech 02/08/20
Steals	7	at West Virginia 12/08/18
Blocks	2	vs Binghamton 12/20/19
FG Made	12	vs Louisville 01/09/19
FG Attempts	22	vs Louisville 01/14/20
3FG Made	4	vs Louisville 01/09/19, vs Northern Ill. 12/16/19, at North Carolina 01/08/20
3FG Attempts	10	vs Miami (FL) 02/02/20
FT Made	18	vs Florida St. 01/14/19
FT Attempts	19	vs Florida St. 01/14/19

MCGRAW, Chris

SEASON	TEAM	GP-GS	MIN/AVG	Field Goals		3-Point		F-Throws		Rebounds				Other Stats					Scoring	
				FG-FGA	FG%	3FG-FGA	3FG%	FT-FTA	FT%	OFF	DEF	TOT	AVG	PF-FO	AST	TO	BLK	STL	PTS	AVG
2018-19	Ohio	4-0	6/1.5	0-1	.000	0-0	.000	0-0	.000	0	0	0	0.0	0-0	0	2	0	0	0	0.0
TOTAL FOR Nebr		0-0	0/0.0	0-0	.000	0-0	.000	0-0	.000	0	0	0	0.0	0-0	0	0	0	0	0	0.0
TOTAL		4-0	6/1.5	0-1	.000	0-0	.000	0-0	.000	0	0	0	0.0	0-0	0	2	0	0	0	0.0

Single Game Highs

Statistic	Value	
FG Attempts	1	vs Wilberforce 11/07/18



**2020-21 Nebraska Men's Basketball
Individual Career Summaries
All games**

OUEDRAOGO, Yvan

SEASON	TEAM	GP-GS	MIN/AVG	Field Goals		3-Point		F-Throws		Rebounds				Other Stats					Scoring	
				FG-FGA	FG%	3FG-FGA	3FG%	FT-FTA	FT%	OFF	DEF	TOT	AVG	PF-FO	AST	TO	BLK	STL	PTS	AVG
2019-20	Nebr	32-30	685/21.4	70-168	.417	0-0	.000	41-86	.477	90	113	203	6.3	52-0	15	48	9	13	181	5.7
2020-21	Nebr	22-4	327/14.8	28-66	.424	0-0	.000	18-46	.391	40	42	82	3.7	32-0	9	12	11	10	74	3.4
TOTAL		54-34	1011/18.7	98-234	.419	0-0	.000	59-132	.447	130	155	285	5.3	84-0	24	60	20	23	255	4.7

Single Game Highs

Statistic	Value	
Points	13	vs Doane 12/17/20
Rebounds	19	vs Northwestern 03/01/20
Assists	3	vs Iowa 01/07/20
Steals	2	5 times
Blocks	2	5 times
FG Made	5	vs Northwestern 03/01/20, at Illinois 02/24/20
FG Attempts	12	vs McNeese 11/25/20
FT Made	7	vs Doane 12/17/20
FT Attempts	10	vs Doane 12/17/20

PIATKOWSKI, Jace

SEASON	TEAM	GP-GS	MIN/AVG	Field Goals		3-Point		F-Throws		Rebounds				Other Stats					Scoring	
				FG-FGA	FG%	3FG-FGA	3FG%	FT-FTA	FT%	OFF	DEF	TOT	AVG	PF-FO	AST	TO	BLK	STL	PTS	AVG
2020-21	Nebr	10-0	17/1.7	1-1	1.000	1-1	1.000	1-2	.500	1	1	2	0.2	0-0	0	1	0	0	4	0.4
TOTAL		10-0	17/1.7	1-1	1.000	1-1	1.000	1-2	.500	1	1	2	0.2	0-0	0	1	0	0	4	0.4

Single Game Highs

Statistic	Value	
Points	3	vs McNeese 11/25/20
Rebounds	1	vs North Dakota St. 11/28/20, at Illinois 02/25/21
FG Made	1	vs McNeese 11/25/20
FG Attempts	1	vs McNeese 11/25/20
3FG Made	1	vs McNeese 11/25/20
3FG Attempts	1	vs McNeese 11/25/20
FT Made	1	at Maryland 02/16/21
FT Attempts	2	at Maryland 02/16/21



**2020-21 Nebraska Men's Basketball
Individual Career Summaries
All games**

PORTER, Bret

				Field Goals		3-Point		F-Throws		Rebounds									Scoring	
SEASON	TEAM	GP-GS	MIN/AVG	FG-FGA	FG%	3FG-FGA	3FG%	FT-FTA	FT%	OFF	DEF	TOT	AVG	PF-FO	AST	TO	BLK	STL	PTS	AVG
2020-21	Nebr	7-0	10/1.4	0-0	.000	0-0	.000	0-0	.000	0	1	1	0.1	1-0	1	1	1	0	0	0.0
TOTAL		7-0	10/1.4	0-0	.000	0-0	.000	0-0	.000	0	1	1	0.1	1-0	1	1	1	0	0	0.0

Single Game Highs

Statistic	Value
Rebounds	1 vs McNeese 11/25/20
Assists	1 at Iowa 03/04/21
Blocks	1 vs North Dakota St. 11/28/20

STEVENSON, Shamiel

				Field Goals		3-Point		F-Throws		Rebounds									Scoring	
SEASON	TEAM	GP-GS	MIN/AVG	FG-FGA	FG%	3FG-FGA	3FG%	FT-FTA	FT%	OFF	DEF	TOT	AVG	PF-FO	AST	TO	BLK	STL	PTS	AVG
2017-18	Pitt	32-13	761/23.8	95-188	.505	15-40	.375	68-112	.607	27	114	141	4.4	50-2	33	72	8	16	273	8.5
2018-19	Pitt	4-0	32/8.0	7-12	.583	1-1	1.000	0-1	.000	0	7	7	1.8	3-0	1	3	1	3	15	3.8
2020-21	Nebr	26-0	374/14.4	45-103	.437	6-32	.188	47-65	.723	12	50	62	2.4	38-0	15	40	7	16	143	5.5
TOTAL FOR Nebr		26-0	374/14.4	45-103	.437	6-32	.188	47-65	.723	12	50	62	2.4	38-0	15	40	7	16	143	5.5
TOTAL		62-13	1167/18.8	147-303	.485	22-73	.301	115-178	.646	39	171	210	3.4	91-2	49	115	16	35	431	7.0

Single Game Highs

Statistic	Value
Points	19 vs Montana 11/13/17
Rebounds	9 at Navy 11/10/17, at Virginia Tech 01/06/18, vs Mount St. Mary's 12/05/17
Assists	4 vs Notre Dame 03/06/18
Steals	3 at Louisville 01/02/18
Blocks	2 at Minnesota 02/08/21
FG Made	8 vs Oklahoma St. 11/21/17
FG Attempts	10 vs Montana 11/13/17, vs McNeese 12/16/17, at Minnesota 02/08/21
3FG Made	1 22 times
3FG Attempts	5 at Illinois 02/25/21
FT Made	6 vs Mount St. Mary's 12/05/17, vs McNeese 11/25/20
FT Attempts	10 vs Mount St. Mary's 12/05/17, vs Wake Forest 02/21/18



**2020-21 Nebraska Men's Basketball
Individual Career Summaries
All games**

THORBJARNARSON, Thorir

SEASON	TEAM	GP-GS	MIN/AVG	Field Goals		3-Point		F-Throws		Rebounds				Other					Scoring	
				FG-FGA	FG%	3FG-FGA	3FG%	FT-FTA	FT%	OFF	DEF	TOT	AVG	PF-FO	AST	TO	BLK	STL	PTS	AVG
2017-18	Nebr	9-0	19/2.1	3-7	.429	2-5	.400	0-0	.000	1	3	4	0.4	4-0	3	1	0	1	8	0.9
2018-19	Nebr	25-7	306/12.3	19-56	.339	4-23	.174	8-12	.667	10	43	53	2.1	25-0	29	13	5	14	50	2.0
2019-20	Nebr	32-24	937/29.3	100-221	.452	48-129	.372	32-41	.780	18	134	152	4.8	66-1	42	47	4	36	280	8.8
2020-21	Nebr	26-11	561/21.6	34-102	.333	16-60	.267	10-13	.769	16	64	80	3.1	37-0	44	21	3	23	94	3.6
TOTAL		92-42	1823/19.8	156-386	.404	70-217	.323	50-66	.758	45	244	289	3.1	132-1	118	82	12	74	432	4.7

Single Game Highs

Statistic	Value	
Points	17	at Indiana 12/13/19, vs Iowa 01/07/20, at Rutgers 01/25/20
Rebounds	10	vs Wisconsin 01/29/19
Assists	6	at Northwestern 03/07/21
Steals	5	vs Maryland 03/14/19
Blocks	2	vs Iowa 03/10/19, vs Northwestern 03/01/20, vs Purdue 02/20/21
FG Made	7	at Indiana 12/13/19
FG Attempts	12	at Indiana 12/13/19
3FG Made	5	at Ohio St. 01/14/20, at Rutgers 01/25/20
3FG Attempts	8	at Maryland 02/11/20, at Ohio St. 01/14/20, at Rutgers 01/25/20
FT Made	5	at Minnesota 03/08/20, vs Purdue 12/15/19
FT Attempts	6	vs Purdue 12/15/19

WALKER, Derrick

SEASON	TEAM	GP-GS	MIN/AVG	Field Goals		3-Point		F-Throws		Rebounds				Other					Scoring	
				FG-FGA	FG%	3FG-FGA	3FG%	FT-FTA	FT%	OFF	DEF	TOT	AVG	PF-FO	AST	TO	BLK	STL	PTS	AVG
2017-18	UT	34-0	299/8.8	28-47	.596	0-0	.000	10-25	.400	29	46	75	2.2	43-0	9	21	7	3	66	1.9
2018-19	UT	30-0	159/5.3	10-19	.526	0-0	.000	5-19	.263	8	24	32	1.1	28-0	7	6	3	6	25	0.8
2020-21	Nebr	15-15	302/20.1	39-64	.609	0-1	.000	8-19	.421	18	50	68	4.5	44-1	19	24	12	12	86	5.7
TOTAL FOR Nebr		15-15	302/20.1	39-64	.609	0-1	.000	8-19	.421	18	50	68	4.5	44-1	19	24	12	12	86	5.7
TOTAL		79-15	760/9.6	77-130	.592	0-1	.000	23-63	.365	55	120	175	2.2	115-1	35	51	22	21	177	2.2

Single Game Highs

Statistic	Value	
Points	14	vs Rutgers 03/01/21
Rebounds	9	vs Minnesota 02/27/21
Assists	3	vs Illinois 02/12/21
Steals	2	5 times
Blocks	3	vs Minnesota 02/27/21
FG Made	7	vs Rutgers 03/01/21
FG Attempts	11	vs Rutgers 03/01/21
3FG Attempts	1	at Maryland 02/16/21
FT Made	3	vs Vanderbilt 01/23/18
FT Attempts	5	at South Carolina 01/29/19



**2020-21 Nebraska Men's Basketball
Individual Career Summaries
All games**

WEBSTER, Kobe

SEASON	TEAM	GP-GS	MIN/AVG	Field Goals		3-Point		F-Throws		Rebounds				Scoring						
				FG-FGA	FG%	3FG-FGA	3FG%	FT-FTA	FT%	OFF	DEF	TOT	AVG	PF-FO	AST	TO	BLK	STL	PTS	AVG
2017-18	WIU	28-28	935/33.4	165-383	.431	59-161	.366	57-73	.781	10	106	116	4.1	44-0	97	63	3	20	446	15.9
2018-19	WIU	31-31	1054/34.0	195-455	.429	76-184	.413	60-85	.706	14	123	137	4.4	60-0	97	50	1	34	526	17.0
2019-20	WIU	26-26	874/33.6	173-415	.417	49-147	.333	50-64	.781	12	71	83	3.2	37-0	93	54	3	23	445	17.1
2020-21	Nebr	26-4	589/22.7	74-190	.389	44-112	.393	15-24	.625	4	41	45	1.7	22-0	34	23	1	14	207	8.0
TOTAL FOR Nebr		26-4	589/22.7	74-190	.389	44-112	.393	15-24	.625	4	41	45	1.7	22-0	34	23	1	14	207	8.0
TOTAL		111-89	3452/31.1	607-1443	.421	228-604	.377	182-246	.740	40	341	381	3.4	163-0	321	190	8	91	1624	14.6

Single Game Highs

Statistic	Value	
Points	40	vs Omaha 02/22/20
Rebounds	10	at Creighton 11/06/18, vs North Dakota St. 02/22/18
Assists	8	vs Saint Mary's (MN) 11/11/17, vs IUPUI 11/28/17
Steals	4	vs Saint Mary's (MN) 11/11/17
Blocks	1	8 times
FG Made	15	vs Omaha 02/22/20
FG Attempts	24	vs Omaha 02/22/20
3FG Made	7	at Northwestern 03/07/21
3FG Attempts	12	at Creighton 11/06/18, at Northwestern 03/07/21
FT Made	8	vs Denver 01/11/20
FT Attempts	10	vs Denver 01/11/20

WOOD, Elijah

SEASON	TEAM	GP-GS	MIN/AVG	Field Goals		3-Point		F-Throws		Rebounds				Scoring						
				FG-FGA	FG%	3FG-FGA	3FG%	FT-FTA	FT%	OFF	DEF	TOT	AVG	PF-FO	AST	TO	BLK	STL	PTS	AVG
2020-21	Nebr	13-0	41/3.2	4-14	.286	2-10	.200	0-0	.000	0	5	5	0.4	0-0	3	4	0	4	10	0.8
TOTAL		13-0	41/3.2	4-14	.286	2-10	.200	0-0	.000	0	5	5	0.4	0-0	3	4	0	4	10	0.8

Single Game Highs

Statistic	Value	
Points	8	vs Doane 12/17/20
Rebounds	3	vs Doane 12/17/20
Assists	2	vs McNeese 11/25/20
Steals	1	4 times
FG Made	3	vs Doane 12/17/20
FG Attempts	5	vs Doane 12/17/20
3FG Made	2	vs Doane 12/17/20
3FG Attempts	4	vs Doane 12/17/20



2020-21 Nebraska Men's Basketball Combined Team Statistics In Conference games

Game Records

Record	Overall	Home	Away	Neutral
ALL GAMES	3-16	2-7	1-9	0-0
CONFERENCE	3-16	2-7	1-9	0-0
NON-CONFERENCE	0-0	0-0	0-0	0-0

Score by Periods

Team	1st	2nd	OT	TOT
Nebraska	590	656	6	1252
Opponents	692	742	11	1445

Team Box Score

No.	Player				Total			3-Point		F-Throw		Rebounds										
		GP-GS	MIN	AVG	FG-FGA	FG%	3FG-FGA	3FG%	FT-FTA	FT%	OFF	DEF	TOT	AVG	PF	DQ	A	TO	BLK	STL	PTS	AVG
0	ALLEN, Teddy	15-14	417:31	27.8	85-189	.450	31-75	.413	33-45	.733	10	54	64	4.3	34	2	28	39	0	9	234	15.6
2	MCGOWENS, Trey	19-19	555:34	29.2	65-173	.376	20-52	.385	50-74	.676	9	64	73	3.8	46	0	49	45	3	27	200	10.5
11	MAYEN, Lat	19-19	495:13	26.1	62-148	.419	36-98	.367	15-17	.882	9	70	79	4.2	47	2	7	27	12	10	175	9.2
45	BANTON, Dalano	19-15	508:54	26.8	56-145	.386	13-53	.245	30-50	.600	16	85	101	5.3	41	1	63	49	15	13	155	8.2
10	WEBSTER, Kobe	19-4	435:20	22.9	46-134	.343	30-78	.385	7-12	.583	3	26	29	1.5	12	0	24	16	0	8	129	6.8
13	WALKER, Derrick	15-15	301:49	20.1	39-64	.609	0-1	.000	8-19	.421	18	50	68	4.5	44	1	19	24	12	12	86	5.7
4	STEVENSON, Shamiel	19-0	243:41	12.8	30-73	.411	5-22	.227	30-43	.698	6	35	41	2.2	20	0	8	29	6	10	95	5.0
34	THORBJARNARSON, Thorir	19-4	383:17	20.2	23-66	.348	11-39	.282	8-11	.727	10	43	53	2.8	28	0	32	13	3	16	65	3.4
24	OUEDRAOGO, Yvan	15-4	203:55	13.6	18-38	.474	0-0	.000	4-23	.174	21	21	42	2.8	17	0	5	8	6	7	40	2.7
35	ANDRE, Eduardo	18-0	153:37	8.5	17-29	.586	0-0	.000	8-18	.444	11	28	39	2.2	37	1	8	9	3	5	42	2.3
14	LAKES, Trevor	12-1	97:16	8.1	9-31	.290	7-28	.250	3-3	1.000	1	7	8	0.7	4	0	3	2	1	1	28	2.3
3	WOOD, Elijah	9-0	15:47	1.8	1-5	.200	0-2	.000	0-0	.000	0	0	0	0.0	0	0	0	2	0	3	2	0.2
21	PIATKOWSKI, Jace	7-0	09:59	1.4	0-0	.000	0-0	.000	1-2	.500	0	1	1	0.1	0	0	0	1	0	0	1	0.1
44	PORTER, Bret	4-0	03:06	0.8	0-0	.000	0-0	.000	0-0	.000	0	0	0	0.0	0	0	1	0	0	0	0	0.0
Team											31	21	52				9					
Total		19	3825		451-1095	.412	153-448	.342	197-317	.621	145	505	650	34.2	330	7	247	273	61	121	1252	65.9
Opponents		19	3825		517-1185	.436	172-550	.313	239-324	.738	196	557	753	39.6	301	3	277	229	74	128	1445	76.1

Team Statistics

	NEBR	OPP
Scoring	1252	1445
Points per game	65.9	76.1
Scoring margin	-10.2	-
Field goals-att	451-1095	517-1185
Field goal pct	.412	.436
3 point fg-att	153-448	172-550
3-point FG pct	.342	.313
3-pt FG made per game	8.1	9.1
Free throws-att	197-317	239-324
Free throw pct	.621	.738
F-Throws made per game	10.4	12.6
Rebounds	650	753
Rebounds per game	34.2	39.6
Rebounding margin	-5.4	-
Assists	247	277
Assists per game	13.0	14.6
Turnovers	273	229
Turnovers per game	14.4	12.1
Turnover margin	-2.3	-
Assist/turnover ratio	0.9	1.2
Steals	121	128
Steals per game	6.4	6.7
Blocks	61	74
Blocks per game	3.2	3.9
Winning streak	0	-
Home win streak	2	-
Attendance	0	1015
Home games-Avg/Game	9-0	10-102
Neutral site-Avg/Game	-	0-0

Team Results

Date	Opponent		Score	Att.
12/22/2020	at Wisconsin	L	53-67	0
12/25/2020	Michigan	L	69-80	0
12/30/2020	at Ohio St.	L	54-90	0
01/02/2021	Michigan St.	L	77-84	0
01/10/2021	Indiana	L	76-84	0
02/06/2021	at Michigan St.	L	56-66	0
02/08/2021	at Minnesota	L	61-79	29
02/10/2021	Wisconsin	L	48-61	0
02/12/2021	Illinois	Lot	72-77	0
02/14/2021	at Penn St.	W	62-61	245
02/16/2021	at Maryland	L	50-64	0
02/17/2021	at Maryland	L	71-79	0
02/20/2021	Purdue	L	58-75	0
02/23/2021	Penn St.	L	83-86	0
02/25/2021	at Illinois	L	70-86	192
02/27/2021	Minnesota	W	78-74	0
03/01/2021	Rutgers	W	72-51	0
03/04/2021	at Iowa	L	64-102	549
03/07/2021	at Northwestern	L	78-79	0



2020-21 Nebraska Men's Basketball Combined Team Statistics All games

Game Records

Record	Overall	Home	Away	Neutral
ALL GAMES	7-19	6-9	1-10	0-0
CONFERENCE	3-16	2-7	1-9	0-0
NON-CONFERENCE	4-3	4-2	0-1	0-0

Score by Periods

Team	1st	2nd	OT	TOT
Nebraska	875	942	6	1823
Opponents	922	999	11	1932

Team Box Score

No.	Player	GP-GS			Total		3-Point		F-Throw		Rebounds				PF DQ A TO BLK STL PTS AVG								
		GP	GS	MIN	AVG	FG-FGA	FG%	3FG-FGA	3FG%	FT-FTA	FT%	OFF	DEF	TOT	AVG	PF	DQ	A	TO	BLK	STL	PTS	AVG
0	ALLEN, Teddy	22	21	599:01	27.2	131-292	.449	44-117	.376	56-81	.691	27	77	104	4.7	48	2	38	54	1	28	362	16.5
2	MCGOWENS, Trey	26	26	743:21	28.6	91-235	.387	28-75	.373	65-100	.650	13	88	101	3.9	66	1	59	61	4	35	275	10.6
45	BANTON, Dalano	26	22	709:27	27.3	87-211	.412	20-78	.256	57-87	.655	27	128	155	6.0	52	1	103	65	24	25	251	9.7
11	MAYEN, Lat	26	26	661:40	25.4	79-197	.401	47-132	.356	21-27	.778	21	99	120	4.6	66	2	16	39	14	12	226	8.7
10	WEBSTER, Kobe	26	4	589:21	22.7	74-190	.389	44-112	.393	15-24	.625	4	41	45	1.7	22	0	34	23	1	14	207	8.0
13	WALKER, Derrick	15	15	301:49	20.1	39-64	.609	0-1	.000	8-19	.421	18	50	68	4.5	44	1	19	24	12	12	86	5.7
4	STEVENSON, Shamiel	26	0	373:35	14.4	45-103	.437	6-32	.188	47-65	.723	12	50	62	2.4	38	0	15	40	7	16	143	5.5
34	THORBJARNARSON, Thorir	26	11	561:13	21.6	34-102	.333	16-60	.267	10-13	.769	16	64	80	3.1	37	0	44	21	3	23	94	3.6
24	OUEDRAOGO, Yvan	22	4	326:38	14.8	28-66	.424	0-0	.000	18-46	.391	40	42	82	3.7	32	0	9	12	11	10	74	3.4
14	LAKES, Trevor	13	1	123:17	9.5	13-36	.361	11-33	.333	3-4	.750	2	12	14	1.1	4	0	5	2	1	1	40	3.1
35	ANDRE, Eduardo	19	0	167:27	8.8	21-33	.636	0-0	.000	9-20	.450	12	31	43	2.3	40	1	9	9	5	5	51	2.7
3	WOOD, Elijah	13	0	41:06	3.2	4-14	.286	2-10	.200	0-0	.000	0	5	5	0.4	0	0	3	4	0	4	10	0.8
21	PIATKOWSKI, Jace	10	0	17:26	1.7	1-1	1.000	1-1	1.000	1-2	.500	1	1	2	0.2	0	0	0	1	0	0	4	0.4
44	PORTER, Bret	7	0	09:38	1.4	0-0	.000	0-0	.000	0-0	.000	0	1	1	0.1	1	0	1	1	1	0	0	0.0
Team												40	28	68							10		
Total		26	5225			647-1544	.419	219-651	.336	310-488	.635	233	717	950	36.5	450	8	355	366	84	185	1823	70.1
Opponents		26	5225			690-1628	.424	233-744	.313	319-447	.714	278	753	1031	39.7	448	7	373	342	96	174	1932	74.3

Team Statistics

	NEBR	OPP
Scoring	1823	1932
Points per game	70.1	74.3
Scoring margin	-4.2	-
Field goals-att	647-1544	690-1628
Field goal pct	.419	.424
3 point fg-att	219-651	233-744
3-point FG pct	.336	.313
3-pt FG made per game	8.4	9.0
Free throws-att	310-488	319-447
Free throw pct	.635	.714
F-Throws made per game	11.9	12.3
Rebounds	950	1031
Rebounds per game	36.5	39.7
Rebounding margin	-3.1	-
Assists	355	373
Assists per game	13.7	14.3
Turnovers	366	342
Turnovers per game	14.1	13.2
Turnover margin	-0.9	-
Assist/turnover ratio	1.0	1.1
Steals	185	174
Steals per game	7.1	6.7
Blocks	84	96
Blocks per game	3.2	3.7
Winning streak	0	-
Home win streak	2	-
Attendance	25	1269
Home games-Avg/Game	15-2	11-115
Neutral site-Avg/Game	-	0-0

Team Results

Date	Opponent	Score	Att.
11/25/2020	McNeese	W 102-55	0
11/26/2020	Nevada	L 66-69	0
11/28/2020	North Dakota St.	W 79-57	0
12/01/2020	South Dakota	W 76-69	25
12/09/2020	Georgia Tech	L 64-75	0
12/11/2020	at Creighton	L 74-98	254
12/17/2020	Doane	W 110-64	0
12/22/2020	at Wisconsin	L 53-67	0
12/25/2020	Michigan	L 69-80	0
12/30/2020	at Ohio St.	L 54-90	0
01/02/2021	Michigan St.	L 77-84	0
01/10/2021	Indiana	L 76-84	0
02/06/2021	at Michigan St.	L 56-66	0
02/08/2021	at Minnesota	L 61-79	29
02/10/2021	Wisconsin	L 48-61	0
02/12/2021	Illinois	Lot 72-77	0
02/14/2021	at Penn St.	W 62-61	245
02/16/2021	at Maryland	L 50-64	0
02/17/2021	at Maryland	L 71-79	0
02/20/2021	Purdue	L 58-75	0
02/23/2021	Penn St.	L 83-86	0
02/25/2021	at Illinois	L 70-86	192
02/27/2021	Minnesota	W 78-74	0
03/01/2021	Rutgers	W 72-51	0
03/04/2021	at Iowa	L 64-102	549
03/07/2021	at Northwestern	L 78-79	0