

N NEBRASKA BASKETBALL

2020-21 GAME NOTES

The Nebraska men's basketball team closes the regular season Sunday afternoon, as the Huskers travel to Northwestern in the first matchup of the season between the two schools. Tipoff from Welsh-Ryan Arena is set for shortly after 12:30 p.m.

Sunday's game between the Huskers and Hawkeyes will be televised on BTN with Brandon Gaudin and Len Elmore on the call. The game can also be streamed via the web, smartphones, tablets and connected devices through the Fox Sports app.

Fans can follow all of the action across the state of Nebraska on the Learfield IMG College Husker Sports Network with Kent Pavelka and Jake Muhleisen on the call. The game will also be available on Huskers.com, the Huskers app and TuneIn radio. The pregame show begins one hour prior to tipoff.

Nebraska is locked into the 14th seed of the tournament and will play on Wednesday evening, most likely against either Penn State or Minnesota in the second game of the evening.

Nebraska (7-18, 3-15 Big Ten) looks to bounce back after falling at Iowa, 102-64, on Thursday. The Hawkeyes shot 51 percent and hit 16 3-pointers in taking control midway through the first half. Iowa was the first opponent since Jan. 2 to shoot over 50 percent from the floor and put four players in double figures. For the Huskers, Kobe Webster had a team-high 17 points, including 5-of-8 from 3-point range, while Lat Mayen posted his first career double-double with 14 points and a career-high 13 rebounds.

Mayen has played well over the past week, averaging 16.0 ppg on 58 percent shooting, including 54 percent from 3-point range, and 6.3 rebounds per game in Nebraska's last three games. The 6-foot-9 forward now shooting 37 percent from 3-point range, including 38 percent in Big Ten action.

Northwestern (8-14, 5-13 Big Ten) comes into Sunday's game looking to extend a two-game win streak following a 60-55 win over Maryland on Wednesday. The Wildcats scored the final six points in the final 2:52, as Ryan Young's basket with 1:30 left gave the hosts the lead for good. Boo Buie led three Wildcats in double figures with 15 points, while Chase Audige and Pete Nance added 14 and 12, respectively. The Wildcats shot just 36 percent from the field, but forced 15 Terp turnovers and outscored Maryland 15-0 off the bench.

GAME MATCHUP

NEBRASKA CORNHUSKERS

2020-21 Record: 7-18 (3-15 Big Ten)

Head Coach: Fred Hoiberg

Record at Nebraska: 14-43 (2nd year)

Career NCAA Record: 129-99 (7th year)

NORTHWESTERN WILDCATS

2020-21 Record: 8-14 (5-13 Big Ten)

Head Coach: Chris Collins

Record at Iowa: 116-133 (8th year)

Career Record: same

BROADCAST INFO

Television: BTN

Play-by-play: Brandon Gaudin

Analyst: Len Elmore

Online Broadcast: Fox Sports app & foxsports.com/live

Radio: Learfield IMG College Husker Sports Network, including 590 AM (Omaha), 1400 AM (Lincoln) and 880 AM (Lexington)

Play-by-play: Kent Pavelka

Analyst: Jake Muhleisen

Online Radio: Available on Huskers.com, Huskers App, TuneIn.com/Huskers and TuneIn App.

Sirius: N/A XM: 387 SiriusXM (internet): 977

PLAYER SPOTLIGHT

Kobe Webster is averaging 10.5 points per game on 42 percent shooting over the Huskers' last four games dating back to Feb. 25. Webster has reached double figures three times in that stretch, including a team-high 17 points at No. 5 Iowa on Thursday.



GAME 26: AT NORTHWESTERN

26

GAME DETAILS

Date: March 7, 2021
Time: 12:31 p.m.
City: Evanston, Ill.
Arena: Welsh-Ryan Arena

MEDIA INFO

TV: BTN
Online Video: Fox Sports App
Radio: Learfield IMG College
Internet Audio: Huskers.com
Huskers app/TuneIn

2020-21 SCHEDULE

Date	Opponent	TV/Internet	Result
Wed., Nov. 25	McNeese State	BTN	W, 102-55
Golden Window Classic			
Thurs., Nov. 26	Nevada	BTN	L, 66-69
Sat., Nov. 28	North Dakota State	BTN	W, 79-57
Tues., Dec. 1	South Dakota	BTN	W, 76-69
Sun., Dec. 6	Florida A&M	BTN	canceled
ACC/Big Ten Challenge			
Wed., Dec. 9	Georgia Tech	ESPN2	L, 64-75
Fri., Dec. 11	at No. 8 Creighton	BTN	L, 74-98
Thurs., Dec. 17	Doane	BTN+	W, 110-64
Tues., Dec. 22	at No. 9 Wisconsin *	FS1	L, 53-67
Fri., Dec. 25	No. 19 Michigan *	BTN	L, 69-80
Wed., Dec. 30	at No. 25 Ohio State *	BTN	L, 54-90
Sat., Jan. 2	No. 17 Michigan State *	BTN	L, 77-84
Tues., Jan. 5	at Purdue *	BTN	PPD
Sun., Jan. 10	Indiana *	BTN	L, 76-84
Sat., Feb. 6	at Michigan State * (1)	BTN	L, 56-66
Mon., Feb. 8	at Minnesota *	BTN	L, 61-79
Wed., Feb. 10	No. 21 Wisconsin *	BTN	L, 48-61
Fri., Feb. 12	No. 6 Illinois * (2)	BTN	L, 72-77 (OT)
Sun., Feb. 14	at Penn State *	BTN	W, 62-61
Tues., Feb. 16	at Maryland * (3)	BTN	L, 50-64
Wed., Feb. 17	at Maryland * (4)	BTN	L, 71-79
Sat., Feb. 20	Purdue *	BTN	L, 58-75
Tues., Feb. 23	Penn State * (5)	BTN	L, 83-86
Thurs., Feb. 25	at No. 5 Illinois * (6)	BTN	L, 70-86
Sat., Feb. 27	Minnesota * (7)	BTN	W, 78-74
Mon., March 1	Rutgers * (8)	BTN	W, 72-51
Thurs., March 4	at No. 5 Iowa * (9)	BTN	L, 64-102
Sun., March 7	at Northwestern *	BTN	12:30 p.m.

BIG TEN TOURNAMENT

Wed., March 10	at Big Ten Tournament	BTN	TBA
Thurs., March 11	at Big Ten Tournament	BTN	TBA
Fri., March 12	at Big Ten Tournament	BTN	TBA
Sat., March 13	at Big Ten Tournament	CBS	TBA
Sun., March 14	at Big Ten Tournament	CBS	TBA

Notes: *-Big Ten Conference Game; Home games are in red and bold; All times listed as central

Schedule updates

- (1) - moved from Feb. 3
(2) - rescheduled from Jan. 13
(3) - rescheduled from Jan. 16
(4) - moved from Lincoln to College Park
(5) - rescheduled from Jan. 30
(6) - moved from Feb. 23
(7) - rescheduled from Jan. 20
(8) - moved from Feb. 28
(9) - rescheduled from Jan. 24

2020-21 ROSTER AT A GLANCE

No	Name	Pos.	Ht.	Wt.	Yr.	Hometown	GP/GS	MPG	PPG	RPG	APG
2	Trey McGowens	G	6-4	191	Jr.	Pendleton, S.C.	25/25	28.4	10.4	3.8	2.2
3	Elijah Wood	G	6-5	174	Fr.	Potomac, Md.	13/0	3.1	0.8	0.4	0.2
4	Shamiel Stevenson	G	6-6	245	Jr.	Toronto, Ontario, Canada	25/0	14.8	5.6	2.4	0.6
10	Kobe Webster	G	6-0	172	Sr.	Indianapolis, Ind.	25/3	22.4	7.4	1.8	1.2
11	Lat Mayen	F	6-9	205	Jr.	Adelaide, Australia	25/25	25.3	8.8	4.6	0.6
13	Derrick Walker	F	6-8	232	Jr.	Kansas City, Mo.	14/14	19.4	5.6	4.4	1.2
14	Trevor Lakes	F	6-7	215	Sr.	Lebanon, Ind.	12/1	9.3	2.9	1.2	0.3
21	Jace Piatkowski	G	6-3	184	RFr.	Omaha, Neb.	10/0	1.8	0.4	0.2	0.0
24	Yvan Ouedraogo	F	6-9	245	So.	Bordeaux, France	22/4	14.8	3.4	3.7	0.4
30	Chris McGraw	G	6-0	170	So.	Columbus, Ohio	Walk-on who has not played in 2020-21				
33	Akol Arop	F	6-5	203	So.	Omaha, Neb.	Will miss 2020-21 season (knee)				
34	Thorir Thorbjarnarson	G	6-6	202	Sr.	Reykjavik, Iceland	25/10	21.2	3.4	2.9	1.5
35	Eduardo Andre	F	6-10	228	Fr.	London, England	18/0	8.8	2.5	2.2	0.5
44	Bret Porter	F	6-5	228	RFr.	Omaha, Neb.	7/0	1.4	0.0	0.1	0.1
45	Dalano Banton	G	6-9	204	So.	Toronto, Ontario, Canada	25/22	27.7	9.9	6.2	4.0

2020-21 NEBRASKA BASKETBALL ROSTER

No.	VL	Name	Pronunciation	Pos.	Ht.	Wt.	Yr.	Hometown	Previous School
2		Trey McGowens		G	6-4	191	Jr.	Pendleton, S.C.	Pittsburgh
3		Elijah Wood		G	6-5	174	Fr.	Potomac, Md.	Berkmar (Ga.) HS
4		Shamiel Stevenson	Sha-meal	G	6-6	245	Jr.	Toronto, Ontario, Canada	Nevada
10		Kobe Webster		G	6-0	172	Sr.	Indianapolis, Ind.	Western Illinois
11		Lat Mayen	Latt [rhymes w/ Matt] MAY-en	F	6-9	205	Jr.	Adelaide, Australia	Chipola College
13		Derrick Walker		F	6-8	232	Jr.	Kansas City, Mo.	Tennessee
14		Trevor Lakes		F	6-7	215	Sr.	Lebanon, Ind.	Indianapolis
21	*	Jace Piatkowski	Pie-it-COW-ski	G	6-3	184	RFr.	Omaha, Neb.	Elkhorn South HS
24	*	Yvan Ouedraogo	I-van WOO-drah-oh-goh	F	6-9	245	So.	Bordeaux, France	INSEP
30		Chris McGraw		G	6-0	170	So.	Columbus, Ohio	Otterbein
33	*	Akol Arop	A-call uh-rope	F	6-5	203	So.	Omaha, Neb.	Creighton Prep HS
34	***	Thorir Thorbjarnarson	Thor-EAR thorb-YAR-nar-son	G	6-6	202	Sr.	Reykjavik, Iceland	Menntaskólinn í Reykjavik
35		Eduardo Andre		F	6-10	228	Fr.	London, England	AZ Compass Prep
44	*	Bret Porter		F	6-5	228	RFr.	Omaha, Neb.	Millard North HS
45		Dalano Banton	duh-LAH-no BAN-ten	G	6-9	204	So.	Toronto, Ontario, Canada	Western Kentucky

2020-21 COACHING STAFF

Name	Pronunciation	Title	Year at Nebraska	Alma Mater (Year)
Fred Hoiberg		Head Coach	Second	Iowa State (1995)
Matt Abdelmassih	Abdel-massey	Assistant Coach	Second	St. John's (2007)
Doc Sadler		Assistant Coach	Second as Asst./Eighth	Arkansas (1982)
Armon Gates		Assistant Coach	Third	Kent State (2006)
Bobby Lutz	Lootz	Special Assistant to the Head Coach	Second	UNC Charlotte (1980)
Tim Wilson		Basketball Strength Coach	10th	Nebraska (1981)
Matt Holt		Video Coordinator	Fourth	New Haven (2013)
Luca Virgilio	Vir-Jill-e-o	Director of Basketball Operations	Second	Universita degli Studi di Roma Tre (2012)
Bertram "Buzzy" Caruthers		Director of Player Development	Second	Hampton (2006)
Athan Katsantonis		Graduate Manager	First	Syracuse (2020)
John Harris Jr.		Graduate Manager	Second	Benedictine (2017)

TEAM STATS

Nebraska Cornhuskers

2020-21 Team Statistics (Record: 7-18, 3-15 B1G)

Category	Nebraska	OPP
SCORING	1745	1853
Points per game	69.8	74.1
Scoring margin	-4.3	-
FIELD GOALS-ATT	621-1488	658-1568
Field goal pct	.417	.420
3 POINT FG-ATT	205-618	222-719
3-point FG pct	.332	.309
3-pt FG made per game	8.2	8.9
FREE THROWS-ATT	298-472	315-438
Free throw pct	.631	.719
F-Throws made per game	11.9	12.6
REBOUNDS	920	1002
Rebounds per game	36.8	40.1
Rebounding margin	-3.3	-
ASSISTS	334	352
Assists per game	13.4	14.1
TURNOVERS	351	330
Turnovers per game	14.0	13.2
Turnover margin	-0.8	-
Assist/turnover ratio	1.0	1.1
STEALS	179	166
Steals per game	7.2	6.6
BLOCKS	83	93
Blocks per game	3.3	3.7

Northwestern Wildcats

2020-21 Team Statistics (Record: 8-14, 5-13 B1G)

Category	NW	OPP
Scoring	1561	1552
Points per game	71.0	70.5
Scoring margin	+0.4	-
Field goals-att	557-1284	542-1264
Field goal pct	.434	.429
3 point fg-att	184-523	174-531
3-point FG pct	.352	.328
3-pt FG made per game	8.4	7.9
Free throws-att	263-358	294-406
Free throw pct	.735	.724
F-Throws made per game	12.0	13.4
Rebounds	740	790
Rebounds per game	33.6	35.9
Rebounding margin	-2.3	-
Assists	322	326
Assists per game	14.6	14.8
Turnovers	258	276
Turnovers per game	11.7	12.5
Turnover margin	+0.8	-
Assist/turnover ratio	1.2	1.2
Steals	131	130
Steals per game	6.0	5.9
Blocks	58	72
Blocks per game	2.6	3.3

NUMBERS TO KNOW

.372 - Over the last five games, NU is shooting 37.2 percent from 3-point range, averaging 9.2 3-pointers per game in that span.

3 - According to KenPom, the Huskers' strength of schedule ranks fourth nationally as of March 5. According to the site, the Big Ten has 14 of the 16 toughest schedules in the country.

3 - Lat Mayen's double-double was the third by a Husker this season and the first since Dec. 17.


4 - Lat Mayen's 25-point night against Rutgers marked the 11th 20-point game for the Huskers in 2020-21. He joins Trey McGowens, Kobe Webster and Teddy Allen as Huskers to accomplish the feat this season.

6 - Nebraska has six games with at least 10 steals this season following an 11-steal effort against Rutgers. NU had just two in 2019-20. The Huskers are third in the Big Ten with 7.2 steals per game.

10 - The Huskers have had 10 players reach double figures at least once this year as Thorir Thorbjarnarson became the latest to do it on Feb. 27.

30 - Nebraska is 30th nationally in tempo according to KenPom as of March 4. The Huskers and Illinois (74th) are the only two Big Ten teams in the top-100 nationally in adjusted tempo.

PROBABLE STARTERS (BASED ON LAST GAME)



#10 Kobe Webster | G | Sr. | 6-0 | 182 | Indianapolis, Ind.

2020-21 Averages: PPG: 7.4 | APG: 1.2 | RPG: 1.8

Worth Noting: Grad transfer who has started last three games...Led NU with 17 points, including 5-of-8 from 3-point range, at No. 5 Iowa...Finished with 10 points, four assists and two steals vs. Minnesota... Has nine double-figure efforts in 2020-21...Had a season-high 20 points against Georgia Tech, including 6-of-7 from 3-point range...Had 13 points off the bench at Penn State...Started 85 games in three seasons at Western Illinois, earning All-Summit League honors in 2019 & 2020...Averaged 17.1 ppg and 3.6 apg in 2019-20, highlighted by a school-record 40-point night against Omaha...Attended Park Tudor School in Indianapolis, helping the school to a pair of state titles in 2014 and 2015.

Career Bests (includes WIU): Pts: 40 | Reb: 10 (2x) | Ast: 8 (2x) | Stl: 4 | Bl: 1 (8x)




#24 Trey McGowens | G | Jr. | 6-4 | 191 | Pendleton, S.C.

2020-21 Averages: PPG: 10.4 | RPG: 3.8 | APG: 2.2 | SPG: 1.4

Worth Noting: First season at NU after starting for two seasons at Pitt...Fifth in B1G in steals...15 double-figure games in 2020-21...Held to three points at No. 5 Iowa...Had 12 points and five assists vs. Rutgers... Led NU with 16 points at No. 5 Illinois...Had 15 points and five rebounds vs. No. 6 Illinois...Tallied 10 points, six rebounds and six assists vs. Indiana...Had a season-high 20 points and five boards vs. No. 17 Michigan State...Totaled 15 points at No. 8 Creighton...Started 32 games at Pitt in 2019-20 and ranked in the top 10 in the ACC in steals (4th) and assists (10th)...Posted 20 double-figure scoring games in 2019-20, including three 20-point efforts...Two-time ACC Freshman of the Week posted a pair of 30-point games in 2018-19.

Career Bests (includes Pittsburgh): Pts: 33 | Reb: 9 | Ast: 9 | Stl: 7



#34 Thorir Thorbjarnarson | G | Sr. | 6-6 | 202 | Reykjavik, Iceland

2019-20 Averages: PPG: 3.4 | RPG: 2.9 | APG: 1.5

Worth Noting: Has played 20+ minutes in last six games, averaging 5.2 ppg, 4.0 rpg, 3.0 apg and 1.5 spg...Dished out five assists and had five boards at No. 5 Iowa...Had season bests in rebounds (seven), assists (five) and steals (four) vs. Rutgers...Scored a season-high 10 points against Minnesota...Had nine points, four rebounds, four assists and two blocks against Purdue...Averaged 8.8 points, 4.8 rebounds and 1.1 steals per game in 2019-20...Reached double figures 13 times in 2019-20, highlighted by a trio of 17-point performances...Grabbed a career-high 10 rebounds against No. 24 Wisconsin in 2018-19... NU's first scholarship player from Iceland and has been on the Iceland Senior National team since 2017.

Collegiate Career Bests: Pts: 17 (3x) | Reb: 10 | Ast: 5 (4x) | Stl: 5




#11 Lat Mayen (MAY-en) | F | Jr. | 6-9 | 205 | Adelaide, Australia

2020-21 Averages: PPG: 8.8 | RPG: 4.6

Worth Noting: High motor forward who can stretch defenses with his shooting...10 double-figure efforts in 2020-21...Posted first career double-double at No. 5 Iowa with 14 points and 13 boards... Had a career-high 25 points on 9-of-11 shooting (including 5-of-7 from 3) against Rutgers...Had 13 points and six rebounds at Maryland on Feb. 17...Scored 16 points vs. No. 6 Illinois...Had 14 points and seven boards vs. No. 21 Wisconsin...Rated the No. 18 JUCO Player nationally by JUCORecruiting.com... Averaged 11.8 points and 8.4 boards per game at Chipola...Began career at TCU, where he played in 17 games in 2018-19 before a knee injury...Rated the No. 2 ranked player in Australia by AUSA Hoops.

Career Bests (includes TCU): Pts: 25 | Reb: 13 | Ast: 4 | Stl: 2



#13 Derrick Walker | F | Jr. | 6-8 | 232 | Kansas City, Mo.

2020-21 Averages: PPG: 5.6 | RPG: 4.4

Worth Noting: Started last 14 games and is shooting 59 percent from field...Played just 12 minutes because of foul trouble at No. 5 Iowa...Had a career-high 14 points vs. Rutgers...Tallied 12 points along with nine boards and three blocks vs. Minnesota...Had nine points on 4-of-4 shooting and five boards vs. Penn State...Made his Husker debut against Indiana, finishing with 10 points...Missed NU's first 11 games with NCAA suspension... Played in 30 games at Tennessee in 2018-19 as the Volunteers reached the NCAA Sweet 16...Helped the Volunteers to an SEC title in 2017-18...Four-star prospect by ESPN who played at Sunrise (Kan.) Christian Academy...Played on MOKAN Elite AAU program with NBA first-round picks Trae Young and Michael Porter Jr.

Career Bests (includes Tennessee): Pts: 14 | Reb: 9 | Ast: 3 | Bl: 3

NATIONAL POLLS

AP TOP 25 (MARCH 1)

No	Team (1st)	Record	Points	Prev.
1	Gonzaga (59)	24-0	1,571	1
2	Michigan (4)	18-1	1,512	3
3	Baylor	18-1	1,450	2
4	Illinois	18-6	1,350	5
5	Iowa	18-7	1,266	9
6	West Virginia	17-6	1,210	10
7	Ohio State	18-7	1,163	4
8	Alabama	19-6	1,130	6
9	Houston	20-3	1,109	12
10	Villanova	15-4	942	8
11	Florida State	14-4	897	11
12	Arkansas	19-5	847	20
13	Kansas	18-8	785	17
14	Creighton	17-6	669	13
15	Texas	14-7	650	14
16	Oklahoma	14-7	584	7
17	Oklahoma State	16-6	553	17
18	Texas Tech	15-8	494	18
19	San Diego State	19-4	406	22
20	Loyola Chicago	21-4	367	21
21	Virginia	15-6	362	15
22	Virginia Tech	15-5	335	16
23	Purdue	16-8	192	NR
24	Colorado	19-7	150	NR
25	Wisconsin	16-9	106	23

Others receiving votes: BYU 101, USC 88, Clemson 47, Florida 24, Tennessee 19, St. Bonaventure 16, Oregon 15, Missouri 13, Wichita State 11, Maryland 9, Toledo 8, Connecticut 5, Belmont 5, Winthrop 4, North Carolina 4, UCLA 2, Louisville 2, UC Santa Barbara 1, Drake 1

USA TODAY COACHES POLL (MARCH 1)

No	Team (1st)	Record	Points	Trend
1	Gonzaga(31)	24-0	799	-
2	Michigan(1)	18-1	764	+1
3	Baylor	18-1	733	-1
4	Illinois	18-6	670	-
5	Alabama	19-6	576	+2
	West Virginia	17-6	576	+8
7	Houston	20-3	556	+3
8	Iowa	18-7	554	+4
9	Villanova	15-4	541	-3
10	Ohio State	18-7	517	-5
11	Florida State	14-4	485	-2
12	Creighton	17-6	385	-1
13	Arkansas	19-5	376	+7
14	Kansas	18-8	359	+5
15	Oklahoma	14-7	323	-7
16	Texas	14-7	252	-
17	Oklahoma State	16-6	248	+4
18	Texas Tech	15-8	240	-1
19	Virginia Tech	15-5	224	-4
20	Virginia	15-6	217	-6
21	San Diego State	19-4	183	+4
22	Loyola Chicago	21-4	179	-
23	Purdue	16-8	130	+3
24	USC	19-6	119	-6
25	Oregon	16-5	97	-2

Others receiving votes: Wisconsin 43, Colorado 43, BYU 25, UCLA 25, Wichita State 21, Maryland 21, Drake 19, Clemson 18, Florida 14, UConn 14, Missouri 12, Belmont 11, Tennessee 9, Winthrop 6, North Carolina 6, Rutgers 3, Xavier 2, Louisville 2, Toledo 1, St. Bonaventure 1, Michigan State 1

2020-21 BIG TEN STANDINGS (AS OF 3/7)

Team	B1G	Pct.	Overall	Pct.
Michigan	15-2	0.882	20-2	0.909
Illinois	15-4	0.789	19-6	0.760
Iowa	13-6	0.684	19-7	0.731
Purdue	12-6	0.667	17-8	0.680
Ohio State	12-7	0.632	18-7	0.720
Wisconsin	10-9	0.526	16-10	0.615
Maryland	9-10	0.474	15-11	0.577
Rutgers	9-10	0.474	13-10	0.565
Michigan State	8-12	0.400	14-12	0.538
Indiana	7-11	0.389	12-13	0.480
Penn State	6-12	0.333	9-13	0.409
Minnesota	6-13	0.316	13-13	0.500
Northwestern	5-13	0.278	8-14	0.364
Nebraska	3-15	0.167	7-18	0.280

Regular Season

Date	Matchup or Result	Time
3/1	* Rutgers 51, Nebraska 72	
3/2	* Illinois 76, Michigan 53	
3/2	* Purdue 73, Wisconsin 69	
3/2	* Michigan State 64, Indiana 58	
3/3	* Minnesota 65, Penn State 84	
3/3	* Northwestern 60, Maryland 55	
3/4	* Michigan 69, Michigan State 50	
3/4	* Iowa 102, Nebraska 64	
3/6	Rutgers at Minnesota	11 a.m.
3/6	Indiana at Purdue	1 p.m.
3/6	Illinois at Ohio State	3 p.m.
3/7	Wisconsin at Iowa	11:30 a.m.
3/7	Nebraska at Northwestern	12:30 p.m.
3/7	Michigan at Michigan State	3:30 p.m.
3/7	Penn State at Maryland	6 p.m.

Big Ten Tournament

Wednesday, March 10 (First Round)
 Game 1 (Seed #12 vs. Seed #13) – 5:30 p.m. CT (BTN)
 Game 2 (Seed #11 vs. Seed #14) – 25 minutes following Game 1 (BTN)

Thursday, March 11 (Second Round)
 Game 3 (Seed #8 vs. Seed #9) – 10:30 a.m. CT (BTN)
 Game 4 (Seed #5 vs. Game 1 winner) – 25 minutes following Game 3 (BTN)
 Game 5 (Seed #7 vs. Seed #10) – 5:30 p.m. ET (BTN)
 Game 6 (Seed #6 vs. Game 2 winner) – 25 minutes following Game 5 (BTN)

Friday, March 12 (Quarterfinals)
 Game 7 (Seed #1 vs. Game 3 winner) – 10:30 a.m. CT (BTN)
 Game 8 (Seed #4 vs. Game 4 winner) – 25 minutes following Game 7 (BTN)
 Game 9 (Seed #2 vs. Game 5 winner) – 5:30 p.m. CT (BTN)
 Game 10 (Seed #3 vs. Game 6 winner) – 25 minutes following Game 9 (BTN)

Saturday, March 13 (Semifinals)
 Game 11 (Game 7 vs. Game 8 winner) – Noon CT (CBS)
 Game 12 (Game 9 vs. Game 10 winner) – 25 minutes following Game 11 (CBS)

Sunday, March 13 (Championship)
 Game 13 (Game 11 vs. Game 12 winner) – 2:30 p.m. CT (CBS)

SCOUTING NORTHWESTERN

Northwestern comes into Sunday's regular-season finale with an 8-14 record and is locked into the 12/13 game next Wednesday in the opening round of the Big Ten Tournament.

Chris Collins is in his eighth season at the school and got the Wildcats off to a 6-1 start, highlighted by wins over Michigan State, Indiana and Ohio State. Northwestern then struggled, dropping 13 straight games from Dec. 29-Feb. 21 before a 67-59 win at Minnesota broke the string.

The Wildcats, who returned four starters and 11 letterwinners from last season, feature four double-figure scorers and seven players that average at least five points per game. Sophomore transfer Chase Audige leads the Wildcats in scoring at 12.5 ppg and 1.5 steals per game, while junior Miller Kopp is at 11.3 ppg. Pete Nance paces Northwestern in rebounding (6.6) and blocked shots (17) while chipping in 11.2 ppg. The Wildcats have three players with at least 30 3-pointers, as Audige and Boo Buie are tied for the team lead with 38.

Series History: Nebraska and Northwestern meet for the 18th time on Sunday, as the Huskers hold an 9-8 lead in a series that dates back to 1933. Nebraska is 6-7 against Northwestern since joining the Big Ten in 2011-12. Northwestern won both meetings in 2019-20 by five points, including an overtime win in Lincoln.

Last Meeting: Haanif Cheatham had a team-high 20 points, while Yvan Ouedraogo grabbed a career-high 19 rebounds and had 11 points, but it was not enough as Northwestern defeated Nebraska, 81-76, in overtime at Pinnacle Bank Arena on March 1, 2020.

Nebraska overcame a six-point deficit with 4:54 remaining with Cheatham leading the Huskers on an 11-2 run, scoring eight points before Cam Mack's layup with 1:19 remaining put Nebraska up 67-65. On the Wildcats' next possession, Pat Spencer tied the game with a pair of free throws with 47 seconds remaining in regulation. The Wildcats seized control in the opening minutes of overtime, scoring the first seven points to take a 74-67 lead and force a Husker timeout. Nebraska rallied behind the play of Dachon Burke, who scored eight points in the extra period, including a 3-pointer with 44 seconds remaining. On Northwestern's next possession, Burke stole the ball and fed Ouedraogo, who was fouled with 23.5 seconds left. Ouedraogo missed both free throws and NU was forced to foul. Ryan Young sank a pair of free throws to push the margin to four, and the Huskers would get no closer.

Free throw shooting was a critical factor in the loss, as Nebraska went just 8-of-30 from the charity stripe, while Northwestern went 15-of-20 from the line in the victory. Cheatham's 20 points led four Huskers in double figures. Burke added 19, while Mack chipped in 13 to join Ouedraogo in double figures.

LAST TIME OUT

Lat Mayen continued his fine play with his first career double-double, but No. 5 Iowa took control early, posting a 102-64 victory on March 4. Iowa shot 51 percent from the field and hit 16 3-pointers in snapping Nebraska's two-game winning streak. Jordan Bohannon finished with 26 points, including eight 3-pointers, to pace four Iowa players in double figures. Patrick McCaffery added 19 off the bench while Luka Garza and Joe Wieskamp added 14 and 11 markers, respectively.

Mayen posted his first career double-double with 14 points, including 4-of-8 from 3-point range, while Kobe Webster led NU with 17 points, including five 3-pointers, and Dalano Banton added 14 off the bench for NU which has won just once in Iowa City since joining the Big Ten.

Nebraska was within 9-5 early after a Mayen basket before the Hawkeyes ran off eight straight points, including consecutive 3-pointers from Bohannon to push the lead to 17-5. Iowa eventually got the lead to 16, at 32-16, before running off seven straight points to get within 32-23. That would be as close as the Huskers would get as the Hawkeyes strung together 11 straight points, including five from Garza to force a Husker timeout and eventually stretched the lead to 22 at the break.

The Huskers got a Mayen 3-pointer to start the second to pull with 19, but Iowa seized momentum with seven straight points, and the Huskers never got within 20 the rest of the evening.

NEBRASKA-NORTHWESTERN AT A GLANCE

All-time Series: Nebraska leads 9-8

- In Lincoln: Nebraska leads 5-3
At Pinnacle Bank Arena: Tied, 3-3
- In Evanston: Northwestern leads, 5-3
At Welsh-Ryan Arena: Northwestern leads, 4-2
- Rosemont, Ill.: Nebraska leads, 1-0
- St. Charles, Mo.: Nebraska leads 1-0
- In Big Ten Conference games: Northwestern leads, 7-6
- In Big Ten Tournament games: 0-0

Husker-Wildcat Superlatives

- Most consecutive wins (year ended): Nebraska 4 (2013-15); Northwestern 4 (2015-17)
- Most points scored: Nebraska, 79, at Lincoln, Neb., Nov. 29, 1975; Northwestern, 84, at Evanston, Ill., Feb. 2, 2012
- Highest combined score: 158, Northwestern, 84, Nebraska, 74, at Evanston, Ill., Feb. 2, 2012
- Biggest winning margin: Nebraska, 16, at Lincoln, Neb., Feb. 3, 2015; Northwestern, 13, at Evanston, Ill., Dec. 21, 1933

Series History

Date	Site	Rankings	Result	Neb.	NW
12-21-33	A	-/-	L	22	35
11-29-75	H	-/-	W	79	68
12-20-76	A	-/-	W	71	68
11-27-99	N	-/-	W	61	52
2-2-12	A	-/-	L	74	84
1-26-13	H	-/-	W	64	49
2-8-14	A	-/-	W	53	49
3-1-14	H	-/-	W	54	47
2-3-15	H	-/-	W	76	60
12-30-15	H	-/-	L	72	81
3-6-16	A	-/-	L	54	65
1-18-17	H	-/-	L	66	74
1-26-17	A	-/-	L	61	73
1-2-18 #	A	-/-	W	70	55
2-16-19	H	-/-	W	59	50
1-22-20	A	-/-	L	57	62
3-1-20	H	-/-	L (OT)	76	81

#-Played in Rosemont, Ill.

WORTH NOTING

- Lat Mayen posted his first career double-double with 14 points and career-high 13 rebounds. The 13 rebounds were not only a career high, but tied for the most by a Husker this season (Yvan Ouedraogo vs. Doane on Dec. 17).
- Kobe Webster scored 17 points, his highest Big Ten total of the season and most since he had 20 against Georgia Tech on Dec. 9.
- Iowa became the first team to shoot 50 percent against NU since Michigan State on Jan. 2
- Thorir Thorbjarnarson tied his season and career high with five assists. He has had 10 assists in the Huskers' last two contests.
- Nebraska falls to 0-9 this season against ranked teams, including 0-5 against top-10 teams.

CAREER STATS VS. NORTHWESTERN

Player	GP-GS	Min-Avg	FG-FGA	Pct	3FG-FGA	Pct	FT-FTA	Pct	Off	Def	Tot	Avg	PF	A	TO	Blk	Stl	Pts	Avg
Ouedraogo	2-2	57-28.5	7-16	.438	0-0	.000	1-9	.111	13	14	27	13.5	4	0	1	1	2	15	7.5
Thorbjarnarson	3-2	80-26.7	4-13	.308	2-10	.200	2-2	1.000	0	17	17	5.7	7	4	8	2	5	12	4.0
Arop	1-0	3-3.0	0-0	.000	0-0	.000	0-0	.000	0	1	1	1.0	1	0	0	0	1	0	0.0

STORYLINES

• Head Coach Fred Hoiberg returns to Chicago after playing and coaching with the Chicago Bulls. Hoiberg played four seasons with the Chicago Bulls (1999-03) before returning to Chicago to coach the Bulls for three-plus seasons (2015-18), guiding the Bulls to the NBA Playoffs in 2017.

• Husker Assistant Coach Armon Gates spent five seasons (2013-18) on the Northwestern staff as an assistant coach, while Special Assistant to the Head Coach Bobby Lutz coached with the Windy City Bulls in the NBA G-League during the 2016-17 season.

• The Huskers will play in Wednesday's second game against either Penn State or Minnesota. The Huskers could know their opponent as early as Saturday, as a Minnesota loss to Rutgers would lock the Nittany Lions in as the No. 11 seed.

• Nebraska finishes a frantic month on Sunday, as the Huskers have played 14 games returning from its pause on Feb. 6. It has been referred to as an NBA schedule, but only eight NBA teams have played more games than Nebraska has since Feb. 6. Nebraska played 11 games in 22 days in February, marking the first time since the 1919-20 season that the program has played double-figure games in February.

• Nebraska will finish playing 19 of its 20 Big Ten games, as the Big will likely lead all power conferences in percentage of games played in research by Taylor Eldridge of the Wichita Eagle. If all seven games are played, the Big Ten will finish third among all conferences at 97.1 percent of conference games, trailing only the Missouri Valley (100%) and Ohio Valley (99.2%).

• The Husker coaching staff will be wearing blue pins on Sunday, as part of the Autism Speaks Coaches Powering Forward. The program which began in 2014 after NCAA Coaches Pat Skerry and Tom Herrion embarked on a mission to raise awareness of autism. Inspired by their sons, both diagnosed with autism, they asked coaches to wear the blue puzzle piece pin to help raise awareness of autism.

• Nebraska's strength of schedule jumped to third nationally by KenPom entering Friday morning. The 2020-21 season marks the second straight season NU has had a strength of schedule in the top 10 nationally in KenPom. NU's schedule was eighth in 2019-20. The Huskers are just one of only three teams nationally (also Minnesota and Iowa State) to have top-10 strength of schedules by KenPom in each of the last two years.

• Nebraska's two seniors have stepped up in recent weeks. Kobe Webster is averaging 8.7 points per game and shooting 41 percent from 3-point range over the last nine contests. He has reached double figures four times in that stretch, including 17 points at No. 5 Iowa on Thursday. Thorir Thorbjarnarson is averaging 5.2 points, 4.0 rebounds, 3.0 assists and 1.5 steals per game in NU's last six contests dating back to Feb. 20. He has dished out five assists in each of the past two games and has set highs at least once in points, rebounds, assists and steals in the last three games.

• Nebraska has gotten improved production from its posts in recent games. Derrick Walker is averaging 8.4 ppg on 65 percent shooting and 5.4 rebounds per game over the past five contests, while freshman Eduardo Andre is chipping in 4.4 points and 77 percent shooting and 3.2 rebounds per game in that same span.

• The Big Ten had nine teams in the top 50 of the NET rankings on March 5, including four of the top eight spots. This season, 12 of the Huskers' 18 losses have been Quad 1 losses. NU will end the regular season with 20 of its 25 Division I games against Quad 1 or 2 opponents.

• Nebraska has been much better defensively since returning from its pause last month. Over the last 13 games, NU has held seven opponents to 40 percent shooting, while Iowa became the only team to shoot 50 percent from the floor. Despite the performance at Iowa, NU is averaging 7.1 fewer points per game over the past 13 games, while holding teams to 42 percent shooting, including 30 percent from 3-point range.

• Nebraska is on track for one of its most prolific 3-point shooting seasons in school history. NU enters Sunday's game at Northwestern with 8.2 3-pointers per game which is on pace to rank second in school history. It is not surprising that Nebraska has relied on its 3-point shooting in Hoiberg's tenure, as his Iowa State teams led the Big 12 in 3-pointers in four of his five seasons at the school. The Huskers have been shooting significantly better over the last 10 games.

Most 3-Pointers/Game in School History

No.	School	Games	3-Pointers/Game
1.	2001-02	28	9.54
-	2019-20	25	8.20
2.	2019-20	32	7.90
3.	2006-07	31	7.87
4.	2018-19	36	7.50

• The biggest beneficiary of Derrick Walker's insertion into the Husker attack has been Lat Mayen, who moved to his natural stretch four spot after playing in the post for the first half of the season. In the 14 games since Walker returned, Mayen is averaging 10.4 points per game on 46

NU'S MOST FEB. GAMES

No.	Year	Feb. Games
1.	1913-14	13
2.	1919-20	11
	2020-21	11
4.	1910-11	10
5.	1906-07	10

IMPROVED BIG DEFENSE

When	FG Pct.	3PT. Pct	Reb	PPG
Pre Pause	.477	.341	-8.0	81.0
Post Pause	.415	.295	-5.0	73.9

3PT IMPROVEMENT

Games	3/GM	Pct.
1-5	8.6	.299
6-10	8.6	.309
11-15	5.8	.326
16-20	8.8	.358
21-25	9.2	.374

CHANGES IN LAT-ITUDES

When	PPG	FG Pct	3-Pct.	RPG
Last 14 Games	10.4	.460	.427	4.6
First 11 Games	5.5	.307	.176	2.5

LEARFIELD IMG COLLEGE HUSKER SPORTS NETWORK

Kent Pavelka

- Is in his 34th season of calling Husker men's basketball
- Called NU basketball for two stretches from 1974-1996 before returning to play-by-play duties full time in 2006-07
- Called his 1,000th Husker basketball game in 2018-19
- Six-time Nebraska Sportscaster of the Year who was inducted into the Nebraska Broadcasters Hall of Fame in 2019

Jake Muhleisen

- Is in his third season as full-time color analyst
- Four-year starter at Nebraska from 2002-05
- Three-year team captain during his career

Ben McLaughlin

- Fills in as a color analyst for select broadcasts
- Co-hosts Sports Nightly and works on the Learfield IMG College football and baseball broadcasts

2020-21 Network Affiliates

City	Station	Location
Ainsworth	KBRB	1400 AM
Alliance	KCOW	1400 AM
Beatrice	KWBE	1450 AM
Broken Bow	KBBN	95.3 FM
Chadron	KCSR	610 AM
Columbus	KJSK	900 AM
Fairbury	KGMT	1310 AM
Falls City	KTNC	1230 AM
Fremont	KFMT	105.5 FM
Grand Island	KRGI	1430 AM
Hastings	KHAS	1230 AM
Holdrege	KUVR	1380 AM
Kearney	KGFV	1340 AM
Lexington	KRVN	880 AM
Lincoln	KLIN	1400 AM
McCook	KSWN	93.9 AM
Nebraska City	KNCY	1600 AM
Nebraska City	KBIE	103.1 FM
Norfolk	KNEN	94.7 FM
North Platte	KODY	1240 AM
North Platte	KXNP	106.1 FM
O'Neill	KRBX	102.9 FM
Omaha	KXSP	590 AM
Scottsbluff	KNEB	960 AM
Sidney	KSID	1340 AM
Superior	KRFS	1600 AM
Superior	KRFS	103.9 FM
Valentine	KVSH	940 AM

Nationwide

- Huskers.com & Huskers App
- TuneIn.com/Huskers & TuneIn App
- SiriusXM Satellite Radio

QUICK FACTS

University of Nebraska Information

Location Lincoln, Neb.
 Founded 1869
 Enrollment 25,057
 Nickname Cornhuskers, Huskers
 Colors Scarlet & Cream
 Affiliation NCAA Division I
 Conference Big Ten Conference
 Home Arena Pinnacle Bank Arena
 Capacity/Year Opened 15,000/2013
 Chancellor Ronnie Green
 Faculty Rep. Scott M. Fuess Jr.
 Athletics Director Bill Moos
 Deputy A.D./Chief of Staff John Johnson
 Athletic Dept. Phone (402) 472-4224

Basketball History

First year of basketball 1896-97
 Regular-season conference titles (last) 7 (1950)
 Postseason conference titles (last) 1 (1994)
 All-time postseason appearances 26
 All-time postseason record 24-25
 NCAA Appearances (last) 7 (2014)
 NIT Appearances (last) 19 (2019)

Basketball Staff

Head Coach Fred Hoiberg
 Alma Mater (Year) Iowa State (1995)
 Record at Nebraska 14-43 (2nd season)
 Overall NCAA Coaching Record 129-99 (7th season)
 Assistant Coaches Matt Abdelmassih (2nd season)
 Armon Gates (3rd season)
 Doc Sadler (2nd season as asst./8th season overall)
 Special Assistant to the Head Coach Bobby Lutz (1st season)
 Strength Coach Tim Wilson
 Graduate Managers Jon Harris Jr. and Athan Katsantonis
 Director of Operations Luca Virgilio
 Asst. Director of Operations Sheryl Burbach
 Video Coordinator Matt Holt
 Director of Player Development Buzzy Caruthers
 Assistant Athletic Trainer R.J. Pietig
 Equipment Manager Pat Norris

Communications Contact

Sr. Assoc. Director/MBB Contact Shamus McKnight
 Office Phone (402) 472-7772
 Cell Phone (402) 540-0268
 E-Mail smcknight@huskers.com

Men's Basketball Links

Athletics Media Site huskers.com/mediafiles
 2020-21 MBB Site go.unl.edu/mbbmedia2021

ALLEN DEPARTS PROGRAM

Nebraska Head Coach Fred Hoiberg announced the departure of junior guard Teddy Allen from the program on March 1.

Allen played in 22 games for the Huskers this season, averaging 16.5 points and 4.7 rebounds per game. He had 20 or more points eight times, including a career-high 41-point performance against Penn State on Feb. 23.

percent shooting and 4.6 rebounds per game. In NU's first four conference games, he averaged just 5.5 ppg on 31 percent shooting. Mayen had his first double-double of the year at fifth-ranked Iowa on Thursday after a 25-point effort against Rutgers on Monday.

• Six current members of the Nebraska basketball team were honored on Feb. 19 with spots on the Nebraska Scholar-Athlete Honor Roll. The Huskers on the list include Lat Mayen, Chris McGraw, Jace Piatkowski, Bret Porter, Thorir Thorbjarnarson, Derrick Walker and Kobe Webster. All Husker student-athletes combined for a school-record fall GPA of 3.325.

DOC FIXES HUSKER DEFENSE

Nebraska has made significant improvements defensively during the 2020-21 season under assistant coach Doc Sadler. One year after ranking 152nd nationally in adjusted defense by KenPom, NU is 35th nationally as of Friday morning. In Big Ten action, the Huskers have made significant improvement across the board.

• Nebraska ranks 35th nationally in adjusted defense according to KenPom, which would be the best in Fred Hoiberg's seven seasons as a college basketball coach. Previously his best defensive team was the 2013-14 Iowa State squad (55th), when Sadler was on the Cyclone staff. It would also be NU's highest ranking since the 2015-16 season.

• According to Bart Torvik's T-Rank site, the Huskers' adjusted defense is third in the Big Ten and 24th nationally since returning from its pause on Feb. 12. The four Big Ten teams above Nebraska in that span is Iowa, Illinois, Michigan and Maryland.

• In Sadler's six seasons at Nebraska, the Huskers ranked in the top-25 nationally in defensive efficiency, including 15th nationally in 2008-09 and 19th in 2007-08.

NEWCOMERS MAKING AN IMPACT

Nebraska knew it would be relying on newcomers with only three returnees on the 2020-21 roster. In the offseason, the Huskers added four scholarship players with previous Division I experience, as well as Division II transfer Trevor Lakes.

• Nebraska's top seven scorers by average are all newcomers. In all, 90 percent of the Huskers' offense and more than 80 percent of its rebounds have come from players who did not play at Nebraska last season.

• 75 of Nebraska's 77 double-figure efforts this season have been by players in their first season of competition at NU. Thorir Thorbjarnarson's 10-point effort against Minnesota was only the second double-figure effort by a Husker returnee this season and first since Yvan Ouedraogo's double-double vs. Doane on Dec. 17.

• According to KenPom, NU's returnees have played just 17.0 percent of total minutes this season, a total which ranks 327th nationally and last in the Big Ten.

Every other Big Ten team had at least 43 percent or more as of March 5. It is also the fourth-fewest percentage among any power conference team in the country.

• Nebraska's newcomers combined for nearly 4,000 points, 1,300 rebounds and 600 assists in their collegiate careers before joining the Husker program.

MAKING THE EXTRA PASS

While the Huskers have struggled with turnovers throughout the season, NU has done a much better job of ball movement in recent games. Over the past three games, NU is averaging 17.3 assists per game, including 19 against both Rutgers and Minnesota.

• NU has had excellent distribution over the past three games with Thorir Thorbjarnarson (4.0 apg), Trey McGowens (3.3 apg) and Dalano Banton (3.0 apg) all averaging at least three assists per game.

• In Nebraska's conference wins over the last two years, NU has averaged 19.0 assists per game, while the number drops to 12.6 in the Huskers' Big Ten losses under Hoiberg.

• Hoiberg's first two Iowa State teams ranked third and fourth in the Big 12 in assists before leading the conference in each of his final three seasons at the school (2013-14-15).

BANTON IS HUSKERS' BIG GUARD

It is not often that you see a point guard handling jump ball duties, but Dalano Banton is not your typical point guard. The 6-foot-9 sophomore provides a unique focal point to the Huskers' attack and is averaging 9.9 points, 6.2 rebounds and 4.0 assists per game, as he leads NU in rebounds, assists and blocked shots.

A former top-100 recruit, Banton has reached double figures 14 times, including a 14-point, eight-rebound effort at No. 5 Iowa on Thursday.

• Banton is on pace to be the first Husker since at least 1974, when assists per game were counted, to lead the Huskers in both rebounding and assists in the same season.

• At 9.9 points per game, he is just shy of being one of four power conference players to average 10.0 points, six rebounds and four assists per game.

• He shined in Nebraska's win over Minnesota on Feb. 27 with 14 points, including seven in an 11-2 second-half run that broke open a four-point game.

• His Big Ten high was a 17-point effort against No. 19 Michigan on Christmas Day, and he had 15 points, eight rebounds

MAKING BIG DEFENSIVE STRIDES

Category	2020-21	2019-20
PPG	75.9	79.4
Opp. FG Pct.	.431	.462
Adjusted Efficiency	104.8	108.5
Opp. 3-Pt. Pct.	.307	.340
Rebound Margin	-5.8	-9.7
70 Points or Less	6	2

Big Ten Games

A HEAVY LOAD

Category	Pct. by Newcomers
Points	90.8
Rebounds	81.9
Assists	85.9
Blocks	83.1
Steals	81.5

BANTON BIG RANKS

Category	Avg	BIG Rank
Assists per Game	4.0	7th
Rebounds Per game	6.2	16th
Asst-to-TO Ratio	1.6-to-1	13th
Blocks per Game	1.0	15th

and four assists against No. 9 Wisconsin on Dec. 22.

- He grabbed 10 or more rebounds twice this season, including 10 boards against No. 21 Wisconsin on Feb. 10.
- Banton is one of 17 players nationally and one of four power conference players (Ziaire Williams-Stanford, Ayo Dosunmu-Illinois and Sahvir Wheeler-Georgia) with a triple-double this season as of March 5.

BANTON POSTS TRIPLE-DOUBLE

Prior to Fred Hoiberg taking over the Nebraska basketball program, Nebraska never had a triple-double in a regular-season game, but now has had one in each of the past two seasons following Dalano Banton's triple-double against Doane on Dec. 17. In fact, the only two triple-doubles in the Big Ten have been by Huskers. Hoiberg has had three players on the college level post a triple double, as Royce White of Iowa State had one in 2012 (10 points, 18 rebounds, 10 assists).

Nebraska Triple-Doubles Under Hoiberg

Player	Opponent	Date	Points	Rebounds	Assists
Cam Mack	Purdue	Dec. 15, 2019	11	10	12
Dalano Banton	Doane	Dec. 17, 2020	13	11	10

STEALS = BASKETS

Nebraska's length on the defensive end has been disruptive during the first half of the campaign. The Huskers enter the Northwestern contest ranked third in the Big Ten with 7.2 steals per game.

- Nebraska has six games with at least 10 steals, including 11 steals in Monday's win over Rutgers. It marked the third time in Big Ten play the Huskers recorded at least 10 steals (13 at Maryland on Feb. 16; 12 at Michigan State on Feb. 6).
- The Huskers rank third in the Big Ten in forcing turnovers at 13.2 per game. Only Penn State (14.2) and Minnesota (13.5) ranks higher in the Big Ten.
- Trey McGowens ranks fifth in the Big Ten with steals at 1.4 per game. He finished in the top five in the ACC in steals in both his seasons at Pittsburgh, finishing third as a freshman (1.9 spg) and fourth last season (1.9 spg).
- Nebraska will look to finish among the top three teams in the Big Ten in steals for the third straight year (2019-20, 7.0, second; 2018-19, 7.2, third).
- Nebraska had 10+ steals in each of its first three games this season, marking the first time since the 2016-17 season and just the second time since 2010.

HUSKERS LOOK TO PUSH PACE

When Nebraska coach Fred Hoiberg talks about playing with pace, he means it. His first Nebraska team led the Big Ten and was the only conference program in the top-50 nationally in tempo in 2019-20. It was the highest finish of any Big Ten program in the KenPom database since the site began tracking in 2001-02.

In six full seasons as a college head coach, his teams have ranked in the top-50 in tempo five times - that matches the entire number of times that a Big Ten program has done it since the 2001-02 campaign. Prior to Hoiberg's arrival, the last time a Husker team was in the top-100 nationally in tempo according to KenPom was in 1999-2000 under Danny Nee.

Pace Under Hoiberg

Year	Hoiberg-Coached Team	Big Ten Leader
2010-11	Iowa State (34th)	Iowa (100th)
2011-12	Iowa State (128th)	Iowa (70th)
2012-13	Iowa State (30th)	Iowa (95th)
2013-14	Iowa State (12th)	Iowa (29th)
2014-15	Iowa State (10th)	Minnesota (47th)
2019-20	Nebraska (16th)	Same
2020-21	Nebraska (30th)	Same

FROM COLLEGE TO THE NBA AND BACK AGAIN

Nebraska's Fred Hoiberg is in an exclusive club, as he was one of just nine current D-I coaches to coach in both Division I and in the NBA in 2020-21. He spent three-plus seasons with the Chicago Bulls, guiding the Bulls to the NBA Playoffs in 2016. Hoiberg's 270 regular-season NBA games rank second among the 10 former NBA coaches in the collegiate ranks. Hoiberg also brings five years of NBA front office experience, as he worked with the Minnesota Timberwolves from 2005 to 2010.

Coach, School	NBA Head Coach, Years
John Calipari, Kentucky	New Jersey, 1996-99
Leonard Hamilton, Miami	Washington, 2000-01
Fred Hoiberg, Nebraska	Chicago, 2015-18
Lindsey Hunter, Mississippi Valley State	Phoenix, 2013
Lon Kruger, Oklahoma	Atlanta, 2000-03
Larry Krystkowiak, Utah	Milwaukee, 2007-08
Eric Musselman, Arkansas	Golden State, 2002-04; Sacramento, 2006-07
Rick Pitino, Iona	New York, 1987-89; Boston, 1997-2001
Darrell Walker, Arkansas Little Rock	Toronto, 1996-98; Washington, 1999-2000

as of March 4, 2021

TOP-10 PINNACLE BANK ARENA CROWDS

No.	Attend.	Opponent	Date
1.	15,998	Wisconsin	March 9, 2014
2.	15,991	Penn State	Feb. 25, 2018
3.	15,987	Tennessee-Martin	Nov. 28, 2014
4.	15,978	Northwestern	March 1, 2014
5.	15,952	Iowa	Jan. 27, 2018
6.	15,950	Creighton	Dec. 8, 2018
7.	15,949	Arkansas State	Dec. 14, 2013
8.	15,946	South Dakota State	Nov. 15, 2019
9.	15,945	Minnesota	Jan. 26, 2014
10.	15,933	Iowa	Feb. 22, 2015

RECORD AT PINNACLE BANK ARENA

Season	Wins	Losses	Pct.
2013-14	15	1	.938
2014-15	10	6	.625
2015-16	10	8	.556
2016-17	8	8	.500
2017-18	16	1	.941
2018-19	13	5	.722
2019-20	5	11	.313
2020-21	6	9	.400
Totals	83	49	.629

2020-21 MISC. STATS

DOUBLE DOUBLES

Dalano Banton vs. Doane 13 pts., 11 reb., 10 asst.
Yvan Ouedraogo vs. Doane 13 pts., 13 reb.
Lat Mayen at Iowa 14 pts., 13 reb.

TEAM LEADERS

Double-Figure Scoring Games: Allen-18; Banton-14
McGowens-15; Webster-10; Mayen-10; Stevenson-5;
Lakes-1; Ouedraogo-1; Walker-3; Thorbjarnarson-1

10+ Rebounding Games: Banton-2; Ouedraogo-1; Mayen-2

Double-Doubles: Banton-1; Ouedraogo-1

Triple-Doubles: Banton-1

20-Point Games: Allen-8; Webster-1; McGowens-1; Mayen-1

30-Point Games: Allen-1

40-Point Games: Allen-1

Games Leading NU in Scoring:* .. Allen-12; Banton-4; McGowens-3;
Mayen-4; Stevenson-2; Webster-2

Games Leading NU in Rebounding:* Banton-9; Ouedraogo-4;
Allen-7; Mayen-4; McGowens-2; Walker-3; Thorbjarnarson-1

Games Leading NU in Assists:* Banton-14; Thorbjarnarson-5;
Mayen-1; Allen-2; McGowens-3; Walker-1

Games Leading NU in Blocks* Banton-11; Ouedraogo-5;
Mayen-7; Walker-4; McGowens-3; Porter-1; Allen-1;
Stevenson-2; Thorbjarnarson-1; Andre-1

Games Leading NU in Steals Allen-8; McGowens-14;
Banton-5; Thorbjarnarson-7; Stevenson-3; Mayen-3;
Ouedraogo-4; Walker-3; Wood-1; Webster-1

*-Includes Ties

AROP TO MISS 2020-21 SEASON

University of Nebraska Head Coach Fred Hoiberg announced on Nov. 12 that sophomore Akol Arop will miss the entire 2020-21 season following knee surgery.

Arop played in 21 games as a true freshman for the Huskers. While he averaged just 1.0 points and 1.3 rebounds per game in 2019-20, Arop saw most of his action down the stretch, playing at least 20 minutes in each of the Huskers' final three games.



HUSKERS' SOCIAL JUSTICE PATCH

No more hashtags, only change. Amidst the national protests and a summer of unrest and injustice, Nebraska Men's Basketball was inspired to become change agents in the fight against injustice. As the first Nebraska Athletics coach to comment on the protests publicly, coach Fred Hoiberg and staff made it a priority to discuss the events with his team in May and June 2020. What transpired was an overwhelming message of change. And most importantly, no more hashtags.

This season, The NCAA Playing Rules Oversight Panel approved rules to allow student-athletes in all sports to wear patches on their uniforms for commemorative and memorial purposes, as well as to support social justice issues. Nebraska Men's Basketball wanted to create a patch with a message, one specific to their team.

As Kobe Webster and Teddy Allen closed the speech, Allen called for action. No more hashtags, only change. This phrase, not meant to only inspire action instead of talk, is also meant to inspire no more hashtags of names, specifically of victims of injustice. The patch symbolizes the need to move toward actionable steps outlined. Bring awareness to the issues, educating yourself on these issues, being unified on creating change in the world, and the plead to have no more names becoming hashtags.

Nebraska Men's Basketball has made statements, the team has now shifted to action. Among the first teams in the country to declare Election Day an off day for athletes to vote, the team also held educational sessions throughout the summer and fall, meeting with the Lincoln Police Department, the Malone Center, and collaborating with the Diversity and Inclusion Director to establish a plan of action moving forward.

HUSKERS IN THE PROS

NBA or NBA G League

Player (Years at NU)	Current Team	League
Isaiah Roby (2017-19)	Oklahoma City Thunder	NBA
Andrew White III (2015-16)	Westchester Knicks	G League
James Palmer Jr. (2018-19)	Agua Caliente Clippers	G League

Overseas

Player (Years at NU)	Current Team	Country
Sek Henry (2007-10)	Pinar Karsiyaka	Turkey
Kris Douse (2007)	BC Mess	Luxembourg
Ryan Anderson (2007-10)	Niagara River Lions	Canada
Christian Stanhardinger (2010-11)	San Migeul	Philippines
Caleb Walker (2011-12)	Fos Provence	France
Jorge Brian Diaz (2010-12)	Quebradillas	Puerto Rico
Bo Spencer (2012)	Abejas	Mexico
Terran Petteway (2014-15)	Peristeri	Greece
Shavon Shields (2013-16)	Milano	Italy
Tai Webster (2014-17)	New Zealand Breakers	Australia
Jack McVeigh (2016-18)	Adelaide	Australia
Duby Okeke (2018)	Real Murcia	Spain
Anton Gill (2017-18)	Kipina	Finland
Isaac Copeland Jr. (2018-19)	KTE-Duna	Hungary
Glynn Watson Jr. (2016-19)	Kolossos HH	Greece
Matej Kavaz (2020)	Valladolid	Spain
Haanif Cheatham (2020)	Leones de Ponce	Puerto Rico

HUSKERS SIGN TALENTED TRIO

The three-member class that the Nebraska basketball program signed in November for next season has been lauded as one of the nation's top recruiting classes.

The trio of Wilhelm Breidenbach, Bryce McGowens and Keisei Tominaga has NU ranked 16th in the ESPN.com team ranking as of Dec. 10th. The class ranks third in the Big Ten to Michigan and Michigan State, and Nebraska is one of three Big Ten programs – joining Michigan and Michigan State – in signing a five-star recruit in the class of 2021.

- NU's class features a pair of top-100 recruits in McGowens and Breidenbach, who are two of the three-highest-rated players Nebraska has signed in the 247 composite database, which compiles all of the major recruiting sites into one list.
- McGowens is listed as a 5-star recruit by all three national publications (ESPN, 247, Rivals) and is a consensus top-25 national player (ESPN, 247 Sports, Rivals). He is the highest-ranked recruit Nebraska has signed since the current national recruiting sites began nearly 20 years ago.
- Breidenbach is a four-star recruit by both ESPN and 247 Sports and is ranked No. 63 by ESPN and No. 87 on 247Sports composite rankings.

ATHLETIC FAMILY TIES

- Nebraska has several players whose relatives played collegiately, including Jace Piatkowski, whose father Eric scored nearly 2,000 points at Nebraska before spending 14 years in the NBA.

Athletic Families

Player	Relative	College (Sport)
Teddy Allen	Timmy Allen (Brother)	Utah (MBB)
Akol Arop	Aguek Arop (Brother)	San Diego State (MBB)
Trey McGowens	Bobby McGowens (Father)	Clemson (FB)/South Carolina State (MBB/FB)
	Pam Owens (Mother)	Western Carolina (WBB)
	Bryce McGowens (Brother)	Signed with Nebraska (MBB)
Jace Piatkowski	Eric Piatkowski (Father)	Nebraska (MBB)
Bret Porter	Budge Porter (Father)	Nebraska (FB)
	Mort Porter (Grandfather)	Nebraska (FB)
	Grove Porter (Great Grandfather)	Nebraska (FB)
Elijah Wood	Anthony Wood (Father)	Hampton (MBB)

NEBRASKA BOASTS HIGHEST EVER GSR SCORE

Nebraska student-athletes have posted a 94 percent NCAA Graduation Success Rate (GSR), continuing the Huskers' long tradition of being a national leader in the classroom. The NCAA released its GSR scores on Nov. 17, with Nebraska recording its highest all student-athlete rate for the eighth consecutive year. It also marked the third straight year Nebraska has achieved a GSR of 90 percent or higher.

- At the conference level, the 94 percent mark is tied for second among 14 Big Ten schools. On the national scale, Nebraska's GSR ranks in a tie for 10th among 65 Power Five Schools, and third among public institutions at the Power Five level.
- The Husker men's basketball program achieved a 100 percent GSR and was one of 13 Husker programs to post a 100 GSR in the latest rankings.
- The 94 percent GSR rate is another milestone for a program that has long been a national leader in academic and athletic achievement. Nebraska leads the nation with 340 CoSIDA Academic All-Americans in school history across all sports. Nebraska also leads the nation with 18 NCAA Today's Top 10 Award winners.

MISSING THAT HOME CROWD ADVANTAGE

With no fans allowed in 2020-21, Nebraska will miss out on the fan support which has ranked among the nation's best since moving into Pinnacle Bank Arena in 2013-14.

- Nebraska has ranked in the top 15 nationally in average attendance in each of the past seven seasons, averaging sellout crowds in the 15,000-seat arena.
- In 2019-20, the Huskers finished the home portion of their campaign averaging 15,605 fans per game for 16 home games. The average set NU's single-season record, breaking the mark of 15,569 per game set during the 2014-15 season despite posting a 7-25 record.
- Nebraska is one of nine schools in the country to average 15,000+ fans per contest in each of the last seven seasons (2014-20), joining Kentucky, Syracuse, Louisville, North Carolina, Wisconsin, Indiana, Kansas and Creighton.

LINCOLN NAMED HAPPIEST CITY IN U.S.

In December of 2020, *Men's Health* Magazine named Lincoln the "Happiest City in America." The factors included in the research methodology included well-being (based on predictive Twitter language) and mental health (rates of depression, suicides, and mental-health status) as well as community (local organization engagement), financial well-being (employment, income equality, home ownership, and access to adequate housing), environment (park and traffic proximity), and physical health (including activity levels, obesity, and sleep).

NEBRASKA HEAD COACH FRED HOIBERG

AT NEBRASKA (2019-PRESENT)

• Hired as Nebraska's 28th men's basketball coach on March 30, 2019, a position his grandfather (Jerry Bush) held for nine seasons from 1954 to 1963.

CHICAGO BULLS (2015-18)

- Coached the Chicago Bulls for three-plus seasons, posting a 115-155 record.
- Became just the fifth coach in franchise history to post a winning record in his debut season.
- Took the Bulls to the 2017 NBA Playoffs where they won the first two games against the top-seeded Boston Celtics, as the Bulls were the first No. 8 seed to take a 2-0 lead against a No. 1 seed since 1993.
- Was the fifth coach in NBA history to have each of his first two career playoff victories come on the road.

IOWA STATE (2010-15)

- Served as head coach at his alma mater for five seasons, posting a 115-56 record, which is the top winning percentage in school history (.673).
- Led the Cyclones to four straight NCAA Tournament appearances - a program record - while his 115 wins were the most in a five-year stretch in school history.
- Guided Iowa State to back-to-back Big 12 Tournament titles in 2014 and 2015.
- Produced four All-Americans, 12 All-Big 12 honorees and 10 players who played in the NBA.
- Named Big 12 Coach of the Year in 2012, as the Cyclones went from three conference wins to 12 in one season.
- Won 28 games and reached the NCAA Sweet 16 in 2014.
- Led the Big 12 in scoring offense in two of his last four seasons and topped the conference in 3-pointers four times in five years.

MINNESOTA TIMBERWOLVES (2005-10)

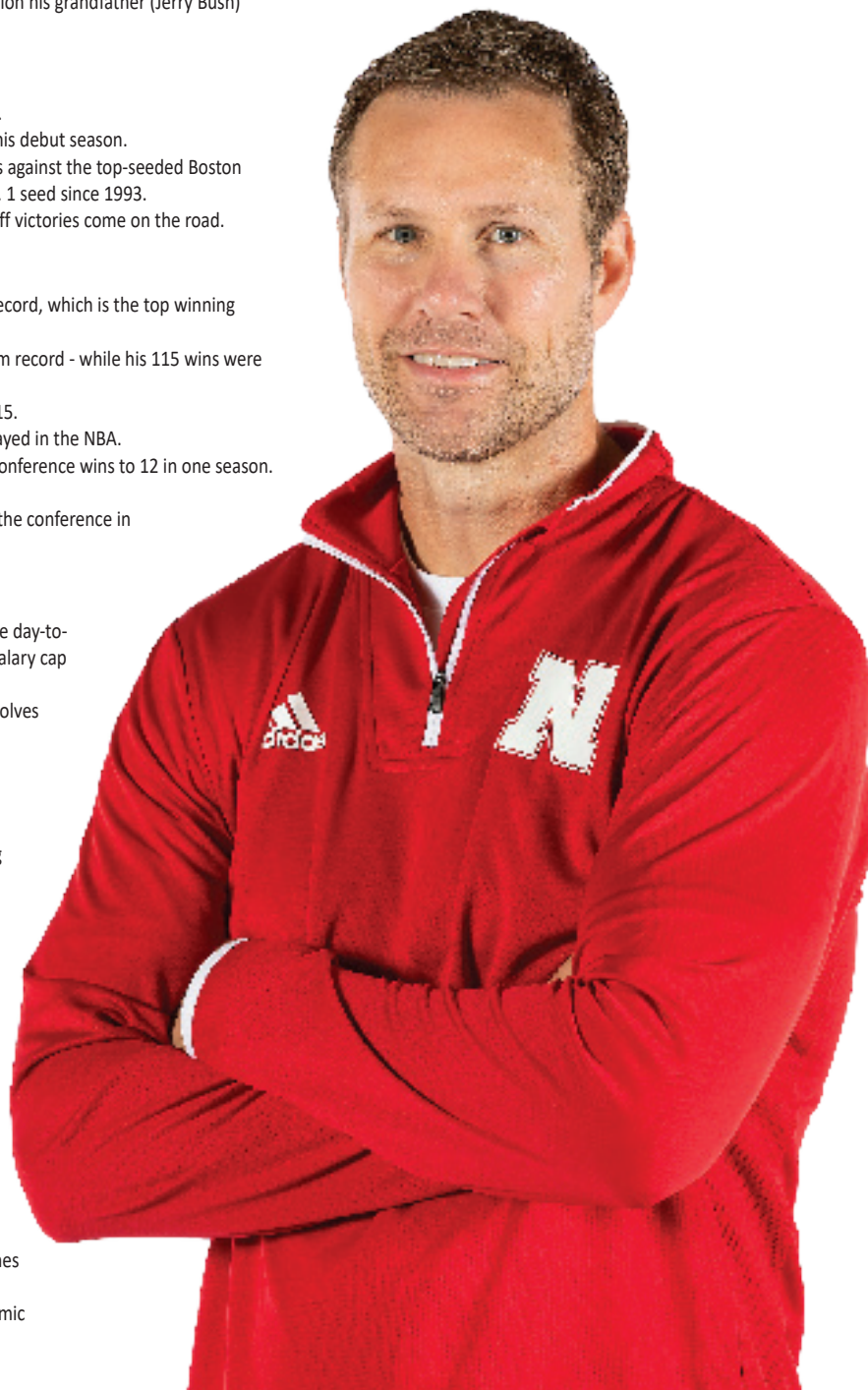
- Served as Vice President of Basketball Operations in 2009-10, overseeing the day-to-day operations of basketball programs including college and pro scouting, salary cap management and NBA Draft preparations.
- Was the Assistant General Manager for three seasons, helping the Timberwolves orchestrate a draft-day trade for five-time all-star Kevin Love in 2008.

AS AN NBA PLAYER (1995-2005)

- Spent 10 years in the NBA with the Indiana Pacers (four seasons), Chicago Bulls (four seasons) and Minnesota Timberwolves (two seasons) after being selected in the second round of the 1995 NBA Draft.
- Was a member of three NBA Playoff Teams, including a Timberwolves team that reached the 2004 Western Conference Finals.
- Shot 40 percent from 3-point range during his career and led the NBA in 3-point shooting in his final season (48.3, 2004-05).
- Ended his NBA career abruptly at the age of 33 after undergoing open-heart surgery to repair an aneurysm in his aortic root.

IOWA STATE PLAYING CAREER (1991-95)

- Started all four seasons at Iowa State, averaging 15.8 points, 6.9 rebounds, 2.8 assists and 1.6 steals per game in his collegiate career.
- His No. 32 was retired by Iowa State in 1997 and Hoiberg is a member of the ISU Hall of Fame.
- Garnered third-team All-America honors as a senior in 1994-95, averaging 19.9 points per game to help the Cyclones win a then-school-record 23 games and was named Big Eight Co-Male Athlete of the Year in 1995.
- Two-time Academic All-American who was inducted into the CoSIDA Academic Hall of Fame in 2016.



FRED HOIBERG'S COLLEGIATE COACHING RECORD

Year	School	Overall Record	Pct.	Conf. Record	Pct	Conf. Finish	Postseason
2010-11	Iowa State	16-16	.500	3-13	.188	12th	None
2011-12	Iowa State	23-11	.676	12-6	.677	T-3rd	NCAA Third Round
2012-13	Iowa State	23-12	.657	11-7	.611	T-4th	NCAA Third Round
2013-14	Iowa State	28-8	.778	11-7	.611	T-3rd	NCAA Sweet 16
2014-15	Iowa State	25-9	.735	12-6	.677	T-2nd	NCAA Second Round
2019-20	Nebraska	7-25	.219	2-18	.100	14th	None
2020-21	Nebraska	7-18	.280	3-15	.167	-	-
Totals		129-99	.566	54-72	.429		

Nebraska Team

Ranked in the top 5 (AP Poll) Never Happened
 Ranked in the top 10 (AP Poll) March 1, 1966
 Ranked in the top 20 (AP Poll) Jan. 2, 1995
 Ranked in the top 25 (AP Poll) Dec. 31, 2018 (No. 24)
 Ranked in the top 25 (USA Today Coaches Poll) Dec. 31, 2018 (No. 23)

Played AP Poll No. 1 ranked team lost at No. 1 Indiana (47-76), 2/13/2013
 Defeated AP Poll No. 1 ranked team at No. 1 Missouri (67-51), 2/6/1982
 Played AP Poll No. 2 ranked team lost at No. 2 Michigan (47-62), 1/9/13
 Defeated AP Poll No. 2 ranked team vs. No. 2 Oklahoma State (85-69), 2/5/1992
 Played Team Ranked 1-5 by AP lost at No. 5 Iowa (64-102), 3/4/2021
 Defeated Team Ranked 1-5 by AP vs. No. 3 Texas (70-67), 2/19/2011
 Played Team Ranked 6-10 by AP lost to No. 6 Illinois (72-77, OT), 2/12/2021
 Defeated Team Ranked 6-10 by AP vs. No. 9 Wisconsin (77-68), 3/9/2014
 Defeated Team Ranked 11-25 by AP vs. No. 21 Maryland (68-61), 3/14/2019
 Defeated Team Ranked 1-10 by AP on Road at No. 9 Michigan State (60-51), 2/16/2014
 Defeated Ranked Team by AP on Road vs. No. 25 Indiana (66-51), 1/14/2019

Scored 100 or more points 110; vs. Doane, 12/17/2020
 Scored 90 or more points 110; vs. Doane, 12/17/2020
 Scored 80 or more points 110; vs. Doane, 12/17/2020
 Scored less than 50 points 48; vs. Wisconsin, 2/10/2021
 Scored less than 40 points 38; at Oregon, 12/15/2012
 Shot 75% from the field 750, vs. Nebraska-Omaha (42-56), 1/25/1988 \$
 Shot 70% from the field 723; vs. UNC Wilmington (34-47), 12/5/1997
 Shot 60% from the field 628; vs. Northwestern (27-43), 2/3/2015

Made 50 or more free throws Never Happened
 Made 40 or more free throws 43, vs. Texas (43-59), 1/3/1996 - \$
 Made 30 or more free throws 37; vs. UTSA (37-50), 12/20/2017
 Made 25 or more free throws 25; vs. Illinois (25-30), 12/2/2018
 Attempted 60 or more free throws 60, vs. Kansas State (36-60), 1/11/1954 - \$
 Attempted 50 or more free throws 50, vs. UTSA (37-50), 12/20/2017
 Attempted 40 or more free throws 50, vs. UTSA (37-50), 12/20/2017
 Attempted 30 or more free throws 30; vs. South Dakota (21-30), 12/1/2020
 Shot 100% from the foul line (min 10 att.) 1.000; at Penn State (16-16), 1/19/2013
 Shot 95% from the foul line (min 10 att.) 1.000; at Penn State, (16-16), 1/19/2013
 Shot 90% from the foul line (min 10 att.)913; vs. Oklahoma State (21-23), 12/16/2018

Made 20 or more 3-pointers Never Happened
 Made 15 or more 3-pointers 15; vs. Mississippi Valley State (15-37), 11/6/2018
 Made 10 or more 3-pointers 12; at Iowa (12-36), 3/4/2021
 Made 0 3-pointers 0; vs. Jacksonville State (0-5), 12/18/2012
 Held Opponent to 0 3-pointers 0; Southeastern Louisiana, 11/22/2015
 Attempted 40 or more 3-pointers 41; vs. Nevada (9-41), 11/26/2020 \$
 Attempted 30 or more 3-pointers 36; at Iowa (12-36), 3/4/2021
 Attempted 20 or more 3-pointers 24; vs. Rutgers (8-24), 3/1/2021
 Shot 75% from 3-point range (min. 10 att.)750, vs. UT-Pan American (9-12), 12/2/2009 - \$
 Shot 60% from 3-point range (min. 10 att.)647; vs. USC (11-17), 12/3/2012
 Shot 50% from 3-point range (min. 10 att.)529; vs. Minnesota (9-17), 2/27/2021
 Shot 50% from 3-point range (min. 20 att.)571; vs. Southern (12-21), 11/22/2019

Had 60 or more rebounds 60; vs. Oral Roberts, 12/22/1999
 Had 50 or more rebounds 44; vs. Doane, 12/17/2020

Had 30 or more assists 35, vs. Northeastern Illinois, 12/21/1994
 Had 25 or more assists 25; vs. Doane, 12/17/2020
 Had 20 or more assists 25; vs. Doane, 12/17/2020
 Had 15 or more assists 19; vs. Rutgers, 3/1/2021

Had 20 or more steals 23, vs. Texas Tech, 3/4/1999 - \$
 Had 15 or more steals 16, vs. McNeese State, 11/28/2020
 Had 10 or more steals 11, vs. Rutgers, 3/1/2021

Had 15 or more blocked shots 15, vs. Coppin State, Dec. 6, 1996 - \$
 Had 10 or more blocked shots 14; at Northwestern, 1/2/2018

Had 30 or more turnovers 31, at Creighton, 12/11/2005
 Had 20 or more turnovers 20; at Iowa, 3/4/2021
 Had 5 or less turnovers 5; vs. Purdue, 2/23/2019

Nebraska Player...

Had 20 or more points: 25; Lat Mayen vs. Rutgers, 3/1/2021
Had 25 or more points: 25; Lat Mayen vs. Rutgers, 3/1/2021
Had 30 or more points: 41; Teddy Allen vs. Penn State, 2/23/2021
Had 40 or more points: 41; Teddy Allen vs. Penn State, 2/23/2021
Had 20 or more points in a half (1st): 20; Lat Mayen vs. Rutgers (1st), 3/1/2021

Had No Player in Double Figures: vs. Ohio State, 1/21/2012
Had Five Players with 10 or more points vs. Minnesota, 2/27/2021
 ...Dalano Banton (14), Derrick Walker (12), Trey McGowens (11), Kobe Webster (10), Thorir Thorbjarnarson (10)
Had Six Players with 10 or more points vs. McNeese State, 11/25/2020
 Teddy Allen (14); Trey McGowens (14); Shamiel Stevenson (14) Dalano Banton;
 Kobe Webster (13); Lat Mayen (13)

Two Huskers with 20 or more points, same game: vs. Michigan State, 1/2/2021
 Teddy Allen (23) and Trey McGowens (20)

Three Huskers with 20 or more points, same game: Iowa, 3/10/2019
 James Palmer Jr. (30), Glynn Watson Jr. (23), Isaiah Roby (23)

Two Huskers with 30 or more points, same game: vs. Oregon, 11/25/1995
 Tyronn Lue (30) & Jaron Boone (30) - only time in school history

Had 10 or more rebounds: 13; Lat Mayen at Iowa, 3/4/2021

Had 15 or more rebounds: 19; Yvan Ouedraogo vs. Northwestern, 3/1/2020

Had 20 or more rebounds: 21, Kimani Ffriend vs. Oral Roberts, 12/22/1999

Had 25 or more rebounds: 26, Bill Johnson vs. Iowa State, 1/4/1954 - \$

Two Huskers with 10 or more rebounds, same game: vs. Doane, 12/17/2020
 (Yvan Ouedraogo-13; Dalano Banton-11)

Three Huskers with 10 or more rebounds, same game: vs. Texas Tech, 1/19/2000
 (Steffon Bradford 16; Kimani Ffriend 12; Louis Truscott 11)

Had 5 or more 3-pointers: 5; Kobe Webster at Iowa (5-8), 3/4/2021

Had 6 or more 3-pointers: 6; Teddy Allen vs. Penn State (6-9), 2/23/2021

Had 7 or more 3-pointers: 7; Glynn Watson Jr. vs. Iowa (7-12), 3/10/2019

Had 8 or more 3-pointers: 8; Cary Cochran, vs. Baylor (8-13), 2/27/2002 - \$

Had 5 or more assists: 5; Thorir Thorbjarnarson at Iowa, 3/4/21

Had 10 or more assists: 10; Dalano Banton vs. Doane, 12/17/2020

Had 15 or more assists: 15; Charles Richardson vs. Rutgers, 12/2/2006

Had 18 or more assists: 18; Brian Carr, at Evansville, 1/3/1985 - \$

Had 5 or more blocked shots: 5; Isaiah Roby vs. Northwestern, 2/16/2019

Had 6 or more blocked shots: 6; Isaiah Roby vs. Eastern Illinois, 11/11/2017

Had 7 or more blocked shots: 7; John Turek vs. Colorado, 3/2/2005

Had 9 or more blocked shots: 9; Mikki Moore vs. Coppin State, 12/6/1996 - \$

Had 10 or more blocked shots: Never Happened

Had 5 or more steals: 5; Teddy Allen vs. North Dakota State, 11/28/2020

Had 6 or more steals: 6; Glynn Watson Jr. vs. Long Beach State, 11/26/2017

Had 7 or more steals: 7; Brandon Richardson at Ohio State, 1/3/2012

Had 8 or more steals: 8, Cookie Belcher vs. Oklahoma St., 2/7/2001 - \$

Had 10 or more steals: Never Happened

Had Triple-Double (Points/Rebounds/Assists):
 10; Dalano Banton vs. Doane, 12/17/2020 (13/11/10)

Had Two Players with Double-Doubles:
 Yvan Ouedraogo and Dalano Banton vs. Doane (12/17/2020)

Had Double-Double (Points/Assists): 10; Dalano Banton vs. Doane, 12/17/2020 (13/11/10)

Had Double-Double (Points/Rebounds): Yvan Ouedraogo vs. Doane, 12/17/2020 (13/13)

Had Double-Double (Points/Steals): Never Happened

Had Double-Double (Points/Blocks): Never Happened

\$ - School Record - # - Tied School record
 As of 3/5/2021


2020-21 TELEVISION/RADIO ROSTER




2 | TREY MCGOWENS
Jr. | G | 6-4 | 191



3 | ELIJAH WOOD
Fr. | G | 6-5 | 174



4 | SHAMIEL STEVENSON
Jr. | G/F | 6-6 | 245




10 | KOBE WEBSTER
Sr. | G | 6-0 | 172




11 | LAT MAYEN
Jr. | F | 6-9 | 205



13 | DERRICK WALKER
Jr. | F | 6-8 | 232



14 | TREVOR LAKES
Sr. | F | 6-7 | 215



21 | JACE PIATKOWSKI
Rfr. | G | 6-3 | 184




24 | YVAN OUEDRAOGO
So. | F | 6-9 | 245



30 | CHRIS MCGRAW
So. | G | 6-0 | 170



33 | AKOL AROP
So. | F | 6-5 | 203



34 | THORIR THORBARNARSON
Sr. | G | 6-6 | 202



35 | EDUARDO ANDRE
Fr. | F | 6-10 | 228



44 | BRET PORTER
Rfr. | F | 6-5 | 228



45 | DALANO BANTON
So. | G | 6-9 | 204



FRED HOIBERG
Head Coach



MATT ABDELMASSIH
Assistant Coach



ARMON GATES
Assistant Coach



DOC SADLER
Assistant Coach



BOBBY LUTZ
Special Assistant to the
Head Coach



LUCA VIRGILIO
Director of Basketball
Operations



TIM WILSON
Strength Coach



MATT HOLT
Video Coordinator



BUZZY CARUTHERS
Director of Player
Development



R.J. PIETIG
Athletic Trainer




PAT NORRIS
Equipment Manager



SHERYL BURBACH
Assistant Director of
Basketball Operations



JOHN HARRIS JR.
Graduate Manager



ATHAN KATSANTONIS
Graduate Manager

2020-21 GAME-BY-GAME COMPARISON

Team	FG-FGA	Pct.	3FG-3FGA	Pct.	FT-FTA	Pct.	O-D	Reb.	PF	A	TO	B	S	Pts.	W/L
McNeese State	21-55	.382	7-22	.318	6-14	.429	12-23	35	26	10	27	5	3	55	
at Nebraska	36-72	.500	10-24	.417	20-29	.690	17-28	45	15	19	10	4	16	102	W
Nevada	24-50	.480	6-21	.286	15-22	.682	10-39	49	27	12	21	1	3	69	
at Nebraska	18-62	.290	9-41	.220	21-30	.700	11-20	31	24	13	9	1	12	66	L
North Dakota State	20-69	.290	6-26	.250	11-16	.688	22-29	51	17	8	17	4	4	57	
at Nebraska	29-63	.460	9-32	.281	12-20	.600	10-32	42	16	15	10	4	11	79	W
South Dakota	23-65	.346	7-26	.354	16-21	.762	10-28	39	21	14	13	3	6	69	
at Nebraska	24-60	.400	7-24	.292	21-30	.700	11-35	46	20	10	15	3	9	76	W
Georgia Tech	26-58	.448	8-25	.320	15-20	.750	8-26	34	19	13	9	2	8	75	
at Nebraska	23-61	.377	8-23	.348	10-15	.667	15-27	42	19	14	16	1	3	64	L
at Creighton	38-73	.521	14-30	.467	8-13	.615	10-26	36	19	24	13	5	16	98	
Nebraska	25-57	.439	11-26	.423	13-22	.591	11-28	39	15	12	25	3	5	74	L
Doane	21-72	.292	13-46	.283	9-17	.529	9-25	34	18	15	13	2	6	64	
at Nebraska	41-74	.554	12-33	.364	16-25	.640	13-42	55	10	25	8	7	8	110	W
at No. 9 Wisconsin	22-55	.400	8-26	.308	15-15	1.000	6-34	40	12	14	11	1	0	67	
Nebraska	18-54	.333	8-27	.296	9-17	.529	6-25	31	15	12	9	6	6	53	L
No. 19 Michigan	30-59	.508	9-27	.333	11-14	.786	8-35	43	16	16	15	2	6	80	
Nebraska	25-64	.391	7-20	.350	12-20	.600	8-23	31	19	6	8	2	6	69	L
at No. 25 Ohio State	31-63	.492	12-32	.375	16-20	.800	11-34	45	18	16	10	3	5	90	
Nebraska	17-60	.283	5-33	.152	15-21	.714	13-22	35	20	3	15	3	6	54	L
No. 17 Michigan State	29-56	.518	7-23	.304	19-26	.731	9-20	29	21	12	13	5	6	84	
at Nebraska	27-55	.491	9-19	.474	14-19	.737	9-22	31	21	12	18	1	4	77	L
Indiana	30-65	.462	9-24	.375	15-25	.600	12-29	41	14	14	8	3	4	84	
at Nebraska	26-57	.456	9-23	.391	15-22	.682	5-25	30	19	16	9	2	4	76	L
at Michigan State	23-59	.390	6-23	.261	14-16	.875	12-35	47	24	16	22	7	7	66	
Nebraska	21-58	.362	3-17	.175	11-24	.458	10-24	34	18	11	17	6	12	56	L
at Minnesota	27-72	.375	8-36	.222	17-22	.773	16-30	46	24	15	11	4	4	79	
Nebraska	21-57	.368	3-15	.200	16-25	.640	11-32	43	22	12	18	5	6	61	L
No. 21 Wisconsin	20-62	.323	9-32	.281	12-17	.706	10-28	38	16	12	8	3	9	61	
at Nebraska	18-49	.367	5-15	.333	7-17	.412	8-33	41	19	13	17	2	5	48	L
No. 6 Illinois	28-58	.483	7-21	.333	14-22	.636	9-30	39	19	15	13	8	6	77	
Nebraska	24-65	.369	7-20	.350	17-25	.680	15-25	40	20	12	13	5	7	72	L (OT)
at Penn State	21-65	.323	9-31	.290	10-12	.833	13-26	39	9	13	12	3	7	61	
Nebraska	27-56	.482	7-19	.368	1-3	.333	5-30	35	12	19	16	6	7	62	W
at Maryland	23-53	.434	9-29	.310	9-10	.900	6-37	43	13	9	17	3	5	64	
Nebraska	18-54	.333	8-28	.286	6-12	.500	3-25	28	16	8	11	2	13	50	L
at Maryland	29-61	.475	13-33	.394	8-12	.667	7-23	30	9	18	4	4	8	79	
Nebraska	24-56	.429	13-28	.464	10-12	.833	4-26	30	16	12	11	2	2	71	L
Purdue	30-64	.469	10-32	.313	5-10	.500	11-37	48	15	16	14	4	8	75	
at Nebraska	22-63	.349	9-28	.321	5-14	.357	9-28	37	13	14	11	4	5	58	L
Penn State	28-70	.400	14-37	.378	16-19	.842	16-26	42	17	19	15	1	14	86	
at Nebraska	30-56	.536	12-25	.480	11-15	.733	2-27	29	19	16	18	3	7	83	L
at No. 5 Illinois	30-62	.484	4-23	.174	22-29	.759	12-31	43	20	13	14	2	8	86	
Nebraska	27-61	.443	5-21	.238	11-16	.686	5-24	29	25	8	15	2	4	70	L
Minnesota	24-70	.343	8-30	.267	18-24	.750	16-22	38	16	7	9	3	7	74	
at Nebraska	30-55	.545	9-17	.529	9-16	.563	8-32	40	21	19	18	5	7	78	W
Rutgers	22-57	.386	3-23	.130	4-6	.667	8-22	30	13	6	13	6	6	51	
at Nebraska	28-54	.519	8-24	.333	8-13	.615	8-30	38	10	19	14	1	11	72	W
at No. 5 Iowa	38-75	.514	16-43	.372	10-16	.626	9-36	45	10	25	8	7	12	102	
Nebraska	22-65	.338	12-36	.333	8-10	.800	8-30	38	11	14	20	2	3	64	L

2020-21 SUPERLATIVES

2020-21 NEBRASKA TEAM GAME HIGHS

POINTS	110	DOANE (12/17/20)
	102	MCNEESE (11/25/20)
FIELD GOALS MADE	41	DOANE (12/17/20)
	36	MCNEESE (11/25/20)
FIELD GOAL ATTEMPTS	74	DOANE (12/17/20)
	72	MCNEESE (11/25/20)
FIELD GOAL PERCENTAGE	.554 (41-74)	DOANE (12/17/20)
	.545 (30-55)	MINNESOTA (2/27/21)
3 PT FIELD GOALS MADE	13	at Maryland (2/17/21)
	12	at Iowa (3/4/21)
	12	PENN ST. (2/23/21)
	12	DOANE (12/17/20)
3 PT FG ATTEMPTS	41	NEVADA (11/26/20)
	36	at Iowa (3/4/21)
3 PT FG PERCENTAGE	.529 (9-17)	MINNESOTA (2/27/21)
	.480 (12-25)	PENN ST. (2/23/21)
FREE THROWS MADE	21	SOUTH DAKOTA (12/01/20)
	21	NEVADA (11/26/20)
FREE THROW ATTEMPTS	30	SOUTH DAKOTA (12/01/20)
	30	NEVADA (11/26/20)
FREE THROW PERCENTAGE	.833 (10-12)	at Maryland (2/17/21)
	.800 (8-10)	at Iowa (3/4/21)
REBOUNDS	55	DOANE (12/17/20)
	46	SOUTH DAKOTA (12/01/20)
ASSISTS	25	DOANE (12/17/20)
STEALS	16	MCNEESE (11/25/20)
	13	at Maryland (2/16/21)
BLOCKED SHOTS	7	DOANE (12/17/20)
	6	at Penn St. (2/14/21)
	6	at Michigan St. (02/06/21)
	6	at Wisconsin (12/22/20)
TURNOVERS	25	at Creighton (12-11-20)
FOULS	25	at Illinois (2/25/21)

2020-21 OPPONENT TEAM GAME HIGHS

POINTS	102	at Iowa (3/4/21)
	98	at Creighton (12-11-20)
FIELD GOALS MADE	38	at Iowa (3/4/21)
	38	at Creighton (12-11-20)
FIELD GOAL ATTEMPTS	74	at Iowa (3/4/21)
	73	at Creighton (12-11-20)
FIELD GOAL PERCENTAGE	.521 (38-73)	at Creighton (12-11-20)
	.518 (29-56)	MICHIGAN ST. (01/02/21)
3 PT FIELD GOALS MADE	16	at Iowa (3/4/21)
	14	PENN ST. (2/23/21)
	14	at Creighton (12-11-20)
3 PT FG ATTEMPTS	46	DOANE (12/17/20)
	43	at Iowa (3/4/21)
3 PT FG PERCENTAGE	.467 (14-30)	at Creighton (12-11-20)
	.394 (13-33)	at Maryland (2/17/21)
FREE THROWS MADE	22	at Illinois (2/25/21)
	19	MICHIGAN ST. (01/02/21)
FREE THROW ATTEMPTS	29	at Illinois (2/25/21)
	26	MICHIGAN ST. (01/02/21)
FREE THROW PERCENTAGE	1.000 (15-15)	at Wisconsin (12/22/20)
	.900 (9-10)	at Maryland (2/16/21)
REBOUNDS	51	NORTH DAKOTA ST. (11/28/20)
	49	NEVADA (11/26/20)
ASSISTS	25	at Iowa (3/4/21)
	24	at Creighton (12-11-20)
STEALS	16	at Creighton (12-11-20)
	14	PENN ST. (2/23/21)
BLOCKED SHOTS	8	ILLINOIS (2/12/21)
	7	at Iowa (3/4/21)
	7	at Michigan St. (02/06/21)
TURNOVERS	27	MCNEESE (11/25/20)
FOULS	27	NEVADA (11/26/20)

2020-21 NEBRASKA TEAM GAME LOWS

POINTS	48	WISCONSIN (2/10/21)
	50	at Maryland (2/16/21)
FIELD GOALS MADE	17	at Ohio St. (12/30/20)
FIELD GOAL ATTEMPTS	49	WISCONSIN (2/10/21)
FIELD GOAL PERCENTAGE	.283 (17-60)	at Ohio St. (12/30/20)
	.290 (18-62)	NEVADA (11/26/20)
3 PT FIELD GOALS MADE	3	at Michigan St. (02/06/21)
	3	at Minnesota (2/8/21)
3 PT FG ATTEMPTS	15	at Minnesota (2/8/21)
	15	WISCONSIN (2/10/21)
3 PT FG PERCENTAGE	.152 (5-33)	at Ohio St. (12/30/20)
	.176 (3-17)	at Michigan St. (02/06/21)
FREE THROWS MADE	1	at Penn St. (2/14/21)
	5	PURDUE (2/20/21)
FREE THROW ATTEMPTS	3	at Penn St. (2/14/21)
	10	at Iowa (3/4/21)
FREE THROW PERCENTAGE	.333 (1-3)	at Penn St. (2/14/21)
	.357 (5-14)	PURDUE (2/20/21)
REBOUNDS	28	at Maryland (2/16/21)
	29	PENN ST. (2/23/21)
	29	at Illinois (2/25/21)
ASSISTS	3	at Ohio St. (12/30/20)
	6	MICHIGAN (12/25/20)
STEALS	2	at Maryland (2/17/21)
BLOCKED SHOTS	1	NEVADA (11/26/20)
	1	GEORGIA TECH (12/09/20)
	1	MICHIGAN ST. (01/02/21)
	1	RUTGERS (3/1/21)
TURNOVERS	8	DOANE (12/17/20)
	8	MICHIGAN (12/25/20)
FOULS	10	RUTGERS (3/1/21)

2020-21 OPPONENT TEAM GAME LOWS

POINTS	51	RUTGERS (3/1/21)
	55	MCNEESE (11/25/20)
FIELD GOALS MADE	20	NORTH DAKOTA ST. (11/28/20)
	20	WISCONSIN (2/10/21)
FIELD GOAL ATTEMPTS	50	NEVADA (11/26/20)
	53	at Maryland (2/16/21)
FIELD GOAL PERCENTAGE	.290 (20-69)	NORTH DAKOTA ST. (11/28/20)
	.292 (21-72)	DOANE (12/17/20)
3 PT FIELD GOALS MADE	3	RUTGERS (3/1/21)
	4	at Illinois (2/25/21)
3 PT FG ATTEMPTS	21	NEVADA (11/26/20)
	21	ILLINOIS (2/12/21)
3 PT FG PERCENTAGE	.130 (3-23)	RUTGERS (3/1/21)
	.174 (4-23)	at Illinois (2/25/21)
FREE THROWS MADE	4	RUTGERS (3/1/21)
	5	PURDUE (2/20/21)
FREE THROW ATTEMPTS	6	RUTGERS (3/1/21)
	10	at Maryland (2/16/21)
	10	PURDUE (2/20/21)
FREE THROW PERCENTAGE	.429 (6-14)	MCNEESE (11/25/20)
	.500 (5-10)	PURDUE (2/20/21)
REBOUNDS	28	RUTGERS (3/1/21)
	29	MICHIGAN ST. (01/02/21)
ASSISTS	6	RUTGERS (3/1/21)
	7	MINNESOTA (2/27/21)
STEALS	0	at Wisconsin (12/22/20)
BLOCKED SHOTS	1	NEVADA (11/26/20)
	1	at Wisconsin (12/22/20)
	1	PENN ST. (2/23/21)
TURNOVERS	4	at Maryland (2/17/21)
FOULS	9	at Penn St. (2/14/21)
	9	at Maryland (2/17/21)

2020-21 SUPERLATIVES

NEBRASKA WIN/LOSS MARGIN

	1	2	3	4	5	6	7	8	9	10	11	12	13	14	15	16	17	18	19	20	+20	
Husker Wins	1	0	0	1	0	0	1	0	0	0	0	0	0	0	0	0	0	0	0	0	0	4
Husker Losses	0	0	2	0	1	0	1	2	0	1	2	0	1	2	0	1	1	1	0	0	0	3

2020-21 NEBRASKA INDIVIDUAL GAME HIGHS

Points	41	Allen, Teddy vs Penn St. (2/23/21)
	26	Allen, Teddy at Creighton (12-11-20)
Field Goals Made	16	Allen, Teddy vs Penn St. (2/23/21)
	10	Allen, Teddy vs Michigan St. (01/02/21)
	10	Allen, Teddy at Creighton (12-11-20)
Field Goal Att.	24	Allen, Teddy vs Penn St. (2/23/21)
	22	Allen, Teddy vs Michigan (12/25/20)
FG Pct (min 5 made)	.818 (9-11)	Mayen, Lat vs Rutgers (3/1/21)
	.778 (7-9)	Webster, Kobe vs Georgia Tech (12/09/20)
3-Point FG Made	6	Allen, Teddy vs Penn St. (2/23/21)
	6	Webster, Kobe vs Georgia Tech (12/09/20)
3-Point FG Att.	11	Banton, Dalano vs Nevada (11/26/20)
	10	Allen, Teddy vs Michigan (12/25/20)
	10	Allen, Teddy vs North Dakota St. (11/28/20)
3-Pt FG Pct (min 2 made)	1.000 (3-3)	McGowens, Trey at Creighton (12-11-20)
	1.000 (2-2)	McGowens, Trey vs Rutgers (3/1/21)
	1.000 (2-2)	McGowens, Trey vs Purdue (2/20/21)
	1.000 (2-2)	McGowens, Trey vs Michigan St. (01/02/21)
	1.000 (2-2)	McGowens, Trey vs Michigan (12/25/20)
	1.000 (2-2)	McGowens, Trey vs McNeese (11/25/20)
Free Throws Made	9	Allen, Teddy vs Nevada (11/26/20)
	7	Ouedraogo, Yvan vs Doane (12/17/20)
	7	Allen, Teddy vs South Dakota (12/01/20)
Free Throw Att.	13	Allen, Teddy vs Nevada (11/26/20)
	11	Allen, Teddy vs South Dakota (12/01/20)
FT Pct (min 4 made)	1.000 (5-5)	Allen, Teddy at Maryland (2/17/21)
	1.000 (5-5)	Allen, Teddy vs Illinois (2/12/21)
	1.000 (4-4)	Stevenson, Shamiel vs Doane (12/17/20)
Rebounds	13	Mayen, Lat at Iowa (3/4/21)
	13	Ouedraogo, Yvan vs Doane (12/17/20)
Assists	10	Banton, Dalano vs Doane (12/17/20)
	8	Banton, Dalano vs North Dakota St. (11/28/20)
Steals	5	Allen, Teddy vs North Dakota St. (11/28/20)
	5	Allen, Teddy vs Nevada (11/26/20)
Blocked Shots	4	Banton, Dalano vs McNeese (11/25/20)
	3	Walker, Derrick vs Minnesota (2/27/21)
	3	Mayen, Lat at Wisconsin (12/22/20)
	3	Banton, Dalano vs Doane (12/17/20)
Turnovers	5	Banton, Dalano at Iowa (3/4/21)
	5	McGowens, Trey at Iowa (3/4/21)
	5	Allen, Teddy vs Wisconsin (2/10/21)
	5	Banton, Dalano at Minnesota (2/8/21)
	5	Stevenson, Shamiel at Minnesota (2/8/21)
	5	Banton, Dalano vs Georgia Tech (12/09/20)
Minutes	39	Allen, Teddy vs Indiana (01/10/21)
	38	Allen, Teddy vs Penn St. (2/23/21)
	38	Mayen, Lat vs Illinois (2/12/21)
	38	Banton, Dalano vs Nevada (11/26/20)

2020-21 OPPONENT INDIVIDUAL GAME HIGHS

Points	41	Marcus Carr vs Minnesota (2/27/21)
	31	Ayo Dosunmu vs Illinois (2/12/21)
Field Goals Made	12	Ayo Dosunmu vs Illinois (2/12/21)
	11	Marcus Carr vs Minnesota (2/27/21)
Field Goal Att.	27	Marcus Carr vs Minnesota (2/27/21)
	23	Ayo Dosunmu vs Illinois (2/12/21)
FG Pct (min 5 made)	1.000 (5-5)	Zed Key at Ohio St. (12/30/20)
	1.000 (5-5)	Christian Bishop at Creighton (12-11-20)
3-Point FG Made	8	Jordan Bohannon at Iowa (3/4/21)
	6	Marcus Carr vs Minnesota (2/27/21)
	6	Myreon Jones vs Penn St. (2/23/21)
	6	Justin Ahrens at Ohio St. (12/30/20)
3-Point FG Att.	15	Marcus Carr vs Minnesota (2/27/21)
	12	Jordan Bohannon at Iowa (3/4/21)
	12	Myreon Jones vs Penn St. (2/23/21)
3-Pt FG Pct (min 2 made)	.750 (3-4)	Jairus Hamilton at Maryland (2/16/21)
	.750 (3-4)	Trey Winkler vs Doane (12/17/20)
Free Throws Made	13	Marcus Carr vs Minnesota (2/27/21)
	9	Trayce Jackson-Davis vs Indiana (01/10/21)
	9	Grant Sherfield vs Nevada (11/26/20)
Free Throw Att.	16	Marcus Carr vs Minnesota (2/27/21)
	14	Trayce Jackson-Davis vs Indiana (01/10/21)
FT Pct (min 4 made)	1.000 (6-6)	Marcus Carr at Minnesota (2/8/21)
	1.000 (6-6)	Foster Loyer at Michigan St. (02/06/21)
	1.000 (6-6)	Seth Towns at Ohio St. (12/30/20)
	1.000 (5-5)	Marcus Zegarowski at Creighton (12-11-20)
	1.000 (4-4)	Trent Frazier at Illinois (2/25/21)
	1.000 (4-4)	Eric Ayala at Maryland (2/17/21)
	1.000 (4-4)	Aaron Wiggins at Maryland (2/16/21)
	1.000 (4-4)	John Harrar at Penn St. (2/14/21)
	1.000 (4-4)	Nate Reuvers vs Wisconsin (2/10/21)
	1.000 (4-4)	Joshua Langford vs Michigan St. (01/02/21)
	1.000 (4-4)	Nate Reuvers at Wisconsin (12/22/20)
	1.000 (4-4)	Aleem Ford at Wisconsin (12/22/20)
	1.000 (4-4)	Rocky Kreuser vs North Dakota St. (11/28/20)
	1.000 (4-4)	K.J. Hymes vs Nevada (11/26/20)
Rebounds	15	Hunter Dickinson vs Michigan (12/25/20)
	14	John Harrar vs Penn St. (2/23/21)
Assists	8	Connor McCaffery at Iowa (3/4/21)
	8	Andre Curbelo at Illinois (2/25/21)
	8	Donta Scott at Maryland (2/17/21)
	8	Marcus Carr at Minnesota (2/8/21)
Steals	4	Marcus Carr vs Minnesota (2/27/21)
	4	Da'Monte Williams at Illinois (2/25/21)
	4	Jamari Wheeler vs Penn St. (2/23/21)
	4	Ayo Dosunmu vs Illinois (2/12/21)
	4	Mitch Ballock at Creighton (12-11-20)
	4	Marcus Zegarowski at Creighton (12-11-20)
Blocked Shots	4	Luka Garza at Iowa (3/4/21)
	4	Myles Johnson vs Rutgers (3/1/21)
	4	Kofi Cockburn vs Illinois (2/12/21)
Turnovers	7	Collin Warren vs McNeese (11/25/20)
	6	Grant Sherfield vs Nevada (11/26/20)

2020-21 RECORD BY STARTING LINEUP

No.	Starting Lineup	Record
1.	Allen, Banton, Mayen, McGowens, Thorbjarnarson	4-3
2.	Allen, Banton, Mayen, McGowens, Ouedraogo	0-4
3.	Allen, Banton, Mayen, McGowens, Walker	1-9
4.	Banton, Lakes, Mayen, McGowens, Walker	0-1
5.	Banton, Mayen, Thorbjarnarson, Walker, Webster	2-1

RECAPS

-----Nebraska Individual Leaders-----

Date	Opponent	Result	Record (B1G)	Attend.	Points	Rebounds	Assists	Steals
11/25	McNeese State	W, 102-55	1-0 (0-0)	N/A	Allen, McGowens, Banton, Stevenson (14)	Ouedraogo (7)	Banton (6)	Allen, McGowens, Banton (3)
11/26	Nevada	L, 66-69	1-1 (0-0)	N/A	Banton (18)	Banton (7)	Banton (5)	Allen (5)
11/27	North Dakota State	W, 79-57	2-1 (0-0)	N/A	Allen (22)	Banton (9)	Banton (8)	Allen (5)
12/3	South Dakota	W, 76-69	3-1 (0-0)	N/A	Allen (23)	Mayen (12)	Mayen, McGowens (4)	Banton (3)
12/9	Georgia Tech	L, 64-75	3-2 (0-0)	N/A	Webster (20)	Banton, McGowens (9)	Banton (6)	Allen, Banton, Thorbjarnarson (1)
12/11	at No. 8 Creighton	L, 74-98	3-3 (0-0)	N/A	Allen (26)	Allen (9)	Thorbjarnarson (3)	Allen, Banton (2)
12/17	Doane	W, 110-64	4-3 (0-0)	N/A	Allen (16)	Ouedraogo (13)	Banton (10)	Allen, McGowens, Stevenson (2)
12/22	at No. 9 Wisconsin	L, 53-67	4-4 (0-1)	N/A	Banton (15)	Banton (8)	Banton (4)	Mayen (2)
12/25	No. 19 Michigan	L, 69-80	4-5 (0-2)	N/A	Allen (25)	Ouedraogo, Allen (6)	Banton (3)	McGowens (3)
12/30	at No. 25 Ohio State	L, 54-90	4-6 (0-3)	N/A	Allen (13)	Banton (8)	Allen (2)	Thorbjarnarson (2)
1/2	No. 17 Michigan State	L, 77-84	4-7 (0-4)	N/A	Allen (23)	Allen (6)	Banton (4)	Mayen, Ouedraogo, McGowens, Allen (1)
1/10	Indiana	L, 77-84	4-8 (0-5)	N/A	Allen (21)	Allen, McGowens, Banton (6)	Banton (7)	McGowens, Walker (2)
2/6	at Michigan State	L, 56-66	4-9 (0-6)	N/A	McGowens (13)	Banton (6)	McGowens (3)	McGowens (3)
2/8	at Minnesota	L, 61-78	4-10 (0-7)	N/A	Mayen (15)	Mayen, McGowens, Stevenson (6)	Banton (6)	Six players (1)
2/10	No. 21 Wisconsin	L, 48-61	4-11 (0-8)	N/A	Mayen (14)	Banton (10)	Banton (5)	Walker, Stevenson (2)
2/12	No. 6 Illinois	L, 72-77 (ot)	4-12 (0-9)	N/A	Mayen (16)	Walker, Allen (8)	Walker (3)	Thorbjarnarson (2)
2/14	at Penn State	W, 62-61	5-12 (1-9)	N/A	Allen (14)	Allen (6)	Banton (6)	McGowens (3)
2/16	at Maryland	L, 50-64	5-13 (1-10)	N/A	Allen (18)	Allen (5)	Banton (3)	McGowens (3)
2/17	at Maryland	L, 71-79	5-14 (1-11)	N/A	Allen (25)	Banton (7)	Banton (4)	Walker, Stevenson (1)
2/20	Purdue	L, 58-75	5-15 (1-12)	N/A	Stevenson (10)	Ouedraogo (8)	Thorbjarnarson (4)	Five players (1)
2/23	Penn State	L, 83-86	5-16 (1-13)	N/A	Allen (41)	Allen (8)	Allen (6)	McGowens, Thorbjarnarson (2)
2/25	at No. 5 Illinois	L, 70-86	5-17 (1-14)	N/A	McGowens (18)	Walker (5)	Thorbjarnarson (2)	McGowens (2)
2/27	Minnesota	W, 78-74	6-17 (2-14)	N/A	Banton (14)	Walker (9)	McGowens (5)	McGowens, Allen, Webster (2)
3/1	Rutgers	W, 72-51	7-17 (3-14)	N/A	Mayen (25)	Thorbjarnarson (7)	McGowens, Thorbjarnarson (5)	Thorbjarnarson (4)
3/4	at No. 5 Iowa	L, 64-102	7-18 (3-15)	N/A	Webster (17)	Mayen (13)	Thorbjarnarson (5)	McGowens, Thorbjarnarson, Ouedraogo (1)

THE LAST TIME...

	Nebraska...	A Nebraska Opponent...
Scored 100 or more points.....	110; vs. Doane, 12/17/20	104; at Iowa, 3/4/2021
Scored 90 or more points.....	110; vs. Doane, 12/17/20	90; at Ohio State, 12/30/2020
Scored 41 to 50 points.....	48; Wisconsin, 2/10/21	50; Northwestern, 2/16/19
Scored 40 or fewer points.....	38; at Oregon, 12/15/12	38; Southwest Minnesota State, 12/28/18
Shot 70% from the field.....	.723; vs. UNC Wilmington 12/5/97 (34-47)	.723; Kansas, 2/2/85 (34-47)
Shot 60% from the field.....	.628; vs. Northwestern, 2/3/15 (27-43)	.630; Michigan, 3/5/17 (34-54)
Shot 90% from the free throw line (Min 10 attempts).....	.909; vs. Southwest Minnesota State, 12/28/18 (10-11)	.900; at Maryland, 2/16/21 (9-10)
Made 10, 3-Point Field Goals.....	12; at Iowa, 3/4/2021 (12-36)	16; at Iowa, 3/4/2021 (16-43)
Had 60 rebounds.....	60; vs. Oral Roberts, 12/22/99	62; Colorado, 2/15/75
Had 50 rebounds.....	55; vs. Doane (12/17/20)	51, North Dakota State, 11/28/20
Had 30 assists.....	35, vs. Northeastern Illinois, 12/21/94	32; at Minnesota, 3/8/20
Had 15 steals.....	16, vs. McNeese State, 11/25/20	16; at Creighton, 12/11/2020
Had 10 blocked shots.....	14; at Northwestern, 1/2/18	12; vs. Indiana (BTT), 3/11/20
Had 10 or fewer turnovers.....	9; vs. Indiana (1/10/20)	8; at Iowa, 3/4/2021
Had 20 or more turnovers.....	20;	22; at Michigan State, 2/6/21
Had three players with 20 points.....	vs. Iowa, 3/10/19	Michigan, 1/14/17
.....	(Palmer Jr. 27; Watson Jr. 23; Roby 23)	(Wagner 23, Irvin 21, Walton 20)
Had three players with 10 rebounds.....	vs. Texas Tech, 1/19/00	at Kansas, 1/9/02
.....	(Bradford 16, Ffriend 12, Truscott 11)	(Collision 13, Gooden 12, Simien 10)
Had five players reach double-figure points.....	vs. Minnesota, 2/27/21	Penn State
.....	(Banton-14; Walker-12; McGowens-11; Webster-10; Thorbjarnarson-10)	(Jones-29; Dread-16; Wheeler-13; Brockington-11; Harrer-10)
Had a player score 40 points.....	41; Teddy Allen vs. Penn State 2/23/21	41; Jarrius Jackson, Texas Tech, 2/18/06
Had a player score 30 points.....	41; Teddy Allen vs. Penn State 2/23/21	31; Ayo Dosunmu, Illinois, 2/12/21
Had a player grab 15 rebounds.....	19; Yvan Ouedraogo, 3/1/20	15; Hunter Dickinson, Michigan, 12/25/20
Had a player dish out 10 assists.....	10; Dalano Banton, 12/17/20	11; Marcus Carr, at Minnesota, 3/8/20
Had a player collect five steals.....	5; Teddy Allen vs. North Dakota State, 11/28/20	7; Josh Reeves, Penn State, 2/25/18
Had a player block five shots.....	5; Isaiah Roby vs. Maryland, 2/6/18	5; E.J. Liddel, Ohio State, 2/27/20
Had a player with a triple double.....	13 pt/11 reb/10 asst.; Dalano Banton vs. Doane, 12/17/20	

MISC REVIEW

Nebraska Record When:	All (W)	All (L)	H (W)	H (L)	A (W)	A (L)							
Ahead at Halftime	6	1	6	1	0	0	Rebounds are Even	0	1	0	0	0	1
Behind at Halftime	0	17	0	9	0	8	Committing More TOs than Opp	4	11	3	5	1	6
Tied at Halftime	1	0	0	0	1	0	Committing Fewer TOs than Opp	3	6	3	4	0	2
Bench Outscores Opponent's	4	8	3	5	1	3	Turnovers are Even	0	1	0	1	0	0
Opponent Bench Outscores NU	3	9	3	5	0	4	Leading with 5:00 left	7	1	6	1	1	0
Bench scoring is even	0	1	0	0	0	1	Trailing with 5:00 left	0	15	0	7	0	8
Shooting 50% or Better	4	1	4	1	0	0	Tied with 5:00 left	0	2	0	2	0	0
Shooting Under 50%	3	17	2	9	1	8	In Overtime	0	0	0	0	0	0
Opp. Shoots 50% or Better	1	4	0	2	1	2	Scoring 80 or more points	2	1	2	1	0	0
Opp. Shoots Under 50%	6	14	6	8	0	6	Scoring 61 to 79 points	5	11	4	6	1	5
Outshooting Opponent (pct.)	7	2	6	2	1	0	Scoring 60 or fewer points	0	6	0	3	0	3
Outshot by Opponent (pct.)	0	16	0	8	0	8	Allowing 80 or more points	0	8	0	4	0	4
Shooting is even	0	0	0	0	0	0	Allowing 61 to 79 points	3	10	2	6	1	4
Outrebounding Opponent	5	5	5	4	0	1	Allowing 60 or fewer points	4	0	4	0	0	0
Outrebounded by Opponent	2	12	1	6	1	6							

MISC REVIEW

Biggest margin of victory	47, McNeese State (11/25)	Biggest halftime lead surrendered in loss	3, Nevada (11/26)
Biggest margin of defeat	38, at Iowa (3/4)	Largest lead at any time	48, Doane (12/17)
Largest deficit overcome in win	8, at Penn State (2/12)	Largest deficit at any time	41, at Ohio State (12/30)
Largest halftime deficit overcome in win	None	Largest runs without opponent scoring	17, McNeese State (11/25)
Largest lead surrendered in loss	10, Nevada (11/26); at Wisconsin (12/22)	Largest opponent run without NU scoring	16, at Wisconsin (12/22)

SPECIALITY STATS

Opponent	NU-Opp Paint	NU-Opp off TO	NU-Opp 2nd Ch.	NU-Opp Bench	Largest Lead	Largest Deficit	Tip	1st Sub(s)
McNeese State	50-26	43-8	12-6	39-19	50 (2nd, 0:02)	-	W	Webster
Nevada	18-30	20-9	13-8	24-18	10 (2nd, 9:34)	9 (1st, 1:26)	L	Stevenson
North Dakota State	40-28	17-9	9-24	11-26	26 (2nd, 0:43)	-	L	Webster
South Dakota	24-18	12-16	8-6	24-12	18 (2nd, 6:01)	5 (1st, 15:24)	L	Stevenson
Georgia Tech	28-26	6-15	17-12	22-13	6 (2nd, 15:21)	13 (2nd, 0:59)	W	Webster
at No. 8 Creighton	26-40	13-38	9-12	11-29	3 (1st, 3:41)	27 (2nd, 6:42)	L	Ouedraogo
Doane	54-10	20-6	17-8	61-30	48 (2nd, 0:32)	1 (1st, 15:52)	W	Stevenson, Lakes, Webster
at No. 9 Wisconsin	20-22	9-10	3-8	6-12	10 (1st, 5:48)	18 (2nd, 4:55)	L	Thorbjarnarson
No. 19 Michigan	30-42	10-12	6-11	4-13	4 (1st, 15:34)	13 (2nd, 11:47)	L	Thorbjarnarson
at No. 25 Ohio State	22-30	2-21	14-15	18-48	2 (1st, 18:16)	41 (2nd, 9:41)	L	Andre
No. 17 Michigan State	36-32	15-16	9-14	13-26	3 (1st, 16:58)	17 (2nd, 17:34)	W	Thorbjarnarson, Webster
Indiana	34-34	10-11	3-16	10-15	3 (2nd, 7:57)	18 (1st, 10:03)	W	Andre
at Michigan State	36-16	17-9	5-7	20-20	1 (1st, 11:06)	16 (2nd, 16:33)	L	Ouedraogo
at Minnesota	30-26	13-19	7-11	26-20	-	20 (2nd, 0:48)	L	Ouedraogo
No. 21 Wisconsin	24-22	6-15	5-9	9-23	8 (1st, 10:01)	16 (2nd, 5:11)	L	Stevenson, Andre
No. 6 Illinois	32-38	10-7	18-9	16-5	9 (1st, 17:01)	5 (2nd, 15:39)	L	Stevenson, Andre
at Penn State	34-16	10-15	2-10	21-10	11 (2nd, 8:19)	8 (1st, 10:52)	L	Andre
at Maryland	14-24	4-11	2-8	9-15	5 (1st, 7:30)	15 (2nd, 1:48)	W	Andre, Webster
at Maryland	20-20	4-13	8-15	20-16	4 (1st, 14:47)	21 (2nd, 4:42)	W	Andre
Purdue	26-36	13-15	8-8	37-32	3 (2nd, 15:28)	18 (2nd, 2:36)	L	Andre
Penn State	34-24	13-25	3-16	13-7	3 (11st, 11:32)	10 (2nd, 12:39)	L	Webster, Thorbjarnarson, Andre
at No. 5 Illinois	32-46	12-14	4-12	34-29	-	21 (2nd; 3:51)	L	Andre, Thorbjarnarson
Minnesota	38-24	14-24	4-9	26-4	13 (2nd, 8:13)	3 (1st, 17:10)	W	Banton
Rutgers	38-32	17-12	8-6	16-17	30 (2nd, 8:54)	-	L	Andre
at No. 5 Iowa	18-40	5-25	2-14	28-45	-	39 (2nd, 1:28)	L	Andre

NEBRASKA SEASON/CAREER BESTS

#2 TREY MCGOWENS

Points
Season: 20 vs. Michigan State (1/2)
Career: Same

Rebounds
Season: 9 vs. Georgia Tech (12/9)
Career: Same

Field Goals
Season: 7 North Dakota State (11/28); at Illinois (2/25)
Career: Same

Field Goal Attempts
Season: 20 vs. Illinois (2/12)
Career: Same

3-Point Field Goals
Season: 3 at Creighton (12/11)
Career: Same

3-Point Field Goal Attempts
Season: 6 vs. Penn State (2/23)
Career: Same

Free Throws
Season: 6 vs. South Dakota (12/1); vs. Michigan State (1/2)
Career: Same

Free Throw Attempts
Season: 9 at Wisconsin (12/22/20)
Career: Same

Assists
Season: 6 vs. Indiana (1/10)
Career: Same

Steals
Season: 3 five times, last at Maryland (2/16)
Career: Same

Blocks
Season: 1 North Dakota State (11/28); at Penn State (2/12)
Career: Same

Minutes Played
Season: 35 vs. Illinois (2/12)
Career: Same

#3 ELIJAH WOOD

Points
Season: 8 vs. Doane (12/17)
Career: Same

Rebounds
Season: 3 vs. Doane (12/17)
Career: Same

Field Goals
Season: 3 vs. Doane (12/17)
Career: Same

Field Goal Attempts
Season: 5 vs. Doane (12/17)
Career: Same

3-Point Field Goals
Season: 2 vs. Doane (12/17)
Career: Same

3-Point Field Goal Attempts
Season: 4 vs. Doane (12/17)
Career: Same

Free Throws
Season: None
Career: Same

Free Throw Attempts
Season: None
Career: Same

Assists
Season: 2 vs. McNeese State (11/25)
Career: Same

Steals
Season: 1 three times last vs. Rutgers (3/1)
Career: Same

Blocks
Season: None
Career: Same

Minutes Played
Season: 12 vs. Doane (12/17)
Career: Same

#4 SHAMIEL STEVENSON

Points
Season: 14 vs. McNeese State (11/25); at Minnesota (2/8/21)
Career: Same

Rebounds
Season: 6 three times, last vs. Purdue (2/20)
Career: Same

Field Goals
Season: 5 at Minnesota (2/8/21)
Career: Same

Field Goal Attempts
Season: 10 at Minnesota (2/8/21)
Career: Same

3-Point Field Goals
Season: 1 six times, last vs. Minnesota (2/27)
Career: Same

3-Point Field Goal Attempts
Season: 3 at Creighton (12/11); vs. Purdue (2/20)
Career: Same

Free Throws
Season: 6 vs. McNeese State (11/25)
Career: Same

Free Throw Attempts
Season: 8 vs. McNeese State (11/25)
Career: Same

Assists
Season: 3 vs. Doane (12/17)
Career: Same

Steals
Season: 2 three times, last vs. Wisconsin (2/10)
Career: Same

Blocks
Season: 2 at Minnesota (2/8/21)
Career: Same

Minutes Played
Season: 31 at Minnesota (2/8/21)
Career: Same

#10 KOBE WEBSTER

Points
Season: 20 vs. Georgia Tech (12/9)
Career: Same

Rebounds
Season: 5 vs. Rutgers (3/1)
Career: Same

Field Goals
Season: 7 vs. Georgia Tech (12/9)
Career: Same

Field Goal Attempts
Season: 12 at Iowa (3/4)
Career: Same

3-Point Field Goals
Season: 6 vs. Georgia Tech (12/9)
Career: Same

3-Point Field Goal Attempts
Season: 8 vs. Purdue (2/20); at Iowa (3/4)
Career: Same

Free Throws
Season: 3 vs. Nevada (11/26)
Career: Same

Free Throw Attempts
Season: 4 vs. Nevada (11/26)
Career: Same

Assists
Season: 4 vs. Minnesota (2/27)
Career: Same

Steals
Season: 3 vs. Nevada (11/26)
Career: Same

Blocks
Season: 1 at Creighton (12/11)
Career: Same

Minutes Played
Season: 35 vs. Michigan State (1/2)
Career: Same

#11 LAT MAYEN

Points
Season: 25 vs. Rutgers (3/1)
Career: Same

Rebounds
Season: 13 at Iowa (3/4)
Career: Same

Field Goals
Season: 9 vs. Rutgers (3/1)
Career: Same

Field Goal Attempts
Season: 12 three times, last at Iowa (3/4)
Career: Same

3-Point Field Goals
Season: 5 vs. Indiana (1/10); vs. Rutgers (3/1)
Career: Same

3-Point Field Goal Attempts
Season: 9 vs. Nevada (11/26); vs. Indiana (1/10)
Career: Same

Free Throws
Season: 3 vs. Illinois (2/12); at Maryland (2/17)
Career: Same

Free Throw Attempts
Season: three times, last at Maryland (2/17)
Career: Same

Assists
Season: 4 vs. South Dakota (12/1)
Career: Same

Steals
Season: 2 at Wisconsin (12/22)
Career: Same

Blocks
Season: 3 at Wisconsin (12/22/20)
Career: Same

Minutes Played
Season: 37 vs. Illinois (2/12)
Career: Same

#13 DERRICK WALKER

Points
Season: 14 vs. Rutgers (3/1)
Career: Same

Rebounds
Season: 9 vs. Minnesota (2/27)
Career: Same

Field Goals
Season: 7 vs. Rutgers (3/1)
Career: Same

Field Goal Attempts
Season: 11 vs. Rutgers (3/1)
Career: Same

3-Point Field Goals
Season: None
Career: Same

3-Point Field Goal Attempts
Season: 1 at Maryland (2/16)
Career: Same

Free Throws
Season: 2 at Michigan State (2/6/21); at Minnesota (2/8/21)
Career: Same

Free Throw Attempts
Season: 4 at Michigan State (2/6/21); at Minnesota (2/8/21)
Career: Same

Assists
Season: 3 vs. Illinois (2/12)
Career: Same

Steals
Season: 2 vs. Indiana (1/10); vs. Wisconsin (2/10)
Career: Same

Blocks
Season: 3 vs. Minnesota (2/27)
Career: Same

Minutes Played
Season: 27 vs. Penn State (2/23)
Career: Same

#14 TREVOR LAKES

Points
Season: 12 vs. Doane (12/17)
Career: Same

Rebounds
Season: 6 vs. Doane (12/17)
Career: Same

Field Goals
Season: 4 vs. Doane (12/17)
Career: Same

Field Goal Attempts
Season: 6 at Iowa (3/4)
Career: Same

3-Point Field Goals
Season: 4 vs. Doane (12/17)
Career: Same

3-Point Field Goal Attempts
Season: 6 at Iowa (3/4)
Career: Same

Free Throws
Season: 3 at Iowa (3/4)
Career: Same

Free Throw Attempts
Season: 3 at Iowa (3/4)
Career: Same

Assists
Season: 2 vs. Doane (12/17)
Career: Same

Steals
Season: 1 at Ohio State (12/30)
Career: Same

Blocks
Season: 1 at Wisconsin (12/22/20)
Career: Same

Minutes Played
Season: 26 vs. Doane (12/17)
Career: Same

#21 JACE PIATKOWSKI

Points
Season: 3 vs. McNeese State (11/25)
Career: Same

Rebounds
Season: 1 North Dakota State (11/28); at Illinois (2/25)
Career: Same

Field Goals
Season: vs. McNeese State (11/25)
Career: Same

Field Goal Attempts
Season: 1 vs. McNeese State (11/25)
Career: Same

3-Point Field Goals
Season: 1 vs. McNeese State (11/25)
Career: Same

3-Point Field Goal Attempts
Season: 1 vs. McNeese State (11/25)
Career: Same

Free Throws
Season: 1 at Maryland (2/16)
Career: Same

Free Throw Attempts
Season: 2 at Maryland (2/16)
Career: Same

Assists
Season: None
Career: Same

Steals
Season: None
Career: Same

Blocks
Season: None
Career: Same

Minutes Played
Season: 4 vs. McNeese State (11/25)
Career: Same

NEBRASKA SEASON/CAREER BESTS

#24 YVAN OUEDRAOGO

Points
Season: 13 vs. Doane (12/17)
Career: same

Rebounds
Season: 3 vs. Doane (12/17)
Career: 19 vs. Northwestern (3/1)

Field Goals
Season: 3 five times, last vs. Purdue (2/20)
Career: 5 at Illinois (2/24/20); vs. Northwestern (3/1)

Field Goal Attempts
Season: 12 vs. McNeese State (11/25)
Career: same

3-Point Field Goals
Season: None
Career: Same

3-Point Field Goal Attempts
Season: None
Career: Same

Free Throws
Season: 7 vs. Doane (12/17)
Career: same

Free Throw Attempts
Season: 10 vs. Doane (12/17)
Career: same

Assists
Season: 2 at Creighton (12/11)
Career: 3 vs. Iowa (1/7/20)

Steals
Season: 2 vs. McNeese State (11/25)
Career: 2 five times, last vs. McNeese State (11/25)

Blocks
Season: 2 three times, last at Wisconsin (12/22/20)
Career: 2, five times, last at Wisconsin (12/22/20)

Minutes Played
Season: 29 vs. Michigan (12/25/20)
Career: 38 vs. Northwestern (3/1)

#33 AKOL AROP

Points
Season: None
Career: 5 at Michigan (3/5/20); at Minnesota (3/8/20)

Rebounds
Season: None
Career: 6 at Michigan (3/5/20)

Field Goals
Season: None
Career: 2 four times, last at Minnesota (3/8/20)

Field Goal Attempts
Season: None
Career: 5 at Michigan (3/5/20)

3-Point Field Goals
Season: None
Career: 1 vs. UC Riverside (11/5/20); at Minnesota (3/8/20)

3-Point Field Goal Attempts
Season: None
Career: 2 at Creighton (12/7/20)

Free Throws
Season: None
Career: 2 at Creighton (12/7/20); Michigan State (2/20/20)

Assists
Season: None
Career: 1 vs. Penn State (2/1/20)

Steals
Season: None
Career: 1 four times, last at Minnesota (3/8/20)

Blocks
Season: None
Career: 2 vs. Indiana (3/11/20)

Minutes Played
Season: None
Career: 20 at Michigan (3/5/20); at Minnesota (3/8/20)

#34 THORIR THORBARNARSON

Points
Season: 10 vs. Minnesota (2/27)
Career: 17 three times, last at Rutgers (1/24/20)

Rebounds
Season: 7 vs. Georgia Tech (12/9); vs. Rutgers (3/1)
Career: 10 vs. Wisconsin (1/29/18)

Field Goals
Season: 3 six times, last vs. Minnesota (2/27)
Career: 7 at Indiana (12/13/19)

Field Goal Attempts
Season: 9 vs. McNeese State (11/25)
Career: 12 at Indiana (12/13/20)

3-Point Field Goals
Season: 3 vs. Purdue (2/20)
Career: 5 at Ohio State (1/14/20); at Rutgers (1/24/20)

3-Point Field Goal Attempts
Season: 6 vs. Purdue (2/20)
Career: 8 three times, last at Maryland (2/11/20)

Free Throws
Season: 3 vs. Minnesota (2/27)
Career: 5 vs. Purdue (12/15/19)

Free Throw Attempts
Season: 4 vs. Minnesota (2/27)
Career: 6 vs. Purdue (12/15/19)

Assists
Season: 5 three times, last at Iowa (3/4)
Career: 5 four times, last at Iowa (3/4)

Steals
Season: 4 vs. Rutgers (3/1)
Career: 5 vs. Maryland (3/14/19)

Blocks
Season: 2 vs. Purdue (2/20)
Career: 2 three times, last vs. Purdue (2/20)

Minutes Played
Season: 34 vs. Rutgers (3/1)
Career: 42 vs. Northwestern (3/1/20)

#35 EDUARDO ANDRE

Points
Season: 9 vs. Doane (12/17)
Career: Same

Rebounds
Season: 6 vs. Minnesota (2/27)
Career: Same

Field Goals
Season: 4 vs. Doane (12/17)
Career: Same

Field Goal Attempts
Season: 5 at Illinois (2/25)
Career: Same

3-Point Field Goals
Season: None
Career: Same

3-Point Field Goal Attempts
Season: None
Career: Same

Free Throws
Season: 2 vs. Illinois (2/12)
Career: Same

Free Throw Attempts
Season: 3 at Illinois (2/25)
Career: Same

Assists
Season: 2 at Minnesota (2/8/21); at Iowa (3/4)
Career: Same

Steals
Season: 2 at Maryland (2/16)
Career: Same

Blocks
Season: 2 vs. Doane (12/17)
Career: Same

Minutes Played
Season: 15 at Iowa (3/4)
Career: Same

#44 BRET PORTER

Points
Season: None
Career: Same

Rebounds
Season: 1 vs. McNeese State (11/25)
Career: Same

Field Goals
Season: None
Career: Same

Field Goal Attempts
Season: None
Career: Same

3-Point Field Goals
Season: None
Career: Same

3-Point Field Goal Attempts
Season: None
Career: Same

Free Throws
Season: None
Career: Same

Free Throw Attempts
Season: None
Career: Same

Assists
Season: 1 at Iowa (3/4)
Career: Same

Steals
Season: None
Career: Same

Blocks
Season: 1 vs. North Dakota State (11/28)
Career: Same

Minutes Played
Season: 3 vs. McNeese State (11/25)
Career: Same

#45 DALANO BANTON

Points
Season: 18 vs. Nevada (11/26)
Career: Same

Rebounds
Season: 11 vs. Doane (12/17)
Career: Same

Field Goals
Season: 7 vs. Michigan (12/25/20)
Career: Same

Field Goal Attempts
Season: 17 vs. Nevada (11/26)
Career: Same

3-Point Field Goals
Season: 3 three times, last at Maryland (2/17)
Career: Same

3-Point Field Goal Attempts
Season: 11 vs. Nevada (11/26)
Career: Same

Free Throws
Season: 6 vs. McNeese State (11/25)
Career: Same


Free Throw Attempts
Season: 8 vs. McNeese State (11/25)
Career: Same

Assists
Season: 10 vs. Doane (12/17)
Career: Same

Steals
Season: 3 three times, last vs. Rutgers (3/1)
Career: Same

Blocks
Season: 4 vs. McNeese State (11/25)
Career: Same

Minutes Played
Season: 37 vs. Nevada (11/26)
Career: Same



#2 TREY MCGOWENS | 6-4 | 191 | Jr. | G | Pendleton, S.C.

CAREER STATS

Year	GP	GS	Min	Avg	Total			3FG			FT			Rebounds				PF	FO	Ast	TO	Blk	Stl	Pts	Avg
					FG	FGA	Pct	3FG	3FGA	Pct	FT	FTA	Pct	Off	Def	Tot	Avg								
2018-19*	33	32	918	27.8	113	271	.417	32	98	.327	126	165	.764	20	85	105	3.2	93	3	55	80	3	64	384	11.6
2019-20*	33	32	1110	33.6	124	338	.367	41	132	.311	91	126	.722	15	93	108	3.3	78	1	118	94	2	63	380	11.5
2020-21	25	25	709	28.4	87	225	.387	26	69	.377	60	94	.638	12	83	95	3.8	63	1	54	58	4	35	260	10.4
TOTAL	25	25	709	28.4	87	225	.387	26	69	.377	60	94	.638	12	83	95	3.8	63	1	54	58	4	35	260	10.4
All*	58	57	1627	28.1	200	496	.403	58	167	.347	186	259	.718	32	168	200	3.4	156	4	109	138	7	99	644	11.1

*-Statistics from Pittsburgh

2020-21 GAME BY GAME

Opponent	Date	GS	Min	TOTAL			3-PTS			FT			REBOUNDS				PF	FO	A	TO	Blk	Stl	Pts	Avg	
				FG	FGA	Pct	3FG	FGA	Pct	FT	FTA	Pct	Off	Def	Tot	Avg									
McNeese State	11/25/20	*	19	5	9	.556	2	2	1.000	2	3	.667	1	2	3	3.0	3	0	3	2	0	3	14	14.0	
Nevada	11/26/20	*	23	0	5	.000	0	3	.000	0	0	.000	1	1	2	2.5	4	0	2	2	0	0	0	7.0	
North Dakota State	11/28/20	*	34	7	14	.500	2	5	.400	3	4	.750	1	4	5	3.3	2	0	1	3	1	1	19	11.0	
South Dakota	12/1/20	*	30	3	9	.333	1	4	.250	6	7	.857	0	6	6	4.0	4	0	0	2	0	1	13	11.5	
Georgia Tech	12/9/20	*	32	2	9	.222	0	3	.000	2	6	.333	1	8	9	5.0	5	1	1	3	0	0	6	10.4	
at No. 8 Creighton	12/11/20	*	28	5	7	.714	3	3	1.000	2	5	.400	0	2	2	4.5	2	0	0	4	0	1	15	11.2	
Doane	12/17/20	*	21	4	9	.444	0	3	.000	0	1	.000	0	1	1	4.0	0	0	3	0	0	2	8	10.7	
at No. 9 Wisconsin	12/22/20	*	30	2	7	.286	1	2	.500	5	9	.556	2	4	6	4.3	2	0	0	1	0	1	10	10.6	
No. 19 Michigan	12/25/20	*	29	4	11	.364	2	2	1.000	5	6	.833	0	4	4	4.2	3	0	1	0	0	3	15	11.1	
at No. 25 Ohio State	12/30/20	*	26	2	5	.400	1	2	.500	1	2	.500	1	0	1	3.9	1	0	0	3	0	1	6	10.6	
No. 17 Michigan State	1/2/21	*	33	6	10	.600	2	2	1.000	6	7	.857	0	5	5	4.0	4	0	2	3	0	1	20	11.5	
Indiana	1/10/21	*	37	3	10	.300	0	2	.000	4	5	.800	1	5	6	4.2	3	0	6	1	0	2	10	11.3	
at Michigan State	2/6/21	*	32	5	9	.556	0	1	.000	3	5	.600	0	4	4	4.2	2	0	3	3	0	3	13	11.5	
at Minnesota	2/8/21	*	30	2	9	.222	0	1	.000	3	5	.600	2	4	6	4.3	3	0	3	3	0	1	7	11.1	
No. 21 Wisconsin	2/10/21	*	29	2	8	.250	0	1	.000	2	4	.500	0	4	4	4.3	0	0	2	2	0	1	6	10.8	
No. 6 Illinois	2/12/21	*	35	5	20	.250	1	4	.250	4	6	.667	2	3	5	4.3	3	0	2	3	0	1	15	11.1	
at Penn State	2/14/21	*	23	4	9	.444	1	3	.333	1	1	1.000	0	2	2	4.2	1	0	4	3	1	3	10	11.0	
at Maryland	2/16/21	*	28	2	8	.250	1	5	.200	0	0	.000	0	0	0	3.9	2	0	0	2	0	3	5	10.7	
at Maryland	2/17/21	*	22	0	5	.000	0	2	.000	0	0	.000	0	5	5	4.0	3	0	2	3	0	0	0	10.1	
Purdue	2/20/21	*	31	3	5	.600	2	2	1.000	1	2	.500	0	2	2	3.9	1	0	3	2	0	0	9	10.1	
Penn State	2/23/21	*	30	5	12	.417	2	6	.333	5	8	.625	0	4	4	3.9	4	0	3	4	1	2	17	10.4	
at No. 5 Illinois	2/25/21	*	26	6	16	.375	1	4	.250	3	4	.750	0	4	4	3.9	4	0	1	2	0	2	16	10.6	
Minnesota	2/27/21	*	31	5	7	.714	1	1	1.000	0	2	.000	0	4	4	3.9	4	0	5	2	0	2	11	10.7	
Rutgers	3/1/21	*	26	4	5	.800	2	2	1.000	2	2	1.000	0	3	3	3.9	1	0	5	1	0	0	12	10.7	
at No. 5 Iowa	3/4/21	*	25	1	7	.143	1	4	.250	0	0	.000	0	2	2	3.8	2	0	0	5	1	1	3	10.4	
Totals			25	709	87	225	.387	26	69	.377	60	94	.638	12	83	95	3.8	63	1	54	58	4	35	260	10.4

NOTING MCGOWENS


- Athletic guard who is among the Big Ten leaders in steals (1.4 spg) in his first season at Nebraska
- Struggled in the loss to Iowa with three points on 1-of-7 shooting and two rebounds
- Tallied 12 points on 4-of-5 shooting and five assists in the win over Rutgers
- Played well against Minnesota with 11 points on 5-of-7 shooting, along with five assists and four rebounds
- Led NU with 16 points along with four rebounds and two steals at No. 5 Illinois
- Totaled 17 points, four rebounds, three assists and two steals vs. Penn State
- Tallied 15 points and five rebounds against No. 6 Illinois
- Led NU in points (13), assists (three) and steals (three) in the loss at Michigan State
- Totaled 10 points, six rebounds and a career-high six assists and a pair of steals against Indiana
- Posted his first 20-point game as a Husker with 20 points on 6-of-10 shooting, including 2-of-2 from 3-point range, and five rebounds against No. 17 Michigan State
- Tallied 15 points, including a pair of 3-pointers, four rebounds and a game-high three steals vs. No. 19 Michigan
- Had 15 points, including 3-of-3 from 3-point range, and a steal on 28 minutes vs. No. 8 Creighton
- Scored 19 points, including a pair of 3-pointers and added five rebounds vs. North Dakota State
- Tied for team-high honors with 14 points while adding three assists and three steals in a win over McNeese State
- Was a two-year starter at Pittsburgh, starting 64 of 66 games at the school
- Averaged 11.5 points, 3.6 assists, 3.3 rebounds and 1.9 steals per game, as he ranked among ACC leaders in steals (fourth), assists (10th), assist-to-turnover ratio (15th, 1.26-to-1) and minutes played (13th, 33.8 per game)
- Posted 20 double-figure scoring games, including three games of at least 20 points
- Started 32 games as a freshman, averaging 11.6 points, 3.2 rebounds, 1.9 steals and 1.7 assists per game, finishing third in the ACC in steals per game
- Reached double figures 17 times and tied or set three single-game Pitt freshman records, including points (33), steals (7) and free throws (18)
- Scored a career-high 33 points against Louisville, going 12-of-19 from the field against the Cardinals
- Attended Hargrave (Va.) Military Academy as a senior, averaging 18.4 ppg, 6.3 apg, 5.4 rpg and 3.2 spg
- Led Wren (S.C.) High School to a 25-3 record and the AAAA State Championship game in 2017 after averaging 18.3 ppg, 6.8 apg, 4.3 rpg and 3.6 spg
- His father (Bobby) played football at Clemson before transferring to South Carolina State to play both football and basketball, finishing as the school's all-time receiving leader and helped the school make two NCAA Tournament appearances
- His mother (Pam) played basketball at Western Carolina and is a high school basketball coach

MISC. STATS

Category	2020-21	Career
Double-Figure Scoring	15	52
Double-Figure Rebounding	0	0
Double-Figure Assists	0	0
Double-Doubles	0	0
Led NU in Scoring	3	3
Led NU in Rebounding	3	3
Led NU in Assists	3	3
20+ Point Games	1	8
30+ Point Games	0	3

TOP PERFORMANCES OF 2020-21

Category	No.	Opponent (Date)
Points	20	Michigan State (1/2)
	19	North Dakota State (11/28)
Rebounds	9	Georgia Tech (12/9)
	6	at Minnesota (2/8)
	6	Indiana (1/10)
	6	South Dakota (12/1)
Assists	6	at Wisconsin (12/22)
	6	Indiana (1/10)
	5	Minnesota (2/27)
	5	Rutgers (3/1)
Steals	3	at Maryland (2/16)
	3	at Michigan State (2/6)
	3	McNeese State (11/25)
	3	Michigan (12/25)
	3	at Penn State (2/14)



#3 ELIJAH WOOD | 6-5 | 174 | Fr. | G | Potomac, Md.

CAREER STATS																									
Year	GP	GS	Total										Rebounds				PF	FO	Ast	TO	Blk	Stl	Pts	Avg	
			Min	Avg	FG	FGA	Pct	3FG	3FGA	Pct	FT	FTA	Pct	Off	Def	Tot									Avg
2020-21	13	0	40	3.1	4	14	.286	2	10	.200	0	0	.000	0	5	5	0.4	0	0	3	4	0	4	10	0.8
TOTAL	13	0	40	3.1	4	14	.286	2	10	.200	0	0	.000	0	5	5	0.4	0	0	3	4	0	4	10	0.8

2020-21 GAME BY GAME

Opponent	Date	GS	Min	TOTAL			3-PTS			FT	FTA	Pct	REBOUNDS				PF	FO	A	TO	Blk	Stl	Pts	Avg	
				FG	FGA	Pct	3FG	FGA	Pct				Off	Def	Tot	Avg									
McNeese State	11/25/20	9	9	0	2	.000	0	2	.000	0	0	.000	0	2	2	2.0	0	0	2	0	0	0	0	0	0.0
Nevada	11/26/20	DNP	DNP																						
North Dakota State	11/28/20	2	0	1	.000	0	1	.000	0	0	.000	0	0	0	1.0	0	0	0	1	0	1	0	0	0.0	
South Dakota	12/1/20	DNP	DNP																						
Georgia Tech	12/9/20	DNP	DNP																						
at No. 8 Creighton	12/11/20	2	0	1	.000	0	1	.000	0	0	.000	0	0	0	0.7	0	0	0	1	0	0	0	0	0.0	
Doane	12/17/20	12	3	5	.600	2	4	.500	0	0	.000	0	3	3	1.3	0	0	1	0	0	0	0	8	2.0	
at No. 9 Wisconsin	12/22/20	0	0	0	.000	0	0	.000	0	0	.000	0	0	0	1.0	0	0	0	0	0	0	0	0	1.6	
No. 19 Michigan	12/25/20	DNP	DNP																						
at No. 25 Ohio State	12/30/20	4	0	2	.000	0	2	.000	0	0	.000	0	0	0	0.8	0	0	0	0	0	1	0	0	1.3	
No. 17 Michigan State	1/2/21	DNP	DNP																						
Indiana	1/10/21	DNP	DNP																						
at Michigan State	2/6/21	DNP	DNP																						
at Minnesota	2/8/21	DNP	DNP																						
No. 21 Wisconsin	2/10/21	1	0	0	.000	0	0	.000	0	0	.000	0	0	0	0.7	0	0	0	0	0	0	0	0	1.1	
No. 6 Illinois	2/12/21	DNP	DNP																						
at Penn State	2/14/21	DNP	DNP																						
at Maryland	2/16/21	1	0	0	.000	0	0	.000	0	0	.000	0	0	0	0.6	0	0	0	1	0	0	0	0	1.0	
at Maryland	2/17/21	1	0	0	.000	0	0	.000	0	0	.000	0	0	0	0.6	0	0	0	0	0	0	0	0	0.9	
Purdue	2/20/21	1	0	1	.000	0	0	.000	0	0	.000	0	0	0	0.5	0	0	0	0	0	1	0	0	0.8	
Penn State	2/23/21	DNP	DNP																						
at No. 5 Illinois	2/25/21	2	0	0	.000	0	0	.000	0	0	.000	0	0	0	0.5	0	0	0	0	0	0	0	0	0.7	
Minnesota	2/27/21	DNP	DNP																						
Rutgers	3/1/21	2	1	1	1.000	0	0	.000	0	0	.000	0	0	0	0.4	0	0	0	1	0	1	2	0.8		
at No. 5 Iowa	3/4/21	3	0	1	.000	0	0	.000	0	0	.000	0	0	0	0.4	0	0	0	0	0	0	0	0	0.8	
Totals		0	40	4	14	.286	2	10	.200	0	0	.000	0	5	5	0.4	0	0	3	4	0	4	10	0.8	

NOTING WOOD


- Freshman guard who was originally going to go to Hargrave Military Academy, but reclassified into the class of 2020
- Played the final three minutes at No. 5 Iowa but missed his only attempt from the floor
- Had a steal and a basket in the win over Rutgers
- Saw limited action in both games against Maryland
- Played the final minute against No. 21 Wisconsin
- Had a steal in the final 4:13 at No. 25 Ohio State
- Enjoyed his best game of the year with eight points, including a 3-pointer to beat the first-half buzzer, three rebounds and an assist against Doane
 - Made his debut against McNeese State, dishing out two assists and grabbing a pair of rebounds in nine minutes
 - Spent senior year at Berkmar (Ga.) High School, averaging 10.0 ppg, 2.0 apg and 1.5 spg in helping the school to an 18-10 record and a Class AAAAAA (largest class in Georgia) quarterfinal appearance
 - Averaged 11 ppg, 5.4 rpg, 4.1 apg and 1.8 bpg at Bethesda-Chevy Chase High School, reaching double figures 12 times and dishing out five or more assists eight times
- Chose Nebraska over schools such as Florida, Mississippi, Providence and TCU after reclassifying in June
- Father (Anthony) played at Hampton University, leading the team with 5.4 assists per game in 1988-89

MISC. STATS

Category	2020-21	Career
Double-Figure Scoring	0	0
Double-Figure Rebounding	0	0
Double-Figure Assists	0	0
Double-Doubles	0	0
Led NU in Scoring	0	0
Led NU in Rebounding	0	0
Led NU in Assists	0	0
20+ Point Games	0	0
30+ Point Games	0	0

TOP PERFORMANCES OF 2020-21

Category	No.	Opponent (Date)
Points	8	Doane (12/17)
	2	Rutgers (3/1)
Rebounds	3	Doane (12/17)
	2	McNeese State (11/25)
Assists	2	McNeese State (11/25)



#4 SHAMIEL STEVENSON | 6-6 | 245 | Jr. | G/F | Toronto, Ontario, Canada

CAREER STATS

Year	GP	GS	Min	Avg	Total					Rebounds					PF	FO	Ast	TO	Blk	Stl	Pts	Avg			
					FG	FGA	Pct	3FG	3FGA	Pct	FT	FTA	Pct	Off									Def	Tot	Avg
2017-18*	32	13	761	23.8	95	188	.505	15	40	.375	68	112	.607	27	114	141	4.4	50	2	33	72	8	16	273	8.5
2018-19*	4	0	32	8.0	7	12	.583	1	1	1.000	0	1	.000	0	7	7	1.8	3	0	1	3	1	3	15	3.8
2020-21	25	0	369	14.8	45	102	.441	6	32	.188	44	61	.721	12	49	61	2.4	38	0	15	39	7	16	140	5.6
TOTAL	25	0	369	14.8	45	102	.441	6	32	.188	44	61	.721	12	49	61	2.4	38	0	15	39	7	16	140	5.6
All*	61	13	1162	19.0	147	302	.487	22	73	.301	112	174	.644	39	170	209	3.4	91	2	49	114	16	35	428	7.0

*-Statistics from Pittsburgh

2020-21 GAME BY GAME

Opponent	Date	GS	Min	TOTAL			3-PTS			FT	FTA	Pct	REBOUNDS				PF	FO	A	TO	Blk	Stl	Pts	Avg
				FG	FGA	Pct	3FG	FGA	Pct				Off	Def	Tot	Avg								
McNeese State	11/25/20	22	4	4	1.000	0	0	.000	6	8	.750	3	3	6	6.0	3	0	2	0	0	2	14	14.0	
Nevada	11/26/20	21	3	5	.600	0	1	.000	3	3	1.000	0	3	3	4.5	3	0	0	2	0	0	9	11.5	
North Dakota State	11/28/20	12	1	3	.333	0	2	.000	1	2	.500	0	1	1	3.3	4	0	0	1	0	0	3	8.7	
South Dakota	12/1/20	27	4	7	.571	0	2	.000	3	5	.600	1	3	4	3.5	3	0	1	2	0	2	11	9.3	
Georgia Tech	12/9/20	16	1	2	.500	0	0	.000	0	0	.000	1	2	3	3.4	1	0	0	1	0	0	2	7.8	
at No. 8 Creighton	12/11/20	17	1	6	.167	0	3	.000	0	0	.000	1	2	3	3.3	2	0	1	2	0	0	2	6.8	
Doane	12/17/20	16	1	3	.333	1	2	.500	4	4	1.000	0	1	1	3.0	2	0	3	3	1	2	7	6.9	
at No. 9 Wisconsin	12/22/20	1	0	1	.000	0	1	.000	0	0	.000	0	0	0	2.6	0	0	0	1	0	0	0	6.0	
No. 19 Michigan	12/25/20	4	0	0	.000	0	0	.000	0	0	.000	0	1	1	2.4	1	0	0	0	0	0	0	5.3	
at No. 25 Ohio State	12/30/20	14	1	5	.200	0	3	.000	4	6	.667	0	0	0	2.2	1	0	0	2	1	0	6	5.4	
No. 17 Michigan State	1/2/21	5	0	1	.000	0	0	.000	0	0	.000	0	1	1	2.1	1	0	0	1	0	0	0	4.9	
Indiana	1/10/21	14	2	4	.500	0	0	.000	3	4	.750	0	1	1	2.0	0	0	1	1	0	0	7	5.1	
at Michigan State	2/6/21	19	3	7	.429	0	2	.000	2	4	.500	1	3	4	2.2	1	0	2	3	1	2	8	5.3	
at Minnesota	2/8/21	31	5	10	.500	0	1	.000	4	6	.667	2	4	6	2.4	4	0	0	5	2	1	14	5.9	
No. 21 Wisconsin	2/10/21	13	1	3	.333	0	0	.000	1	2	.500	0	5	5	2.6	2	0	0	2	0	2	3	5.7	
No. 6 Illinois	2/12/21	10	2	3	.667	1	1	1.000	0	0	.000	1	0	1	2.5	0	0	2	3	0	0	5	5.7	
at Penn State	2/14/21	8	1	1	1.000	0	0	.000	0	0	.000	0	2	2	2.5	1	0	0	2	1	1	2	5.5	
at Maryland	2/16/21	15	2	6	.333	0	1	.000	1	2	.500	1	2	3	2.5	3	0	0	0	0	1	5	5.4	
at Maryland	2/17/21	16	3	5	.600	1	2	.500	2	3	.667	0	2	2	2.5	0	0	0	0	0	1	9	5.6	
Purdue	2/20/21	21	3	6	.500	1	3	.333	3	4	.750	1	5	6	2.7	0	0	0	2	0	1	10	5.9	
Penn State	2/23/21	7	0	2	.000	0	1	.000	0	0	.000	0	0	0	2.5	0	0	1	1	0	1	0	5.6	
at No. 5 Illinois	2/25/21	19	4	8	.500	1	5	.200	3	4	.750	0	1	1	2.5	2	0	0	1	0	0	12	5.9	
Minnesota	2/27/21	16	1	5	.200	1	1	1.000	2	2	1.000	0	4	4	2.5	2	0	1	2	1	0	5	5.8	
Rutgers	3/1/21	10	1	2	.500	0	0	.000	0	0	.000	0	2	2	2.5	1	0	1	1	0	0	2	5.7	
at No. 5 Iowa	3/4/21	16	1	3	.333	0	1	.000	2	2	1.000	0	1	1	2.4	1	0	0	1	0	0	4	5.6	
Totals		0	369	45	102	.441	6	32	.188	44	61	.721	12	49	61	2.4	38	0	15	39	7	16	140	5.6

NOTING STEVENSON


- Transfer who provides a physical presence and can play a number of frontcourt spots
- Had four points in 15 minutes at No. 5 Iowa
- Finished with five points and four rebounds in 16 minutes in the win over Minnesota
- Had 12 points on 4-of-8 shooting at No. 5 Illinois
- Led NU with 10 points and matched his season best with six rebounds vs. Purdue
- Came off the bench with nine points, two rebounds and a steal at Maryland on Feb. 17
- Finished with five points and two assists in 10 minutes against No. 6 Illinois
- Totaled three points, five rebounds and a pair of steals against No. 21 Wisconsin
- Tied season bests in points (14) and rebounds (six) in a season-high 31 minutes at Minnesota
- Gave the Huskers a strong effort off the bench at Michigan State with eight points, four boards, two assists and a pair of steals in 19 minutes - his most minutes since Dec. 1
- Provided a lift off the bench against Indiana with seven points and an assist in 14 minutes of work
- Had six points and a blocked shot in 14 minutes at No. 25 Ohio State
- Grabbed a rebound in four minutes against No. 19 Michigan
- Tallied seven points and a season-high three assists in 16 minutes off the bench against Doane
- Had two points and three boards in 17 minutes at No. 8 Creighton
- Had two points and three rebounds in 16 minutes of work against Georgia Tech
- Keyed NU's win over South Dakota with 11 points, four rebounds and two steals in 27 minutes off the bench
- Totaled nine points and three boards in 21 minutes against Nevada
- Tied for game-high honors against McNeese State, hitting all four shots from the field and added six rebounds, two assists and two steals in 22 minutes
- Sat out the 2019-20 season following his NCAA appeal being denied on Nov. 26, 2019
- Played in 32 games, including 13 starts at Pittsburgh in 2017-18, averaging 8.5 points on 51 percent shooting and 4.4 rebounds per game to rank second on the Panthers in rebounds
- Reached double figures 13 times, including a career-high 19 points against Montana
- Played at Hillcrest (Ariz.) Prep, averaging 14.2 ppg and 6.3 rpg and was selected to play in the 2017 BioSteel All-Canadian Game

MISC. STATS

Category	2020-21	Career
Double-Figure Scoring	4	17
Double-Figure Rebounding	0	0
Double-Figure Assists	0	0
Double-Doubles	0	0
Led NU in Scoring	2	2
Led NU in Rebounding	1	1
Led NU in Assists	0	0
20+ Point Games	0	0
30+ Point Games	0	0

TOP PERFORMANCES OF 2020-21

Category	No.	Opponent (Date)
Points	14	at Minnesota (2/8)
	14	McNeese State (11/25)
	12	at Illinois (2/25)
Rebounds	6	McNeese State (11/25)
	6	at Minnesota (2/8)
	6	Purdue (2/20)
Assists	3	Doane (12/17)
	2	Illinois (2/12)
	2	at Michigan State (2/6)
	2	McNeese State (11/25)
Steals	2	McNeese State (11/25)
	2	at Michigan State (2/6)
	2	South Dakota (12/1)
	2	Doane (12/17)



#10 KOBE WEBSTER | 6-0 | 172 | Sr. | G | Indianapolis, Ind.

CAREER STATS

Year	GP	GS	Min	Avg	Total					Rebounds			PF	FO	Ast	TO	Blk	Stl	Pts	Avg					
					FG	FGA	Pct	3FG	3FGA	Pct	FT	FTA									Pct	Off	Def	Tot	Avg
2017-18*	28	28	935	33.4	165	383	.431	59	161	.366	57	73	.781	10	106	116	4.1	44	0	97	63	3	20	446	15.9
2018-19*	31	31	1054	34.0	195	455	.429	76	184	.413	60	85	.706	14	123	137	4.4	60	0	97	50	1	34	526	17.0
2019-20*	26	26	876	33.7	173	415	.417	49	147	.333	50	64	.781	12	71	83	3.2	37	0	93	54	3	23	445	17.1
2020-21	25	3	559	22.4	66	174	.379	37	100	.370	15	24	.625	3	41	44	1.8	21	0	29	21	1	13	184	7.4
TOTAL	25	3	559	22.4	66	174	.379	37	100	.370	15	24	.625	3	41	44	1.8	21	0	29	21	1	13	184	7.4
All*	84	62	2548	30.3	426	1012	.421	172	445	.387	132	182	.725	27	270	297	3.5	125	0	223	134	5	67	1156	13.8

* Statistics from Western Illinois

2020-21 GAME BY GAME

Opponent	Date	GS	Min	TOTAL			3-PTS			FT	FTA	Pct	REBOUNDS			PF	FO	A	TO	Blk	Stl	Pts	Avg	
				FG	FGA	Pct	3FG	FGA	Pct				Off	Def	Tot									Avg
McNeese State	11/25/20	24	5	7	.714	1	3	.333	2	2	1.000	0	2	2	2.0	0	0	2	0	0	2	13	13.0	
Nevada	11/26/20	20	4	10	.400	2	6	.333	3	4	.750	0	0	0	1.0	2	0	1	2	0	3	13	13.0	
North Dakota State	11/28/20	17	1	4	.250	0	3	.000	2	2	1.000	0	4	4	2.0	1	0	2	1	0	0	4	10.0	
South Dakota	12/1/20	23	4	11	.364	2	7	.286	1	2	.500	0	4	4	2.5	2	0	0	0	0	0	11	10.3	
Georgia Tech	12/9/20	29	7	9	.778	6	7	.857	0	0	.000	0	2	2	2.4	4	0	1	2	0	0	20	12.2	
at No. 8 Creighton	12/11/20	24	2	8	.250	1	5	.200	0	2	.000	0	1	1	2.2	0	0	2	2	1	0	5	11.0	
Doane	12/17/20	20	5	7	.714	2	3	.667	0	0	.000	1	2	3	2.3	1	0	2	0	0	1	12	11.1	
at No. 9 Wisconsin	12/22/20	14	0	3	.000	0	2	.000	0	0	.000	0	0	0	2.0	0	0	2	0	0	0	0	9.8	
No. 19 Michigan	12/25/20	13	0	3	.000	0	1	.000	0	0	.000	0	0	0	1.8	1	0	1	1	0	0	0	8.7	
at No. 25 Ohio State	12/30/20	21	1	8	.125	0	5	.000	0	0	.000	0	2	2	1.8	2	0	1	1	0	0	2	8.0	
No. 17 Michigan State	1/2/21	34	3	9	.333	2	5	.400	2	2	1.000	0	2	2	1.8	2	0	0	0	0	0	10	8.2	
Indiana	1/10/21	15	1	4	.250	1	2	.500	0	0	.000	0	0	0	1.7	1	0	0	0	0	0	3	7.8	
at Michigan State	2/6/21	24	1	6	.167	1	3	.333	1	3	.333	1	0	1	1.6	0	0	1	0	0	1	4	7.5	
at Minnesota	2/8/21	23	3	7	.429	0	2	.000	1	2	.500	0	2	2	1.6	0	0	0	0	0	0	7	7.4	
No. 21 Wisconsin	2/10/21	19	1	4	.250	0	0	.000	0	0	.000	0	2	2	1.7	0	0	0	0	0	0	2	7.1	
No. 6 Illinois	2/12/21	11	0	1	.000	0	0	.000	0	0	.000	0	0	0	1.6	0	0	1	0	0	0	0	6.6	
at Penn State	2/14/21	29	5	12	.417	3	8	.375	0	0	.000	0	4	4	1.7	1	0	0	2	0	0	13	7.0	
at Maryland	2/16/21	22	1	3	.333	1	2	.500	0	0	.000	0	1	1	1.7	1	0	1	0	0	2	3	6.8	
at Maryland	2/17/21	22	3	7	.429	2	5	.400	0	0	.000	0	2	2	1.7	1	0	1	1	0	0	8	6.8	
Purdue	2/20/21	24	3	11	.273	3	8	.375	0	0	.000	0	1	1	1.7	0	0	1	0	0	0	9	7.0	
Penn State	2/23/21	23	1	4	.250	1	2	.500	0	0	.000	0	2	2	1.7	1	0	2	3	0	0	3	6.8	
at No. 5 Illinois	2/25/21	21	5	9	.556	2	5	.400	0	0	.000	0	1	1	1.6	0	0	1	1	0	0	12	7.0	
Minnesota	2/27/21	* 33	3	6	.500	2	3	.667	2	2	1.000	0	1	1	1.6	1	0	4	3	0	2	10	7.1	
Rutgers	3/1/21	* 26	1	9	.111	0	5	.000	1	3	.333	1	4	5	1.8	0	0	2	1	0	2	3	7.0	
at No. 5 Iowa	3/4/21	* 29	6	12	.500	5	8	.625	0	0	.000	0	2	2	1.8	0	0	1	1	0	0	17	7.4	
Totals		3	559	66	174	.379	37	100	.370	15	24	.625	3	41	44	1.8	21	0	29	21	1	13	184	7.4

NOTING WEBSTER

- Graduate transfer who adds experience and playmaking ability in the guard spot
- Led NU with 17 points, including 5-of-8 from 3-point range, in the loss at No. 5 Iowa
- Made his first start of the season against Minnesota and had 10 points, four assists and a pair of steals
- Reached double figures with 12 points on 5-of-9 shooting at No. 5 Illinois
- Tallied nine points, including a trio of 3-pointers, in 24 minutes off the bench against Purdue
- Had eight points, including a pair of 3-pointers, in 22 minutes off the bench at Maryland on Feb. 17
- Played a key role in NU's win at Penn State with 13 points, including three 3-pointers, and four rebounds
- Played 22 minutes at Minnesota, finishing with seven points and two rebounds
- Broke out of a mini slump with 10 points, including a pair of 3-pointers, in 34 minutes vs. No. 17 Michigan State
- Tallied 12 points on 5-of-7 shooting and a pair of assists in 20 minutes against Doane
- Enjoyed a career night against Georgia Tech, hitting 7-of-9 shots from the floor, including a career-high six 3-pointers, as part of a 20-point night
- Came off the bench and had 11 points and four boards in 22 minutes against South Dakota
- Totaled 13 points, including a pair of 3-pointers, in 20 minutes off the bench against Nevada
- Made a strong debut with 13 points on 5-of-7 shooting, two assists and two steals against McNeese State
- Three-year starter at Western Illinois, starting 85 games and earning All-Summit League honors in 2019 and 2020
- Started 26 games at WIU in 2019-20, averaging 17.1 points, 3.6 assists and 3.2 rebounds per game en route to second-team all-conference honors
- Ranked among league leaders in scoring (sixth), assists (fifth) and assist-to-turnover ratio (1.72-to-1, fourth)
- Had six 20-point games, including a school-record 40-point performance against Omaha, in 2019-20
- Garnered second-team all-Summit League honors in 2018-19 after averaging 17.0 points, 4.0 rebounds and 3.1 assists per game, while finishing fifth in scoring, assist-to-turnover ratio and 3-pointers per game
- Attended Park Tudor School in Indianapolis, helping the school to a pair of state titles in 2014 and 2015 with college standouts Jaren Jackson Jr. (Michigan State) and Trevon Bluiett (Xavier)
- Started three seasons at Park Tudor, averaging 16 points, four rebounds and four assists per game as a senior to earn third-team all-state by the AP
- Invited to the Indiana's Top 60 showcase following a junior campaign when he averaged 14.5 points and 3.7 assists per game
- Played his AAU ball with the Indiana Elite, winning a national championship in 2015
- Graduated with a degree in management in three years and was a first-team Academic All-District pick in 2019
- Pursuing a master's degree in higher education administration at Nebraska

MISC. STATS

Category	2020-21	Career
Double-Figure Scoring	10	81
Double-Figure Rebounding	0	1
Double-Figure Assists	0	0
Double-Doubles	0	1
Led NU in Scoring	2	2
Led NU in Rebounding	0	0
Led NU in Assists	0	0
20+ Point Games	1	25
30+ Point Games	0	1
40+ Point Games	0	1

*-Includes Western Illinois

TOP PERFORMANCES OF 2020-21

Category	No.	Opponent (Date)
Points	20	Georgia Tech (12/9)
	17	at Iowa (3/4)
	13	at Penn State (2/14)
	13	McNeese State (11/25)
	13	Nevada (11/26)
Rebounds	5	Rutgers (3/1)
	4	at Penn State (2/14)
	4	North Dakota State (11/28)
	4	South Dakota (12/1)
Assists	4	Minnesota (2/27)
	2	Six Times
Steals	3	Nevada (11/26)
	2	McNeese State (11/25)
	2	at Maryland (2/16)
	2	Minnesota (2/27)



#11 LAT MAYEN | 6-9 | 205 | Jr. | F | Adelaide, Australia

CAREER STATS

Year	GP	GS	Min	Avg	Total					Rebounds					PF	FO	Ast	TO	Blk	Stl	Pts	Avg			
					FG	FGA	Pct	3FG	3FGA	Pct	FT	FTA	Pct	Off									Def	Tot	Avg
2018-19*	17	0	134	7.9	11	26	.423	7	20	.350	7	9	.778	5	16	21	1.2	14	0	4	11	4	4	36	2.1
2020-21	25	25	632	25.3	77	188	.410	46	126	.365	19	25	.760	20	96	116	4.6	63	2	16	36	14	10	219	8.8
TOTAL	25	25	632	25.3	77	188	.410	46	126	.365	19	25	.760	20	96	116	4.6	63	2	16	36	14	10	219	8.8
All*	42	25	766	18.2	88	214	.411	53	146	.363	26	34	.765	25	112	137	3.3	77	2	20	47	18	14	255	6.1

*-Statistics from TCU

2020-21 GAME BY GAME

Opponent	Date	GS	Min	TOTAL			3-PTS			FT	FTA	Pct	REBOUNDS				PF	FO	A	TO	Blk	Stl	Pts	Avg	
				FG	FGA	Pct	3FG	FGA	Pct				Off	Def	Tot	Avg									
McNeese State	11/25/20	*	24	5	11	.455	3	7	.429	0	0	.000	3	3	6	6.0	2	0	1	1	0	0	13	13.0	
Nevada	11/26/20	*	27	2	9	.222	2	9	.222	1	3	.333	0	5	5	5.5	4	0	1	1	0	1	7	10.0	
North Dakota State	11/28/20	*	22	4	7	.571	3	6	.500	1	2	.500	1	3	4	5.0	3	0	1	1	0	0	12	10.7	
South Dakota	12/1/20	*	31	2	8	.250	2	4	.500	0	0	.000	4	8	12	6.8	2	0	4	4	1	1	6	9.5	
Georgia Tech	12/9/20	*	27	2	5	.400	1	3	.333	2	2	1.000	1	3	4	6.2	4	0	0	2	0	0	7	9.0	
at No. 8 Creighton	12/11/20	*	18	0	1	.000	0	1	.000	2	2	1.000	0	4	4	5.8	4	0	1	3	0	0	2	7.8	
Doane	12/17/20	*	18	2	8	.250	0	4	.000	0	1	.000	3	3	6	5.9	0	0	1	0	1	0	4	7.3	
at No. 9 Wisconsin	12/22/20	*	28	2	9	.222	0	6	.000	1	2	.500	1	1	2	5.4	1	0	0	1	3	2	5	7.0	
No. 19 Michigan	12/25/20	*	21	1	4	.250	0	2	.000	0	0	.000	0	3	3	5.1	4	0	0	2	2	1	2	6.4	
at No. 25 Ohio State	12/30/20	*	21	2	8	.250	1	6	.167	2	2	1.000	1	1	2	4.8	1	0	0	1	0	0	7	6.5	
No. 17 Michigan State	1/2/21	*	15	3	5	.600	2	3	.667	0	0	.000	0	3	3	4.6	5	1	0	1	1	1	8	6.6	
Indiana	1/10/21	*	25	5	9	.556	5	9	.556	0	0	.000	1	5	6	4.8	4	0	0	1	0	0	15	7.3	
at Michigan State	2/6/21	*	25	4	10	.400	2	7	.286	0	0	.000	1	3	4	4.7	1	0	0	2	1	0	10	7.5	
at Minnesota	2/8/21	*	23	5	9	.556	3	6	.500	2	2	1.000	0	6	6	4.8	5	1	0	1	0	1	15	8.1	
No. 21 Wisconsin	2/10/21	*	34	6	12	.500	2	6	.333	0	0	.000	1	6	7	4.9	1	0	1	2	0	0	14	8.5	
No. 6 Illinois	2/12/21	*	38	5	12	.417	3	8	.375	3	3	1.000	0	4	4	4.9	1	0	0	0	0	1	16	8.9	
at Penn State	2/14/21	*	28	1	4	.250	0	2	.000	0	0	.000	0	3	3	4.8	1	0	3	1	2	0	2	8.5	
at Maryland	2/16/21	*	28	2	7	.286	2	5	.400	0	0	.000	0	3	3	4.7	3	0	1	1	1	1	6	8.4	
at Maryland	2/17/21	*	33	4	8	.500	2	3	.667	3	3	1.000	0	6	6	4.7	3	0	0	2	0	0	13	8.6	
Purdue	2/20/21	*	18	2	7	.286	0	4	.000	0	0	.000	0	3	3	4.7	2	0	0	1	0	0	4	8.4	
Penn State	2/23/21	*	25	1	3	.333	1	3	.333	0	1	.000	0	2	2	4.5	3	0	0	2	1	0	3	8.1	
at No. 5 Illinois	2/25/21	*	26	0	3	.000	0	1	.000	0	0	.000	0	2	2	4.4	2	0	0	1	1	0	0	7.8	
Minnesota	2/27/21	*	24	3	6	.500	3	6	.500	0	0	.000	0	1	1	4.3	4	0	1	2	0	0	9	7.8	
Rutgers	3/1/21	*	28	9	11	.818	5	7	.714	2	2	1.000	1	4	5	4.3	1	0	0	2	0	1	25	8.5	
at No. 5 Iowa	3/4/21	*	26	5	12	.417	4	8	.500	0	0	.000	2	11	13	4.6	2	0	1	1	0	0	14	8.8	
Totals			25	632	77	188	.410	46	126	.365	19	25	.760	20	96	116	4.6	63	2	16	36	14	10	219	8.8

NOTING MAYEN

- Junior college transfer who has impressed coaches with his shooting and work ethic
- Posted his first career double-double with 14 points and a career-high 13 rebounds at No. 5 Iowa
- Scorched the nets for a career-high 25 points on 9-of-11 shooting, including five 3-pointers, against Rutgers
- Broke out of a mini slump with nine points on 3-of-6 shooting in 24 minutes against Minnesota
- Totaled 13 points and six rebounds at Maryland on Feb. 17
- Established a career best with 16 points in a season-high 37 minutes at Illinois
- Tallied 14 points and seven rebounds in 34 minutes against No. 21 Wisconsin
- Reached double figures for the third straight game by matching his season high with 15 points, including 13 in the second half
 - Finished with 10 points and four boards at Michigan State
 - Put up a career-high 15 points, including 5-of-9 from 3-point range, and six boards vs. Indiana
 - Played just 15 minutes before fouling out, but had eight points, three boards and a blocked shot vs. No. 17 MSU
 - Grabbed a then-career-high 12 boards and dished out a personal best four assists in 31 minutes vs. South Dakota
 - Reached double figures for the second time with 12 points, including a trio of 3-pointers, and four rebounds against North Dakota State
 - Had seven points and five rebounds in a loss to Nevada
 - Finished with a career-high 13 points, including a trio of 3-pointers, and six boards against McNeese State
 - Rated the No. 18 JUCO nationally in 2019-20 at Chipola (Fla.) College, as he averaged 11.8 points, 8.4 rebounds and 2.7 assists per game
 - Shot 38 percent from 3-point range while posting eight double-doubles on the year
 - Played in 17 games at TCU in 2018-19 before a knee injury ended his redshirt freshman season
 - Averaged 2.1 points and 1.2 rebounds per game off the bench, highlighted by a 12-point, six-rebound effort against West Virginia
 - Was one of the top recruits in Australia in the 2017 class, as he was a four-star recruit and the No. 2 ranked player in Australia by AUSA Hoops
 - Was a member of the Australian National Program, playing in the 2016 Albert Schweitzer Tournament in Germany on the U18 team and was in the U19 National Team program.
 - Averaged 12.0 points, 5.3 rebounds and 0.8 assists for Basketball Australia Centre of Excellence during the 2016-17 season, shooting 39.5 percent from 3-point range

MISC. STATS

Category	2020-21	Career
Double-Figure Scoring	10	11
Double-Figure Rebounding	2	2
Double-Figure Assists	0	0
Double-Doubles	0	0
Led NU in Scoring	4	4
Led NU in Rebounding	3	3
Led NU in Assists	1	1
20+ Point Games	1	1
30+ Point Games	0	0

TOP PERFORMANCES OF 2020-21

Category	No.	Opponent (Date)
Points	25	Rutgers (3/1)
	16	Illinois (2/10)
	15	Indiana (1/10)
	15	at Minnesota (2/8)
Rebounds	13	at Iowa (3/4)
	12	South Dakota (12/1)
	7	Wisconsin (2/10)
Assists	4	South Dakota (12/1)



#13 DERRICK WALKER | 6-8 | 232 | Jr. | F | Kansas City, Mo.

CAREER STATS

Year	GP	GS	Min		Total			3FG			3FGA			Pct			FT			FTA			Pct			Rebounds				PF	FO	Ast	TO	Blk	Stl	Pts	Avg
			FG	FGA	Pct	3FG	3FGA	Pct	FT	FTA	Pct	Off	Def	Tot	Avg																						
2017-18*	34	0	299	8.8	28	47	.596	0	0	.000	10	25	.400	29	46	75	2.2	43	0	9	21	7	3	66	1.9												
2018-19*	30	0	160	5.3	10	19	.526	0	0	.000	5	19	.263	8	24	32	1.1	28	0	7	6	3	6	25	0.8												
2020-21	14	14	272	19.4	35	59	.593	0	1	.000	8	19	.421	16	46	62	4.4	42	1	17	22	11	10	78	5.6												
TOTAL	14	14	272	19.4	35	59	.593	0	1	.000	8	19	.421	16	46	62	4.4	42	1	17	22	11	10	78	5.6												
All*	78	14	731	9.4	73	125	.584	0	1	.000	23	63	.365	53	116	169	2.2	113	1	33	49	21	19	169	2.2												

* Statistics from Tennessee

2020-21 GAME BY GAME

Opponent	Date	GS	Min	TOTAL			3-PTS			REBOUNDS			PF	FO	A	TO	Blk	Stl	Pts	Avg					
				FG	FGA	Pct	3FG	FGA	Pct	FT	FTA	Pct									Off	Def	Tot	Avg	
McNeese State	11/25/20		DNP																						
Nevada	11/26/20		DNP																						
North Dakota State	11/28/20		DNP																						
South Dakota	12/1/20		DNP																						
Georgia Tech	12/9/20		DNP																						
at No. 8 Creighton	12/11/20		DNP																						
Doane	12/17/20		DNP																						
No. 9 Wisconsin	12/22/20		DNP																						
No. 19 Michigan	12/25/20		DNP																						
at No. 25 Ohio State	12/30/20		DNP																						
No. 17 Michigan State	1/2/21		DNP																						
Indiana	1/10/21	*	26	5	7	.714	0	0	.000	0	0	.000	0	3	3	3.0	3	0	1	3	1	2	10	10.0	
at Michigan State	2/6/21	*	24	1	2	.500	0	0	.000	2	4	.500	0	4	4	3.5	4	0	2	1	2	1	4	7.0	
at Minnesota	2/8/21	*	15	1	5	.200	0	0	.000	2	4	.500	1	3	4	3.7	4	0	0	3	1	1	4	6.0	
No. 21 Wisconsin	2/10/21	*	17	0	0	.000	0	0	.000	1	3	.333	3	3	6	4.3	3	0	2	2	0	2	1	4.8	
No. 6 Illinois	2/12/21	*	23	2	3	.667	0	0	.000	1	1	1.000	4	4	8	5.0	5	1	3	0	2	0	5	4.8	
at Penn State	2/14/21	*	25	4	6	.667	0	0	.000	0	1	.000	1	3	4	4.8	2	0	1	2	1	1	8	5.3	
at Maryland	2/16/21	*	8	1	2	.500	0	1	.000	0	0	.000	0	3	3	4.6	0	0	1	1	0	1	2	4.9	
at Maryland	2/17/21	*	13	1	1	1.000	0	0	.000	0	0	.000	0	0	0	4.0	4	0	1	1	0	1	2	4.5	
Purdue	2/20/21	*	15	0	2	.000	0	0	.000	0	0	.000	1	2	3	3.9	4	0	1	2	1	1	0	4.0	
Penn State	2/23/21	*	27	4	4	1.000	0	0	.000	1	1	1.000	2	3	5	4.0	3	0	1	0	0	0	9	4.5	
at No. 5 Illinois	2/25/21	*	18	3	5	.600	0	0	.000	1	1	1.000	1	4	5	4.1	4	0	1	2	0	0	7	4.7	
Minnesota	2/27/21	*	25	6	10	.600	0	0	.000	0	1	.000	3	6	9	4.5	3	0	2	3	3	0	12	5.3	
Rutgers	3/1/21	*	24	7	11	.636	0	0	.000	0	1	.000	0	6	6	4.6	1	0	1	0	0	0	14	6.0	
at No. 5 Iowa	3/4/21	*	12	0	1	.000	0	0	.000	0	2	.000	0	2	2	4.4	2	0	0	2	0	0	0	5.6	
Totals			14	272	35	59	.593	0	1	.000	8	19	.421	16	46	62	4.4	42	1	17	22	11	10	78	5.6

NOTING WALKER


- Walker sat out the 2019-20 season after transferring from Tennessee and made his debut against Indiana on Jan. 11
- Limited to 12 minutes because of foul trouble and was held scoreless with two rebounds
- Posted a career high in scoring for the second straight game with 14 points and six boards vs. Rutgers
- Nearly posted a double-double vs. Minnesota with season bests in points (12), rebounds (nine) and blocks (three)
- Had seven points and a team-high five rebounds at No. 5 Illinois
- Had nine points on 4-of-4 shooting and five rebounds in a career-high 27 minutes vs. Penn State
- Finished with eight points and four rebounds, while making two big defensive plays in the final minute at Penn St.
- Tied or set personal bests in rebounds (eight), assists (three) and blocks (two) in 23 minutes vs. No. 6 Illinois
- Grabbed a season-high six rebounds in 17 minutes against No. 21 Wisconsin
- Played just 14 minutes at Minnesota, finishing with four points and four rebounds
- Battled foul trouble at Michigan State finishing with four points and four boards in 23 minutes
- Started against Indiana and totaled 10 points on 5-of-7 shooting and three boards in 26 minutes of work
- Missed NU's first 11 games after an NCAA suspension dating back from his time at Tennessee
- Was named to the Tom Osborne Citizenship Team in 2019-20 and was selected to represent Nebraska at the Black Student-Athlete Summit in Austin, Texas, in January of 2020
- Played in 30 games at Tennessee in 2018-19 as the Volunteers reached the NCAA Sweet 16
- Helped the Volunteers to an SEC title in 2017-18, playing in 34 games and averaging 1.9 points and 2.2 rebounds per outing
- A four-star prospect by ESPN who played at Sunrise (Kan.) Christian Academy, averaging 14 points and seven rebounds per game in 2016-17
- Played on MOKAN Elite AAU program with NBA first-round picks Trae Young and Michael Porter Jr.
- Spent freshman-junior years at Raytown High School, the alma mater of former Husker great and current Los Angeles Clippers Coach Tyrone Lue

MISC. STATS

Category	2020-21	Career
Double-Figure Scoring	3	3
Double-Figure Rebounding	0	0
Double-Figure Assists	0	0
Double-Doubles	0	0
Led NU in Scoring	0	0
Led NU in Rebounding	3	3
Led NU in Assists	1	1
20+ Point Games	0	0
30+ Point Games	0	0

TOP PERFORMANCES OF 2020-21

Category	No.	Opponent (Date)
Points	14	Rutgers (3/1)
	12	Minnesota (2/27)
	10	Indiana (1/10)
Rebounds	9	Minnesota (2/27)
	8	Illinois (2/12)
	6	Rutgers (3/1)
	6	Wisconsin (2/10)
Assists	3	Illinois (2/12)
	2	Minnesota (2/27)
	2	at Michigan State (2/6)
	2	Wisconsin (2/10)
Blocks	3	Minnesota (2/27)



#14 TREVOR LAKES | 6-7 | 215 | Sr. | F | Lebanon, Ind.

CAREER STATS

Year	GP	GS	Min	Avg	Total			3FG			FTA			Rebounds				PF	FO	Ast	TO	Blk	Stl	Pts	Avg
					FG	FGA	Pct	3FG	3FGA	Pct	FT	FTA	Pct	Off	Def	Tot	Avg								
2017-18*	28	3	378	13.5	53	118	.449	47	104	.452	4	7	.571	9	43	52	1.9	43	0	12	14	6	12	157	5.6
2018-19*	25	25	751	30.0	119	278	.428	87	219	.397	27	32	.844	17	121	138	5.5	55	0	21	19	17	8	352	14.1
2019-20*	30	28	966	32.2	157	354	.444	101	254	.398	55	69	.797	25	162	187	6.2	60	0	29	27	18	20	470	15.7
2020-21	12	1	112	9.3	11	31	.355	10	29	.345	3	4	.750	2	12	14	1.2	3	0	4	2	1	1	35	2.9
TOTAL	12	1	112	9.3	11	31	.355	10	29	.345	3	4	.750	2	12	14	1.2	3	0	4	2	1	1	35	2.9
All*	65	29	1241	19.1	183	427	.429	144	352	.409	34	43	.791	28	176	204	3.1	101	0	37	35	24	21	544	8.4

* Statistics from University of Indianapolis

2020-21 GAME BY GAME

Opponent	Date	GS	Min	TOTAL			3-PTS			FT	FTA	Pct	REBOUNDS				PF	FO	A	TO	Blk	Stl	Pts	Avg		
				FG	FGA	Pct	3FG	FGA	Pct				Off	Def	Tot	Avg										
McNeese State	11/25/20		DNP																							
Nevada	11/26/20		DNP																							
North Dakota State	11/28/20		DNP																							
South Dakota	12/1/20		DNP																							
Georgia Tech	12/9/20		DNP																							
at No. 8 Creighton	12/11/20		DNP																							
Doane	12/17/20		26	4	5	.800	4	5	.800	0	1	.000	1	5	6	6.0	0	0	2	0	0	0	0	12	12.0	
at No. 9 Wisconsin	12/22/20		17	0	2	.000	0	1	.000	0	0	.000	0	3	3	4.5	1	0	0	0	1	0	0	0	6.0	
No. 19 Michigan	12/25/20		12	1	3	.333	1	3	.333	0	0	.000	0	1	1	3.3	0	0	0	0	0	0	0	3	5.0	
at No. 25 Ohio State	12/30/20		14	2	5	.400	1	4	.250	0	0	.000	1	1	2	3.0	1	0	0	0	0	1	5	5.0		
No. 17 Michigan State	1/2/21		3	0	0	.000	0	0	.000	0	0	.000	0	1	1	2.6	0	0	0	0	0	0	0	0	4.0	
Indiana	1/10/21		DNP																							
at Michigan State	2/6/21		DNP																							
at Minnesota	2/8/21	*	5	0	0	.000	0	0	.000	0	0	.000	0	0	0	2.2	1	0	0	0	0	0	0	0	3.3	
No. 21 Wisconsin	2/10/21		DNP																							
No. 6 Illinois	2/12/21		DNP																							
at Penn State	2/14/21		DNP																							
at Maryland	2/16/21		2	0	1	.000	0	1	.000	0	0	.000	0	1	1	2.0	0	0	0	0	0	0	0	0	2.9	
at Maryland	2/17/21		5	1	3	.333	1	3	.333	0	0	.000	0	0	0	1.8	0	0	0	0	0	0	0	3	2.9	
Purdue	2/20/21		3	0	1	.000	0	1	.000	0	0	.000	0	0	0	1.6	0	0	0	0	0	0	0	0	2.6	
Penn State	2/23/21		DNP																							
at No. 5 Illinois	2/25/21		3	1	1	1.000	1	1	1.000	0	0	.000	0	0	0	1.4	0	0	1	0	0	0	3	2.6		
Minnesota	2/27/21		DNP																							
Rutgers	3/1/21		10	1	4	.250	1	4	.250	0	0	.000	0	0	0	1.3	0	0	0	1	0	0	3	2.6		
at No. 5 Iowa	3/4/21		12	1	6	.167	1	6	.167	3	3	1.000	0	0	0	1.2	0	0	1	1	0	0	6	2.9		
Totals		1	112	11	31	.355	10	29	.345	3	4	.750	2	12	14	1.2	3	0	4	2	1	1	35	2.9		

NOTING LAKES


- Transfer from Division II University of Indianapolis who was ruled eligible on Dec. 17
- Had six points in 12 minutes of work against No. 5 Iowa
- Played 10 minutes, his longest stint since Dec. 30, and had three points vs. Rutgers
- Hit his only 3-pointer at No. 5 Illinois
- Went over 1,000 career points with a 3-pointer at Maryland on Feb. 17
- Started at Minnesota, but did not score in five minutes of work
- Played just three minutes in the loss to No. 17 Michigan State on Jan. 2
- Had five points and two boards in 14 minutes at No. 25 Ohio State
- Had three points in 12 minutes off the bench against No. 19 Michigan
- Went scoreless, but grabbed three boards and blocked a shot in 16 minutes at No. 9 Wisconsin
- Made an immediate impact, hitting 4-of-5 shots from 3-point range and adding six rebounds against Doane
- Averaged 15.7 points and 6.2 rebounds per game last season while leading his conference in 3-pointers per game (3.4/gm) for the second straight year, helping Indianapolis to a 24-6 record and a No. 1 seed in the 2020 NCAA Division II Regional Tournament
 - Collected All-GLVC honors as a sophomore in 2018-19, as he led the team in scoring at 14.1 ppg, while pulling down 5.5 rebounds per contest. Lakes paced the conference with 3.5 3-pointers per game and shot 39.7 percent from 3-point range, while ranking among conference leaders in scoring (11th) and rebounding (12th)
 - Played at Lebanon High School, averaging 22.5 points, 6.7 rebounds and 1.5 blocks per game as a senior en route to earning IBCA Honorable Mention All-State honors

MISC. STATS

Category	2020-21	Career
Double-Figure Scoring	1	52
Double-Figure Rebounding	0	2
Double-Figure Assists	0	0
Double-Doubles	0	2
Led NU in Scoring	0	0
Led NU in Rebounding	0	0
Led NU in Assists	0	0
20+ Point Games	0	15
30+ Point Games	0	0

TOP PERFORMANCES OF 2020-21

Category	No.	Opponent (Date)
Points	12	Doane (12/17)
	6	at Iowa (3/4)
	5	at Ohio State (12/30)
Rebounds	6	Doane (12/17)
	3	at Wisconsin (12/22)
Assists	2	Doane (12/17)



#21 JACE PIATKOWSKI | 6-3 | 184 | R-Fr. | G | Omaha, Neb.

CAREER STATS																									
Year	GP	GS	Min	Avg	Total					Rebounds					PF	FO	Ast	TO	Blk	Stl	Pts	Avg			
					FG	FGA	Pct	3FG	3FGA	Pct	FT	FTA	Pct	Off									Def	Tot	Avg
2020-21	10	0	18	1.8	1	1	1.000	1	1	1.000	1	2	.500	1	1	2	0.2	0	0	0	1	0	0	4	0.4
TOTAL	10	0	18	1.8	1	1	1.000	1	1	1.000	1	2	.500	1	1	2	0.2	0	0	0	1	0	0	4	0.4

2020-21 GAME BY GAME

Opponent	Date	GS	Min	TOTAL			3-PTS			FT	FTA	Pct	REBOUNDS			PF	FO	A	TO	Blk	Stl	Pts	Avg
				FG	FGA	Pct	3FG	FGA	Pct				Off	Def	Tot								
McNeese State	11/25/20		4	1	1	1.000	1	1	1.000	0	0	.000	0	0	0	0.0	0	0	0	0	0	3	3.0
Nevada	11/26/20		DNP																				
North Dakota State	11/28/20		2	0	0	.000	0	0	.000	0	0	.000	1	0	1	0.5	0	0	0	0	0	0	1.5
South Dakota	12/1/20		DNP																				
Georgia Tech	12/9/20		DNP																				
at No. 8 Creighton	12/11/20		2	0	0	.000	0	0	.000	0	0	.000	0	0	0	0.3	0	0	0	0	0	0	1.0
Doane	12/17/20		DNP																				
No. 9 Wisconsin	12/22/20		DNP																				
No. 19 Michigan	12/25/20		DNP																				
at No. 25 Ohio State	12/30/20		DNP																				
No. 17 Michigan State	1/2/21		DNP																				
Indiana	1/10/21		DNP																				
at Michigan State	2/6/21		DNP																				
at Minnesota	2/8/21		DNP																				
No. 21 Wisconsin	2/10/21		0	0	0	.000	0	0	.000	0	0	.000	0	0	0	0.3	0	0	0	0	0	0	0.8
No. 6 Illinois	2/12/21		DNP																				
at Penn State	2/14/21		DNP																				
at Maryland	2/16/21		1	0	0	.000	0	0	.000	1	2	.500	0	0	0	0.2	0	0	0	0	0	1	0.8
at Maryland	2/17/21		1	0	0	.000	0	0	.000	0	0	.000	0	0	0	0.2	0	0	0	0	0	0	0.7
Purdue	2/20/21		1	0	0	.000	0	0	.000	0	0	.000	0	0	0	0.1	0	0	0	0	0	0	0.6
Penn State	2/23/21		DNP																				
at No. 5 Illinois	2/25/21		2	0	0	.000	0	0	.000	0	0	.000	0	1	1	0.3	0	0	0	0	0	0	0.5
Minnesota	2/27/21		DNP																				
Rutgers	3/1/21		2	0	0	.000	0	0	.000	0	0	.000	0	0	0	0.2	0	0	0	0	0	0	0.4
at No. 5 Iowa	3/4/21		3	0	0	.000	0	0	.000	0	0	.000	0	0	0	0.2	0	0	0	1	0	0	0.4
Totals		0	18	1	1	1.000	1	1	1.000	1	2	.500	1	1	2	0.2	0	0	0	1	0	4	0.4

NOTING PIATKOWSKI

- Made his debut and hit a 3-pointer in four minutes against McNeese State
- Played the final three minutes at Iowa
- Finished the final two minutes of the win over Rutgers
- Played in both games at Maryland, going 1-of-2 from the foul line in the opener
- Saw action in the final minute against Purdue
- Played the final minute of the loss to No. 21 Wisconsin
- Played the final 1:43 at Creighton, but had no stats
- Walk-on who redshirted during the 2019-20 season
- Played at Elkhorn South, averaging 18.6 points and 3.3 rebounds per game as a senior, highlighted by a 36-point performance against Lincoln High, to earn honorable-mention all-state honors from the Omaha World-Herald
 - Was AAU teammates with fellow Huskers Akol Arop and Bret Porter
 - His father (Eric) played at Nebraska from 1991-94 and spent 14 years in the NBA
 - The elder Piatkowski ranks second in school history with 1,934 points and was a two-time All-Big Eight pick and 1994 Big Eight Tournament MVP

MISC. STATS

Category	2020-21	Career
Double-Figure Scoring	0	0
Double-Figure Rebounding	0	0
Double-Figure Assists	0	0
Double-Doubles	0	0
Led NU in Scoring	0	0
Led NU in Rebounding	0	0
Led NU in Assists	0	0
20+ Point Games	0	0
30+ Point Games	0	0

TOP PERFORMANCES OF 2020-21

Category	No.	Opponent (Date)
Points	3	McNeese State (11/25)
	1	at Maryland (2/17)
Rebounds	1	North Dakota State (11/28)
Assists	NA	



#24 YVAN OUEDRAOGO | 6-9 | 245 | So. | F | Bordeaux, France

CAREER STATS

Year	GP	GS	Min	Avg	Total					Rebounds					PF	FO	Ast	TO	Blk	Stl	Pts	Avg			
					FG	FGA	Pct	3FG	3FGA	Pct	FT	FTA	Pct	Off									Def	Tot	Avg
2019-20	32	30	682	21.3	70	168	.417	0	0	.000	41	86	.477	90	113	203	6.3	52	0	15	48	9	13	181	5.7
2020-21	22	4	326	14.8	28	66	.424	0	0	.000	18	46	.391	40	42	82	3.7	32	0	9	12	11	10	74	3.4
TOTAL	54	34	1008	18.7	98	234	.419	0	0	.000	59	132	.447	130	155	285	5.3	84	0	24	60	20	23	255	4.7

2020-21 GAME BY GAME

Opponent	Date	GS	Min	TOTAL			3-PTS			FT	FTA	Pct	REBOUNDS				PF	FO	A	TO	Blk	Stl	Pts	Avg
				FG	FGA	Pct	3FG	FGA	Pct				Off	Def	Tot	Avg								
McNeese State	11/25/20		23	3	12	.250	0	0	.000	3	5	.600	3	4	7	7.0	2	0	0	1	0	2	9	9.0
Nevada	11/26/20		15	0	1	.000	0	0	.000	2	3	.667	3	0	3	5.0	4	0	1	1	0	1	2	5.5
North Dakota State	11/28/20		19	2	5	.400	0	0	.000	0	2	.000	5	2	7	5.7	1	0	0	0	1	0	4	5.0
South Dakota	12/1/20		18	1	1	1.000	0	0	.000	0	0	.000	1	4	5	5.5	2	0	0	0	2	0	2	4.3
Georgia Tech	12/9/20		12	0	1	.000	0	0	.000	0	0	.000	1	0	1	4.6	0	0	0	0	0	0	0	3.4
at No. 8 Creighton	12/11/20		18	1	3	.333	0	0	.000	2	3	.667	2	2	4	4.5	3	0	2	1	2	0	4	3.5
Doane	12/17/20		18	3	5	.600	0	0	.000	7	10	.700	4	9	13	5.7	3	0	1	1	0	0	13	4.9
at No. 9 Wisconsin	12/22/20	*	24	3	4	.750	0	0	.000	0	0	.000	2	4	6	5.8	2	0	1	0	2	1	6	5.0
No. 19 Michigan	12/25/20	*	30	3	4	.750	0	0	.000	0	3	.000	3	3	6	5.8	4	0	1	0	1	0	6	5.1
at No. 25 Ohio State	12/30/20	*	21	1	3	.333	0	0	.000	2	4	.500	3	2	5	5.7	1	0	0	1	1	0	4	5.0
No. 17 Michigan State	1/2/21	*	26	3	5	.600	0	0	.000	0	2	.000	3	1	4	5.5	0	0	0	2	0	1	6	5.1
Indiana	1/10/21		DNP																					
at Michigan State	2/6/21		14	2	4	.500	0	0	.000	0	3	.000	1	2	3	5.3	0	0	0	0	0	1	4	5.0
at Minnesota	2/8/21		13	0	1	.000	0	0	.000	0	2	.000	2	1	3	5.2	0	0	0	1	0	1	0	4.6
No. 21 Wisconsin	2/10/21		9	1	1	1.000	0	0	.000	0	2	.000	1	2	3	5.0	2	0	1	1	0	0	2	4.4
No. 6 Illinois	2/12/21		11	0	1	.000	0	0	.000	1	2	.500	0	0	0	4.7	3	0	0	0	0	1	1	4.2
at Penn State	2/14/21		8	2	4	.500	0	0	.000	0	1	.000	1	1	2	4.5	0	0	0	0	1	0	4	4.2
at Maryland	2/16/21		3	0	0	.000	0	0	.000	0	0	.000	0	0	0	4.2	0	0	0	0	0	0	0	3.9
at Maryland	2/17/21		8	0	1	.000	0	0	.000	0	0	.000	1	0	1	4.1	1	0	1	0	0	0	0	3.7
Purdue	2/20/21		20	3	8	.375	0	0	.000	1	4	.250	4	4	8	4.3	2	0	1	1	0	1	7	3.9
Penn State	2/23/21		3	0	0	.000	0	0	.000	0	0	.000	0	1	1	4.1	0	0	0	0	1	0	0	3.7
at No. 5 Illinois	2/25/21		3	0	0	.000	0	0	.000	0	0	.000	0	0	0	3.9	2	0	0	1	0	0	0	3.5
Minnesota	2/27/21		DNP																					
Rutgers	3/1/21		DNP																					
at No. 5 Iowa	3/4/21		11	0	2	.000	0	0	.000	0	0	.000	0	0	0	3.7	0	0	0	1	0	1	0	3.4
Totals		4	326	28	66	.424	0	0	.000	18	46	.391	40	42	82	3.7	32	0	9	12	11	10	74	3.4

NOTING OUEDRAOGO


- Spent most of the summer in France during the pandemic and worked on his body, losing nearly 20 pounds and working on his explosiveness
- Played 11 minutes at No. 5 Iowa, recording a steal
- Saw extensive action against Purdue, finishing with a team-high eight rebounds and seven points in 20 minutes
- Finished with four points and two boards in seven minutes at Penn State
- Had two points, three rebounds and an assist in nine minutes vs. No. 21 Wisconsin
- Grabbed three rebounds in 13 minutes of work at Minnesota
- Had four points and three boards in 13 minutes at Michigan State after missing the Indiana game
- Tallied six points and four boards in 26 minutes vs. No. 17 Michigan State
- Finished with four points and five boards in 21 minutes at No. 25 Ohio State
- Had six points and six boards in 29 minutes against No. 19 Michigan
- Made his first start of the season at No. 9 Wisconsin, finishing with six points, six boards and two blocked shots
- Scored a career-high 13 points and added 13 boards in 18 minutes of work against Doane for his first double-double of the season
- Grabbed seven boards in 18 minutes against North Dakota State
- Totaled nine points and seven boards in 24 minutes off the bench against McNeese State
- Started 30 games as a 17-year-old, averaging 5.7 points and a team-high 6.3 rebounds per game in 2019-20, ranking third among Big Ten freshmen in rebounding
- Set school freshman marks for season rebounds (203) and double-doubles (three)
- Established a school freshman single-game record with 19 rebounds against Northwestern on March 1, 2020, breaking the previous mark of 17 set two other times
- Made significant strides, averaging 6.8 points and 7.6 rebounds per game over the Huskers' final nine games, including two of his three double-doubles
- Spent the summer of 2019 playing for the French U-18 National Team, helping France to a 6-1 record and fifth-place finish at the European Championships
- Attended the National Institute of Sport, Expertise and Performance (INSEP), a program which produced Clint Capela, Boris Diaw and Tony Parker, among others
- Represented France in the 2018 FIBA U-16 European Championships, when he averaged 12.7 points and 9.7 rebounds per game to earn team MVP honors

MISC. STATS

Category	2020-21	Career
Double-Figure Scoring	1	7
Double-Figure Rebounding	1	7
Double-Figure Assists	0	0
Double-Doubles	1	4
Led NU in Scoring	0	0
Led NU in Rebounding	4	16
Led NU in Assists	0	0
20+ Point Games	0	0
30+ Point Games	0	0

TOP PERFORMANCES OF 2020-21

Category	No.	Opponent (Date)
Points	13	Doane (12/17)
	9	McNeese State (11/25)
Rebounds	13	Doane (12/17)
	8	Purdue (2/20)
	7	McNeese State (11/25)
	7	North Dakota State (11/28)
Blocks	2	South Dakota (12/1)
	2	at Creighton (12/11)
	2	at Wisconsin (12/22)



#34 THORIR THORBJARNARSON | 6-6 | 202 | Sr. | G | Reykjavik, Iceland

CAREER STATS

Year	GP	GS	Min	Avg	Total					Rebounds				PF	FO	Ast	TO	Blk	Stl	Pts	Avg				
					FG	FGA	Pct	3FG	3FGA	Pct	FT	FTA	Pct									Off	Def	Tot	Avg
2017-18	9	0	19	2.1	3	7	.429	2	5	.400	0	0	.000	1	3	4	0.4	4	0	3	1	0	1	8	0.9
2018-19	25	7	307	12.3	19	56	.339	4	23	.174	8	12	.667	10	43	53	2.1	25	0	29	13	5	14	50	2.0
2019-20	32	24	935	29.2	100	221	.452	48	129	.372	32	41	.780	18	134	152	4.8	66	1	42	47	4	36	280	8.8
2020-21	25	10	529	21.2	31	96	.323	14	57	.246	10	13	.769	14	58	72	2.9	37	0	38	20	3	23	86	3.4
TOTAL	91	41	1790	19.7	153	380	.403	68	214	.318	50	66	.758	43	238	281	3.1	132	1	112	81	12	74	424	4.7

2020-21 GAME BY GAME

Opponent	Date	GS	Min	TOTAL			3-PTS			FT	FTA	Pct	REBOUNDS				PF	FO	A	TO	Blk	Stl	Pts	Avg	
				FG	FGA	Pct	3FG	FGA	Pct				Off	Def	Tot	Avg									
McNeese State	11/25/20	*	26	3	9	.333	2	5	.400	0	0	.000	1	1	2	2.0	0	0	1	1	0	1	8	8.0	
Nevada	11/26/20	*	28	0	4	.000	0	4	.000	0	0	.000	0	4	4	3.0	3	0	2	0	0	1	0	4.0	
North Dakota State	11/28/20	*	29	1	5	.200	1	4	.250	0	0	.000	0	3	3	3.0	3	0	1	0	0	3	3	3.7	
South Dakota	12/1/20	*	22	0	2	.000	0	1	.000	0	0	.000	1	2	3	3.0	1	0	0	2	0	1	0	2.8	
Georgia Tech	12/9/20	*	34	1	4	.250	0	1	.000	0	0	.000	4	3	7	3.8	1	0	5	1	0	1	2	2.6	
at No. 8 Creighton	12/11/20	*	32	3	5	.600	2	3	.667	0	0	.000	0	6	6	4.2	1	0	3	4	0	0	8	3.5	
Doane	12/17/20	*	16	3	7	.429	0	3	.000	2	2	1.000	0	2	2	3.9	0	0	0	0	0	0	8	4.1	
at No. 9 Wisconsin	12/22/20		25	1	6	.167	1	5	.200	1	2	.500	0	2	2	3.6	3	0	2	2	0	1	4	4.1	
No. 19 Michigan	12/25/20		18	0	0	.000	0	0	.000	0	0	.000	1	1	2	3.4	3	0	0	0	0	0	0	3.7	
at No. 25 Ohio State	12/30/20		24	1	3	.333	0	2	.000	0	0	.000	0	5	5	3.6	4	0	0	2	0	2	2	3.5	
No. 17 Michigan State	1/2/21		23	1	4	.250	0	1	.000	1	2	.500	0	2	2	3.5	3	0	2	0	0	0	3	3.5	
Indiana	1/10/21		11	0	0	.000	0	0	.000	0	0	.000	0	2	2	3.3	0	0	0	0	0	0	0	3.2	
at Michigan State	2/6/21		14	2	3	.667	0	0	.000	0	0	.000	0	0	0	3.1	2	0	0	1	0	1	4	3.2	
at Minnesota	2/8/21		15	2	6	.333	0	3	.000	1	1	1.000	1	1	2	3.0	1	0	1	0	0	0	5	3.4	
No. 21 Wisconsin	2/10/21		10	0	1	.000	0	0	.000	0	0	.000	0	0	0	2.8	0	0	0	0	0	0	0	3.1	
No. 6 Illinois	2/12/21		18	3	5	.600	2	3	.667	0	0	.000	0	1	1	2.7	1	0	1	0	1	2	8	3.4	
at Penn State	2/14/21		8	0	1	.000	0	0	.000	0	0	.000	1	1	2	2.6	0	0	1	0	0	0	0	3.2	
at Maryland	2/16/21		15	0	3	.000	0	2	.000	0	0	.000	0	2	2	2.6	2	0	1	0	0	1	0	3.1	
at Maryland	2/17/21		11	0	0	.000	0	0	.000	0	0	.000	1	0	1	2.5	1	0	0	0	0	0	0	2.9	
Purdue	2/20/21		22	3	6	.500	3	6	.500	0	0	.000	0	4	4	2.6	2	0	4	1	2	1	9	3.2	
Penn State	2/23/21		25	2	4	.500	2	3	.667	2	2	1.000	0	3	3	2.6	3	0	0	0	0	2	8	3.4	
at No. 5 Illinois	2/25/21		25	0	1	.000	0	1	.000	0	0	.000	0	1	1	2.5	1	0	2	0	0	1	0	3.3	
Minnesota	2/27/21	*	25	3	4	.750	1	2	.500	3	4	.750	0	4	4	2.6	1	0	2	3	0	0	10	3.6	
Rutgers	3/1/21	*	34	1	5	.200	0	4	.000	0	0	.000	3	4	7	2.8	1	0	5	1	0	4	2	3.5	
at No. 5 Iowa	3/4/21	*	27	1	8	.125	0	4	.000	0	0	.000	1	4	5	2.9	0	0	5	2	0	1	2	3.4	
Totals			10	529	31	96	.323	14	57	.246	10	13	.769	14	58	72	2.9	37	0	38	20	3	23	86	3.4

NOTING THORBJARNARSON

- Returning starter who can fill a variety of roles and doesn't need to score to make a positive impact on games
- Dished out five assists and had five boards in 27 minutes at No. 5 Iowa
- Turned in an all-around effort against Rutgers with seven rebounds, five assists and four steals in the 72-51 win
- Reached double figures with a season-high 10 points on 3-of-4 shooting against Minnesota
- Continued his late-season surge with eight points and three boards in 25 minutes vs. Penn State
- Put together his best game of the year against Purdue with nine points, four rebounds, four assists and two blocks
- Matched his season high with eight points, including 2-of-3 from 3-point range, against No. 6 Illinois
- Had five points and two rebounds in 16 minutes off the bench at Minnesota
- Had four points and a steal in 14 minutes at Michigan State
- Grabbed a pair of rebounds in 11 minutes off the bench against Indiana
- Totaled two points, five boards and a pair of steals at No. 25 Ohio State
- Finished with eight points and two boards in 16 minutes against Doane
- Matched season high with eight points on 3-of-5 shooting, along with six boards and three assists at No. 8 Creighton
- Set season highs in both rebounds (seven) and assists (five) in 34 minutes against Georgia Tech
- Had three points, three steals and three rebounds in 28 minutes against Nevada
- Had eight points, including a pair of 3-pointers, against McNeese State while helping hold Dru Kuxhausen, who ranked among national 3-point leaders in 2019-20 to just 11 points on 4-of-11 shooting
- Played in all 32 games, including 24 starts, in 2019-20 and averaged 8.8 points, 4.8 rebounds, 1.3 assists and 1.1 steals per game, finishing 10th in the Big Ten in steals and 14th in 3-point percentage (.372)
- Reached double figures 13 times, including a trio of 17-point efforts (at Indiana, vs. Iowa, at Rutgers)
- Started all 20 Big Ten games, averaging 10.6 ppg, while ranking second on the team in rebounding (5.5 rpg) and third in assists (1.7 apg)
- Played for the Iceland National Team during the Games of the Small States of Europe in the summer of 2019, averaging 10 points per game
- Was in the rotation during the second half of the 2018-19 season, playing in 25 contests, including seven starts
- Nebraska's first scholarship player from Iceland and one of the few players from the nation on Division I teams
- Played for KR Reykjavik in the Icelandic League for three years (2015-17), helping the team to three straight titles and a pair of Icelandic Cups in 2016 and 2017

MISC. STATS

Category	2020-21	Career
Double-Figure Scoring	1	14
Double-Figure Rebounding	0	1
Double-Figure Assists	0	0
Double-Doubles	0	0
Led NU in Scoring	0	2
Led NU in Rebounding	1	9
Led NU in Assists	5	8
20+ Point Games	0	0
30+ Point Games	0	0

TOP PERFORMANCES OF 2020-21

Category	No.	Opponent (Date)
Points	10	Minnesota (2/27)
	9	Purdue (2/20)
	8	Penn State (2/23)
	8	Illinois (2/12)
	8	McNeese State (11/25)
	8	at Creighton (12/11)
	8	Doane (12/17)
	8	
Rebounds	7	Georgia Tech (12/9)
	7	Rutgers (3/1)
	6	at Creighton (12/11)
Assists	5	Georgia Tech (12/9)
	5	at Iowa (3/4)
	5	Rutgers (3/1)
	4	Purdue (2/20)



#35 EDUARDO ANDRE | 6-10 | 228 | Fr. | F | London, England

CAREER STATS

Year	GP	GS	Min		Total			3FG			3FGA			Pct			Rebounds			PF	FO	Ast	TO	Blk	Stl	Pts	Avg
			Min	Avg	FG	FGA	Pct	3FG	3FGA	Pct	FT	FTA	Pct	Off	Def	Tot	Avg										
2020-21	18	0	158	8.8	19	31	.613	0	0	.000	7	16	.438	12	28	40	2.2	36	1	9	9	5	4	45	2.5		
TOTAL	18	0	158	8.8	19	31	.613	0	0	.000	7	16	.438	12	28	40	2.2	36	1	9	9	5	4	45	2.5		

2020-21 GAME BY GAME

Opponent	Date	GS	Min	TOTAL			3-PTS			FT	FTA	Pct	REBOUNDS				PF	FO	A	TO	Blk	Stl	Pts	Avg			
				FG	FGA	Pct	3FG	FGA	Pct				Off	Def	Tot	Avg											
McNeese State	11/25/20	DNP																									
Nevada	11/26/20	DNP																									
North Dakota State	11/28/20	DNP																									
South Dakota	12/1/20	DNP																									
Georgia Tech	12/9/20	DNP																									
at No. 8 Creighton	12/11/20	DNP																									
Doane	12/17/20		14	4	4	1.000	0	0	.000	1	2	.500	1	3	4	4.0	3	0	1	0	2	0	9	9.0			
at No. 9 Wisconsin	12/22/20		1	1	1	1.000	0	0	.000	0	0	.000	0	0	0	2.0	0	0	0	0	0	0	2	5.5			
No. 19 Michigan	12/25/20		4	0	1	.000	0	0	.000	1	2	.500	0	1	1	1.7	0	0	0	1	0	0	1	4.0			
at No. 25 Ohio State	12/30/20		7	1	1	1.000	0	0	.000	1	1	1.000	1	1	2	1.8	4	0	0	1	0	0	3	3.8			
No. 17 Michigan State	1/2/21		2	0	0	.000	0	0	.000	0	0	.000	0	1	1	1.6	0	0	0	1	0	0	0	3.0			
Indiana	1/10/21		2	0	0	.000	0	0	.000	0	0	.000	0	0	0	1.3	0	0	0	0	0	0	0	2.5			
at Michigan State	2/6/21	DNP																									
at Minnesota	2/8/21		13	0	1	.000	0	0	.000	0	0	.000	0	3	3	1.6	1	0	2	0	1	0	0	2.1			
No. 21 Wisconsin	2/10/21		10	1	1	1.000	0	0	.000	0	0	.000	0	1	1	1.5	5	1	0	0	1	0	2	2.1			
No. 6 Illinois	2/12/21		11	0	1	.000	0	0	.000	2	2	1.000	0	3	3	1.7	2	0	1	1	0	0	2	2.1			
at Penn State	2/14/21		7	1	2	.500	0	0	.000	0	0	.000	0	3	3	1.8	3	0	1	0	0	0	2	2.1			
at Maryland	2/16/21		10	0	1	.000	0	0	.000	0	2	.000	1	3	4	2.0	1	0	0	2	0	2	0	1.9			
at Maryland	2/17/21		7	0	2	.000	0	0	.000	0	0	.000	0	1	1	1.9	0	0	0	0	0	0	0	1.8			
Purdue	2/20/21		6	1	3	.333	0	0	.000	0	2	.000	1	0	1	1.8	2	0	0	0	0	0	2	1.8			
Penn State	2/23/21		9	1	1	1.000	0	0	.000	0	0	.000	0	2	2	1.9	3	0	1	1	0	1	2	1.8			
at No. 5 Illinois	2/25/21		11	3	5	.600	0	0	.000	1	3	.333	1	1	2	1.9	4	0	0	0	0	1	7	2.1			
Minnesota	2/27/21		15	3	4	.750	0	0	.000	1	2	.500	2	4	6	2.1	2	0	0	0	0	0	7	2.4			
Rutgers	3/1/21		14	1	1	1.000	0	0	.000	0	0	.000	2	1	3	2.2	4	0	1	2	1	0	2	2.4			
at No. 5 Iowa	3/4/21		15	2	2	1.000	0	0	.000	0	0	.000	3	0	3	2.2	2	0	2	0	0	0	4	2.5			
Totals			0	158	19	31	.613	0	0	.000	7	16	.438	12	28	40	2.2	36	1	9	9	5	4	45	2.5		

NOTING ANDRE

- Freshman who provides size and shot-blocking ability for the Husker frontcourt, as he possesses a 7-foot-4 wingspan and has added 10 pounds since getting on campus in June
- Tallied four points, three boards and two assists in 15 minutes at No. 5 Iowa
- Had two points, three rebounds and a blocked shot in 14 minutes against Rutgers
- Played one of his best games of the season against Minnesota with seven points and six boards in 15 minutes
- Had seven points and two rebounds in 11 minutes at No. 5 Illinois
- Established season highs in rebounds (four) and steals (two) at Maryland on Feb. 16
- Had two points and three rebounds in seven minutes of work at Penn State
- Gave NU quality minutes off the bench with two points and three rebounds against No. 6 Illinois
- Had two points, a rebound and a blocked shot in nine minutes against No. 21 Wisconsin
- Saw extensive action in the second half at Minnesota, grabbing three boards and dishing out two assists in 13 minutes
- Saw limited time against No. 17 Michigan State and against Indiana
- Finished with three points in seven minutes off the bench against Ohio State
- Had one point and a rebound in five minutes against No. 19 Michigan
- Played the final minute at No. 9 Wisconsin, making his only attempt against the Badgers
- Made his debut against Doane, finishing with nine points on 4-of-4 shooting, four rebounds and two blocked shots
- Missed Nebraska's first six games
- Three-star recruit who averaged 10.3 points, 9.8 rebounds and 3.9 blocked shots per game at AZ Compass Prep as a high school senior in 2019-20
 - Moved to America prior to his sophomore season and spent two years at Woodrow Wilson High School in Dallas, averaging 12.3 points, 11.5 rebounds and 4.3 blocks per game and was named district defensive player of the year
 - Was a late bloomer to the sport, as he did not start playing basketball competitively until he was 14 years old and grew up playing soccer
 - Chose NU over offers from Illinois, Maryland and Texas A&M among others

MISC. STATS

Category	2020-21	Career
Double-Figure Scoring	0	0
Double-Figure Rebounding	0	0
Double-Figure Assists	0	0
Double-Doubles	0	0
Led NU in Scoring	0	0
Led NU in Rebounding	0	0
Led NU in Assists	0	0
20+ Point Games	0	0
30+ Point Games	0	0

TOP PERFORMANCES OF 2020-21

Category	No.	Opponent (Date)
Points	9	Doane (12/17)
	7	at Illinois (2/25)
	7	Minnesota (2/27)
Rebounds	6	Minnesota (2/27)
	4	Doane (12/17)
	4	at Maryland (2/16)
Assists	2	at Minnesota (2/8)
	2	at Iowa (3/4)
Blocks	2	Doane (12/17)
	1	Rutgers (3/1)
	1	at Minnesota (2/8)
	1	Wisconsin (2/10)



#44 BRET PORTER | 6-5 | 228 | R-Fr. | F | Omaha, Neb.

CAREER STATS

Year	GP	GS	Min	Avg	Total					Rebounds					PF	FO	Ast	TO	Blk	Stl	Pts	Avg			
					FG	FGA	Pct	3FG	3FGA	Pct	FT	FTA	Pct	Off									Def	Tot	Avg
2020-21	7	0	10	1.4	0	0	.000	0	0	.000	0	0	.000	0	1	1	0.1	1	0	1	1	1	0	0	0.0
TOTAL	7	0	10	1.4	0	0	.000	0	0	.000	0	0	.000	0	1	1	0.1	1	0	1	1	1	0	0	0.0

2020-21 GAME BY GAME

Opponent	Date	GS	Min	TOTAL			3-PTS			FT	FTA	Pct	REBOUNDS				PF	FO	A	TO	Blk	Stl	Pts	Avg	
				FG	FGA	Pct	3FG	FGA	Pct				Off	Def	Tot	Avg									
McNeese State	11/25/20	3		0	0	.000	0	0	.000	0	0	.000	0	1	1	1.0	1	0	0	0	0	0	0	0.0	
Nevada	11/26/20	DNP																							
North Dakota State	11/28/20	2		0	0	.000	0	0	.000	0	0	.000	0	0	0	0.5	0	0	0	0	1	0	0	0.0	
South Dakota	12/1/20	DNP																							
Georgia Tech	12/9/20	DNP																							
at No. 8 Creighton	12/11/20	2		0	0	.000	0	0	.000	0	0	.000	0	0	0	0.3	0	0	0	1	0	0	0	0.0	
Doane	12/17/20	DNP																							
No. 9 Wisconsin	12/22/20	DNP																							
No. 19 Michigan	12/25/20	DNP																							
at No. 25 Ohio State	12/30/20	DNP																							
No. 17 Michigan State	1/2/21	DNP																							
Indiana	1/10/21	DNP																							
at Michigan State	2/6/21	DNP																							
at Minnesota	2/8/21	DNP																							
No. 21 Wisconsin	2/10/21	DNP																							
No. 6 Illinois	2/12/21	DNP																							
at Penn State	2/14/21	DNP																							
at Maryland	2/16/21	1		0	0	.000	0	0	.000	0	0	.000	0	0	0	0.3	0	0	0	0	0	0	0	0.0	
at Maryland	2/17/21	DNP																							
Purdue	2/20/21	DNP																							
Penn State	2/23/21	DNP																							
at No. 5 Illinois	2/25/21	0		0	0	.000	0	0	.000	0	0	.000	0	0	0	0.2	0	0	0	0	0	0	0	0.0	
Minnesota	2/27/21	DNP																							
Rutgers	3/1/21	1		0	0	.000	0	0	.000	0	0	.000	0	0	0	0.2	0	0	0	0	0	0	0	0.0	
at No. 5 Iowa	3/4/21	1		0	0	.000	0	0	.000	0	0	.000	0	0	0	0.1	0	0	1	0	0	0	0	0.0	
Totals		0	10	0	0	.000	0	0	.000	0	0	.000	0	1	1	0.1	1	0	1	1	1	0	0	0.0	

NOTING PORTER

- Walk-on who redshirted during the 2019-20 season
- Played the final minute in the win over Rutgers and the loss at No. 5 Iowa
- Made his collegiate debut with three minutes against McNeese State
- Played the final minute at Maryland on Feb. 16, his first action since Dec. 11
- Blocked a shot in 1:37 of playing time in the win against North Dakota State
- Played the final 1:43 of the loss at No. 8 Creighton
- Returned from a torn ACL in June of 2018 to play as a senior, averaging 6.2 points and 4.4 rebounds as Millard North High School reached the district final in 2019
- Enjoyed a strong junior season, averaging 13.5 points and 7.5 rebounds per game for the Mustangs
- Was AAU teammates with fellow Huskers Akol Arop and Jace Piatkowski
- Is a fourth-generation athlete at Nebraska, as his father (Budge, 1975) grandfather (Mort, 1943, 1946-47) and great grandfather (Grove, 1913-15) all played football for the Cornhuskers

MISC. STATS

Category	2020-21	Career
Double-Figure Scoring	0	0
Double-Figure Rebounding	0	0
Double-Figure Assists	0	0
Double-Doubles	0	0
Led NU in Scoring	0	0
Led NU in Rebounding	0	0
Led NU in Assists	0	0
20+ Point Games	0	0
30+ Point Games	0	0

TOP PERFORMANCES OF 2020-21

Category	No.	Opponent (Date)
Points	NA	
Rebounds	1	McNeese State (11/25)
Assists	NA	



#45 DALANO BANTON | 6-9 | 204 | So. | G | Toronto, Ontario, Canada

CAREER STATS

Year	GP	GS	Min	Avg	Total					Rebounds					PF	FO	Ast	TO	Blk	Stl	Pts	Avg.			
					FG	FGA	Pct	3FG	3FGA	Pct	FT	FTA	Pct	Off									Def	Tot	Avg
2018-19*	31	12	469	15.1	39	97	.402	8	37	.216	19	34	.559	16	76	92	3.0	27	0	65	52	16	14	105	3.4
2020-21	25	22	693	27.7	86	209	.411	19	76	.250	57	87	.655	27	128	155	6.2	51	1	101	64	24	25	248	9.9
TOTAL	25	22	693	27.7	86	209	.411	19	76	.250	57	87	.655	27	128	155	6.2	51	1	101	64	24	25	248	9.9
<i>All*</i>	<i>56</i>	<i>34</i>	<i>1162</i>	<i>20.8</i>	<i>125</i>	<i>306</i>	<i>.408</i>	<i>27</i>	<i>113</i>	<i>.239</i>	<i>76</i>	<i>121</i>	<i>.628</i>	<i>43</i>	<i>204</i>	<i>247</i>	<i>4.4</i>	<i>78</i>	<i>1</i>	<i>166</i>	<i>116</i>	<i>40</i>	<i>39</i>	<i>353</i>	<i>6.3</i>

*-Statistics from Western Kentucky

2020-21 GAME BY GAME

Opponent	Date	GS	Min	TOTAL			3-PTS			REBOUNDS			PF	FO	A	TO	Blk	Stl	Pts	Avg				
				FG	FGA	Pct	3FG	FGA	Pct	FT	FTA	Pct									Off	Def	Tot	Avg
McNeese State	11/25/20	* 22	4	7	.571	0	2	.000	6	8	.750	2	4	6	6.0	2	0	6	2	4	3	14	14.0	
Nevada	11/26/20	* 38	6	17	.353	3	11	.273	3	4	.750	2	5	7	6.5	1	0	5	1	1	1	18	16.0	
North Dakota State	11/28/20	* 30	4	7	.571	0	1	.000	4	5	.800	2	7	9	7.3	0	0	8	2	1	1	12	14.7	
South Dakota	12/1/20	* 27	3	7	.429	0	1	.000	4	5	.800	0	5	5	6.8	3	0	4	1	0	3	10	13.5	
Georgia Tech	12/9/20	* 36	6	15	.400	1	4	.250	4	5	.800	2	7	9	7.2	3	0	6	5	0	1	17	14.2	
at No. 8 Creighton	12/11/20	* 27	3	6	.500	2	4	.500	4	6	.667	1	6	7	7.2	1	0	1	3	0	2	12	13.8	
Doane	12/17/20	* 21	5	7	.714	1	2	.500	2	4	.500	2	9	11	7.7	1	0	10	2	3	1	13	13.7	
at No. 9 Wisconsin	12/22/20	* 35	5	12	.417	3	5	.600	2	2	1.000	0	8	8	7.8	1	0	4	2	0	0	15	13.9	
No. 19 Michigan	12/25/20	* 35	7	16	.438	1	2	.500	2	4	.500	1	4	5	7.4	1	0	3	2	0	2	17	14.2	
at No. 25 Ohio State	12/30/20	* 26	3	11	.273	0	4	.000	0	0	.000	1	7	8	7.5	1	0	0	2	1	1	6	13.4	
No. 17 Michigan State	1/2/21	* 33	1	3	.333	0	1	.000	5	6	.833	1	0	1	6.9	3	0	7	4	0	0	7	12.8	
Indiana	1/10/21	* 31	4	8	.500	0	2	.000	2	6	.333	2	4	6	6.8	3	0	7	0	1	0	10	12.6	
at Michigan State	2/6/21	* 25	2	7	.286	0	2	.000	2	3	.667	1	5	6	6.8	5	1	1	4	2	1	6	12.1	
at Minnesota	2/8/21	* 32	3	9	.333	0	2	.000	3	3	1.000	0	5	5	6.6	3	0	6	5	1	1	9	11.9	
No. 21 Wisconsin	2/10/21	* 33	2	9	.222	0	3	.000	2	4	.500	2	8	10	6.9	2	0	5	3	1	0	6	11.5	
No. 6 Illinois	2/12/21	* 32	2	7	.286	0	3	.000	1	6	.167	2	4	6	6.8	4	0	1	2	2	1	5	11.1	
at Penn State	2/14/21	* 30	3	6	.500	1	2	.500	0	0	.000	0	3	3	6.6	2	0	6	4	0	2	7	10.8	
at Maryland	2/16/21	* 31	3	8	.375	2	5	.400	2	2	1.000	0	4	4	6.4	3	0	3	3	1	1	10	10.8	
at Maryland	2/17/21	* 29	4	10	.400	3	6	.500	0	1	.000	1	6	7	6.5	2	0	4	1	2	0	11	10.8	
Purdue	2/20/21	* 19	1	3	.333	0	1	.000	0	0	.000	1	5	6	6.5	0	0	2	0	1	0	2	10.4	
Penn State	2/23/21	* 13	0	2	.000	0	1	.000	0	0	.000	0	1	1	6.2	0	0	2	3	0	0	0	9.9	
at No. 5 Illinois	2/25/21	* 24	2	6	.333	0	3	.000	2	2	1.000	0	4	4	6.1	4	0	1	3	1	0	6	9.7	
Minnesota	2/27/21	21	6	10	.600	1	2	.500	1	3	.333	2	5	7	6.1	3	0	2	2	1	1	14	9.9	
Rutgers	3/1/21	23	2	5	.400	0	2	.000	3	5	.600	0	6	6	6.1	1	0	4	3	0	3	7	9.8	
at No. 5 Iowa	3/4/21	20	5	11	.455	1	5	.200	3	3	1.000	2	6	8	6.2	2	0	3	5	1	0	14	9.9	
Totals		22	693	86	209	.411	19	76	.250	57	87	.655	27	128	155	6.2	51	1	101	64	24	25	248	9.9

NOTING BANTON

- Talented guard who uses his combination of size, length and athleticism to create matchup problems for opponents, as he has a 6-11 wingspan
- Came off the bench with 14 points, eight boards and three assists at No. 5 Iowa
- Had seven points, six rebounds, four assists and three steals in the win over Rutgers
- Sparked NU's win over Minnesota with 14 points, including seven in a decisive 11-2 run, and seven boards
- Had 11 points, including 3-of-6 from 3-point range, seven rebounds and four assists at Maryland on Feb. 17
- Reached double figures for the first time since Jan. 10 with 10 points, four rebounds and three assists at Maryland on Feb. 16
- Finished with seven points and a game-high six assists in the win over Penn State
- Grabbed 10 rebounds and dished out five assists in the loss to No. 21 Wisconsin
- Totaled 10 points, seven assists and six rebounds in the loss to Indiana
- Dished out seven assists and had seven points in 33 minutes against No. 17 Michigan State
- Reached double figures with 17 points, five rebounds and three assists vs. No. 19 Michigan
- Led Nebraska with 15 points, eight rebounds and four assists at No. 9 Wisconsin
- Posted his first career triple-double with 13 points, 11 rebounds and 10 assists in 21 minutes against Doane
- Totaled 12 points - all in the first half - and seven rebounds and a pair of steals against Creighton
- Tallied 17 points, nine boards and six assists in the loss to Georgia Tech
- Nearly posted a triple double against North Dakota State with 12 points, nine rebounds and eight assists
- Led NU with 18 points, five assists and seven boards in the loss to Nevada
- Filled the stat sheet in NU's win over McNeese State, totaling 14 points, six assists, six rebounds, four blocked shots and three steals in just 22 minutes of work
- Transfer from Western Kentucky who sat out the 2019-20 season and has three years of eligibility remaining
- Reclassified to the class of 2018 to play at Western Kentucky, where he averaged 3.4 points, 3.0 rebounds and 2.1 assists per game, posting a trio of double-figure performances
- Made 12 starts, including a 13-rebound, 10-assist, eight-point effort in a win over No. 15 Wisconsin
- Top 100 recruit (Rivals and 247Sports) who played at Redemption (N.Y.) Christian Academy and was named conference MVP in his final year at the school
- Played in the BioSteel All-Canadian Game, finishing with 19 points on 9-of-16 shooting, eight rebounds and three steals
- Wears #45 as a tribute to his Mount Olive neighborhood in Toronto, as the 45 Kipling bus was his transportation to school as a child

MISC. STATS

Category	2020-21	Career
Double-Figure Scoring	14	16
Double-Figure Rebounding	2	3
Double-Figure Assists	1	2
Double-Doubles	1	2
Triple-Doubles	1	1
Led NU in Scoring	3	3
Led NU in Rebounding	9	9
Led NU in Assists	15	15
20+ Point Games	0	0
30+ Point Games	0	0

TOP PERFORMANCES OF 2020-21

Category	No.	Opponent (Date)
Points	18	Nevada (11/26)
	17	Georgia Tech (12/9)
	17	Michigan (12/25)
Rebounds	11	Doane (12/17)
	10	Wisconsin (12/10)
Assists	10	Doane (12/17)
	8	North Dakota State (11/28)
	7	Michigan State (1/2)
	7	Indiana (1/10)
Steals	3	Rutgers (3/1)
	3	McNeese State (11/25)
	3	South Dakota (12/1)
Blocks	4	McNeese State (11/25)
	3	Doane (12/17)



#33 AKOL AROP | 6-5 | 203 | So. | F | Omaha, Neb.

CAREER STATS																										
Year	GP	GS	Min	Avg	Total							Rebounds							PF	FO	Ast	TO	Blk	Stl	Pts	Avg
					FG	FGA	Pct	3FG	3FGA	Pct	FT	FTA	Pct	Off	Def	Tot	Avg									
2019-20	21	0	114	5.4	9	16	.563	1	2	.500	3	7	.429	9	19	28	1.3	18	0	1	4	6	6	22	1.0	
TOTAL	21	0	114	5.4	9	16	.563	1	2	.500	3	7	.429	9	19	28	1.3	18	0	1	4	6	6	22	1.0	

NOTING AROP

- Will miss the entire 2020-21 season following knee surgery in early November.
- Played in 21 games as a true freshman, averaging 1.0 points and 1.3 rebounds per game.
- Came off the bench to grab four rebounds and block a pair of shots in a season-high 23 minutes vs. Indiana in the Big Ten Tournament
- Tied his season high with five points on 2-of-2 shooting, including his first career 3-pointer, at Minnesota
- Established season highs in points (five), rebounds (six) and minutes (20) at No. 25 Michigan
- 2019 Gatorade Player of the Year in Nebraska who averaged 19.4 points, 10.9 rebounds and 2.6 blocks per game as a senior at Omaha Creighton Prep High School
- First-team all-state selection by the Omaha World-Herald and Lincoln Journal Star after recording 19 double-doubles as a senior
- One of nine kids in the family, including older brother, Aguek, who plays basketball at San Diego State



#30 CHRIS MCGRAW | 6-0 | 170 | So. | G | Columbus, Ohio

CAREER STATS																										
Year	GP	GS	Min	Avg	Total							Rebounds							PF	FO	Ast	TO	Blk	Stl	Pts	Avg
					FG	FGA	Pct	3FG	3FGA	Pct	FT	FTA	Pct	Off	Def	Tot	Avg									
2018-19*	4	0	6	1.5	0	1	.000	0	0	.000	0	0	.000	0	0	0	0.0	0	0	2	0	0	0	0	0.0	
All	4	0	6	1.5	0	1	.000	0	0	.000	0	0	.000	0	0	0	0.0	0	0	2	0	0	0	0	0.0	

* Statistics from Ohio University

NOTING MCGRAW

- Walk-on who is sitting out this season after transferring from Division III Otterbein University, where he did not play last season because of injury
- Began his collegiate career at Ohio University in 2018-19, playing in four games and recording two assists in six minutes of action
- Was a teammate of Husker junior guard Trey McGowens at Hargrave Military in 2017-18, as the team went 33-4 and was ranked fourth nationally
- Played his high school basketball at Bishop Watterson High School for Coach Vince Lombardo, averaging 7.8 ppg as a senior and played all four years at the school

GAME 1: NEBRASKA 102, MCNEESE STATE 55



Official Basketball Box Score - Final
McNeese at Nebraska
 11/20/20 Pinnacle Bank Arena, Lincoln
 Nebraska vs. McNeese State

Game Time: 11:03 AM
 Game Duration: 1:57

McNeese - 55

NO. Name	Min	FG			3P			FT			Rebounds	Fouls	TP	AS	TO	ST	Blocks	+/-
		M-A	M-A	M-A	M-A	M-A	M-A	M-A	M-A	M-A								
2 KeyShawn Feazell	F 24:03	1-6	0-1	4-6	2	3	11	4	3	6	3	5	0	2	0	0	-29	
23 Carlos Rosario	F 22:34	5-7	0-0	0-2	2	0	2	1	1	10	0	3	0	1	0	0	-27	
0 Dru Kuxhausen	G 33:27	4-11	3-8	0-1	0	1	1	5	4	11	0	1	0	0	0	0	-40	
3 Collin Warren	G 20:46	1-5	1-2	0-0	0	2	2	3	0	3	2	7	2	0	0	0	-26	
12 A.J. Lawson	G 30:36	2-6	1-3	1-3	1	2	3	3	6	6	1	4	0	0	0	0	-40	
45 Ra'Shawn Langston	29:53	4-9	2-5	0-0	1	1	2	3	0	10	3	1	1	0	0	0	-23	
24 Chris Orlina	10:31	1-3	0-0	0-0	0	1	1	2	0	2	0	0	0	0	0	2	-15	
15 Zach Scott	08:20	0-1	0-1	0-0	0	1	1	3	0	0	1	0	0	0	0	0	-8	
1 Jeremy Harrell	17:39	3-7	0-2	1-2	3	4	7	1	1	7	0	2	0	2	0	0	-20	
11 Myles Hutcherson	01:22	0-0	0-0	0-0	0	0	0	0	0	0	0	1	0	2	0	0	-1	
5 Evan Palmquist	01:02	0-0	0-0	0-0	0	0	0	1	0	0	0	1	0	0	0	0	-6	
Team					3	2	5			0		2						
Totals		21-55	7-22	6-14	12	23	35	26	15	55	10	27	3	5	4	4	-47	

Officials: John Higgins, Louis Garrison, Alfred Smith

Shooting By Period			
1 st FG%	11-25	44.0%	
3PT%	4-9	44.4%	
FT%	2-4	50%	
2 nd FG%	10-27	37.0%	
3PT%	3-13	23.1%	
FT%	4-10	40%	
GM FG%	21-55	38.2%	
3PT%	7-22	31.8%	
FT%	6-14	42.9%	

Dead Ball Rebounds: 2-0

Nebraska - 102

NO. Name	Min	FG			3P			FT			Rebounds	Fouls	TP	AS	TO	ST	Blocks	+/-
		M-A	M-A	M-A	M-A	M-A	M-A	M-A	M-A	M-A								
11 Lat Mayen	F 23:50	5-11	3-7	0-0	3	3	6	2	2	13	1	1	1	0	0	0	24	
0 Teddy Allen	G 23:35	6-10	1-2	1-3	1	4	5	2	3	14	2	2	3	0	0	0	30	
2 Trey McGowens	G 19:11	5-9	2-2	2-3	1	2	3	3	3	14	3	2	3	0	0	0	28	
34 Thorir Thorbjarnarson	G 25:56	3-9	2-5	0-0	1	1	2	0	1	8	1	1	1	0	1	0	12	
45 Dalano Barton	G 21:39	4-7	0-2	0-8	2	4	6	2	7	14	6	2	3	4	0	0	-20	
10 Kobe Webster	23:35	5-7	1-3	0-2	0	2	0	3	0	0	2	0	2	0	0	0	31	
24 Yvan Ouedraogo	23:57	3-12	0-0	3-5	3	4	7	2	3	9	0	1	2	0	4	31		
4 Shamiel Stevenson	22:06	4-4	0-0	5-8	3	3	6	3	4	14	2	0	2	0	0	28		
3 Elijah Wood	09:01	0-2	0-2	0-0	0	2	2	0	0	0	2	0	0	0	0	10		
21 Jace Piatkowski	03:58	1-1	1-1	0-0	0	0	0	0	0	3	0	0	0	0	0	8		
44 Bret Porter	03:12	0-0	0-0	0-0	0	1	1	0	0	0	0	0	0	0	0	4		
Team					3	2	5			0		1						
Totals		36-72	10-24	20-29	17	28	45	15	26	102	19	10	16	4	5	47		

Shooting By Period			
1 st FG%	19-33	57.6%	
3PT%	7-13	53.8%	
FT%	5-10	50%	
2 nd FG%	17-39	43.6%	
3PT%	3-11	27.3%	
FT%	15-19	78.9%	
GM FG%	36-72	50.0%	
3PT%	10-24	41.7%	
FT%	20-29	69.0%	

Dead Ball Rebounds: 5-0

Nebraska - 102

Points from			MSC			NEB		
Turnovers	8	43	1st	2nd	TOT	1st	2nd	TOT
Paint	26	50	MSC	28	27	55		
Second Chance	6	12	NEB	50	52	102		
Fast Breaks	2	29						
Bench	19	39						

GAME 2: NEVADA 69, NEBRASKA 66



Official Basketball Box Score - Final
Nevada at Nebraska
 11/20/20 Pinnacle Bank Arena, Lincoln
 Nevada vs. Nebraska

Game Time: 1:03 PM
 Game Duration: 2:09

Nevada - 69

NO. Name	Min	FG			3P			FT			Rebounds	Fouls	TP	AS	TO	ST	Blocks	+/-
		M-A	M-A	M-A	M-A	M-A	M-A	M-A	M-A	M-A								
5 Warren Washington	F 14:17	1-1	0-0	0-2	1	3	4	3	2	2	0	2	0	0	0	0	0	-15
42 K.J. Hymes	F 17:04	2-3	0-0	4-4	2	6	8	5	3	8	1	5	0	0	0	0	0	
4 Desmond Cambridge	G 34:51	7-17	2-11	2-2	0	5	5	4	2	18	1	3	1	0	0	0	8	
11 Kane Milling	G 15:10	2-3	0-0	0-1	1	3	3	4	3	4	0	0	0	0	0	0	-2	
25 Grant Sheffield	G 35:50	4-13	2-4	9-12	1	5	6	3	1	10	6	6	1	0	0	0	8	
1 Robby Robinson	26:07	1-2	0-0	0-0	1	1	2	4	2	2	0	2	0	0	0	0	12	
14 Tre Coleman	28:34	2-3	1-2	0-1	1	1	2	4	2	5	1	4	1	1	0	4		
15 Zane Meeks	15:20	4-6	0-2	0-0	1	4	5	2	1	8	1	1	0	0	0	-2		
3 Alem Huseinovic	08:58	1-2	1-2	0-0	1	1	2	1	0	3	0	0	0	0	0	0	-2	
23 DeAndre Henry	03:49	0-0	0-0	0-0	0	3	3	1	1	0	0	0	0	0	0	4		
Team					1	1	2			0		0						
Totals		24-50	6-21	15-22	10	39	49	27	24	69	12	21	3	1	1	3		

Shooting By Period			
1 st FG%	14-27	51.9%	
3PT%	4-12	33.3%	
FT%	3-5	60%	
2 nd FG%	10-23	43.5%	
3PT%	2-9	22.2%	
FT%	12-17	70.6%	
GM FG%	24-50	48.0%	
3PT%	6-21	28.6%	
FT%	15-22	68.2%	

Dead Ball Rebounds: 3-0

Nebraska - 66

NO. Name	Min	FG			3P			FT			Rebounds	Fouls	TP	AS	TO	ST	Blocks	+/-
		M-A	M-A	M-A	M-A	M-A	M-A	M-A	M-A	M-A								
11 Lat Mayen	F 26:49	2-9	2-9	1-3	0	5	5	4	3	7	1	1	1	1	0	0	13	
0 Teddy Allen	G 28:16	3-11	2-7	9-13	4	2	6	3	7	17	1	0	5	0	1	0	-9	
2 Trey McGowens	G 23:11	0-5	0-3	0-0	1	1	2	4	0	2	2	0	0	0	0	0	9	
34 Thorir Thorbjarnarson	G 28:28	0-4	0-4	0-0	0	4	4	3	0	2	0	1	0	0	0	0	0	
45 Dalano Barton	G 37:07	6-17	3-11	3-4	2	5	7	1	5	18	5	1	1	1	0	-1		
4 Shamiel Stevenson	21:13	3-5	0-1	3-3	0	3	3	2	9	2	0	2	0	0	0	-10		
10 Kobe Webster	19:41	4-10	2-6	3-4	0	0	0	2	3	13	1	2	3	0	0	-2		
24 Yvan Ouedraogo	15:17	0-1	0-0	2-3	0	0	3	4	3	2	1	1	0	0	0	-15		
Team					1	0	1			0		0						
Totals		18-62	9-41	21-30	11	20	31	24	27	66	13	9	12	1	1	3		

Shooting By Period			
1 st FG%	8-32	25.0%	
3PT%	4-20	20.0%	
FT%	9-14	64.3%	
2 nd FG%	10-30	33.3%	
3PT%	12-16	75%	
FT%	12-21	57.1%	
GM FG%	18-62	29.0%	
3PT%	9-41	22.0%	
FT%	21-30	70.0%	

Dead Ball Rebounds: 3-0

Biggest lead		Points from		Turnovers		Period by Period Scoring	
9 (1 st 0:26)	10 (2 nd 9:34)	NWP	NEB	1st	2nd	TOT	TOT
Best Scoring Run	7 (1 st 12:25)	10 (2 nd 11:15)	9	20	30	18	
Lead Changes	5	8	13	NWP	29	34	69
Times Tied	6	5	5	NEB	35	37	66
Time with Lead	16:40	18:29	18	24			

GAME 3: NEBRASKA 79, NORTH DAKOTA STATE 57



Official Basketball Box Score - Final
North Dakota St. at Nebraska
 11/20/20 Pinnacle Bank Arena, Lincoln
 North Dakota State vs. Nebraska

Game Time: 11:01 AM
 Game Duration: 1:56

North Dakota St. - 57

NO. Name	Min	FG			3P			FT			Rebounds	Fouls	TP	AS	TO	ST	Blocks	+/-
		M-A	M-A	M-A	M-A	M-A	M-A	M-A	M-A	M-A								
34 Rocky Kreuzer	F 20:49	1-6	1-2	4-4	0	4	4	4	3	7	1	2	1	0	0	0	-20	
3 Tyree Eady	G 28:21	3-10	1-4	0-0	4	9	13	1	2	7	1	5	0	0	0</			

GAME 5: GEORGIA TECH 75, NEBRASKA 64

Official Basketball Box Score - Final
Georgia Tech at Nebraska
 12/19/20 Pinnacle Bank Arena, Lincoln
 Nebraska vs. Georgia Tech

Game Time: 6:16 PM
 Game Duration: 2:08

Officials: D.J. Carstensen, Donnie Epley, Lewis Garrison

Georgia Tech - 75 Record: 2-2

NO.	Name	Min	FG M-A	3P M-A	FT M-A	Rebounds OR DR TOT	Fouls PF FD	TP	AS	TO	ST	Blocks BS BA	+/-
4	Jordan Usher	15:57	3-7	0-1	0-0	0 3 3	2 0	6	3	0	1	0 0 0	-1
5	Moses Wright	33:32	5-8	1-1	2-3	4 4 8	3 4	13	4	0	1	2 1 1	-6
0	Michael Devoe	23:19	4-9	2-6	2-2	0 3 3	2 1	12	0	4	1	0 0 0	-2
3	Bubba Parish	37:43	1-9	1-8	4-5	1 3 4	4 3	7	2	0	3	0 0 0	5
10	Jose Alvarado	G 27:10	7-12	3-5	7-8	0 1 1	4 7	24	3	2	0	0 0 0	16
1	Kyle Sturdivant	29:43	1-6	0-2	0-2	0 5 5	4 2	2	1	2	0	0 0 0	16
12	Khalid Moore	32:36	5-7	1-2	0-0	3 5 8	0 1	11	0	0	2	0 0 0	15
Team													
Totals												26-58 8-25 15-20 0 2 2 0 0 1 13 9 8 2 1 11	

1 st FG%	13-32	40.6%
3PT%	3-14	21.4%
FT%	3-4	75%
2 nd FG%	13-26	50.0%
3PT%	5-11	45.5%
FT%	12-16	75%
GM FG%	26-58	44.8%
3PT%	8-25	32.0%
FT%	15-20	75.0%

Dead Ball Rebounds: 2, 0

Technical Fouls: NONE

Nebraska - 64 Record: 3-2

NO.	Name	Min	FG M-A	3P M-A	FT M-A	Rebounds OR DR TOT	Fouls PF FD	TP	AS	TO	ST	Blocks BS BA	+/-
11	Lat Mayen	F 26:15	2-5	1-3	2-2	1 3 4	4 2	7	0	2	0	0 1 1	-12
0	Teddy Allen	G 27:38	4-16	0-5	2-2	3 0 3	1 4	10	1	2	1	1 1 1	1
2	Trey McGowens	G 31:19	2-9	0-3	2-6	1 8 9	5 9	6	1	1	0	0 0 0	-10
34	Thorir Thorbjarnarson	G 25:39	1-4	0-1	0-0	4 3 7	1 0	2	5	1	1	0 0 0	-3
45	Dalano Barton	G 35:50	6-15	1-4	4-5	2 7 9	3 4	17	6	5	1	0 0 0	-12
10	Kobe Webster	27:22	7-9	6-7	0-0	0 2 2	4 0	20	1	2	0	0 0 0	-21
24	Yvan Ouedraogo	10:40	0-1	0-0	0-0	1 0 1	0 0	0	0	0	0	0 0 0	5
4	Shamiel Stevenson	15:17	1-2	0-0	0-0	1 2 3	1 0	2	0	1	0	0 0 0	-3
Team													
Totals												23-61 8-23 10-15 15 27 42 19 19 64 14 16 3 1 2 -11	

1 st FG%	10-29	34.5%
3PT%	5-15	33.3%
FT%	5-5	100%
2 nd FG%	13-32	40.6%
3PT%	3-9	33.3%
FT%	5-10	50%
GM FG%	23-61	37.7%
3PT%	8-23	34.8%
FT%	10-15	66.7%

Dead Ball Rebounds: 2, 0

Technical Fouls: Mayen 1st 14:00

	GEO	NEB
Biggest lead	13 (2 nd 0:59)	6 (2 nd 15:21)
Best Scoring Run	8 (2 nd 3:29)	8 (2 nd 19:46)
Lead Changes	3	3
Times Tied	7	7
Time with Lead	15:29	17:55

Points from	GEO	NEB
Turnovers	15	6
Paint	26	28
Second Chance	12	17
Fast Breaks	7	6
Bench	13	22

Period by Period Scoring	1st	2nd	TOT
GEO	32	43	75
NEB	30	34	64

GAME 6: NO. 8 CREIGHTON 98, NEBRASKA 74

Official Basketball Box Score - Final
Nebraska at #8 Creighton
 12/11/20 O'Hara Center Omaha, Omaha, Neb.
 2020-21 Men's Basketball

Game Time: 6:00 PM
 Game Duration: 2:01
 Attendance: 254

Officials: Lumar Simpson, Brian Dorsey, Keith Kirtsis

Nebraska - 74 Record: 3-3

NO.	Name	Min	FG M-A	3P M-A	FT M-A	Rebounds OR DR TOT	Fouls PF FD	TP	AS	TO	ST	Blocks BS BA	+/-
11	Lat Mayen	F 18:20	0-1	0-1	2-2	0 4 4	4 3	2	1	3	0	0 1 4	-4
0	Teddy Allen	G 30:31	10-20	3-6	3-4	5 4 9	2 3	26	2	4	2	0 0 0	-14
2	Trey McGowens	G 27:59	5-7	3-3	2-5	0 2 2	2 4	15	0	4	1	0 0 0	-29
34	Thorir Thorbjarnarson	G 33:37	3-5	2-3	0-0	0 6 6	1 1	8	3	4	0	0 1 1	-17
45	Dalano Barton	G 27:13	3-6	2-4	4-6	1 6 7	1 3	12	1	3	2	0 0 0	-11
24	Yvan Ouedraogo	18:50	1-3	0-0	2-2	2 4 2	3 2	4	2	1	0	2 1 1	-11
4	Shamiel Stevenson	16:37	1-6	0-3	0-0	1 2 3	2 4	2	1	2	0	0 0 0	-23
10	Kobe Webster	23:44	2-8	1-5	0-2	0 1 1	0 2	5	2	2	0	1 1 8	-8
3	Elijah Wood	01:43	0-1	0-1	0-0	0 0 0	0 0	0	0	0	0	0 0 0	-1
21	Jace Piatkowski	01:43	0-0	0-0	0-0	0 0 0	0 0	0	0	0	0	0 0 0	-1
44	Bret Porter	01:43	0-0	0-0	0-0	0 0 0	0 0	0	0	0	0	0 0 0	-1
Team													
Totals												25-57 11-26 13-22 11 28 39 15 19 74 12 25 5 3 5 -24	

1 st FG%	12-25	48.0%
3PT%	5-13	38.5%
FT%	11-17	64.7%
2 nd FG%	13-32	40.6%
3PT%	6-13	46.2%
FT%	2-5	40%
GM FG%	25-57	43.9%
3PT%	14-30	46.7%
FT%	13-22	59.1%

Dead Ball Rebounds: 4, 0

Technical Fouls: NONE

#8 Creighton - 98 Record: 4-1

NO.	Name	Min	FG M-A	3P M-A	FT M-A	Rebounds OR DR TOT	Fouls PF FD	TP	AS	TO	ST	Blocks BS BA	+/-
13	Christian Bishop	F 13:29	5-5	0-0	0-2	1 2 3	4 2	10	1	2	3	0 0 0	4
23	Damien Jefferson	F 30:03	5-9	1-4	0-1	1 3 4	2 2	11	5	3	1	1 0 0	26
11	Marcus Zegarowski	G 33:10	6-13	5-7	5-5	0 3 3	3 5	22	5	4	4 0 0	12	
24	Mitch Ballcock	G 32:47	2-5	2-5	0-0	0 2 2	0 2	6	0	4	0	1 0 23	
34	Denzel Mahoney	G 27:40	7-18	4-10	2-2	1 3 4	2 2	20	4	2	1 0 1	25	
32	Ryan Kalkbrenner	18:32	6-9	0-0	1-3	5 8 2	3 3	13	0	1	0	3 0 0	6
0	Antwan Jones	18:17	3-6	1-2	0-0	0 4 4	1 0	7	2	1	1 0 0	7	
4	Shereef Mitchell	13:14	3-5	1-1	0-0	0 0 0	2 1	7	2	0	0 1 0	13	
41	Jacob Epperson	03:45	0-0	0-0	0-0	0 1 0	0 0	0	0	0	0 0 0	2	
10	Jett Canfield	02:50	1-1	0-0	0-0	0 0 0	0 0	2	1	0	0 0 0	0	
20	Nic Zeil	02:50	0-0	0-0	0-0	0 0 0	0 0	0	0	0	0 0 0	0	
14	Samr Osmani	01:43	0-0	0-0	0-0	0 0 0	0 0	0	0	0	0 1 0	0	
22	Devin Davis	01:43	0-2	0-1	0-0	0 0 0	0 0	0	0	0	0 0 0	0	
Team													
Totals												38-73 14-30 8-13 10 26 36 19 15 98 24 13 16 5 3 24	

1 st FG%	15-35	42.9%
3PT%	7-16	43.8%
FT%	7-11	63.6%
2 nd FG%	23-38	60.5%
3PT%	7-14	50.0%
FT%	1-2	50%
GM FG%	38-73	52.1%
3PT%	14-30	46.7%
FT%	8-13	61.5%

Dead Ball Rebounds: 2, 0

Technical Fouls: NONE

	NEB	CREIG
Biggest lead	3 (1 st 3:41)	27 (2 nd 6:42)
Best Scoring Run	7 (1 st 13:14)	15 (2 nd 9:23)
Lead Changes	6	6
Times Tied	5	18
Time with Lead	01:48	34:49

Points from	NEB	CREIG
Turnovers	13	38
Paint	26	40
Second Chance	9	12
Fast Breaks	9	18
Bench	11	29

Period by Period Scoring	1st	2nd	TOT
NEB	40	34	74
CREIG	44	54	98

GAME 7: NEBRASKA 110, DOANE 64

Official Basketball Box Score - Final
Doane at Nebraska
 12/17/20 Pinnacle Bank Arena, Lincoln
 Nebraska vs. Doane

Game Time: 6:01 PM
 Game Duration: 1:47

Officials: Rob Kluennman, Chad Barlow, Chris Pisci

Doane - 64 Record: 5-9

NO.	Name	Min	FG M-A	3P M-A	FT M-A	Rebounds OR DR TOT	Fouls PF FD	TP	AS	TO	ST	Blocks BS BA	+/-
4	Alec Oberhauser	F 22:40	1-6	1-5	1-2	0 2 2	2 1	4	2	0	1	1 1 1	-38
20	Alex Masin	F 25:50	3-8	1-5	0-0	2 9 11	3 1	7	4	2	1	1 0 0	-25
22	Jaxon Harre	F 17:08	2-8	0-2	0-0	1 1 1	1 1	4	1	2	0	0 3 4	-4
3	Anthony Laravie	G 21:14	3-12	2-10	0-0	0 2 2	1 0	8	1	0	1	0 0 0	-26
21	Joe Burt	G 21:08	3-11	3-8	2-2	3 2 5	0 1	11	0	1	0 1 0	-18	
23	Nick Saiz	09:26	1-3	1-2	0-0	0 0 0	1 0	3	0	3	0	0 0 0	-21
1	Tyler Sullivan	09:16	0-0	0-0	1-2	0 1 1	1 1	1	3	0	0	0 0 0	-5
50	Matt Hagedorn	16:03	1-3	1-3	1-4	1 0 1	5 3	4	0	0	0 1 0	-8	
24	Trey Winkler	09:34	4-6	3-4	0-0	0 0 0	0 0	11	0	0	0 0 0	-16	
5	Zach Witters	11:07	1-4	0-1	0-0	1 0 1	2 0	2	2	1	0 0 0	-20	
15	Skyler Kelley	09:55	1-6	1-4	1-2	0 2 2	1 1	4	0	0	0 0 0	-19	
2	Carson Busch	06:41	0-2	0-1	0-0	1 0 1	0 0	0	0	0	1 0 0	-7	
25	Joe Cox	06:30	0-1	0-1	1-2	0 2 2	0 1	1	1	1	0 0 0	-17	
10	Will Grady	06:59	0-1	0-0	2-3	0 0 0	1 0	2	0	0 0 0	-3		
41	Connor Day	03:29	1-1	0-0	0-0	1 0 1	1 0	2	0	0 0 0	0 0	-3	
Team													
Totals												21-72 13-46 9-17 9 25 34 18 11 64 15 13 6	

GAME 9: NO. 19 MICHIGAN 80, NEBRASKA 69



Official Basketball Box Score - Final
Michigan at Nebraska
 12/25/20 Pinnacle Bank Arena, Lincoln
 Nebraska vs. Michigan

Game Time: 5:01 PM
 Game Duration: 1:54

Officials: John Higgins, Kelly Pfeifer, Brooke Wells

Michigan - 80
 Record: 7-0 (2-0)

NO. Name	Min	FG	3P	FT	Rebounds	Fouls	TP	AS	TO	ST	Blocks	+/-				
		M-A	M-A	M-A	OR DR TOT	PF	PP				BS BA					
2 Isaiah Livers	36:46	6-12	3-8	2-2	1	4	5	3	3	17	4	1	0	0	13	
1 Hunter Dickinson	32:26	5-7	0-0	3-5	3	12	15	2	6	13	0	5	2	1	6	
12 Mike Smith	32:54	3-6	2-3	2-2	0	5	3	3	10	6	4	0	0	0	2	
21 Franz Wagner	34:59	9-16	2-7	0-1	1	8	9	2	3	20	2	2	0	0	14	
55 Eli Brooks	31:56	2-7	1-5	2-2	0	0	0	3	2	7	4	1	3	0	1	
15 Chaundee Brown	16:12	5-8	1-3	2-2	2	3	5	2	1	13	0	1	0	0	0	
5 Terrance Williams II	08:04	0-3	0-1	0-0	0	1	1	0	0	0	1	2	0	1	-3	
23 Brandon Johns Jr.	06:43	0-0	0-0	0-0	0	0	0	0	0	0	0	0	0	0	3	
Totals		30-59	9-27	11-14	8	35	43	16	18	80	16	15	6	2	3	11

Shooting By Period

1st FG% 15-33 45.5%
 3PT% 4-17 23.5%
 FT% 2-5 40%

2nd FG% 15-26 57.7%
 3PT% 5-10 50.0%
 FT% 9-9 100%

GM FG% 30-59 50.8%
 3PT% 9-27 33.3%
 FT% 11-14 78.6%

Dead Ball Rebounds: 1, 0

GAME 10: NO. 25 OHIO STATE 90, NEBRASKA 56

Official Basketball Box Score - Final
Nebraska at Ohio State
 12/30/20 Value City Arena, Columbus, OH
 2020/21 Mens Basketball

Game Time: 6:30 PM
 Game Duration: 1:55

Officials: Bo Borski, Keith Finkbe, Donnie Epley

Nebraska - 54
 Record: 4-6 (0-3)

NO. Name	Min	FG	3P	FT	Rebounds	Fouls	TP	AS	TO	ST	Blocks	+/-				
		M-A	M-A	M-A	OR DR TOT	PF	PP				BS BA					
11 Lat Mayen	21:08	2-8	1-6	2-2	1	2	1	1	7	0	1	0	0	-21		
24 Yvan Ouedraogo	21:08	1-3	0-0	2-4	3	2	5	1	4	4	0	1	0	1	-16	
0 Teddy Allen	21:40	3-8	2-5	5-6	0	3	3	4	3	13	2	0	0	1	-14	
2 Trey McGowens	25:32	2-6	1-2	1-2	1	0	1	1	6	6	0	3	1	0	1	-25
45 Dalano Banton	26:37	3-11	0-4	0-0	1	7	8	1	0	0	6	0	2	1	1	-26
35 Eduardo Andre	07:16	1-1	0-0	1-1	1	1	2	4	1	3	0	1	0	0	-1	
10 Kobe Webster	20:39	1-8	0-5	0-0	0	2	2	2	2	1	1	0	0	0	-32	
34 Thorir Thorbjarnarson	23:33	1-3	0-2	0-0	0	5	5	4	0	2	0	2	2	0	-18	
4 Shamil Stevenson	14:22	1-5	0-3	4-6	0	0	0	1	3	6	0	2	0	1	-20	
14 Trevor Lakes	13:52	2-5	1-4	0-0	1	1	2	1	0	5	0	0	1	0	-9	
3 Elijah Wood	04:13	0-2	0-2	0-0	0	0	0	0	0	0	0	0	1	0	2	
Totals		17-60	5-33	15-21	13	22	35	20	18	54	3	15	6	3	5	-36

Shooting By Period

1st FG% 6-29 20.7%
 3PT% 3-16 18.8%
 FT% 6-9 66.7%

2nd FG% 11-31 35.5%
 3PT% 2-17 11.8%
 FT% 9-12 75%

GM FG% 17-60 28.3%
 3PT% 5-33 15.2%
 FT% 15-21 71.4%

Dead Ball Rebounds: 2, 1

Nebraska - 69
 Record: 4-5 (0-2)

NO. Name	Min	FG	3P	FT	Rebounds	Fouls	TP	AS	TO	ST	Blocks	+/-				
		M-A	M-A	M-A	OR DR TOT	PF	PP				BS BA					
11 Lat Mayen	21:12	1-4	0-2	0-0	0	3	3	4	0	2	0	2	1	2	-7	
24 Yvan Ouedraogo	28:07	3-4	0-0	0-3	3	3	6	4	3	6	1	0	0	1	-4	
0 Teddy Allen	33:53	9-22	3-10	4-5	1	5	6	2	4	25	0	2	0	0	-11	
2 Trey McGowens	28:03	4-11	2-2	5-6	0	4	3	15	1	10	3	0	0	1	-12	
45 Dalano Banton	35:15	7-16	1-2	2-4	1	4	5	2	17	3	2	2	0	0	-7	
34 Thorir Thorbjarnarson	18:14	0-0	0-0	1	1	2	3	0	0	0	0	0	0	0	-5	
14 Trevor Lakes	12:29	1-3	1-3	0-0	0	1	1	0	1	3	0	0	0	0	4	
35 Eduardo Andre	04:45	0-1	0-0	1-2	0	1	1	0	2	1	0	1	0	0	-5	
10 Kobe Webster	12:35	0-3	0-1	0-0	0	0	0	1	0	0	1	1	0	0	-8	
4 Shamil Stevenson	04:27	0-0	0-0	0-0	0	1	1	1	0	0	0	1	0	0	0	
Totals		25-64	7-20	12-20	8	23	31	19	15	69	8	8	6	3	2	-11

Shooting By Period

1st FG% 14-32 43.8%
 3PT% 2-10 20.0%
 FT% 4-7 57.1%

2nd FG% 11-32 34.4%
 3PT% 5-10 50.0%
 FT% 8-13 61.5%

GM FG% 25-64 39.1%
 3PT% 7-20 35.0%
 FT% 12-20 60.0%

Dead Ball Rebounds: 4, 0

Technical Fouls: Allen 1st 8:13

Points from	MIC	NEB
Turnovers	12	10
Paint	42	30
Second Chance	11	6
Fast Breaks	10	8
Bench	13	4

Period by Period Scoring

	1st	2nd	TOT
MIC	36	44	80
NEB	34	35	69

Ohio State - 90
 Record: 8-2 (2-2)

NO. Name	Min	FG	3P	FT	Rebounds	Fouls	TP	AS	TO	ST	Blocks	+/-				
		M-A	M-A	M-A	OR DR TOT	PF	PP				BS BA					
14 Justice Sueling	23:11	5-8	1-4	1-1	2	4	6	3	2	12	2	0	1	0	-22	
25 Kyle Young	19:50	3-4	0-0	0-1	0	4	4	2	4	6	2	1	0	0	24	
0 Teddy Allen	19:34	3-5	1-1	1-2	1	3	4	2	5	8	2	2	1	2	20	
4 Duane Washington Jr.	22:49	5-11	3-7	0-0	2	2	2	0	13	3	2	0	0	1	19	
13 C.J. Walker	21:36	1-5	0-1	2-2	0	2	2	1	1	4	0	0	0	1	22	
1 Jimmy Sotlos	13:46	0-2	0-2	2-2	1	2	3	0	2	1	0	0	0	0	11	
23 Zed Key	13:42	5-5	0-0	4-6	1	3	4	2	4	14	1	0	1	0	14	
3 Eugene Brown III	21:33	0-5	0-3	0-0	2	4	6	1	0	0	0	0	0	2	13	
10 Justin Ahrens	19:54	6-10	6-9	0-0	0	2	2	0	18	0	1	1	0	0	27	
3 Seth Towns	14:58	2-5	1-4	6-6	0	2	2	3	3	11	3	1	0	0	13	
42 Harrison Hooklin	05:16	1-2	0-1	0-0	1	2	3	2	2	0	1	0	0	0	-3	
40 Jansen Davidson Jr.	03:51	0-1	0-0	0-0	1	1	0	0	0	1	0	0	1	0	1	
Totals		31-63	12-32	16-20	11	34	45	18	20	90	18	10	3	5	3	-26

Shooting By Period

1st FG% 14-32 43.8%
 3PT% 4-14 28.6%
 FT% 6-9 66.7%

2nd FG% 17-31 54.8%
 3PT% 8-18 44.4%
 FT% 10-11 90.9%

GM FG% 31-63 49.2%
 3PT% 12-32 37.5%
 FT% 16-20 80.0%

Dead Ball Rebounds: 2, 0

Technical Fouls: NONE

Points from	NEB	OSU
Turnovers	2	21
Paint	22	30
Second Chance	14	15
Fast Breaks	0	11
Bench	18	47

Period by Period Scoring

	1st	2nd	TOT
NEB	21	33	54
OSU	38	52	90

GAME 11: NO. 17 MICHIGAN STATE 84, NEBRASKA 77



Official Basketball Box Score - Final
Michigan St. at Nebraska
 01/02/21 Pinnacle Bank Arena, Lincoln
 Nebraska vs. Michigan State

Game Time: 7:07 PM
 Game Duration: 2:12

Officials: DJ Garstensen, Rb Keneman, Edwin Young

Michigan St. - 84
 Record: 7-3 (1-3)

NO. Name	Min	FG	3P	FT	Rebounds	Fouls	TP	AS	TO	ST	Blocks	+/-				
		M-A	M-A	M-A	OR DR TOT	PF	PP				BS BA					
0 Aaron Henry	32:34	10-16	3-5	4-5	2	2	4	1	5	27	1	2	1	1	0	4
15 Thomas Kithier	22:46	3-3	0-0	1-2	3	1	4	1	4	7	1	1	1	0	0	8
20 Joey Hauser	20:33	1-4	0-2	3-4	0	6	6	2	4	5	1	3	0	0	0	4
1 Joshua Langford	29:25	5-12	1-5	4-4	1	0	1	2	4	15	2	0	2	0	1	0
11 A.J. Hoggard	23:16	2-3	0-0	1-1	0	3	2	1	1	4	5	1	0	2	0	8
3 Foster Loyer	11:10	1-4	0-3	1-2	0	1	1	1	1	3	2	1	0	0	0	2
25 Malik Hall	19:39	0-0	0-0	3-8	5	8	2	3	3	0	0	0	0	0	0	0
34 Julius Marble	01:25	0-0	0-0	1-2	0	0	0	2	1	1	0	1	0	0	1	
4 Gabe Brown	15:38	4-6	2-4	0-0	1	1	1	0	1	10	0	2	2	0	0	3
2 Rocket Watts	14:55	3-8	1-4	2-2	0	0	0	3	1	9	0	0	0	0	0	4
22 Mady Sissoko	06:45	0-0	0-0	0-0	0	0	0	1	0	0	0	0	0	2	0	3
30 Marcus Bingham Jr.	01:54	0-0	0-0	0-0	0	0	0	0	0	0	0	1	0	0	-2	
Totals		29-56	7-23	19-26	9	20	29	21	21	84	12	13	6	5	1	7

Shooting By Period

1st FG% 13-24 54.2%
 3PT% 3-11 27.3%
 FT% 11-14 78.6%

2nd FG% 16-32 50.0%
 3PT% 4-12 33.3%
 FT% 8-12 66.7%

GM FG% 29-56 51.8%
 3PT% 7-23 30.4%
 FT% 19-26 73.1%

Dead Ball Rebounds: 3, 0

Nebraska - 77
 Record: 4-7 (0-4)

NO. Name	Min	FG	3P	FT	Rebounds	Fouls	TP	AS	TO	ST	Blocks	+/-
		M-A	M-A	M-A	OR DR TOT	PF	PP				BS BA	

GAME 13: MICHIGAN STATE 66, NEBRASKA 56

Official Basketball Box Score - Final
Nebraska at Michigan St.
 02/05/21 Breslin Events Center, East Lansing
 2020-21 Men's Basketball

Game Time: 6:30 PM
 Game Duration: 2:10

Officials: D.J. Christensen, Rob Fley, Edwin Young

Nebraska - 56

Record: 4-9 (0-6)

NO.	Name	Min	FG		3P		FT		Rebounds		Fouls		TP	AS	TO	ST	Blocks		+/-
			M-A	M-A	M-A	M-A	CR	DR	OR	DR	PF	FD					BS	BA	
11	Lat Mayen	F 25:05	4-10	2-7	0-0	1	3	4	1	3	10	0	2	0	0	1	0	0	-16
13	Derrick Walker	F 23:19	1-2	0-0	2-4	0	4	4	3	4	2	1	1	1	2	0	0	-7	
0	Toddy Allen	G 23:18	1-10	0-2	1-2	1	2	3	2	4	3	2	3	2	0	5	-12		
2	Trey McGowens	G 31:47	5-9	0-1	3-5	0	4	4	2	4	13	3	3	3	0	1	-6		
45	Dalano Banton	G 25:40	2-7	0-2	2-3	1	5	6	5	3	6	1	4	1	2	0	-9		
24	Yvan Ouedraogo	G 13:50	2-4	0-0	0-3	1	2	3	2	4	0	0	0	0	0	0	-3		
4	Shamiel Stevenson	19:07	3-7	0-2	2-4	1	3	4	1	3	8	2	3	2	1	0	0		
10	Kobe Webster	23:54	1-6	1-3	1-3	1	0	1	0	2	4	1	0	1	0	1	-1		
34	Thorir Thorbjarnarson	14:00	2-3	0-0	1-0	0	0	0	2	4	0	1	1	0	0	0	4		
Team				4		1		5		0		0		0		0			
Totals		21-58		3-17		11-24		10		24		34		17		24		56	

Shooting By Period

1st FG%	7-28	25.0%
3PT%	1-9	11.1%
FT%	7-14	50%
2nd FG%	14-30	46.7%
3PT%	2-8	25.0%
FT%	4-10	40%
GM FG%	21-58	36.2%
3PT%	3-17	17.6%
FT%	11-24	45.8%

Dead Ball Rebounds: 5, 0

Technical Fouls: NONE

Michigan St. - 66

Record: 9-7 (3-7)

NO.	Name	Min	FG		3P		FT		Rebounds		Fouls		TP	AS	TO	ST	Blocks		+/-
			M-A	M-A	M-A	M-A	CR	DR	OR	DR	PF	FD					BS	BA	
0	Aaron Henry	F 31:47	6-14	1-4	3-3	1	5	6	1	3	16	5	3	2	2	1	15		
20	Joey Hauser	F 13:42	0-3	0-1	0-0	0	1	1	5	2	0	2	2	0	0	1	-5		
30	Marcus Bingham Jr.	F 13:28	2-4	0-1	2-2	1	3	4	0	1	6	1	0	3	2	0	9		
1	Joshua Langford	G 23:39	7-12	4-6	0-1	0	5	5	3	2	11	0	3	0	0	0	-1		
3	Foster Loyer	G 17:41	0-3	0-3	6-6	0	2	2	3	5	6	4	1	1	0	0	8		
2	Rocket Watkins	15:36	2-5	1-3	0-0	0	3	3	2	0	5	3	5	0	0	0	4		
15	Thomas Kittler	07:06	0-0	0-0	0	2	2	1	0	0	0	1	0	0	0	0	-2		
11	A.J. Hoggard	14:36	1-5	0-2	0	1	2	3	1	2	2	2	0	1	0	1	-3		
25	Malik Hall	24:08	1-4	0-1	0-0	1	3	4	1	2	2	1	3	1	1	0	15		
44	Gabe Brown	17:52	3-6	0-2	0	1	6	7	0	0	6	0	0	0	1	1	6		
34	Julius Marble	11:27	0-2	0-0	3-4	2	2	4	4	2	3	0	1	0	0	1	-2		
22	Mady Sissoko	07:59	1-1	0-0	1	1	2	2	1	2	0	0	0	0	0	0	5		
10	Jack Hoiberg	00:59	0-0	0-0	0-0	0	0	0	0	0	0	0	0	0	0	0	1		
Team				4		4		4		0		2		0		0			
Totals		23-59		6-23		14-16		12		35		24		17		66		66	

Shooting By Period

1st FG%	13-29	44.8%
3PT%	3-13	23.1%
FT%	5-5	100%
2nd FG%	10-30	33.3%
3PT%	3-10	30.0%
FT%	9-11	81.8%
GM FG%	23-59	38.9%
3PT%	6-23	26.1%
FT%	14-16	87.5%

Dead Ball Rebounds: 2, 0

Technical Fouls: NONE

Biggest lead	NEB		MSU	
	1st	2nd	1st	2nd
Biggest lead	1 (1st 11:06)	16 (2nd 16:33)		
Best Scoring Run	5 (2nd 8:53)	7 (1st 17:25)		
Lead Changes	4	2		
Times Tied	2	4		
Time with Lead	00:28	38:47		

Points from Turnovers

	NEB		MSU	
	1st	2nd	TOT	TOT
Points from Turnovers	36	16		
Second Chance	5	7		
Fast Breaks	16	17		
Bench	20	20		

Period by Period Scoring

	NEB		MSU	
	1st	2nd	TOT	TOT
NEB	22	34	56	
MSU	34	32	66	

GAME 14: MINNESOTA 79, NEBRASKA 61

Official Basketball Box Score - Final
Nebraska at Minnesota
 02/08/21 Wilks Arena, Minneapolis
 2020-21 Men's Basketball

Game Time: 7:00 PM
 Game Duration: 2:09
 Attendance: 29

Officials: Courtney Green, Rob Kueneman, Steve M.Jurkic

Nebraska - 61

Record: 4-10 (0-7)

NO.	Name	Min	FG		3P		FT		Rebounds		Fouls		TP	AS	TO	ST	Blocks		+/-
			M-A	M-A	M-A	M-A	CR	DR	OR	DR	PF	FD					BS	BA	
11	Lat Mayen	F 22:29	5-9	3-6	2-2	0	6	6	5	2	15	0	1	1	0	0	0	-6	
13	Derrick Walker	F 14:28	1-5	0-0	2-4	1	3	4	4	4	0	3	1	1	3	-17			
14	Trevor Lakes	F 05:47	0-0	0-0	0-0	0	0	0	1	0	0	0	0	0	0	0	-7		
2	Trey McGowens	G 30:15	2-9	0-1	3-5	2	4	6	3	6	7	3	1	0	1	0	-14		
45	Dalano Banton	G 31:49	3-9	0-2	3-3	0	5	5	3	4	9	6	5	1	1	0	-17		
24	Yvan Ouedraogo	13:01	0-1	0-0	0-2	2	1	3	0	2	0	0	1	1	0	0	-10		
4	Shamiel Stevenson	31:28	5-10	0-1	4-6	2	4	6	4	3	14	0	5	1	2	0	-15		
10	Kobe Webster	22:29	3-7	0-2	1-2	0	2	2	0	2	7	0	0	0	0	0	-10		
34	Thorir Thorbjarnarson	15:43	2-6	0-3	1-1	1	1	2	1	5	1	0	0	0	0	0	-3		
35	Eduardo Andre	12:33	0-1	0-0	0-0	0	3	3	1	0	2	0	0	1	0	9			
Team				3		6		0		0		0		0		0			
Totals		21-57		3-15		16-25		11		32		43		22		61		12	

Shooting By Period

1st FG%	11-33	33.3%
3PT%	0-8	0.0%
FT%	8-12	66.7%
2nd FG%	10-24	41.7%
3PT%	3-7	42.9%
FT%	8-13	61.5%
GM FG%	21-57	36.8%
3PT%	3-15	20.0%
FT%	16-25	64.0%

Dead Ball Rebounds: 4, 0

Technical Fouls: NONE

Minnesota - 79

Record: 12-7 (5-7)

NO.	Name	Min	FG		3P		FT		Rebounds		Fouls		TP	AS	TO	ST	Blocks		+/-
			M-A	M-A	M-A	M-A	CR	DR	OR	DR	PF	FD					BS	BA	
23	Brandon Johnson	F 36:16	3-9	2-4	5-6	7	3	10	2	5	13	1	0	0	0	0	0	16	
0	Liam Robbins	C 13:48	2-5	0-2	2-4	1	7	8	5	3	7	0	1	0	1	0	0	18	
1	Tre Williams	G 22:55	3-7	2-5	0-0	0	1	1	3	8	1	0	0	0	0	1	5		
5	Marcus Carr	G 19:09	7-11	1-4	6-6	0	2	2	4	6	21	8	2	2	0	0	23		
22	Gabe Kabacchi	G 30:55	3-13	1-9	3-5	2	3	5	2	5	10	2	1	2	0	0	14		
24	Eric Curry	22:29	3-7	0-0	0	5	5	4	2	6	2	0	0	0	0	0	-5		
11	Both Gach	18:22	1-6	1-5	0-0	0	4	4	1	3	2	2	0	0	0	2			
4	Jamal Meshbom, Jr.	28:39	5-16	1-6	0-1	0	3	3	3	11	0	0	0	0	1	3	10		
35	Isaiah Inen	03:44	0-2	0-1	0-0	0	0	0	0	0	0	0	0	1	1	0	2		
32	Sam Freeman	03:56	0-0	0-0	0-0	0	1	0	0	0	0	0	0	0	0	0	5		
Team				5		7		2		7		0		2		0			
Totals		27-72		8-36		17-22		16		30		46		24		79		15	

Shooting By Period

1st FG%	17-39	43.6%
3PT%	5-18	27.8%
FT%	6-8	75%
2nd FG%	10-33	30.3%
3PT%	3-18	16.7%
FT%	11-14	78.6%
GM FG%	27-72	37.5%
3PT%	8-36	22.2%
FT%	17-22	77.3%

Dead Ball Rebounds: 2, 0

Technical Fouls: NONE

Biggest lead	NEB		MINN	
	1st	2nd	1st	2nd
Biggest lead	0 (1st 20:00)	20 (2nd 0:48)		
Best Scoring Run	10 (2nd 13:25)	7 (1st 15:16)		
Lead Changes	0	0		
Times Tied	0	0		
Time with Lead	00:00	39:46		

Points from Turnovers

	NEB		MINN	
	1st	2nd	TOT	TOT
Points from Turnovers				

GAME 17: NEBRASKA 62, PENN STATE 61

Official Basketball Box Score - Final
Nebraska at Penn State
02/16/21 Bryan Jordan Center, University Park, Pa.
2020-21 Men's Basketball

Game Time: 3:00 PM
Game Duration: 1:53
Attendance: 245

Officials: D.L. Christensen, Rob Riley, Brandon Cruz

Nebraska - 62

Record: 5-12 (1-9)

NO. Name	Min	FG	3P	FT	Rebounds	Fouls	TP	AS	TO	ST	Blocks	+/-
		M-A	M-A	M-A	OR DR TOT	PF	FD				BS BA	
11 Lat Mayen	F 28:03	1-4	0-2	0-0	0 3 3	1 0	2	3	1 0	2 0	0 1	1
13 Derrick Walker	F 25:46	4-6	0-0	0-1	1 3 4	2 1	8	1	2 1	1 0	0 1	1
0 Teddy Allen	G 33:27	6-11	2-4	0 0	6 6 1	0 1	14	3	2 0	0 0	0 3	3
2 Trey McGowens	G 23:07	4-9	1-3	1-1	0 2 2	1 3	10	4	3 3	1 1	1 1	4
45 Dalano Banton	G 30:12	3-6	1-2	0-0	0 3 3	2 0	7	6	4 2	0 1	1 5	5
35 Eduardo Andre	G 06:48	1-2	0-0	0-0	0 3 3	3 0	2	1	0 0	0 0	0 0	-1
10 Kobe Webster	28:59	5-12	3-8	0 0	4 4 1	2 1	13	0	2 0	0 0	0 0	-4
4 Sharniel Stevenson	08:02	1-1	0-0	0-0	0 2 2	1 0	2	0	2 1	1 0	0 1	1
34 Thorir Thorbjarnarson	08:12	0-1	0-0	0 0	1 1 2	0 0	1	0	0 0	0 0	0 0	-4
24 Yvan Ouedraogo	07:24	2-4	0-0	0-1	1 2 2	0 2	4	0	0 0	0 1	1 2	2
Team					2 2 4		0	0				
Totals		27-56	7-19	1-3	5 30 35	12 9	62	19	16 7	6 3 1	2	

Technical Fouls: NONE

Shooting By Period	
1 st FG%	15-30 50.0%
3PT%	5-13 38.5%
FT%	0-1 0%
2 nd FG%	12-26 46.2%
3PT%	2-6 33.3%
FT%	1-2 50%
GM FG%	27-56 48.2%
3PT%	7-19 36.8%
FT%	1-3 33.3%

Dead Ball Rebounds: 0, 0

GAME 18: MARYLAND 64, NEBRASKA 50

Official Basketball Box Score - Final
Nebraska at Maryland
02/16/21 XFINITY Center, College Park
2020-21 Men's Basketball

Game Time: 7:00 PM
Game Duration: 1:59

Officials: Earl Watson, Brian Dorey, Steve Horneck

Nebraska - 50

Record: 5-13 (1-10)

NO. Name	Min	FG	3P	FT	Rebounds	Fouls	TP	AS	TO	ST	Blocks	+/-
		M-A	M-A	M-A	OR DR TOT	PF	FD				BS BA	
11 Lat Mayen	F 28:25	2-7	2-5	0-0	0 3 3	3 0	6	1	1 1	1 1	1 1	-10
13 Derrick Walker	F 07:59	1-2	0-1	0-0	0 3 3	0 0	2	1	1 1	0 0	0 0	-2
0 Teddy Allen	G 34:58	7-15	2-6	2-4	0 5 5	1 6	18	1	1 1	0 0	1 1	-14
2 Trey McGowens	G 27:32	2-8	1-5	0-0	0 0 0	2 0	5	0	2 3	1 0	0 0	-17
45 Dalano Banton	G 30:52	3-8	2-5	2-2	0 4 4	3 0	10	3	3 1	1 1	1 1	-4
10 Kobe Webster	21:46	1-3	1-2	0-0	1 1 1	1 1	3	1	0 0	0 0	0 0	-6
35 Eduardo Andre	10:02	0-1	0-0	0-2	1 3 4	1 1	0	0	2 2	0 0	0 0	-1
4 Sharniel Stevenson	14:55	2-6	0-1	1-2	1 2 3	3 3	5	0	0 0	0 0	0 0	-3
34 Thorir Thorbjarnarson	14:51	0-3	0-2	0-0	2 2 2	0 0	1	0	1 0	1 0	0 0	-4
24 Yvan Ouedraogo	03:13	0-0	0-0	0 0	0 0 0	0 0	0	0	0 0	0 0	0 0	0
14 Trevor Lakes	02:15	0-1	0-1	0-0	1 1 1	0 0	0	0	0 0	0 0	0 0	-2
3 Elijah Wood	01:04	0-0	0-0	0 0	0 0 0	0 0	0	0	0 0	0 0	0 0	1
21 Jace Platkowski	01:04	0-0	0-0	1-2	0 0 0	0 0	1	1	0 0	0 0	0 0	1
44 Bret Porter	01:04	0-0	0-0	0 0	0 0 0	0 0	0	0	0 0	0 0	0 0	1
Team					1 2		0					
Totals		18-54	9-28	6-12	3 25 28	16 13	50	8	11 13	2 3	1 4	

Technical Fouls: NONE

Shooting By Period	
1 st FG%	13-33 39.4%
3PT%	7-20 35.0%
FT%	2-4 50%
2 nd FG%	8-32 25.0%
3PT%	3-11 27.3%
FT%	8-10 80%
GM FG%	21-65 32.3%
3PT%	9-31 29.0%
FT%	10-12 83.3%

Dead Ball Rebounds: 3, 0

Maryland - 64

Record: 12-10 (6-9)

NO. Name	Min	FG	3P	FT	Rebounds	Fouls	TP	AS	TO	ST	Blocks	+/-
		M-A	M-A	M-A	OR DR TOT	PF	FD				BS BA	
24 Donta Scott	F 31:37	3-5	2-3	1-2	0 8 8	0 2	9	0	3 0	3 0	0 0	12
2 Aaron Wiggins	G 34:00	8-15	1-6	4-4	1 10 11	3 4	21	0	4 1	0 0	0 0	16
5 Eric Ayala	G 34:07	5-13	2-10	2-2	0 3 3	2 2	14	5	2 4	1 0	0 0	17
11 Darryl Morsell	G 32:54	1-5	1-3	2-2	1 5 6	2 1	5	2	2 1	0 0	0 0	15
13 Hakim Hart	G 21:16	0-5	0-2	0-0	1 3 4	0 1	0	3	1 1	1 0	0 0	-1
12 Reese Mona	05:20	0-0	0-0	0-0	1 0 1	3 0	0	1	1 0	0 0	2 1	-1
25 Jarius Hamilton	27:05	6-7	3-4	0-0	1 4 5	3 3	15	1	0 0	0 0	0 0	-5
30 Galin Smith	10:29	0-2	0-0	0-0	1 2 3	0 0	3	0	0 1	1 0	1 0	13
0 Marcus Dockery	01:04	0-0	0-0	0-0	0 0 0	0 0	0	0	0 0	0 0	0 0	-1
15 Chol Marial	01:04	0-0	0-0	0-0	0 0 0	0 0	0	0	0 0	0 0	0 0	-1
23 Aquan Smart	01:04	0-1	0-1	0-0	0 1 1	0 0	0	0	0 0	0 0	0 0	-1
Team					0 1 1		0					
Totals		23-53	9-29	9-10	6 37 43	13 16	64	9	17 5	3 2	1 4	

Technical Fouls: NONE

Shooting By Period	
1 st FG%	15-33 45.5%
3PT%	7-20 35.0%
FT%	8-10 80%
2 nd FG%	8-32 25.0%
3PT%	3-11 27.3%
FT%	8-10 80%
GM FG%	21-65 32.3%
3PT%	9-31 29.0%
FT%	10-12 83.3%

Dead Ball Rebounds: 3, 0

Penn State - 61

Record: 7-10 (4-9)

NO. Name	Min	FG	3P	FT	Rebounds	Fouls	TP	AS	TO	ST	Blocks	+/-
		M-A	M-A	M-A	OR DR TOT	PF	FD				BS BA	
21 John Harrar	F 28:29	1-5	0-0	4-4	6 5 11	2 5	6	1	2 1	2 0	1 1	1
0 Myron Jones	G 29:33	7-20	3-8	1-3	1 3 4	1 2	18	2	1 0	0 0	2 2	-1
2 Miles Dread	G 31:20	4-10	4-9	2-2	1 1 2	0 2	14	0	1 1	0 0	0 2	-2
5 Jamar Wheeler	G 33:16	1-7	0-5	0-0	1 8 9	4 1	2	2	0 0	3 0	0 1	4
12 Izahiah Brockington	G 30:48	4-9	0-2	3-3	1 2 3	1 2	11	2	4 0	0 0	1 0	0
1 Seth Lundy	17:52	3-9	2-6	0-0	0 1 1	0 0	8	2	1 1	1 0	0 0	-4
3 Sam Semmons	17:11	1-3	0-1	0-0	0 1 1	0 0	2	3	1 0	0 0	0 1	-1
15 Trent Buttrick	11:31	0-2	0-0	0-0	1 1 2	0 0	0	1	1 1	0 0	2 2	-2
Team					2 4 6		0	0				
Totals		21-45	9-31	10-12	13 26 39	9 12	61	13	12 7	3 6	1 1	

Technical Fouls: NONE

Shooting By Period	
1 st FG%	13-33 39.4%
3PT%	7-20 35.0%
FT%	2-4 50%
2 nd FG%	8-32 25.0%
3PT%	3-11 27.3%
FT%	8-10 80%
GM FG%	21-65 32.3%
3PT%	9-31 29.0%
FT%	10-12 83.3%

Dead Ball Rebounds: 3, 0

	NEB	PSU
Biggest lead	11 (2 nd 8:43)	8 (1 st 10:52)
Best Scoring Run	7 (1 st 1:23)	12 (2 nd 1:58)
Lead Changes	3	4
Times Tied	4	3
Time with Lead	19:42	17:45

Points from	NEB	PSU
Turnovers	10	15
Paint	34	16
Second Chance	2	10
Fast Breaks	8	10
Bench	21	10

Period by Period Scoring	1st	2nd	TOT
NEB	35	27	62
PSU	35	26	61

GAME 19: MARYLAND 79, NEBRASKA 71



Official Basketball Box Score - Final
Nebraska at Maryland
02/16/21 XFINITY Center, College Park
2020-21 Men's Basketball

Game Time: 7:00 PM
Game Duration: 2:08

Officials: Bill Eiv, Steve McClurkins, Courtney Green

Nebraska - 71

Record: 5-14 (1-11)

NO. Name	Min	FG	3P	FT	Rebounds	Fouls	TP	AS	TO	ST	Blocks	+/-
		M-A	M-A	M-A	OR DR TOT	PF	FD				BS BA	
11 Lat Mayen	F 33:33	4-8	2-3	3-3	0 6 6	3 1	13	0	2 0	0 0	1 1	-1
13 Derrick Walker	F 13:05	1-1	0-0	0-0	0 0 0	4 0	2	1	1 1	0 0	0 0	-8
0 Teddy Allen	G 32:24	8-14	4-7	5-5	1 4 5	1 4	25	3	3 0	0 0	1 1	-8
2 Trey McGowens	G 22:30	0-5	0-2	0-0	0 5 5	3 0	0	2	3 0	0 0	0 0	-8
45 Dalano Banton	G 28:33	4-10	3-6	0-1	1 6 7	2 2	11	4	1 0	1 0	2 0	-10
35 Eduardo Andre	07:04	0-2	0-0	0-0	0 1 1	0 0	0	0	0 0	0 0	0 1	-6
4 Sharniel Stevenson	15:26	3-5	1-2	2-3	0 2 2	0 2	9	0	0 0	1 0	0 0	-11
10 Kobe Webster	22:38	3-7	2-5	0-0	0 2 2	1 0	8	1	1 0	0 0	0 0	5
34 Thorir Thorbjarnarson	10:51	0-0	0-0	0-0	1 0 1	1 0	0	0	0 0	0 0	0 0	8
24 Yvan Ouedraogo	08:07	0-1	0-0	0-0	1 0 1	1 0	0	1	0 0			

GAME 21: PENN STATE 86, NEBRASKA 83



Official Basketball Box Score - Final
Penn St. at Nebraska
02/29/21 Frieske Bank Arena, Lincoln
Nebraska vs Penn State

Game Time: 7:03 PM
Game Duration: 2:13

Officials: Paul Szuk, D.J. Christensen, Lewis Garrison

Penn St. - 86

Record: 8-12 (5-11)

NO.	Name	Min	FG	3P	FT	Rebounds	Fouls	TP	AS	TO	ST	Blocks	+/-
			M-A	M-A	M-A	OR DR TOT	PF FD					BS BA	
21	John Harrar	F 27:40	2-5	0-0	6-8	8 6 14	4 5	10	1	2	3	0 1	20
0	Myron Jones	G 31:38	6-18	0-0	7-8	0 1 1	3 4	29	1	0	2	0 2	13
2	Myles Dread	G 31:47	6-13	4-9	0-0	0 2 2	2 1	16	5	0	2	0 0	8
5	Jamarl Wheeler	G 34:35	4-9	3-8	2-2	1 4 5	0 4	13	5	4	4	0 0	5
12	Iziah Brockington	G 27:02	5-9	0-1	1-1	1 5 6	3 4	11	2	3	1	0 0	3
15	Trent Buttrick	09:02	1-2	0-0	1 2 3	0 1	3	0	0	0	1	0 0	-17
1	Seth Lundy	15:02	1-6	0-4	0-0	0 1 1	2 0	2	1	1	0	0 0	-10
3	Sam Sessoms	19:47	0-5	0-1	0-0	0 3 3	2 0	0	4	4	1	0 0	-5
30	Abdou Tsimbila	03:18	1-3	0-0	0 0	2 1 3	1 0	2	0	0	0	1 0	0
22	Dallion Johnson	00:09	0-0	0-0	0 0	0 0	0 0	0	0	0	0	0 0	-2
Team						3 1 4							
Totals			28-70	14-37	16-19	16 26 42	17 19	86	19	15	14	1 3	3

Technical Fouls: NONE

Shooting By Period

1 st FG%	16-39	41.0%
3PT%	7-17	41.2%
FT%	0 0	0%
2 nd FG%	12-31	38.7%
3PT%	7-20	35.0%
FT%	16-19	84.2%
GM FG%	28-70	40.0%
3PT%	14-37	37.8%
FT%	16-19	84.2%

Dead Ball Rebounds: 2 0

Nebraska - 83

Record: 5-16 (1-13)

NO.	Name	Min	FG	3P	FT	Rebounds	Fouls	TP	AS	TO	ST	Blocks	+/-
			M-A	M-A	M-A	OR DR TOT	PF FD					BS BA	
11	Lat Mayen	F 25:28	1-3	1-3	0-1	0 2 2	3 1	3	0	2	0	1 0	-10
13	Derrick Walker	F 27:19	4-4	0-0	1-1	2 3 5	3 4	9	1	0	0	0 0	-4
0	Teddy Allen	G 38:31	16-24	6-9	3-3	0 8 8	2 4	41	6	4	1	0 0	-3
2	Trey McCowens	G 30:20	5-12	2-6	5-8	0 4 4	4 6	17	3	4	2	1 0	7
45	Dalano Banton	G 12:51	0-2	0-1	0-0	0 1 1	0 0	0	2	3	0	0 0	-2
10	Kobe Webster	22:37	1-4	1-2	0-0	0 2 2	1 0	3	2	3	0	0 0	2
34	Thorir Thorjarnarson	24:53	2-4	2-3	2-2	0 3 3	3 2	8	0	0	2	1 1	-1
35	Eduardo Andre	08:17	1-1	0-0	0 0	2 2 3	0 0	2	1	1	1	0 0	-1
4	Shamiel Stevenson	06:38	0-2	0-1	0-0	0 0 0	0 0	0	1	1	0	0 0	-4
24	Yvan Ouedraogo	03:06	0-0	0-0	0 0	1 1 0	0 0	0	0	0	0	1 0	0
Team						0 1 1							
Totals			30-56	12-25	11-15	2 27 29	19 17	83	16	18	7	3 1	-3

Technical Fouls: NONE

Shooting By Period

1 st FG%	15-29	51.7%
3PT%	4-12	33.3%
FT%	4 6	66.7%
2 nd FG%	15-27	55.6%
3PT%	8-13	61.5%
FT%	7-9	77.8%
GM FG%	30-56	53.6%
3PT%	12-25	48.0%
FT%	11-15	73.3%

Dead Ball Rebounds: 2 0

PSU

NEB

Points from	PSU	NEB
Turnovers	25	13
Paint	24	34
Second Chance	16	3
Fast Breaks	12	13
Bench	7	13

Period by Period Scoring	PSU	NEB	TOT
1st	39	47	86
2nd	38	45	83

Biggest lead

10 (2nd 12:39) 3 (1st 11:32)

Best Scoring Run

11 (2nd 12:39) 6 (1st 13:18)

Lead Changes

8

Times Tied

9

Time with Lead

30:44 02:07

GAME 22: NO. 5 ILLINOIS 86, NEBRASKA 70



Official Basketball Box Score - Final
Nebraska at Illinois
02/25/21 State Farm Center, Champaign, IL
2020-21 Men's Basketball

Game Time: 6:00 PM
Game Duration: 2:11
Attendance: 192

Officials: Kelly Pfeifer, Donnie Epley, Owen Short

Nebraska - 70

Record: 5-17 (1-14)

NO.	Name	Min	FG	3P	FT	Rebounds	Fouls	TP	AS	TO	ST	Blocks	+/-
			M-A	M-A	M-A	OR DR TOT	PF FD					BS BA	
11	Lat Mayen	F 25:42	0-3	0-1	0-0	0 2 2	2 1	0	0	1	0	1 0	-22
13	Derrick Walker	F 18:03	3-5	0-0	1-1	1 4 5	4 2	7	1	2	0	0 0	1
0	Teddy Allen	G 20:30	3-7	0-1	1-2	1 3 4	2 2	7	1	3	0	0 0	-17
2	Trey McCowens	G 25:55	6-16	1-4	3-4	0 4 4	4 4	16	1	3	2	2 0	-12
45	Dalano Banton	G 23:24	2-5	0-3	0-0	0 4 4	4 2	8	1	3	0	1 1	-19
34	Thorir Thorjarnarson	24:36	0-1	0-1	0-0	0 1 1	0 0	2	0	1	0	0 0	-11
35	Eduardo Andre	10:52	3-5	0-0	1-3	1 2 4	2 7	0	0	1	0	0 0	-9
4	Shamiel Stevenson	19:09	4-8	1-5	3-4	0 1 1	2 2	12	0	1	0	0 0	-4
10	Kobe Webster	20:47	5-9	2-5	0-0	0 1 1	0 1	12	1	0	1	0 0	5
24	Yvan Ouedraogo	03:55	0-0	0-0	0 0	0 0	2 1	0	0	0	0	0 0	-5
14	Trevor Lakes	02:43	1-1	1-1	0-0	0 0 0	0 0	3	1	0	0	0 0	5
3	Elijah Wood	02:29	0-0	0-0	0 0	0 0	0 0	0	0	0	0	0 0	5
21	Jace Piatkowski	01:31	0-0	0-0	0 0	1 1 0	0 0	0	0	0	0	0 0	2
44	Bret Porter	00:24	0-0	0-0	0 0	0 0	0 0	0	0	0	0	0 0	1
Team						2 2 4							
Totals			27-61	5-21	11-16	5 24 29	25 17	70	8	15	4	2 2	-16

Technical Fouls: Allen 1 5:20; Mayen 1 5:11; 5:2

Shooting By Period

1 st FG%	11-27	40.7%
3PT%	2-9	22.2%
FT%	4-5	80%
2 nd FG%	16-34	47.1%
3PT%	3-12	25.0%
FT%	7-11	63.6%
GM FG%	27-61	44.3%
3PT%	5-21	23.8%
FT%	11-16	68.8%

Dead Ball Rebounds: 2 0

Illinois - 86

Record: 17-6 (13-4)

NO.	Name	Min	FG	3P	FT	Rebounds	Fouls	TP	AS	TO	ST	Blocks	+/-
			M-A	M-A	M-A	OR DR TOT	PF FD					BS BA	
4	Zach Griffith	F 05:28	0-0	0-0	0-0	0 2 2	0 0	0	0	0	0	0 0	-1
21	Kofi Cockburn	G 24:29	8-10	0-0	8-10	2 5 7	2 6	24	0	2	0	1 0	17
1	Trent Frazier	G 35:54	1-9	1-7	4-4	0 2 2	2 4	7	2	3	2	0 1	21
20	DarMortie Williams	G 24:25	3-7	1-4	1-2	2 5 7	2 2	8	2	0	4	1 0	1
44	Adam Miller	G 28:00	8-15	2-8	0-2	1 3 4	5 1	18	0	0	4	1 0	26
3	Jacob Grandison	22:40	4-7	0-2	6-7	4 3 7	2 4	14	1	1	1	0 0	17
5	Andre Curbelo	30:46	4-8	0-1	2-2	2 10 12	2 3	10	8	5	1	0 0	8
15	Gioro Bezhanshvilii	10:50	1-4	0-0	0-0	1 1 2	2 1	2	0	0	0	0 1	5
33	Coleman Hawkins	06:29	0-1	0-1	0-0	0 0 0	1 0	0	0	0	0	0 0	-2
34	Jermaine Hamlin	04:41	0-0	0-0	1-2	0 0 0	0 2	1	0	0	0	0 0	-2
32	Tyler Underwood	02:29	1-1	0-0	0-0	0 0 0	0 0	2	0	0	0	0 0	-5
10	Edgar Padilla	01:31	0-0	0-0	0-0	0 0 0	0 0	0	0	0	0	0 0	-2
13	Benjamin Bosmans-Verdonk	01:24	0-0	0-0	0-0	0 0 0	0 0	0	0	0	0	0 0	-2
2	Connor Serven	00:54	0-0	0-0	0-0	0 0 0	1 0	0	0	0	0	0 0	-1
Team						0 0 0							
Totals			30-62	4-23	22-29	12 31 43	20 23	86	13	14	8	2 2	16

Technical Fouls: Coach 1 6:32; Frazier 1 2:09; Cockburn 1 5:11; 5:2

Biggest lead

0 (1st 20:00) 21 (2nd 3:51)

Best Scoring Run

6 (2nd 14:20) 9 (2nd 15:09)

Lead Changes

0

Times Tied

2

Time with Lead

00:00 38:50

Points from	NEB	ILL
Turnovers	12	12
Paint	32	46
Second Chance	4	12
Fast Breaks	2	16
Bench	34	29

Period by Period Scoring	NEB	ILL	TOT
1st	28	42	70
2nd	36	50	86

GAME 23: NEBRASKA 78, MINNESOTA 74



Official Basketball Box Score - Final
Minnesota at Nebraska
02/27/21 Frieske Bank Arena, Lincoln
Nebraska vs Minnesota

Game Time: 6:01 PM
Game Duration: 2:11

GAME 25: NO. 5 IOWA 102, NEBRASKA 64



Official Basketball Box Score - Final
Nebraska at Iowa
 03/04/21 Carver-Hawkeye Arena, Iowa City
 2023-21 Men's Basketball

Game Time: 8:01 PM
 Game Duration: 1:45
 Attendance: 549

Officials: Lurry Scrotto, Donno Epply, Steve M.Jenkins

Nebraska - 64

Record: 7-18 (3-15)

NO.	Name	Min	FG			3P			FT			Rebounds		Fouls		TP	AS	TO	ST	Blocks		+/-
			M-A	M-A	M-A	M-A	M-A	OR	DR	TOT	PF	FD	BS	BA								
11	Lal Mayen	F 26:42	5-12	4-5	0-0	2	11	13	2	0	14	1	1	0	0	2	-19					
13	Derrick Walker	F 11:39	0-1	0-0	0-2	0	2	2	2	1	0	0	2	0	0	-1						
2	Trey McGovens	G 24:35	1-7	1-4	0-0	0	2	2	2	1	3	0	5	1	1	3	-25					
10	Kobe Webster	G 29:29	6-12	5-8	0-0	0	2	2	0	0	17	1	1	0	0	1	-36					
34	Thorir Thorbjarnarson	G 27:04	1-8	0-4	0-0	1	4	5	0	1	2	5	2	1	0	1	-34					
35	Eduardo Andre	15:06	2-2	0-0	0-0	3	0	3	2	1	4	2	0	0	0	0	-14					
45	Dalano Banton	20:33	5-11	1-5	3-3	2	6	8	2	2	14	3	5	0	1	0	-16					
4	Shamiel Stevenson	15:18	1-3	0-1	2-2	0	1	1	1	3	4	0	1	0	0	0	-10					
24	Yvan Ouedraogo	10:52	0-2	0-0	0-0	0	0	0	0	0	0	0	1	1	0	0	-17					
14	Trevor Lakes	11:35	1-6	1-6	3-3	0	0	0	0	1	6	1	1	0	0	0	-6					
3	Elijah Wood	03:03	0-1	0-0	0-0	0	0	0	0	0	0	0	0	0	0	0	-5					
21	Jacob Platkowski	03:03	0-0	0-0	0-0	0	0	0	0	0	0	0	0	0	0	0	-5					
44	Bret Porter	01:01	0-0	0-0	0-0	0	0	0	0	0	0	1	0	0	0	0	1					
Team						0 2 2					0		0									
Totals			22-65	12-36	8-10	8	30	38	11	10	64	14	20	3	2	7	-38					

Shooting By Period

1st FG% 10-31 32.3%
 3PT% 4-16 25.0%
 FT% 2-2 100%
 2nd FG% 12-34 35.3%
 3PT% 8-20 40.0%
 FT% 6-8 75%
 GM FG% 22-65 33.8%
 3PT% 12-36 33.3%
 FT% 8-10 80.0%

Dead Ball Rebounds: 1, 0

Technical Fouls: NONE

Iowa - 102

Record: 19-7 (13-6)

NO.	Name	Min	FG			3P			FT			Rebounds		Fouls		TP	AS	TO	ST	Blocks		+/-
			M-A	M-A	M-A	M-A	M-A	OR	DR	TOT	PF	FD	BS	BA								
55	Luka Garza	C 24:06	5-8	1-3	3-4	2	6	8	0	4	14	1	2	0	4	0	27					
3	Jordan Bohannon	G 25:01	8-13	8-12	2-2	0	2	2	0	1	26	2	1	1	0	0	32					
5	CJ Fredrick	G 08:34	1-2	1-2	0-0	0	0	0	1	0	3	0	0	1	0	0	8					
10	Joe Wieskamp	G 22:41	4-9	2-6	1-4	2	5	7	1	3	11	2	1	1	1	1	28					
30	Connor McCaffery	G 24:11	1-8	1-7	0-0	0	2	2	1	0	3	8	1	2	0	0	23					
15	Keshaun Murray	17:49	3-7	0-3	2-2	1	3	4	1	1	8	1	1	1	2	0	34					
22	Patrick McCaffery	19:42	8-13	3-6	0-0	1	5	6	1	0	19	0	1	0	0	1	14					
11	Joe Toussaint	16:19	2-2	0-0	0-0	0	4	4	2	0	4	4	1	3	0	0	7					
11	Tony Perkins	10:54	0-1	0-1	0-2	0	3	3	0	1	0	3	0	1	0	0	12					
4	Ahron Uils	11:35	1-2	0-0	0-0	0	2	2	2	0	2	4	0	1	0	0	6					
20	Kris Murray	09:59	1-4	0-2	2-2	1	1	2	1	1	4	0	0	0	0	0	4					
0	Michael Baer	03:03	1-1	0-0	0-0	0	1	1	0	0	2	0	0	1	0	0	5					
13	Austin Ash	03:03	1-2	0-1	0-0	0	2	2	0	0	2	0	0	0	0	0	5					
23	Josh Ogundele	03:03	2-2	0-0	0-0	1	0	1	0	0	4	0	0	0	0	0	5					
Team			11 0 1			0			0		0		0		0							
Totals			38-74	16-43	10-16	9	38	45	10	11	102	25	8	12	7	2	38					

Shooting By Period

1st FG% 18-36 50.0%
 3PT% 9-24 37.5%
 FT% 3-6 50%
 2nd FG% 20-38 52.6%
 3PT% 7-19 36.8%
 FT% 7-10 70%
 GM FG% 38-74 51.4%
 3PT% 16-43 37.2%
 FT% 10-16 62.5%

Dead Ball Rebounds: 3, 0

Technical Fouls: NONE

	NEB	IOWA
Biggest lead	0 (1 st 20:00)	39 (2 nd 1:28)
Best Scoring Run	7 (1 st 6:02)	11 (1 st 3:58)
Lead Changes	0	
Times Tied	1	
Time with Lead	00:00	37:06

Points from	NEB	IOWA
Turnovers	5	25
Paint	18	40
Second Chance	2	14
Fast Breaks	0	19
Bench	28	45

	Period by Period Scoring		
	1st	2nd	TOT
NEB	26	38	64
IOWA	48	54	102



2020-21 Nebraska Men's Basketball Combined Team Statistics In Conference games

Game Records

Record	Overall	Home	Away	Neutral
ALL GAMES	3-15	2-7	1-8	0-0
CONFERENCE	3-15	2-7	1-8	0-0
NON-CONFERENCE	0-0	0-0	0-0	0-0

Score by Periods

Team	1st	2nd	OT	TOT
Nebraska	560	608	6	1174
Opponents	653	702	11	1366

Team Box Score

No.	Player				Total			3-Point		F-Throw		Rebounds										
		GP-GS	MIN	AVG	FG-FGA	FG%	3FG-FGA	3FG%	FT-FTA	FT%	OFF	DEF	TOT	AVG	PF	DQ	A	TO	BLK	STL	PTS	AVG
0	ALLEN, Teddy	15-14	417:31	27.8	85-189	.450	31-75	.413	33-45	.733	10	54	64	4.3	34	2	28	39	0	9	234	15.6
2	MCGOWENS, Trey	18-18	522:36	29.0	61-163	.374	18-46	.391	45-68	.662	8	59	67	3.7	43	0	44	42	3	27	185	10.3
11	MAYEN, Lat	18-18	467:29	26.0	60-139	.432	35-92	.380	13-15	.867	8	67	75	4.2	44	2	7	24	12	8	168	9.3
45	BANTON, Dalano	18-15	493:42	27.4	55-143	.385	12-51	.235	30-50	.600	16	85	101	5.6	40	1	61	48	15	13	152	8.4
10	WEBSTER, Kobe	18-3	402:02	22.3	38-118	.322	23-66	.348	7-12	.583	2	26	28	1.6	11	0	19	14	0	7	106	5.9
13	WALKER, Derrick	14-14	272:21	19.5	35-59	.593	0-1	.000	8-19	.421	16	46	62	4.4	42	1	17	22	11	10	78	5.6
4	STEVENSON, Shamiel	18-0	239:33	13.3	30-72	.417	5-22	.227	27-39	.692	6	34	40	2.2	20	0	8	28	6	10	92	5.1
34	THORBJARNARSON, Thorir	18-3	348:53	19.4	20-60	.333	9-36	.250	8-11	.727	8	37	45	2.5	28	0	26	12	3	16	57	3.2
24	OUEDRAOGO, Yvan	15-4	203:55	13.6	18-38	.474	0-0	.000	4-23	.174	21	21	42	2.8	17	0	5	8	6	7	40	2.7
35	ANDRE, Eduardo	17-0	143:04	8.4	15-27	.556	0-0	.000	6-14	.429	11	25	36	2.1	33	1	8	9	3	4	36	2.1
14	LAKES, Trevor	11-1	84:60	7.7	7-26	.269	6-24	.250	3-3	1.000	1	7	8	0.7	3	0	2	2	1	1	23	2.1
3	WOOD, Elijah	9-0	15:47	1.8	1-5	.200	0-2	.000	0-0	.000	0	0	0	0.0	0	0	0	2	0	3	2	0.2
21	PIATKOWSKI, Jace	7-0	09:59	1.4	0-0	.000	0-0	.000	1-2	.500	0	1	1	0.1	0	0	0	1	0	0	1	0.1
44	PORTER, Bret	4-0	03:06	0.8	0-0	.000	0-0	.000	0-0	.000	0	0	0	0.0	0	0	1	0	0	0	0	0.0
Team											30	21	51				7					
Total		18	3625		425-1039	.409	139-415	.335	185-301	.615	137	483	620	34.4	315	7	226	258	60	115	1174	65.2
Opponents		18	3625		485-1125	.431	161-525	.307	235-315	.746	189	535	724	40.2	285	3	256	217	71	120	1366	75.9

Team Statistics

	NEBR	OPP
Scoring	1174	1366
Points per game	65.2	75.9
Scoring margin	-10.7	-
Field goals-att	425-1039	485-1125
Field goal pct	.409	.431
3 point fg-att	139-415	161-525
3-point FG pct	.335	.307
3-pt FG made per game	7.7	8.9
Free throws-att	185-301	235-315
Free throw pct	.615	.746
F-Throws made per game	10.3	13.1
Rebounds	620	724
Rebounds per game	34.4	40.2
Rebounding margin	-5.8	-
Assists	226	256
Assists per game	12.6	14.2
Turnovers	258	217
Turnovers per game	14.3	12.1
Turnover margin	-2.3	-
Assist/turnover ratio	0.9	1.2
Steals	115	120
Steals per game	6.4	6.7
Blocks	60	71
Blocks per game	3.3	3.9
Winning streak	0	-
Home win streak	2	-
Attendance	0	1015
Home games-Avg/Game	9-0	9-113
Neutral site-Avg/Game	-	0-0

Team Results

Date	Opponent		Score	Att.
12/22/2020	at Wisconsin	L	53-67	0
12/25/2020	Michigan	L	69-80	0
12/30/2020	at Ohio St.	L	54-90	0
01/02/2021	Michigan St.	L	77-84	0
01/10/2021	Indiana	L	76-84	0
02/06/2021	at Michigan St.	L	56-66	0
02/08/2021	at Minnesota	L	61-79	29
02/10/2021	Wisconsin	L	48-61	0
02/12/2021	Illinois	Lot	72-77	0
02/14/2021	at Penn St.	W	62-61	245
02/16/2021	at Maryland	L	50-64	0
02/17/2021	at Maryland	L	71-79	0
02/20/2021	Purdue	L	58-75	0
02/23/2021	Penn St.	L	83-86	0
02/25/2021	at Illinois	L	70-86	192
02/27/2021	Minnesota	W	78-74	0
03/01/2021	Rutgers	W	72-51	0
03/04/2021	at Iowa	L	64-102	549



2020-21 Nebraska Men's Basketball Combined Team Statistics All games

Game Records

Record	Overall	Home	Away	Neutral
ALL GAMES	7-18	6-9	1-9	0-0
CONFERENCE	3-15	2-7	1-8	0-0
NON-CONFERENCE	4-3	4-2	0-1	0-0

Score by Periods

Team	1st	2nd	OT	TOT
Nebraska	845	894	6	1745
Opponents	883	959	11	1853

Team Box Score

No.	Player				Total		3-Point		F-Throw		Rebounds								PTS	AVG		
		GP-GS	MIN	AVG	FG-FGA	FG%	3FG-FGA	3FG%	FT-FTA	FT%	OFF	DEF	TOT	AVG	PF	DQ	A	TO			BLK	STL
0	ALLEN, Teddy	22-21	599:01	27.2	131-292	.449	44-117	.376	56-81	.691	27	77	104	4.7	48	2	38	54	1	28	362	16.5
2	MCGOWENS, Trey	25-25	710:23	28.4	87-225	.387	26-69	.377	60-94	.638	12	83	95	3.8	63	1	54	58	4	35	260	10.4
45	BANTON, Dalano	25-22	694:15	27.8	86-209	.411	19-76	.250	57-87	.655	27	128	155	6.2	51	1	101	64	24	25	248	9.9
11	MAYEN, Lat	25-25	633:56	25.4	77-188	.410	46-126	.365	19-25	.760	20	96	116	4.6	63	2	16	36	14	10	219	8.8
10	WEBSTER, Kobe	25-3	556:03	22.2	66-174	.379	37-100	.370	15-24	.625	3	41	44	1.8	21	0	29	21	1	13	184	7.4
4	STEVENSON, Shamiel	25-0	369:27	14.8	45-102	.441	6-32	.188	44-61	.721	12	49	61	2.4	38	0	15	39	7	16	140	5.6
13	WALKER, Derrick	14-14	272:21	19.5	35-59	.593	0-1	.000	8-19	.421	16	46	62	4.4	42	1	17	22	11	10	78	5.6
34	THORBJARNARSON, Thorir	25-10	526:49	21.1	31-96	.323	14-57	.246	10-13	.769	14	58	72	2.9	37	0	38	20	3	23	86	3.4
24	OUEDRAOGO, Yvan	22-4	326:38	14.8	28-66	.424	0-0	.000	18-46	.391	40	42	82	3.7	32	0	9	12	11	10	74	3.4
14	LAKES, Trevor	12-1	111:01	9.3	11-31	.355	10-29	.345	3-4	.750	2	12	14	1.2	3	0	4	2	1	1	35	2.9
35	ANDRE, Eduardo	18-0	156:54	8.7	19-31	.613	0-0	.000	7-16	.438	12	28	40	2.2	36	1	9	9	5	4	45	2.5
3	WOOD, Elijah	13-0	41:06	3.2	4-14	.286	2-10	.200	0-0	.000	0	5	5	0.4	0	0	3	4	0	4	10	0.8
21	PIATKOWSKI, Jace	10-0	17:26	1.7	1-1	1.000	1-1	1.000	1-2	.500	1	1	2	0.2	0	0	0	1	0	0	4	0.4
44	PORTER, Bret	7-0	09:38	1.4	0-0	.000	0-0	.000	0-0	.000	0	1	1	0.1	1	0	1	1	1	0	0	0.0
Team											39	28	67					8				
Total		25	5025		621-1488	.417	205-618	.332	298-472	.631	225	695	920	36.8	435	8	334	351	83	179	1745	69.8
Opponents		25	5025		658-1568	.420	222-719	.309	315-438	.719	271	731	1002	40.1	432	7	352	330	93	166	1853	74.1

Team Statistics

	NEBR	OPP
Scoring	1745	1853
Points per game	69.8	74.1
Scoring margin	-4.3	-
Field goals-att	621-1488	658-1568
Field goal pct	.417	.420
3 point fg-att	205-618	222-719
3-point FG pct	.332	.309
3-pt FG made per game	8.2	8.9
Free throws-att	298-472	315-438
Free throw pct	.631	.719
F-Throws made per game	11.9	12.6
Rebounds	920	1002
Rebounds per game	36.8	40.1
Rebounding margin	-3.3	-
Assists	334	352
Assists per game	13.4	14.1
Turnovers	351	330
Turnovers per game	14.0	13.2
Turnover margin	-0.8	-
Assist/turnover ratio	1.0	1.1
Steals	179	166
Steals per game	7.2	6.6
Blocks	83	93
Blocks per game	3.3	3.7
Winning streak	0	-
Home win streak	2	-
Attendance	25	1269
Home games-Avg/Game	15-2	10-127
Neutral site-Avg/Game	-	0-0

Team Results

Date	Opponent		Score	Att.
11/25/2020	McNeese	W	102-55	0
11/26/2020	Nevada	L	66-69	0
11/28/2020	North Dakota St.	W	79-57	0
12/01/2020	South Dakota	W	76-69	25
12/09/2020	Georgia Tech	L	64-75	0
12/11/2020	at Creighton	L	74-98	254
12/17/2020	Doane	W	110-64	0
12/22/2020	at Wisconsin	L	53-67	0
12/25/2020	Michigan	L	69-80	0
12/30/2020	at Ohio St.	L	54-90	0
01/02/2021	Michigan St.	L	77-84	0
01/10/2021	Indiana	L	76-84	0
02/06/2021	at Michigan St.	L	56-66	0
02/08/2021	at Minnesota	L	61-79	29
02/10/2021	Wisconsin	L	48-61	0
02/12/2021	Illinois	Lot	72-77	0
02/14/2021	at Penn St.	W	62-61	245
02/16/2021	at Maryland	L	50-64	0
02/17/2021	at Maryland	L	71-79	0
02/20/2021	Purdue	L	58-75	0
02/23/2021	Penn St.	L	83-86	0
02/25/2021	at Illinois	L	70-86	192
02/27/2021	Minnesota	W	78-74	0
03/01/2021	Rutgers	W	72-51	0
03/04/2021	at Iowa	L	64-102	549