

N NEBRASKA BASKETBALL

2020-21 GAME NOTES

The Nebraska men's basketball program continues its two-game swing on Monday night, as the Huskers travel to Minneapolis for a matchup with Minnesota.

Tipoff between the Huskers and Golden Gophers from historic Williams Arena is slated for 7 p.m. (central) and will be carried on BTN with Dave Revsine and John Beilein on the call. The game can also be streamed via the web, smartphones, tablets and connected devices through the Fox Sports app.

Fans can follow all of the action across the state of Nebraska on the Learfield IMG College Husker Sports Network with Kent Pavelka and Jake Muhleisen on the call. The game will also be available on Huskers.com, the Huskers app and TuneIn radio. The pregame show begins one hour prior to tipoff.

Nebraska (4-9, 0-6 Big Ten) was predictably rusty in its first game since Jan. 10, a 66-56 at Michigan State on Saturday. The Huskers shot just 36 percent from the field, including 3-of-17 from 3-point range, and went just 11-of-24 from the foul line against the Spartans. The Huskers shot just 25 percent in the first half, as MSU used an 11-1 run late in the half to build a 12-point halftime lead. After halftime, NU improved to 47 percent from the floor and out-scored MSU 24-8 in the paint.

The Huskers stayed in the game with one of its best efforts of the season on the defensive end. NU held MSU to 39 percent shooting, including 33 percent in the second half, and forced 22 turnovers which led to 17 points. NU stayed within striking distance until the final minute when MSU went 9-of-10 from the line to hold on.

While junior guard Trey McGowens led NU with 13 points, the Huskers had to rely on their depth against MSU as no player played more than 32 minutes. The Huskers got solid minutes from Shamiel Stevenson, who had eight points, four board and a pair of steals in 19 minutes. NU got 20 points from its bench, its highest total in Big Ten play this season.

Minnesota (11-7, 4-7 Big Ten) had a chance to win its first road game of the year but fell to Rutgers, 76-72, on Thursday. The Golden Gophers led 70-66 with 2:22 left, but Rutgers closed the game on a 10-2 spurt, as Geo Baker scored eight of his 16 points in the final four minutes including a go-ahead basket with just over a minute remaining. Marcus Carr led Minnesota with 18 points, seven assists and six rebounds. He is among the Big Ten leaders in both scoring (19.9 ppg) and assists (5.3 apg).

GAME MATCHUP

NEBRASKA CORNHUSKERS

2020-21 Record: 4-9 (0-6 Big Ten)

Head coach: Fred Hoiberg

Record at Nebraska: 11-34 (2nd year)

Career NCAA Record: 126-90 (7th year)

MINNESOTA GOLDEN GOPHERS

2020-21 Record: 11-7 (4-7 Big Ten)

Head coach: Richard Pitino

Record at Minnesota: 138-115 (8th year)

Career Record: 156-129 (9th year)

BROADCAST INFO

Television: BTN

Play-by-play: Dave Revsine

Analyst: John Beilein

Online Broadcast: Fox Sports app & foxsports.com/live

Radio: Learfield IMG College Husker Sports Network, including 590 AM (Omaha), 1400 AM (Lincoln) and 880 AM (Lexington)

Play-by-play: Kent Pavelka

Analyst: Jake Muhleisen

Online Radio: Available on Huskers.com, Huskers App, TuneIn.com/Huskers and TuneIn App.

SIRIUS: N/A **XM:** 382 **SiriusXM (internet)** 972

PLAYER SPOTLIGHT

Trey McGowens matched his season high with three steals against Michigan State. In Big Ten play, he leads the conference with 1.8 steals per game. McGowens ranked in the top five of the ACC in steals in both of his seasons at Pittsburgh.



GAME 14: AT MINNESOTA

14

GAME DETAILS

Date: Mon., Feb. 8
Time: 7:01 p.m. (CT)
City: Minneapolis, Minn.
Arena: Williams Arena

MEDIA INFO

TV: BTN
Online Video: Fox Sports App
Radio: Learfield IMG College
Internet Audio: Huskers.com
Huskers app/TuneIn

2020-21 SCHEDULE

Date	Opponent	TV/Internet	Result
Wed., Nov. 25	McNeese State	BTN	W, 102-55
Golden Window Classic			
Thurs., Nov. 26	Nevada	BTN	L, 66-69
Sat., Nov. 28	North Dakota State	BTN	W, 79-57
Tues., Dec. 1	South Dakota	BTN	W, 76-69
Sun., Dec. 6	Florida A&M	BTN	canceled
ACC/Big Ten Challenge			
Wed., Dec. 9	Georgia Tech	ESPN2	L, 64-75
Fri., Dec. 11	at No. 8 Creighton	BTN	L, 74-98
Thurs., Dec. 17	Doane	BTN+	W, 110-64
Tues., Dec. 22	at No. 9 Wisconsin *	FS1	L, 53-67
Fri., Dec. 25	No. 19 Michigan *	BTN	L, 69-80
Wed., Dec. 30	at No. 25 Ohio State *	BTN	L, 54-90
Sat., Jan. 2	No. 17 Michigan State *	BTN	L, 77-84
Tues., Jan. 5	at Purdue *	BTN	PPD
Sun., Jan. 10	Indiana *	BTN	L, 76-84
Wed., Jan. 13	Illinois *	BTN	PPD
Sat., Jan. 16	at Maryland *	BTN	PPD
Wed., Jan. 20	Minnesota *	BTN	PPD
Sun., Jan. 24	at Iowa *	BTN	PPD
Sat., Jan. 30	Penn State *	BTN	PPD
Sat., Feb. 6	at Michigan State *	BTN	L, 56-66
Mon., Feb. 8	at Minnesota *	BTN	7 p.m.
Thurs., Feb. 11	Wisconsin *	ESPN2	4 p.m.
Sun., Feb. 14	at Penn State *	BTN	2 p.m.
Wed., Feb. 17	Maryland *	BTN	TBA
Sat., Feb. 20	Purdue *	BTN	TBA
Wed., Feb. 24	at Illinois *	BTN	TBA
Sun., Feb. 28	Rutgers *	BTN	TBA
Sun., March 7	at Northwestern *	BTN	TBA
BIG TEN TOURNAMENT			
Wed., March 10	at Big Ten Tournament	BTN	TBA
Thurs., March 11	at Big Ten Tournament	BTN	TBA
Fri., March 12	at Big Ten Tournament	BTN	TBA
Sat., March 13	at Big Ten Tournament	CBS	TBA
Sun., March 14	at Big Ten Tournament	CBS	TBA

Notes: *-Big Ten Conference Game; Home games are in red and bold

2020-21 ROSTER AT A GLANCE

No	Name	Pos.	Ht.	Wt.	Yr.	Hometown	GP/GS	MPG	PPG	RPG	APG
0	Teddy Allen	G	6-6	223	Jr.	Mesa, Ariz.	13/13	26.8	17.2	4.9	1.3
2	Trey McGowens	G	6-4	191	Jr.	Pendleton, S.C.	13/13	28.7	11.5	4.2	1.9
3	Elijah Wood	G	6-5	174	Fr.	Potomac, Md.	6/0	4.8	1.3	0.8	0.5
4	Shamiel Stevenson	G	6-6	245	Jr.	Toronto, Ontario, Canada	13/0	14.4	5.3	2.2	0.8
10	Kobe Webster	G	6-0	172	Sr.	Indianapolis, Ind.	13/0	21.3	7.5	1.6	1.2
11	Lat Mayen	F	6-9	205	Jr.	Adelaide, Australia	13/13	23.2	7.5	4.7	0.7
13	Derrick Walker	F	6-8	232	Jr.	Kansas City, Mo.	2/2	25.0	7.0	3.5	1.5
14	Trevor Lakes	F	6-7	215	Sr.	Lebanon, Ind.	5/0	14.4	4.0	2.6	0.4
21	Jace Piatkowski	G	6-3	184	RFr.	Omaha, Neb.	3/0	2.7	1.0	0.3	0.0
24	Yvan Ouedraogo	F	6-9	245	So.	Bordeaux, France	12/4	19.8	5.0	5.3	0.5
30	Chris McGraw	G	6-0	170	So.	Columbus, Ohio	Walk-on who has not played in 2020-21				
33	Akol Arop	F	6-5	203	So.	Omaha, Neb.	Will miss 2020-21 season (knee)				
34	Thorir Thorbjarnarson	G	6-6	202	Sr.	Reykjavik, Iceland	13/7	22.6	3.2	3.1	1.2
35	Eduardo Andre	F	6-10	228	Fr.	London, England	6/0	5.0	2.5	1.3	0.2
44	Bret Porter	F	6-5	228	RFr.	Omaha, Neb.	3/0	2.3	0.0	0.3	0.0
45	Dalano Banton	G	6-9	204	So.	Toronto, Ontario, Canada	13/13	29.7	12.1	6.8	4.8

2020-21 NEBRASKA BASKETBALL ROSTER

No.	VL	Name	Pronunciation	Pos.	Ht.	Wt.	Yr.	Hometown	Previous School
0		Teddy Allen		G	6-6	223	Jr.	Mesa, Ariz.	Western Nebraska CC
2		Trey McGowens		G	6-4	191	Jr.	Pendleton, S.C.	Pittsburgh
3		Elijah Wood		G	6-5	174	Fr.	Potomac, Md.	Berkmar (Ga.) HS
4		Shamiel Stevenson	Sha-meal	G	6-6	245	Jr.	Toronto, Ontario, Canada	Nevada
10		Kobe Webster		G	6-0	172	Sr.	Indianapolis, Ind.	Western Illinois
11		Lat Mayen	Latt [rhymes w/ Matt] may-en	F	6-9	205	Jr.	Adelaide, Australia	Chipola College
13		Derrick Walker		F	6-8	232	Jr.	Kansas City, Mo.	Tennessee
14		Trevor Lakes		F	6-7	215	Sr.	Lebanon, Ind.	Indianapolis
21	*	Jace Piatkowski		G	6-3	184	RFr.	Omaha, Neb.	Elkhorn South HS
24	*	Yvan Ouedraogo	I-van WOO-drah-oh-goh	F	6-9	245	So.	Bordeaux, France	INSEP
30		Chris McGraw		G	6-0	170	So.	Columbus, Ohio	Otterbein
33	*	Akol Arop	A-call uh-rope	F	6-5	203	So.	Omaha, Neb.	Creighton Prep HS
34	***	Thorir Thorbjarnarson		G	6-6	202	Sr.	Reykjavik, Iceland	Menntaskólinn i Reykjavik
35		Eduardo Andre		F	6-10	228	Fr.	London, England	AZ Compass Prep
44	*	Bret Porter		F	6-5	228	RFr.	Omaha, Neb.	Millard North HS
45		Dalano Banton	duh-LAH-no BAN-ten	G	6-9	204	So.	Toronto, Ontario, Canada	Western Kentucky

2020-21 COACHING STAFF

Name	Pronunciation	Title	Year at Nebraska	Alma Mater (Year)
Fred Hoiberg		Head Coach	Second	Iowa State (1995)
Matt Abdelmassih	Abdel-massey	Assistant Coach	Second	St. John's (2007)
Doc Sadler		Assistant Coach	Second as Asst./Eighth	Arkansas (1982)
Armon Gates		Assistant Coach	Third	Kent State (2006)
Bobby Lutz	Lootz	Special Assistant to the Head Coach	Second	UNC Charlotte (1980)
Tim Wilson		Basketball Strength Coach	10th	Nebraska (1981)
Matt Holt		Video Coordinator	Fourth	New Haven (2013)
Luca Virgilio	Vir-Jill-e-o	Director of Basketball Operations	Second	Universita degli Studi di Roma Tre (2012)
Bertram "Buzzy" Caruthers		Director of Player Development	Second	Hampton (2006)
Athan Katsantonis		Graduate Manager	First	Syracuse (2020)
John Harris Jr.		Graduate Manager	Second	Benedictine (2017)

TEAM STATS

Nebraska Cornhuskers			Minnesota Golden Gophers		
2020-21 Team Statistics (Record: 4-9, 0-6 B1G)			2020-21 Team Statistics (Record: 11-7, 4-7 B1G)		
Category	Nebraska	OPP	Category	Minn.	OPP
SCORING	956	958	Scoring	1365	1315
Points per game	73.5	73.7	Points per game	75.8	73.1
Scoring margin	-0.2	-	Scoring margin	+2.8	-
FIELD GOALS-ATT	330-797	338-800	Field goals-att	451-1108	468-1095
Field goal pct	.414	.423	Field goal pct	.407	.427
3 POINT FG-ATT	107-342	112-349	3 point fg-att	136-453	120-358
3-point FG pct	.313	.321	3-point FG pct	.300	.335
3-pt FG made per game	8.2	8.6	3-pt FG made per game	7.6	6.7
FREE THROWS-ATT	189-294	170-239	Free throws-att	327-433 2	59-368
Free throw pct	.643	.711	Free throw pct	.755	.704
F-Throws made per game	14.5	13.1	F-Throws made per game	18.2	14.4
REBOUNDS	492	523	Rebounds	670	724
Rebounds per game	37.8	40.2	Rebounds per game	37.2	40.2
Rebounding margin	-2.4	-	Rebounding margin	-3.0	-
ASSISTS	168	184	Assists	274	259
Assists per game	12.9	14.2	Assists per game	15.2	14.4
TURNOVERS	169	192	Turnovers	199	241
Turnovers per game	13.0	14.8	Turnovers per game	11.1	13.4
Turnover margin	+1.8	-	Turnover margin	+2.3	-
Assist/turnover ratio	1.0	1.0	Assist/turnover ratio	1.4	1.1
STEALS	102	72	Steals	115	86
Steals per game	7.8	5.5	Steals per game	6.4	4.8
BLOCKS	44	45	Blocks	85	45
Blocks per game	3.4	3.5	Blocks per game	4.7	2.5

NUMBERS TO KNOW

.390 - NU held Michigan State to .390 shooting on Saturday, the first time NU held a Big Ten opponent to under 40 percent since at Illinois on Feb. 24, 2020.

3 - The Huskers had a season-low three 3-pointers at Michigan State, snapping a 14-game streak of at least five 3-pointers dating back to last season.

4.8 - Assists per game for sophomore Dalano Banton, which is fourth in the Big Ten as of Feb. 7. He is also 11th in the conference with a 2.1-to-1 assist-to-turnover ratio.

8 - NU has eight 20-point performances on the season (Teddy Allen-6; Trey McGowens-1; Kobe Webster-1). Allen's six 20-point efforts ranks fifth in the Big Ten.

10 - Number of seasons where Nebraska has had multiple 100-point games. The 2020-21 campaign is the first time since 1995-96.

12 - Nebraska's 12 steals at Michigan State was the Huskers' fourth game with at least 10 steals in 2020-21 and most since having 16 against Northwestern on March 1, 2020.

27 - Nebraska is 27th nationally in tempo according to KenPom as of Feb. 7. The Huskers are the only Big Ten team in the top 75 nationally.

PROBABLE STARTERS (BASED ON LAST GAME)



#45 Dalano Banton | G | So. | 6-9 | 204 | Toronto, Ontario, Canada

2020-21 Averages: PPG: 12.1 | APG: 4.8 | RPG: 6.8 | SPG: 1.2 | BPG: 1.0

Worth Noting: Playmaking point guard with a nearly seven foot wingspan...Fourth in Big Ten in assists while averaging nearly seven rebounds per game...10 double-figure efforts in 2020-21...Was held to six points at Michigan State...Totaled 17 points and five boards vs. No. 19 Michigan...Posted second triple-double in program history with 13 points, 11 rebounds and 10 assists vs. Doane...Finished with 17 points, nine boards and six assists vs. Georgia Tech...Began career at Western Kentucky, where he played in 31 games in 2018-19...Posted a double-double with 13 rebounds and 10 assists while adding eight points in a win over No. 15 Wisconsin...Top-100 recruit in the class of 2018 after reclassifying.

Career Bests (includes WKU): Pts: 18 | Reb: 13 | Ast: 10 (2x) | Stl: 3 (3x) | Bl: 4



#24 Trey McGowens | G | Jr. | 6-4 | 191 | Pendleton, S.C.

2020-21 Averages: PPG: 11.5 | RPG: 4.2 | APG: 1.9 | SPG: 1.5

Worth Noting: First season at NU after starting for two seasons at Pittsburgh...Shooting 41 percent from 3-point range and fifth in B1G in steals...Nine double-figure games including 13 points at MSU...Tallied 10 points, six rebounds and six assists vs. Indiana...Had a season-high 20 points and five boards vs. No. 17 Michigan State...Totaled 15 points, including 3-of-3 from 3-point range, at No. 8 Creighton...Started 32 games at Pitt in 2019-20 and ranked in the top 15 in the ACC in steals (fourth) and assists (10th)...Posted 20 double-figure scoring games, including three 20-point efforts...Two-time ACC Freshman of the Week posted a pair of 30-point games in 2018-19...Top-100 recruit who played at Hargrave Military Academy.

Career Bests (includes Pittsburgh): Pts: 33 | Reb: 9 | Ast: 9 | Stl: 7



#0 Teddy Allen | G | Jr. | 6-6 | 222 | Mesa, Ariz.

2020-21 Averages: PPG: 17.2 | RPG: 4.9 | APG: 1.3 | SPG: 1.8

Worth Noting: Ranks fifth in the Big Ten in scoring and first in steals...Held to season-low three points at MSU...Six 20-point games in 2020-21...Had 23 points and six boards vs. No. 17 Michigan State...Had 25 points and five boards vs. No. 19 Michigan...Set career highs with 26 points and nine boards at No. 8 Creighton...No. 8 JUCO player in nation by JUCORecruiting.com...Averaged 31.4 ppg at Western Nebraska CC in 2019-20...Began college career at West Virginia, averaging 7.0 points and 2.7 rebounds per game, as the Mountaineers reached the Sweet 16...2017 Nebraska Gatorade High School Player of the Year at Boys Town HS (31.6 ppg, 12.8 rpg)...Younger brother (Timmy) is a second-team All-Pac 12 player at Utah.

Career Bests (includes W. Virginia): Pts: 26 | Reb: 9 (2x) | Ast: 2 (6x) | Stl: 5 (2x)




#11 Lat Mayen | F | Jr. | 6-9 | 205 | Adelaide, Australia

2020-21 Averages: PPG: 7.5 | RPG: 4.7

Worth Noting: High motor forward who can stretch defenses with his shooting...Reached double figures for the second straight game with 10 points and four boards at Michigan State...Had a career-high 15 points versus Indiana, including 5-of-9 from 3-point range...Set career highs in rebounds (12) and assists (four) vs. South Dakota...Rated the No. 18 JUCO Player nationally by JUCORecruiting.com...Averaged 11.8 points and 8.4 boards per game at Chipola...Began career at TCU, where he played in 17 games in 2018-19 before a left knee injury...Averaged 2.1 points and 1.2 rebounds in 7.9 minutes per game...Rated the No. 2 ranked player in Australia by AUSA Hoops...Attended Australian Institute of Sport.

Career Bests (includes TCU): Pts: 15 | Reb: 12 | Ast: 4 | Stl: 2



#13 Derrick Walker | F | Jr. | 6-8 | 232 | Kansas City, Mo.

2020-21 Averages: PPG: 7.0 | RPG: 3.5 | APG: 1.5 | SPG: 1.5 | BPG: 1.5

Worth Noting: Started both games since becoming eligible...Battled foul trouble with four points and four boards at Michigan State...Made his Husker debut against Indiana, finishing with 10 points and three rebounds in 26 minutes, tying personal bests in points, minutes, field goals (five) and steals (two)...Missed NU's first 11 games because of an NCAA suspension...Played in 30 games at Tennessee in 2018-19 as the Volunteers reached the NCAA Sweet 16...Helped the Volunteers to an SEC title in 2017-18, playing in 34 games...Four-star prospect by ESPN who played at Sunrise (Kan.) Christian Academy, averaging 14 points and seven rebounds per game in 2016-17...Played on MOKAN Elite AAU program with NBA first-round picks Trae Young and Michael Porter Jr.

Career Bests (includes Tennessee): Pts: 10 (2x) | Reb: 7 (2x) | Ast: 2 (2x) | Bl: 2 (2x)

NATIONAL POLLS

AP TOP 25 (FEB. 1)

No	Team (1st)	Record	Points	Prev.
1	Gonzaga (61)	17-0	1,597	1
2	Baylor (3)	16-0	1,539	2
3	Villanova	11-1	1,458	3
4	Michigan	13-1	1,402	4
5	Houston	15-1	1,348	6
6	Texas	11-3	1,228	5
7	Ohio State	14-4	1,133	13
8	Iowa	12-4	1,079	7
9	Oklahoma	11-4	966	24
10	Alabama	14-4	958	9
11	Tennessee	12-3	869	18
12	Illinois	11-5	850	19
13	Texas Tech	12-5	797	10
14	Virginia	11-3	752	8
15	Creighton	13-4	732	17
16	Virginia Tech	13-3	718	20
17	West Virginia	11-5	669	11
18	Missouri	11-3	589	12
19	Wisconsin	13-5	452	14
20	Florida State	10-3	393	16
21	UCLA	13-3	260	23
22	Florida	10-4	196	NR
23	Kansas	11-6	171	15
24	Purdue	12-6	130	NR
25	Drake	16-0	117	NR

Others receiving votes: Oklahoma State 111, USC 57, Loyola Chicago 52, Minnesota 42, Xavier 25, Boise State 23, St. Bonaventure 19, Saint Louis 11, Belmont 11, Toledo 9, Oregon 8, Colorado 8, San Diego State 6, Connecticut 5, Louisville 4, North Carolina 3, Georgia Tech 2, Rutgers 1

USA TODAY COACHES POLL (FEB. 1)

No	Team (1st)	Record	Points	Prev.
1	Gonzaga (28)	17-0	796	1
2	Baylor (4)	16-0	772	2
3	Villanova	11-1	735	3
4	Michigan	13-1	690	4
5	Houston	15-1	660	6
6	Texas	11-3	610	5
7	Alabama	14-4	495	8
8	Iowa	12-4	490	7
9	Ohio State	14-4	478	15
10	Tennessee	12-3	446	17
11	Texas Tech	12-5	422	10
12	Creighton	13-4	396	14
13	Illinois	11-5	382	22
14	Oklahoma	11-4	379	NR
15	Virginia	11-3	368	8
16	Virginia Tech	13-3	357	19
17	Missouri	11-3	343	12
18	West Virginia	11-5	277	11
19	Florida State	10-3	237	16
20	Wisconsin	13-5	212	13
21	UCLA	13-3	165	21
22	Kansas	11-6	112	18
23	Florida	10-4	90	NR
24	Oklahoma State	11-4	88	NR
25	Drake	16-0	67	NR

Others receiving votes: Minnesota 66; Purdue 59; Southern California 44; Loyola-Chicago 43; Oregon 39; Louisville 26; Xavier 9; St. Bonaventure 8; Colorado 8; Boise St. 7; Louisiana State 6; San Diego St. 5; Toledo 3; Belmont 3; Rutgers 2; North Carolina 2; Winthrop 1; Saint Louis 1; Georgia Tech 1.

2020-21 BIG TEN STANDINGS (AS OF 2/7)

Team	B1G	Pct.	Overall	Pct.
Michigan	8-1	0.889	13-1	0.929
Illinois	9-3	0.750	13-5	0.722
Ohio State	9-4	0.692	15-4	0.789
Wisconsin	8-5	0.615	14-6	0.700
Purdue	8-5	0.615	13-7	0.650
Iowa	7-5	0.583	13-6	0.684
Rutgers	7-6	0.538	11-6	0.647
Indiana	5-6	0.455	10-8	0.556
Minnesota	4-7	0.364	11-7	0.611
Penn State	4-7	0.364	7-8	0.467
Maryland	4-8	0.333	10-9	0.526
Michigan State	3-7	0.300	9-7	0.563
Northwestern	3-9	0.250	6-10	0.375
Nebraska	0-6	0.000	4-9	0.308

Date	Matchup or Result	Time
2/5	* Maryland 50, Penn State 55	
2/6	* Illinois 75, Wisconsin 60	
2/6	* Purdue 75, Northwestern 70	
2/6	* Michigan State 66, Nebraska 56	
2/6	* Wisconsin 60, Illinois 75	
2/7	*Indiana 67, Iowa 65	
2/8	Nebraska at Minnesota	7 p.m.
2/8	Ohio State at Maryland	8 p.m.
2/9	Penn State at Michigan State	6 p.m.
2/10	Rutgers at Iowa	6 p.m.
2/10	Indiana at Northwestern	8 p.m.

SCOUTING MINNESOTA

Under Richard Pitino, the Golden Gophers are 11-7 on the season and 4-7 in Big Ten play. Minnesota went a perfect 7-0 in non-conference play, highlighted by wins over Saint Louis and Boston College. The Golden Gophers were 9-1 following runs over nationally-ranked Iowa and Michigan State, but is just 2-6 since the calendar turned to 2021. UM is 11-1 at Williams Arena, including Big Ten wins over Michigan, Ohio State and Iowa, as the Gophers handed the Wolverines its only loss of the season.

Minnesota features one of the Big Ten's best point guards in Marcus Carr. The junior guard ranks among the Big Ten leaders in scoring (19.9 ppg, fourth) and assists (5.3, second) while also grabbing 4.2 rebounds per game. Junior transfer Liam Robbins is the other Golden Gopher in double figures, as he averages 13.6 points per game and a team-high 7.1 rebounds per game. The Drake transfer paces the Big Ten with 2.7 blocks per game. In all, four of Minnesota's top six scorers are in their first year at Minnesota.

Series History: Nebraska and Minnesota will meet for the 79th time on Monday, which is the most between the Huskers and any other Big Ten member. It is NU's longest-running series in the Big Ten, dating back to February of 1902. The Gophers lead the all-time series, 56-22, while the Huskers have won seven of the past 11 meetings. In all, 12 of the last 13 meetings have been won by the home team dating back to 2012. Nebraska is 7-7 against the Golden Gophers as Big Ten members. Prior to joining the Big Ten in 2011-12, NU and Minnesota met in non-conference action every year from 1995 until 2004 after not playing for 16 years.

Last Meeting: Minnesota made a season-high 18 3-pointers and shot 56.9 percent from the field in posting a 107-75 victory on March 8. Haanif Cheatham scored 17 points and junior guard Jervay Green added 15 to pace Nebraska, which played with only seven scholarship players available. Nebraska shot 37.8 percent from the field and a season-high 82.4 percent on free throws. Gabe Kalscheur tied his career high with 26 points to lead Minnesota and finished with a career-high eight 3-pointers. As a team, the Gophers were 18-of-35 on 3-pointers, or 51.4 percent, and surpassed their previous season high of 14 made 3-pointers against Northwestern.

LAST TIME OUT

Playing its first game in nearly a month, Nebraska battled for 40 minutes before falling 66-56 Saturday night in East Lansing.

The Huskers were done in by cold shooting, hitting just 36 percent on the evening, including 25 percent in falling behind 34-22 at the break. The Spartans scored the first seven points, only to see the Huskers respond with a 12-4 spurt to take a one-point lead at 12-11. MSU took control late in the first half with an 11-1 run that turned a 16-16 tie into a 27-17 Spartan lead. The Huskers used a 9-2 run to cut a 14-point to 46-37 after a Dalano Banton basket with 8:53 remaining. NU, which led the Spartans to 33 percent shooting in the second half, stayed within striking distance before Michigan State put the game away at the foul line in the final minute.

Trey McGowens led the Huskers with 13 points, while Lat Mayen added 10 markers. MSU's Joshua Langford led all scorers with 18 while Aaron Henry finished with 16 for the Spartans, who improved to 9-7 overall and snapped a three-game losing streak.

STORYLINES

- Nebraska Head Coach Fred Hoiberg returns to Minneapolis, where he spent two seasons with the Minnesota Timberwolves (2003-05) before joining the Timberwolves front office for five seasons (2005-10). Hoiberg helped the Timberwolves to 58 wins and the Western Conference Finals in 2003-04 and led the NBA in 3-point shooting during his final season. In addition, NU Assistant Coach Matt Abdelmassih worked under Hoiberg in the Timberwolves' front office for two years (2008-10).

NEBRASKA-MINNESOTA AT A GLANCE

All-time Series: Minnesota leads 56-22

- In Lincoln: Nebraska leads, 14-11
At Pinnacle Bank Arena: Nebraska leads, 5-0
 - In Minneapolis: Minnesota leads 41-9
At Williams Arena: Minnesota leads 22-5
 - In Hilo, Hawaii: Nebraska leads 1-0
 - In Big Ten Conference games: Minnesota leads, 7-6
 - In Big Ten Tournament games: 0-0
- Note: Minnesota vacated wins vs. NU in 1995, 1996 & 1998

Husker-Gopher Superlatives

- Most consecutive wins (year ended): Nebraska 3 (1934-36; 2013-15); Minnesota 17 (1937-58)
- Most points scored: Nebraska, 96, at Hilo, Hawaii, Nov. 26, 1995; Minnesota, 107, at Minneapolis, Minn., March 8, 2020
- Highest combined score: 182, Minnesota 107, Nebraska 75, at Minneapolis, Minn., March 8, 2020
- Biggest winning margin: Nebraska, 29, at Lincoln, Neb., Dec. 8, 2002; Minnesota, 42, at Minneapolis, Minn., Feb. 15, 1902

Recent Series Meetings

Date	Site	Rankings	Result	Neb.	Minn.
11-26-95 ^A	N	-/-	W	96	85
12-9-95 ^A	A	-/-	L	80	91
12-21-96 ^A	H	-16	L	56	70
12-13-97 ^A	A	-/-	W	70	66
12-19-98 ^A	H	-/18	L	51	55
12-31-99	H	-/-	W	90	78
12-28-00	A	-/-	L (OT)	70	74
12-22-01	A	-/-	L	72	81
12-8-02	H	-/20	W	80	60
12-29-03	A	-/-	W	77	60
12-8-04	H	-/-	L	48	57

Big Ten Era

2-5-12	H	-/-	L	61	69
3-3-12	A	-/-	L	69	81
1-29-13	A	-/23	L	65	84
3-6-13	H	-/-	W	53	51
1-26-14	H	-/-	W	82	78
1-20-15	H	-/-	W	52	49
1-31-15	A	-/-	L	42	60
1-12-16	H	-/-	W	84	59
3-2-17	A	-/-	L	73	88
12-5-17	H	-/14	W	78	68
2-5-18	A	-/-	W	91	85
12-5-18	A	24/-	L	78	85
2-13-19	H	-/-	W	62	61
3-8-20	A	-/-	L	75	107

^A-later vacated

CAREER STATS VS. MINNESOTA

Player	GP-GS	Min-Avg	FG-FGA	Pct	3FG-FGA	Pct	FT-FTA	Pct	Off	Def	Tot	Avg	PF	A	TO	Blk	Stl	Pts	Avg
Ouedraogo	1-1	20-20.0	2-4	.500	0-0	.000	4-6	.667	2	2	4	4.0	1	0	1	0	0	8	8.0
Thorbjarnarson	2-1	39-19.5	5-11	.455	1-5	.200	5-5	1.000	0	4	4	2.0	2	1	0	1	0	16	8.0
Arop	1-0	21-21.0	2-2	1.000	1-1	1.000	0-0	.000	1	1	2	2.0	3	0	0	0	1	5	5.0

- Nebraska's Shamiel Stevenson and Minnesota's Marcus Carr were teammates at Pittsburgh during the 2017-18 season. In fact, three of the top four scorers from that team are now at Big Ten schools (Parker Stewart, Indiana).
- Monday's game is the Huskers second game after a nearly month-long pause because of positive COVID-19 cases. Prior to Saturday's game at Michigan State, NU's last game was Jan. 10. NU is currently scheduled to play three games in six days (at MSU, at Minn., vs. Wis.).
- Monday's game is the back end of a two-game road swing, marking the Huskers' first extended conference road trip since the 2017-18 season (at Ohio State, at Rutgers) and just the second time since joining the Big Ten prior to the 2011-12 campaign.
- Nebraska has won once in Williams Arena in the Big Ten era, a 91-85 victory on Feb. 6, 2018. NU will look to break a 23-game road losing streak and earn its first conference win since Jan. 7, 2020.
- Teddy Allen is one of only four newcomers among power conference players averaging at least 17.0 points per game as of Feb. 7. Allen is currently sixth in the Big Ten at 17.2 points per game, including 19.6 ppg in NU's five games against ranked opponents. His scoring average is on pace to be one of the highest scoring averages by a first-year Husker. The current mark is 18.1 points per game by All-Big Ten performer Terran Petteway in 2013-14.

Highest Scoring NU Newcomers

No.	Player	PPG	Year
1.	Terran Petteway	18.1	2013-14
-	Teddy Allen	17.2	2020-21
2.	James Palmer Jr.	17.2	2017-18
3.	Andrew White III	16.6	2015-16

• The Big Ten had 10 teams in the top 50 of the NET rankings on Feb. 7, including four in the top 10. No other power conference had more than 7. The Big Ten also had seven of the 20 Wooden Award™ Late Season Top 20 players released last week, as no other conference has more than three.

• Nebraska enters the week ranked fifth in the Big Ten with 8.7 3-pointers per game, which is on pace to be the second-highest total in school history. It is not surprising that Nebraska has relied on its 3-point shooting in Hoiberg's tenure, as his Iowa State teams led the Big 12 in 3-pointers in four of his five seasons at the school.

The Huskers have struggled from beyond the arc, shooting just 31.3 percent from 3-point range entering Monday's game. During his five seasons at Iowa State (2010-11 to 2014-14), the Cyclones shot at least 36 percent from the line in each season.

Most 3-Pointers/Game in School History

No.	School	Games	3-Pointers/Game
1.	2001-02	28	9.54
-	2019-20	12	8.23
2.	2019-20	32	7.90
3.	2006-07	31	7.87
4.	2018-19	36	7.50

• Trevor Lakes enters Monday's game at Minnesota needing one point to reach 1,000 for his college career. He would become the second current Husker with at least 1,000 career points, joining grad transfer Kobe Webster (1,514). Junior guard Trey McGowens is now just 87 points from 1,000 for his collegiate career.

NEWCOMERS MAKING AN IMPACT

Nebraska knew it would be relying on newcomers with only three returnees on the 2020-21 roster. In the offseason, the Huskers added four scholarship players with previous Division I experience, as well as Division II transfer Trevor Lakes.

- The group combined for nearly 4,000 points, 1,300 rebounds and 600 assists in their collegiate careers before joining the Husker program.
- The group included multi-year starters Kobe Webster (Western Illinois), Trey McGowens (Pittsburgh) and Trevor Lakes (Indianapolis).
- The Huskers also gain the services of three players (Dalano Banton, Shamiel Stevenson and Derrick Walker) who all sat out the 2019-20 campaign after transferring to Nebraska. Walker made his debut on Sunday against Indiana.
- Nebraska's top six scorers are all newcomers, including three double-figure scorers. In all, nearly 90 percent of the Huskers' offense and 80 percent of its rebounds have come from players who did not play at Nebraska in 2019-20.
- Teddy Allen leads all Big Ten newcomers in scoring and steals, while Dalano Banton is second in assists and Trey McGowens is second in steals.
- In all, 45 of Nebraska's 46 double-figure efforts this season have been by players in their first season of competition at NU. Yvan Ouedraogo's double-double vs. Doane is the Huskers' only double-figure scoring effort by a returnee in 2020-21.

A UNIQUE POINT GUARD

It is not often that you see a point guard handling jump ball duties, but Dalano Banton is not your typical point guard, and NU coach Fred Hoiberg is finding ways to incorporate Banton's unique skills.

The 6-foot-9 sophomore provides a unique focal point to the Huskers' attack and is averaging 12.6 points, 6.8 rebounds and 4.8 assists per game. He comes into the Minnesota game ranking among the Big Ten

POWER CONF. NEWCOMERS (THRU 2/3)		
No.	Name (School)	PPG
1.	Cameron Thomas (LSU)	22.3
2.	Cade Cunningham (Okla. St.)	18.2
3.	Carlik Jones (Louisville)	17.4
4.	Teddy Allen (Neb.)	17.2

Includes ACC, BIG, Big East, Big 12, Pac-12, SEC

IMPACT NEWCOMERS	
Category	Pct. by Newcomers
Points	89.3
Rebounds	78.9
Assists	86.9
Blocks	79.5
Steals	83.3

BANTON BIG RANKS		
Category	Avg	B1G Rank
Assists per Game	4.8	4th
Asst-to-TO Ratio	2.1-to-1	11th
Steals per Game	1.2	15th
Rebounds Per game	6.8	12th

LEARFIELD IMG COLLEGE HUSKER SPORTS NETWORK

Kent Pavelka

- Is in his 34th season of calling Husker men's basketball
- Called NU basketball for two stretches from 1974-1996 before returning to play-by-play duties full time in 2006-07
- Called his 1,000th Husker basketball game in 2018-19
- Six-time Nebraska Sportscaster of the Year who was inducted into the Nebraska Broadcasters Hall of Fame in 2019

Jake Muhleisen

- Is in his third season as full-time color analyst
- Four-year starter at Nebraska from 2002-05
- Three-year team captain during his career

Ben McLaughlin

- Fills in as a color analyst for select broadcasts
- Co-hosts Sports Nightly and works on the Learfield IMG College football and baseball broadcasts

2020-21 Network Affiliates

City	Station	Location
Ainsworth	KBRB	1400 AM
Alliance	KCOW	1400 AM
Beatrice	KWBE	1450 AM
Broken Bow	KBBN	95.3 FM
Chadron	KCSR	610 AM
Columbus	KJSK	900 AM
Fairbury	KGMT	1310 AM
Falls City	KTNC	1230 AM
Fremont	KFMT	105.5 FM
Grand Island	KRGI	1430 AM
Hastings	KHAS	1230 AM
Holdrege	KUVR	1380 AM
Kearney	KGFV	1340 AM
Lexington	KRVN	880 AM
Lincoln	KLIN	1400 AM
McCook	KSWN	93.9 AM
Nebraska City	KNCY	1600 AM
Nebraska City	KBIE	103.1 FM
Norfolk	KNEN	94.7 FM
North Platte	KODY	1240 AM
North Platte	KXNP	106.1 FM
O'Neill	KRBX	102.9 FM
Omaha	KXSP	590 AM
Scottsbluff	KNEB	960 AM
Sidney	KSID	1340 AM
Superior	KRFS	1600 AM
Superior	KRFS	103.9 FM
Valentine	KVSH	940 AM

Nationwide

- Huskers.com & Huskers App
- TuneIn.com/Huskers & TuneIn App
- SiriusXM Satellite Radio

QUICK FACTS

University of Nebraska Information

Location Lincoln, Neb.
 Founded 1869
 Enrollment 25,057
 Nickname Cornhuskers, Huskers
 Colors Scarlet & Cream
 Affiliation NCAA Division I
 Conference Big Ten Conference
 Home Arena Pinnacle Bank Arena
 Capacity/Year Opened 15,000/2013
 Chancellor Ronnie Green
 Faculty Rep. Scott M. Fuess Jr.
 Athletics Director Bill Moos
 Deputy A.D./Chief of Staff John Johnson
 Athletic Dept. Phone (402) 472-4224
 Assistant A.D./Ticketing Holly Adam
 Ticket Office Phone.... (402) 472-3111 or 1-800-8BIGRED
 Website Huskers.com

Basketball History

First year of basketball 1896-97
 Regular-season conference titles (last)..... 7 (1950)
 Postseason conference titles (last) 1 (1994)
 All-time postseason appearances..... 26
 All-time postseason record..... 24-25
 NCAA Appearances (last)..... 7 (2014)
 NIT Appearances (last) 19 (2019)

Basketball Staff

Head Coach Fred Hoiberg
 Alma Mater (Year) Iowa State (1995)
 Record at Nebraska 11-34 (2nd season)
 Overall NCAA Coaching Record 126-90 (7th season)
 Assistant Coaches Matt Abdelmassih (2nd season)
 Armon Gates (3rd season)
 Doc Sadler (2nd season as asst./8th season overall)
 Special Assistant to the Head Coach Bobby Lutz (1st season)
 Strength Coach Tim Wilson
 Graduate Managers Jon Harris Jr. and Athan Katsantonis
 Director of Operations Luca Virgilio
 Asst. Director of Operations Sheryl Burbach
 Video Coordinator Matt Holt
 Director of Player Development Buzzy Caruthers
 Assistant Athletic Trainer R.J. Pietig
 Equipment Manager Pat Norris

2020-21 Team Information

2019-20 Record 7-25 (5-11 H, 0-12 A, 2-2 N)
 Big Ten Record (Finish) 2-18 (14th)
 2020 Big Ten Tournament..... 0-1, lost to Indiana 64-89
 Postseason..... None
 Starters Returning/Lost 2/3
 Lettermen Returning/Lost 5/7
 Scholarship Newcomers 9

Communications Contact

Sr. Assoc. Director/MBB Contact Shamus McKnight
 Office Phone (402) 472-7772
 Cell Phone (402) 540-0268
 E-Mail smcknight@huskers.com

Men's Basketball Links

Athletics Media Site huskers.com/mediafiles
 2020-21 MBB Site go.unl.edu/mbbmedia2021

leaders in assists (fourth), assist-to-turnover ratio (11th), rebounding (12th) and steals (13th)

A former top-100 recruit, Banton has reached double figures in 10 of his 13 outings, including a 15-point, eight-rebound four-assist performance against No. 9 Wisconsin on Dec. 22 and a 17-point effort against No. 19 Michigan on Dec. 25.

- Banton is looking to be just the fifth Husker to average at least 5.0 assists per game over a full season. It has happened just five previous times in school history.

- He is one of 10 players nationally and one of three power conference players (Stanford's Ziaire Williams and Illinois' Ayo Dosunmu) with a triple-double this season as of Feb. 2. Banton posted his first career triple-double with 13 points, 11 rebounds and 10 assists against Doane on Dec. 17. In addition, he nearly posted another triple-double against North Dakota State on Nov. 18 with 12 points, nine rebounds and eight assists.

- Banton is one of only 10 players nationally - and one of three power conference players - averaging at least 12 points, 6.5 rebounds and 4.5 assists per game as of Feb. 7. Two of the three are in the Big Ten with Banton and Illinois' Ayo Dosunmu.

Power Conference Players Averaging 12.0 Points, 6.0 Rebounds and 4.5 Assists Per Game in 2020-21

Name	School	PPG	RPG	APG
Ayo Dosunmu	Illinois	21.2	6.4	5.1
David Duke	Providence	17.5	6.0	5.1
Dalano Banton	Nebraska	12.1	6.8	4.8

CBB Reference

BANTON POSTS TRIPLE-DOUBLE

Prior to Fred Hoiberg taking over the Nebraska basketball program, Nebraska never had a triple-double in a regular-season game, but now has had one in each of the past two seasons following Dalano Banton's triple-double against Doane on Dec. 17. In fact, the only two triple-doubles in the Big Ten have been by Huskers. Hoiberg has had three players on the college level post a triple double, as Royce White of Iowa State had one in 2012 (10 points, 18 rebounds, 10 assists).

Nebraska Triple-Doubles Under Hoiberg

Player	Opponent	Date	Points	Rebounds	Assists
Cam Mack	Purdue	Dec. 15, 2019	11	10	12
Dalano Banton	Doane	Dec. 17, 2020	13	11	10

STEALS = BASKETS

Nebraska's length on the defensive end has been disruptive during the first half of the campaign. The Huskers enter the Minnesota contest ranked third in the Big Ten with 7.9 steals per game.

- Nebraska has four games with at least 10 steals, including Saturday's 12 steals at Michigan State.
- Two Huskers rank in the top five of the Big Ten in steals with Teddy Allen (1.8 spg, first) and Trey McGowens (1.5 spg, fifth). Nebraska is one of five teams with two players in the top five in steals in its respective conferences (Georgia Tech, Baylor, St. John's, Mississippi)
- Nebraska will look to finish among the top three teams in the Big Ten in steals for the third straight year (2019-20, 7.0, second; 2018-19, 7.2, third).
- Nebraska had 10+ steals in each of its first three games, marking the first time since the 2016-17 season and just the second time since 2010.

TEDDY BUCKETS

Junior college transfer Teddy Allen has lived up to his billing as an elite scorer in his first season at Nebraska. The 6-foot-6 junior guard leads Nebraska and ranks fifth in the Big Ten in scoring at 17.2 points per game while also chipping in 4.9 rebounds and 1.8 steals per game.

- Allen, who leads all Big Ten newcomers in scoring and steals, is one of only two newcomers listed in the top 10 of the Big Ten in scoring as of Feb. 7 (Michigan's Hunter Dickinson).
- Allen has a team-high six 20-point efforts and is one of six Big Ten players with at least six 20-point games this season.
- He was held to a season-low three points at Michigan State, snapping a streak of 13 straight double-figure efforts dating back to his NCAA Sweet 16 game at West Virginia in 2018.
- Allen has played well against the Huskers' toughest opponents, averaging 19.6 ppg in NU's five games against ranked opponents this season.
- He has nine career 20-point games, including three during his freshman season at West Virginia in 2017-18.

Allen, who averaged 31.4 points per game at Western Nebraska Community College last season, had 21 points in the Huskers' loss to Indiana on Jan. 10. Against No. 17 Michigan State, he had 19 of his team-high 23 points in the second half. He enjoyed his best performance of the season at No. 8 Creighton on Dec. 11, when he totaled D-1 career highs with 26 points and nine rebounds. He also posted 20-point games against No. 19 Michigan (25), North Dakota State (22) and South Dakota (23).

NU SINGLE-SEASON ASSIST CHART

No.	Player (season)	APG
1.	Brian Carr (1985)	7.90
2.	Brian Carr (1986)	6.70
3.	Cam Mack (2020)	6.39
4.	Charles Richardson Jr. (2007)	5.77
5.	Brian Carr (1987)	5.03
-	Dalano Banton (2021)	4.77
6.	Tyronn Lue (1998)	4.75

HIGH SCORING ALLEN BROTHERS

While Teddy ranks fifth in the Big Ten in scoring at 17.2 ppg, younger brother Timmy plays at Utah and is sixth in the Pac-12 in scoring at 16.9 ppg as of Feb. 7.

HUSKERS LOOK TO PUSH PACE

When Nebraska coach Fred Hoiberg talks about playing with pace, he means it. His first Nebraska team led the Big Ten and was the only conference program in the top-50 nationally in tempo in 2019-20. It was the highest finish of any Big Ten program in the KenPom database since the site began tracking in 2001-02.

In six full seasons as a college head coach, his teams have ranked in the top-50 in tempo five times - that matches the entire number of times that a Big Ten program has done it since the 2001-02 campaign. Prior to Hoiberg's arrival, the last time a Husker team was in the top-100 nationally in tempo according to KenPom was in 1999-2000 under Danny Nee.

Pace Under Hoiberg

Year	Hoiberg-Coached Team	Big Ten Leader
2010-11	Iowa State (34th)	Iowa (100th)
2011-12	Iowa State (128th)	Iowa (70th)
2012-13	Iowa State (30th)	Iowa (95th)
2013-14	Iowa State (12th)	Iowa (29th)
2014-15	Iowa State (10th)	Minnesota (47th)
2019-20	Nebraska (16th)	Same

FROM COLLEGE TO THE NBA AND BACK AGAIN

Nebraska's Fred Hoiberg is in an exclusive club, as he was one of just nine current D-I coaches to coach in both Division I and in the NBA in 2020-21. He spent three-plus seasons with the Chicago Bulls, guiding the Bulls to the NBA Playoffs in 2016. Hoiberg's 270 regular-season NBA games rank second among the 10 former NBA coaches in the collegiate ranks. Hoiberg also brings five years of NBA front office experience, as he worked with the Minnesota Timberwolves from 2005 to 2010.

Coach, School	NBA Head Coach, Years
John Calipari, Kentucky	New Jersey, 1996-99
Leonard Hamilton, Miami	Washington, 2000-01
Fred Hoiberg, Nebraska	Chicago, 2015-18
Lindsey Hunter, Mississippi Valley State	Phoenix, 2013
Lon Kruger, Oklahoma	Atlanta, 2000-03
Larry Krystkowiak, Utah	Milwaukee, 2007-08
Eric Musselman, Arkansas	Golden State, 2002-04; Sacramento, 2006-07
Rick Pitino, Iona	New York, 1987-89; Boston, 1997-2001
Darrell Walker, Arkansas Little Rock	Toronto, 1996-98; Washington, 1999-2000

as of Feb. 7, 2021

HUSKERS SIGN TALENTED TRIO

The three-member class that the Nebraska basketball program signed in November for next season has been lauded as one of the nation's top recruiting classes.

The trio of Wilhelm Breidenbach, Bryce McGowens and Keisei Tominaga has NU ranked 16th in the ESPN.com team ranking as of Dec. 10th. The class ranks third in the Big Ten to Michigan and Michigan State, and Nebraska is one of three Big Ten programs - joining Michigan and Michigan State - in signing a five-star recruit in the class of 2021.

- NU's class features a pair of top-100 recruits in McGowens and Breidenbach, who are two of the three-highest-rated players Nebraska has signed in the 247 composite database, which compiles all of the major recruiting sites into one list.

- McGowens is listed as a 5-star recruit by all three national publications (ESPN, 247, Rivals) and is a consensus top-25 national player (ESPN, 247 Sports, Rivals). He is the highest-ranked recruit Nebraska has signed since the current national recruiting sites began nearly 20 years ago.

- Breidenbach is a four-star recruit by both ESPN and 247 Sports and is ranked No. 63 by ESPN and No. 87 on 247Sports composite rankings.

HUSKER NOTEBOOK

- Nebraska's 2020-21 roster features players from six countries (United States, Canada, Iceland, England, France and Australia). Nebraska's six international players tie for eighth nationally and ties for third among power conference programs (Arizona and Washington State-7 apiece).

- Nebraska is a bigger and more experienced team in Hoiberg's second season. Last year, Nebraska ranked among the least experienced Division I programs and was one of the smallest teams in the Big Ten according to data from KenPom. This season, the Huskers have made significant improvements in both areas.

Adding Size and Experience

Personnel	20-21 (Rank)	B1G Rank	2019-20 (Rank)	B1G Rank
Experience:	2.00 yrs (71)	4th	1.41 yrs (267)	9th
Average Height:	78.2" (24)	5th	77.0" (142)	13th

- Nebraska has several players whose relatives played collegiately, including Jace Piatkowski, whose father Eric scored nearly 2,000 points at Nebraska before spending 14 years in the NBA.

Athletic Families

Player	Relative	College (Sport)
Teddy Allen	Timmy Allen (Brother)	Utah (MBB)
Akol Arop	Aguek Arop (Brother)	San Diego State (MBB)
Trey McGowens	Bobby McGowens (Father)	Clemson (FB)/South Carolina State (MBB/FB)
	Pam Owens (Mother)	Western Carolina (WBB)
	Bryce McGowens (Brother)	Signed with Nebraska (MBB)
Jace Piatkowski	Eric Piatkowski (Father)	Nebraska (MBB)
Bret Porter	Budge Porter (Father)	Nebraska (FB)

TOP-10 PINNACLE BANK ARENA CROWDS

No.	Attend.	Opponent	Date
1.	15,998	Wisconsin	March 9, 2014
2.	15,991	Penn State	Feb. 25, 2018
3.	15,987	Tennessee-Martin	Nov. 28, 2014
4.	15,978	Northwestern	March 1, 2014
5.	15,952	Iowa	Jan. 27, 2018
6.	15,950	Creighton	Dec. 8, 2018
7.	15,949	Arkansas State	Dec. 14, 2013
8.	15,946	South Dakota State	Nov. 15, 2019
9.	15,945	Minnesota	Jan. 26, 2014
10.	15,933	Iowa	Feb. 22, 2015

RECORD AT PINNACLE BANK ARENA

Season	Wins	Losses	Pct.
2013-14	15	1	.938
2014-15	10	6	.625
2015-16	10	8	.556
2016-17	8	8	.500
2017-18	16	1	.941
2018-19	13	5	.722
2019-20	5	11	.313
2020-21	4	5	.444
Totals	81	45	.643

2020-21 MISC. STATS

DOUBLE DOUBLES

Dalano Banton vs. Doane 13 pts., 11 reb., 10 asst.
Yvan Ouedraogo vs. Doane 13 pts., 13 reb.

TEAM LEADERS

Double-Figure Scoring Games: Allen-12; Banton-10
McGowens-9; Webster-6; Mayen-4; Stevenson-2;
Lakes-1; Ouedraogo-1; Walker-1

10+ Rebounding Games: Banton-1; Ouedraogo-1;
Mayen-1

Double-Doubles: Banton-1; Ouedraogo-1

Triple-Doubles: Banton-1

20-Point Games: Allen-6; Webster-1; McGowens-1

30-Point Games: None

Games Leading NU in Scoring:* Allen-9; Banton-3; McGowens-2;
Stevenson-1; Webster-1

Games Leading NU in Rebounding:* Banton-7; Ouedraogo-3;
Allen-3; Mayen-2; McGowens-2

Games Leading NU in Assists:* Banton-10; Thorbjarnarson-1;
Mayen-1; Allen-1; McGowens-1

Games Leading NU in Blocks:* Banton-7; Ouedraogo-4;
Mayen-3; Walker-2; McGowens-1; Porter-1; Allen-1; Stevenson-1

Games Leading NU in Steals: Allen-7; McGowens-6;
Banton-4; Thorbjarnarson-2; Stevenson-1; Mayen-2;
Ouedraogo-1; Walker-1

*-Includes Ties

AROP TO MISS 2020-21 SEASON

University of Nebraska Head Coach Fred Hoiberg announced on Nov. 12 that sophomore Akol Arop will miss the entire 2020-21 season following knee surgery.

Arop played in 21 games as a true freshman for the Huskers. While he averaged just 1.0 points and 1.3 rebounds per game in 2019-20, Arop saw most of his action down the stretch, playing at least 20 minutes in each of the Huskers' final three games.



HUSKERS' SOCIAL JUSTICE PATCH

No more hashtags, only change.

Amidst the national protests and a summer of unrest and injustice, Nebraska Men's Basketball was inspired to become change agents in the fight against injustice. As the first Nebraska Athletics coach to comment on the protests publicly, coach Fred Hoiberg and staff made it a priority to discuss the events with his team in May and June 2020. What transpired was an overwhelming message of change. And most importantly, no more hashtags.

This season, The NCAA Playing Rules Oversight Panel approved rules to allow student-athletes in all sports to wear patches on their uniforms for commemorative and memorial purposes, as well as to support social justice issues. Nebraska Men's Basketball wanted to create a patch with a message, one specific to their team.

As Kobe Webster and Teddy Allen closed the speech, Allen called for action. No more hashtags, only change. This phrase, not meant to only inspire action instead of talk, is also meant to inspire no more hashtags of names, specifically of victims of injustice. The patch symbolizes the need to move toward actionable steps outlined. Bring awareness to the issues, educating yourself on these issues, being unified on creating change in the world, and the plea to have no more names becoming hashtags.

Nebraska Men's Basketball has made statements, the team has now shifted to action. Among the first teams in the country to declare Election Day an off day for athletes to vote, the team also held educational sessions throughout the summer and fall, meeting with the Lincoln Police Department, the Malone Center, and collaborating with the Diversity and Inclusion Director to establish a plan of action moving forward.

CUTOUTS ON SALE FOR 2020-21 SEASON

Husker fans can get their pictures in Pinnacle Bank Arena for the 2020-21 season by purchasing Nebraska Basketball fan cutouts at shop.fancutouts.com/products/nebraska-basketball. Cutouts are only \$55 and all proceeds from the season-long campaign will support Husker student-athletes and allow Nebraska Athletics to address the areas of greatest need during this challenging time.

- At the end of the basketball season, fans will have the opportunity to pick up their cutouts free of charge. Fans who wish to have their cutouts shipped after the season will be charged an additional \$25 per order at the time of purchase
- All sales are final. Cutout locations may be subject to change throughout the season depending on permissible fan capacity.

	Mort Porter (Grandfather)	Nebraska (FB)
	Grove Porter (Great Grandfather)	Nebraska (FB)
Elijah Wood	Anthony Wood (Father)	Hampton (MBB)

- Nebraska signed a pair of top-20 junior college prospects for the second straight season. Junior guard Teddy Allen was rated eighth by JUCOREcruiting.com, while forward Lat Mayen was tabbed 18th nationally by the publication. The Huskers were one of three programs nationally to sign a pair of top-20 JUCO recruits (St. John's and Southern Miss).

NEBRASKA BOASTS HIGHEST EVER GSR SCORE

Nebraska student-athletes have posted a 94 percent NCAA Graduation Success Rate (GSR), continuing the Huskers' long tradition of being a national leader in the classroom. The NCAA released its GSR scores on Nov. 17, with Nebraska recording its highest all student-athlete rate for the eighth consecutive year. It also marked the third straight year Nebraska has achieved a GSR of 90 percent or higher.

- At the conference level, the 94 percent mark is tied for second among 14 Big Ten schools. On the national scale, Nebraska's GSR ranks in a tie for 10th among 65 Power Five Schools, and third among public institutions at the Power Five level.
- The Husker men's basketball program achieved a 100 percent GSR and was one of 13 Husker programs to post a 100 GSR in the latest rankings.
- The 94 percent GSR rate is another milestone for a program that has long been a national leader in academic and athletic achievement. Nebraska leads the nation with 340 CoSIDA Academic All-Americans in school history across all sports. Nebraska also leads the nation with 18 NCAA Today's Top 10 Award winners.

MISSING THAT HOME CROWD ADVANTAGE

With no fans allowed for the foreseeable future, Nebraska will miss out on the fan support which has ranked among the nation's best since moving into Pinnacle Bank Arena in 2013-14.

- Nebraska has ranked in the top 15 nationally in average attendance in each of the past seven seasons, averaging sellout crowds in the 15,000-seat arena.
- In 2019-20, the Huskers finished the home portion of their campaign averaging 15,605 fans per game for 16 home games. The average set NU's single-season record, breaking the mark of 15,569 per game set during the 2014-15 season despite posting a 7-25 record.
- Nebraska is one of nine schools in the country to average 15,000+ fans per contest in each of the last seven seasons (2014-20), joining Kentucky, Syracuse, Louisville, North Carolina, Wisconsin, Indiana, Kansas and Creighton.

PINNACLE BANK ARENA ATTENDANCE

Season	Average	NCAA Rank
2013-14	15,419	13th
2014-15	15,569	10th
2015-16	15,430	11th
2016-17	15,427	11th
2017-18	15,494	11th
2018-19	15,341	10th
2019-20	15,605	11th

HUSKER FAMILY TIES RUN DEEP FOR HOIBERG

While Fred Hoiberg grew up in Ames and played his high school (Ames High School) and college basketball (Iowa State) there, he was born in Lincoln and has numerous ties to the city and to the University of Nebraska.

- Fred's father (Eric) and mother (Karen) both earned their undergraduate degrees from Nebraska in 1966. In fact, Eric earned his undergraduate degree, Master's degree, and Ph.D. in sociology from the university.
- His maternal grandfather was former Husker basketball coach Jerry Bush. Known as the "Big Bear of the Coliseum," Bush guided NU from 1955 to 1963, and directed two of the greatest upsets ever – a 43-41 victory over top-ranked Kansas and Wilt Chamberlain, and a 55-48 victory over No. 4 Kansas State and Olympian Bob Boozer during the 1957-58 campaign.
- His paternal grandfather (Otto) received his Master's Degree and Ph.D from Nebraska. He joined the faculty of the University of Nebraska in 1948, where he taught sociology and served as director of the community development program in the University of Nebraska Extension Division.

LINCOLN NAMED HAPPIEST CITY IN U.S.

In December of 2020, *Men's Health* Magazine named Lincoln the "Happiest City in America." The factors included in the research methodology included well-being (based on predictive Twitter language) and mental health (rates of depression, suicides, and mental-health status) as well as community (local organization engagement), financial well-being (employment, income equality, home ownership, and access to adequate housing), environment (park and traffic proximity), and physical health (including activity levels, obesity, and sleep).

NEBRASKA HEAD COACH FRED HOIBERG

AT NEBRASKA (2019-PRESENT)

• Hired as Nebraska's 28th men's basketball coach on March 30, 2019, a position his grandfather (Jerry Bush) held for nine seasons from 1954 to 1963.

CHICAGO BULLS (2015-18)

- Coached the Chicago Bulls for three-plus seasons, posting a 115-155 record.
- Became just the fifth coach in franchise history to post a winning record in his debut season.
- Took the Bulls to the 2017 NBA Playoffs where they won the first two games against the top-seeded Boston Celtics, as the Bulls were the first No. 8 seed to take a 2-0 lead against a No. 1 seed since 1993.
- Was the fifth coach in NBA history to have each of his first two career playoff victories come on the road.

IOWA STATE (2010-15)

- Served as head coach at his alma mater for five seasons, posting a 115-56 record, which is the top winning percentage in school history (.673).
- Led the Cyclones to four straight NCAA Tournament appearances - a program record - while his 115 wins were the most in a five-year stretch in school history.
- Guided Iowa State to back-to-back Big 12 Tournament titles in 2014 and 2015.
- Produced four All-Americans, 12 All-Big 12 honorees and 10 players who played in the NBA.
- Named Big 12 Coach of the Year in 2012, as the Cyclones went from three conference wins to 12 in one season.
- Won 28 games and reached the NCAA Sweet 16 in 2014.
- Led the Big 12 in scoring offense in two of his last four seasons and topped the conference in 3-pointers four times in five years.

MINNESOTA TIMBERWOLVES (2005-10)

- Served as Vice President of Basketball Operations in 2009-10, overseeing the day-to-day operations of basketball programs including college and pro scouting, salary cap management and NBA Draft preparations.
- Was the Assistant General Manager for three seasons, helping the Timberwolves orchestrate a draft-day trade for five-time all-star Kevin Love in 2008.

AS AN NBA PLAYER (1995-2005)

- Spent 10 years in the NBA with the Indiana Pacers (four seasons), Chicago Bulls (four seasons) and Minnesota Timberwolves (two seasons) after being selected in the second round of the 1995 NBA Draft.
- Was a member of three NBA Playoff Teams, including a Timberwolves team that reached the 2004 Western Conference Finals.
- Shot 40 percent from 3-point range during his career and led the NBA in 3-point shooting in his final season (48.3, 2004-05).
- Ended his NBA career abruptly at the age of 33 after undergoing open-heart surgery to repair an aneurysm in his aortic root.

IOWA STATE PLAYING CAREER (1991-95)

- Started all four seasons at Iowa State, averaging 15.8 points, 6.9 rebounds, 2.8 assists and 1.6 steals per game in his collegiate career.
- His No. 32 was retired by Iowa State in 1997 and Hoiberg is a member of the ISU Hall of Fame.
- Garnered third-team All-America honors as a senior in 1994-95, averaging 19.9 points per game to help the Cyclones win a then-school-record 23 games and was named Big Eight Co-Male Athlete of the Year in 1995.
- Two-time Academic All-American who was inducted into the CoSIDA Academic Hall of Fame in 2016.



FRED HOIBERG'S COLLEGIATE COACHING RECORD

Year	School	Overall Record	Pct.	Conf. Record	Pct	Conf. Finish	Postseason
2010-11	Iowa State	16-16	.500	3-13	.188	12th	None
2011-12	Iowa State	23-11	.676	12-6	.677	T-3rd	NCAA Third Round
2012-13	Iowa State	23-12	.657	11-7	.611	T-4th	NCAA Third Round
2013-14	Iowa State	28-8	.778	11-7	.611	T-3rd	NCAA Sweet 16
2014-15	Iowa State	25-9	.735	12-6	.677	T-2nd	NCAA Second Round
2019-20	Nebraska	7-25	.219	2-18	.100	14th	None
2020-21	Nebraska	4-9	.333	0-6	.000	-	-
Totals		126-90	.583	51-63	.447	-	

Nebraska Team

Ranked in the top 5 (AP Poll) Never Happened
 Ranked in the top 10 (AP Poll) March 1, 1966
 Ranked in the top 20 (AP Poll) Jan. 2, 1995
 Ranked in the top 25 (AP Poll) Dec. 31, 2018 (No. 24)
 Ranked in the top 25 (USA Today Coaches Poll) Dec. 31, 2018 (No. 23)

Played AP Poll No. 1 ranked team lost at No. 1 Indiana (47-76), 2/13/2013
 Defeated AP Poll No. 1 ranked team at No. 1 Missouri (67-51), 2/6/1982
 Played AP Poll No. 2 ranked team lost at No. 2 Michigan (47-62), 1/9/13
 Defeated AP Poll No. 2 ranked team vs. No. 2 Oklahoma State (85-69), 2/5/1992
 Played Team Ranked 1-5 by AP lost at No. 3 Michigan State (57-86), 12/3/2017
 Defeated Team Ranked 1-5 by AP vs. No. 3 Texas (70-67), 2/19/2011
 Played Team Ranked 6-10 by AP lost at No. 9 Wisconsin (53-67), 12/22/2020
 Defeated Team Ranked 6-10 by AP vs. No. 9 Wisconsin (77-68), 3/9/2014
 Defeated Team Ranked 11-25 by AP vs. No. 21 Maryland (68-61), 3/14/2019
 Defeated Team Ranked 1-10 by AP on Road at No. 9 Michigan State (60-51), 2/16/2014
 Defeated Ranked Team by AP on Road vs. No. 25 Indiana (66-51), 1/14/2019

Scored 100 or more points 110; vs. Doane, 12/17/2020
 Scored 90 or more points 110; vs. Doane, 12/17/2020
 Scored 80 or more points 110; vs. Doane, 12/17/2020
 Scored less than 50 points 47; vs. UC Riverside, 11/5/2019
 Scored less than 40 points 38; at Oregon, 12/15/2012
 Shot 75% from the field 750, vs. Nebraska-Omaha (42-56), 1/25/1988 \$
 Shot 70% from the field 723; vs. UNC Wilmington (34-47), 12/5/1997
 Shot 60% from the field 628; vs. Northwestern (27-43), 2/3/2015

Made 50 or more free throws Never Happened
 Made 40 or more free throws 43, vs. Texas (43-59), 1/3/1996 - \$
 Made 30 or more free throws 37; vs. UTSA (37-50), 12/20/2017
 Made 25 or more free throws 25; vs. Illinois (25-30), 12/2/2018
 Attempted 60 or more free throws 60, vs. Kansas State (36-60), 1/11/1954 - \$
 Attempted 50 or more free throws 50, vs. UTSA (37-50), 12/20/2017
 Attempted 40 or more free throws 50, vs. UTSA (37-50), 12/20/2017
 Attempted 30 or more free throws 30; vs. South Dakota (21-30), 12/1/2020
 Shot 100% from the foul line (min 10 att.) 1.000; at Penn State (16-16), 1/19/2013
 Shot 95% from the foul line (min 10 att.) 1.000; at Penn State, (16-16), 1/19/2013
 Shot 90% from the foul line (min 10 att.)913; vs. Oklahoma State (21-23), 12/16/2018

Made 20 or more 3-pointers Never Happened
 Made 15 or more 3-pointers 15; vs. Mississippi Valley State (15-37), 11/6/2018
 Made 10 or more 3-pointers 12; Doane (12-33), 12/17/2020
 Made 0 3-pointers 0; vs. Jacksonville State (0-5), 12/18/2012
 Held Opponent to 0 3-pointers 0; Southeastern Louisiana, 11/22/2015
 Attempted 40 or more 3-pointers 41; vs. Nevada (9-41), 11/26/2020 \$
 Attempted 30 or more 3-pointers 33; at Ohio State (5-33), 12/30/2020
 Attempted 20 or more 3-pointers 23; vs. Indiana (9-23), 1/10/2021
 Shot 75% from 3-point range (min. 10 att.)750, vs. UT-Pan American (9-12), 12/2/2009 - \$
 Shot 60% from 3-point range (min. 10 att.)647; vs. USC (11-17), 12/3/2012
 Shot 50% from 3-point range (min. 10 att.)500; vs. Washington State (9-18), 11/25/2019
 Shot 50% from 3-point range (min. 20 att.)571; vs. Southern (12-21), 11/22/2019

Had 60 or more rebounds 60; vs. Oral Roberts, 12/22/1999
 Had 50 or more rebounds 44; vs. Doane, 12/17/2020

Had 30 or more assists 35, vs. Northeastern Illinois, 12/21/1994
 Had 25 or more assists 25; vs. Doane, 12/17/2020
 Had 20 or more assists 25; vs. Doane, 12/17/2020
 Had 15 or more assists 16; vs. Indiana, 1/10/2021

Had 20 or more steals 23, vs. Texas Tech, 3/4/1999 - \$
 Had 15 or more steals 16, vs. McNeese State, 11/28/2020
 Had 10 or more steals 12, at Michigan State, 2/6/2021

Had 15 or more blocked shots 15, vs. Coppin State, Dec. 6, 1996 - \$
 Had 10 or more blocked shots 14; at Northwestern, 1/2/2018

Had 30 or more turnovers 31, at Creighton, 12/11/2005
 Had 20 or more turnovers 25; at Creighton, 12/11/2020
 Had 5 or less turnovers 5; vs. Purdue, 2/23/2019

Nebraska Player...

Had 20 or more points: 21; Teddy Allen vs. Indiana, 1/10/2021
Had 25 or more points: 25; Teddy Allen vs. Michigan, 12/25/2020
Had 30 or more points: 34; James Palmer Jr. vs. Rutgers, 3/13/2019
Had 40 or more points: 41; Aleks Maric vs. Kansas State, 2/13/2007
Had 20 or more points in a half: 21; Teddy Allen vs. Michigan (1st), 12/25/2020

Had No Player in Double Figures: vs. Ohio State, 1/21/2012
Had Five Players with 10 or more points vs. Indiana, 1/10/2021
 Teddy Allen (21); Lat Mayen (15), Derrick Walker (10); Trey McGowens (10); Dalano Banton (10)
Had Six Players with 10 or more points vs. McNeese State, 11/25/2020
 Teddy Allen (14); Trey McGowens (14); Shamiel Stevenson (14) Dalano Banton;
 Kobe Webster (13); Lat Mayen (13)
Two Huskers with 20 or more points, same game: vs. Michigan State, 1/2/2021
 Teddy Allen (23) and Trey McGowens (20)
Three Huskers with 20 or more points, same game: Iowa, 3/10/2019
 James Palmer Jr. (30), Glynn Watson Jr. (23), Isaiah Roby (23)
Two Huskers with 30 or more points, same game: vs. Oregon, 11/25/1995
 Tyronn Lue (30) & Jaron Boone (30) - only time in school history

Had 10 or more rebounds: 13; Yvan Ouedraogo and 11; Dalano Banton vs. Doane, 12/17/2020
Had 15 or more rebounds: 19; Yvan Ouedraogo vs. Northwestern, 3/1/2020
Had 20 or more rebounds: 21, Kimani Ffriend vs. Oral Roberts, 12/22/1999
Had 25 or more rebounds: 26, Bill Johnson vs. Iowa State, 1/4/1954 - \$
Two Huskers with 10 or more rebounds, same game: vs. Doane, 12/17/2020
 (Yvan Ouedraogo-13; Dalano Banton-11)
Three Huskers with 10 or more rebounds, same game: vs. Texas Tech, 1/19/2000
 (Steffon Bradford 16; Kimani Ffriend 12; Louis Truscott 11)

Had 5 or more 3-pointers: 5; Lat Mayen vs. Indiana (5-9), 1/10/2021
Had 6 or more 3-pointers: 6; Kobe Webster vs. Georgia Tech (6-7), 12/9/2020
Had 7 or more 3-pointers: 7; Glynn Watson Jr. vs. Iowa (7-12), 3/10/2019
Had 8 or more 3-pointers: 8; Cary Cochran, vs. Baylor (8-13), 2/27/2002 - \$

Had 5 or more assists: 7; Dalano Banton vs. Indiana, 1/10/2021
Had 10 or more assists: 10; Dalano Banton vs. Doane, 12/17/2020
Had 15 or more assists: 15; Charles Richardson vs. Rutgers, 12/2/2006
Had 18 or more assists: 18; Brian Carr, at Evansville, 1/3/1985 - \$

Had 5 or more blocked shots: 5; Isaiah Roby vs. Northwestern, 2/16/2019
Had 6 or more blocked shots: 6; Isaiah Roby vs. Eastern Illinois, 11/11/2017
Had 7 or more blocked shots: 7; John Turek vs. Colorado, 3/2/2005
Had 9 or more blocked shots: 9; Mikki Moore vs. Coppin State, 12/6/1996 - \$
Had 10 or more blocked shots: Never Happened

Had 5 or more steals: 5; Teddy Allen vs. North Dakota State, 11/28/2020
Had 6 or more steals: 6; Glynn Watson Jr. vs. Long Beach State, 11/26/2017
Had 7 or more steals: 7; Brandon Richardson at Ohio State, 1/3/2012
Had 8 or more steals: 8, Cookie Belcher vs. Oklahoma St., 2/7/2001 - \$
Had 10 or more steals: Never Happened

Had Triple-Double (Points/Rebounds/Assists):
 10; Dalano Banton vs. Doane, 12/17/2020 (13/11/10)

Had Two Players with Double-Doubles:
 Yvan Ouedraogo and Dalano Banton vs. Doane (12/17/2020)
Had Double-Double (Points/Assists): 10; Dalano Banton vs. Doane, 12/17/2020 (13/11/10)
Had Double-Double (Points/Rebounds): Yvan Ouedraogo vs. Doane, 12/17/2020 (13/13)
Had Double-Double (Points/Steals): Never Happened
Had Double-Double (Points/Blocks): Never Happened

\$ - School Record - # - Tied School record
 As of 2/7/2021


2020-21 TELEVISION/RADIO ROSTER




0 | TEDDY ALLEN
Jr. | G | 6-6 | 223




2 | TREY MCGOWENS
Jr. | G | 6-4 | 191



3 | ELIJAH WOOD
Fr. | G | 6-5 | 174



4 | SHAMIEL STEVENSON
Jr. | G/F | 6-6 | 245




10 | KOBE WEBSTER
Sr. | G | 6-0 | 172




11 | LAT MAYEN
Jr. | F | 6-9 | 205



13 | DERRICK WALKER
Jr. | F | 6-8 | 232



14 | TREVOR LAKES
Sr. | F | 6-7 | 215



21 | JACE PIATKOWSKI
Rfr. | G | 6-3 | 184




24 | YVAN OUEDRAOGO
So. | F | 6-9 | 245



30 | CHRIS MCGRAW
So. | G | 6-0 | 170



33 | AKOL AROP
So. | F | 6-5 | 203



34 | THORIR THORBJARNARSON
Sr. | G | 6-6 | 202



35 | EDUARDO ANDRE
Fr. | F | 6-10 | 228



44 | BRET PORTER
Rfr. | F | 6-5 | 228



45 | DALANO BANTON
So. | G | 6-9 | 204



FRED HOIBERG
Head Coach



MATT ABDELMASSIH
Assistant Coach



ARMON GATES
Assistant Coach



DOC SADLER
Assistant Coach



BOBBY LUTZ
Special Assistant to the
Head Coach



LUCA VIRGLIO
Director of Basketball
Operations



TIM WILSON
Strength Coach



MATT HOLT
Video Coordinator



BUZZY CARUTHERS
Director of Player
Development



R.J. PIETIG
Athletic Trainer




PAT NORRIS
Equipment Manager



SHERYL BURBACH
Assistant Director of
Basketball Operations



JOHN HARRIS JR.
Graduate Manager



ATHAN KATSANTONIS
Graduate Manager

2020-21 GAME-BY-GAME COMPARISON

Team	FG-FGA	Pct.	3FG-3FGA	Pct.	FT-FTA	Pct.	O-D	Reb.	PF	A	TO	B	S	Pts.	W/L
McNeese State	21-55	.382	7-22	.318	6-14	.429	12-23	35	26	10	27	5	3	55	
at Nebraska	36-72	.500	10-24	.417	20-29	.690	17-28	45	15	19	10	4	16	102	W
Nevada	24-50	.480	6-21	.286	15-22	.682	10-39	49	27	12	21	1	3	69	
at Nebraska	18-62	.290	9-41	.220	21-30	.700	11-20	31	24	13	9	1	12	66	L
North Dakota State	20-69	.290	6-26	.250	11-16	.688	22-29	51	17	8	17	4	4	57	
at Nebraska	29-63	.460	9-32	.281	12-20	.600	10-32	42	16	15	10	4	11	79	W
South Dakota	23-65	.346	7-26	.354	16-21	.762	10-28	39	21	14	13	3	6	69	
at Nebraska	24-60	.400	7-24	.292	21-30	.700	11-35	46	20	10	15	3	9	76	W
Georgia Tech	26-58	.448	8-25	.320	15-20	.750	8-26	34	19	13	9	2	8	75	
at Nebraska	23-61	.377	8-23	.348	10-15	.667	15-27	42	19	14	16	1	3	64	L
at Creighton	38-73	.521	14-30	.467	8-13	.615	10-26	36	19	24	13	5	16	98	
Nebraska	25-57	.439	11-26	.423	13-22	.591	11-28	39	15	12	25	3	5	74	L
Doane	21-72	.292	13-46	.283	9-17	.529	9-25	34	18	15	13	2	6	64	
at Nebraska	41-74	.554	12-33	.364	16-25	.640	13-42	55	10	25	8	7	8	110	W
at No. 9 Wisconsin	22-55	.400	8-26	.308	15-15	1.000	6-34	40	12	14	11	1	0	67	
Nebraska	18-54	.333	8-27	.296	9-17	.529	6-25	31	15	12	9	6	6	53	L
No. 19 Michigan	30-59	.508	9-27	.333	11-14	.786	8-35	43	16	16	15	2	6	80	
Nebraska	25-64	.391	7-20	.350	12-20	.600	8-23	31	19	6	8	2	6	69	L
at No., 25 Ohio State	31-63	.492	12-32	.375	16-20	.800	11-34	45	18	16	10	3	5	90	
Nebraska	17-60	.283	5-33	.152	15-21	.714	13-22	35	20	3	15	3	6	54	L
No. 17 Michigan State	29-56	.518	7-23	.304	19-26	.731	9-20	29	21	12	13	5	6	84	
at Nebraska	27-55	.491	9-19	.474	14-19	.737	9-22	31	21	12	18	1	4	77	L
Indiana	30-65	.462	9-24	.375	15-25	.600	12-29	41	14	14	8	3	4	84	
at Nebraska	26-57	.456	9-23	.391	15-22	.682	5-25	30	19	16	9	2	4	76	L
at Michigan State	23-59	.390	6-23	.261	14-16	.875	12-35	47	24	16	22	7	7	66	
Nebraska	21-58	.362	3-17	.175	11-24	.458	10-24	34	18	11	17	6	12	56	L

2020-21 SUPERLATIVES

2020-21 NEBRASKA TEAM GAME HIGHS

POINTS	110	DOANE (12/17/20)
	102	MCNEESE (11/25/20)
FIELD GOALS MADE	41	DOANE (12/17/20)
	36	MCNEESE (11/25/20)
FIELD GOAL ATTEMPTS	74	DOANE (12/17/20)
	72	MCNEESE (11/25/20)
FIELD GOAL PERCENTAGE	.554 (41-74)	DOANE (12/17/20)
	.500 (36-72)	MCNEESE (11/25/20)
3 PT FIELD GOALS MADE	12	DOANE (12/17/20)
	11	at Creighton (12-11-20)
3 PT FG ATTEMPTS	41	NEVADA (11/26/20)
	33	at Ohio St. (12/30/20)
3 PT FG PERCENTAGE	.474 (9-19)	DOANE (12/17/20)
	.423 (11-26)	MICHIGAN ST. (01/02/21)
FREE THROWS MADE	21	SOUTH DAKOTA (12/01/20)
	21	NEVADA (11/26/20)
FREE THROW ATTEMPTS	30	SOUTH DAKOTA (12/01/20)
	30	NEVADA (11/26/20)
FREE THROW PERCENTAGE	.737 (14-19)	MICHIGAN ST. (01/02/21)
	.714 (15-21)	at Ohio St. (12/30/20)
REBOUNDS	55	DOANE (12/17/20)
	46	SOUTH DAKOTA (12/01/20)
ASSISTS	25	DOANE (12/17/20)
	19	MCNEESE (11/25/20)
STEALS	16	MCNEESE (11/25/20)
BLOCKED SHOTS	7	DOANE (12/17/20)
	6	at Michigan St. (02/06/21)
TURNOVERS	6	at Wisconsin (12/22/20)
	25	at Creighton (12-11-20)
	18	MICHIGAN ST. (01/02/21)
FOULS	24	NEVADA (11/26/20)

2020-21 OPPONENT TEAM GAME HIGHS

POINTS	98	at Creighton (12-11-20)
	90	at Ohio St. (12/30/20)
FIELD GOALS MADE	38	at Creighton (12-11-20)
	31	at Ohio St. (12/30/20)
FIELD GOAL ATTEMPTS	73	at Creighton (12-11-20)
	72	DOANE (12/17/20)
FIELD GOAL PERCENTAGE	.521 (38-73)	at Creighton (12-11-20)
	.518 (29-56)	MICHIGAN ST. (01/02/21)
3 PT FIELD GOALS MADE	14	at Creighton (12-11-20)
	13	DOANE (12/17/20)
3 PT FG ATTEMPTS	46	DOANE (12/17/20)
	32	at Ohio St. (12/30/20)
3 PT FG PERCENTAGE	.467 (14-30)	at Creighton (12-11-20)
	.375 (12-32)	at Ohio St. (12/30/20)
FREE THROWS MADE	.375 (9-24)	INDIANA (01/10/21)
	19	MICHIGAN ST. (01/02/21)
	16	at Ohio St. (12/30/20)
	16	SOUTH DAKOTA (12/01/20)
FREE THROW ATTEMPTS	26	MICHIGAN ST. (01/02/21)
	25	INDIANA (01/10/21)
FREE THROW PERCENTAGE	1.000 (15-15)	at Wisconsin (12/22/20)
	.875 (14-16)	at Michigan St. (02/06/21)
REBOUNDS	51	NORTH DAKOTA ST. (11/28/20)
	49	NEVADA (11/26/20)
ASSISTS	24	at Creighton (12-11-20)
STEALS	16	at Creighton (12-11-20)
	8	GEORGIA TECH (12/09/20)
BLOCKED SHOTS	7	at Michigan St. (02/06/21)
TURNOVERS	27	MCNEESE (11/25/20)
	22	at Michigan St. (02/06/21)
FOULS	27	NEVADA (11/26/20)
	26	MCNEESE (11/25/20)

2020-21 NEBRASKA TEAM GAME LOWS

POINTS	53	at Wisconsin (12/22/20)
	54	at Ohio St. (12/30/20)
FIELD GOALS MADE	17	at Ohio St. (12/30/20)
	18	NEVADA (11/26/20)
	18	at Wisconsin (12/22/20)
FIELD GOAL ATTEMPTS	54	at Wisconsin (12/22/20)
	55	MICHIGAN ST. (01/02/21)
FIELD GOAL PERCENTAGE	.283 (17-60)	at Ohio St. (12/30/20)
	.290 (18-62)	NEVADA (11/26/20)
3 PT FIELD GOALS MADE	3	at Michigan St. (02/06/21)
	5	at Ohio St. (12/30/20)
3 PT FG ATTEMPTS	17	at Michigan St. (02/06/21)
	19	MICHIGAN ST. (01/02/21)
3 PT FG PERCENTAGE	.152 (5-33)	at Ohio St. (12/30/20)
	.176 (3-17)	at Michigan St. (02/06/21)
FREE THROWS MADE	9	at Wisconsin (12/22/20)
	10	GEORGIA TECH (12/09/20)
FREE THROW ATTEMPTS	15	GEORGIA TECH (12/09/20)
	17	at Wisconsin (12/22/20)
FREE THROW PERCENTAGE	.458 (11-24)	at Michigan St. (02/06/21)
	.529 (9-17)	at Wisconsin (12/22/20)
REBOUNDS	30	INDIANA (01/10/21)
ASSISTS	3	at Ohio St. (12/30/20)
	6	MICHIGAN (12/25/20)
STEALS	3	GEORGIA TECH (12/09/20)
BLOCKED SHOTS	1	NEVADA (11/26/20)
	1	GEORGIA TECH (12/09/20)
	1	MICHIGAN ST. (01/02/21)
TURNOVERS	8	DOANE (12/17/20)
	8	MICHIGAN (12/25/20)
FOULS	11	DOANE (12/17/20)

2020-21 OPPONENT TEAM GAME LOWS

POINTS	55	MCNEESE (11/25/20)
	57	NORTH DAKOTA ST. (11/28/20)
	64	DOANE (12/17/20)
FIELD GOALS MADE	20	NORTH DAKOTA ST. (11/28/20)
FIELD GOAL ATTEMPTS	50	NEVADA (11/26/20)
FIELD GOAL PERCENTAGE	.290 (20-69)	NORTH DAKOTA ST. (11/28/20)
	.292 (21-72)	DOANE (12/17/20)
3 PT FIELD GOALS MADE	6	NEVADA (11/26/20)
	6	NORTH DAKOTA ST. (11/28/20)
	6	at Michigan St. (02/06/21)
3 PT FG ATTEMPTS	21	NEVADA (11/26/20)
	22	MCNEESE (11/25/20)
3 PT FG PERCENTAGE	.250 (6-24)	NORTH DAKOTA ST. (11/28/20)
	.261 (6-23)	at Michigan St. (02/06/21)
FREE THROWS MADE	6	MCNEESE (11/25/20)
	8	at Creighton (12-11-20)
FREE THROW ATTEMPTS	13	at Creighton (12-11-20)
FREE THROW PERCENTAGE	.429 (6-14)	MCNEESE (11/25/20)
	.529 (9-17)	DOANE (12/17/20)
REBOUNDS	29	MICHIGAN ST. (01/02/21)
	34	GEORGIA TECH (12/09/20)
	34	DOANE (12/17/20)
ASSISTS	8	NORTH DAKOTA ST. (11/28/20)
	10	MCNEESE (11/25/20)
STEALS	0	at Wisconsin (12/22/20)
BLOCKED SHOTS	1	NEVADA (11/26/20)
	1	at Wisconsin (12/22/20)
TURNOVERS	8	INDIANA (01/10/21)
	9	GEORGIA TECH (12/09/20)
FOULS	12	at Wisconsin (12/22/20)

2020-21 SUPERLATIVES

NEBRASKA WIN/LOSS MARGIN

	1	2	3	4	5	6	7	8	9	10	11	12	13	14	15	16	17	18	19	20	+20	
Husker Wins	0	0	0	0	0	0	1	0	0	0	0	0	0	0	0	0	0	0	0	0	0	3
Husker Losses	0	0	1	0	0	0	1	1	0	1	2	0	0	1	0	0	0	0	0	0	0	2

2020-21 NEBRASKA INDIVIDUAL GAME HIGHS

Points	26	Allen, Teddy at Creighton (12-11-20)
	25	Allen, Teddy vs Michigan (12/25/20)
	23	Allen, Teddy vs Michigan St. (01/02/21)
	23	Allen, Teddy vs South Dakota (12/01/20)
Field Goals Made	10	Allen, Teddy vs Michigan St. (01/02/21)
	10	Allen, Teddy at Creighton (12-11-20)
Field Goal Att.	22	Allen, Teddy vs Michigan (12/25/20)
	20	Allen, Teddy at Creighton (12-11-20)
FG Pct (min 5 made)	.778 (7-9)	Webster, Kobe vs Georgia Tech (12/09/20)
	.714 (5-7)	Walker, Derrick vs Indiana (01/10/21)
	.714 (5-7)	Webster, Kobe vs Doane (12/17/20)
	.714 (5-7)	Banton, Dalano vs Doane (12/17/20)
	.714 (5-7)	McGowens, Trey at Creighton (12-11-20)
	.714 (5-7)	Webster, Kobe vs McNeese (11/25/20)
3-Point FG Made	6	Webster, Kobe vs Georgia Tech (12/09/20)
	5	Mayen, Lat vs Indiana (01/10/21)
3-Point FG Att.	11	Banton, Dalano vs Nevada (11/26/20)
	10	Allen, Teddy vs Michigan (12/25/20)
	10	Allen, Teddy vs North Dakota St. (11/28/20)
3-Pt FG Pct (min 2 made)	1.000 (3-3)	McGowens, Trey at Creighton (12-11-20)
	1.000 (2-2)	McGowens, Trey vs Michigan St. (01/02/21)
	1.000 (2-2)	McGowens, Trey vs Michigan (12/25/20)
	1.000 (2-2)	McGowens, Trey vs McNeese (11/25/20)
Free Throws Made	9	Allen, Teddy vs Nevada (11/26/20)
	7	Ouedraogo, Yvan vs Doane (12/17/20)
	7	Allen, Teddy vs South Dakota (12/01/20)
Free Throw Att.	13	Allen, Teddy vs Nevada (11/26/20)
	11	Allen, Teddy vs South Dakota (12/01/20)
FT Pct (min 3 made)	1.000 (4-4)	Stevenson, Shamiel vs Doane (12/17/20)
	1.000 (3-3)	Stevenson, Shamiel vs Nevada (11/26/20)
Rebounds	13	Ouedraogo, Yvan vs Doane (12/17/20)
	12	Mayen, Lat vs South Dakota (12/01/20)
Assists	10	Banton, Dalano vs Doane (12/17/20)
	8	Banton, Dalano vs North Dakota St. (11/28/20)
Steals	5	Allen, Teddy vs North Dakota St. (11/28/20)
	5	Allen, Teddy vs Nevada (11/26/20)
Blocked Shots	4	Banton, Dalano vs McNeese (11/25/20)
	3	Mayen, Lat at Wisconsin (12/22/20)
	3	Banton, Dalano vs Doane (12/17/20)
Turnovers	5	Banton, Dalano vs Georgia Tech (12/09/20)
Fouls	5	Banton, Dalano at Michigan St. (02/06/21)
	5	Allen, Teddy vs Indiana (01/10/21)
	5	Mayen, Lat vs Michigan St. (01/02/21)
	5	Allen, Teddy at Wisconsin (12/22/20)
	5	McGowens, Trey vs Georgia Tech (12/09/20)
Minutes	39	Allen, Teddy vs Indiana (01/10/21)
	38	Banton, Dalano vs Nevada (11/26/20)

2020-21 OPPONENT INDIVIDUAL GAME HIGHS

Points	27	Aaron Henry vs Michigan St. (01/02/21)
	25	Stanley Umude vs South Dakota (12/01/20)
	24	Jose Alvarado vs Georgia Tech (12/09/20)
	24	A.J. Plitzuweit vs South Dakota (12/01/20)
Field Goals Made	22	Marcus Zegarowski at Creighton (12-11-20)
	10	Aaron Henry vs Michigan St. (01/02/21)
	9	Franz Wagner vs Michigan (12/25/20)
Field Goal Att.	19	Stanley Umude vs South Dakota (12/01/20)
	18	Denzel Mahoney at Creighton (12-11-20)
FG Pct (min 5 made)	1.000 (5-5)	Zed Key at Ohio St. (12/30/20)
	1.000 (5-5)	Christian Bishop at Creighton (12-11-20)
3-Point FG Made	6	Justin Ahrens at Ohio St. (12/30/20)
	5	Marcus Zegarowski at Creighton (12-11-20)
3-Point FG Att.	11	Desmond Cambridge vs Nevada (11/26/20)
	10	Anthony Laravie vs Doane (12/17/20)
	10	Denzel Mahoney at Creighton (12-11-20)
3-Pt FG Pct (min 2 made)	.750 (3-4)	Trey Winkler vs Doane (12/17/20)
	.714 (5-7)	Marcus Zegarowski at Creighton (12-11-20)
Free Throws Made	9	Trayce Jackson-Davis vs Indiana (01/10/21)
	9	Grant Sherfield vs Nevada (11/26/20)
Free Throw Att.	14	Trayce Jackson-Davis vs Indiana (01/10/21)
	12	Grant Sherfield vs Nevada (11/26/20)
FT Pct (min 3 made)	1.000 (6-6)	Foster Loyer at Michigan St. (02/06/21)
	1.000 (6-6)	Seth Towns at Ohio St. (12/30/20)
	1.000 (5-5)	Marcus Zegarowski at Creighton (12-11-20)
Rebounds	15	Hunter Dickinson vs Michigan (12/25/20)
	13	Tyree Eady vs North Dakota St. (11/28/20)
Assists	7	Brad Davison at Wisconsin (12/22/20)
	6	Mike Smith vs Michigan (12/25/20)
	6	Grant Sherfield vs Nevada (11/26/20)
Steals	4	Marcus Zegarowski at Creighton (12-11-20)
	4	Mitch Ballock at Creighton (12-11-20)
Blocked Shots	3	Trayce Jackson-Davis vs Indiana (01/10/21)
	3	Ryan Kalkbrenner at Creighton (12-11-20)
Turnovers	7	Collin Warren vs McNeese (11/25/20)
	6	Grant Sherfield vs Nevada (11/26/20)
Fouls	5	Joey Hauser at Michigan St. (02/06/21)
	5	Matt Hagedorn vs Doane (12/17/20)
	5	A.J. Plitzuweit vs South Dakota (12/01/20)
	5	K.J. Hymes vs Nevada (11/26/20)
	5	Dru Kuxhausen vs McNeese (11/25/20)

2020-21 RECORD BY STARTING LINEUP

No.	Starting Lineup	Record
1.	Allen, Banton, Mayen, McGowens, Thorbjarnarson	4-3
2.	Allen, Banton, Mayen, McGowens, Ouedraogo	0-4
3.	Allen, Banton, Mayen, McGowens, Walker	0-2

RECAPS

Date	Opponent	Result	Record (B1G)	Attend.	Nebraska Individual Leaders			
					Points	Rebounds	Assists	Steals
11/25	McNeese State	W, 102-55	1-0 (0-0)	N/A	Allen, McGowens, Banton, Stevenson (14)	Ouedraogo (7)	Banton (6)	Allen, McGowens, Banton (3)
11/26	Nevada	L, 66-69	1-1 (0-0)	N/A	Banton (18)	Banton (7)	Banton (5)	Allen (5)
11/27	North Dakota State	W, 79-57	2-1 (0-0)	N/A	Allen (22)	Banton (9)	Banton (8)	Allen (5)
12/3	South Dakota	W, 76-69	3-1 (0-0)	N/A	Allen (23)	Mayen (12)	Mayen, McGowens (4)	Banton (3)
12/9	Georgia Tech	L, 64-75	3-2 (0-0)	N/A	Webster (20)	Banton, McGowens (9)	Banton (6)	Allen, Banton, Thorbjarnarson (1)
12/11	at No. 8 Creighton	L, 74-98	3-3 (0-0)	N/A	Allen (26)	Allen (9)	Thorbjarnarson (3)	Allen, Banton (2)
12/17	Doane	W, 110-64	4-3 (0-0)	N/A	Allen (16)	Ouedraogo (13)	Banton (10)	Allen, McGowens, Stevenson (2)
12/22	at No. 9 Wisconsin	L, 53-67	4-4 (0-1)	N/A	Banton (15)	Banton (8)	Banton (4)	Mayen (2)
12/25	No. 19 Michigan	L, 69-80	4-5 (0-2)	N/A	Allen (25)	Ouedraogo, Allen (6)	Banton (3)	McGowens (3)
12/30	at No. 25 Ohio State	L, 54-90	4-6 (0-3)	N/A	Allen (13)	Banton (8)	Allen (2)	Thorbjarnarson (2)
1/2	No. 17 Michigan State	L, 77-84	4-7 (0-4)	N/A	Allen (23)	Allen (6)	Banton (4)	Mayen, Ouedraogo, McGowens, Allen (1)
1/10	Indiana	L, 77-84	4-8 (0-5)	N/A	Allen (21)	Allen, McGowens, Banton (6)	Banton (7)	McGowens, Walker (2)
2/6	at Michigan State	L, 56-66	4-9 (0-6)	N/A	McGowens (13)	Banton (6)	McGowens (3)	McGowens (3)

THE LAST TIME...

	Nebraska...	A Nebraska Opponent...
Scored 100 or more points	110; vs. Doane, 12/17/20	107; at Minnesota, 3/08/2020
Scored 90 or more points	110; vs. Doane, 12/17/20	90; at Ohio State, 12/30/2020
Scored 41 to 50 points	47; UC Riverside, 11/5/19	50; Northwestern, 2/16/19
Scored 40 or fewer points	38; at Oregon, 12/15/12	38; Southwest Minnesota State, 12/28/18
Shot 70% from the field	723; vs. UNC Wilmington 12/5/97 (34-47)	.723; Kansas, 2/2/85 (34-47)
Shot 60% from the field	.628; vs. Northwestern, 2/3/15 (27-43)	.630; Michigan, 3/5/17 (34-54)
Shot 90% from the free throw line (Min 10 attempts)	.909; vs. Southwest Minnesota State, 12/28/18 (10-11)	1.000; at Wisconsin, 12/22/20 (15-15)
Made 10, 3-Point Field Goals	12; vs. Doane, 12/17/20 (12-33)	12; at Ohio State, 12/30/20 (12-32)
Had 60 rebounds	60; vs. Oral Roberts, 12/22/99	62; Colorado, 2/15/75
Had 50 rebounds	55; vs. Doane (12/17/20)	51, North Dakota State, 11/28/20
Had 30 assists	35, vs. Northeastern Illinois, 12/21/94	32; at Minnesota, 3/8/20
Had 15 steals	16, vs. McNeese State, 11/25/20	16; at Creighton, 12/11/2020
Had 10 blocked shots	14; at Northwestern, 1/2/18	12; vs. Indiana (BTT), 3/11/20
Had 10 or fewer turnovers	9; vs. Indiana (1/10/20)	8; vs. Indiana (1/10/20)
Had 20 or more turnovers	22; at Michigan, 3/5/20	22; at Michigan State, 2/6/21
Had three players with 20 points	vs. Iowa, 3/10/19	Michigan, 1/14/17
Had three players with 10 rebounds	(Palmer Jr. 27; Watson Jr. 23; Roby 23)	(Wagner 23, Irvin 21, Walton 20)
Had five players reach double-figure points	vs. Texas Tech, 1/19/00	at Kansas, 1/9/02
Had a player score 40 points	(Bradford 16, Friend 12, Truscott 11)	(Collision 13, Gooden 12, Simien 10)
Had a player score 30 points	vs. Doane, 12/17/20	at Ohio State, 12/30/20
Had a player grab 15 rebounds	(Allen-21; Mayen-15; Banton-10, McGowens-10; Walker-10)	(Ahrens-18; Key-14; Washington-13; Sueng-12; Towns-11)
Had a player dish out 10 assists	41; Aleks Maric, vs. Kansas State, 2/13/07	41; Jarrius Jackson, Texas Tech, 2/18/06
Had a player collect five steals	30; James Palmer Jr. vs. Rutgers (BTT), 3/13/19	30; Brad Davison, Wisconsin, 2/15/20
Had a player block five shots	19; Yan Ouedraogo, 3/1/20	15; Hunter Dickinson, Michigan, 12/25/20
Had a player with a triple double	10; Dalano Banton, 12/17/20	11; Marcus Carr, at Minnesota, 3/8/20
	5; Teddy Allen vs. North Dakota State, 11/28/20	7; Josh Reeves, Penn State, 2/25/18
	5; Isaiah Roby vs. Maryland, 2/6/18	5; E.J. Liddel, Ohio State, 2/27/20
	13 pt/11 reb/10 asst.; Dalano Banton vs. Doane, 12/17/20	

MISC REVIEW

Nebraska Record When:	All (W)	All (L)	H (W)	H (L)	A (W)	A (L)						
Ahead at Halftime	4	0	4	0	0	0	Rebounds are Even	0	0	0	0	0
Behind at Halftime	0	9	0	5	0	4	Committing More TOs than Opp	1	5	1	3	0
Tied at Halftime	0	0	0	0	0	0	Committing Fewer TOs than Opp	3	4	3	2	0
Bench Outscores Opponent's	3	2	3	2	0	0	Turnovers are Even	0	0	0	0	0
Opponent Bench Outscores NU	1	6	1	3	0	3	Leading with 5:00 left	4	0	4	0	0
Bench scoring is even	0	1	0	0	0	1	Trailing with 5:00 left	0	7	0	3	0
Shooting 50% or Better	2	0	2	0	0	0	Tied with 5:00 left	0	2	0	2	0
Shooting Under 50%	2	9	2	5	0	4	In Overtime	0	0	0	0	0
Opp. Shoots 50% or Better	0	3	0	2	0	1	Scoring 80 or more points	2	0	2	0	0
Opp. Shoots Under 50%	4	6	4	3	0	3	Scoring 61 to 79 points	2	6	2	5	0
Outshooting Opponent (pct.)	4	0	4	0	0	0	Scoring 60 or fewer points	0	3	0	0	0
Outshot by Opponent (pct.)	0	9	0	5	0	4	Allowing 80 or more points	0	5	0	3	0
Shooting is even	0	0	0	0	0	0	Allowing 61 to 79 points	2	4	2	2	0
Outrebounding Opponent	3	3	3	2	0	1	Allowing 60 or fewer points	2	0	2	0	0
Outrebounded by Opponent	1	6	1	3	0	3						

MISC REVIEW

Biggest margin of victory	47, McNeese State (11/25)	Largest halftime lead surrendered in loss	3, Nevada (11/26)
Biggest margin of defeat	36, at Ohio State (12/30)	Largest lead at any time	48, Doane (12/17)
Largest deficit overcome in win.....	5, South Dakota (12/1)	Largest deficit at any time	41, at Ohio State (12/30)
Largest halftime deficit overcome in win.....	None	Largest runs without opponent scoring	17, McNeese State (11/25)
Largest lead surrendered in loss.....	10, Nevada (11/26); at Wisconsin (12/22)	Largest opponent run without NU scoring.....	16, at Wisconsin (12/22)

SPECIALITY STATS

Opponent	NU-Opp Paint	NU-Opp off TO	NU-Opp 2nd Ch.	NU-Opp Bench	Largest Lead	Largest Deficit	Tip	1st Sub(s)
McNeese State	50-26	43-8	12-6	39-19	50 (2nd, 0:02)	-	W	Webster
Nevada	18-30	20-9	13-8	24-18	10 (2nd, 9:34)	9 (1st, 1:26)	L	Stevenson
North Dakota State	40-28	17-9	9-24	11-26	26 (2nd, 0:43)	-	L	Webster
South Dakota	24-18	12-16	8-6	24-12	18 (2nd, 6:01)	5 (1st, 15:24)	L	Stevenson
Georgia Tech	28-26	6-15	17-12	22-13	6 (2nd, 15:21)	13 (2nd, 0:59)	W	Webster
at No. 8 Creighton	26-40	13-38	9-12	11-29	3, (1st, 3:41)	27 (2nd, 6:42)	L	Ouedraogo
Doane	54-10	20-6	17-8	61-30	48 (2nd, 0:32)	1 (1st, 15:52)	W	Stevenson, Lakes, Webster
at No. 9 Wisconsin	20-22	9-10	3-8	6-12	10 (1st, 5:48)	18 (2nd, 4:55)	L	Thorbjarnarson
No. 19 Michigan	30-42	10-12	6-11	4-13	4 (1st, 15:34)	13 (2nd, 11:47)	L	Thorbjarnarson
at No. 25 Ohio State	22-30	2-21	14-15	18-48	2 (1st, 18:16)	41 (2nd, 9:41)	L	Andre
No. 17 Michigan State	36-32	15-16	9-14	13-26	3 (1st, 16:58)	17 (2nd, 17:34)	W	Thorbjarnarson, Webster
Indiana	34-34	10-11	3-16	10-15	3 (2nd, 7:57)	18 (1st, 10:03)	W	Andre
at Michigan State	36-16	17-9	5-7	20-20	1 (1st, 11:06)	16 (2nd, 16:33)	L	Ouedraogo

NEBRASKA SEASON/CAREER BESTS

#0 TEDDY ALLEN

Points
Season: 26 at Creighton (12/11)
Career: Same

Rebounds
Season: 9 at Creighton (12/11)
Career: Same

Field Goals
Season: 10 at Creighton (12/11); vs. Michigan State (1/2)
Career: Same

Field Goal Attempts
Season: 22 vs. Michigan (12/25/20)
Career: Same

3-Point Field Goals
Season: 3 five times, last vs. Indiana (1/10)
Career: Same

3-Point Field Goal Attempts
Season: 10 North Dakota St. (11/28); vs. Michigan (12/25/20)
Career: Same

Free Throws
Season: 9 vs. Nevada (11/26)
Career: Same

Free Throw Attempts
Season: 13 vs. Nevada (11/26)
Career: Same

Assists
Season: 2 five times, last at Michigan State (2/6/21)
Career: Same

Steals
Season: 5 vs. Nevada (11/26); North Dakota State (11/28)
Career: Same

Blocks
Season: 1 vs. Georgia Tech (12/9)
Career: Same

Minutes Played
Season: 39 vs. Indiana (1/10)
Career: Same

#2 TREY MCGOWENS

Points
Season: 20 vs. Michigan State (1/2)
Career: Same

Rebounds
Season: 9 vs. Georgia Tech (12/9)
Career: Same

Field Goals
Season: 7 North Dakota State (11/28)
Career: Same

Field Goal Attempts
Season: 10 vs. Michigan State (1/2); vs. Indiana (1/10)
Career: Same

3-Point Field Goals
Season: 3 at Creighton (12/11)
Career: Same

3-Point Field Goal Attempts
Season: 5 North Dakota State (11/28)
Career: Same

Free Throws
Season: 6 vs. South Dakota (12/1); vs. Michigan State (1/2)
Career: Same

Free Throw Attempts
Season: 9 at Wisconsin (12/22/20)
Career: Same

Assists
Season: 3 three times, last at Michigan State (2/6/20)
Career: Same

Steals
Season: 3 three times, last at Michigan State (2/6/20)
Career: Same

Blocks
Season: 1 North Dakota State (11/28)
Career: Same

Minutes Played
Season: 34 North Dakota State (11/28)
Career: Same

#3 ELIJAH WOOD

Points
Season: 8 vs. Doane (12/17)
Career: Same

Rebounds
Season: 3 vs. Doane (12/17)
Career: Same

Field Goals
Season: 3 vs. Doane (12/17)
Career: Same

Field Goal Attempts
Season: 5 vs. Doane (12/17)
Career: Same

3-Point Field Goals
Season: 2 vs. Doane (12/17)
Career: Same

3-Point Field Goal Attempts
Season: 4 vs. Doane (12/17)
Career: Same

Free Throws
Season: None
Career: Same

Free Throw Attempts
Season: None
Career: Same

Assists
Season: 2 vs. McNeese State (11/25)
Career: Same

Steals
Season: 1 North Dakota State (11/28)
Career: Same

Blocks
Season: None
Career: Same

Minutes Played
Season: 12 vs. Doane (12/17)
Career: Same

#4 SHAMIEL STEVENSON

Points
Season: 14 vs. McNeese State (11/25)
Career: Same

Rebounds
Season: 6 vs. McNeese State (11/25)
Career: Same

Field Goals
Season: 4 vs. McNeese State (11/25)
Career: Same

Field Goal Attempts
Season: 7 at Michigan State (2/6/20)
Career: Same

3-Point Field Goals
Season: 1 vs. Doane (12/17)
Career: Same

3-Point Field Goal Attempts
Season: 3 at Creighton (12/11)
Career: Same

Free Throws
Season: 6 vs. McNeese State (11/25)
Career: Same

Free Throw Attempts
Season: 8 vs. McNeese State (11/25)
Career: Same

Assists
Season: 3 vs. Doane (12/17)
Career: Same

Steals
Season: 2 three times, last at Michigan State (2/6/20)
Career: Same

Blocks
Season: 1 three times, last at Michigan State (2/6/20)
Career: Same

Minutes Played
Season: 26 vs. South Dakota (12/1)
Career: Same

#10 KOBE WEBSTER

Points
Season: 20 vs. Georgia Tech (12/9)
Career: Same

Rebounds
Season: 4 North Dakota State (11/28); vs. South Dakota (12/1)
Career: Same

Field Goals
Season: 3 vs. Georgia Tech (12/9)
Career: Same

Field Goal Attempts
Season: 11 vs. South Dakota (12/1)
Career: Same

3-Point Field Goals
Season: 6 vs. Georgia Tech (12/9)
Career: Same

3-Point Field Goal Attempts
Season: 7 vs. South Dakota (12/1); vs. Georgia Tech (12/9)
Career: Same

Free Throws
Season: 3 vs. Nevada (11/26)
Career: Same

Free Throw Attempts
Season: 4 vs. Nevada (11/26)
Career: Same

Assists
Season: 2 five times, last at Wisconsin (12/22/20)
Career: Same

Steals
Season: 3 vs. Nevada (11/26)
Career: Same

Blocks
Season: 1 at Creighton (12/11)
Career: Same

Minutes Played
Season: 35 vs. Michigan State (1/2)
Career: Same

#11 LAT MAYEN

Points
Season: 15 vs. Indiana (1/10)
Career: Same

Rebounds
Season: 12 vs. South Dakota (12/1)
Career: Same

Field Goals
Season: 5 vs. McNeese State (11/25); vs. Indiana (1/10)
Career: Same

Field Goal Attempts
Season: 11 vs. McNeese State (11/25)
Career: Same

3-Point Field Goals
Season: 5 vs. Indiana (1/10)
Career: Same

3-Point Field Goal Attempts
Season: 9 vs. Nevada (11/26); vs. Indiana (1/10)
Career: Same

Free Throws
Season: 2 at Ohio State (12/30)
Career: Same

Free Throw Attempts
Season: 3 vs. Nevada (11/26)
Career: Same

Assists
Season: 4 vs. South Dakota (12/1)
Career: Same

Steals
Season: 2 at Wisconsin (12/22)
Career: Same

Blocks
Season: 3 at Wisconsin (12/22/20)
Career: Same

Minutes Played
Season: 31 vs. South Dakota (12/1)
Career: Same

#13 DERRICK WALKER

Points
Season: 10 vs. Indiana (1/10)
Career: Same

Rebounds
Season: 4 at Michigan State (2/6/20)
Career: Same

Field Goals
Season: 5 vs. Indiana (1/10)
Career: Same

Field Goal Attempts
Season: 7 vs. Indiana (1/10)
Career: Same

3-Point Field Goals
Season: None
Career: Same

3-Point Field Goal Attempts
Season: None
Career: Same

Free Throws
Season: 2 at Michigan State (2/6/20)
Career: Same

Free Throw Attempts
Season: 4 at Michigan State (2/6/20)
Career: Same

Assists
Season: 2 at Michigan State (2/6/20)
Career: Same

Steals
Season: 2 vs. Indiana (1/10)
Career: Same

Blocks
Season: 2 at Michigan State (2/6/20)
Career: Same

Minutes Played
Season: 26 vs. Indiana (1/10)
Career: Same

#14 TREVOR LAKES

Points
Season: 12 vs. Doane (12/17)
Career: Same

Rebounds
Season: 6 vs. Doane (12/17)
Career: Same

Field Goals
Season: 4 vs. Doane (12/17)
Career: Same

Field Goal Attempts
Season: 5 vs. Doane (12/17)
Career: Same

3-Point Field Goals
Season: 4 vs. Doane (12/17)
Career: Same

3-Point Field Goal Attempts
Season: 5 vs. Doane (12/17)
Career: Same

Free Throws
Season: None
Career: Same

Free Throw Attempts
Season: 1 vs. Doane (12/17)
Career: Same

Assists
Season: 2 vs. Doane (12/17)
Career: Same

Steals
Season: 1 at Ohio State (12/30)
Career: Same

Blocks
Season: 1 at Wisconsin (12/22/20)
Career: Same

Minutes Played
Season: 26 vs. Doane (12/17)
Career: Same

NEBRASKA SEASON/CAREER BESTS

#21 JACE PIATKOWSKI

Points
Season: 3 vs. McNeese State (11/25)
Career: Same

Rebounds
Season: 1 North Dakota State (11/28)
Career: Same

Field Goals
Season: vs. McNeese State (11/25)
Career: Same

Field Goal Attempts
Season: 1 vs. McNeese State (11/25)
Career: Same

3-Point Field Goals
Season: 1 vs. McNeese State (11/25)
Career: Same

3-Point Field Goal Attempts
Season: 1 vs. McNeese State (11/25)
Career: Same

Free Throws
Season: None
Career: Same

Free Throw Attempts
Season: None
Career: Same

Assists
Season: None
Career: Same

Steals
Season: None
Career: Same

Blocks
Season: None
Career: Same

Minutes Played
Season: 4 vs. McNeese State (11/25)
Career: Same

#24 YVAN OUEDRAOGO

Points
Season: 13 vs. Doane (12/17)
Career: same

Rebounds
Season: 13 vs. Doane (12/17)
Career: 19 vs. Northwestern (3/1)

Field Goals
Season: 3 four times, last vs. Michigan State (1/2)
Career: 5 at Illinois (2/24/20); vs. Northwestern (3/1)

Field Goal Attempts
Season: 12 vs. McNeese State (11/25)
Career: same

3-Point Field Goals
Season: None
Career: Same

3-Point Field Goal Attempts
Season: None
Career: Same

Free Throws
Season: 7 vs. Doane (12/17)
Career: same

Free Throw Attempts
Season: 10 vs. Doane (12/17)
Career: same

Assists
Season: 2 at Creighton (12/11)
Career: 3 vs. Iowa (1/7/20)

Steals
Season: 2 vs. McNeese State (11/25)
Career: 2 five times, last vs. McNeese State (11/25)

Blocks
Season: 2 three times, last at Wisconsin (12/22/20)
Career: 2, five times, last at Wisconsin (12/22/20)

Minutes Played
Season: 29 vs. Michigan (12/25/20)
Career: 38 vs. Northwestern (3/1)

#33 AKOL AROP

Points
Season: None
Career: 5 at Michigan (3/5/20); at Minnesota (3/8/20)

Rebounds
Season: None
Career: 6 at Michigan (3/5/20)

Field Goals
Season: None
Career: 2 four times, last at Minnesota (3/8/20)

Field Goal Attempts
Season: None
Career: 5 at Michigan (3/5/20)

3-Point Field Goals
Season: None
Career: 1 at Minnesota (3/8/20)

3-Point Field Goal Attempts
Season: None
Career: 1 vs. UC Riverside (11/5/20); at Minnesota (3/8/20)

Free Throws
Season: None
Career: 2 at Creighton (12/7/20)

Free Throw Attempts
Season: None
Career: 2 at Creighton (12/7/20); Michigan State (2/20/20)

Assists
Season: None
Career: 1 vs. Penn State (2/1/20)

Steals
Season: None
Career: 1 four times, last at Minnesota (3/8/20)

Blocks
Season: None
Career: 2 vs. Indiana (3/11/20)

Minutes Played
Season: None
Career: 20 at Michigan (3/5/20); at Minnesota (3/8/20)

#34 THORIR THORBJARNARSON

Points
Season: 8 three times, last vs. Doane (12/17)
Career: 17 three times, last at Rutgers (1/24/20)

Rebounds
Season: 7 vs. Georgia Tech (12/9)
Career: 5 vs. Wisconsin (1/29/18)

Field Goals
Season: 3 vs. McNeese State (11/25); at Creighton (12/11)
Career: 7 at Indiana (12/13/19)

Field Goal Attempts
Season: 9 vs. McNeese State (11/25)
Career: 12 at Indiana (12/13/20)

3-Point Field Goals
Season: 2 vs. McNeese State (11/25); at Creighton (12/11)
Career: 5 at Ohio State (1/14/20); at Rutgers (1/24/20)

3-Point Field Goal Attempts
Season: 5 three times, last at Wisconsin (12/22/20)
Career: 8 three times, last at Maryland (2/11/20)

Free Throws
Season: 2 vs. Doane (12/17)
Career: 5 vs. Purdue (12/15/19)

Free Throw Attempts
Season: 2 vs. Doane (12/17)
Career: 6 vs. Purdue (12/15/19)

Assists
Season: 5 vs. Georgia Tech (12/9)
Career: 5 vs. Rutgers (1/4/20); vs. Georgia Tech (12/9)

Steals
Season: 3 vs. North Dakota State (11/28)
Career: 5 vs. Maryland (3/14/19)

Blocks
Season: None
Career: 2 vs. Iowa (3/10/19); vs. Northwestern (3/1/20)

Minutes Played
Season: 32 at Creighton (12/11)
Career: 42 vs. Northwestern (3/1/20)

#35 EDUARDO ANDRE

Points
Season: 9 vs. Doane (12/17)
Career: Same

Rebounds
Season: 4 vs. Doane (12/17)
Career: Same

Field Goals
Season: 4 vs. Doane (12/17)
Career: Same

Field Goal Attempts
Season: 4 vs. Doane (12/17)
Career: Same

3-Point Field Goals
Season: None
Career: Same

3-Point Field Goal Attempts
Season: None
Career: Same

Free Throws
Season: 1 vs. Doane (12/17); Ohio State (12/30)
Career: Same

Free Throw Attempts
Season: 2 vs. Doane (12/17)
Career: Same

Assists
Season: 1 vs. Doane (12/17)
Career: Same

Steals
Season: None
Career: Same

Blocks
Season: 2 vs. Doane (12/17)
Career: Same

Minutes Played
Season: 14 vs. Doane (12/17)
Career: Same

#44 BRET PORTER

Points
Season: None
Career: Same

Rebounds
Season: 1 vs. McNeese State (11/25)
Career: oals

Field Goals
Season: None
Career: Same

Field Goal Attempts
Season: None
Career: Same

3-Point Field Goals
Season: None
Career: Same

3-Point Field Goal Attempts
Season: None
Career: Same

Free Throws
Season: None
Career: Same

Free Throw Attempts
Season: None
Career: Same

Assists
Season: None
Career: Same

Steals
Season: None
Career: Same

Blocks
Season: 1 vs. North Dakota State (11/28)
Career: Same

Minutes Played
Season: 3 vs. McNeese State (11/25)
Career: Same

#45 DALANO BANTON

Points
Season: 18 vs. Nevada (11/26)
Career: Same

Rebounds
Season: 11 vs. Doane (12/17)
Career: Same

Field Goals
Season: 7 vs. Michigan (12/25/20)
Career: Same

Field Goal Attempts
Season: 17 vs. Nevada (11/26)
Career: Same

3-Point Field Goals
Season: 3 vs. Nevada (11/26); at Wisconsin (12/22/20)
Career: Same

3-Point Field Goal Attempts
Season: 11 vs. Nevada (11/26)
Career: Same

Free Throws
Season: 6 vs. McNeese State (11/25)
Career: Same

Free Throw Attempts
Season: 8 vs. McNeese State (11/25)
Career: Same

Assists
Season: 10 vs. Doane (12/17)
Career: Same

Steals
Season: 3 vs. McNeese State (11/25); vs. South Dakota (12/1)
Career: Same

Blocks
Season: 4 vs. McNeese State (11/25)
Career: Same

Minutes Played
Season: 37 vs. Nevada (11/26)
Career: Same



#0 TEDDY ALLEN | 6-6 | 223 | Jr. | G | Mesa, Ariz.

CAREER STATS																									
Year	GP	GS	Min	Avg	Total					Rebounds					PF	FO	Ast	TO	Blk	Stl	Pts	Avg			
					FG	FGA	Pct	3FG	3FGA	Pct	FT	FTA	Pct	Off									Def	Tot	Avg
2017-18*	35	0	417	11.9	91	195	.467	3	25	.120	59	80	.738	44	52	96	2.7	64	0	19	33	0	13	244	7.0
2020-21	13	13	349	26.8	79	186	.425	27	79	.342	39	58	.672	21	43	64	4.9	35	2	17	31	1	23	224	17.2
TOTAL	13	13	349	26.8	79	186	.425	27	79	.342	39	58	.672	21	43	64	4.9	35	2	17	31	1	23	224	17.2
<i>All*</i>	<i>48</i>	<i>13</i>	<i>766</i>	<i>16.0</i>	<i>170</i>	<i>381</i>	<i>.446</i>	<i>30</i>	<i>104</i>	<i>.288</i>	<i>98</i>	<i>138</i>	<i>.710</i>	<i>65</i>	<i>95</i>	<i>160</i>	<i>3.3</i>	<i>99</i>	<i>2</i>	<i>36</i>	<i>64</i>	<i>1</i>	<i>36</i>	<i>468</i>	<i>9.8</i>

* Statistics from West Virginia

2020-21 GAME BY GAME

Opponent	Date	GS	Min	TOTAL			3-PTS			REBOUNDS			PF	FO	A	TO	Blk	Stl	Pts	Avg				
				FG	FGA	Pct	3FG	FGA	Pct	FT	FTA	Pct									Off	Def	Tot	Avg
McNeese State	11/25/20	* 24	6	10	600	1	2	.500	1	3	.333	1	4	5	5.0	2	0	2	2	0	3	14	14.0	
Nevada	11/26/20	* 28	3	11	.273	2	7	.286	9	13	.692	4	2	6	5.5	3	0	1	0	0	5	17	15.5	
North Dakota State	11/28/20	* 31	9	17	.529	3	10	.300	1	3	.333	0	7	7	6.0	2	0	2	1	0	5	22	17.7	
South Dakota	12/1/20	* 22	7	15	.467	2	5	.400	7	11	.636	3	2	5	5.8	3	0	1	4	0	1	23	19.0	
Georgia Tech	12/9/20	* 32	4	16	.250	0	5	.000	2	2	1.000	3	0	3	5.2	1	0	1	2	1	1	10	17.2	
at No. 8 Creighton	12/11/20	* 30	10	20	.500	3	6	.500	3	4	.750	5	4	9	5.8	2	0	2	4	0	2	26	18.7	
Doane	12/17/20	* 18	7	14	.500	2	7	.286	0	0	.000	1	4	5	5.7	1	0	1	2	0	2	16	18.3	
at No. 9 Wisconsin	12/22/20	* 25	4	9	.444	3	5	.600	0	2	.000	0	1	1	5.1	5	1	1	3	0	1	11	17.4	
No. 19 Michigan	12/25/20	* 34	9	22	.409	3	10	.300	4	5	.800	1	5	6	5.2	2	0	0	2	0	0	25	18.2	
at No. 25 Ohio State	12/30/20	* 22	3	9	.333	2	5	.400	5	6	.833	0	3	3	5.0	4	0	2	2	0	0	13	17.7	
No. 17 Michigan State	1/2/21	* 26	10	18	.556	3	7	.429	0	0	.000	2	4	6	5.1	3	0	1	3	0	1	23	18.2	
Indiana	1/10/21	* 39	6	15	.400	3	8	.375	6	7	.857	0	5	5	5.1	5	1	1	3	0	0	21	18.4	
at Michigan State	2/6/21	* 23	1	10	.100	0	2	.000	1	2	.500	1	2	3	4.9	2	0	2	3	0	2	3	17.2	
Totals		13	349	79	186	.425	27	79	.342	39	58	.672	21	43	64	4.9	35	2	17	31	1	23	224	17.2

NOTING ALLEN

- Junior college transfer who is a prolific scorer and leads the Big Ten leaders in steals per game (1.8 spg)
- Was held to a season-low three points on 1-of-10 shooting at Michigan State, snapping a streak of 13 straight games in double figures
- Led Nebraska with 21 points and five rebounds in the loss to Indiana - his sixth 20-point game in 2020-21
- Paced Nebraska with 23 points, including 19 in the second half, against No. 17 Michigan State
- Scored 21 of his 25 points in the first half against No. 19 Michigan, while adding six boards in 34 minutes
- Battled foul trouble at No. 9 Wisconsin, finishing with 11 points before fouling out
- Had career bests of 26 points and nine rebounds at No. 8 Creighton
- Led NU with 23 points on 7-of-15 shooting and five boards against South Dakota
- Totaled 17 of his 22 points in the second half against North Dakota State, as he also had seven boards and five steals
- Finished with 17 points, six boards and a career high five steals against Nevada
- Tied for team-high honors with 14 points and added three steals and five boards in a win over McNeese State
- Rated the No. 8 JUCO player nationally as he averaged 31.4 ppg, 7.4 rpg, 3.7 apg and 1.6 spg at Western Nebraska Community College
- Led the nation in field goals and ranked in top 10 nationally in free throws made (third), attempted (third) and percentage (88.1, eighth)
- Posted 17 games with 30+ points including four games of at least 40 points in his lone season at the school
- Began college career at West Virginia, playing in 35 games and averaging 7.0 points and 2.7 rebounds per game
- Had three 20-point efforts, including a pair in Big 12 play (vs. Kansas State, Oklahoma)
- Averaged 11.3 ppg on 55 percent shooting in three NCAA Tournament games, including 10 points in the Sweet 16 against Villanova
- Gatorade Player of the Year at Boys Town High School, averaging 31.6 points, 12.8 rebounds, 4.1 assists and 3.3 steals per game
- Senior year was highlighted by a quadruple-double (33 points, 18 rebounds, 10 assists and 11 steals)
- Younger brother (Timmy) earned second-team All-Pac 12 honors at Utah in 2019-20

MISC. STATS

Category	2020-21	Career*
Double-Figure Scoring	12	24
Double-Figure Rebounding	0	0
Double-Figure Assists	0	0
Double-Doubles	0	0
Led NU in Scoring	9	9
Led NU in Rebounding	3	3
Led NU in Assists	1	1
20+ Point Games	6	9
30+ Point Games	0	0

*-Includes West Virginia

TOP PERFORMANCES OF 2020-21

Category	No.	Opponent (Date)
Points	26	at Creighton (12/11)
	25	Michigan (12/25)
	23	South Dakota (12/1)
	23	Michigan State (1/2)
Rebounds	9	at Creighton (12/11)
	7	North Dakota State (11/28)
	6	Nevada (11/26)
	6	Michigan State (1/2)
Assists	2	at Ohio State (12/30)
	2	North Dakota State (11/28)
	2	at Creighton (12/11)
	2	McNeese State (11/25)
Steals	5	North Dakota State (11/28)
	5	Nevada (11/26)



#2 TREY MCGOWENS | 6-4 | 191 | Jr. | G | Pendleton, S.C.

CAREER STATS

Year	GP	GS	Min	Avg	Total			3FG	3FGA	Pct	FT	FTA	Pct	Rebounds				PF	FO	Ast	TO	Blk	Stl	Pts	Avg
					FG	FGA	Pct							Off	Def	Tot	Avg								
2018-19*	33	32	918	27.8	113	271	.417	32	98	.327	126	165	.764	20	85	105	3.2	93	3	55	80	3	64	384	11.6
2019-20*	33	32	1110	33.6	124	338	.367	41	132	.311	91	126	.722	15	93	108	3.3	78	1	118	94	2	63	380	11.5
2020-21	13	13	373	28.7	48	114	.421	14	34	.412	39	60	.650	8	46	54	4.2	35	1	24	26	1	19	149	11.5
TOTAL	13	13	373	28.7	48	114	.421	14	34	.412	39	60	.650	8	46	54	4.2	35	1	24	26	1	19	149	11.5
All*	79	77	2401	30.4	285	723	.394	87	264	.330	256	351	.729	43	224	267	3.4	206	5	197	200	6	146	913	11.6

* Statistics from Pittsburgh

2020-21 GAME BY GAME

Opponent	Date	GS	Min	TOTAL			3-PTS			FT	FTA	Pct	REBOUNDS				PF	FO	A	TO	Blk	Stl	Pts	Avg	
				FG	FGA	Pct	3FG	FGA	Pct				Off	Def	Tot	Avg									
McNeese State	11/25/20	*	19	5	9	.556	2	2	1.000	2	3	.667	1	2	3	3.0	3	0	3	2	0	3	14	14.0	
Nevada	11/26/20	*	23	0	5	.000	0	3	.000	0	0	.000	1	1	2	2.5	4	0	2	2	0	0	0	7.0	
North Dakota State	11/28/20	*	34	7	14	.500	2	5	.400	3	4	.750	1	4	5	3.3	2	0	1	3	1	1	19	11.0	
South Dakota	12/1/20	*	30	3	9	.333	1	4	.250	6	7	.857	0	6	6	4.0	4	0	0	2	0	1	13	11.5	
Georgia Tech	12/9/20	*	32	2	9	.222	0	3	.000	2	6	.333	1	8	9	5.0	5	1	1	3	0	0	6	10.4	
at No. 8 Creighton	12/11/20	*	28	5	7	.714	3	3	1.000	2	5	.400	0	2	2	4.5	2	0	0	4	0	1	15	11.2	
Doane	12/17/20	*	21	4	9	.444	0	3	.000	0	1	.000	0	1	1	4.0	0	0	3	0	0	2	8	10.7	
at No. 9 Wisconsin	12/22/20	*	30	2	7	.286	1	2	.500	5	9	.556	2	4	6	4.3	2	0	0	1	0	1	10	10.6	
No. 19 Michigan	12/25/20	*	29	4	11	.364	2	2	1.000	5	6	.833	0	4	4	4.2	3	0	1	0	0	3	15	11.1	
at No. 25 Ohio State	12/30/20	*	26	2	5	.400	1	2	.500	1	2	.500	1	0	1	3.9	1	0	0	3	0	1	6	10.6	
No. 17 Michigan State	1/2/21	*	33	6	10	.600	2	2	1.000	6	7	.857	0	5	5	4.0	4	0	2	3	0	1	20	11.5	
Indiana	1/10/21	*	37	3	10	.300	0	2	.000	4	5	.800	1	5	6	4.2	3	0	6	1	0	2	10	11.3	
at Michigan State	2/6/21	*	32	5	9	.556	0	1	.000	3	5	.600	0	4	4	4.2	2	0	3	3	0	3	13	11.5	
Totals			13	373	48	114	.421	14	34	.412	39	60	.650	8	46	54	4.2	35	1	24	26	1	19	149	11.5

NOTING MCGOWENS


- Athletic guard who is among the Big Ten leaders in steals (1.5 spg) in his first season at Nebraska
- Led NU in points (13), assists (three) and steals (three) in the loss at Michigan State
- Totaled 10 points, six rebounds and a career-high six assists and a pair of steals against Indiana
- Posted his first 20-point game as a Husker with 20 points on 6-of-10 shooting, including 2-of-2 from 3-point range, and five rebounds against No. 17 Michigan State
- Tallied 15 points, including a pair of 3-pointers, four rebounds and a game-high three steals vs. No. 19 Michigan
- Finished with 10 points, six rebounds and a pair of assists at No. 9 Wisconsin
- Had 15 points, including 3-of-3 from 3-point range, and a steal on 28 minutes vs. No. 8 Creighton
- Tallied 13 points and a season-high six rebounds in the win over South Dakota
- Scored 19 points, including a pair of 3-pointers and added five rebounds vs. North Dakota State
- Tied for team-high honors with 14 points while adding three assists and three steals in a win over McNeese State
- Was a two-year starter at Pittsburgh, starting 64 of 66 games at the school
- Averaged 11.5 points, 3.6 assists, 3.3 rebounds and 1.9 steals per game, as he ranked among ACC leaders in steals (fourth), assists (10th), assist-to-turnover ratio (15th, 1.26-to-1) and minutes played (13th, 33.8 per game)
- Posted 20 double-figure scoring games, including three games of at least 20 points (Robert Morris, Louisville, at North Carolina)
- Started 32 games as a freshman, averaging 11.6 points, 3.2 rebounds, 1.9 steals and 1.7 assists per game, finishing third in the ACC in steals per game
- Reached double figures 17 times and tied or set three single-game Pitt freshman records, including points (33), steals (7) and free throws (18)
- Scored a career-high 33 points against Louisville, going 12-of-19 from the field against the Cardinals
- Attended Hargrave (Va.) Military Academy as a senior, averaging 18.4 ppg, 6.3 apg, 5.4 rpg and 3.2 spg
- Led Wren (S.C.) High School to a 25-3 record and the AAAA State Championship game in 2017 after averaging 18.3 ppg, 6.8 apg, 4.3 rpg and 3.6 spg
- His father (Bobby) played football at Clemson before transferring to South Carolina State to play both football and basketball, finishing as the school's all-time receiving leader and helped the school make two NCAA Tournament appearances
- His mother (Pam) played basketball at Western Carolina and is a high school basketball coach
- His younger brother (Bryce) signed to play with Nebraska in 2021-22, and is ranked as high as No. 19 nationally in the class of 2021

MISC. STATS

Category	2020-21	Career
Double-Figure Scoring	9	46
Double-Figure Rebounding	0	0
Double-Figure Assists	0	0
Double-Doubles	0	0
Led NU in Scoring	2	2
Led NU in Rebounding	2	2
Led NU in Assists	1	1
20+ Point Games	1	8
30+ Point Games	0	3

TOP PERFORMANCES OF 2020-21

Category	No.	Opponent (Date)
Points	20	Michigan State (1/2)
	19	North Dakota State (11/28)
	15	at Creighton (12/11)
	15	Michigan (12/25)
Rebounds	9	Georgia Tech (12/9)
	6	Indiana (1/10)
	6	South Dakota (12/1)
	6	at Wisconsin (12/22)
Assists	6	Indiana (1/10)
	3	at Michigan State (2/6)
	3	McNeese State (11/25)
	3	Doane (12/17)
Steals	3	at Michigan State (2/6)
	3	McNeese State (11/25)
	3	Michigan (12/25)



#3 ELIJAH WOOD | 6-5 | 174 | Fr. | G | Potomac, Md.

CAREER STATS																									
Year	GP	GS	Min	Avg	Total					Rebounds					PF	FO	Ast	TO	Blk	Stl	Pts	Avg			
					FG	FGA	Pct	3FG	3FGA	Pct	FT	FTA	Pct	Off									Def	Tot	Avg
2020-21	6	0	29	4.8	3	11	.273	2	10	.200	0	0	.000	0	5	5	0.8	0	0	3	2	0	2	8	1.3
TOTAL	6	0	29	4.8	3	11	.273	2	10	.200	0	0	.000	0	5	5	0.8	0	0	3	2	0	2	8	1.3

2020-21 GAME BY GAME

Opponent	Date	GS	Min	TOTAL			3-PTS			FT	FTA	Pct	REBOUNDS				PF	FO	A	TO	Blk	Stl	Pts	Avg	
				FG	FGA	Pct	3FG	FGA	Pct				Off	Def	Tot	Avg									
McNeese State	11/25/20	9	9	0	2	.000	0	2	.000	0	0	.000	0	2	2	2.0	0	0	2	0	0	0	0	0	0.0
Nevada	11/26/20	DNP	DNP																						
North Dakota State	11/28/20	2	2	0	1	.000	0	1	.000	0	0	.000	0	0	0	1.0	0	0	0	1	0	1	0	0	0.0
South Dakota	12/1/20	DNP	DNP																						
Georgia Tech	12/9/20	DNP	DNP																						
at No. 8 Creighton	12/11/20	2	2	0	1	.000	0	1	.000	0	0	.000	0	0	0	0.7	0	0	0	1	0	0	0	0	0.0
Doane	12/17/20	12	12	3	5	.600	2	4	.500	0	0	.000	0	3	3	1.3	0	0	1	0	0	0	8	2.0	
at No. 9 Wisconsin	12/22/20	0	0	0	0	.000	0	0	.000	0	0	.000	0	0	0	1.0	0	0	0	0	0	0	0	0	1.6
No. 19 Michigan	12/25/20	DNP	DNP																						
at No. 25 Ohio State	12/30/20	4	4	0	2	.000	0	2	.000	0	0	.000	0	0	0	0.8	0	0	0	0	0	1	0	0	1.3
No. 17 Michigan State	1/2/21	DNP	DNP																						
Indiana	1/10/21	DNP	DNP																						
at Michigan State	2/6/21	DNP	DNP																						
Totals		0	29	3	11	.273	2	10	.200	0	0	.000	0	5	5	0.8	0	0	3	2	0	2	8	1.3	

NOTING WOOD


- Freshman guard who was originally going to go to Hargrave Military Academy, but reclassified into the class of 2020
- Had a steal in the final 4:13 at No. 25 Ohio State
- Enjoyed his best game of the year with eight points, including a 3-pointer to beat the first-half buzzer, three rebounds and an assist against Doane
 - Made his debut against McNeese State, dishing out two assists and grabbing a pair of rebounds in nine minutes
 - Spent senior year at Berkmar (Ga.) High School, averaging 10.0 ppg, 2.0 apg and 1.5 spg in helping the school to an 18-10 record and a Class AAAAAAA (largest class in Georgia) quarterfinal appearance
 - Averaged 11 ppg, 5.4 rpg, 4.1 apg and 1.8 bpg at Bethesda-Chevy Chase High School, reaching double figures 12 times and dishing out five or more assists eight times
 - Chose Nebraska over schools such as Florida, Mississippi, Providence and TCU after reclassifying in June
 - Father (Anthony) played at Hampton University, leading the team with 5.4 assists per game in 1988-89

MISC. STATS

Category	2020-21	Career
Double-Figure Scoring	0	0
Double-Figure Rebounding	0	0
Double-Figure Assists	0	0
Double-Doubles	0	0
Led NU in Scoring	0	0
Led NU in Rebounding	0	0
Led NU in Assists	0	0
20+ Point Games	0	0
30+ Point Games	0	0

TOP PERFORMANCES OF 2020-21

Category	No.	Opponent (Date)
Points	8	Doane (12/17)
Rebounds	3	Doane (12/17)
	2	McNeese State (11/25)
Assists	2	McNeese State (11/25)



#4 SHAMIEL STEVENSON | 6-6 | 245 | Jr. | G/F | Toronto, Ontario, Canada

CAREER STATS

Year	GP	GS	Min	Avg	Total					Rebounds				PF	FO	Ast	TO	Blk	Stl	Pts	Avg				
					FG	FGA	Pct	3FG	3FGA	Pct	FT	FTA	Pct									Off	Def	Tot	Avg
2017-18*	32	13	761	23.8	95	188	.505	15	40	.375	68	112	.607	27	114	141	4.4	50	2	33	72	8	16	273	8.5
2018-19*	4	0	32	8.0	7	12	.583	1	1	1.000	0	1	.000	0	7	7	1.8	3	0	1	3	1	3	15	3.8
2020-21	13	0	187	14.4	21	48	.438	1	16	.063	26	36	.722	7	21	28	2.2	22	0	10	19	3	8	69	5.3
TOTAL	13	0	187	14.4	21	48	.438	1	16	.063	26	36	.722	7	21	28	2.2	22	0	10	19	3	8	69	5.3
All*	49	13	980	20.0	123	248	.496	17	57	.298	94	149	.631	34	142	176	3.6	75	2	44	94	12	27	357	7.3

*-Statistics from Pittsburgh

2020-21 GAME BY GAME

Opponent	Date	GS	Min	TOTAL			3-PTS			FT	FTA	Pct	REBOUNDS				PF	FO	A	TO	Blk	Stl	Pts	Avg
				FG	FGA	Pct	3FG	FGA	Pct				Off	Def	Tot	Avg								
McNeese State	11/25/20	22	4	4	1.000	0	0	.000	6	8	.750	3	3	6	6.0	3	0	2	0	0	2	14	14.0	
Nevada	11/26/20	21	3	5	.600	0	1	.000	3	3	1.000	0	3	3	4.5	3	0	0	2	0	0	9	11.5	
North Dakota State	11/28/20	12	1	3	.333	0	2	.000	1	2	.500	0	1	1	3.3	4	0	0	1	0	0	3	8.7	
South Dakota	12/1/20	27	4	7	.571	0	2	.000	3	5	.600	1	3	4	3.5	3	0	1	2	0	2	11	9.3	
Georgia Tech	12/9/20	16	1	2	.500	0	0	.000	0	0	.000	1	2	3	3.4	1	0	0	1	0	0	2	7.8	
at No. 8 Creighton	12/11/20	17	1	6	.167	0	3	.000	0	0	.000	1	2	3	3.3	2	0	1	2	0	0	2	6.8	
Doane	12/17/20	16	1	3	.333	1	2	.500	4	4	1.000	0	1	1	3.0	2	0	3	3	1	2	7	6.9	
at No. 9 Wisconsin	12/22/20	1	0	1	.000	0	1	.000	0	0	.000	0	0	0	2.6	0	0	0	1	0	0	0	6.0	
No. 19 Michigan	12/25/20	4	0	0	.000	0	0	.000	0	0	.000	0	1	1	2.4	1	0	0	0	0	0	0	5.3	
at No. 25 Ohio State	12/30/20	14	1	5	.200	0	3	.000	4	6	.667	0	0	0	2.2	1	0	0	2	1	0	6	5.4	
No. 17 Michigan State	1/2/21	5	0	1	.000	0	0	.000	0	0	.000	0	1	1	2.1	1	0	0	1	0	0	0	4.9	
Indiana	1/10/21	14	2	4	.500	0	0	.000	3	4	.750	0	1	1	2.0	0	0	1	1	0	0	7	5.1	
at Michigan State	2/6/21	19	3	7	.429	0	2	.000	2	4	.500	1	3	4	2.2	1	0	2	3	1	2	8	5.3	
Totals		0	187	21	48	.438	1	16	.063	26	36	.722	7	21	28	2.2	22	0	10	19	3	8	69	5.3

NOTING STEVENSON


- Transfer who provides a physical presence and can play a number of frontcourt spots
- Gave the Huskers a strong effort off the bench at Michigan State with eight points, four boards, two assists and a pair of steals in 19 minutes - his most minutes since Dec. 1
- Provided a lift off the bench against Indiana with seven points and an assist in 14 minutes of work
- Had six points and a blocked shot in 14 minutes at No. 25 Ohio State
- Grabbed a rebound in four minutes against No. 19 Michigan
- Tallied seven points and a season-high three assists in 16 minutes off the bench against Doane
- Had two points and three boards in 17 minutes at No. 8 Creighton
- Had two points and three rebounds in 16 minutes of work against Georgia Tech
- Keyed NU's win over South Dakota with 11 points, four rebounds and two steals in 27 minutes off the bench
- Totaled nine points and three boards in 21 minutes against Nevada
- Tied for game-high honors against McNeese State, hitting all four shots from the field and added six rebounds, two assists and two steals in 22 minutes
- Sat out the 2019-20 season following his NCAA appeal being denied on Nov. 26, 2019
- Played in 32 games, including 13 starts at Pittsburgh in 2017-18, averaging 8.5 points on 51 percent shooting and 4.4 rebounds per game to rank second on the Panthers in rebounds
- Reached double figures 13 times, including a career-high 19 points against Montana
- Played at Hillcrest (Ariz.) Prep, averaging 14.2 ppg and 6.3 rpg and was selected to play in the 2017 BioSteel All-Canadian Game

MISC. STATS

Category	2020-21	Career
Double-Figure Scoring	1	14
Double-Figure Rebounding	0	0
Double-Figure Assists	0	0
Double-Doubles	0	0
Led NU in Scoring	1	1
Led NU in Rebounding	0	0
Led NU in Assists	0	0
20+ Point Games	0	0
30+ Point Games	0	0

TOP PERFORMANCES OF 2020-21

Category	No.	Opponent (Date)
Points	14	McNeese State (11/25)
	11	South Dakota (12/1)
Rebounds	6	McNeese State (11/25)
	5	South Dakota (12/1)
Assists	3	Doane (12/17)
	2	at Michigan State (2/6)
	2	McNeese State (11/25)
Steals	2	McNeese State (11/25)
	2	at Michigan State (2/6)
	2	South Dakota (12/1)
	2	Doane (12/17)



#10 KOBE WEBSTER | 6-0 | 172 | Sr. | G | Indianapolis, Ind.

CAREER STATS

Year	GP	GS	Min	Avg	Total			3FG	3FGA	Pct	FT	FTA	Pct	Rebounds			PF	FO	Ast	TO	Blk	Stl	Pts	Avg	
					FG	FGA	Pct							Off	Def	Tot									Avg
2017-18*	28	28	935	33.4	165	383	.431	59	161	.366	57	73	.781	10	106	116	4.1	44	0	97	63	3	20	446	15.9
2018-19*	31	31	1054	34.0	195	455	.429	76	184	.413	60	85	.706	14	123	137	4.4	60	0	97	50	1	34	526	17.0
2019-20*	26	26	876	33.7	173	415	.417	49	147	.333	50	64	.781	12	71	83	3.2	37	0	93	54	3	23	445	17.1
2020-21	13	0	277	21.3	34	89	.382	18	52	.346	11	17	.647	2	19	21	1.6	16	0	15	9	1	7	97	7.5
TOTAL	13	0	277	21.3	34	89	.382	18	52	.346	11	17	.647	2	19	21	1.6	16	0	15	9	1	7	97	7.5
All*	98	85	3142	32.1	567	1342	.423	202	544	.371	178	239	.745	38	319	357	3.6	157	0	302	176	8	84	1514	15.4

* Statistics from Western Illinois

2020-21 GAME BY GAME

Opponent	Date	GS	Min	TOTAL			3-PTS			FT	FTA	Pct	REBOUNDS			PF	FO	A	TO	Blk	Stl	Pts	Avg	
				FG	FGA	Pct	3FG	FGA	Pct				Off	Def	Tot									Avg
McNeese State	11/25/20	24	5	7	.714	1	3	.333	2	2	1.000	0	2	2	2.0	0	0	2	0	0	2	13	13.0	
Nevada	11/26/20	20	4	10	.400	2	6	.333	3	4	.750	0	0	0	1.0	2	0	1	2	0	3	13	13.0	
North Dakota State	11/28/20	17	1	4	.250	0	3	.000	2	2	1.000	0	4	4	2.0	1	0	2	1	0	0	4	10.0	
South Dakota	12/1/20	23	4	11	.364	2	7	.286	1	2	.500	0	4	4	2.5	2	0	0	0	0	0	11	10.3	
Georgia Tech	12/9/20	29	7	9	.778	6	7	.857	0	0	.000	0	2	2	2.4	4	0	1	2	0	0	20	12.2	
at No. 8 Creighton	12/11/20	24	2	8	.250	1	5	.200	0	2	.000	0	1	1	2.2	0	0	2	2	1	0	5	11.0	
Doane	12/17/20	20	5	7	.714	2	3	.667	0	0	.000	1	2	3	2.3	1	0	2	0	0	1	12	11.1	
at No. 9 Wisconsin	12/22/20	14	0	3	.000	0	2	.000	0	0	.000	0	0	0	2.0	0	0	2	0	0	0	0	9.8	
No. 19 Michigan	12/25/20	13	0	3	.000	0	1	.000	0	0	.000	0	0	0	1.8	1	0	1	1	0	0	0	8.7	
at No. 25 Ohio State	12/30/20	21	1	8	.125	0	5	.000	0	0	.000	0	2	2	1.8	2	0	1	1	0	0	2	8.0	
No. 17 Michigan State	1/2/21	34	3	9	.333	2	5	.400	2	2	1.000	0	2	2	1.8	2	0	0	0	0	0	10	8.2	
Indiana	1/10/21	15	1	4	.250	1	2	.500	0	0	.000	0	0	0	1.7	1	0	0	0	0	0	3	7.8	
at Michigan State	2/6/21	24	1	6	.167	1	3	.333	1	3	.333	1	0	1	1.6	0	0	1	0	0	1	4	7.5	
Totals		0	277	34	89	.382	18	52	.346	11	17	.647	2	19	21	1.6	16	0	15	9	1	7	97	7.5

NOTING WEBSTER

- Graduate transfer who adds experience and playmaking ability in the guard spot
- Finished with four points and an assist in 24 minutes off the bench at Michigan State
- Had three points in 16 minutes off the bench against Indiana
- Broke out of a mini slump with 10 points, including a pair of 3-pointers, in 34 minutes vs. No. 17 Michigan State
- Tallied 12 points on 5-of-7 shooting and a pair of assists in 20 minutes against Doane
- Enjoyed a career night against Georgia Tech, hitting 7-of-9 shots from the floor, including a career-high six 3-pointers, as part of a 20-point night
- Came off the bench and had 11 points and four boards in 22 minutes against South Dakota
- Totaled 13 points, including a pair of 3-pointers, in 20 minutes off the bench against Nevada
- Made a strong debut with 13 points on 5-of-7 shooting, two assists and two steals against McNeese State
- Three-year starter at Western Illinois, starting 85 games and earning All-Summit League honors in 2019 and 2020
- Started 26 games at WIU in 2019-20, averaging 17.1 points, 3.6 assists and 3.2 rebounds per game en route to second-team all-conference honors
- Ranked among league leaders in scoring (sixth), assists (fifth) and assist-to-turnover ratio (1.72-to-1, fourth)
- Had six 20-point games, including a school-record 40-point performance against Omaha, in 2019-20
- Garnered second-team all-Summit League honors in 2018-19 after averaging 17.0 points, 4.0 rebounds and 3.1 assists per game, while finishing fifth in scoring, assist-to-turnover ratio and 3-pointers per game
- Attended Park Tudor School in Indianapolis, helping the school to a pair of state titles in 2014 and 2015 with college standouts Jaren Jackson Jr. (Michigan State) and Trevon Bluiett (Xavier)
- Started three seasons at Park Tudor, averaging 16 points, four rebounds and four assists per game as a senior to earn third-team all-state by the AP
- Invited to the Indiana's Top 60 showcase following a junior campaign when he averaged 14.5 points and 3.7 assists per game
- Played his AAU ball with the Indiana Elite, winning a national championship in 2015
- Graduated with a degree in management in three years and was a first-team Academic All-District pick in 2019
- Pursuing a master's degree in higher education administration at Nebraska

MISC. STATS

Category	2020-21	Career
Double-Figure Scoring	6	78
Double-Figure Rebounding	0	1
Double-Figure Assists	0	0
Double-Doubles	0	1
Led NU in Scoring	1	1
Led NU in Rebounding	0	0
Led NU in Assists	0	0
20+ Point Games	1	25
30+ Point Games	0	1
40+ Point Games	0	1

*-Includes Western Illinois

TOP PERFORMANCES OF 2020-21

Category	No.	Opponent (Date)
Points	20	Georgia Tech (12/9)
	13	McNeese State (11/25)
	13	Nevada (11/26)
Rebounds	4	North Dakota State (11/28)
	4	South Dakota (12/1)
Assists	2	North Dakota State (11/28)
	2	McNeese State (11/25)
	2	Doane (12/17)
	2	at Wisconsin (12/22)
Steals	3	Nevada (11/26)
	2	McNeese State (11/25)



#11 LAT MAYEN | 6-9 | 205 | Jr. | F | Adelaide, Australia

CAREER STATS

Year	GP	GS	Min	Avg	Total										Rebounds				PF	FO	Ast	TO	Blk	Stl	Pts	Avg
					FG	FGA	Pct	3FG	3FGA	Pct	FT	FTA	Pct	Off	Def	Tot	Avg									
2018-19*	17	0	134	7.9	11	26	.423	7	20	.350	7	9	.778	5	16	21	1.2	14	0	4	11	4	4	36	2.1	
2020-21	13	13	301	23.2	34	94	.362	21	67	.313	9	14	.643	16	45	61	4.7	35	1	9	20	9	6	98	7.5	
TOTAL	13	13	301	23.2	34	94	.362	21	67	.313	9	14	.643	16	45	61	4.7	35	1	9	20	9	6	98	7.5	
All*	30	13	435	14.5	45	120	.375	28	87	.322	16	23	.696	21	61	82	2.7	49	1	13	31	13	10	134	4.5	

*-Statistics from TCU

2020-21 GAME BY GAME

Opponent	Date	GS	Min	TOTAL			3-PTS			FT	FTA	Pct	REBOUNDS				PF	FO	A	TO	Blk	Stl	Pts	Avg	
				FG	FGA	Pct	3FG	FGA	Pct				Off	Def	Tot	Avg									
McNeese State	11/25/20	*	24	5	11	.455	3	7	.429	0	0	.000	3	3	6	6.0	2	0	1	1	0	0	13	13.0	
Nevada	11/26/20	*	27	2	9	.222	2	9	.222	1	3	.333	0	5	5	5.5	4	0	1	1	0	1	7	10.0	
North Dakota State	11/28/20	*	22	4	7	.571	3	6	.500	1	2	.500	1	3	4	5.0	3	0	1	1	0	0	12	10.7	
South Dakota	12/1/20	*	31	2	8	.250	2	4	.500	0	0	.000	4	8	12	6.8	2	0	4	4	1	1	6	9.5	
Georgia Tech	12/9/20	*	27	2	5	.400	1	3	.333	2	2	1.000	1	3	4	6.2	4	0	0	2	0	0	7	9.0	
at No. 8 Creighton	12/11/20	*	18	0	1	.000	0	1	.000	2	2	1.000	0	4	4	5.8	4	0	1	3	0	0	2	7.8	
Doane	12/17/20	*	18	2	8	.250	0	4	.000	0	1	.000	3	3	6	5.9	0	0	1	0	1	0	4	7.3	
at No. 9 Wisconsin	12/22/20	*	28	2	9	.222	0	6	.000	1	2	.500	1	1	2	5.4	1	0	0	1	3	2	5	7.0	
No. 19 Michigan	12/25/20	*	21	1	4	.250	0	2	.000	0	0	.000	0	3	3	5.1	4	0	0	2	2	1	2	6.4	
at No. 25 Ohio State	12/30/20	*	21	2	8	.250	1	6	.167	2	2	1.000	1	1	2	4.8	1	0	0	1	0	0	7	6.5	
No. 17 Michigan State	1/2/21	*	15	3	5	.600	2	3	.667	0	0	.000	0	3	3	4.6	5	1	0	1	1	1	8	6.6	
Indiana	1/10/21	*	25	5	9	.556	5	9	.556	0	0	.000	1	5	6	4.8	4	0	0	1	0	0	15	7.3	
at Michigan State	2/6/21	*	25	4	10	.400	2	7	.286	0	0	.000	1	3	4	4.7	1	0	0	2	1	0	10	7.5	
Totals			13	301	34	94	.362	21	67	.313	9	14	.643	16	45	61	4.7	35	1	9	20	9	6	98	7.5

NOTING MAYEN

- Junior college transfer who has impressed coaches with his shooting and work ethic
- Finished with 10 points and four boards at Michigan State
- Put up a career-high 15 points, including 5-of-9 from 3-point range, and six boards vs. Indiana
- Played just 15 minutes before fouling out, but had eight points, three boards and a blocked shot vs. No. 17 MSU
- Had seven points and two boards in 21 minutes at No. 25 Ohio State
- Totaled five points, two boards and a career-high three blocked shots at No. 9 Wisconsin
- Grabbed a career-high 12 boards and dished out a personal best four assists in 31 minutes vs. South Dakota
- Reached double figures for the second time with 12 points, including a trio of 3-pointers, and four rebounds against North Dakota State
- Had seven points and five rebounds in a loss to Nevada
- Finished with a career-high 13 points, including a trio of 3-pointers, and six boards against McNeese State
- Rated the No. 18 JUCO nationally in 2019-20 at Chipola (Fla.) College, as he averaged 11.8 points, 8.4 rebounds and 2.7 assists per game
- Shot 38 percent from 3-point range while posting eight double-doubles on the year
- Played in 17 games at TCU in 2018-19 before a knee injury ended his redshirt freshman season
- Averaged 2.1 points and 1.2 rebounds per game off the bench, highlighted by a 12-point, six-rebound effort against West Virginia
- Was one of the top recruits in Australia in the 2017 class, as he was a four-star recruit and the No. 2 ranked player in Australia by AUSA Hoops
- Was a member of the Australian National Program, playing in the 2016 Albert Schweitzer Tournament in Germany on the U18 team and was in the U19 National Team program.
- Averaged 12.0 points, 5.3 rebounds and 0.8 assists for Basketball Australia Centre of Excellence during the 2016-17 season, shooting 39.5 percent from 3-point range

MISC. STATS

Category	2020-21	Career
Double-Figure Scoring	4	5
Double-Figure Rebounding	1	1
Double-Figure Assists	0	0
Double-Doubles	0	0
Led NU in Scoring	0	0
Led NU in Rebounding	2	2
Led NU in Assists	1	1
20+ Point Games	0	0
30+ Point Games	0	0

TOP PERFORMANCES OF 2020-21

Category	No.	Opponent (Date)
Points	15	Indiana (1/10)
	13	McNeese State (11/25)
	12	North Dakota State (11/28)
Rebounds	12	South Dakota (12/1)
	6	Indiana (1/10)
	6	Doane (12/17)
	6	McNeese State (11/25)
Assists	4	South Dakota (12/1)



#13 DERRICK WALKER | 6-8 | 232 | Jr. | F | Kansas City, Mo.

CAREER STATS

Year	GP	GS	Min	Avg	Total					Rebounds				PF	FO	Ast	TO	Blk	Stl	Pts	Avg				
					FG	FGA	Pct	3FG	3FGA	Pct	FT	FTA	Pct									Off	Def	Tot	Avg
2017-18*	34	0	299	8.8	28	47	.596	0	0	.000	10	25	.400	29	46	75	2.2	43	0	9	21	7	3	66	1.9
2018-19*	30	0	160	5.3	10	19	.526	0	0	.000	5	19	.263	8	24	32	1.1	28	0	7	6	3	6	25	0.8
2020-21	2	2	50	25.0	6	9	.667	0	0	.000	2	4	.500	0	7	7	3.5	7	0	3	4	3	3	14	7.0
TOTAL	2	2	50	25.0	6	9	.667	0	0	.000	2	4	.500	0	7	7	3.5	7	0	3	4	3	3	14	7.0
All*	66	2	509	7.7	44	75	.587	0	0	.000	17	48	.354	37	77	114	1.7	78	0	19	31	13	12	105	1.6

* Statistics from Tennessee

2020-21 GAME BY GAME

Opponent	Date	GS	Min	TOTAL			3-PTS			REBOUNDS			PF	FO	A	TO	Blk	Stl	Pts	Avg				
				FG	FGA	Pct	3FG	FGA	Pct	FT	FTA	Pct									Off	Def	Tot	Avg
McNeese State	11/25/20		DNP																					
Nevada	11/26/20		DNP																					
North Dakota State	11/28/20		DNP																					
South Dakota	12/1/20		DNP																					
Georgia Tech	12/9/20		DNP																					
at No. 8 Creighton	12/11/20		DNP																					
Doane	12/17/20		DNP																					
No. 9 Wisconsin	12/22/20		DNP																					
No. 19 Michigan	12/25/20		DNP																					
at No. 25 Ohio State	12/30/20		DNP																					
No. 17 Michigan State	1/2/21		DNP																					
Indiana	1/10/21	*	26	5	7	.714	0	0	.000	0	0	.000	0	3	3	3.0	3	0	1	3	1	2	10	10.0
at Michigan State	2/6/21	*	24	1	2	.500	0	0	.000	2	4	.500	0	4	4	3.5	4	0	2	1	2	1	4	7.0
Totals		2	50	6	9	.667	0	0	.000	2	4	.500	0	7	7	3.5	7	0	3	4	3	3	14	7.0

NOTING WALKER


- Walker sat out the 2019-20 season after transferring from Tennessee and made his debut against Indiana on Jan. 11
- Battled foul trouble at Michigan State finishing with four points and four boards in 23 minutes
- Started against Indiana and totaled 10 points on 5-of-7 shooting and three boards in 26 minutes of work
- Missed NU's first 11 games after an NCAA suspension dating back from his time at Tennessee
- Was named to the Tom Osborne Citizenship Team in 2019-20 and was selected to represent Nebraska at the Black Student-Athlete Summit in Austin, Texas, in January of 2020
 - Played in 30 games at Tennessee in 2018-19 as the Volunteers reached the NCAA Sweet 16
- Helped the Volunteers to an SEC title in 2017-18, playing in 34 games and averaging 1.9 points and 2.2 rebounds per outing
 - A four-star prospect by ESPN who played at Sunrise (Kan.) Christian Academy, averaging 14 points and seven rebounds per game in 2016-17
 - Played on MOKAN Elite AAU program with NBA first-round picks Trae Young and Michael Porter Jr.
 - Spent freshman-junior years at Raytown High School, the alma mater of former Husker great and current Los Angeles Clippers Coach Tyronn Lue

MISC. STATS

Category	2020-21	Career
Double-Figure Scoring	1	1
Double-Figure Rebounding	0	0
Double-Figure Assists	0	0
Double-Doubles	0	0
Led NU in Scoring	0	0
Led NU in Rebounding	0	0
Led NU in Assists	0	0
20+ Point Games	0	0
30+ Point Games	0	0

TOP PERFORMANCES OF 2020-21

Category	No.	Opponent (Date)
Points	10	Indiana (1/10)
	4	at Michigan State (2/6)
Rebounds	4	at Michigan State (2/6)
	3	Indiana (1/10)
Assists	2	at Michigan State (2/6)
	1	Indiana (1/10)


#14 TREVOR LAKES | 6-7 | 215 | Sr. | F | Lebanon, Ind.

CAREER STATS

Year	GP	GS	Min	Avg	Total					Rebounds					PF	FO	Ast	TO	Blk	Stl	Pts	Avg			
					FG	FGA	Pct	3FG	3FGA	Pct	FT	FTA	Pct	Off									Def	Tot	Avg
2017-18*	28	3	378	13.5	53	118	.449	47	104	.452	4	7	.571	9	43	52	1.9	43	0	12	14	6	12	157	5.6
2018-19*	25	25	751	30.0	119	278	.428	87	219	.397	27	32	.844	17	121	138	5.5	55	0	21	19	17	8	352	14.1
2019-20*	30	28	966	32.2	157	354	.444	101	254	.398	55	69	.797	25	162	187	6.2	60	0	29	27	18	20	470	15.7
2020-21	5	0	72	14.4	7	15	.467	6	13	.462	0	1	.000	2	11	13	2.6	2	0	2	0	1	1	20	4.0
TOTAL	5	0	72	14.4	7	15	.467	6	13	.462	0	1	.000	2	11	13	2.6	2	0	2	0	1	1	20	4.0
All*	88	56	2167	24.6	336	765	.439	241	590	.408	86	109	.789	53	337	390	4.4	160	0	64	60	42	41	999	11.4

* Statistics from University of Indianapolis

2020-21 GAME BY GAME

Opponent	Date	GS	Min	TOTAL			3-PTS			FT	FTA	Pct	REBOUNDS				PF	FO	A	TO	Blk	Stl	Pts	Avg		
				FG	FGA	Pct	3FG	FGA	Pct				Off	Def	Tot	Avg										
McNeese State	11/25/20		DNP																							
Nevada	11/26/20		DNP																							
North Dakota State	11/28/20		DNP																							
South Dakota	12/1/20		DNP																							
Georgia Tech	12/9/20		DNP																							
at No. 8 Creighton	12/11/20		DNP																							
Doane	12/17/20	26		4	5	.800	4	5	.800	0	1	.000	1	5	6	6.0	0	0	2	0	0	0	0	12	12.0	
at No. 9 Wisconsin	12/22/20	17		0	2	.000	0	1	.000	0	0	.000	0	3	3	4.5	1	0	0	0	1	0	0	0	6.0	
No. 19 Michigan	12/25/20	12		1	3	.333	1	3	.333	0	0	.000	0	1	1	3.3	0	0	0	0	0	0	0	3	5.0	
at No. 25 Ohio State	12/30/20	14		2	5	.400	1	4	.250	0	0	.000	1	1	2	3.0	1	0	0	0	0	1	5	5.0		
No. 17 Michigan State	1/2/21	3		0	0	.000	0	0	.000	0	0	.000	0	1	1	2.6	0	0	0	0	0	0	0	4.0		
Indiana	1/10/21		DNP																							
at Michigan State	2/6/21		DNP																							
Totals		0	72	7	15	.467	6	13	.462	0	1	.000	2	11	13	2.6	2	0	2	0	1	1	1	20	4.0	

NOTING LAKES


- Transfer from Division II University of Indianapolis who was ruled eligible on Dec. 17
- Played just three minutes in the loss to No. 17 Michigan State on Jan. 2
- Had five points and two boards in 14 minutes at No. 25 Ohio State
- Had three points in 12 minutes off the bench against No. 19 Michigan
- Went scoreless, but grabbed three boards and blocked a shot in 16 minutes at No. 9 Wisconsin
- Made an immediate impact, hitting 4-of-5 shots from 3-point range and adding six rebounds against Doane
- Averaged 15.7 points and 6.2 rebounds per game last season while leading his conference in 3-pointers per game (3.4/gm) for the second straight year, helping Indianapolis to a 24-6 record and a No. 1 seed in the 2020 NCAA Division II Regional Tournament
 - Collected All-GLVC honors as a sophomore in 2018-19, as he led the team in scoring at 14.1 ppg, while pulling down 5.5 rebounds per contest. Lakes paced the conference with 3.5 3-pointers per game and shot 39.7 percent from 3-point range, while ranking among conference leaders in scoring (11th) and rebounding (12th)
 - Played at Lebanon High School, averaging 22.5 points, 6.7 rebounds and 1.5 blocks per game as a senior en route to earning IBCA Honorable Mention All-State honors

MISC. STATS

Category	2020-21	Career
Double-Figure Scoring	1	52
Double-Figure Rebounding	0	2
Double-Figure Assists	0	0
Double-Doubles	0	2
Led NU in Scoring	0	0
Led NU in Rebounding	0	0
Led NU in Assists	0	0
20+ Point Games	0	15
30+ Point Games	0	0

TOP PERFORMANCES OF 2020-21

Category	No.	Opponent (Date)
Points	12	Doane (12/17)
	5	at Ohio State (12/30)
	3	Michigan (12/25)
Rebounds	6	Doane (12/17)
	3	at Wisconsin (12/22)
Assists	2	Doane (12/17)



#21 JACE PIATKOWSKI | 6-3 | 184 | R-Fr. | G | Omaha, Neb.

CAREER STATS

Year	GP	GS	Min	Avg	Total					Rebounds					PF	FO	Ast	TO	Blk	Stl	Pts	Avg		
					FG	FGA	Pct	3FG	3FGA	Pct	FT	FTA	Pct	Off									Def	Tot
2020-21	3	0	8	2.7	1	1	1.000	1	1	1.000	0	0	.000	1	0	1	0.3	0	0	0	0	0	3	1.0
TOTAL	3	0	8	2.7	1	1	1.000	1	1	1.000	0	0	.000	1	0	1	0.3	0	0	0	0	0	3	1.0

2020-21 GAME BY GAME

Opponent	Date	GS	Min	TOTAL			3-PTS			REBOUNDS			PF	FO	A	TO	Blk	Stl	Pts	Avg			
				FG	FGA	Pct	3FG	FGA	Pct	FT	FTA	Pct									Off	Def	Tot
McNeese State	11/25/20		4	1	1	1.000	1	1	1.000	0	0	.000	0	0	0	0.0	0	0	0	0	3	3.0	
Nevada	11/26/20		DNP																				
North Dakota State	11/28/20		2	0	0	.000	0	0	.000	0	0	.000	1	0	1	0.5	0	0	0	0	0	1.5	
South Dakota	12/1/20		DNP																				
Georgia Tech	12/9/20		DNP																				
at No. 8 Creighton	12/11/20		2	0	0	.000	0	0	.000	0	0	.000	0	0	0	0.3	0	0	0	0	0	1.0	
Doane	12/17/20		DNP																				
No. 9 Wisconsin	12/22/20		DNP																				
No. 19 Michigan	12/25/20		DNP																				
at No. 25 Ohio State	12/30/20		DNP																				
No. 17 Michigan State	1/2/21		DNP																				
Indiana	1/10/21		DNP																				
at Michigan State	2/6/21		DNP																				
Totals		0	8	1	1	1.000	1	1	1.000	0	0	.000	1	0	1	0.3	0	0	0	0	0	3	1.0

NOTING PIATKOWSKI

- Made his debut and hit a 3-pointer in four minutes against McNeese State
- Played the final 1:43 at Creighton, but had no stats
- Walk-on who redshirted during the 2019-20 season
- Played at Elkhorn South, averaging 18.6 points and 3.3 rebounds per game as a senior, highlighted by a 36-point performance against Lincoln High, to earn honorable-mention all-state honors from the Omaha World-Herald
- Was AAU teammates with fellow Huskers Akol Arop and Bret Porter
- His father (Eric) played at Nebraska from 1991-94 and spent 14 years in the NBA
- The elder Piatkowski ranks second in school history with 1,934 points and was a two-time All-Big Eight pick and 1994 Big Eight Tournament MVP

MISC. STATS

Category	2020-21	Career
Double-Figure Scoring	0	0
Double-Figure Rebounding	0	0
Double-Figure Assists	0	0
Double-Doubles	0	0
Led NU in Scoring	0	0
Led NU in Rebounding	0	0
Led NU in Assists	0	0
20+ Point Games	0	0
30+ Point Games	0	0

TOP PERFORMANCES OF 2020-21

Category	No.	Opponent (Date)
Points	3	McNeese State (11/25)
Rebounds	1	North Dakota State (11/28)
Assists	NA	



#24 YVAN OUEDRAOGO | 6-9 | 245 | So. | F | Bordeaux, France

CAREER STATS

Year	GP	GS	Min	Avg	Total					Rebounds				PF	FO	Ast	TO	Blk	Stl	Pts	Avg				
					FG	FGA	Pct	3FG	3FGA	Pct	FT	FTA	Pct									Off	Def	Tot	Avg
2019-20	32	30	682	21.3	70	168	.417	0	0	.000	41	86	.477	90	113	203	6.3	52	0	15	48	9	13	181	5.7
2020-21	12	4	237	19.8	22	48	.458	0	0	.000	16	35	.457	31	33	64	5.3	22	0	6	7	9	6	60	5.0
TOTAL	44	34	919	20.9	92	216	.426	0	0	.000	57	121	.471	121	146	267	6.1	74	0	21	55	18	19	241	5.5

2020-21 GAME BY GAME

Opponent	Date	GS	Min	TOTAL			3-PTS			FT	FTA	Pct	REBOUNDS				PF	FO	A	TO	Blk	Stl	Pts	Avg
				FG	FGA	Pct	3FG	FGA	Pct				Off	Def	Tot	Avg								
McNeese State	11/25/20		23	3	12	.250	0	0	.000	3	5	.600	3	4	7	7.0	2	0	0	1	0	2	9	9.0
Nevada	11/26/20		15	0	1	.000	0	0	.000	2	3	.667	3	0	3	5.0	4	0	1	1	0	1	2	5.5
North Dakota State	11/28/20		19	2	5	.400	0	0	.000	0	2	.000	5	2	7	5.7	1	0	0	0	1	0	4	5.0
South Dakota	12/1/20		18	1	1	1.000	0	0	.000	0	0	.000	1	4	5	5.5	2	0	0	0	2	0	2	4.3
Georgia Tech	12/9/20		12	0	1	.000	0	0	.000	0	0	.000	1	0	1	4.6	0	0	0	0	0	0	0	3.4
at No. 8 Creighton	12/11/20		18	1	3	.333	0	0	.000	2	3	.667	2	2	4	4.5	3	0	2	1	2	0	4	3.5
Doane	12/17/20		18	3	5	.600	0	0	.000	7	10	.700	4	9	13	5.7	3	0	1	1	0	0	13	4.9
at No. 9 Wisconsin	12/22/20	*	24	3	4	.750	0	0	.000	0	0	.000	2	4	6	5.8	2	0	1	0	2	1	6	5.0
No. 19 Michigan	12/25/20	*	30	3	4	.750	0	0	.000	0	3	.000	3	3	6	5.8	4	0	1	0	1	0	6	5.1
at No. 25 Ohio State	12/30/20	*	21	1	3	.333	0	0	.000	2	4	.500	3	2	5	5.7	1	0	0	1	1	0	4	5.0
No. 17 Michigan State	1/2/21	*	26	3	5	.600	0	0	.000	0	2	.000	3	1	4	5.5	0	0	0	2	0	1	6	5.1
Indiana	1/10/21		DNP																					
at Michigan State	2/6/21		14	2	4	.500	0	0	.000	0	3	.000	1	2	3	5.3	0	0	0	0	0	1	4	5.0
Totals		4	237	22	48	.458	0	0	.000	16	35	.457	31	33	64	5.3	22	0	6	7	9	6	60	5.0

NOTING OUEDRAOGO

- Spent most of the summer in France during the pandemic and worked on his body, losing nearly 20 pounds and working on his explosiveness
- Had four points and three boards in 13 minutes at Michigan State after missing the Indiana game because of Big Ten protocol
- Tallied six points and four boards in 26 minutes vs. No. 17 Michigan State
- Held to four points and five boards in 21 minutes at No. 25 Ohio State
- Had six points and six boards in 29 minutes against No. 19 Michigan
- Made his first start of the season at No. 9 Wisconsin, finishing with six points, six boards and two blocked shots
- Scored a career-high 13 points and added 13 boards in 18 minutes of work against Doane for his first double-double of the season
- Had two points, five boards and two blocked shots in 18 minutes against South Dakota, posting a team-best +15 plus/minus ratio
- Grabbed seven boards in 18 minutes against North Dakota State
- Totaled nine points and seven boards in 24 minutes off the bench against McNeese State
- Started 30 games as a 17-year-old, averaging 5.7 points and a team-high 6.3 rebounds per game in 2019-20, ranking third among Big Ten freshmen in rebounding
- Set school freshman marks for season rebounds (203) and double-doubles (three)
- Established a school freshman single-game record with 19 rebounds against Northwestern on March 1, 2020, breaking the previous mark of 17 set two other times
- Made significant strides, averaging 6.8 points and 7.6 rebounds per game over the Huskers' final nine games, including two of his three double-doubles
- Spent the summer of 2019 playing for the French U-18 National Team, helping France to a 6-1 record and fifth-place finish at the European Championships
- Attended the National Institute of Sport, Expertise and Performance (INSEP), a program which produced Clint Capela, Boris Diaw and Tony Parker, among others
- Represented France in the 2018 FIBA U-16 European Championships, when he averaged 12.7 points and 9.7 rebounds per game to earn team MVP honors

MISC. STATS

Category	2020-21	Career
Double-Figure Scoring	1	7
Double-Figure Rebounding	1	7
Double-Figure Assists	0	0
Double-Doubles	1	4
Led NU in Scoring	0	0
Led NU in Rebounding	3	15
Led NU in Assists	0	0
20+ Point Games	0	0
30+ Point Games	0	0

TOP PERFORMANCES OF 2020-21

Category	No.	Opponent (Date)
Points	13	Doane (12/17)
	9	McNeese State (11/25)
Rebounds	13	Doane (12/17)
	7	McNeese State (11/25)
	7	North Dakota State (11/28)
Blocks	2	South Dakota (12/1)
	2	at Creighton (12/11)
	2	at Wisconsin (12/22)



#34 THORIR THORBJARNARSON | 6-6 | 202 | Sr. | G | Reykjavik, Iceland

CAREER STATS

Year	GP	GS	Min		Total			3FG			FTA			Rebounds				PF	FO	Ast	TO	Blk	Stl	Pts	Avg
			Min	Avg	FG	FGA	Pct	3FG	3FGA	Pct	FT	FTA	Pct	Off	Def	Tot	Avg								
2017-18	9	0	19	2.1	3	7	.429	2	5	.400	0	0	.000	1	3	4	0.4	4	0	3	1	0	1	8	0.9
2018-19	25	7	307	12.3	19	56	.339	4	23	.174	8	12	.667	10	43	53	2.1	25	0	29	13	5	14	50	2.0
2019-20	32	24	935	29.2	100	221	.452	48	129	.372	32	41	.780	18	134	152	4.8	66	1	42	47	4	36	280	8.8
2020-21	13	7	294	22.6	16	52	.308	6	29	.207	4	6	.667	7	33	40	3.1	24	0	16	13	0	11	42	3.2
TOTAL	79	38	1555	19.7	138	336	.411	60	186	.323	44	59	.746	36	213	249	3.2	119	1	90	74	9	62	380	4.8

2020-21 GAME BY GAME

Opponent	Date	GS	Min	TOTAL			3-PTS			FT	FTA	Pct	REBOUNDS				PF	FO	A	TO	Blk	Stl	Pts	Avg	
				FG	FGA	Pct	3FG	FGA	Pct				Off	Def	Tot	Avg									
McNeese State	11/25/20	*	26	3	9	.333	2	5	.400	0	0	.000	1	1	2	2.0	0	0	1	1	0	1	8	8.0	
Nevada	11/26/20	*	28	0	4	.000	0	4	.000	0	0	.000	0	4	4	3.0	3	0	2	0	0	1	0	4.0	
North Dakota State	11/28/20	*	29	1	5	.200	1	4	.250	0	0	.000	0	3	3	3.0	3	0	1	0	0	3	3	3.7	
South Dakota	12/1/20	*	22	0	2	.000	0	1	.000	0	0	.000	1	2	3	3.0	1	0	0	2	0	1	0	2.8	
Georgia Tech	12/9/20	*	34	1	4	.250	0	1	.000	0	0	.000	4	3	7	3.8	1	0	5	1	0	1	2	2.6	
at No. 8 Creighton	12/11/20	*	32	3	5	.600	2	3	.667	0	0	.000	0	6	6	4.2	1	0	3	4	0	0	8	3.5	
Doane	12/17/20	*	16	3	7	.429	0	3	.000	2	2	1.000	0	2	2	3.9	0	0	0	0	0	0	8	4.1	
at No. 9 Wisconsin	12/22/20		25	1	6	.167	1	5	.200	1	2	.500	0	2	2	3.6	3	0	2	2	0	1	4	4.1	
No. 19 Michigan	12/25/20		18	0	0	.000	0	0	.000	0	0	.000	1	1	2	3.4	3	0	0	0	0	0	0	3.7	
at No. 25 Ohio State	12/30/20		24	1	3	.333	0	2	.000	0	0	.000	0	5	5	3.6	4	0	0	2	0	2	2	3.5	
No. 17 Michigan State	1/2/21		23	1	4	.250	0	1	.000	1	2	.500	0	2	2	3.5	3	0	2	0	0	0	3	3.5	
Indiana	1/10/21		11	0	0	.000	0	0	.000	0	0	.000	0	2	2	3.3	0	0	0	0	0	0	0	3.2	
at Michigan State	2/6/21		14	2	3	.667	0	0	.000	0	0	.000	0	0	0	3.1	2	0	0	1	0	1	4	3.2	
Totals			7	294	16	52	.308	6	29	.207	4	6	.667	7	33	40	3.1	24	0	16	13	0	11	42	3.2

NOTING THORBJARNARSON

- Returning starter who can fill a variety of roles and doesn't need to score to make a positive impact on games
- Had four points and a steal in 14 minutes at Michigan State
- Grabbed a pair of rebounds in 11 minutes off the bench against Indiana
- Had three points, two boards and a pair of assists in 23 minutes vs. No. 17 Michigan State
- Totaled two points, five boards and a pair of steals at No. 25 Ohio State
- Came off the bench against Wisconsin, finishing with four points, two boards and two assists in 25 minutes
- Finished with eight points and two boards in 16 minutes against Doane
- Matched season high with eight points on 3-of-5 shooting, along with six boards and three assists at No. 8 Creighton
- Set season highs in both rebounds (seven) and assists (five) in 34 minutes against Georgia Tech
- Had three assists and a steal in 22 minutes against South Dakota
- Had three points, three steals and three rebounds in 28 minutes against Nevada
- Had eight points, including a pair of 3-pointers, against McNeese State while helping hold Dru Kuxhausen, who ranked among national 3-point leaders in 2019-20 to just 11 points on 4-of-11 shooting
 - Played in all 32 games, including 24 starts, in 2019-20 and averaged 8.8 points, 4.8 rebounds, 1.3 assists and 1.1 steals per game, finishing 10th in the Big Ten in steals and 14th in 3-point percentage (.372)
 - Reached double figures 13 times, including a trio of 17-point efforts (at Indiana, vs. Iowa, at Rutgers)
 - Started all 20 Big Ten games, averaging 10.6 ppg, while ranking second on the team in rebounding (5.5 rpg) and third in assists (1.7 apg)
- Played for the Icelandic National Team during the Games of the Small States of Europe in the summer of 2019, averaging 10 points per game
 - Was in the rotation during the second half of the 2018-19 season, playing in 25 contests, including seven starts
 - Nebraska's first scholarship player from Iceland and one of the few players from the nation on Division I teams
 - Played for KR Reykjavik in the Icelandic League for three years (2015-17), helping the team to three straight titles and a pair of Icelandic Cups in 2016 and 2017

MISC. STATS

Category	2020-21	Career
Double-Figure Scoring	0	13
Double-Figure Rebounding	0	1
Double-Figure Assists	0	0
Double-Doubles	0	0
Led NU in Scoring	0	2
Led NU in Rebounding	0	8
Led NU in Assists	1	4
20+ Point Games	0	0
30+ Point Games	0	0

TOP PERFORMANCES OF 2020-21

Category	No.	Opponent (Date)
Points	8	McNeese State (11/25)
	8	at Creighton (12/11)
	8	Doane (12/17)
Rebounds	7	Georgia Tech (12/9)
	6	at Creighton (12/11)
	5	at Ohio State (12/30)
Assists	5	Georgia Tech (12/9)
	3	at Creighton (12/11)
	2	Nevada (11/26)
	2	at Wisconsin (12/22)



#35 EDUARDO ANDRE | 6-10 | 228 | Fr. | F | London, England

CAREER STATS

Year	GP	GS	Min	Avg	Total					Rebounds					PF	FO	Ast	TO	Blk	Stl	Pts	Avg			
					FG	FGA	Pct	3FG	3FGA	Pct	FT	FTA	Pct	Off									Def	Tot	Avg
2020-21	6	0	30	5.0	6	7	.857	0	0	.000	3	5	.600	2	6	8	1.3	7	0	1	3	2	0	15	2.5
TOTAL	6	0	30	5.0	6	7	.857	0	0	.000	3	5	.600	2	6	8	1.3	7	0	1	3	2	0	15	2.5

2020-21 GAME BY GAME

Opponent	Date	GS	Min	TOTAL			3-PTS			REBOUNDS			PF	FO	A	TO	Blk	Stl	Pts	Avg					
				FG	FGA	Pct	3FG	FGA	Pct	FT	FTA	Pct									Off	Def	Tot	Avg	
McNeese State	11/25/20	DNP																							
Nevada	11/26/20	DNP																							
North Dakota State	11/28/20	DNP																							
South Dakota	12/1/20	DNP																							
Georgia Tech	12/9/20	DNP																							
at No. 8 Creighton	12/11/20	DNP																							
Doane	12/17/20		14	4	4	1.000	0	0	.000	1	2	.500	1	3	4	4.0	3	0	1	0	2	0	9	9.0	
at No. 9 Wisconsin	12/22/20		1	1	1	1.000	0	0	.000	0	0	.000	0	0	0	2.0	0	0	0	0	0	0	2	5.5	
No. 19 Michigan	12/25/20		4	0	1	.000	0	0	.000	1	2	.500	0	1	1	1.7	0	0	0	1	0	0	1	4.0	
at No. 25 Ohio State	12/30/20		7	1	1	1.000	0	0	.000	1	1	1.000	1	1	2	1.8	4	0	0	1	0	0	3	3.8	
No. 17 Michigan State	1/2/21		2	0	0	.000	0	0	.000	0	0	.000	0	1	1	1.6	0	0	0	1	0	0	0	3.0	
Indiana	1/10/21		2	0	0	.000	0	0	.000	0	0	.000	0	0	0	1.3	0	0	0	0	0	0	0	2.5	
at Michigan State	2/6/21	DNP																							
Totals			0	30	6	7	.857	0	0	.000	3	5	.600	2	6	8	1.3	7	0	1	3	2	0	15	2.5

NOTING ANDRE

- Freshman who provides size and shot-blocking ability for the Husker frontcourt, as he possesses a 7-foot-4 wingspan and has added 10 pounds since getting on campus in June
- Saw limited time against No. 17 Michigan State and against Indiana
- Finished with three points in seven minutes off the bench against Ohio State
- Had one point and a rebound in five minutes against No. 19 Michigan
- Played the final minute at No. 9 Wisconsin, making his only attempt against the Badgers
- Made his debut against Doane, finishing with nine points on 4-of-4 shooting, four rebounds and two blocked shots
- Missed Nebraska's first six games
- Three-star recruit who averaged 10.3 points, 9.8 rebounds and 3.9 blocked shots per game at AZ Compass Prep as a high school senior in 2019-20
- Moved to America prior to his sophomore season and spent two years at Woodrow Wilson High School in Dallas, averaging 12.3 points, 11.5 rebounds and 4.3 blocks per game and was named district defensive player of the year
- Was a late bloomer to the sport, as he did not start playing basketball competitively until he was 14 years old and grew up playing soccer
- Chose NU over offers from Illinois, Maryland and Texas A&M among others

MISC. STATS

Category	2020-21	Career
Double-Figure Scoring	0	0
Double-Figure Rebounding	0	0
Double-Figure Assists	0	0
Double-Doubles	0	0
Led NU in Scoring	0	0
Led NU in Rebounding	0	0
Led NU in Assists	0	0
20+ Point Games	0	0
30+ Point Games	0	0

TOP PERFORMANCES OF 2020-21

Category	No.	Opponent (Date)
Points	9	Doane (12/17)
	3	at Ohio State (12/30)
	2	at Wisconsin (12/22)
Rebounds	4	Doane (12/17)
	2	at Ohio State (12/30)
Assists	1	Doane (12/17)
Blocks	2	Doane (12/17)



#44 BRET PORTER | 6-5 | 228 | R-Fr. | F | Omaha, Neb.

CAREER STATS

Year	GP	GS	Min	Avg	Total					Rebounds																			
					FG	FGA	Pct	3FG	3FGA	Pct	FT	FTA	Pct	Off	Def	Tot	Avg	PF	FO	Ast	TO	Blk	Stl	Pts	Avg				
2020-21	3	0	7	2.3	0	0	.000	0	0	.000	0	0	.000	0	0	.000	0	1	1	0.3	1	0	0	1	1	0	0	0	0.0
TOTAL	3	0	7	2.3	0	0	.000	0	0	.000	0	0	.000	0	1	1	0.3	1	0	0	1	1	0	1	1	0	0	0.0	

2020-21 GAME BY GAME

Opponent	Date	GS	Min	TOTAL			3-PTS			FT	FTA	Pct	REBOUNDS				PF	FO	A	TO	Blk	Stl	Pts	Avg	
				FG	FGA	Pct	3FG	FGA	Pct				Off	Def	Tot	Avg									
McNeese State	11/25/20	3		0	0	.000	0	0	.000	0	0	.000	0	1	1	1.0	1	0	0	0	0	0	0	0	0.0
Nevada	11/26/20	DNP																							
North Dakota State	11/28/20	2		0	0	.000	0	0	.000	0	0	.000	0	0	0	0.5	0	0	0	0	1	0	0	0	0.0
South Dakota	12/1/20	DNP																							
Georgia Tech	12/9/20	DNP																							
at No. 8 Creighton	12/11/20	2		0	0	.000	0	0	.000	0	0	.000	0	0	0	0.3	0	0	0	1	0	0	0	0	0.0
Doane	12/17/20	DNP																							
No. 9 Wisconsin	12/22/20	DNP																							
No. 19 Michigan	12/25/20	DNP																							
at No. 25 Ohio State	12/30/20	DNP																							
No. 17 Michigan State	1/2/21	DNP																							
Indiana	1/10/21	DNP																							
at Michigan State	2/6/21	DNP																							
Totals		0	7	0	0	.000	0	0	.000	0	0	.000	0	1	1	0.3	1	0	0	1	1	0	0	0	0.0

NOTING PORTER

- Walk-on who redshirted during the 2019-20 season
- Made his collegiate debut with three minutes against McNeese State
- Blocked a shot in 1:37 of playing time in the win against North Dakota State
- Played the final 1:43 of the loss at No. 8 Creighton
- Returned from a torn ACL in June of 2018 to play as a senior, averaging 6.2 points and 4.4 rebounds as Millard North High School reached the district final in 2019
- Enjoyed a strong junior season, averaging 13.5 points and 7.5 rebounds per game for the Mustangs
- Was AAU teammates with fellow Huskers Akol Arop and Jace Piatkowski
- Is a fourth-generation athlete at Nebraska, as his father (Budge, 1975) grandfather (Mort, 1943, 1946-47) and great grandfather (Grove, 1913-15) all played football for the Cornhuskers

MISC. STATS

Category	2020-21	Career
Double-Figure Scoring	0	0
Double-Figure Rebounding	0	0
Double-Figure Assists	0	0
Double-Doubles	0	0
Led NU in Scoring	0	0
Led NU in Rebounding	0	0
Led NU in Assists	0	0
20+ Point Games	0	0
30+ Point Games	0	0

TOP PERFORMANCES OF 2020-21

Category	No.	Opponent (Date)
Points	NA	
Rebounds	1	McNeese State (11/25)
Assists	NA	



#45 DALANO BANTON | 6-9 | 204 | So. | G | Toronto, Ontario, Canada

CAREER STATS

Year	GP	GS	Total		FG		3FG		3FGA		FT		FTA		Pct		Rebounds				PF	FO	Ast	TO	Blk	Stl	Pts	Avg.
			Min	Avg	Pct	Pct	Pct	Pct	Pct	Off	Def	Tot	Avg															
2018-19*	31	12	469	15.1	39	97	.402	8	37	.216	19	34	.559	16	76	92	3.0	27	0	65	52	16	14	105	3.4			
2020-21	13	13	386	29.7	53	123	.431	11	41	.268	40	58	.690	17	71	88	6.8	25	1	62	30	13	16	157	12.1			
TOTAL	13	13	386	29.7	53	123	.431	11	41	.268	40	58	.690	17	71	88	6.8	25	1	62	30	13	16	157	12.1			
<i>All*</i>	<i>44</i>	<i>25</i>	<i>855</i>	<i>19.4</i>	<i>92</i>	<i>220</i>	<i>.418</i>	<i>19</i>	<i>78</i>	<i>.244</i>	<i>59</i>	<i>92</i>	<i>.641</i>	<i>33</i>	<i>147</i>	<i>180</i>	<i>4.1</i>	<i>52</i>	<i>1</i>	<i>127</i>	<i>82</i>	<i>29</i>	<i>30</i>	<i>262</i>	<i>6.0</i>			

* Statistics from Western Kentucky

2020-21 GAME BY GAME

Opponent	Date	GS	Min	TOTAL			3-PTS			FT	FTA	Pct	REBOUNDS				PF	FO	A	TO	Blk	Stl	Pts	Avg	
				FG	FGA	Pct	3FG	FGA	Pct				Off	Def	Tot	Avg									
McNeese State	11/25/20	*	22	4	7	.571	0	2	.000	6	8	.750	2	4	6	6.0	2	0	6	2	4	3	14	14.0	
Nevada	11/26/20	*	38	6	17	.353	3	11	.273	3	4	.750	2	5	7	6.5	1	0	5	1	1	1	18	16.0	
North Dakota State	11/28/20	*	30	4	7	.571	0	1	.000	4	5	.800	2	7	9	7.3	0	0	8	2	1	1	12	14.7	
South Dakota	12/1/20	*	27	3	7	.429	0	1	.000	4	5	.800	0	5	5	6.8	3	0	4	1	0	3	10	13.5	
Georgia Tech	12/9/20	*	36	6	15	.400	1	4	.250	4	5	.800	2	7	9	7.2	3	0	6	5	0	1	17	14.2	
at No. 8 Creighton	12/11/20	*	27	3	6	.500	2	4	.500	4	6	.667	1	6	7	7.2	1	0	1	3	0	2	12	13.8	
Doane	12/17/20	*	21	5	7	.714	1	2	.500	2	4	.500	2	9	11	7.7	1	0	10	2	3	1	13	13.7	
at No. 9 Wisconsin	12/22/20	*	35	5	12	.417	3	5	.600	2	2	1.000	0	8	8	7.8	1	0	4	2	0	0	15	13.9	
No. 19 Michigan	12/25/20	*	35	7	16	.438	1	2	.500	2	4	.500	1	4	5	7.4	1	0	3	2	0	2	17	14.2	
at No. 25 Ohio State	12/30/20	*	26	3	11	.273	0	4	.000	0	0	.000	1	7	8	7.5	1	0	0	2	1	1	6	13.4	
No. 17 Michigan State	1/2/21	*	33	1	3	.333	0	1	.000	5	6	.833	1	0	1	6.9	3	0	7	4	0	0	7	12.8	
Indiana	1/10/21	*	31	4	8	.500	0	2	.000	2	6	.333	2	4	6	6.8	3	0	7	0	1	0	10	12.6	
at Michigan State	2/6/21	*	25	2	7	.286	0	2	.000	2	3	.667	1	5	6	6.8	5	1	1	4	2	1	6	12.1	
Totals			13	386	53	123	.431	11	41	.268	40	58	.690	17	71	88	6.8	25	1	62	30	13	16	157	12.1

NOTING BANTON

- Talented guard who uses his combination of size, length and athleticism to create matchup problems for opponents, as he has a 6-11 wingspan
- Finished with six points and six rebounds at Michigan State
- Totaled 10 points, seven assists and six rebounds in the loss to Indiana
- Dished out seven assists and had seven points in 33 minutes against No. 17 Michigan State
- Reached double figures with 17 points, five rebounds and three assists vs. No. 19 Michigan
- Led Nebraska with 15 points, eight rebounds and four assists at No. 9 Wisconsin
- Posted his first career triple-double with 13 points, 11 rebounds and 10 assists in 21 minutes against Doane
- Totaled 12 points - all in the first half - and seven rebounds and a pair of steals against Creighton
- Tallied 17 points, nine boards and six assists in the loss to Georgia Tech
- Finished with 10 points, five rebounds, four assists and three steals vs. South Dakota
- Nearly posted a triple double against North Dakota State with 12 points, nine rebounds and eight assists
- Led NU with 18 points, five assists and seven boards in the loss to Nevada
- Filled the stat sheet in NU's win over McNeese State, totaling 14 points, six assists, six rebounds, four blocked shots and three steals in just 22 minutes of work
 - Transfer from Western Kentucky who sat out the 2019-20 season and has three years of eligibility remaining
 - Reclassified to the class of 2018 to play at Western Kentucky, where he averaged 3.4 points, 3.0 rebounds and 2.1 assists per game, posting a trio of double-figure performances
 - Made 12 starts and his best performance was a 13-rebound, 10-assist, eight-point effort in a win over No. 15 Wisconsin
 - Top 100 recruit (Rivals and 247Sports) who played at Redemption (N.Y.) Christian Academy and was named conference MVP in his final year at the school
 - Played in the BioSteel All-Canadian Game, finishing with 19 points on 9-of-16 shooting, eight rebounds and three steals
 - Wears #45 as a tribute to his Mount Olive neighborhood in Toronto, as the 45 Kipling bus was his transportation to school as a child

MISC. STATS

Category	2020-21	Career
Double-Figure Scoring	10	13
Double-Figure Rebounding	1	2
Double-Figure Assists	1	2
Double-Doubles	1	2
Triple-Doubles	1	1
Led NU in Scoring	2	2
Led NU in Rebounding	7	7
Led NU in Assists	10	10
20+ Point Games	0	0
30+ Point Games	0	0

TOP PERFORMANCES OF 2020-21

Category	No.	Opponent (Date)
Points	18	Nevada (11/26)
	17	Georgia Tech (12/9)
	17	Michigan (12/25)
Rebounds	11	Doane (12/17)
	9	North Dakota State (11/28)
	9	Georgia Tech (12/9)
Assists	10	Doane (12/17)
	8	North Dakota State (11/28)
	7	Michigan State (1/2)
	7	Indiana (1/10)
Steals	3	McNeese State (11/25)
	3	South Dakota (12/1)
Blocks	4	McNeese State (11/25)
	3	Doane (12/17)



#33 AKOL AROP | 6-5 | 203 | So. | F | Omaha, Neb.

CAREER STATS																										
Year	GP	GS	Min	Avg	Total							Rebounds							PF	FO	Ast	TO	Blk	Stl	Pts	Avg
					FG	FGA	Pct	3FG	3FGA	Pct	FT	FTA	Pct	Off	Def	Tot	Avg									
2019-20	21	0	114	5.4	9	16	.563	1	2	.500	3	7	.429	9	19	28	1.3	18	0	1	4	6	6	22	1.0	
TOTAL	21	0	114	5.4	9	16	.563	1	2	.500	3	7	.429	9	19	28	1.3	18	0	1	4	6	6	22	1.0	

NOTING AROP

- Will miss the entire 2020-21 season following knee surgery in early November.
- Played in 21 games as a true freshman, averaging 1.0 points and 1.3 rebounds per game.
- Came off the bench to grab four rebounds and block a pair of shots in a season-high 23 minutes vs. Indiana in the Big Ten Tournament
- Tied his season high with five points on 2-of-2 shooting, including his first career 3-pointer, at Minnesota
- Established season highs in points (five), rebounds (six) and minutes (20) at No. 25 Michigan
- 2019 Gatorade Player of the Year in Nebraska who averaged 19.4 points, 10.9 rebounds and 2.6 blocks per game as a senior at Omaha Creighton Prep High School
- First-team all-state selection by the Omaha World-Herald and Lincoln Journal Star after recording 19 double-doubles as a senior
- One of nine kids in the family, including older brother, Aguek, who plays basketball at San Diego State



#30 CHRIS MCGRAW | 6-0 | 170 | So. | G | Columbus, Ohio

CAREER STATS																										
Year	GP	GS	Min	Avg	Total							Rebounds							PF	FO	Ast	TO	Blk	Stl	Pts	Avg
					FG	FGA	Pct	3FG	3FGA	Pct	FT	FTA	Pct	Off	Def	Tot	Avg									
2018-19*	4	0	6	1.5	0	1	.000	0	0	.000	0	0	.000	0	0	0	0.0	0	0	2	0	0	0	0	0.0	
All	4	0	6	1.5	0	1	.000	0	0	.000	0	0	.000	0	0	0	0.0	0	0	2	0	0	0	0	0.0	

* Statistics from Ohio University

NOTING MCGRAW

- Walk-on who is sitting out this season after transferring from Division III Otterbein University, where he did not play last season because of injury
- Began his collegiate career at Ohio University in 2018-19, playing in four games and recording two assists in six minutes of action
- Was a teammate of Husker junior guard Trey McGowens at Hargrave Military in 2017-18, as the team went 33-4 and was ranked fourth nationally
- Played his high school basketball at Bishop Watterson High School for Coach Vince Lombardo, averaging 7.8 ppg as a senior and played all four years at the school

GAME 1: NEBRASKA 102, MCNEESE STATE 55

Official Basketball Box Score - Final
McNeese at Nebraska
 11/20/20 Pinnacle Bank Arena, Lincoln
 Nebraska vs. McNeese State

Game Time: 11:03 AM
 Game Duration: 1:57



McNeese - 55

Record: 0-1

Officials: John Higgins, Louis Garrison, Alfred Smith

NO.	Name	Min	FG	3P	FT	Rebounds	Fouls	TP	AS	TO	ST	Blocks	+	-
			M-A	M-A	M-A	OR DR TOT	PF					BS	BA	
2	KeyShawn Feazell	F 24:03	1-6	0-1	4-6	2 9 11	4 3	6	3	5	0	2	0	-29
23	Carlos Rosario	F 22:34	5-7	0-0	2-2	0 2 2	1 1	10	0	3	0	1	0	-27
0	Dru Kuxhausen	G 33:27	4-11	3-8	0-1	0 1 1	5 4	11	0	1	0	0	0	-40
3	Collin Warren	G 20:46	1-5	1-2	0-0	2 2 3	0 3	2	7	2	0	0	0	-26
12	A.J. Lawson	G 30:36	2-6	1-3	1-3	1 2 3	3 6	6	1	4	0	0	0	-40
45	Ra'Shawn Langston	G 29:53	4-9	2-5	0-0	1 1 2	3 0	10	3	1	1	0	0	-23
24	Chris Orlina	G 10:31	1-3	0-0	0-0	0 1 1	2 0	2	0	0	0	0	2	-15
15	Zach Scott	08:20	0-1	0-0	0-0	0 1 1	3 0	0	1	0	0	0	0	-8
1	Jeremy Harrell	1:39	3-7	0-2	1-2	3 4 7	1 1	7	0	2	0	2	0	-20
11	Myles Hutcherson	01:22	0-0	0-0	0-0	0 0 0	0 0	0	0	1	0	0	0	-1
5	Evan Palmquist	01:02	0-0	0-0	0-0	0 0 0	1 0	0	0	1	0	0	0	-6
Team						3 2 5	0	1						
Totals		21:55	7:22	6:14	12 23 35	26 15	55	10	27	3	5	4	-47	

Shooting By Period

1 st FG%	11-25	39.2%
3PT%	4-9	44.4%
FT%	2-4	50%
2 nd FG%	10-27	37.0%
3PT%	3-13	23.1%
FT%	4-10	40%
GM FG%	21-55	38.2%
3PT%	7-22	31.8%
FT%	6-14	42.9%

Dead Ball Rebounds: 2-0

Nebraska - 102

Record: 1-0

Technical Fouls: NONE

NO.	Name	Min	FG	3P	FT	Rebounds	Fouls	TP	AS	TO	ST	Blocks	+	-
			M-A	M-A	M-A	OR DR TOT	PF					BS	BA	
11	Lat Mayen	F 23:50	5-11	3-7	0-0	3 3 6	2 2	13	1	1	0	0	0	24
0	Teddy Allen	G 23:35	6-10	1-2	1-3	1 4 5	2 3	14	2	2	3	0	0	30
2	Trey McGowens	G 19:11	5-9	2-2	2-3	1 2 3	3 3	14	3	2	3	0	0	28
34	Thorir Thorbjarnarson	G 25:56	3-9	2-5	0-0	1 1 2	0 1	8	1	1	1	0	0	12
45	Dalano Barton	G 21:39	4-7	0-2	6-8	2 4 6	2 7	14	6	2	3	4	0	20
10	Kobe Webster	23:35	5-7	1-3	0-0	2 2 4	0 3	13	2	0	2	0	0	31
24	Yuan Quedraogo	23:57	3-12	0-0	3-5	3 4 7	2 3	9	0	1	2	0	4	31
4	Shamiel Stevenson	22:06	4-4	0-0	5-8	3 3 6	4 4	14	2	0	2	0	0	28
3	Elijah Wood	09:01	0-2	0-2	0-0	2 2 0	0 0	0	2	0	0	0	0	10
21	Jace Piatkowski	03:58	1-1	1-1	0-0	0 0 0	0 0	3	0	0	0	0	0	8
44	Bret Porter	03:12	0-0	0-0	0-0	0 1 1	1 0	0	0	0	0	0	0	4
Team						3 2 5	0	1						
Totals		36:72	10:24	20:29	17 28 45	15 26	102	19	10	16	4	5	47	

Shooting By Period

1 st FG%	19-33	57.6%
3PT%	7-13	53.8%
FT%	5-10	50%
2 nd FG%	17-39	43.6%
3PT%	3-11	27.3%
FT%	15-19	78.9%
GM FG%	36-72	50.0%
3PT%	10-24	41.7%
FT%	20-29	69.0%

Dead Ball Rebounds: 5-0

Biggest lead

MSC

NEB

Points from Turnovers

MSC

NEB

Period by Period Scoring

Biggest lead	0 (1 st 20:00)	50 (2 nd 0:02)
Best Scoring Run	4 (2 nd 4:42)	17 (2 nd 9:01)
Lead Changes	0	0
Times Tied	1	0
Time with Lead	00:00	38:25
Points from Turnovers	MSC 9	NEB 43
Paint	MSC 26	NEB 50
Second Chance	MSC 6	NEB 12
Fast Breaks	MSC 2	NEB 29
Bench	MSC 19	NEB 39
Period by Period Scoring	1st 2nd TOT	MSC 28 27 55
	NEB 50 52 102	

GAME 2: NEVADA 69, NEBRASKA 66

Official Basketball Box Score - Final
Nevada at Nebraska
 11/20/20 Pinnacle Bank Arena, Lincoln
 Nevada vs. Nebraska

Game Time: 1:03 PM
 Game Duration: 2:09



Nevada - 69

Record: 2-0

Officials: John Higgins, Lewis Garrison, Alfred Smith

NO.	Name	Min	FG	3P	FT	Rebounds	Fouls	TP	AS	TO	ST	Blocks	+	-
			M-A	M-A	M-A	OR DR TOT	PF					BS	BA	
5	Warren Washington	F 14:17	1-1	0-0	0-2	1 3 4	3 2	2	0	2	0	0	0	-15
42	K.J. Hymes	F 17:04	2-3	0-0	4-4	2 6 8	5 3	8	1	5	0	0	0	0
4	Desmond Cambridge	G 34:51	7-17	2-11	2-2	0 5 5	4 2	18	1	3	1	0	0	8
11	Kane Milling	G 15:10	2-3	0-0	0-1	0 3 3	4 3	4	0	0	0	0	0	-2
25	Grant Sheffield	G 35:50	4-13	2-4	9-12	1 5 6	3 1	10	6	6	1	0	0	8
1	Robby Robinson	26:07	1-2	0-0	0-0	2 7 9	2 0	2	2	0	0	0	0	12
14	Tré Coleman	28:34	2-3	1-2	0-1	1 1 2	4 2	5	4	1	1	0	0	4
15	Zane Meeks	15:20	4-6	0-2	0-0	1 4 5	2 1	8	1	1	0	0	0	-2
3	Alam Huseinovic	08:58	1-2	1-2	0-0	1 1 2	1 0	3	0	0	0	0	0	-2
23	DeAndre Henry	03:49	0-0	0-0	0-0	0 3 3	1 1	0	0	0	0	0	0	4
Team						1 1 2	0	0						
Totals		24:50	6:21	15:22	10 39 49	27 24	69	12	21	3	1	1	3	

Shooting By Period

1 st FG%	14-27	51.9%
3PT%	4-12	33.3%
FT%	3-5	60%
2 nd FG%	10-23	43.5%
3PT%	2-9	22.2%
FT%	12-17	70.6%
GM FG%	24-50	48.0%
3PT%	6-21	28.6%
FT%	15-22	68.2%

Dead Ball Rebounds: 3-0

Nebraska - 66

Record: 1-1

Technical Fouls: NONE

NO.	Name	Min	FG	3P	FT	Rebounds	Fouls	TP	AS	TO	ST	Blocks	+	-
			M-A	M-A	M-A	OR DR TOT	PF					BS	BA	
11	Lat Mayen	F 26:49	2-9	2-9	1-3	0 5 5	4 3	7	1	1	1	0	0	13
0	Teddy Allen	G 28:16	3-11	2-7	9-13	4 2 6	3 7	17	1	0	5	0	1	-9
2	Trey McGowens	G 23:11	0-5	0-3	0-0	1 1 2	4 4	0	2	2	0	0	0	9
34	Thorir Thorbjarnarson	G 28:28	0-4	0-4	0-0	0 4 4	3 0	2	0	1	0	0	0	0
45	Dalano Barton	G 37:07	6-17	3-11	3-4	2 5 7	1 5	18	5	1	1	0	0	-1
4	Shamiel Stevenson	21:13	3-5	0-1	3-3	0 3 3	3 2	9	0	2	0	0	0	-10
10	Kobe Webster	19:41	4-10	2-6	3-4	0 0 0	0 0	2	3	1	3	0	0	-2
24	Yuan Quedraogo	15:17	0-1	0-0	2-3	3 0 3	4 3	2	1	1	1	0	0	-15
Team						1 0 1	0	0						
Totals		18:62	9:41	21:30	11 20 31	24 27	66	13	9	12	1	1	3	

Shooting By Period

1 st FG%	8-32	25.0%
3PT%	4-20	20.0%
FT%	9-14	64.3%
2 nd FG%	10-30	33.3%
3PT%	5-21	23.8%
FT%	12-16	75.0%
GM FG%	18-62	29.0%
3PT%	9-41	22.0%
FT%	21-30	70.0%

Dead Ball Rebounds: 3-0

Biggest lead	9 (1 st 0:26)	10 (2 nd 9:34)
Best Scoring Run	7 (1 st 12:25)	10 (2 nd 11:15)
Lead Changes	5	8
Times Tied	6	5
Time with Lead	16:40	18:29
Points from Turnovers	NWP 9	NEB 20
Paint	NWP 30	NEB 18
Second Chance	NWP 8	NEB 13
Fast Breaks	NWP 4	NEB 5
Bench	NWP 18	NEB 24
Period by Period Scoring	1st 2nd TOT	NWP 35 34 69
	NEB 29 37 66	

GAME 3: NEBRASKA 79, NORTH DAKOTA STATE 57

Official Basketball Box Score - Final
North Dakota St. at Nebraska
 11/20/20 Pinnacle Bank Arena, Lincoln
 North Dakota State vs. Nebraska

Game Time: 11:01 AM
 Game Duration: 1:56



North Dakota St. - 57

Record: 0-2

Officials: Brian O'Connell, Lewis Garrison, Kelly Pfeifer

NO.	Name	Min	FG	3P	FT	Rebounds	Fouls	TP	AS	TO	ST	Blocks	+	-
			M-A	M-A	M-A	OR DR TOT	PF					BS	BA	
34	Rocky Kreuzer	F 20:49	1-6	1-2	4-4	0 4 4	4 3	7	1	2	1	0	0	-20
3	Tyree Eady	G 28:21	3-10	1-4	0-0	4 9 13	1 2	7	1	5	0	0	0	-12
5	Sam Griessel	G 31:12	3-8	0-1	3-4	5 7 12	1 5	9	1	1	1	0	0	-20
11	Jarius Cook	G 29:49	3-12	1-6	0-0	2 1 3	1 0	7	3	2	0	1	0	-27
21														

GAME 5: GEORGIA TECH 75, NEBRASKA 64

Official Basketball Box Score - Final Georgia Tech at Nebraska

Game Time: 6:16 PM Game Duration: 2:08

Officials: D.J. Carstensen, Donnie Epley, Lewis Garrison

Georgia Tech - 75 Record: 2-2. Box score table with columns for NO. Name, Min, FG, 3P, FT, Rebounds, Fouls, TP, AS, TO, ST, Blocks, +/-.

Shooting By Period. 1st FG% 13-32 40.6%, 3PT% 3-14 21.4%, FT% 3-4 75%.

Dead Ball Rebounds: 2, 0

Nebraska - 64 Record: 3-2. Box score table with columns for NO. Name, Min, FG, 3P, FT, Rebounds, Fouls, TP, AS, TO, ST, Blocks, +/-.

Shooting By Period. 1st FG% 10-29 34.5%, 3PT% 5-15 33.3%, FT% 5-5 100%.

Dead Ball Rebounds: 2, 0

Technical Fouls: MAYEN 13, 14, 0. Summary table for Points from GEO, NEB, Turnovers, Paint, Lead Changes, Times Tied, Time with Lead.

GAME 6: NO. 8 CREIGHTON 98, NEBRASKA 74

Official Basketball Box Score - Final Nebraska at #8 Creighton

Game Time: 6:00 PM Game Duration: 2:01 Attendance: 254

Officials: Lumar Simpson, Brian Dorsey, Keith Kirtala

Nebraska - 74 Record: 3-3. Box score table with columns for NO. Name, Min, FG, 3P, FT, Rebounds, Fouls, TP, AS, TO, ST, Blocks, +/-.

Shooting By Period. 1st FG% 12-25 48.0%, 3PT% 5-13 38.5%, FT% 11-17 64.7%.

Dead Ball Rebounds: 4, 0

#8 Creighton - 98 Record: 4-1. Box score table with columns for NO. Name, Min, FG, 3P, FT, Rebounds, Fouls, TP, AS, TO, ST, Blocks, +/-.

Shooting By Period. 1st FG% 15-35 42.9%, 3PT% 7-16 43.8%, FT% 23-38 60.5%.

Dead Ball Rebounds: 2, 0

Technical Fouls: NONE. Summary table for Points from NEB, CREIG, Turnovers, Paint, Lead Changes, Times Tied, Time with Lead.

GAME 7: NEBRASKA 110, DOANE 64

Official Basketball Box Score - Final Doane at Nebraska

Game Time: 6:01 PM Game Duration: 1:47

Officials: Rob Kueneman, Chad Barlow, Chris Pascal

Doane - 64 Record: 5-9. Box score table with columns for NO. Name, Min, FG, 3P, FT, Rebounds, Fouls, TP, AS, TO, ST, Blocks, +/-.

Shooting By Period. 1st FG% 9-39 23.1%, 3PT% 5-26 19.2%, FT% 3-4 75%.

Dead Ball Rebounds: 8, 0

Nebraska - 110 Record: 4-3. Box score table with columns for NO. Name, Min, FG, 3P, FT, Rebounds, Fouls, TP, AS, TO, ST, Blocks, +/-.

Shooting By Period. 1st FG% 22-42 52.4%, 3PT% 7-18 38.9%, FT% 6-8 75%.

Dead Ball Rebounds: 4, 0

Technical Fouls: NONE. Summary table for Points from DOA, NEB, Turnovers, Paint, Lead Changes, Times Tied, Time with Lead.

GAME 8: NO. 9 WISCONSIN 67, NEBRASKA 53

Official Basketball Box Score - Final Wisconsin at Nebraska

Game Time: 6:01 PM Game Duration: 1:56

Officials: Courtney Green, Chris Beaver, Lewis Garrison

Nebraska - 53 Record: 4-4 (0-1). Box score table with columns for NO. Name, Min, FG, 3P, FT, Rebounds, Fouls, TP, AS, TO, ST, Blocks, +/-.

Shooting By Period. 1st FG% 9-27 33.3%, 3PT% 4-13 30.8%, FT% 2-5 40%.

Dead Ball Rebounds: 4, 1

Wisconsin - 67 Record: 7-1 (1-0). Box score table with columns for NO. Name, Min, FG, 3P, FT, Rebounds, Fouls, TP, AS, TO, ST, Blocks, +/-.

Shooting By Period. 1st FG% 9-29 31.0%, 3PT% 3-15 20.0%, FT% 4-4 100%.

Dead Ball Rebounds: 1, 0

Technical Fouls: NONE. Summary table for Points from NEB, UW, Turnovers, Paint, Lead Changes, Times Tied, Time with Lead.

GAME 9: NO. 19 MICHIGAN 80, NEBRASKA 69



Official Basketball Box Score - Final
Michigan at Nebraska
12/25/20 Pinnacle Bank Arena, Lincoln
Nebraska vs. Michigan

Game Time: 5:01 PM
Game Duration: 1:54

Officials: John Higgins, Kelly Pfeifer, Brooke Wells

Michigan - 80																	
Record: 7-0 (2-0)																	
NO. Name	Min	FG M-A	3P M-A	FT M-A	Rebounds OR DR TOT	Fouls PF	TP	AS	TO	ST	Blocks BS BA +/-						
2 Isiah Livers	F	36:46	6-12	3-8	2-2	1	4	5	3	3	17	4	1	1	0	0	13
1 Hunter Dickinson	C	32:26	5-7	0-0	3-5	12	6	13	0	5	0	2	1	6	0	0	2
12 Mike Smith	G	32:54	3-6	2-3	2-2	0	5	3	3	10	6	4	0	0	0	0	2
21 Franz Wagner	G	34:59	9-16	2-7	0-1	1	8	9	2	3	20	2	2	0	0	0	14
55 Eli Brooks	G	31:56	2-7	1-5	2-2	0	0	0	3	2	7	4	1	3	0	0	1
15 Chaundee Brown		16:12	5-8	1-3	2-2	2	3	5	2	1	13	0	1	0	0	0	6
5 Terrance Williams II		08:04	0-3	0-1	0-0	0	1	1	0	0	0	1	2	0	1	0	-3
23 Brandon Johns Jr.		06:43	0-0	0-0	0-0	0	0	0	0	0	0	0	0	0	0	0	3
Team						1	2	3									
Totals		30:59	9:27	11:14	8	35	43	16	18	80	16	15	6	2	3	11	

Shooting By Period			
1st FG%	15-33	45.5%	
3PT%	4-17	23.5%	
FT%	2-5	40%	
2nd FG%	15-26	57.7%	
3PT%	5-10	50.0%	
FT%	9-9	100%	
GM FG%	30-59	50.8%	
3PT%	9-27	33.3%	
FT%	11-14	78.6%	

Dead Ball Rebounds: 1, 0

Nebraska - 69																	
Record: 4-5 (0-2)																	
NO. Name	Min	FG M-A	3P M-A	FT M-A	Rebounds OR DR TOT	Fouls PF	TP	AS	TO	ST	Blocks BS BA +/-						
11 Lat Mayen	F	21:12	1-4	0-2	0-0	3	3	4	0	2	0	2	1	2	0	0	-7
24 Yvan Ouedraogo	F	29:07	3-4	0-0	0-3	3	3	6	4	3	16	1	0	1	1	0	-4
0 Teddy Allen	G	33:53	9-22	3-10	4-5	1	5	6	2	4	25	0	2	0	0	0	-11
2 Trey McGowens	G	28:03	4-11	2-2	5-6	0	4	3	3	15	1	0	3	0	0	0	-12
45 Dalano Banton	G	35:15	7-16	1-2	2-4	1	4	5	2	17	3	2	2	0	0	0	-7
34 Thorir Thorbjarnarson		18:14	0-0	0-0	1	1	2	3	0	0	0	0	0	0	0	0	-5
14 Trevor Lakes		12:29	1-3	1-3	0-0	1	1	0	1	3	0	0	0	0	0	0	4
35 Eduardo Andre		04:45	0-1	0-0	1-2	0	1	1	0	2	1	0	1	0	0	0	-5
10 Kobe Webster		12:35	0-3	0-1	0-0	0	0	0	0	1	0	1	0	0	0	0	-8
4 Shamiel Stevenson		04:27	0-0	0-0	0-0	1	1	1	0	0	0	1	0	0	0	0	0
Team						2	2	2									
Totals		25:64	7:20	12:20	8	23	31	19	15	69	8	8	6	3	2	-11	

Shooting By Period			
1st FG%	14-32	43.8%	
3PT%	2-10	20.0%	
FT%	4-7	57.1%	
2nd FG%	11-32	34.4%	
3PT%	5-10	50.0%	
FT%	8-13	61.5%	
GM FG%	25-64	39.1%	
3PT%	7-20	35.0%	
FT%	12-20	60.0%	

Dead Ball Rebounds: 4, 0

Points from		MIC		NEB	
Turnovers	12	10			
Paint	42	30			
Second Chance	11	6			
Fast Breaks	10	8			
Bench	13	4			

Period by Period Scoring		MIC		NEB	
1st	2nd	TOT			
MIC	36	44	80		
NEB	34	35	69		

GAME 11: NO. 17 MICHIGAN STATE 84, NEBRASKA 77



Official Basketball Box Score - Final
Michigan St. at Nebraska
01/02/21 Pinnacle Bank Arena, Lincoln
Nebraska vs. Michigan State

Game Time: 7:07 PM
Game Duration: 2:12

Officials: DJ Garstensen, Rb Keneman, Edwin Young

Michigan St. - 84																	
Record: 7-3 (1-3)																	
NO. Name	Min	FG M-A	3P M-A	FT M-A	Rebounds OR DR TOT	Fouls PF	TP	AS	TO	ST	Blocks BS BA +/-						
0 Aaron Henry	F	32:34	10-16	3-5	4-5	2	2	4	1	5	27	1	2	1	1	0	4
15 Thomas Kithier	F	22:46	3-3	0-0	1-2	3	1	4	1	4	7	1	1	1	0	0	8
20 Joey Hauser	F	20:33	1-4	0-2	3-4	0	6	6	2	4	5	1	3	0	0	0	4
1 Joshua Langford	G	29:25	5-12	1-5	4-4	1	0	1	2	4	15	2	0	2	0	1	0
11 A.J. Hoggard	G	23:16	2-3	0-0	1-1	0	3	2	1	1	4	5	1	0	2	0	8
3 Foster Loyer		11:10	1-4	0-3	1-2	0	1	1	1	1	3	2	1	0	0	0	2
25 Malik Hall		19:39	0-0	0-0	3-5	8	2	3	3	0	0	0	0	0	0	0	0
34 Julius Marble		01:25	0-0	0-0	1-2	0	0	0	0	2	1	1	0	1	0	0	1
4 Gabe Brown		15:38	4-6	2-4	0-0	1	1	1	0	1	0	0	2	2	0	0	3
2 Rocket Watts		14:55	3-8	1-4	2-2	0	0	0	3	1	9	0	0	0	0	0	4
22 Mady Sissoko		06:45	0-0	0-0	0-0	0	0	0	1	0	0	0	0	0	2	0	3
30 Marcus Bingham Jr.		01:54	0-0	0-0	0-0	0	0	0	0	0	0	0	1	0	0	0	-2
Team						0	1	1									
Totals		29:56	7:23	19:26	9	20	29	21	21	84	12	13	6	5	1	7	

Shooting By Period			
1st FG%	13-24	54.2%	
3PT%	3-11	27.3%	
FT%	11-14	78.6%	
2nd FG%	16-32	50.0%	
3PT%	4-12	33.3%	
FT%	8-12	66.7%	
GM FG%	29-56	51.8%	
3PT%	7-23	30.4%	
FT%	19-26	73.1%	

Dead Ball Rebounds: 3, 0

Nebraska - 77																	
Record: 4-7 (0-4)																	
NO. Name	Min	FG M-A	3P M-A	FT M-A	Rebounds OR DR TOT	Fouls PF	TP	AS	TO	ST	Blocks BS BA +/-						
11 Lat Mayen	F	15:22	3-5	2-3	0-0	0	3	3	0	0	8	0	1	1	1	0	-1
24 Yvan Ouedraogo	F	26:11	9-5	0-0	0-2	3	1	4	0	3	6	0	2	1	0	0	-16
0 Teddy Allen	G	25:18	10-18	3-7	0-0	2	4	6	3	1	23	1	3	1	0	1	0
2 Trey McGowens	G	32:40	6-10	2-2	6-7	0	5	5	4	10	20	2	3	1	0	1	-4
45 Dalano Banton	G	33:16	1-3	0-1	5-6	1	0	1	3	4	7	7	4	0	0	1	-9
10 Kobe Webster		34:42	3-9	2-5	2-2	2	2	2	2	10	0	0	0	0	0	0	-1
34 Thorir Thorbjarnarson		23:27	1-4	0-1	1-2	0	2	2	3	1	3	2	0	0	0	1	-1
35 Eduardo Andre		01:59	0-0	0-0	0-0	1	1	0	0	0	0	1	0	0	0	0	1
4 Shamiel Stevenson		04:33	0-1	0-0	0-0	1	1	1	0	0	0	1	0	0	1	0	0
14 Trevor Lakes		02:32	0-0	0-0	0-0	0	0	1	0	0	0	0	0	0	0	0	-6
Team						3	2	5									
Totals		27:55	9:19	14:19	9	22	31	21	21	77	12	18	4	1	5	-7	

Shooting By Period			
1st FG%	11-25	44.0%	
3PT%	4-9	44.4%	
FT%	7-10	70%	
2nd FG%	16-30	53.3%	
3PT%	5-10	50.0%	
FT%	7-9	77.8%	
GM FG%	27-55	49.1%	
3PT%	9-19	47.4%	
FT%	14-19	73.7%	

Dead Ball Rebounds: 4, 0

Points from		MSU		NEB	
Turnovers	16	15			
Paint	32	36			
Second Chance	14	9			
Fast Breaks	13	5			
Bench	26	13			

Period by Period Scoring		IND		NEB	
1st	2nd	TOT			
MSU	40	44	84		
NEB	33	44	77		

GAME 10: NO. 25 OHIO STATE 90, NEBRASKA 56

Official Basketball Box Score - Final
Nebraska at Ohio State
12/30/20 Value City Arena, Columbus, OH
2020/21 Men's Basketball

Game Time: 6:30 PM
Game Duration: 1:55

Officials: Bo Borski, Keith Finkbe, Donnie Epley

Nebraska - 54																	
Record: 4-6 (0-3)																	
NO. Name	Min	FG M-A	3P M-A	FT M-A	Rebounds OR DR TOT	Fouls PF	TP	AS	TO	ST	Blocks BS BA +/-						
11 Lat Mayen	F	21:08	2-8	1-6	2-2	1	1	2	1	1	7	0	1	0	0	0	-21
24 Yvan Ouedraogo	F	21:08	1-3	0-0	2-4	3	2	5	1	4	4	0	1	0	1	2	-16
0 Teddy Allen	G	21:40	3-8	2-5	5-6	0	3	3	4	3	13	2	2	0	0	1	-14
2 Trey McGowens	G	25:32	2-5	1-2	1-2	1	0	1	1	6	6	0	3	1	0	1	-25
45 Dalano Banton	G	26:37	3-11	0-4	0-0	1	7	8	1								

GAME 13: MICHIGAN STATE 66, NEBRASKA 56

Official Basketball Box Score - Final
Nebraska at Michigan St.
 02/02/21 Breslin Events Center, East Lansing
 2020-21 Men's Basketball

Game Time: 6:30 PM
 Game Duration: 2:10

Officials: D.J. Christensen, Rob Riley, Edwin Young

Nebraska - 56

Record: 4-9 (0-6)

NO.	Name	Min	FG		3P		FT		Rebounds		Fouls		TP	AS	TO	ST	Blocks		+/-
			M-A	M-A	M-A	M-A	OR	DR	TOT	PF	FD	BS					BA		
11	Lat Mayen	F 25:05	4-10	2-7	0-0	1	3	4	1	3	10	0	2	0	1	0	1	0	-16
13	Derrick Walker	F 23:19	1-2	0-0	2-4	0	4	4	4	3	4	2	1	1	2	0	2	0	-7
0	Teddy Allen	G 23:18	1-10	0-2	1-2	1	2	3	2	4	3	2	3	2	0	5	1	-12	
2	Trey McGowens	G 31:47	5-9	0-1	3-5	0	4	4	2	4	13	3	3	3	0	1	1	-6	
45	Dalano Banton	G 25:40	2-7	0-2	2-3	1	5	6	5	3	6	1	4	1	2	0	-9		
24	Yuan Ouedraogo	13:50	2-4	0-0	0-3	1	2	3	0	2	4	0	0	1	0	0	-3		
4	Shamiel Stevenson	19:07	3-7	0-2	2-4	1	3	4	1	3	8	2	3	2	1	0	0		
10	Kobe Webster	23:54	1-6	1-3	1-3	1	0	1	0	2	4	1	0	1	0	1	-1		
34	Thorir Thorbjarnarson	14:00	2-3	0-0	0-0	0	0	0	2	0	4	0	1	1	0	0	4		
Team						4	1	5			0								
Totals			21-58	3-17	11-24	10	24	34	17	24	56	11	17	12	6	7	10		

Shooting By Period		
1 st FG%	7-28	25.0%
3PT%	1-9	11.1%
FT%	7-14	50%
2 nd FG%	14-30	46.7%
3PT%	2-8	25.0%
FT%	4-10	40%
GM FG%	21-58	36.2%
3PT%	3-17	17.6%
FT%	11-24	45.8%

Dead Ball Rebounds: 5,0

Technical Fouls: NONE

Michigan St. - 66

Record: 9-7 (3-7)

NO.	Name	Min	FG		3P		FT		Rebounds		Fouls		TP	AS	TO	ST	Blocks		+/-
			M-A	M-A	M-A	M-A	OR	DR	TOT	PF	FD	BS					BA		
0	Aaron Henry	F 31:47	6-14	1-4	3-3	1	5	6	1	3	16	5	3	2	2	1	15		
20	Joey Hauser	F 13:42	0-3	0-1	0-0	0	1	1	5	2	0	0	2	0	0	1	-5		
30	Marcus Bingham Jr.	F 13:28	2-4	0-1	2-2	1	3	4	0	1	6	1	0	3	2	0	9		
1	Joshua Langford	G 23:39	7-12	4-6	0-1	0	5	5	3	2	18	0	3	0	0	1	-1		
3	Foster Loyer	G 17:41	0-3	0-3	6-6	0	2	2	3	5	6	4	1	1	0	0	8		
2	Rocket Watts	15:36	2-5	1-3	0-0	0	3	3	2	0	5	3	5	0	0	0	4		
15	Thomas Kithier	07:06	0-0	0-0	0-0	0	2	2	1	0	0	0	1	0	0	-2			
11	A.J. Hoggard	14:36	1-5	0-2	0-0	1	2	3	2	1	2	2	1	0	1	1	-3		
25	Malik Hall	24:08	1-4	0-1	0-0	1	3	4	1	0	2	1	3	1	1	0	15		
44	Gabe Brown	17:52	3-6	0-2	0-0	1	6	7	0	0	6	0	0	0	1	1	6		
34	Julius Marble	11:27	0-2	0-0	3-4	2	2	4	4	2	3	0	1	0	0	1	-2		
22	Mady Sissoko	07:59	1-1	0-0	0-0	1	1	2	2	1	2	0	0	0	0	0	5		
10	Jack Hoiberg	00:59	0-0	0-0	0-0	0	0	0	0	0	0	0	0	0	0	0	1		
Team						4	0	4			0								
Totals			23-59	6-23	14-16	12	35	47	24	17	66	16	22	7	7	6	10		

Shooting By Period		
1 st FG%	13-29	44.8%
3PT%	3-13	23.1%
FT%	5-5	100%
2 nd FG%	10-30	33.3%
3PT%	3-10	30.0%
FT%	9-11	81.8%
GM FG%	23-59	39.0%
3PT%	6-23	26.1%
FT%	14-16	87.5%

Dead Ball Rebounds: 2,0

Technical Fouls: NONE

	NEB	MSU
Biggest lead	1 (1 st 11:06)	16 (2 nd 16:33)
Best Scoring Run	5 (2 nd 8:53)	7 (1 st 17:25)
Lead Changes	4	
Times Tied	2	
Time with Lead	00:28	38:47

	NEB	MSU
Points from Turnovers	36	9
Paint	35	16
Second Chance	5	7
Fast Breaks	16	17
Bench	20	20

Period by Period Scoring			
	1st	2nd	TOT
NEB	22	34	56
MSU	34	32	66



2020-21 Nebraska Men's Basketball Combined Team Statistics In Conference games

Game Records

Record	Overall	Home	Away	Neutral
ALL GAMES	0-6	0-3	0-3	0-0
CONFERENCE	0-6	0-3	0-3	0-0
NON-CONFERENCE	0-0	0-0	0-0	0-0

Score by Periods

Team	1st	2nd	OT	TOT
Nebraska	168	217	0	385
Opponents	219	252	0	471

Team Box Score

No.	Player				Total		3-Point		F-Throw		Rebounds											
		GP-GS	MIN	AVG	FG-FGA	FG%	3FG-FGA	3FG%	FT-FTA	FT%	OFF	DEF	TOT	AVG	PF	DQ	A	TO	BLK	STL	PTS	AVG
0	ALLEN, Teddy	6-6	168:02	28.0	33-83	.398	14-37	.378	16-22	.727	4	20	24	4.0	21	2	7	16	0	4	96	16.0
2	MCGOWENS, Trey	6-6	184:34	30.8	22-52	.423	6-11	.545	24-34	.706	4	22	26	4.3	15	0	14	10	0	11	74	12.3
45	BANTON, Dalano	6-6	185:43	31.0	22-57	.386	4-16	.250	13-21	.619	6	28	34	5.7	14	1	22	14	4	4	61	10.2
11	MAYNE, Lat	6-6	135:57	22.7	17-45	.378	10-33	.303	3-4	.750	4	16	20	3.3	16	1	0	8	7	4	47	7.8
13	WALKER, Derrick	2-2	49:13	24.6	6-9	.667	0-0	.000	2-4	.500	0	7	7	3.5	7	0	3	4	3	3	14	7.0
24	OUEDRAOGO, Yvan	5-4	115:02	23.0	12-20	.600	0-0	.000	2-12	.167	12	12	24	4.8	7	0	2	3	4	3	26	5.2
4	STEVENSON, Shamiel	6-0	57:52	9.6	6-18	.333	0-6	.000	9-14	.643	1	6	7	1.2	4	0	3	8	2	2	21	3.5
10	WEBSTER, Kobe	6-0	121:41	20.3	6-33	.182	4-18	.222	3-5	.600	1	4	5	0.8	6	0	5	2	0	1	19	3.2
34	THORBJARNARSON, Thorir	6-0	115:22	19.2	5-16	.313	1-8	.125	2-4	.500	1	12	13	2.2	15	0	4	5	0	4	13	2.2
14	LAKES, Trevor	4-0	45:07	11.3	3-10	.300	2-8	.250	0-0	.000	1	6	7	1.8	2	0	0	0	1	1	8	2.0
35	ANDRE, Eduardo	5-0	16:44	3.3	2-3	.667	0-0	.000	2-3	.667	1	3	4	0.8	4	0	0	3	0	0	6	1.2
3	WOOD, Elijah	2-0	04:41	2.3	0-2	.000	0-2	.000	0-0	.000	0	0	0	0.0	0	0	0	0	0	1	0	0.0
Team											16	5	21				3					
Total		6	1200		134-348	.385	41-139	.295	76-123	.618	51	141	192	32.0	111	4	60	76	21	38	385	64.2
Opponents		6	1200		165-357	.462	51-155	.329	90-116	.776	58	187	245	40.8	105	1	88	79	23	26	471	78.5

Team Statistics

	NEBR	OPP
Scoring	385	471
Points per game	64.2	78.5
Scoring margin	-14.3	-
Field goals-att	134-348	165-357
Field goal pct	.385	.462
3 point fg-att	41-139	51-155
3-point FG pct	.295	.329
3-pt FG made per game	6.8	8.5
Free throws-att	76-123	90-116
Free throw pct	.618	.776
F-Throws made per game	12.7	15.0
Rebounds	192	245
Rebounds per game	32.0	40.8
Rebounding margin	-8.8	-
Assists	60	88
Assists per game	10.0	14.7
Turnovers	76	79
Turnovers per game	12.7	13.2
Turnover margin	+0.5	-
Assist/turnover ratio	0.8	1.1
Steals	38	26
Steals per game	6.3	4.3
Blocks	21	23
Blocks per game	3.5	3.8
Winning streak	0	-
Home win streak	0	-
Attendance	0	0
Home games-Avg/Game	3-0	3-0
Neutral site-Avg/Game	-	0-0

Team Results

Date	Opponent		Score	Att.
12/22/2020	at Wisconsin	L	53-67	0
12/25/2020	Michigan	L	69-80	0
12/30/2020	at Ohio St.	L	54-90	0
01/02/2021	Michigan St.	L	77-84	0
01/10/2021	Indiana	L	76-84	0
02/06/2021	at Michigan St.	L	56-66	0



2020-21 Nebraska Men's Basketball Combined Team Statistics All games

Game Records

Record	Overall	Home	Away	Neutral
ALL GAMES	4-9	4-5	0-4	0-0
CONFERENCE	0-6	0-3	0-3	0-0
NON-CONFERENCE	4-3	4-2	0-1	0-0

Score by Periods

Team	1st	2nd	OT	TOT
Nebraska	453	503	0	956
Opponents	449	509	0	958

Team Box Score

No.	Player	Total			3-Point		F-Throw		Rebounds				Other				PTS	AVG				
		GP-GS	MIN	AVG	FG-FGA	FG%	3FG-FGA	3FG%	FT-FTA	FT%	OFF	DEF	TOT	AVG	PF	DQ			A	TO	BLK	STL
0	ALLEN, Teddy	13-13	349:32	26.9	79-186	.425	27-79	.342	39-58	.672	21	43	64	4.9	35	2	17	31	1	23	224	17.2
45	BANTON, Dalano	13-13	386:16	29.7	53-123	.431	11-41	.268	40-58	.690	17	71	88	6.8	25	1	62	30	13	16	157	12.1
2	MCGOWENS, Trey	13-13	372:21	28.6	48-114	.421	14-34	.412	39-60	.650	8	46	54	4.2	35	1	24	26	1	19	149	11.5
11	MAYEN, Lat	13-13	302:24	23.3	34-94	.362	21-67	.313	9-14	.643	16	45	61	4.7	35	1	9	20	9	6	98	7.5
10	WEBSTER, Kobe	13-0	275:42	21.2	34-89	.382	18-52	.346	11-17	.647	2	19	21	1.6	16	0	15	9	1	7	97	7.5
13	WALKER, Derrick	2-2	49:13	24.6	6-9	.667	0-0	.000	2-4	.500	0	7	7	3.5	7	0	3	4	3	3	14	7.0
4	STEVENSON, Shamiel	13-0	187:46	14.4	21-48	.438	1-16	.063	26-36	.722	7	21	28	2.2	22	0	10	19	3	8	69	5.3
24	OUEDRAOGO, Yvan	12-4	237:45	19.8	22-48	.458	0-0	.000	16-35	.457	31	33	64	5.3	22	0	6	7	9	6	60	5.0
14	LAKES, Trevor	5-0	71:08	14.2	7-15	.467	6-13	.462	0-1	.000	2	11	13	2.6	2	0	2	0	1	1	20	4.0
34	THORBJARNARSON, Thorir	13-7	293:18	22.6	16-52	.308	6-29	.207	4-6	.667	7	33	40	3.1	24	0	16	13	0	11	42	3.2
35	ANDRE, Eduardo	6-0	30:34	5.1	6-7	.857	0-0	.000	3-5	.600	2	6	8	1.3	7	0	1	3	2	0	15	2.5
3	WOOD, Elijah	6-0	29:60	5.0	3-11	.273	2-10	.200	0-0	.000	0	5	5	0.8	0	0	3	2	0	2	8	1.3
21	PIATKOWSKI, Jace	3-0	07:27	2.5	1-1	1.000	1-1	1.000	0-0	.000	1	0	1	0.3	0	0	0	0	0	0	3	1.0
44	PORTER, Bret	3-0	06:32	2.2	0-0	.000	0-0	.000	0-0	.000	0	1	1	0.3	1	0	0	1	1	0	0	0.0
Team											25	12	37					4				
Total		13	2600		330-797	.414	107-342	.313	189-294	.643	139	353	492	37.8	231	5	168	169	44	102	956	73.5
Opponents		13	2600		338-800	.423	112-349	.321	170-239	.711	140	383	523	40.2	252	5	184	192	45	72	958	73.7

Team Statistics

	NEBR	OPP
Scoring	956	958
Points per game	73.5	73.7
Scoring margin	-0.2	-
Field goals-att	330-797	338-800
Field goal pct	.414	.423
3 point fg-att	107-342	112-349
3-point FG pct	.313	.321
3-pt FG made per game	8.2	8.6
Free throws-att	189-294	170-239
Free throw pct	.643	.711
F-Throws made per game	14.5	13.1
Rebounds	492	523
Rebounds per game	37.8	40.2
Rebounding margin	-2.4	-
Assists	168	184
Assists per game	12.9	14.2
Turnovers	169	192
Turnovers per game	13.0	14.8
Turnover margin	+1.8	-
Assist/turnover ratio	1.0	1.0
Steals	102	72
Steals per game	7.8	5.5
Blocks	44	45
Blocks per game	3.4	3.5
Winning streak	0	-
Home win streak	0	-
Attendance	25	254
Home games-Avg/Game	9-3	4-64
Neutral site-Avg/Game	-	0-0

Team Results

Date	Opponent		Score	Att.
11/25/2020	McNeese	W	102-55	0
11/26/2020	Nevada	L	66-69	0
11/28/2020	North Dakota St.	W	79-57	0
12/01/2020	South Dakota	W	76-69	25
12/09/2020	Georgia Tech	L	64-75	0
12/11/2020	at Creighton	L	74-98	254
12/17/2020	Doane	W	110-64	0
12/22/2020	at Wisconsin	L	53-67	0
12/25/2020	Michigan	L	69-80	0
12/30/2020	at Ohio St.	L	54-90	0
01/02/2021	Michigan St.	L	77-84	0
01/10/2021	Indiana	L	76-84	0
02/06/2021	at Michigan St.	L	56-66	0