

# N NEBRASKA BASKETBALL

## 2020-21 GAME NOTES

The Nebraska men's basketball program returns from a prolonged absence on Saturday night as the Huskers travel to East Lansing, Mich., to take on the Michigan State Spartans.

Tipoff between the Huskers and Spartans from the Breslin Center is slated for 5:30 p.m. (central) and will be carried on BTN with Lisa Byington and Stephen Bardo on the call. The game can also be streamed via the web, smartphones, tablets and connected devices through the Fox Sports app.

Fans can follow all of the action across the state of Nebraska on the Learfield IMG College Husker Sports Network with Kent Pavelka and Jake Muhleisen on the call. The game will also be available on Huskers.com, the Huskers app and Tuneln radio. The pregame show begins one hour prior to tipoff.

Saturday's game will be the Huskers' first game in 28 days dating back to an 84-76 loss against Indiana on Jan. 10. The Huskers were on pause because of positive COVID-19 cases before resuming practice at the start of this week. Saturday's game begins a two-game road swing, as NU will travel to Minnesota on Monday.

In Nebraska's last action, the Huskers (4-8, 0-5 Big Ten) overcame an 18-point deficit to take a 69-66 lead midway through the second half and was within 77-75 with less than two minutes remaining before the Hoosiers held on for the win. Nebraska shot 52 percent in the second half against an Indiana defense which was second in the Big Ten in scoring defense coming into the contest. Teddy Allen led five Huskers in double figures with a game-high 21 points, while Lat Mayen added a career-high 15 points, including five 3-pointers, and six rebounds. Mayen has shot the ball well of late, shooting 44 percent from 3-point range over the last three contests.

Nebraska received a boost with the debut of Derrick Walker, who made his Husker debut after sitting out the first 11 games of the season because of a suspension. Seeing his first action since the 2019 NCAA Tournament at Tennessee, the 6-foot-8 forward tied or set career highs in points (10), field goals (five), steals (two) and minutes (26) in his first career start.

Michigan State (8-7, 2-7 Big Ten) looks to snap a four-game losing streak following an 84-78 loss at No. 8 Iowa on Tuesday night. Aaron Henry had 24 points, nine rebounds and five assists to pace three Spartans in double figures.

### GAME MATCHUP

#### NEBRASKA CORNHUSKERS

2020-21 Record: 4-8 (0-5 Big Ten)

Head coach: Fred Hoiberg

Record at Nebraska: 11-33 (2nd year)

Career NCAA Record: 126-89 (7th year)

#### MICHIGAN STATE SPARTANS

2020-21 Record: 8-7 (2-7 Big Ten)

Head coach: Tom Izzo

Record at Michigan State: 636-248 (26th year)

Career Record: Same

#### BROADCAST INFO

Television: BTN

Play-by-play: Lisa Byington

Analyst: Stephen Bardo

Online Broadcast: Fox Sports app & foxsports.com/live

Radio: Learfield IMG College Husker Sports Network, including 590 AM (Omaha), 1400 AM (Lincoln) and 880 AM (Lexington)

Play-by-play: Kent Pavelka

Analyst: Jake Muhleisen

Online Radio: Available on Huskers.com, Huskers App, Tuneln.com/Huskers and Tuneln App.

SIRIUS: N/A XM: 388 SiriusXM (internet) 978

### PLAYER SPOTLIGHT

Trey McGowens has been in double figures in four of the Huskers' last five games following his 10-point, six-rebound, six-assist performance against Indiana on Jan. 10. McGowens is also shooting a career-best 42 percent from 3-point range.



### GAME 13: AT MICHIGAN STATE

# 13

#### GAME DETAILS

Date: Sat., Feb. 6  
Time: 5:30 p.m. (CT)  
City: East Lansing, Mich.  
Arena: Breslin Center

#### MEDIA INFO

TV: BTN  
Online Video: Fox Sports App  
Radio: Learfield IMG College  
Internet Audio: Huskers.com  
Huskers app/Tuneln

### 2020-21 SCHEDULE

Date	Opponent	TV/Internet	Result
Wed., Nov. 25	McNeese State	BTN	W, 102-55
Golden Window Classic			
Thurs., Nov. 26	Nevada	BTN	L, 66-69
Sat., Nov. 28	North Dakota State	BTN	W, 79-57
ACC/Big Ten Challenge			
Wed., Dec. 9	Georgia Tech	ESPN2	L, 64-75
Fri., Dec. 11	at No. 8 Creighton	BTN	L, 74-98
Thurs., Dec. 17	Doane	BTN+	W, 110-64
Tues., Dec. 22	at No. 9 Wisconsin *	FS1	L, 53-67
Fri., Dec. 25	No. 19 Michigan *	BTN	L, 69-80
Wed., Dec. 30	at No. 25 Ohio State *	BTN	L, 54-90
Sat., Jan. 2	No. 17 Michigan State *	BTN	L, 77-84
Tues., Jan. 5	at Purdue *	BTN	PPD
Sun., Jan. 10	Indiana *	BTN	L, 76-84
Wed., Jan. 13	Illinois *	BTN	PPD
Sat., Jan. 16	at Maryland *	BTN	PPD
Wed., Jan. 20	Minnesota *	BTN	PPD
Sun., Jan. 24	at Iowa *	BTN	PPD
Sat., Jan. 30	Penn State *	BTN	PPD
Sat., Feb. 6	at Michigan State *	BTN	5:30 p.m.
Mon., Feb. 8	at Minnesota *	BTN	7 p.m.
Thurs., Feb. 11	Wisconsin *	ESPN2U	4 p.m.
Sun., Feb. 14	at Penn State *	BTN	2 p.m.
Wed., Feb. 17	Maryland *	BTN	TBA
Sat., Feb. 20	Purdue *	BTN	TBA
Wed., Feb. 24	at Illinois *	BTN	TBA
Sun., Feb. 28	Rutgers *	BTN	TBA
Sun., March 7	at Northwestern *	BTN	TBA
BIG TEN TOURNAMENT			
Wed., March 10	Big Ten Tournament	BTN	TBA
Thurs., March 11	Big Ten Tournament	BTN	TBA
Fri., March 12	Big Ten Tournament	BTN	TBA
Sat., March 13	Big Ten Tournament	CBS	TBA
Sun., March 14	Big Ten Tournament	CBS	TBA

Notes: \*-Big Ten Conference Game; Home games are in red and bold

### 2020-21 ROSTER AT A GLANCE

No	Name	Pos.	Ht.	Wt.	Yr.	Hometown	GP/GS	MPG	PPG	RPG	APG
0	Teddy Allen	G	6-6	223	Jr.	Mesa, Ariz.	12/12	27.2	18.4	5.1	1.3
2	Trey McGowens	G	6-4	191	Jr.	Pendleton, S.C.	12/12	28.4	11.3	4.2	1.8
3	Elijah Wood	G	6-5	174	Fr.	Potomac, Md.	6/0	4.8	1.3	0.8	0.5
4	Shamiel Stevenson	G	6-6	245	Jr.	Toronto, Ontario, Canada	12/0	14.0	5.1	2.0	0.7
10	Kobe Webster	G	6-0	172	Sr.	Indianapolis, Ind.	12/0	21.1	7.8	1.7	1.2
11	Lat Mayen	F	6-9	205	Jr.	Adelaide, Australia	12/12	23.0	7.3	4.8	0.8
13	Derrick Walker	F	6-8	232	Jr.	Kansas City, Mo.	1/1	26.0	10.0	3.0	1.0
14	Trevor Lakes	F	6-7	215	Sr.	Lebanon, Ind.	5/0	14.4	4.0	2.6	0.4
21	Jace Piatkowski	G	6-3	184	RFr.	Omaha, Neb.	3/0	2.7	1.0	0.3	0.0
24	Yvan Ouedraogo	F	6-9	245	So.	Bordeaux, France	11/4	20.3	5.1	5.5	0.6
30	Chris McGraw	G	6-0	170	So.	Columbus, Ohio	Walk-on who has not played in 2020-21				
33	Akol Arop	F	6-5	203	So.	Omaha, Neb.	Will miss 2020-21 season (knee)				
34	Thorir Thorbjarnarson	G	6-6	202	Sr.	Reykjavik, Iceland	12/7	23.3	3.2	3.3	1.3
35	Eduardo Andre	F	6-10	228	Fr.	London, England	6/0	5.0	2.5	1.3	0.2
44	Bret Porter	F	6-5	228	RFr.	Omaha, Neb.	3/0	2.3	0.0	0.3	0.0
45	Dalano Banton	G	6-9	204	So.	Toronto, Ontario, Canada	12/12	30.1	12.6	6.8	5.1

## 2020-21 NEBRASKA BASKETBALL ROSTER

No.	VL	Name	Pronunciation	Pos.	Ht.	Wt.	Yr.	Hometown	Previous School
0		Teddy Allen		G	6-6	223	Jr.	Mesa, Ariz.	Western Nebraska CC
2		Trey McGowens		G	6-4	191	Jr.	Pendleton, S.C.	Pittsburgh
3		Elijah Wood		G	6-5	174	Fr.	Potomac, Md.	Berkmar (Ga.) HS
4		Shamiel Stevenson	Sha-meal	G	6-6	245	Jr.	Toronto, Ontario, Canada	Nevada
10		Kobe Webster		G	6-0	172	Sr.	Indianapolis, Ind.	Western Illinois
11		Lat Mayen	Latt [rhymes w/ Matt] may-en	F	6-9	205	Jr.	Adelaide, Australia	Chipola College
13		Derrick Walker		F	6-8	232	Jr.	Kansas City, Mo.	Tennessee
14		Trevor Lakes		F	6-7	215	Sr.	Lebanon, Ind.	Indianapolis
21	*	Jace Piatkowski		G	6-3	184	RFr.	Omaha, Neb.	Elkhorn South HS
24	*	Yvan Ouedraogo	I-van WOO-drah-oh-goh	F	6-9	245	So.	Bordeaux, France	INSEP
30		Chris McGraw		G	6-0	170	So.	Columbus, Ohio	Otterbein
33	*	Akol Arop	A-call uh-rope	F	6-5	203	So.	Omaha, Neb.	Creighton Prep HS
34	***	Thorir Thorbjarnarson		G	6-6	202	Sr.	Reykjavik, Iceland	Menntaskólinn i Reykjavik
35		Eduardo Andre		F	6-10	228	Fr.	London, England	AZ Compass Prep
44	*	Bret Porter		F	6-5	228	RFr.	Omaha, Neb.	Millard North HS
45		Dalano Banton	duh-LAH-no BAN-ten	G	6-9	204	So.	Toronto, Ontario, Canada	Western Kentucky

## 2020-21 COACHING STAFF

Name	Pronunciation	Title	Year at Nebraska	Alma Mater (Year)
Fred Hoiberg		Head Coach	Second	Iowa State (1995)
Matt Abdelmassih	Abdel-massey	Assistant Coach	Second	St. John's (2007)
Doc Sadler		Assistant Coach	Second as Asst./Eighth	Arkansas (1982)
Armon Gates		Assistant Coach	Third	Kent State (2006)
Bobby Lutz	Lootz	Special Assistant to the Head Coach	Second	UNC Charlotte (1980)
Tim Wilson		Basketball Strength Coach	10th	Nebraska (1981)
Matt Holt		Video Coordinator	Fourth	New Haven (2013)
Luca Virgilio	Vir-Jill-e-o	Director of Basketball Operations	Second	Universita degli Studi di Roma Tre (2012)
Bertram "Buzzy" Caruthers		Director of Player Development	Second	Hampton (2006)
Athan Katsantonis		Graduate Manager	First	Syracuse (2020)
John Harris Jr.		Graduate Manager	Second	Benedictine (2017)

## TEAM STATS

Nebraska Cornhuskers			Michigan State Spartans		
2020-21 Team Statistics (Record: 4-8, 0-5 B1G)			2020-21 Team Statistics (Record: 8-7, 2-7 B1G)		
Category	Nebraska	OPP	Category	MSU	OPP
SCORING	900	892	SCORING	1089	1086
Points per game	75.0	74.3	Points per game	72.6	72.4
Scoring margin	+0.7	-	Scoring margin	+0.2	-
FIELD GOALS-ATT	309-739	315-741	FIELD GOALS-ATT	387-906	378-887
Field goal pct	.418	.425	Field goal pct	.427	.426
3 POINT FG-ATT	104-325	106-326	3 POINT FG-ATT	114-341	100-309
3-point FG pct	.320	.325	3-point FG pct	.334	.324
3-pt FG made per game	8.7	8.8	3-pt FG made per game	7.6	6.7
FREE THROWS-ATT	178-270	156-223	FREE THROWS-ATT	201-269	230-310
Free throw pct	.659	.700	Free throw pct	.747	.742
F-Throws made per game	14.8	13.0	F-Throws made per game	13.4	15.3
REBOUNDS	458	476	REBOUNDS	575	517
Rebounds per game	38.2	39.7	Rebounds per game	38.3	34.5
Rebounding margin	-1.5	-	Rebounding margin	+3.9	-
ASSISTS	157	168	ASSISTS	265	199
Assists per game	13.1	14.0	Assists per game	17.7	13.3
TURNOVERS	152	170	TURNOVERS	203	167
Turnovers per game	12.7	14.2	Turnovers per game	13.5	11.1
Turnover margin	+1.5	-	Turnover margin	-2.4	-
Assist/turnover ratio	1.0	1.0	Assist/turnover ratio	1.3	1.2
STEALS	90	65	STEALS	67	106
Steals per game	7.5	5.4	Steals per game	4.5	7.1
BLOCKS	38	38	BLOCKS	71	46
Blocks per game	3.2	3.2	Blocks per game	4.7	3.1

## NUMBERS TO KNOW

**5.1** - Assists per game for sophomore Dalano Banton, which is third in the Big Ten as of Feb. 3. He has a 2.3-to-1 assist-to-turnover ratio following his seven-assist performance in his last outing against Indiana.

**8** - NU has eight 20-point performances on the season (Teddy Allen-6; Trey McGowens-1; Kobe Webster-1). Allen's six 20-point efforts ranks fifth in the Big Ten.

**8.7** - Nebraska's 3-pointers per game, which is on pace to be the second-highest average in school history. Two of the Huskers' four best shooting percentages have been in the past two games, including a season-best 47.4 percent against Michigan State on Jan. 2.

**10** - Number of seasons where Nebraska has had multiple 100-point games. The 2020-21 campaign is the first time since 1995-96.

**16** - Nebraska's 16 assists vs. Indiana were its best in Big Ten play while the 1.7-to-1 assist-to-turnover ratio was NU's top performance in Big Ten play in its last 21 conference games dating back to Jan. 11, 2020 at Northwestern.

**33** - Nebraska is 33rd nationally in tempo according to KenPom as of Feb. 3. The Huskers are the only Big Ten team in the top 75 nationally and rank eighth among all power conference teams.

## PROBABLE STARTERS (BASED ON LAST GAME)



**#45 Dalano Banton | G | So. | 6-9 | 204 | Toronto, Ontario, Canada**

**2020-21 Averages:** PPG: 12.6 | APG: 5.1 | RPG: 6.8 | SPG: 1.3

**Worth Noting:** Playmaking point guard with a nearly seven foot wingspan...Top 10 in Big Ten in assists and steals while averaging nearly seven rebounds per game...10 double-figure efforts in 2020-21, including 10 points, seven rebounds and six assists vs. Indiana...Totaled 17 points and five boards vs. No. 19 Michigan... Posted second triple-double in program history with 13 points, 11 rebounds and 10 assists vs. Doane... Finished with 17 points, nine boards and six assists vs. Georgia Tech...Began career at Western Kentucky, where he played in 31 games in 2018-19...Posted a double-double with 13 rebounds and 10 assists while adding eight points in a win over No. 15 Wisconsin...Top-100 recruit in the class of 2018 after reclassifying.

**Career Bests (includes WKU):** Pts: 18 | Reb: 13 | Ast: 10 (2x) | Stl: 3 (3x) | Bl: 4



**#24 Trey McGowens | G | Jr. | 6-4 | 191 | Pendleton, S.C.**

**2020-21 Averages:** PPG: 11.3 | RPG: 4.2 | APG: 1.8 | SPG: 1.3

**Worth Noting:** First season at NU after starting for two seasons at Pittsburgh...Shooting 42 percent from 3-point range and 10th in B1G in steals...Tallied 10 points, six rebounds and six assists vs. Indiana...Had a season-high 20 points and five boards vs. No. 17 Michigan State...Tallied 15 points, four boards and three steals vs. No. 19 Michigan...Totaled 15 points, including 3-of-3 from 3-point range, at No. 8 Creighton...Started 32 games at Pitt in 2019-20 and ranked in the top 15 in the ACC in steals (fourth) and assists (10th)...Posted 20 double-figure scoring games, including three 20-point efforts...Two-time ACC Freshman of the Week posted a pair of 30-point games in 2018-19...Top-100 recruit who played at Hargrave Military Academy.

**Career Bests (includes Pittsburgh):** Pts: 33 | Reb: 9 | Ast: 9 | Stl: 7



**#0 Teddy Allen | G | Jr. | 6-6 | 222 | Mesa, Ariz.**

**2020-21 Averages:** PPG: 18.4 | RPG: 5.1 | APG: 1.3 | SPG: 1.8

**Worth Noting:** Junior college transfer who is fifth in the Big Ten in scoring and second in steals...Posted six 20-point games in 2020-21 after a 21-point, five rebound effort vs. Indiana...Had 23 points and six boards vs. No. 17 Michigan State...Had 25 points and five boards vs. No. 19 Michigan...Set career highs with 26 points and nine boards at No. 8 Creighton...No. 8 JUCO player in nation by JUCORecruiting.com...Averaged 31.4 ppg at Western Nebraska CC in 2019-20...Began college career at West Virginia, averaging 7.0 points and 2.7 rebounds per game, as the Mountaineers reached the Sweet 16...2017 Nebraska Gatorade High School Player of the Year at Boys Town HS (31.6 ppg, 12.8 rpg)...Younger brother (Timmy) is a second-team All-Pac 12 player at Utah.

**Career Bests (includes W. Virginia):** Pts: 26 | Reb: 9 (2x) | Ast: 2 (6x) | Stl: 5 (2x)




**#11 Lat Mayen | F | Jr. | 6-9 | 205 | Adelaide, Australia**

**2020-21 Averages:** PPG: 7.3 | RPG: 4.8

**Worth Noting:** High motor forward who can stretch defenses with his shooting...Comes of a career-high 15-point effort against Indiana, including 5-of-9 from 3-point range...Set career highs in rebounds (12) and assists (four) vs. South Dakota...Rated the No. 18 JUCO Player nationally by JUCORecruiting.com... Averaged 11.8 points and 8.4 boards per game at Chipola...Began career at TCU, where he played in 17 games in 2018-19 before a left knee injury...Averaged 2.1 points and 1.2 rebounds in 7.9 minutes per game...Had season highs of 12 points and six boards vs. West Virginia...Rated the No. 2 ranked player in Australia by AUSA Hoops...Attended Australian Institute of Sport.

**Career Bests (includes TCU):** Pts: 15 | Reb: 12 | Ast: 4 | Stl: 2



**#13 Derrick Walker | F | Jr. | 6-8 | 232 | Kansas City, Mo.**

**2020-21 Averages:** PPG: 10.0 | RPG: 3.0 | APG: 1.0 | SPG: 2.0

**Worth Noting:** Made his Husker debut against Indiana, finishing with 10 points and three rebounds in 26 minutes, tying personal bests in points, minutes, field goals (five) and steals (two)...Missed NU's first 11 games because of an NCAA suspension...Played in 30 games at Tennessee in 2018-19 as the Volunteers reached the NCAA Sweet 16...Helped the Volunteers to an SEC title in 2017-18, playing in 34 games, averaging 1.9 points and 2.2 rebounds per outing...Four-star prospect by ESPN who played at Sunrise (Kan.) Christian Academy, averaging 14 points and seven rebounds per game in 2016-17...Played on MOKAN Elite AAU program with NBA first-round picks Trae Young and Michael Porter Jr.

**Career Bests (includes Tennessee):** Pts: 10 (2x) | Reb: 7 (2x) | Ast: 2 (2x) | Bl: 2

## NATIONAL POLLS

### AP TOP 25 (FEB. 1)

No	Team (1st)	Record	Points	Prev.
1	Gonzaga (61)	17-0	1,597	1
2	Baylor (3)	16-0	1,539	2
3	Villanova	11-1	1,458	3
4	Michigan	13-1	1,402	4
5	Houston	15-1	1,348	6
6	Texas	11-3	1,228	5
7	Ohio State	14-4	1,133	13
8	Iowa	12-4	1,079	7
9	Oklahoma	11-4	966	24
10	Alabama	14-4	958	9
11	Tennessee	12-3	869	18
12	Illinois	11-5	850	19
13	Texas Tech	12-5	797	10
14	Virginia	11-3	752	8
15	Creighton	13-4	732	17
16	Virginia Tech	13-3	718	20
17	West Virginia	11-5	669	11
18	Missouri	11-3	589	12
19	Wisconsin	13-5	452	14
20	Florida State	10-3	393	16
21	UCLA	13-3	260	23
22	Florida	10-4	196	NR
23	Kansas	11-6	171	15
24	Purdue	12-6	130	NR
25	Drake	16-0	117	NR

**Others receiving votes:** Oklahoma State 111, USC 57, Loyola Chicago 52, Minnesota 42, Xavier 25, Boise State 23, St. Bonaventure 19, Saint Louis 11, Belmont 11, Toledo 9, Oregon 8, Colorado 8, San Diego State 6, Connecticut 5, Louisville 4, North Carolina 3, Georgia Tech 2, Rutgers 1

### USA TODAY COACHES POLL (FEB. 1)

No	Team (1st)	Record	Points	Prev.
1	Gonzaga (28)	17-0	796	1
2	Baylor (4)	16-0	772	2
3	Villanova	11-1	735	3
4	Michigan	13-1	690	4
5	Houston	15-1	660	6
6	Texas	11-3	610	5
7	Alabama	14-4	495	8
8	Iowa	12-4	490	7
9	Ohio State	14-4	478	15
10	Tennessee	12-3	446	17
11	Texas Tech	12-5	422	10
12	Creighton	13-4	396	14
13	Illinois	11-5	382	22
14	Oklahoma	11-4	379	NR
15	Virginia	11-3	368	8
16	Virginia Tech	13-3	357	19
17	Missouri	11-3	343	12
18	West Virginia	11-5	277	11
19	Florida State	10-3	237	16
20	Wisconsin	13-5	212	13
21	UCLA	13-3	165	21
22	Kansas	11-6	112	18
23	Florida	10-4	90	NR
24	Oklahoma State	11-4	88	NR
25	Drake	16-0	67	NR

**Others receiving votes:** Minnesota 66; Purdue 59; Southern California 44; Loyola-Chicago 43; Oregon 39; Louisville 26; Xavier 9; St. Bonaventure 8; Colorado 8; Boise St. 7; Louisiana State 6; San Diego St. 5; Toledo 3; Belmont 3; Rutgers 2; North Carolina 2; Winthrop 1; Saint Louis 1; Georgia Tech 1.

2020-21 BIG TEN STANDINGS (AS OF 2/2)

Team	B1G	Pct.	Overall	Pct.
Michigan	8-1	0.889	13-1	0.929
Illinois	8-3	0.727	12-5	0.706
Iowa	7-3	0.700	13-4	0.765
Ohio State	8-4	0.667	14-4	0.778
Wisconsin	8-4	0.667	14-5	0.737
Purdue	7-5	0.583	12-7	0.632
Rutgers	6-6	0.500	10-6	0.625
Minnesota	4-6	0.400	11-6	0.647
Indiana	4-6	0.400	9-8	0.529
Maryland	4-7	0.364	10-8	0.556
Penn State	3-7	0.300	6-8	0.429
Northwestern	3-8	0.273	6-9	0.400
Michigan State	2-7	0.222	8-7	0.533
Nebraska	0-5	0.000	4-8	0.333

Date	Matchup or Result	Time
2/2	* Maryland 61, Purdue 60	
2/2	* Illinois 75, Indiana 71	
2/2	* Iowa 84, Michigan State 78	
2/2	* Wisconsin 72, Penn State 56	
2/4	Ohio State at Iowa	6 p.m.
2/4	Minnesota at Rutgers	8 p.m.
2/5	Maryland at Penn State	6 p.m.
2/6	Wisconsin at Illinois	1:30 p.m.
2/6	Northwestern at Purdue	2:30 p.m.
2/6	Nebraska at Michigan State	5:30 p.m.
2/7	Iowa at Indiana	11 a.m.
2/8	Nebraska at Minnesota	7 p.m.
2/8	Ohio State at Maryland	8 p.m.
2/9	Penn State at Michigan State	6 p.m.
2/10	Rutgers at Iowa	6 p.m.
2/10	Indiana at Northwestern	8 p.m.

SCOUTING MICHIGAN STATE

Under Hall of Fame Coach Tom Izzo, the Spartans have been the flagship program in the Big Ten over the last two-plus decades. The Spartans have made eight Final Fours in the last 22 seasons and were 22-9 before last season was ended by the COVID-19 pandemic. MSU was playing its best basketball when the season ended, closing Big Ten play with five straight wins to share the regular-season crown with Wisconsin and Maryland at 14-6.

MSU won its first six games this season, including a 75-69 win at Duke and a 10-point win over Notre Dame, before a slow start in Big Ten play. MSU dropped its first three games before posting wins over Nebraska and Rutgers. The Spartans lost a 15-point halftime lead in a one-point defeat against Purdue before MSU was stopped for 20 days because of a COVID-19 pause. Saturday's game at Nebraska is MSU's first home game since returning to action, as the Spartans dropped games at Rutgers, Ohio State and Iowa.

Aaron Henry leads Michigan State in scoring at 13.9 points per game, while also topping MSU in assists (3.5), blocked shots (1.4) and steals (1.5). Junior transfer Joey Hauser has been an impact performer in his first season as a Spartan, averaging 11.2 points per game on 49 percent shooting and a team-high 7.5 rebounds per game. Six MSU players average at least 5.1 points per game.

**Series History:** Michigan State leads the all-time series, 19-9, in a series that dates back to February of 1920. The Huskers are 3-11 against Michigan State since joining the Big Ten, while the Spartans have won the last seven meetings. Since joining the Big Ten, NU has faced a ranked Spartan team in 10 of the 14 meetings. Nebraska has won twice in East Lansing, including a 60-51 win over No. 9 MSU in 2014 and a 72-71 win over the No. 11 Spartans on Jan. 20, 2016.

**Last meeting vs. MSU:** Nebraska nearly rallied back from a 17-point second-half deficit before falling to No. 17 Michigan State, 84-77, on Jan. 2. The Huskers trailed 52-35 with 17:34 remaining before making a spirited comeback behind the scoring of Teddy Allen, who had 19 of his team-high 23 points in the second half. NU pulled to within 66-61 with 7:32 left and trailed 71-64 after a 3-point play from Trey McGowens at the 4:57 mark, but two straight MSU buckets gave the Spartans an 11-point lead after Josh Langford's basket with 3:35 remaining. The Huskers eventually cut the margin to five three times in the last 1:12, but the Spartans kept the Huskers at bay to earn their first conference win.

McGowens added 20 points on 6-of-10 shooting and five rebounds, while Kobe Webster was the third Husker in double figures with 10 points. Michigan State's Aaron Henry led all scorers with a career-high 27 points.

LAST TIME OUT

Nebraska overcame an 18-point deficit to take a three-point lead with just over seven minutes remaining, but Indiana held on for an 84-76 win over the Huskers on Jan. 10. Teddy Allen led five Huskers in double figures with 21 points, while Lat Mayen chipped in a career-high 15 points, including 5-of-9 from 3-point range.

Nebraska withstood a blistering Hoosier start, as IU hit 11 of its first 15 shots from the floor, including 6-of-8 from 3-point range to build a 31-13 lead.

The Huskers regrouped, as Shamiel Stevenson keyed an 8-0 spurt to pull NU within 31-21 after Mayen's third 3-pointer

NEBRASKA-MICHIGAN STATE AT A GLANCE

- All-Time: Michigan State leads, 19-9
- In Lincoln: Michigan State leads, 8-6
  - At Pinnacle Bank Arena: Michigan State leads, 4-1
- In East Lansing: Michigan State leads, 9-3
  - At Breslin Center: Michigan State leads 7-3
- In Kansas City: Michigan State leads 1-0
- In Atlanta: Michigan State Leads 1-0
- In Big Ten Conference games: Michigan State leads, 11-3
- In Big Ten Tournament games: 0-0

Husker-Spartan Superlatives

- Most consecutive wins (year ended): Nebraska 3 (2014-16); Michigan State 7 (2017-present)
- Most points scored: Nebraska, 96, at Lincoln, Neb., Dec. 10, 1994; Michigan State, 101, at East Lansing, Mich., Dec. 4, 1991
- Highest combined score: 187, Michigan State, 91, Nebraska, 96, at Lincoln, Neb., Dec. 10, 1994
- Biggest winning margin: Nebraska, 19, at Lincoln, Neb., Feb. 14, 1920; Michigan State, 29, at East Lansing, Mich., Dec. 3, 2017

Series History

Date	Site	Rankings	Result	Neb.	Wis.
2-13-20	H	-/-	W	43	26
2-14-20	H	-/-	W	39	20
12-27-56	N	-/-	L	65	79
12-20-58	A	-/11	L	55	80
12-17-59	H	-/-	L (2OT)	80	82
12-20-67	A	-/-	L	70	74
12-16-68	H	-/-	W	73	59
12-29-83	N	-/-	L	45	58
11-30-88	H	-/-	L	75	77
11-29-89	A	-/-	L	69	80
11-28-90	H	-/5	W	71	69
12-4-91	A	-/22	L	78	101
12-18-93	A	-/6	W	85	81
12-10-94	H	-/15	W (OT)	96	91
12-31-11	H	-/16	L	55	68
2-25-12	A	-/6	L	34	62
1-13-13	A	-/22	L	56	66
2-16-13	H	-/8	L	64	73
2-16-14	A	-/9	W	60	51
1-24-15	H	-/-	W	79	77
1-20-16	A	-/11	W	72	71
2-2-17	H	-/-	L	61	72
2-23-17	A	-/-	L	72	88
12-3-17	A	-/3	L	57	86
1-17-19	H	-/6	L	64	70
3-5-19	A	-/9	L	76	91
2-20-20	H	-/-	L	65	86
2-2-21	H	-/17	L	77	84

CAREER STATS VS. MICHIGAN STATE

Player	GP-GS	Min-Avg	FG-FGA	Pct	3FG-FGA	Pct	FT-FTA	Pct	Off	Def	Tot	Avg	PF	A	TO	Blk	Stl	Pts	Avg
Allen	1-1	26-26.0	10-18	.556	3-7	.429	0-0	.000	2	4	6	6.0	3	1	3	0	1	23	23.0
Andre	1-0	2-2.0	0-0	.000	0-0	.000	0-0	.000	0	1	1	1.0	0	0	1	0	0	0	0.0
Arop	1-0	6-6.0	0-0	.000	0-0	.000	0-2	.000	0	0	0	0.0	1	0	0	1	0	0	0.0
Banton	1-1	33-33.0	1-3	.333	0-1	.000	5-6	.833	1	0	1	1.0	3	7	4	0	0	7	7.0
Lakes	1-0	3-3.0	0-0	.000	0-0	.000	0-0	.000	0	1	1	1.0	0	0	0	0	0	0	0.0
Mayen	1-1	15-15.0	3-5	.600	2-3	.667	0-0	.000	0	3	3	3.0	5	0	1	1	1	8	8.0
McGowens	1-1	33-33.0	6-10	.600	2-2	1.000	6-7	.857	0	5	5	5.0	4	2	3	0	1	20	20.0
Ouedraogo	2-2	47-23.5	7-11	.636	0-0	.000	2-5	.400	9	2	11	5.5	2	0	4	2	1	16	8.0
Stevenson	1-0	5-5.0	0-1	.000	0-0	.000	0-0	.000	0	1	1	1.0	1	0	1	0	0	0	0.0
Thorbjarnarson	4-1	69-17.3	3-17	.176	0-7	.000	2-3	.667	2	6	8	2.0	5	3	1	0	1	8	2.0

of the half. Indiana eventually pushed the margin to 15 before the Huskers ran off seven straight points, the final two coming off a Derrick Walker layup to make it 42-34 with 2:25 left in the half. Indiana, which shot 53 percent in the first half, stretched the lead back to 12 with the final four point off the half, the last coming on Trey Galloway's tip-in to beat the first half buzzer.

Nebraska roared back in the second half, using a 19-4 surge behind the play of Walker, who had 10 points in his Husker debut, and Trey McGowens, who had 10 points and six assists. The Huskers, who hit 13 of their first 17 shots from the field in the second half, eventually built the lead to 69-66 after a McGowens' layup with 7:21 remaining capped a streak of seven straight makes for Nebraska. The Hoosiers (8-5, 3-3 Big Ten) would answer back, as Anthony Leal's 3-pointer would knot the score at 69. With the score tied at 72. Trayce Jackson-Davis took over, scoring six of his 15 points to help Indiana build a 77-72 lead. NU got to within 77-75 on Allen's 3-pointer with 2:11 left, but could not get closer.

Rob Phinisee led four Indiana players in double figures with 18 points, including 16 in the first half, while Jackson-Davis posted a double-double with 15 points and 11 boards.

**WORTH NOTING**

- All five starters had at least 10 points for Nebraska. That marked the fourth game this season that at least five Huskers scored in double figures.
- Nebraska's 76 points marked the second-highest total Indiana had allowed in regulation this year.
- Teddy Allen had a game-high 21 points, marking his sixth 20-point game this season and his second straight 20-point effort.
- Lat Mayen hit a career-high five 3-pointers to finish with a career-high 15 points. Mayen's previous career highs were three 3-pointers and 13 points against McNeese State.
- Trey McGowens dished out a season-high six assists, as his previous 2020-21 high was three on two other occasions.

**STORYLINES**

- The Huskers will embark on a two-game road swing, as the team will travel to Minnesota following the MSU contest. It will be the first time NU has done that since the 2017-18 season (at Ohio State, at Rutgers) and just the second time since joining the Big Ten prior to the 2011-12 campaign.
- Nebraska's game at Michigan State on Saturday will be NU's first road contest since Dec. 30. NU is 0-3 on the road this season with all three losses coming to nationally ranked teams (Creighton, Wisconsin, Ohio State).
- Nebraska Head Coach Fred Hoiberg will see a familiar face on the opposite sideline on Saturday, as his son Jack is a junior guard at Michigan State. Jack, the second oldest of Hoiberg's four kids, has played in eight games this season and was put on scholarship for the 2020-21 campaign.
- After the Ohio State loss on Dec. 30, a point of emphasis has been fixing the Husker' offensive attack. In the two games since the loss to the Buckeyes, NU averaged 76.5 points per game while making significant strides in its shooting numbers. Against Indiana, the Huskers averaged 1.10 points per possession, as the Hoosiers were in the top 15 nationally in defensive efficiency according to KenPom.

**Improving Offense**

Games	PPG	FG Pct.	3Pt. Pct.	FT Pct.	Asst-to-Turn Ratio
First 3 B1G	58.7	.337	.250	.621	0.65-to-1
Last 2 B1G	76.5	.473	.429	.707	1.03-to-1

• Teddy Allen is one of only four newcomers among power conference players averaging at least 17.0 points per game as of Feb. 3. Allen is currently sixth overall in scoring at 18.4 points per game, including 19.6 ppg in NU's five games against ranked opponents. His scoring average is on track to be the highest ever by a Husker newcomer, as the current mark is 18.1 points per game by All-Big Ten performer Terran Petteway in 2013-14.

**Highest Scoring NU Newcomers**

No.	Player	PPG	Year
-	<b>Teddy Allen</b>	<b>18.4</b>	<b>2020-21</b>
1.	Terran Petteway	18.1	2013-14
2.	James Palmer Jr.	17.2	2017-18
3.	Andrew White III	16.6	2015-16

• The Big Ten had 11 teams in the top 50 of the NET rankings on Feb. 3, including five in the top 16. No other power conference had more than 7. The Big Ten also had seven of the 20 Wooden Award™ Late Season Top 20 players released last week, as no other conference has more than three.

• Nebraska enters the weekend ranked third in the Big Ten and 64th nationally with 8.7 3-pointers per game, which is on pace to be the second-highest total in school history. It is not surprising that Nebraska has relied on its 3-point shooting in Hoiberg's tenure, as his Iowa State teams led the Big 12 in 3-pointers in four of his five seasons at the school.

The Huskers have struggled from beyond the arc, shooting just 32.0 percent from 3-point range. During his five seasons at Iowa State (2010-11 to 2014-14), the Cyclones shot at least 36 percent from the line in each season.

**Most 3-Pointers/Game in School History**

No.	School	Games	3-Pointers/Game
1.	2001-02	28	9.54
-	<b>2019-20</b>	<b>12</b>	<b>8.66</b>
2.	2019-20	32	7.90
3.	2006-07	31	7.87
4.	2018-19	36	7.50

• Trevor Lakes enters Saturday's game at Michigan State needing one point to reach 1,000 for his college career. He would become the second current Husker with at least 1,000 career points, joining grad transfer Kobe Webster (1,510). Junior guard Trey McGowens is now just 100 points from 1,000 for his collegiate career.

**LEARFIELD IMG COLLEGE HUSKER SPORTS NETWORK**

**Kent Pavelka**

- Is in his 34th season of calling Husker men's basketball
- Called NU basketball for two stretches from 1974-1996 before returning to play-by-play duties full time in 2006-07
- Called his 1,000th Husker basketball game in 2018-19
- Six-time Nebraska Sportscaster of the Year who was inducted into the Nebraska Broadcasters Hall of Fame in 2019

**Jake Muhleisen**

- Is in his third season as full-time color analyst
- Four-year starter at Nebraska from 2002-05
- Three-year team captain during his career

**Ben McLaughlin**

- Fills in as a color analyst for select broadcasts
- Co-hosts Sports Nightly and works on the Learfield IMG College football and baseball broadcasts

**2020-21 Network Affiliates**

City	Station	Location
Ainsworth	KBRB	1400 AM
Alliance	KCOW	1400 AM
Beatrice	KWBE	1450 AM
Broken Bow	KBBN	95.3 FM
Chadron	KCSR	610 AM
Columbus	KJSK	900 AM
Fairbury	KGMT	1310 AM
Falls City	KTNC	1230 AM
Fremont	KFMT	105.5 FM
Grand Island	KRGI	1430 AM
Hastings	KHAS	1230 AM
Holdrege	KUVR	1380 AM
Kearney	KGFW	1340 AM
Lexington	KRVN	880 AM
Lincoln	KLIN	1400 AM
McCook	KSWN	93.9 AM
Nebraska City	KNCY	1600 AM
Nebraska City	KBIE	103.1 FM
Norfolk	KNEN	94.7 FM
North Platte	KODY	1240 AM
North Platte	KXNP	106.1 FM
O'Neill	KRBX	102.9 FM
Omaha	KXSP	590 AM
Scottsbluff	KNEB	960 AM
Sidney	KSID	1340 AM
Superior	KRFS	1600 AM
Superior	KRFS	103.9 FM
Valentine	KVSH	940 AM

**Nationwide**

- Huskers.com & Huskers App
- TunelIn.com/Huskers & TunelIn App
- SiriusXM Satellite Radio

**POWER CONF. NEWCOMERS (THRU 2/3)**

No.	Name (School)	PPG
1.	Cameron Thomas (LSU)	22.3
2.	<b>Teddy Allen (Neb.)</b>	<b>18.4</b>
3.	Cade Cunningham (Okla. St.)	18.1
4.	Carlik Jones (Louisville)	17.4

*Includes ACC, B1G, Big East, Big 12, Pac-12, SEC*

**QUICK FACTS**

**University of Nebraska Information**

Location.....Lincoln, Neb.  
 Founded ..... 1869  
 Enrollment..... 25,057  
 Nickname ..... Cornhuskers, Huskers  
 Colors ..... Scarlet & Cream  
 Affiliation..... NCAA Division I  
 Conference ..... Big Ten Conference  
 Home Arena ..... Pinnacle Bank Arena  
 Capacity/Year Opened..... 15,000/2013  
 Chancellor ..... Ronnie Green  
 Faculty Rep. .... Scott M. Fuess Jr.  
 Athletics Director..... Bill Moos  
 Deputy A.D./Chief of Staff..... John Johnson  
 Athletic Dept. Phone ..... (402) 472-4224  
 Assistant A.D./Ticketing..... Holly Adam  
 Ticket Office Phone....(402) 472-3111 or 1-800-8BIGRED  
 Website ..... Huskers.com

**Basketball History**

First year of basketball ..... 1896-97  
 Regular-season conference titles (last)..... 7 (1950)  
 Postseason conference titles (last)..... 1 (1994)  
 All-time postseason appearances..... 26  
 All-time postseason record..... 24-25  
 NCAA Appearances (last)..... 7 (2014)  
 NIT Appearances (last) ..... 19 (2019)

**Basketball Staff**

Head Coach ..... Fred Hoiberg  
 Alma Mater (Year) ..... Iowa State (1995)  
 Record at Nebraska ..... 11-33 (2nd season)  
 Overall NCAA Coaching Record ..... 126-89 (7th season)  
 Assistant Coaches..... Matt Abdelmassih (2nd season)  
 ..... Armon Gates (3rd season)  
 ..... Doc Sadler (2nd season as asst./8th season overall)  
 Special Assistant to the Head Coach Bobby Lutz (1st season)  
 Strength Coach ..... Tim Wilson  
 Graduate Managers. Jon Harris Jr. and Athan Katsantonis  
 Director of Operations..... Luca Virgilio  
 Asst. Director of Operations ..... Sheryl Burbach  
 Video Coordinator ..... Matt Holt  
 Director of Player Development..... Buzzy Caruthers  
 Assistant Athletic Trainer..... R.J. Pietig  
 Equipment Manager..... Pat Norris

**2020-21 Team Information**

2019-20 Record ..... 7-25 (5-11 H, 0-12 A, 2-2 N)  
 Big Ten Record (Finish) ..... 2-18 (14th)  
 2020 Big Ten Tournament..... 0-1, lost to Indiana 64-89  
 Postseason..... None  
 Starters Returning/Lost ..... 2/3  
 Lettermen Returning/Lost..... 5/7  
 Scholarship Newcomers ..... 9

**Communications Contact**

Sr. Assoc. Director/MBB Contact ..... Shamus McKnight  
 Office Phone ..... (402) 472-7772  
 Cell Phone ..... (402) 540-0268  
 E-Mail ..... smcknight@huskers.com

**Men's Basketball Links**

Athletics Media Site..... huskers.com/mediafiles  
 2020-21 MBB Site..... go.unl.edu/mbbmedia2021

**NEWCOMERS MAKING AN IMPACT**

Nebraska knew it would be relying on newcomers with only three returnees on the 2020-21 roster. In the offseason, the Huskers added four scholarship players with previous Division I experience, as well as Division II transfer Trevor Lakes.

- The group combined for nearly 4,000 points, 1,300 rebounds and 600 assists in their collegiate careers before joining the Husker program.
- The group included multi-year starters Kobe Webster (Western Illinois), Trey McGowens (Pittsburgh) and Trevor Lakes (Indianapolis).

• The Huskers also gain the services of three players (Dalano Banton, Shamiel Stevenson and Derrick Walker) who all sat out the 2019-20 campaign after transferring to Nebraska. Walker made his debut on Sunday against Indiana.

• Nebraska's top five scorers are all newcomers, including three double-figure scorers. In all, nearly 90 percent of the Huskers' offense and 78 percent of its rebounds have come from players who did not play at Nebraska in 2019-20.

• Teddy Allen leads all Big Ten newcomers in scoring and steals, while Dalano Banton is second in assists and fourth in scoring, reboundings and steals. Trey McGowens ranks third among Big Ten newcomers in steals.

• In all, 43 of Nebraska's 44 double-figure efforts this season have been by players in their first season of competition at NU. Yvan Ouedraogo's double-double vs. Doane is the Huskers' only double-figure scoring effort by a returnee in 2020-21.

**IMPACT NEWCOMERS**

Category	Pct. by Newcomers
Points	89.6
Rebounds	77.9
Assists	88.1
Blocks	76.3
Steals	83.3

**A UNIQUE POINT GUARD**

It is not often that you see a point guard handling jump ball duties, but Dalano Banton is not your typical point guard, and NU coach Fred Hoiberg is finding ways to incorporate Banton's unique skills.

The 6-foot-9 sophomore provides a unique focal point to the Huskers' attack and is averaging 12.6 points, 6.8 rebounds and 5.1 assists per game. He comes into the Michigan State game ranking among the Big Ten leaders in assists (third), rebounding (12th), steals (13th) and assist-to-turnover ratio (sixth).

A former top-100 recruit, Banton has reached double figures in 10 of his 12 outings, including a 15-point, eight-rebound four-assist performance against No. 9 Wisconsin on Dec. 22 and a 17-point effort against No. 19 Michigan on Dec. 25.

• Banton is on pace to be just the fifth player to average at least 5.0 assists per game over a full season. It has happened just five previous times in school history.

• He is one of nine players nationally and one of two power conference players (Stanford's Ziaire Williams) with a triple-double this season as of Feb 2. Banton posted his first career triple-double with 13 points, 11 rebounds and 10 assists against Doane on Dec. 17. In addition, he nearly posted another triple-double against North Dakota State on Nov. 18 with 12 points, nine rebounds and eight assists.

• Banton is one of only 10 players nationally - and four from power conferences - averaging at least 12 points, 6.5 rebounds and 4.5 assists per game as of Feb. 2. Two of the four are in the Big Ten with Banton and Illinois' Ayo Dosunmu.

**BANTON BIG RANKS**

Category	Avg	B1G Rank
Assists per Game	5.1	3rd
Asst-to-TO Ratio	2.4-to-1	6th
Steals per Game	1.3	13th
Rebounds Per game	6.8	12th

**NU SINGLE-SEASON ASSIST CHART**

No.	Player (season)	APG
1.	Brian Carr (1985)	7.90
2.	Brian Carr (1986)	6.70
3.	Cam Mack (2020)	6.39
4.	Charles Richardson Jr. (2007)	5.77
-	Dalano Banton (2021)	5.08
5.	Brian Carr (1987)	5.03

**Power Conference Players Averaging 12.0 Points, 6.0 Rebounds and 4.5 Assists Per Game in 2020-21**

Name	School	PPG	RPG	APG
Ayo Dosunmu	Illinois	21.2	6.1	4.6
David Duke	Providence	18.6	6.0	4.9
Dalano Banton	Nebraska	12.6	6.8	5.1
Carlík Jones	Louisville	16.5	6.1	4.9

*CBB Reference*

**BANTON POSTS TRIPLE-DOUBLE**

Prior to Fred Hoiberg taking over the Nebraska basketball program, Nebraska never had a triple-double in a regular-season game, but now has had one in each of the past two seasons following Dalano Banton's triple-double against Doane on Dec. 17. In fact, the only two triple-doubles in the Big Ten have been by Huskers. Hoiberg has had three players on the college level post a triple double, as Royce White of Iowa State had one in 2012 (10 points, 18 rebounds, 10 assists).

**Nebraska Triple-Doubles Under Hoiberg**

Player	Opponent	Date	Points	Rebounds	Assists
Cam Mack	Purdue	Dec. 15, 2019	11	10	12
Dalano Banton	Doane	Dec. 17, 2020	13	11	10

**STEALS = BASKETS**

Nebraska's length on the defensive end has been disruptive during the first half of the campaign. The Huskers enter the Michigan State contest ranked third in the Big Ten with 7.5 steals per game.

• Nebraska will look to finish among the top three teams in the Big Ten in steals for the third straight year (2019-20, 7.0, second; 2018-19, 7.2, third).

• Teddy Allen (1.8 spg, third), Trey McGowens (1.3 spg, 8th) and Dalano Banton (1.3 spg, 10th) rank among the Big Ten leaders in steals.

• Nebraska had 10+ steals in each of its first three games, marking the first time since the 2016-17 season and just the second time since 2010.

## TEDDY BUCKETS

Junior college transfer Teddy Allen has lived up to his billing as an elite scorer in his first season at Nebraska. The 6-foot-6 junior guard leads Nebraska and ranks fifth in the Big Ten in scoring at 18.4 points per game while also chipping in 5.1 rebounds and 1.8 steals per game.

- Allen, who leads all Big Ten newcomers in scoring and steals, is one of only two newcomers listed in the top 10 of the Big Ten in scoring as of Feb. 3.
- He is one of only 11 players nationally - and one of three players from power conferences - averaging at least 18.0 points, 5.0 rebounds and 1.5 steals per game and has played in at least five games this season. Julian Champaigne (St. John's) and James Bouknight (UConn) are the other power conference players with those marks.
- Allen has a team-high six 20-point efforts and is one of six Big Ten players with at least six 20-point games this season.
- He has been in double figures in each of his past 13 games dating back to his NCAA Sweet 16 game at West Virginia in 2018.
- Allen has played well against the Huskers' toughest opponents, averaging 19.6 ppg in NU's five games against ranked opponents this season.
- He has nine career 20-point games, including three during his freshman season at West Virginia in 2017-18.

Allen, who averaged 31.4 points per game at Western Nebraska Community College last season, had 21 points in the Huskers' loss to Indiana on Jan. 10. Against No. 17 Michigan State, he had 19 of his team-high 23 points in the second half. He enjoyed his best performance of the season at No. 8 Creighton on Dec. 11, when he totaled D-1 career highs with 26 points and nine rebounds. He also posted 20-point games against No. 19 Michigan (25), North Dakota State (22) and South Dakota (23).

## HUSKERS LOOK TO PUSH PACE

When Nebraska coach Fred Hoiberg talks about playing with pace, he means it. His first Nebraska team led the Big Ten and was the only conference program in the top-50 nationally in tempo in 2019-20. It was the highest finish of any Big Ten program in the KenPom database since the site began tracking in 2001-02.

In six full seasons as a college head coach, his teams have ranked in the top-50 in tempo five times - that matches the entire number of times that a Big Ten program has done it since the 2001-02 campaign. Prior to Hoiberg's arrival, the last time a Husker team was in the top-100 nationally in tempo according to KenPom was in 1999-2000 under Danny Nee.

### Pace Under Hoiberg

Year	Hoiberg-Coached Team	Big Ten Leader
2010-11	Iowa State (34th)	Iowa (100th)
2011-12	Iowa State (128th)	Iowa (70th)
2012-13	Iowa State (30th)	Iowa (95th)
2013-14	Iowa State (12th)	Iowa (29th)
2014-15	Iowa State (10th)	Minnesota (47th)
2019-20	Nebraska (16th)	Same

## FROM COLLEGE TO THE NBA AND BACK AGAIN

Nebraska's Fred Hoiberg is in an exclusive club, as he was one of just 10 current D-I coaches to coach in both Division I and in the NBA in 2020-21. He spent three-plus seasons with the Chicago Bulls, guiding the Bulls to the NBA Playoffs in 2016. Hoiberg's 270 regular-season NBA games rank second among the 10 former NBA coaches in the collegiate ranks. Hoiberg also brings five years of NBA front office experience, as he worked with the Minnesota Timberwolves from 2005 to 2010.

Coach, School	NBA Head Coach, Years
John Calipari, Kentucky	New Jersey, 1996-99
Leonard Hamilton, Miami	Washington, 2000-01
Fred Hoiberg, Nebraska	Chicago, 2015-18
Lindsey Hunter, Mississippi Valley State	Phoenix, 2013
Lon Kruger, Oklahoma	Atlanta, 2000-03
Larry Krystkowiak, Utah	Milwaukee, 2007-08
Eric Musselman, Arkansas	Golden State, 2002-04; Sacramento, 2006-07
Terry Porter, Portland	Milwaukee, 2003-05; Phoenix 2008-09
Rick Pitino, Iona	New York, 1987-89; Boston, 1997-2001
Darrell Walker, Arkansas Little Rock	Toronto, 1996-98; Washington, 1999-2000

## HUSKERS SIGN TALENTED TRIO

The three-member class that the Nebraska basketball program signed in November for next season has been lauded as one of the nation's top recruiting classes.

The trio of Wilhelm Breidenbach, Bryce McGowens and Keisei Tominaga has NU ranked 16th in the ESPN.com team ranking as of Dec. 10th. The class ranks third in the Big Ten to Michigan and Michigan State, and Nebraska is one of three Big Ten programs - joining Michigan and Michigan State - in signing a five-star recruit in the class of 2021.

- NU's class features a pair of top-100 recruits in McGowens and Breidenbach, who are two of the three-highest-rated players Nebraska has signed in the 247 composite database, which compiles all of the major recruiting sites into one list.
- McGowens is listed as a 5-star recruit by all three national publications (ESPN, 247, Rivals) and is a consensus top-25 national player (ESPN, 247 Sports, Rivals). He is the highest-ranked recruit Nebraska has signed since the current national recruiting sites began nearly 20 years ago.
- Breidenbach is a four-star recruit by both ESPN and 247 Sports and is ranked No. 63 by ESPN and No. 87 on 247Sports composite rankings.

## HIGH SCORING ALLEN BROTHERS

While Teddy ranks fifth in the Big Ten in scoring at 18.4 ppg, younger brother Timmy plays at Utah and is fifth in the Pac-12 in scoring at 16.8 ppg as of Feb. 2.

## TOP-10 PINNACLE BANK ARENA CROWDS

No.	Attend.	Opponent	Date
1.	15,998	Wisconsin	March 9, 2014
2.	15,991	Penn State	Feb. 25, 2018
3.	15,987	Tennessee-Martin	Nov. 28, 2014
4.	15,978	Northwestern	March 1, 2014
5.	15,952	Iowa	Jan. 27, 2018
6.	15,950	Creighton	Dec. 8, 2018
7.	15,949	Arkansas State	Dec. 14, 2013
8.	15,946	South Dakota State	Nov. 15, 2019
9.	15,945	Minnesota	Jan. 26, 2014
10.	15,933	Iowa	Feb. 22, 2015

## RECORD AT PINNACLE BANK ARENA

Season	Wins	Losses	Pct.
2013-14	15	1	.938
2014-15	10	6	.625
2015-16	10	8	.556
2016-17	8	8	.500
2017-18	16	1	.941
2018-19	13	5	.722
2019-20	5	11	.313
2020-21	4	5	.444
<b>Totals</b>	<b>81</b>	<b>45</b>	<b>.643</b>

## 2020-21 MISC. STATS

### DOUBLE DOUBLES

Dalano Banton vs. Doane ..... 13 pts., 11 reb., 10 asst.  
Yvan Ouedraogo vs. Doane ..... 13 pts., 13 reb.

### TEAM LEADERS

**Double-Figure Scoring Games:** ..... Allen-12; Banton-10  
McGowens-8; Webster-6; Mayen-3; Stevenson-2;  
Lakes-1; Ouedraogo-1; Walker-1

**10+ Rebounding Games:**..... Banton-1; Ouedraogo-1;  
Mayen-1

**Double-Doubles:**.....Banton-1; Ouedraogo-1

**Triple-Doubles:**.....Banton-1

**20-Point Games:** ..... Allen-6; Webster-1; McGowens-1

**30-Point Games:** .....None

**Games Leading NU in Scoring:\***.... Allen-9; Banton-3; McGowens-1;  
Stevenson-1; Webster-1

**Games Leading NU in Rebounding:\*** .....Banton-6; Ouedraogo-3;  
Allen-3; Mayen-2; McGowens-2

**Games Leading NU in Assists:\*** ..... Banton-10; Thorbjarnarson-1;  
Mayen-1; Allen-1

**Games Leading NU in Blocks\*** ..... Banton-6; Ouedraogo-4;  
Mayen-3; McGowens-1; Porter-1; Allen-1; Walker-1;  
Stevenson-1

**Games Leading NU in Steals** ..... Allen-7; Banton-4;  
McGowens-5; Thorbjarnarson-2; Stevenson-1; Mayen-2;  
Ouedraogo-1; Walker-1

\*-Includes Ties

## AROP TO MISS 2020-21 SEASON

University of Nebraska Head Coach Fred Hoiberg announced on Nov. 12 that sophomore Akol Arop will miss the entire 2020-21 season following knee surgery.

Arop played in 21 games as a true freshman for the Huskers. While he averaged just 1.0 points and 1.3 rebounds per game in 2019-20, Arop saw most of his action down the stretch, playing at least 20 minutes in each of the Huskers' final three games.



## HUSKERS' SOCIAL JUSTICE PATCH

No more hashtags, only change.

Amidst the national protests and a summer of unrest and injustice, Nebraska Men's Basketball was inspired to become change agents in the fight against injustice. As the first Nebraska Athletics coach to comment on the protests publicly, coach Fred Hoiberg and staff made it a priority to discuss the events with his team in May and June 2020. What transpired was an overwhelming message of change. And most importantly, no more hashtags.

This season, The NCAA Playing Rules Oversight Panel approved rules to allow student-athletes in all sports to wear patches on their uniforms for commemorative and memorial purposes, as well as to support social justice issues. Nebraska Men's Basketball wanted to create a patch with a message, one specific to their team.

As Kobe Webster and Teddy Allen closed the speech, Allen called for action. No more hashtags, only change. This phrase, not meant to only inspire action instead of talk, is also meant to inspire no more hashtags of names, specifically of victims of injustice. The patch symbolizes the need to move toward actionable steps outlined. Bring awareness to the issues, educating yourself on these issues, being unified on creating change in the world, and the plea to have no more names becoming hashtags.

Nebraska Men's Basketball has made statements, the team has now shifted to action. Among the first teams in the country to declare Election Day an off day for athletes to vote, the team also held educational sessions throughout the summer and fall, meeting with the Lincoln Police Department, the Malone Center, and collaborating with the Diversity and Inclusion Director to establish a plan of action moving forward.

## CUTOUPS ON SALE FOR 2020-21 SEASON

Husker fans can get their pictures in Pinnacle Bank Arena for the 2020-21 season by purchasing Nebraska Basketball fan cutouts at [shop.fancutouts.com/products/nebraska-basketball](http://shop.fancutouts.com/products/nebraska-basketball). Cutouts are only \$55 and all proceeds from the season-long campaign will support Husker student-athletes and allow Nebraska Athletics to address the areas of greatest need during this challenging time.

- At the end of the basketball season, fans will have the opportunity to pick up their cutouts free of charge. Fans who wish to have their cutouts shipped after the season will be charged an additional \$25 per order at the time of purchase

- All sales are final. Cutout locations may be subject to change throughout the season depending on permissible fan capacity.

## HUSKER NOTEBOOK

- Nebraska's 2020-21 roster features players from six countries (United States, Canada, Iceland, England, France and Australia). Nebraska's six international players tie for eighth nationally and ties for third among power conference programs (Arizona and Washington State-7 apiece).

- Nebraska is a bigger and more experienced team in Hoiberg's second season. Last year, Nebraska ranked among the least experienced Division I programs and was one of the smallest teams in the Big Ten according to data from KenPom. This season, the Huskers have made significant improvements in both areas.

### Adding Size and Experience

Personnel	20-21 (Rank)	B1G Rank	2019-20 (Rank)	B1G Rank
Experience:	2.00 yrs (71)	4th	1.41 yrs (267)	9th
Average Height:	78.2" (24)	5th	77.0" (142)	13th

- Nebraska has several players whose relatives played collegiately, including Jace Piatkowski, whose father Eric scored nearly 2,000 points at Nebraska before spending 14 years in the NBA.

### Athletic Families

Player	Relative	College (Sport)
Teddy Allen	Timmy Allen (Brother)	Utah (MBB)
Akol Arop	Aguek Arop (Brother)	San Diego State (MBB)
Trey McGowens	Bobby McGowens (Father)	Clemson (FB)/South Carolina State (MBB/FB)
	Pam Owens (Mother)	Western Carolina (WBB)
	Bryce McGowens (Brother)	Signed with Nebraska (MBB)
Jace Piatkowski	Eric Piatkowski (Father)	Nebraska (MBB)
Bret Porter	Budge Porter (Father)	Nebraska (FB)
	Mort Porter (Grandfather)	Nebraska (FB)
	Grove Porter (Great Grandfather)	Nebraska (FB)
Elijah Wood	Anthony Wood (Father)	Hampton (MBB)

- Nebraska signed a pair of top-20 junior college prospects for the second straight season. Junior guard Teddy Allen was rated eighth by JUCORecruiting.com, while forward Lat Mayen was tabbed 18th nationally by the publication. The Huskers were one of three programs nationally to sign a pair of top-20 JUCO recruits (St. John's and Southern Miss).

## NEBRASKA BOASTS HIGHEST EVER GSR SCORE

Nebraska student-athletes have posted a 94 percent NCAA Graduation Success Rate (GSR), continuing the Huskers' long tradition of being a national leader in the classroom. The NCAA released its GSR scores on Nov. 17, with Nebraska recording its highest all student-athlete rate for the eighth consecutive year. It also marked the third straight year Nebraska has achieved a GSR of 90 percent or higher.

- At the conference level, the 94 percent mark is tied for second among 14 Big Ten schools. On the national scale, Nebraska's GSR ranks in a tie for 10th among 65 Power Five Schools, and third among public institutions at the Power Five level.

- The Husker men's basketball program achieved a 100 percent GSR and was one of 13 Husker programs to post a 100 GSR in the latest rankings.

- The 94 percent GSR rate is another milestone for a program that has long been a national leader in academic and athletic achievement. Nebraska leads the nation with 340 CoSIDA Academic All-Americans in school history across all sports. Nebraska also leads the nation with 18 NCAA Today's Top 10 Award winners.

## MISSING THAT HOME CROWD ADVANTAGE

With no fans allowed for the foreseeable future, Nebraska will miss out on the fan support which has ranked among the nation's best since moving into Pinnacle Bank Arena in 2013-14.

- Nebraska has ranked in the top 15 nationally in average attendance in each of the past seven seasons, averaging sellout crowds in the 15,000-seat arena.

- In 2019-20, the Huskers finished the home portion of their campaign averaging 15,605 fans per game for 16 home games. The average set NU's single-season record, breaking the mark of 15,569 per game set during the 2014-15 season despite posting a 7-25 record.

- Nebraska is one of nine schools in the country to average 15,000+ fans per contest in each of the last seven seasons (2014-20), joining Kentucky, Syracuse, Louisville, North Carolina, Wisconsin, Indiana, Kansas and Creighton.

### PINNACLE BANK ARENA ATTENDANCE

Season	Average	NCAA Rank
2013-14	15,419	13th
2014-15	15,569	10th
2015-16	15,430	11th
2016-17	15,427	11th
2017-18	15,494	11th
2018-19	15,341	10th
2019-20	15,605	11th

## HUSKER FAMILY TIES RUN DEEP FOR HOIBERG

While Fred Hoiberg grew up in Ames and played his high school (Ames High School) and college basketball (Iowa State) there, he was born in Lincoln and has numerous ties to the city and to the University of Nebraska.

- Fred's father (Eric) and mother (Karen) both earned their undergraduate degrees from Nebraska in 1966. In fact, Eric earned his undergraduate degree, Master's degree, and Ph.D. in sociology from the university.

- His maternal grandfather was former Husker basketball coach Jerry Bush. Known as the "Big Bear of the Coliseum," Bush guided NU from 1955 to 1963, and directed two of the greatest upsets ever – a 43-41 victory over top-ranked Kansas and Wilt Chamberlain, and a 55-48 victory over No. 4 Kansas State and Olympian Bob Boozer during the 1957-58 campaign.

- His paternal grandfather (Otto) received his Master's Degree and Ph.D from Nebraska. He joined the faculty of the University of Nebraska in 1948, where he taught sociology and served as director of the community development program in the University of Nebraska Extension Division.



# NEBRASKA HEAD COACH FRED HOIBERG

## AT NEBRASKA (2019-PRESENT)

• Hired as Nebraska's 28th men's basketball coach on March 30, 2019, a position his grandfather (Jerry Bush) held for nine seasons from 1954 to 1963.

## CHICAGO BULLS (2015-18)

- Coached the Chicago Bulls for three-plus seasons, posting a 115-155 record.
- Became just the fifth coach in franchise history to post a winning record in his debut season.
- Took the Bulls to the 2017 NBA Playoffs where they won the first two games against the top-seeded Boston Celtics, as the Bulls were the first No. 8 seed to take a 2-0 lead against a No. 1 seed since 1993.
- Was the fifth coach in NBA history to have each of his first two career playoff victories come on the road.

## IOWA STATE (2010-15)

- Served as head coach at his alma mater for five seasons, posting a 115-56 record, which is the top winning percentage in school history (.673).
- Led the Cyclones to four straight NCAA Tournament appearances - a program record - while his 115 wins were the most in a five-year stretch in school history.
- Guided Iowa State to back-to-back Big 12 Tournament titles in 2014 and 2015.
- Produced four All-Americans, 12 All-Big 12 honorees and 10 players who played in the NBA.
- Named Big 12 Coach of the Year in 2012, as the Cyclones went from three conference wins to 12 in one season.
- Won 28 games and reached the NCAA Sweet 16 in 2014.
- Led the Big 12 in scoring offense in two of his last four seasons and topped the conference in 3-pointers four times in five years.

## MINNESOTA TIMBERWOLVES (2005-10)

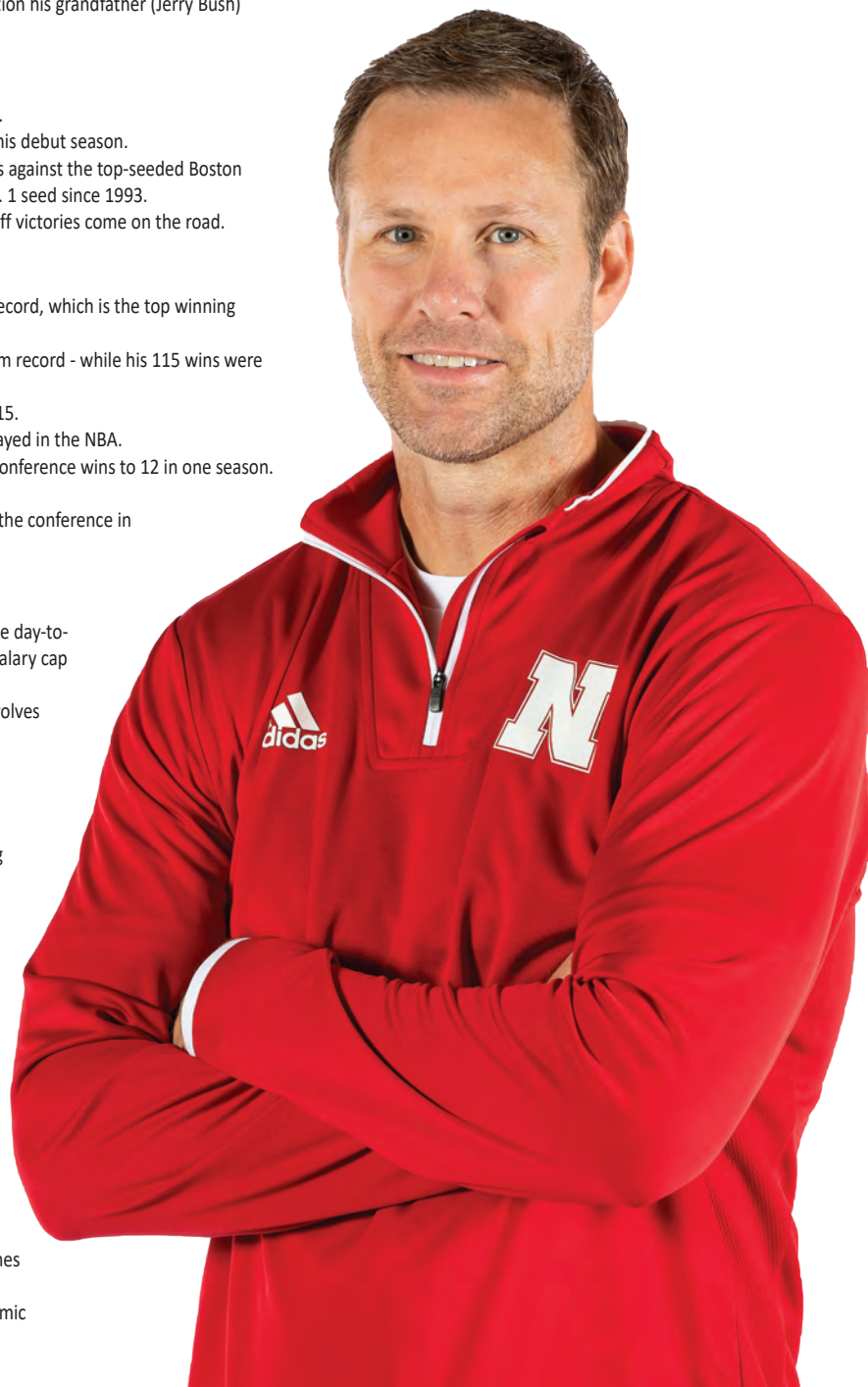
- Served as Vice President of Basketball Operations in 2009-10, overseeing the day-to-day operations of basketball programs including college and pro scouting, salary cap management and NBA Draft preparations.
- Was the Assistant General Manager for three seasons, helping the Timberwolves orchestrate a draft-day trade for five-time all-star Kevin Love in 2008.

## AS AN NBA PLAYER (1995-2005)

- Spent 10 years in the NBA with the Indiana Pacers (four seasons), Chicago Bulls (four seasons) and Minnesota Timberwolves (two seasons) after being selected in the second round of the 1995 NBA Draft.
- Was a member of three NBA Playoff Teams, including a Timberwolves team that reached the 2004 Western Conference Finals.
- Shot 40 percent from 3-point range during his career and led the NBA in 3-point shooting in his final season (48.3, 2004-05).
- Ended his NBA career abruptly at the age of 33 after undergoing open-heart surgery to repair an aneurysm in his aortic root.

## IOWA STATE PLAYING CAREER (1991-95)

- Started all four seasons at Iowa State, averaging 15.8 points, 6.9 rebounds, 2.8 assists and 1.6 steals per game in his collegiate career.
- His No. 32 was retired by Iowa State in 1997 and Hoiberg is a member of the ISU Hall of Fame.
- Garnered third-team All-America honors as a senior in 1994-95, averaging 19.9 points per game to help the Cyclones win a then-school-record 23 games and was named Big Eight Co-Male Athlete of the Year in 1995.
- Two-time Academic All-American who was inducted into the CoSIDA Academic Hall of Fame in 2016.



## FRED HOIBERG'S COLLEGIATE COACHING RECORD

Year	School	Overall Record	Pct.	Conf. Record	Pct	Conf. Finish	Postseason
2010-11	Iowa State	16-16	.500	3-13	.188	12th	None
2011-12	Iowa State	23-11	.676	12-6	.677	T-3rd	NCAA Third Round
2012-13	Iowa State	23-12	.657	11-7	.611	T-4th	NCAA Third Round
2013-14	Iowa State	28-8	.778	11-7	.611	T-3rd	NCAA Sweet 16
2014-15	Iowa State	25-9	.735	12-6	.677	T-2nd	NCAA Second Round
2019-20	Nebraska	7-25	.219	2-18	.100	14th	None
2020-21	Nebraska	4-8	.333	0-5	.000	-	-
<b>Totals</b>		<b>126-89</b>	<b>.586</b>	<b>51-62</b>	<b>.451</b>	-	

**Nebraska Team**

Ranked in the top 5 (AP Poll) ..... Never Happened  
 Ranked in the top 10 (AP Poll) ..... March 1, 1966  
 Ranked in the top 20 (AP Poll) ..... Jan. 2, 1995  
 Ranked in the top 25 (AP Poll) ..... Dec. 31, 2018 (No. 24)  
 Ranked in the top 25 (USA Today Coaches Poll) ..... Dec. 31, 2018 (No. 23)

Played AP Poll No. 1 ranked team ..... lost at No. 1 Indiana (47-76), 2/13/2013  
 Defeated AP Poll No. 1 ranked team ..... at No. 1 Missouri (67-51), 2/6/1982  
 Played AP Poll No. 2 ranked team ..... lost at No. 2 Michigan (47-62), 1/9/13  
 Defeated AP Poll No. 2 ranked team ..... vs. No. 2 Oklahoma State (85-69), 2/5/1992  
 Played Team Ranked 1-5 by AP ..... lost at No. 3 Michigan State (57-86), 12/3/2017  
 Defeated Team Ranked 1-5 by AP ..... vs. No. 3 Texas (70-67), 2/19/2011  
 Played Team Ranked 6-10 by AP ..... lost at No. 9 Wisconsin (53-67), 12/22/2020  
 Defeated Team Ranked 6-10 by AP ..... vs. No. 9 Wisconsin (77-68), 3/9/2014  
 Defeated Team Ranked 11-25 by AP ..... vs. No. 21 Maryland (68-61), 3/14/2019  
 Defeated Team Ranked 1-10 by AP on Road ..... at No. 9 Michigan State (60-51), 2/16/2014  
 Defeated Ranked Team by AP on Road ..... vs. No. 25 Indiana (66-51), 1/14/2019

Scored 100 or more points ..... 110; vs. Doane, 12/17/2020  
 Scored 90 or more points ..... 110; vs. Doane, 12/17/2020  
 Scored 80 or more points ..... 110; vs. Doane, 12/17/2020  
 Scored less than 50 points ..... 47; vs. UC Riverside, 11/5/2019  
 Scored less than 40 points ..... 38; at Oregon, 12/15/2012  
 Shot 75% from the field ..... .750; vs. Nebraska-Omaha (42-56), 1/25/1988 \$  
 Shot 70% from the field ..... .723; vs. UNC Wilmington (34-47), 12/5/1997  
 Shot 60% from the field ..... .628; vs. Northwestern (27-43), 2/3/2015

Made 50 or more free throws ..... Never Happened  
 Made 40 or more free throws ..... 43; vs. Texas (43-59), 1/3/1996 - \$  
 Made 30 or more free throws ..... 37; vs. UTSA (37-50), 12/20/2017  
 Made 25 or more free throws ..... 25; vs. Illinois (25-30), 12/2/2018  
 Attempted 60 or more free throws ..... 60; vs. Kansas State (36-60), 1/11/1954 - \$  
 Attempted 50 or more free throws ..... 50; vs. UTSA (37-50), 12/20/2017  
 Attempted 40 or more free throws ..... 50; vs. UTSA (37-50), 12/20/2017  
 Attempted 30 or more free throws ..... 30; vs. South Dakota (21-30), 12/1/2020  
 Shot 100% from the foul line (min 10 att.) ..... 1.000; at Penn State (16-16), 1/19/2013  
 Shot 95% from the foul line (min 10 att.) ..... 1.000; at Penn State (16-16), 1/19/2013  
 Shot 90% from the foul line (min 10 att.) ..... .913; vs. Oklahoma State (21-23), 12/16/2018

Made 20 or more 3-pointers ..... Never Happened  
 Made 15 or more 3-pointers ..... 15; vs. Mississippi Valley State (15-37), 11/6/2018  
 Made 10 or more 3-pointers ..... 12; Doane (12-33), 12/17/2020  
 Made 0 3-pointers ..... 0; vs. Jacksonville State (0-5), 12/18/2012  
 Held Opponent to 0 3-pointers ..... 0; Southeastern Louisiana, 11/22/2015  
 Attempted 40 or more 3-pointers ..... 41; vs. Nevada (9-41), 11/26/2020 \$  
 Attempted 30 or more 3-pointers ..... 33; at Ohio State (5-33), 12/30/2020  
 Attempted 20 or more 3-pointers ..... 23; vs. Indiana (9-23), 1/10/2021  
 Shot 75% from 3-point range (min. 10 att.) ..... .750; vs. UT-Pan American (9-12), 12/2/2009 - \$  
 Shot 60% from 3-point range (min. 10 att.) ..... .647; vs. USC (11-17), 12/3/2012  
 Shot 50% from 3-point range (min. 10 att.) ..... .500; vs. Washington State (9-18), 11/25/2019  
 Shot 50% from 3-point range (min. 20 att.) ..... .571; vs. Southern (12-21), 11/22/2019

Had 60 or more rebounds ..... 60; vs. Oral Roberts, 12/22/1999  
 Had 50 or more rebounds ..... 44; vs. Doane, 12/17/2020

Had 30 or more assists ..... 35; vs. Northeastern Illinois, 12/21/1994  
 Had 25 or more assists ..... 25; vs. Doane, 12/17/2020  
 Had 20 or more assists ..... 25; vs. Doane, 12/17/2020  
 Had 15 or more assists ..... 16; vs. Indiana, 1/10/2021

Had 20 or more steals ..... 23; vs. Texas Tech, 3/4/1999 - \$  
 Had 15 or more steals ..... 16; vs. McNeese State, 11/28/2020  
 Had 10 or more steals ..... 11; vs. North Dakota State, 11/28/2020

Had 15 or more blocked shots ..... 15; vs. Coppin State, Dec. 6, 1996 - \$  
 Had 10 or more blocked shots ..... 14; at Northwestern, 1/2/2018

Had 30 or more turnovers ..... 31; at Creighton, 12/11/2005  
 Had 20 or more turnovers ..... 25; at Creighton, 12/11/2020  
 Had 5 or less turnovers ..... 5; vs. Purdue, 2/23/2019

**Nebraska Player...**

**Had 20 or more points:** ..... 21; Teddy Allen vs. Indiana, 1/10/2021  
**Had 25 or more points:** ..... 25; Teddy Allen vs. Michigan, 12/25/2020  
**Had 30 or more points:** ..... 34; James Palmer Jr. vs. Rutgers, 3/13/2019  
**Had 40 or more points:** ..... 41; Aleks Maric vs. Kansas State, 2/13/2007  
**Had 20 or more points in a half:** ..... 21; Teddy Allen vs. Michigan (1st), 12/25/2020

**Had No Player in Double Figures:** ..... vs. Ohio State, 1/21/2012  
**Had Five Players with 10 or more points** ..... vs. Indiana, 1/10/2021  
 ..... Teddy Allen (21); Lat Mayen (15), Derrick Walker (10); Trey McGowens (10); Dalano Banton (10)  
**Had Six Players with 10 or more points** ..... vs. McNeese State, 11/25/2020  
 ..... Teddy Allen (14); Trey McGowens (14); Shamiel Stevenson (14) Dalano Banton;  
 ..... Kobe Webster (13); Lat Mayen (13)  
**Two Huskers with 20 or more points, same game:** ..... vs. Michigan State, 1/2/2021  
 ..... Teddy Allen (23) and Trey McGowens (20)  
**Three Huskers with 20 or more points, same game:** ..... Iowa, 3/10/2019  
 ..... James Palmer Jr. (30), Glynn Watson Jr. (23), Isaiah Roby (23)  
**Two Huskers with 30 or more points, same game:** ..... vs. Oregon, 11/25/1995  
 ..... Tyronn Lue (30) & Jaron Boone (30) - only time in school history

**Had 10 or more rebounds:** .... 13; Yvan Ouedraogo and 11; Dalano Banton vs. Doane, 12/17/2020  
**Had 15 or more rebounds:** ..... 19; Yvan Ouedraogo vs. Northwestern, 3/1/2020  
**Had 20 or more rebounds:** ..... 21, Kimani Ffriend vs. Oral Roberts, 12/22/1999  
**Had 25 or more rebounds:** ..... 26, Bill Johnson vs. Iowa State, 1/4/1954 - \$  
**Two Huskers with 10 or more rebounds, same game:** ..... vs. Doane, 12/17/2020  
 ..... (Yvan Ouedraogo-13; Dalano Banton-11)  
**Three Huskers with 10 or more rebounds, same game:** ..... vs. Texas Tech, 1/19/2000  
 ..... (Steffon Bradford 16; Kimani Ffriend 12; Louis Truscott 11)

**Had 5 or more 3-pointers:** ..... 5; Lat Mayen vs. Indiana (5-9), 1/10/2021  
**Had 6 or more 3-pointers:** ..... 6; Kobe Webster vs. Georgia Tech (6-7), 12/9/2020  
**Had 7 or more 3-pointers:** ..... 7; Glynn Watson Jr. vs. Iowa (7-12), 3/10/2019  
**Had 8 or more 3-pointers:** ..... 8; Cary Cochran, vs. Baylor (8-13), 2/27/2002 - \$

**Had 5 or more assists:** ..... 7; Dalano Banton vs. Indiana, 1/10/2021  
**Had 10 or more assists:** ..... 10; Dalano Banton vs. Doane, 12/17/2020  
**Had 15 or more assists:** ..... 15; Charles Richardson vs. Rutgers, 12/2/2006  
**Had 18 or more assists:** ..... 18; Brian Carr, at Evansville, 1/3/1985 - \$

**Had 5 or more blocked shots:** ..... 5; Isaiah Roby vs. Northwestern, 2/16/2019  
**Had 6 or more blocked shots:** ..... 6; Isaiah Roby vs. Eastern Illinois, 11/11/2017  
**Had 7 or more blocked shots:** ..... 7; John Turek vs. Colorado, 3/2/2005  
**Had 9 or more blocked shots:** ..... 9; Mikki Moore vs. Coppin State, 12/6/1996 - \$  
**Had 10 or more blocked shots:** ..... Never Happened

**Had 5 or more steals:** ..... 5; Teddy Allen vs. North Dakota State, 11/28/2020  
**Had 6 or more steals:** ..... 6; Glynn Watson Jr. vs. Long Beach State, 11/26/2017  
**Had 7 or more steals:** ..... 7; Brandon Richardson vs. Ohio State, 1/3/2012  
**Had 8 or more steals:** ..... 8, Cookie Belcher vs. Oklahoma St., 2/7/2001 - \$  
**Had 10 or more steals:** ..... Never Happened

**Had Triple-Double (Points/Rebounds/Assists):** .....  
 ..... 10; Dalano Banton vs. Doane, 12/17/2020 (13/11/10)  
**Had Two Players with Double-Doubles:** .....  
 ..... Yvan Ouedraogo and Dalano Banton vs. Doane (12/17/2020)  
**Had Double-Double (Points/Assists):** ..... 10; Dalano Banton vs. Doane, 12/17/2020 (13/11/10)  
**Had Double-Double (Points/Rebounds):** ..... Yvan Ouedraogo vs. Doane, 12/17/2020 (13/13)  
**Had Double-Double (Points/Steals):** ..... Never Happened  
**Had Double-Double (Points/Blocks):** ..... Never Happened

\$ - School Record - # - Tied School record  
 As of 1/11/2021


## 2020-21 TELEVISION/RADIO ROSTER




**0 | TEDDY ALLEN**  
Jr. | G | 6-6 | 223




**2 | TREY MCGOWENS**  
Jr. | G | 6-4 | 191



**3 | ELIJAH WOOD**  
Fr. | G | 6-5 | 174



**4 | SHAMIEL STEVENSON**  
Jr. | G/F | 6-6 | 245




**10 | KOBE WEBSTER**  
Sr. | G | 6-0 | 172




**11 | LAT MAYEN**  
Jr. | F | 6-9 | 205



**13 | DERRICK WALKER**  
Jr. | F | 6-8 | 232



**14 | TREVOR LAKES**  
Sr. | F | 6-7 | 215



**21 | JACE PIATKOWSKI**  
Rfr. | G | 6-3 | 184




**24 | YVAN OUEDRAOGO**  
So. | F | 6-9 | 245



**30 | CHRIS MCGRAW**  
So. | G | 6-0 | 170




**33 | AKOL AROP**  
So. | F | 6-5 | 203



**34 | THORIR THORBJARNARSON**  
Sr. | G | 6-6 | 202



**35 | EDUARDO ANDRE**  
Fr. | F | 6-10 | 228



**44 | BRET PORTER**  
Rfr. | F | 6-5 | 228



**45 | DALANO BANTON**  
So. | G | 6-9 | 204



**FRED HOIBERG**  
Head Coach



**MATT ABDELMASSIH**  
Assistant Coach



**ARMON GATES**  
Assistant Coach



**DOC SADLER**  
Assistant Coach



**BOBBY LUTZ**  
Special Assistant to the  
Head Coach



**LUCA VIRGILIO**  
Director of Basketball  
Operations



**TIM WILSON**  
Strength Coach



**MATT HOLT**  
Video Coordinator



**BUZZY CARUTHERS**  
Director of Player  
Development



**R.J. PIETIG**  
Athletic Trainer




**PAT NORRIS**  
Equipment Manager



**SHERYL BURBACH**  
Assistant Director of  
Basketball Operations



**JOHN HARRIS JR.**  
Graduate Manager



**ATHAN KATSANTONIS**  
Graduate Manager

## 2020-21 GAME-BY-GAME COMPARISON

Team	FG-FGA	Pct.	3FG-3FGA	Pct.	FT-FTA	Pct.	O-D	Reb.	PF	A	TO	B	S	Pts.	W/L
McNeese State	21-55	.382	7-22	.318	6-14	.429	12-23	35	26	10	27	5	3	55	
at Nebraska	36-72	.500	10-24	.417	20-29	.690	17-28	45	15	19	10	4	16	102	W
Nevada	24-50	.480	6-21	.286	15-22	.682	10-39	49	27	12	21	1	3	69	
at Nebraska	18-62	.290	9-41	.220	21-30	.700	11-20	31	24	13	9	1	12	66	L
North Dakota State	20-69	.290	6-26	.250	11-16	.688	22-29	51	17	8	17	4	4	57	
at Nebraska	29-63	.460	9-32	.281	12-20	.600	10-32	42	16	15	10	4	11	79	W
South Dakota	23-65	.346	7-26	.354	16-21	.762	10-28	39	21	14	13	3	6	69	
at Nebraska	24-60	.400	7-24	.292	21-30	.700	11-35	46	20	10	15	3	9	76	W
Georgia Tech	26-58	.448	8-25	.320	15-20	.750	8-26	34	19	13	9	2	8	75	
at Nebraska	23-61	.377	8-23	.348	10-15	.667	15-27	42	19	14	16	1	3	64	L
at Creighton	38-73	.521	14-30	.467	8-13	.615	10-26	36	19	24	13	5	16	98	
Nebraska	25-57	.439	11-26	.423	13-22	.591	11-28	39	15	12	25	3	5	74	L
Doane	21-72	.292	13-46	.283	9-17	.529	9-25	34	18	15	13	2	6	64	
at Nebraska	41-74	.554	12-33	.364	16-25	.640	13-42	55	10	25	8	7	8	110	W
at No. 9 Wisconsin	22-55	.400	8-26	.308	15-15	1.000	6-34	40	12	14	11	1	0	67	
Nebraska	18-54	.333	8-27	.296	9-17	.529	6-25	31	15	12	9	6	6	53	L
No. 19 Michigan	30-59	.508	9-27	.333	11-14	.786	8-35	43	16	16	15	2	6	80	
Nebraska	25-64	.391	7-20	.350	12-20	.600	8-23	31	19	6	8	2	6	69	L
at No., 25 Ohio State	31-63	.492	12-32	.375	16-20	.800	11-34	45	18	16	10	3	5	90	
Nebraska	17-60	.283	5-33	.152	15-21	.714	13-22	35	20	3	15	3	6	54	L
No. 17 Michigan State	29-56	.518	7-23	.304	19-26	.731	9-20	29	21	12	13	5	6	84	
at Nebraska	27-55	.491	9-19	.474	14-19	.737	9-22	31	21	12	18	1	4	77	L
Indiana	30-65	.462	9-24	.375	15-25	.600	12-29	41	14	14	8	3	4	84	
at Nebraska	26-57	.456	9-23	.391	15-22	.682	5-25	30	19	16	9	2	4	76	L

## 2020-21 SUPERLATIVES

## 2020-21 NEBRASKA TEAM GAME HIGHS

POINTS	110	DOANE (12/17/20)
	102	MCNEESE (11/25/20)
FIELD GOALS MADE	41	DOANE (12/17/20)
	36	MCNEESE (11/25/20)
FIELD GOAL ATTEMPTS	74	DOANE (12/17/20)
	72	MCNEESE (11/25/20)
FIELD GOAL PERCENTAGE	.554 (41-74)	DOANE (12/17/20)
	.500 (36-72)	MCNEESE (11/25/20)
3 PT FIELD GOALS MADE	12	DOANE (12/17/20)
	11	at Creighton (12-11-20)
3 PT FG ATTEMPTS	41	NEVADA (11/26/20)
	33	at Ohio St. (12/30/20)
	33	DOANE (12/17/20)
3 PT FG PERCENTAGE	.474 (9-19)	MICHIGAN ST. (01/02/21)
	.423 (11-26)	at Creighton (12-11-20)
FREE THROWS MADE	21	SOUTH DAKOTA (12/01/20)
	21	NEVADA (11/26/20)
FREE THROW ATTEMPTS	30	SOUTH DAKOTA (12/01/20)
	30	NEVADA (11/26/20)
FREE THROW PERCENTAGE	.737 (14-19)	MICHIGAN ST. (01/02/21)
	.714 (15-21)	at Ohio St. (12/30/20)
REBOUNDS	55	DOANE (12/17/20)
	46	SOUTH DAKOTA (12/01/20)
ASSISTS	25	DOANE (12/17/20)
	19	MCNEESE (11/25/20)
STEALS	16	MCNEESE (11/25/20)
	12	NEVADA (11/26/20)
BLOCKED SHOTS	7	DOANE (12/17/20)
	6	at Wisconsin (12/22/20)
TURNOVERS	25	at Creighton (12-11-20)
	18	MICHIGAN ST. (01/02/21)
FOULS	24	NEVADA (11/26/20)
	21	MICHIGAN ST. (01/02/21)

## 2020-21 OPPONENT TEAM GAME HIGHS

POINTS	98	at Creighton (12-11-20)
	90	at Ohio St. (12/30/20)
FIELD GOALS MADE	38	at Creighton (12-11-20)
	31	at Ohio St. (12/30/20)
FIELD GOAL ATTEMPTS	73	at Creighton (12-11-20)
	72	DOANE (12/17/20)
FIELD GOAL PERCENTAGE	.521 (38-73)	at Creighton (12-11-20)
	.518 (29-56)	MICHIGAN ST. (01/02/21)
3 PT FIELD GOALS MADE	14	at Creighton (12-11-20)
	13	DOANE (12/17/20)
3 PT FG ATTEMPTS	46	DOANE (12/17/20)
	32	at Ohio St. (12/30/20)
3 PT FG PERCENTAGE	.467 (14-30)	at Creighton (12-11-20)
	.375 (12-32)	at Ohio St. (12/30/20)
	.375 (9-24)	INDIANA (01/10/21)
FREE THROWS MADE	19	MICHIGAN ST. (01/02/21)
	16	at Ohio St. (12/30/20)
	16	SOUTH DAKOTA (12/01/20)
FREE THROW ATTEMPTS	26	MICHIGAN ST. (01/02/21)
	25	INDIANA (01/10/21)
FREE THROW PERCENTAGE	1.000 (15-15)	at Wisconsin (12/22/20)
	.800 (16-20)	at Ohio St. (12/30/20)
REBOUNDS	51	NORTH DAKOTA ST. (11/28/20)
	49	NEVADA (11/26/20)
ASSISTS	24	at Creighton (12-11-20)
	16	at Ohio St. (12/30/20)
	16	MICHIGAN (12/25/20)
STEALS	16	at Creighton (12-11-20)
	8	GEORGIA TECH (12/09/20)
BLOCKED SHOTS	5	Four times
TURNOVERS	27	MCNEESE (11/25/20)
	21	NEVADA (11/26/20)
FOULS	27	NEVADA (11/26/20)
	26	MCNEESE (11/25/20)

## 2020-21 NEBRASKA TEAM GAME LOWS

POINTS	53	at Wisconsin (12/22/20)
	54	at Ohio St. (12/30/20)
FIELD GOALS MADE	17	at Ohio St. (12/30/20)
	18	NEVADA (11/26/20)
	18	at Wisconsin (12/22/20)
FIELD GOAL ATTEMPTS	54	at Wisconsin (12/22/20)
	55	MICHIGAN ST. (01/02/21)
FIELD GOAL PERCENTAGE	.283 (17-60)	at Ohio St. (12/30/20)
	.290 (18-62)	NEVADA (11/26/20)
3 PT FIELD GOALS MADE	5	at Ohio St. (12/30/20)
	7	SOUTH DAKOTA (12/01/20)
	7	MICHIGAN (12/25/20)
3 PT FG ATTEMPTS	19	MICHIGAN ST. (01/02/21)
	20	MICHIGAN (12/25/20)
3 PT FG PERCENTAGE	.152 (5-33)	at Ohio St. (12/30/20)
	.220 (9-41)	NEVADA (11/26/20)
FREE THROWS MADE	9	at Wisconsin (12/22/20)
	10	GEORGIA TECH (12/09/20)
FREE THROW ATTEMPTS	15	GEORGIA TECH (12/09/20)
	17	at Wisconsin (12/22/20)
FREE THROW PERCENTAGE	.529 (9-17)	at Wisconsin (12/22/20)
	.591 (13-22)	at Creighton (12-11-20)
REBOUNDS	30	INDIANA (01/10/21)
ASSISTS	3	at Ohio St. (12/30/20)
	6	MICHIGAN (12/25/20)
STEALS	3	GEORGIA TECH (12/09/20)
	4	MICHIGAN ST. (01/02/21)
	4	INDIANA (01/10/21)
BLOCKED SHOTS	1	Three times
TURNOVERS	8	DOANE (12/17/20)
	8	MICHIGAN (12/25/20)
FOULS	11	DOANE (12/17/20)

## 2020-21 OPPONENT TEAM GAME LOWS

POINTS	55	MCNEESE (11/25/20)
	57	NORTH DAKOTA ST. (11/28/20)
FIELD GOALS MADE	20	NORTH DAKOTA ST. (11/28/20)
	21	MCNEESE (11/25/20)
	21	DOANE (12/17/20)
FIELD GOAL ATTEMPTS	50	NEVADA (11/26/20)
FIELD GOAL PERCENTAGE	.290 (20-69)	NORTH DAKOTA ST. (11/28/20)
	.292 (21-72)	DOANE (12/17/20)
3 PT FIELD GOALS MADE	6	NEVADA (11/26/20)
	6	NORTH DAKOTA ST. (11/28/20)
3 PT FG ATTEMPTS	21	NEVADA (11/26/20)
	22	MCNEESE (11/25/20)
3 PT FG PERCENTAGE	.250 (6-24)	NORTH DAKOTA ST. (11/28/20)
	.269 (7-26)	SOUTH DAKOTA (12/01/20)
FREE THROWS MADE	6	MCNEESE (11/25/20)
	8	at Creighton (12-11-20)
FREE THROW ATTEMPTS	13	at Creighton (12-11-20)
FREE THROW PERCENTAGE	.429 (6-14)	MCNEESE (11/25/20)
	.529 (9-17)	DOANE (12/17/20)
REBOUNDS	29	MICHIGAN ST. (01/02/21)
ASSISTS	8	NORTH DAKOTA ST. (11/28/20)
	10	MCNEESE (11/25/20)
STEALS	0	at Wisconsin (12/22/20)
	3	MCNEESE (11/25/20)
	3	NEVADA (11/26/20)
	3	at Ohio St. (12/30/20)
BLOCKED SHOTS	1	NEVADA (11/26/20)
	1	at Wisconsin (12/22/20)
TURNOVERS	8	INDIANA (01/10/21)
	9	GEORGIA TECH (12/09/20)
FOULS	12	at Wisconsin (12/22/20)
	14	INDIANA (01/10/21)

## 2020-21 SUPERLATIVES

## NEBRASKA WIN/LOSS MARGIN

	1	2	3	4	5	6	7	8	9	10	11	12	13	14	15	16	17	18	19	20	+20
Husker Wins	0	0	0	0	0	0	1	0	0	0	0	0	0	0	0	0	0	0	0	0	3
Husker Losses	0	0	1	0	0	0	1	1	0	0	2	0	0	1	0	0	0	0	0	0	2

## 2020-21 NEBRASKA INDIVIDUAL GAME HIGHS

Points	26	Allen, Teddy at Creighton (12-11-20)
	25	Allen, Teddy vs Michigan (12/25/20)
Field Goals Made	10	Allen, Teddy vs Michigan St. (01/02/21)
	10	Allen, Teddy at Creighton (12-11-20)
Field Goal Att.	22	Allen, Teddy vs Michigan (12/25/20)
	20	Allen, Teddy at Creighton (12-11-20)
FG Pct (min 5 made)	.778 (7-9)	Webster, Kobe vs Georgia Tech (12/09/20)
	.714 (5-7)	Walker, Derrick vs Indiana (01/10/21)
	.714 (5-7)	Webster, Kobe vs Doane (12/17/20)
	.714 (5-7)	Banton, Dalano vs Doane (12/17/20)
	.714 (5-7)	McGowens, Trey at Creighton (12-11-20)
	.714 (5-7)	Webster, Kobe vs McNeese (11/25/20)
3-Point FG Made	6	Webster, Kobe vs Georgia Tech (12/09/20)
	5	Mayen, Lat vs Indiana (01/10/21)
3-Point FG Att.	11	Banton, Dalano vs Nevada (11/26/20)
	10	Allen, Teddy vs Michigan (12/25/20)
	10	Allen, Teddy vs North Dakota St. (11/28/20)
3-Pt FG Pct (min 2 made)	1.000 (3-3)	McGowens, Trey at Creighton (12-11-20)
	1.000 (2-2)	McGowens, Trey vs Michigan St. (01/02/21)
	1.000 (2-2)	McGowens, Trey vs Michigan (12/25/20)
	1.000 (2-2)	McGowens, Trey vs McNeese (11/25/20)
Free Throws Made	9	Allen, Teddy vs Nevada (11/26/20)
	7	Ouedraogo, Yvan vs Doane (12/17/20)
	7	Allen, Teddy vs South Dakota (12/01/20)
Free Throw Att.	13	Allen, Teddy vs Nevada (11/26/20)
	11	Allen, Teddy vs South Dakota (12/01/20)
FT Pct (min 3 made)	1.000 (4-4)	Stevenson, Shamiel vs Doane (12/17/20)
	1.000 (3-3)	Stevenson, Shamiel vs Nevada (11/26/20)
Rebounds	13	Ouedraogo, Yvan vs Doane (12/17/20)
	12	Mayen, Lat vs South Dakota (12/01/20)
Assists	10	Banton, Dalano vs Doane (12/17/20)
	8	Banton, Dalano vs North Dakota St. (11/28/20)
Steals	5	Allen, Teddy vs North Dakota St. (11/28/20)
	5	Allen, Teddy vs Nevada (11/26/20)
Blocked Shots	4	Banton, Dalano vs McNeese (11/25/20)
	3	Mayen, Lat at Wisconsin (12/22/20)
	3	Banton, Dalano vs Doane (12/17/20)
Turnovers	5	Banton, Dalano vs Georgia Tech (12/09/20)
	4	Banton, Dalano vs Michigan St. (01/02/21)
	4	McGowens, Trey at Creighton (12-11-20)
	4	Allen, Teddy at Creighton (12-11-20)
	4	Thorbjarnarson, Thor at Creighton (12-11-20)
	4	Mayen, Lat vs South Dakota (12/01/20)
	4	Allen, Teddy vs South Dakota (12/01/20)
Fouls	5	Allen, Teddy vs Indiana (01/10/21)
	5	Mayen, Lat vs Michigan St. (01/02/21)
	5	Allen, Teddy at Wisconsin (12/22/20)
	5	McGowens, Trey vs Georgia Tech (12/09/20)
Minutes	39	Allen, Teddy vs Indiana (01/10/21)
	38	Banton, Dalano vs Nevada (11/26/20)

## 2020-21 OPPONENT INDIVIDUAL GAME HIGHS

Points	27	Aaron Henry vs Michigan St. (01/02/21)
	25	Stanley Umude vs South Dakota (12/01/20)
	24	Jose Alvarado vs Georgia Tech (12/09/20)
	24	A.J. Plitzuweit vs South Dakota (12/01/20)
	22	Marcus Zegarowski at Creighton (12-11-20)
Field Goals Made	10	Aaron Henry vs Michigan St. (01/02/21)
	9	Franz Wagner vs Michigan (12/25/20)
Field Goal Att.	19	Stanley Umude vs South Dakota (12/01/20)
	18	Denzel Mahoney at Creighton (12-11-20)
FG Pct (min 5 made)	1.000 (5-5)	Zed Key at Ohio St. (12/30/20)
	1.000 (5-5)	Christian Bishop at Creighton (12-11-20)
3-Point FG Made	6	Justin Ahrens at Ohio St. (12/30/20)
	5	Marcus Zegarowski at Creighton (12-11-20)
3-Point FG Att.	11	Desmond Cambridge vs Nevada (11/26/20)
	10	Anthony Laravie vs Doane (12/17/20)
	10	Denzel Mahoney at Creighton (12-11-20)
3-Pt FG Pct (min 2 made)	.750 (3-4)	Trey Winkler vs Doane (12/17/20)
	.714 (5-7)	Marcus Zegarowski at Creighton (12-11-20)
Free Throws Made	9	Trayce Jackson-Davis vs Indiana (01/10/21)
	9	Grant Sherfield vs Nevada (11/26/20)
Free Throw Att.	14	Trayce Jackson-Davis vs Indiana (01/10/21)
	12	Grant Sherfield vs Nevada (11/26/20)
FT Pct (min 3 made)	1.000 (6-6)	Seth Towns at Ohio St. (12/30/20)
	1.000 (5-5)	Marcus Zegarowski at Creighton (12-11-20)
	1.000 (4-4)	Joshua Langford vs Michigan St. (01/02/21)
	1.000 (4-4)	Nate Reuvers at Wisconsin (12/22/20)
	1.000 (4-4)	Aleem Ford at Wisconsin (12/22/20)
	1.000 (4-4)	Rocky Kreuser vs North Dakota St. (11/28/20)
	1.000 (4-4)	K.J. Hymes vs Nevada (11/26/20)
	1.000 (3-3)	Micah Potter at Wisconsin (12/22/20)
Rebounds	15	Hunter Dickinson vs Michigan (12/25/20)
	13	Tyree Eady vs North Dakota St. (11/28/20)
Assists	7	Brad Davison at Wisconsin (12/22/20)
	6	Mike Smith vs Michigan (12/25/20)
	6	Grant Sherfield vs Nevada (11/26/20)
Steals	4	Mitch Ballock at Creighton (12-11-20)
	4	Marcus Zegarowski at Creighton (12-11-20)
Blocked Shots	3	Trayce Jackson-Davis vs Indiana (01/10/21)
	3	Ryan Kalkbrenner at Creighton (12-11-20)
Turnovers	7	Collin Warren vs McNeese (11/25/20)
	6	Grant Sherfield vs Nevada (11/26/20)
Fouls	5	Matt Hagedorn vs Doane (12/17/20)
	5	A.J. Plitzuweit vs South Dakota (12/01/20)
	5	K.J. Hymes vs Nevada (11/26/20)
	5	Dru Kuxhausen vs McNeese (11/25/20)

## 2020-21 RECORD BY STARTING LINEUP

No.	Starting Lineup	Record
1.	Allen, Banton, Mayen, McGowens, Thorbjarnarson	4-3
2.	Allen, Banton, Mayen, McGowens, Ouedraogo	0-4
3.	Allen, Banton, Mayen, McGowens, Walker	0-1

RECAPS

Date	Opponent	Result	Record (B1G)	Attend.	Nebraska Individual Leaders			
					Points	Rebounds	Assists	Steals
11/25	McNeese State	W, 102-55	1-0 (0-0)	N/A	Allen, McGowens, Banton, Stevenson (14)	Ouedraogo (7)	Banton (6)	Allen, McGowens, Banton (3)
11/26	Nevada	L, 66-69	1-1 (0-0)	N/A	Banton (18)	Banton (7)	Banton (5)	Allen (5)
11/27	North Dakota State	W, 79-57	2-1 (0-0)	N/A	Allen (22)	Banton (9)	Banton (8)	Allen (5)
12/3	South Dakota	W, 76-69	3-1 (0-0)	N/A	Allen (23)	Mayen (12)	Mayen, McGowens (4)	Banton (3)
12/9	Georgia Tech	L, 64-75	3-2 (0-0)	N/A	Webster (20)	Banton, McGowens (9)	Banton (6)	Allen, Banton, Thorbjarnarson (1)
12/11	at No. 8 Creighton	L, 74-98	3-3 (0-0)	N/A	Allen (26)	Allen (9)	Thorbjarnarson (3)	Allen, Banton (2)
12/17	Doane	W, 110-64	4-3 (0-0)	N/A	Allen (16)	Ouedraogo (13)	Banton (10)	Allen, McGowens, Stevenson (2)
12/22	at No. 9 Wisconsin	L, 53-67	4-4 (0-1)	N/A	Banton (15)	Banton (8)	Banton (4)	Mayen (2)
12/25	No. 19 Michigan	L, 69-80	4-5 (0-2)	N/A	Allen (25)	Ouedraogo, Allen (6)	Banton (3)	McGowens (3)
12/30	at No. 25 Ohio State	L, 54-90	4-6 (0-3)	N/A	Allen (13)	Banton (8)	Allen (2)	Thorbjarnarson (2)
1/2	No. 17 Michigan State	L, 77-84	4-7 (0-4)	N/A	Allen (23)	Allen (6)	Banton (4)	Mayen, Ouedraogo, McGowens, Allen (1)
1/10	Indiana	L, 77-84	4-8 (0-5)	N/A	Allen (21)	Allen, McGowens, Banton (6)	Banton (7)	McGowens, Walker (2)

THE LAST TIME...

Nebraska...	A Nebraska Opponent...
Scored 100 or more points.....110; vs. Doane, 12/17/20	107; at Minnesota, 3/08/2020
Scored 90 or more points.....110; vs. Doane, 12/17/20	90; at Ohio State, 12/30/2020
Scored 41 to 50 points.....47; UC Riverside, 11/5/19	50; Northwestern, 2/16/19
Scored 40 or fewer points .....38; at Oregon, 12/15/12	38; Southwest Minnesota State, 12/28/18
Shot 70% from the field.....723; vs. UNC Wilmington 12/5/97 (34-47)	.723; Kansas, 2/2/85 (34-47)
Shot 60% from the field.....628; vs. Northwestern, 2/3/15 (27-43)	.630; Michigan, 3/5/17 (34-54)
Shot 90% from the free throw line (Min 10 attempts).....909; vs. Southwest Minnesota State, 12/28/18 (10-11)	1.000; at Wisconsin, 12/22/20 (15-15)
Made 10, 3-Point Field Goals .....12; vs. Doane, 12/17/20 (12-33)	12; at Ohio State, 12/30/20 (12-32)
Had 60 rebounds.....60; vs. Oral Roberts, 12/22/99	62; Colorado, 2/15/75
Had 50 rebounds.....55; vs. Doane (12/17/20)	51, North Dakota State, 11/28/20
Had 30 assists .....35; vs. Northeastern Illinois, 12/21/94	32; at Minnesota, 3/8/20
Had 15 steals .....16; vs. McNeese State, 11/25/20	16; at Creighton, 12/11/2020
Had 10 blocked shots .....14; at Northwestern, 1/2/18	12; vs. Indiana (BTT), 3/11/20
Had 10 or fewer turnovers .....9; vs. Indiana (1/10/20)	8; vs. Indiana (1/10/20)
Had 20 or more turnovers.....22; at Michigan, 3/5/20	21; vs. Nevada, 11/26/20
Had three players with 20 points .....vs. Iowa, 3/10/19	Michigan, 1/14/17
.....(Palmer Jr. 27; Watson Jr. 23; Roby 23)	(Wagner 23, Irvin 21, Walton 20)
Had three players with 10 rebounds .....vs. Texas Tech, 1/19/00	at Kansas, 1/9/02
.....(Bradford 16, Ffriend 12, Truscott 11)	(Collison 13, Gooden 12, Simien 10)
Had five players reach double-figure points.....vs. Doane, 12/17/20	at Ohio State, 12/30/20
.....(Allen-21; Mayen-15; Banton-10, McGowens-10; Walker-10)	(Ahrens-18; Key-14; Washington-13; Sueng-12; Towns-11)
Had a player score 40 points .....41; Aleks Maric, vs. Kansas State, 2/13/07	41; Jarrius Jackson, Texas Tech, 2/18/06
Had a player score 30 points .....30; James Palmer Jr. vs. Rutgers (BTT), 3/13/19	30; Brad Davison, Wisconsin, 2/15/20
Had a player grab 15 rebounds .....19; Yvan Ouedraogo, 3/1/20	15; Hunter Dickinson, Michigan, 12/25/20
Had a player dish out 10 assists.....10; Dalano Banton, 12/17/20	11; Marcus Carr, at Minnesota, 3/8/20
Had a player collect five steals .....5; Teddy Allen vs. North Dakota State, 11/28/20	7; Josh Reeves, Penn State, 2/25/18
Had a player block five shots.....5; Isaiah Roby vs. Maryland, 2/6/18	5; E.J. Liddel, Ohio State, 2/27/20
Had a player with a triple double .....13 pt/11 reb/10 asst.; Dalano Banton vs. Doane, 12/17/20	

## MISC REVIEW

Nebraska Record When:	All (W)	All(L)	H(W)	H(L)	A (W)	A (L)						
Ahead at Halftime	4	0	4	0	0	0	Rebounds are Even	0	0	0	0	0
Behind at Halftime	0	8	0	5	0	3	Committing More TOs than Opp	1	5	1	3	0
Tied at Halftime	0	0	0	0	0	0	Committing Fewer TOs than Opp	3	3	3	2	0
Bench Outscores Opponent's	3	2	3	2	0	0	Turnovers are Even	0	0	0	0	0
Opponent Bench Outscores NU	1	6	1	3	0	3	Leading with 5:00 left	4	0	4	0	0
Bench scoring is even	0	0	0	0	0	0	Trailing with 5:00 left	0	6	0	3	0
Shooting 50% or Better	2	0	2	0	0	0	Tied with 5:00 left	0	2	0	2	0
Shooting Under 50%	2	8	2	5	0	3	In Overtime	0	0	0	0	0
Opp. Shoots 50% or Better	0	3	0	2	0	1	Scoring 80 or more points	2	0	2	0	0
Opp. Shoots Under 50%	4	5	4	3	0	2	Scoring 61 to 79 points	2	6	2	5	0
Outshooting Opponent (pct.)	4	0	4	0	0	0	Scoring 60 or fewer points	0	2	0	0	0
Outshot by Opponent (pct.)	0	8	0	5	0	3	Allowing 80 or more points	0	5	0	3	0
Shooting is even	0	0	0	0	0	0	Allowing 61 to 79 points	2	3	2	2	0
Outrebounding Opponent	3	3	3	2	0	1	Allowing 60 or fewer points	2	0	2	0	0
Outrebounded by Opponent	1	5	1	3	0	2						

## MISC REVIEW

Biggest margin of victory .....	47, McNeese State (11/25)	Biggest halftime lead surrendered in loss .....	3, Nevada (11/26)
Biggest margin of defeat .....	36, at Ohio State (12/30)	Largest lead at any time .....	48, Doane (12/17)
Largest deficit overcome in win.....	5, South Dakota (12/1)	Largest deficit at any time .....	41, at Ohio State (12/30)
Largest halftime deficit overcome in win .....	None	Largest runs without opponent scoring .....	17, McNeese State (11/25)
Largest lead surrendered in loss.....	10, Nevada (11/26); at Wisconsin (12/22)	Largest opponent run without NU scoring.....	16, at Wisconsin (12/22)

## SPECIALITY STATS

Opponent	NU-Opp Paint	NU-Opp off TO	NU-Opp 2nd Ch.	NU-Opp Bench	Largest Lead	Largest Deficit	Tip	1st Sub(s)
McNeese State	50-26	43-8	12-6	39-19	50 (2nd, 0:02)	-	W	Webster
Nevada	18-30	20-9	13-8	24-18	10 (2nd, 9:34)	9 (1st, 1:26)	L	Stevenson
North Dakota State	40-28	17-9	9-24	11-26	26 (2nd, 0:43)	-	L	Webster
South Dakota	24-18	12-16	8-6	24-12	18 (2nd, 6:01)	5 (1st, 15:24)	L	Stevenson
Georgia Tech	28-26	6-15	17-12	22-13	6 (2nd, 15:21)	13 (2nd, 0:59)	W	Webster
at No. 8 Creighton	26-40	13-38	9-12	11-29	3, (1st, 3:41)	27 (2nd, 6:42)	L	Ouedraogo
Doane	54-10	20-6	17-8	61-30	48 (2nd, 0:32)	1 (1st, 15:52)	W	Stevenson, Lakes, Webster
at No. 9 Wisconsin	20-22	9-10	3-8	6-12	10 (1st, 5:48)	18 (2nd, 4:55)	L	Thorbjarnarson
No. 19 Michigan	30-42	10-12	6-11	4-13	4 (1st, 15:34)	13 (2nd, 11:47)	L	Thorbjarnarson
at No. 25 Ohio State	22-30	2-21	14-15	18-48	2 (1st, 18:16)	41 (2nd, 9:41)	L	Andre
No. 17 Michigan State	36-32	15-16	9-14	13-26	3 (1st, 16:58)	17 (2nd, 17:34)	W	Thorbjarnarson, Webster
Indiana	34-34	10-11	3-16	10-15	3 (2nd, 7:57)	18 (1st, 10:03)	W	Andre



## NEBRASKA SEASON/CAREER BESTS

## #0 TEDDY ALLEN

**Points**  
Season: 26 at Creighton (12/11)  
Career: Same

**Rebounds**  
Season: 9 at Creighton (12/11)  
Career: Same

**Field Goals**  
Season: 10 at Creighton (12/11); vs. Michigan State (1/2)  
Career: Same

**Field Goal Attempts**  
Season: 22 vs. Michigan (12/25/20)  
Career: Same

**3-Point Field Goals**  
Season: 3 five times, last vs. Indiana (1/10)  
Career: Same

**3-Point Field Goal Attempts**  
Season: 10 North Dakota St. (11/28); vs. Michigan (12/25/20)  
Career: Same

**Free Throws**  
Season: 9 vs. Nevada (11/26)  
Career: Same

**Free Throw Attempts**  
Season: 13 vs. Nevada (11/26)  
Career: Same

**Assists**  
Season: 2 four times, last at Ohio State (12/30)  
Career: Same

**Steals**  
Season: 5 vs. Nevada (11/26); North Dakota State (11/28)  
Career: Same

**Blocks**  
Season: 1 vs. Georgia Tech (12/9)  
Career: Same

**Minutes Played**  
Season: 39 vs. Indiana (1/10)  
Career: Same

## #2 TREY MCGOWENS

**Points**  
Season: 20 vs. Michigan State (1/2)  
Career: Same

**Rebounds**  
Season: 9 vs. Georgia Tech (12/9)  
Career: Same

**Field Goals**  
Season: 7 North Dakota State (11/28)  
Career: Same

**Field Goal Attempts**  
Season: 10 vs. Michigan State (1/2); vs. Indiana (1/10)  
Career: Same

**3-Point Field Goals**  
Season: 3 at Creighton (12/11)  
Career: Same

**3-Point Field Goal Attempts**  
Season: 5 North Dakota State (11/28)  
Career: Same

**Free Throws**  
Season: 6 vs. South Dakota (12/1); vs. Michigan State (1/2)  
Career: Same

**Free Throw Attempts**  
Season: 9 at Wisconsin (12/22/20)  
Career: Same

**Assists**  
Season: 3 vs. McNeese State (11/25); vs. Doane (12/17)  
Career: Same

**Steals**  
Season: 3 vs. McNeese State (11/25); vs. Michigan (12/25/20)  
Career: Same

**Blocks**  
Season: 1 North Dakota State (11/28)  
Career: Same

**Minutes Played**  
Season: 34 North Dakota State (11/28)  
Career: Same

## #3 ELIJAH WOOD

**Points**  
Season: 8 vs. Doane (12/17)  
Career: Same

**Rebounds**  
Season: 3 vs. Doane (12/17)  
Career: Same

**Field Goals**  
Season: 2 vs. Doane (12/17)  
Career: Same

**Field Goal Attempts**  
Season: 5 vs. Doane (12/17)  
Career: Same

**3-Point Field Goals**  
Season: 2 vs. Doane (12/17)  
Career: Same

**3-Point Field Goal Attempts**  
Season: 4 vs. Doane (12/17)  
Career: Same

**Free Throws**  
Season: None  
Career: Same

**Free Throw Attempts**  
Season: None  
Career: Same

**Assists**  
Season: 2 vs. McNeese State (11/25)  
Career: Same

**Steals**  
Season: 1 North Dakota State (11/28)  
Career: Same

**Blocks**  
Season: None  
Career: Same

**Minutes Played**  
Season: 12 vs. Doane (12/17)  
Career: Same

## #4 SHAMIEL STEVENSON

**Points**  
Season: 14 vs. McNeese State (11/25)  
Career: Same

**Rebounds**  
Season: 6 vs. McNeese State (11/25)  
Career: Same

**Field Goals**  
Season: 4 vs. McNeese State (11/25)  
Career: Same

**Field Goal Attempts**  
Season: 6 at Creighton (12/11)  
Career: Same

**3-Point Field Goals**  
Season: 1 vs. Doane (12/17)  
Career: Same

**3-Point Field Goal Attempts**  
Season: 3 at Creighton (12/11)  
Career: Same

**Free Throws**  
Season: 6 vs. McNeese State (11/25)  
Career: Same

**Free Throw Attempts**  
Season: 8 vs. McNeese State (11/25)  
Career: Same

**Assists**  
Season: 3 vs. Doane (12/17)  
Career: Same

**Steals**  
Season: 2 vs. McNeese State (11/25); vs. South Dakota (12/1)  
Career: Same

**Blocks**  
Season: 1 vs. Doane (12/17); at Ohio State (12/30)  
Career: Same

**Minutes Played**  
Season: 26 vs. South Dakota (12/1)  
Career: Same

## #10 KOBE WEBSTER

**Points**  
Season: 20 vs. Georgia Tech (12/9)  
Career: Same

**Rebounds**  
Season: 4 North Dakota State (11/28); vs. South Dakota (12/1)  
Career: Same

**Field Goals**  
Season: 7 vs. Georgia Tech (12/9)  
Career: Same

**Field Goal Attempts**  
Season: 11 vs. South Dakota (12/1)  
Career: Same

**3-Point Field Goals**  
Season: 6 vs. Georgia Tech (12/9)  
Career: Same

**3-Point Field Goal Attempts**  
Season: 7 vs. South Dakota (12/1); vs. Georgia Tech (12/9)  
Career: Same

**Free Throws**  
Season: 3 vs. Nevada (11/26)  
Career: Same

**Free Throw Attempts**  
Season: 4 vs. Nevada (11/26)  
Career: Same

**Assists**  
Season: 2 five times, last at Wisconsin (12/22/20)  
Career: Same

**Steals**  
Season: 3 vs. Nevada (11/26)  
Career: Same

**Blocks**  
Season: 1 at Creighton (12/11)  
Career: Same

**Minutes Played**  
Season: 35 vs. Michigan State (1/2)  
Career: Same

## #11 LAT MAYEN

**Points**  
Season: 15 vs. Indiana (1/10)  
Career: Same

**Rebounds**  
Season: 12 vs. South Dakota (12/1)  
Career: Same

**Field Goals**  
Season: 5 vs. McNeese State (11/25); vs. Indiana (1/10)  
Career: Same

**Field Goal Attempts**  
Season: 11 vs. McNeese State (11/25)  
Career: Same

**3-Point Field Goals**  
Season: 5 vs. Indiana (1/10)  
Career: Same

**3-Point Field Goal Attempts**  
Season: 9 vs. Nevada (11/26); vs. Indiana (1/10)  
Career: Same

**Free Throws**  
Season: 2 at Ohio State (12/30)  
Career: Same

**Free Throw Attempts**  
Season: 3 vs. Nevada (11/26)  
Career: Same

**Assists**  
Season: 4 vs. South Dakota (12/1)  
Career: Same

**Steals**  
Season: 2 at Wisconsin (12/22)  
Career: Same

**Blocks**  
Season: 3 at Wisconsin (12/22/20)  
Career: Same

**Minutes Played**  
Season: 31 vs. South Dakota (12/1)  
Career: Same

## #13 DERRICK WALKER

**Points**  
Season: 10 vs. Indiana (1/10)  
Career: Same

**Rebounds**  
Season: 3 vs. Indiana (1/10)  
Career: Same

**Field Goals**  
Season: 5 vs. Indiana (1/10)  
Career: Same

**Field Goal Attempts**  
Season: 7 vs. Indiana (1/10)  
Career: Same

**3-Point Field Goals**  
Season: None  
Career: Same

**3-Point Field Goal Attempts**  
Season: None  
Career: Same

**Free Throws**  
Season: None  
Career: Same

**Free Throw Attempts**  
Season: None  
Career: Same

**Assists**  
Season: 1 vs. Indiana (1/10)  
Career: Same

**Steals**  
Season: 2 vs. Indiana (1/10)  
Career: Same

**Blocks**  
Season: 1 vs. Indiana (1/10)  
Career: Same

**Minutes Played**  
Season: 26 vs. Indiana (1/10)  
Career: Same

## #14 TREVOR LAKES

**Points**  
Season: 12 vs. Doane (12/17)  
Career: Same

**Rebounds**  
Season: 6 vs. Doane (12/17)  
Career: Same

**Field Goals**  
Season: 4 vs. Doane (12/17)  
Career: Same

**Field Goal Attempts**  
Season: 5 vs. Doane (12/17)  
Career: Same

**3-Point Field Goals**  
Season: 4 vs. Doane (12/17)  
Career: Same

**3-Point Field Goal Attempts**  
Season: 5 vs. Doane (12/17)  
Career: Same

**Free Throws**  
Season: None  
Career: Same

**Free Throw Attempts**  
Season: 1 vs. Doane (12/17)  
Career: Same

**Assists**  
Season: 2 vs. Doane (12/17)  
Career: Same

**Steals**  
Season: 1 at Ohio State (12/30)  
Career: Same

**Blocks**  
Season: 1 at Wisconsin (12/22/20)  
Career: Same

**Minutes Played**  
Season: 26 vs. Doane (12/17)  
Career: Same

## NEBRASKA SEASON/CAREER BESTS

## #21 JACE PIATKOWSKI

**Points**  
 Season: 3 vs. McNeese State (11/25)  
 Career: Same

**Rebounds**  
 Season: 1 North Dakota State (11/28)  
 Career: Same

**Field Goals**  
 Season: vs. McNeese State (11/25)  
 Career: Same

**Field Goal Attempts**  
 Season: 1 vs. McNeese State (11/25)  
 Career: Same

**3-Point Field Goals**  
 Season: 1 vs. McNeese State (11/25)  
 Career: Same

**3-Point Field Goal Attempts**  
 Season: 1 vs. McNeese State (11/25)  
 Career: Same

**Free Throws**  
 Season: None  
 Career: Same

**Free Throw Attempts**  
 Season: None  
 Career: Same

**Assists**  
 Season: None  
 Career: Same

**Steals**  
 Season: None  
 Career: Same

**Blocks**  
 Season: None  
 Career: Same

**Minutes Played**  
 Season: 4 vs. McNeese State (11/25)  
 Career: Same

## #24 YVAN QUEDRAOGO

**Points**  
 Season: 13 vs. Doane (12/17)  
 Career: same

**Rebounds**  
 Season: 13 vs. Doane (12/17)  
 Career: 19 vs. Northwestern (3/1)

**Field Goals**  
 Season: 3 four times, last vs. Michigan State (1/2)  
 Career: 5 at Illinois (2/24/20); vs. Northwestern (3/1)

**Field Goal Attempts**  
 Season: 12 vs. McNeese State (11/25)  
 Career: same

**3-Point Field Goals**  
 Season: None  
 Career: Same

**3-Point Field Goal Attempts**  
 Season: None  
 Career: Same

**Free Throws**  
 Season: 7 vs. Doane (12/17)  
 Career: same

**Free Throw Attempts**  
 Season: 10 vs. Doane (12/17)  
 Career: same

**Assists**  
 Season: 2 at Creighton (12/11)  
 Career: 3 vs. Iowa (1/7/20)

**Steals**  
 Season: 2 vs. McNeese State (11/25)  
 Career: 2 five times, last vs. McNeese State (11/25)

**Blocks**  
 Season: 2 three times, last at Wisconsin (12/22/20)  
 Career: 2, five times, last at Wisconsin (12/22/20)

**Minutes Played**  
 Season: 29 vs. Michigan (12/25/20)  
 Career: 38 vs. Northwestern (3/1)

## #33 AKOL AROP

**Points**  
 Season: None  
 Career: 5 at Michigan (3/5/20); at Minnesota (3/8/20)

**Rebounds**  
 Season: None  
 Career: 6 at Michigan (3/5/20)

**Field Goals**  
 Season: None  
 Career: 2 four times, last at Minnesota (3/8/20)

**Field Goal Attempts**  
 Season: None  
 Career: 5 at Michigan (3/5/20)

**3-Point Field Goals**  
 Season: None  
 Career: 1 at Minnesota (3/8/20)

**3-Point Field Goal Attempts**  
 Season: None  
 Career: 1 vs. UC Riverside (11/5/20); at Minnesota (3/8/20)

**Free Throws**  
 Season: None  
 Career: 2 at Creighton (12/7/20)

**Free Throw Attempts**  
 Season: None  
 Career: 2 at Creighton (12/7/20); Michigan State (2/20/20)

**Assists**  
 Season: None  
 Career: 1 vs. Penn State (2/1/20)

**Steals**  
 Season: None  
 Career: 1 four times, last at Minnesota (3/8/20)

**Blocks**  
 Season: None  
 Career: 2 vs. Indiana (3/11/20)

**Minutes Played**  
 Season: None  
 Career: 20 at Michigan (3/5/20); at Minnesota (3/8/20)

## #34 THORIR THORBARNARSON

**Points**  
 Season: 8 three times, last vs. Doane (12/17)  
 Career: 17 three times, last at Rutgers (1/24/20)

**Rebounds**  
 Season: 3 vs. Georgia Tech (12/9)  
 Career: 10 vs. Wisconsin (1/29/18)

**Field Goals**  
 Season: 3 vs. McNeese State (11/25); at Creighton (12/11)  
 Career: 7 at Indiana (12/13/19)

**Field Goal Attempts**  
 Season: 9 vs. McNeese State (11/25)  
 Career: 12 at Indiana (12/13/20)

**3-Point Field Goals**  
 Season: 2 vs. McNeese State (11/25); at Creighton (12/11)  
 Career: 5 at Ohio State (1/14/20); at Rutgers (1/24/20)

**3-Point Field Goal Attempts**  
 Season: 5 three times, last at Wisconsin (12/22/20)  
 Career: 8 three times, last at Maryland (2/11/20)

**Free Throws**  
 Season: 2 vs. Doane (12/17)  
 Career: 5 vs. Purdue (12/15/19)

**Free Throw Attempts**  
 Season: 2 vs. Doane (12/17)  
 Career: 6 vs. Purdue (12/15/19)

**Assists**  
 Season: 5 vs. Georgia Tech (12/9)  
 Career: 5 vs. Rutgers (1/4/20); vs. Georgia Tech (12/9)

**Steals**  
 Season: 3 vs. North Dakota State (11/28)  
 Career: 5 vs. Maryland (3/14/19)

**Blocks**  
 Season: None  
 Career: 2 vs. Iowa (3/10/19); vs. Northwestern (3/1/20)

**Minutes Played**  
 Season: 32 at Creighton (12/11)  
 Career: 42 vs. Northwestern (3/1/20)

## #35 EDUARDO ANDRE

**Points**  
 Season: 9 vs. Doane (12/17)  
 Career: Same

**Rebounds**  
 Season: 4 vs. Doane (12/17)  
 Career: Same

**Field Goals**  
 Season: 4 vs. Doane (12/17)  
 Career: Same

**Field Goal Attempts**  
 Season: 4 vs. Doane (12/17)  
 Career: Same

**3-Point Field Goals**  
 Season: None  
 Career: Same

**3-Point Field Goal Attempts**  
 Season: None  
 Career: Same

**Free Throws**  
 Season: 1 vs. Doane (12/17); Ohio State (12/30)  
 Career: Same

**Free Throw Attempts**  
 Season: 2 vs. Doane (12/17)  
 Career: Same

**Assists**  
 Season: 1 vs. Doane (12/17)  
 Career: Same

**Steals**  
 Season: None  
 Career: Same

**Blocks**  
 Season: 2 vs. Doane (12/17)  
 Career: Same

**Minutes Played**  
 Season: 14 vs. Doane (12/17)  
 Career: Same

## #44 BRET PORTER

**Points**  
 Season: None  
 Career: Same

**Rebounds**  
 Season: 1 vs. McNeese State (11/25)  
 Career: **oals**

**Field Goals**  
 Season: None  
 Career: Same

**Field Goal Attempts**  
 Season: None  
 Career: Same

**3-Point Field Goals**  
 Season: None  
 Career: Same

**3-Point Field Goal Attempts**  
 Season: None  
 Career: Same

**Free Throws**  
 Season: None  
 Career: Same

**Free Throw Attempts**  
 Season: None  
 Career: Same

**Assists**  
 Season: None  
 Career: Same

**Steals**  
 Season: None  
 Career: Same

**Blocks**  
 Season: 1 vs. North Dakota State (11/28)  
 Career: Same

**Minutes Played**  
 Season: 3 vs. McNeese State (11/25)  
 Career: Same

## #45 DALANO BANTON

**Points**  
 Season: 18 vs. Nevada (11/26)  
 Career: Same

**Rebounds**  
 Season: 11 vs. Doane (12/17)  
 Career: Same

**Field Goals**  
 Season: 7 vs. Michigan (12/25/20)  
 Career: Same

**Field Goal Attempts**  
 Season: 17 vs. Nevada (11/26)  
 Career: Same

**3-Point Field Goals**  
 Season: 3 vs. Nevada (11/26); at Wisconsin (12/22/20)  
 Career: Same

**3-Point Field Goal Attempts**  
 Season: 11 vs. Nevada (11/26)  
 Career: Same

**Free Throws**  
 Season: 6 vs. McNeese State (11/25)  
 Career: Same

**Free Throw Attempts**  
 Season: 8 vs. McNeese State (11/25)  
 Career: Same

**Assists**  
 Season: 10 vs. Doane (12/17)  
 Career: Same

**Steals**  
 Season: 3 vs. McNeese State (11/25); vs. South Dakota (12/1)  
 Career: Same

**Blocks**  
 Season: 4 vs. McNeese State (11/25)  
 Career: Same

**Minutes Played**  
 Season: 37 vs. Nevada (11/26)  
 Career: Same



**#0 TEDDY ALLEN** | 6-6 | 223 | Jr. | G | Mesa, Ariz.

**CAREER STATS**

Year	GP	GS	Total					Rebounds																	
			Min	Avg	FG	FGA	Pct	3FG	3FGA	Pct	FT	FTA	Pct	Off	Def	Tot	Avg	PF	FO	Ast	TO	Blk	Stl	Pts	Avg
2017-18*	35	0	417	11.9	91	195	.467	3	25	.120	59	80	.738	44	52	96	2.7	64	0	19	33	0	13	244	7.0
2020-21	12	12	326	27.2	78	176	.443	27	77	.351	38	56	.679	20	41	61	5.1	33	2	15	28	1	21	221	18.4
<b>TOTAL</b>	<b>12</b>	<b>12</b>	<b>326</b>	<b>27.2</b>	<b>78</b>	<b>176</b>	<b>.443</b>	<b>27</b>	<b>77</b>	<b>.351</b>	<b>38</b>	<b>56</b>	<b>.679</b>	<b>20</b>	<b>41</b>	<b>61</b>	<b>5.1</b>	<b>33</b>	<b>2</b>	<b>15</b>	<b>28</b>	<b>1</b>	<b>21</b>	<b>221</b>	<b>18.4</b>
<b>All*</b>	<b>47</b>	<b>12</b>	<b>743</b>	<b>15.8</b>	<b>169</b>	<b>371</b>	<b>.456</b>	<b>30</b>	<b>102</b>	<b>.294</b>	<b>97</b>	<b>136</b>	<b>.713</b>	<b>64</b>	<b>93</b>	<b>157</b>	<b>3.3</b>	<b>97</b>	<b>2</b>	<b>34</b>	<b>61</b>	<b>1</b>	<b>34</b>	<b>465</b>	<b>9.9</b>

\* Statistics from West Virginia

**2020-21 GAME BY GAME**

Opponent	Date	GS	Min	TOTAL			3-PTS			FT			REBOUNDS				PF	FO	A	TO	Blk	Stl	Pts	Avg	
				FG	FGA	Pct	3FG	FGA	Pct	FT	FTA	Pct	Off	Def	Tot	Avg									
McNeese State	11/25/20	*	24	6	10	.600	1	2	.500	1	3	.333	1	4	5	5.0	2	0	2	2	0	3	14	14.0	
Nevada	11/26/20	*	28	3	11	.273	2	7	.286	9	13	.692	4	2	6	5.5	3	0	1	0	0	5	17	15.5	
North Dakota State	11/28/20	*	31	9	17	.529	3	10	.300	1	3	.333	0	7	7	6.0	2	0	2	1	0	5	22	17.7	
South Dakota	12/1/20	*	22	7	15	.467	2	5	.400	7	11	.636	3	2	5	5.8	3	0	1	4	0	1	23	19.0	
Georgia Tech	12/9/20	*	32	4	16	.250	0	5	.000	2	2	1.000	3	0	3	5.2	1	0	1	2	1	1	10	17.2	
at No. 8 Creighton	12/11/20	*	30	10	20	.500	3	6	.500	3	4	.750	5	4	9	5.8	2	0	2	4	0	2	26	18.7	
Doane	12/17/20	*	18	7	14	.500	2	7	.286	0	0	.000	1	4	5	5.7	1	0	1	2	0	2	16	18.3	
at No. 9 Wisconsin	12/22/20	*	25	4	9	.444	3	5	.600	0	2	.000	0	1	1	5.1	5	1	1	3	0	1	11	17.4	
No. 19 Michigan	12/25/20	*	34	9	22	.409	3	10	.300	4	5	.800	1	5	6	5.2	2	0	0	2	0	0	25	18.2	
at No. 25 Ohio State	12/30/20	*	22	3	9	.333	2	5	.400	5	6	.833	0	3	3	5.0	4	0	2	2	0	0	13	17.7	
No. 17 Michigan State	1/2/21	*	26	10	18	.556	3	7	.429	0	0	.000	2	4	6	5.1	3	0	1	3	0	1	23	18.2	
Indiana	1/10/21	*	39	6	15	.400	3	8	.375	6	7	.857	0	5	5	5.1	5	1	1	3	0	0	21	18.4	
<b>Totals</b>			12	326	78	176	.443	27	77	.351	38	56	.679	20	41	61	5.1	33	2	15	28	1	21	221	18.4

**NOTING ALLEN**

- Junior college transfer who is a prolific scorer and ranked among the Big Ten leaders in steals per game (1.8 spg)
- Led Nebraska with 21 points and five rebounds in the loss to Indiana - his sixth 20-point game in 2020-21
- Paced Nebraska with 23 points, including 19 in the second half, against No. 17 Michigan State
- Scored 21 of his 25 points in the first half against No. 19 Michigan, while adding six boards in 34 minutes
- Battled foul trouble at No. 9 Wisconsin, finishing with 11 points before fouling out
- Had career bests of 26 points and nine rebounds at No. 8 Creighton
- Led NU with 23 points on 7-of-15 shooting and five boards against South Dakota
- Totaled 17 of his 22 points in the second half against North Dakota State, as he also had seven boards and five steals
- Finished with 17 points, six boards and a career high five steals against Nevada
- Tied for team-high honors with 14 points and added three steals and five boards in a win over McNeese State
- Rated the No. 8 JUCO player nationally as he averaged 31.4 ppg, 7.4 rpg, 3.7 apg and 1.6 spg at Western Nebraska Community College
- Led the nation in field goals and ranked in top 10 nationally in free throws made (third), attempted (third) and percentage (88.1, eighth)
- Posted 17 games with 30+ points including four games of at least 40 points in his lone season at the school
- Began college career at West Virginia, playing in 35 games and averaging 7.0 points and 2.7 rebounds per game
- Had three 20-point efforts, including a pair in Big 12 play (vs. Kansas State, Oklahoma)
- Averaged 11.3 ppg on 55 percent shooting in three NCAA Tournament games, including 10 points in the Sweet 16 against Villanova
- Gatorade Player of the Year at Boys Town High School, averaging 31.6 points, 12.8 rebounds, 4.1 assists and 3.3 steals per game
- Senior year was highlighted by a quadruple-double (33 points, 18 rebounds, 10 assists and 11 steals)
- Younger brother (Timmy) earned second-team All-Pac 12 honors at Utah in 2019-20

**MISC. STATS**

Category	2020-21	Career*
Double-Figure Scoring	12	24
Double-Figure Rebounding	0	0
Double-Figure Assists	0	0
Double-Doubles	0	0
Led NU in Scoring	9	9
Led NU in Rebounding	3	3
Led NU in Assists	1	1
20+ Point Games	6	9
30+ Point Games	0	0

\*-Includes West Virginia

**TOP PERFORMANCES OF 2020-21**

Category	No.	Opponent (Date)
Points	26	at Creighton (12/11)
	25	Michigan (12/25)
	23	South Dakota (12/1)
	23	Michigan State (1/2)
Rebounds	9	at Creighton (12/11)
	7	North Dakota State (11/28)
	6	Nevada (11/26)
	6	Michigan State (1/2)
Assists	2	at Ohio State (12/30)
	2	North Dakota State (11/28)
	2	at Creighton (12/11)
	2	McNeese State (11/25)
Steals	5	North Dakota State (11/28)
	5	Nevada (11/26)



#2 TREY MCGOWENS | 6-4 | 191 | Jr. | G | Pendleton, S.C.

## CAREER STATS

Year	GP	GS	Total		Total									Rebounds				PF	FO	Ast	TO	Blk	Stl	Pts	Avg
			Min	Avg	FG	FGA	Pct	3FG	3FGA	Pct	FT	FTA	Pct	Off	Def	Tot	Avg								
2018-19*	33	32	918	27.8	113	271	.417	32	98	.327	126	165	.764	20	85	105	3.2	93	3	55	80	3	64	384	11.6
2019-20*	33	32	1110	33.6	124	338	.367	41	132	.311	91	126	.722	15	93	108	3.3	78	1	118	94	2	63	380	11.5
2020-21	12	12	341	28.4	43	105	.410	14	33	.424	36	55	.655	8	42	50	4.2	33	1	21	23	1	16	136	11.3
<b>TOTAL</b>	<b>12</b>	<b>12</b>	<b>341</b>	<b>28.4</b>	<b>43</b>	<b>105</b>	<b>.410</b>	<b>14</b>	<b>33</b>	<b>.424</b>	<b>36</b>	<b>55</b>	<b>.655</b>	<b>8</b>	<b>42</b>	<b>50</b>	<b>4.2</b>	<b>33</b>	<b>1</b>	<b>21</b>	<b>23</b>	<b>1</b>	<b>16</b>	<b>136</b>	<b>11.3</b>
<b>All*</b>	<b>78</b>	<b>76</b>	<b>2369</b>	<b>30.4</b>	<b>280</b>	<b>714</b>	<b>.392</b>	<b>87</b>	<b>263</b>	<b>.331</b>	<b>253</b>	<b>346</b>	<b>.731</b>	<b>43</b>	<b>220</b>	<b>263</b>	<b>3.4</b>	<b>204</b>	<b>5</b>	<b>194</b>	<b>197</b>	<b>6</b>	<b>143</b>	<b>900</b>	<b>11.5</b>

\* Statistics from Pittsburgh

## 2020-21 GAME BY GAME

Opponent	Date	GS	Min	TOTAL			3-PTS			FT			REBOUNDS				PF	FO	A	TO	Blk	Stl	Pts	Avg	
				FG	FGA	Pct	3FG	3FGA	Pct	FT	FTA	Pct	Off	Def	Tot	Avg									
McNeese State	11/25/20	*	19	5	9	.556	2	2	1.000	2	3	.667	1	2	3	3.0	3	0	3	2	0	3	14	14.0	
Nevada	11/26/20	*	23	0	5	.000	0	3	.000	0	0	.000	1	1	2	2.5	4	0	2	2	0	0	0	7.0	
North Dakota State	11/28/20	*	34	7	14	.500	2	5	.400	3	4	.750	1	4	5	3.3	2	0	1	3	1	1	19	11.0	
South Dakota	12/1/20	*	30	3	9	.333	1	4	.250	6	7	.857	0	6	6	4.0	4	0	0	2	0	1	13	11.5	
Georgia Tech	12/9/20	*	32	2	9	.222	0	3	.000	2	6	.333	1	8	9	5.0	5	1	1	3	0	0	6	10.4	
at No. 8 Creighton	12/11/20	*	28	5	7	.714	3	3	1.000	2	5	.400	0	2	2	4.5	2	0	0	4	0	1	15	11.2	
Doane	12/17/20	*	21	4	9	.444	0	3	.000	0	1	.000	0	1	1	4.0	0	0	3	0	0	2	8	10.7	
at No. 9 Wisconsin	12/22/20	*	30	2	7	.286	1	2	.500	5	9	.556	2	4	6	4.3	2	0	2	0	0	1	10	10.6	
No. 19 Michigan	12/25/20	*	29	4	11	.364	2	2	1.000	5	6	.833	0	4	4	4.2	3	0	1	0	0	3	15	11.1	
at No. 25 Ohio State	12/30/20	*	26	2	5	.400	1	2	.500	1	2	.500	1	0	1	3.9	1	0	0	3	0	1	6	10.6	
No. 17 Michigan State	1/2/21	*	33	6	10	.600	2	2	1.000	6	7	.857	0	5	5	4.0	4	0	2	3	0	1	20	11.5	
Indiana	1/10/21	*	37	3	10	.300	0	2	.000	4	5	.800	1	5	6	4.2	3	0	6	1	0	2	10	11.3	
Totals			12	341	43	105	.410	14	33	.424	36	55	.655	8	42	50	4.2	33	1	21	23	1	16	136	11.3

## NOTING MCGOWENS

- Transfer from Pittsburgh who was ruled eligible to play on Oct. 5 after starting two years for the Panthers
- Totaled 10 points, six rebounds and a career-high six assists and a pair of steals against Indiana
- Posted his first 20-point game as a Husker with 20 points on 6-of-10 shooting, including 2-of-2 from 3-point range, and five rebounds against No. 17 Michigan State
- Tallied 15 points, including a pair of 3-pointers, four rebounds and a game-high three steals vs. No. 19 Michigan
- Finished with 10 points, six rebounds and a pair of assists at No. 9 Wisconsin
- Had 15 points, including 3-of-3 from 3-point range, and a steal on 28 minutes vs. No. 8 Creighton
- Tallied 13 points and a season-high six rebounds in the win over South Dakota
- Scored 19 points, including a pair of 3-pointers and added five rebounds vs. North Dakota State
- Tied for team-high honors with 14 points while adding three assists and three steals in a win over McNeese State
- Was a two-year starter at Pittsburgh, starting 64 of 66 games at the school
- Averaged 11.5 points, 3.6 assists, 3.3 rebounds and 1.9 steals per game, as he ranked among ACC leaders in steals (fourth), assists (10th), assist-to-turnover ratio (15th, 1.26-to-1) and minutes played (13th, 33.8 per game)
- Posted 20 double-figure scoring games, including three games of at least 20 points (Robert Morris, Louisville, at North Carolina)
- Started 32 games as a freshman, averaging 11.6 points, 3.2 rebounds, 1.9 steals and 1.7 assists per game, finishing third in the ACC in steals per game
- Reached double figures 17 times and tied or set three single-game Pitt freshman records, including points (33), steals (7) and free throws (18)
- Scored a career-high 33 points against Louisville, going 12-of-19 from the field against the Cardinals
- Attended Hargrave (Va.) Military Academy as a senior, averaging 18.4 ppg, 6.3 apg, 5.4 rpg and 3.2 spg
- Led Wren (S.C.) High School to a 25-3 record and the AAAA State Championship game in 2017 after averaging 18.3 ppg, 6.8 apg, 4.3 rpg and 3.6 spg
- His father (Bobby) played football at Clemson before transferring to South Carolina State to play both football and basketball, finishing as the school's all-time receiving leader and helped the school make two NCAA Tournament appearances
- His mother (Pam) played basketball at Western Carolina and is a high school basketball coach
- His younger brother (Bryce) signed to play with Nebraska in 2021-22, and is ranked as high as No. 19 nationally in the class of 2021

## MISC. STATS

Category	2020-21	Career
Double-Figure Scoring	8	45
Double-Figure Rebounding	0	0
Double-Figure Assists	0	0
Double-Doubles	0	0
Led NU in Scoring	1	0
Led NU in Rebounding	2	2
Led NU in Assists	0	0
20+ Point Games	1	8
30+ Point Games	0	3

## TOP PERFORMANCES OF 2020-21

Category	No.	Opponent (Date)
Points	20	Michigan State (1/2)
	19	North Dakota State (11/28)
	15	at Creighton (12/11)
	15	Michigan (12/25)
Rebounds	9	Georgia Tech (12/9)
	6	Indiana (1/10)
	6	South Dakota (12/1)
	6	at Wisconsin (12/22)
Assists	6	Indiana (1/10)
	3	McNeese State (11/25)
	3	Doane (12/17)
Steals	3	McNeese State (11/25)
	3	Michigan (12/25)



**#3 ELIJAH WOOD** | 6-5 | 174 | Fr. | G | Potomac, Md.

**CAREER STATS**

Year	GP	GS	Min	Avg	Total							Rebounds							PF	FO	Ast	TO	Blk	Stl	Pts	Avg
					FG	FGA	Pct	3FG	3FGA	Pct	FT	FTA	Pct	Off	Def	Tot	Avg									
2020-21	6	0	29	4.8	3	11	.273	2	10	.200	0	0	.000	0	5	5	0.8	0	0	3	2	0	2	8	1.3	
<b>TOTAL</b>	<b>6</b>	<b>0</b>	<b>29</b>	<b>4.8</b>	<b>3</b>	<b>11</b>	<b>.273</b>	<b>2</b>	<b>10</b>	<b>.200</b>	<b>0</b>	<b>0</b>	<b>.000</b>	<b>0</b>	<b>5</b>	<b>5</b>	<b>0.8</b>	<b>0</b>	<b>0</b>	<b>3</b>	<b>2</b>	<b>0</b>	<b>2</b>	<b>8</b>	<b>1.3</b>	

**2020-21 GAME BY GAME**

Opponent	Date	GS	Min	TOTAL			3-PTS			FT	FTA	Pct	REBOUNDS				PF	FO	A	TO	Blk	Stl	Pts	Avg	
				FG	FGA	Pct	3FG	FGA	Pct				Off	Def	Tot	Avg									
McNeese State	11/25/20	9	9	0	2	.000	0	2	.000	0	0	.000	0	2	2	2.0	0	0	2	0	0	0	0	0	0.0
Nevada	11/26/20	DNP																							
North Dakota State	11/28/20	2	0	1	.000	0	1	.000	0	0	.000	0	0	0	1.0	0	0	0	1	0	1	0	0	0.0	
South Dakota	12/1/20	DNP																							
Georgia Tech	12/9/20	DNP																							
at No. 8 Creighton	12/11/20	2	0	1	.000	0	1	.000	0	0	.000	0	0	0	0.7	0	0	0	1	0	0	0	0	0.0	
Doane	12/17/20	12	3	5	.600	2	4	.500	0	0	.000	0	3	3	1.3	0	0	1	0	0	0	0	8	2.0	
at No. 9 Wisconsin	12/22/20	0	0	0	.000	0	0	.000	0	0	.000	0	0	0	1.0	0	0	0	0	0	0	0	0	1.6	
No. 19 Michigan	12/25/20	DNP																							
at No. 25 Ohio State	12/30/20	4	0	2	.000	0	2	.000	0	0	.000	0	0	0	0.8	0	0	0	0	0	1	0	0	1.3	
No. 17 Michigan State	1/2/21	DNP																							
Indiana	1/10/21	DNP																							
<b>Totals</b>		0	29	3	11	.273	2	10	.200	0	0	.000	0	5	5	0.8	0	0	3	2	0	2	8	1.3	

**NOTING WOOD**


- Freshman guard who was originally going to go to Hargrave Military Academy, but reclassified into the class of 2020
- Had a steal in the final 4:13 at No. 25 Ohio State
- Enjoyed his best game of the year with eight points, including a 3-pointer to beat the first-half buzzer, three rebounds and an assist against Doane
- Made his debut against McNeese State, dishing out two assists and grabbing a pair of rebounds in nine minutes
- Spent senior year at Berkmar (Ga.) High School, averaging 10.0 ppg, 2.0 apg and 1.5 spg in helping the school to an 18-10 record and a Class AAAAAAA (largest class in Georgia) quarterfinal appearance
- Averaged 11 ppg, 5.4 rpg, 4.1 apg and 1.8 bpg at Bethesda-Chevy Chase High School, reaching double figures 12 times and dishing out five or more assists eight times
- Chose Nebraska over schools such as Florida, Mississippi, Providence and TCU after reclassifying in June
- Father (Anthony) played at Hampton University, leading the team with 5.4 assists per game in 1988-89

**MISC. STATS**

Category	2020-21	Career
Double-Figure Scoring	0	0
Double-Figure Rebounding	0	0
Double-Figure Assists	0	0
Double-Doubles	0	0
Led NU in Scoring	0	0
Led NU in Rebounding	0	0
Led NU in Assists	0	0
20+ Point Games	0	0
30+ Point Games	0	0

**TOP PERFORMANCES OF 2020-21**

Category	No.	Opponent (Date)
Points	8	Doane (12/17)
Rebounds	3	Doane (12/17)
	2	McNeese State (11/25)
Assists	2	McNeese State (11/25)



#4 SHAMIEL STEVENSON | 6-6 | 245 | Jr. | G/F | Toronto, Ontario, Canada

## CAREER STATS

Year	GP	GS	Min	Avg	Total									Rebounds				PF	FO	Ast	TO	Blk	Stl	Pts	Avg
					FG	FGA	Pct	3FG	3FGA	Pct	FT	FTA	Pct	Off	Def	Tot	Avg								
2017-18*	32	13	761	23.8	95	188	.505	15	40	.375	68	112	.607	27	114	141	4.4	50	2	33	72	8	16	273	8.5
2018-19*	4	0	32	8.0	7	12	.583	1	1	1.000	0	1	.000	0	7	7	1.8	3	0	1	3	1	3	15	3.8
2020-21	12	0	168	14.0	18	41	.439	1	14	.071	24	32	.750	6	18	24	2.0	21	0	8	16	2	6	61	5.1
<b>TOTAL</b>	<b>12</b>	<b>0</b>	<b>168</b>	<b>14.0</b>	<b>18</b>	<b>41</b>	<b>.439</b>	<b>1</b>	<b>14</b>	<b>.071</b>	<b>24</b>	<b>32</b>	<b>.750</b>	<b>6</b>	<b>18</b>	<b>24</b>	<b>2.0</b>	<b>21</b>	<b>0</b>	<b>8</b>	<b>16</b>	<b>2</b>	<b>6</b>	<b>61</b>	<b>5.1</b>
<i>All*</i>	<i>48</i>	<i>13</i>	<i>961</i>	<i>20.0</i>	<i>120</i>	<i>241</i>	<i>.498</i>	<i>17</i>	<i>55</i>	<i>.309</i>	<i>92</i>	<i>145</i>	<i>.634</i>	<i>33</i>	<i>139</i>	<i>172</i>	<i>3.6</i>	<i>74</i>	<i>2</i>	<i>42</i>	<i>91</i>	<i>11</i>	<i>25</i>	<i>349</i>	<i>7.3</i>

\*Statistics from Pittsburgh

## 2020-21 GAME BY GAME

Opponent	Date	GS	Min	TOTAL			3-PTS			REBOUNDS			PF	FO	A	TO	Blk	Stl	Pts	Avg				
				FG	FGA	Pct	3FG	FGA	Pct	Off	Def	Tot									Avg			
McNeese State	11/25/20	22	4	4	1.000	0	0	.000	6	8	.750	3	3	6	6.0	3	0	2	0	2	14	14.0		
Nevada	11/26/20	21	3	5	.600	0	1	.000	3	3	1.000	0	3	3	4.5	3	0	0	2	0	9	11.5		
North Dakota State	11/28/20	12	1	3	.333	0	2	.000	1	2	.500	0	1	1	3.3	4	0	0	1	0	3	8.7		
South Dakota	12/1/20	27	4	7	.571	0	2	.000	3	5	.600	1	3	4	3.5	3	0	1	2	0	11	9.3		
Georgia Tech	12/9/20	16	1	2	.500	0	0	.000	0	0	.000	1	2	3	3.4	1	0	0	1	0	0	2	7.8	
at No. 8 Creighton	12/11/20	17	1	6	.167	0	3	.000	0	0	.000	1	2	3	3.3	2	0	1	2	0	0	2	6.8	
Doane	12/17/20	16	1	3	.333	1	2	.500	4	4	1.000	0	1	1	3.0	2	0	3	3	1	2	7	6.9	
at No. 9 Wisconsin	12/22/20	1	0	1	.000	0	1	.000	0	0	.000	0	0	0	2.6	0	0	0	1	0	0	0	6.0	
No. 19 Michigan	12/25/20	4	0	0	.000	0	0	.000	0	0	.000	0	1	1	2.4	1	0	0	0	0	0	0	5.3	
at No. 25 Ohio State	12/30/20	14	1	5	.200	0	3	.000	4	6	.667	0	0	0	2.2	1	0	0	2	1	0	6	5.4	
No. 17 Michigan State	1/2/21	5	0	1	.000	0	0	.000	0	0	.000	0	1	1	2.1	1	0	0	1	0	0	0	4.9	
Indiana	1/10/21	14	2	4	.500	0	0	.000	3	4	.750	0	1	1	2.0	0	0	1	1	0	0	7	5.1	
Totals		0	168	18	41	.439	1	14	.071	24	32	.750	6	18	24	2.0	21	0	8	16	2	6	61	5.1

## NOTING STEVENSON

- Transfer who provides a physical presence as well as the ability to stretch out to 3-point range coming off the bench
- Provided a lift off the bench against Indiana with seven points and an assist in 14 minutes of work
- Had six points and a blocked shot in 14 minutes at No. 25 Ohio State
- Grabbed a rebound in four minutes against No. 19 Michigan
- Tallied seven points and a season-high three assists in 16 minutes off the bench against Doane
- Had two points and three boards in 17 minutes at No. 8 Creighton
- Had two points and three rebounds in 16 minutes of work against Georgia Tech
- Keyed NU's win over South Dakota with 11 points, four rebounds and two steals in 27 minutes off the bench
- Totaled nine points and three boards in 21 minutes against Nevada
- Tied for game-high honors against McNeese State, hitting all four shots from the field and added six rebounds, two assists and two steals in 22 minutes
  - Sat out the 2019-20 season following his NCAA appeal being denied on Nov. 26, 2019
  - Played in 32 games, including 13 starts at Pittsburgh in 2017-18, averaging 8.5 points on 51 percent shooting and 4.4 rebounds per game to rank second on the Panthers in rebounds
  - Reached double figures 13 times, including a career-high 19 points against Montana
  - Played at Hillcrest (Ariz.) Prep, averaging 14.2 ppg and 6.3 rpg and was selected to play in the 2017 BioSteel All-Canadian Game

## MISC. STATS

Category	2020-21	Career
Double-Figure Scoring	1	14
Double-Figure Rebounding	0	0
Double-Figure Assists	0	0
Double-Doubles	0	0
Led NU in Scoring	1	1
Led NU in Rebounding	0	0
Led NU in Assists	0	0
20+ Point Games	0	0
30+ Point Games	0	0

## TOP PERFORMANCES OF 2020-21

Category	No.	Opponent (Date)
Points	14	McNeese State (11/25)
	11	South Dakota (12/1)
Rebounds	6	McNeese State (11/25)
	5	South Dakota (12/1)
Assists	3	Doane (12/17)
	2	McNeese State (11/25)
Steals	2	McNeese State (11/25)
	2	South Dakota (12/1)
	2	Doane (12/17)



**#10 KOBE WEBSTER** | 6-0 | 172 | Sr. | G | Indianapolis, Ind.

**CAREER STATS**

Year	GP	GS	Min	Avg	Total			3-PTS			FT			Rebounds				PF	FO	Ast	TO	Blk	Stl	Pts	Avg
					FG	FGA	Pct	3FG	3FGA	Pct	FT	FTA	Pct	Off	Def	Tot	Avg								
2017-18*	28	28	935	33.4	165	383	.431	59	161	.366	57	73	.781	10	106	116	4.1	44	0	97	63	3	20	446	15.9
2018-19*	31	31	1054	34.0	195	455	.429	76	184	.413	60	85	.706	14	123	137	4.4	60	0	97	50	1	34	526	17.0
2019-20*	26	26	876	33.7	173	415	.417	49	147	.333	50	64	.781	12	71	83	3.2	37	0	93	54	3	23	445	17.1
<b>2020-21</b>	<b>12</b>	<b>0</b>	<b>253</b>	<b>21.1</b>	<b>33</b>	<b>83</b>	<b>.398</b>	<b>17</b>	<b>49</b>	<b>.347</b>	<b>10</b>	<b>14</b>	<b>.714</b>	<b>1</b>	<b>19</b>	<b>20</b>	<b>1.7</b>	<b>16</b>	<b>0</b>	<b>14</b>	<b>9</b>	<b>1</b>	<b>6</b>	<b>93</b>	<b>7.8</b>
<b>TOTAL</b>	<b>12</b>	<b>0</b>	<b>253</b>	<b>21.1</b>	<b>33</b>	<b>83</b>	<b>.398</b>	<b>17</b>	<b>49</b>	<b>.347</b>	<b>10</b>	<b>14</b>	<b>.714</b>	<b>1</b>	<b>19</b>	<b>20</b>	<b>1.7</b>	<b>16</b>	<b>0</b>	<b>14</b>	<b>9</b>	<b>1</b>	<b>6</b>	<b>93</b>	<b>7.8</b>
<b>All*</b>	<b>97</b>	<b>85</b>	<b>3118</b>	<b>32.1</b>	<b>566</b>	<b>1336</b>	<b>.424</b>	<b>201</b>	<b>541</b>	<b>.372</b>	<b>177</b>	<b>236</b>	<b>.750</b>	<b>37</b>	<b>319</b>	<b>356</b>	<b>3.7</b>	<b>157</b>	<b>0</b>	<b>301</b>	<b>176</b>	<b>8</b>	<b>83</b>	<b>1510</b>	<b>15.6</b>

\* Statistics from Western Illinois

**2020-21 GAME BY GAME**

Opponent	Date	GS	Min	TOTAL			3-PTS			FT			REBOUNDS				PF	FO	A	TO	Blk	Stl	Pts	Avg
				FG	FGA	Pct	3FG	3FGA	Pct	FT	FTA	Pct	Off	Def	Tot	Avg								
McNeese State	11/25/20	24	5	7	.714	1	3	.333	2	2	1.000	0	2	2	2.0	0	0	2	0	0	2	13	13.0	
Nevada	11/26/20	20	4	10	.400	2	6	.333	3	4	.750	0	0	0	1.0	2	0	1	2	0	3	13	13.0	
North Dakota State	11/28/20	17	1	4	.250	0	3	.000	2	2	1.000	0	4	4	2.0	1	0	2	1	0	0	4	10.0	
South Dakota	12/1/20	23	4	11	.364	2	7	.286	1	2	.500	0	4	4	2.5	2	0	0	0	0	0	11	10.3	
Georgia Tech	12/9/20	29	7	9	.778	6	7	.857	0	0	.000	0	2	2	2.4	4	0	1	2	0	0	20	12.2	
at No. 8 Creighton	12/11/20	24	2	8	.250	1	5	.200	0	2	.000	0	1	1	2.2	0	0	2	2	1	0	5	11.0	
Doane	12/17/20	20	5	7	.714	2	3	.667	0	0	.000	1	2	3	2.3	1	0	2	0	0	1	12	11.1	
at No. 9 Wisconsin	12/22/20	14	0	3	.000	0	2	.000	0	0	.000	0	0	0	2.0	0	0	2	0	0	0	0	9.8	
No. 19 Michigan	12/25/20	13	0	3	.000	0	1	.000	0	0	.000	0	0	0	1.8	1	0	1	1	0	0	0	8.7	
at No. 25 Ohio State	12/30/20	21	1	8	.125	0	5	.000	0	0	.000	0	2	2	1.8	2	0	1	1	0	0	2	8.0	
No. 17 Michigan State	1/2/21	34	3	9	.333	2	5	.400	2	2	1.000	0	2	2	1.8	2	0	0	0	0	0	10	8.2	
Indiana	1/10/21	15	1	4	.250	1	2	.500	0	0	.000	0	0	0	1.7	1	0	0	0	0	0	3	7.8	
<b>Totals</b>		<b>0</b>	<b>253</b>	<b>33</b>	<b>83</b>	<b>.398</b>	<b>17</b>	<b>49</b>	<b>.347</b>	<b>10</b>	<b>14</b>	<b>.714</b>	<b>1</b>	<b>19</b>	<b>20</b>	<b>1.7</b>	<b>16</b>	<b>0</b>	<b>14</b>	<b>9</b>	<b>1</b>	<b>6</b>	<b>93</b>	<b>7.8</b>

**NOTING WEBSTER**

- Graduate transfer who adds experience and playmaking ability in the guard spot
- Had three points in 16 minutes off the bench against Indiana
- Broke out of a mini slump with 10 points, including a pair of 3-pointers, in 34 minutes vs. No. 17 Michigan State
- Tallied 12 points on 5-of-7 shooting and a pair of assists in 20 minutes against Doane
- Enjoyed a career night against Georgia Tech, hitting 7-of-9 shots from the floor, including a career-high six 3-pointers, as part of a 20-point night
  - Came off the bench and had 11 points and four boards in 22 minutes against South Dakota
  - Totaled 13 points, including a pair of 3-pointers, in 20 minutes off the bench against Nevada
  - Made a strong debut with 13 points on 5-of-7 shooting, two assists and two steals against McNeese State
  - Three-year starter at Western Illinois, starting 85 games and earning All-Summit League honors in 2019 and 2020
  - Started 26 games at WIU in 2019-20, averaging 17.1 points, 3.6 assists and 3.2 rebounds per game en route to second-team all-conference honors
    - Ranked among league leaders in scoring (sixth), assists (fifth) and assist-to-turnover ratio (1.72-to-1, fourth)
    - Had six 20-point games, including a school-record 40-point performance against Omaha, in 2019-20
    - Garnered second-team all-Summit League honors in 2018-19 after averaging 17.0 points, 4.0 rebounds and 3.1 assists per game, while finishing fifth in scoring, assist-to-turnover ratio and 3-pointers per game
      - Attended Park Tudor School in Indianapolis, helping the school to a pair of state titles in 2014 and 2015 with college standouts Jaren Jackson Jr. (Michigan State) and Trevon Bluiett (Xavier)
        - Started three seasons at Park Tutor, averaging 16 points, four rebounds and four assists per game as a senior to earn third-team all-state by the AP
          - Invited to the Indiana's Top 60 showcase following a junior campaign when he averaged 14.5 points and 3.7 assists per game
          - Played his AAU ball with the Indiana Elite, winning a national championship in 2015
          - Graduated with a degree in management in three years and was a first-team Academic All-District pick in 2019
          - Pursuing a master's degree in higher education administration at Nebraska

**MISC. STATS**

Category	2020-21	Career
Double-Figure Scoring	6	78
Double-Figure Rebounding	0	1
Double-Figure Assists	0	0
Double-Doubles	0	1
Led NU in Scoring	1	1
Led NU in Rebounding	0	0
Led NU in Assists	0	0
20+ Point Games	1	25
30+ Point Games	0	1
40+ Point Games	0	1

\*-Includes Western Illinois

**TOP PERFORMANCES OF 2020-21**

Category	No.	Opponent (Date)
Points	20	Georgia Tech (12/9)
	13	McNeese State (11/25)
	13	Nevada (11/26)
Rebounds	4	North Dakota State (11/28)
	4	South Dakota (12/1)
Assists	2	North Dakota State (11/28)
	2	McNeese State (11/25)
	2	Doane (12/17)
	2	at Wisconsin (12/22)
Steals	3	Nevada (11/26)
	2	McNeese State (11/25)



#11 LAT MAYEN | 6-9 | 205 | Jr. | F | Adelaide, Australia

## CAREER STATS

Year	GP	GS	Total											Rebounds				PF	FO	Ast	TO	Blk	Stl	Pts	Avg
			Min	Avg	FG	FGA	Pct	3FG	3FGA	Pct	FT	FTA	Pct	Off	Def	Tot	Avg								
2018-19*	17	0	134	7.9	11	26	.423	7	20	.350	7	9	.778	5	16	21	1.2	14	0	4	11	4	4	36	2.1
2020-21	12	12	276	23.0	30	84	.357	19	60	.317	9	14	.643	15	42	57	4.8	34	1	9	18	8	6	88	7.3
<b>TOTAL</b>	<b>12</b>	<b>12</b>	<b>276</b>	<b>23.0</b>	<b>30</b>	<b>84</b>	<b>.357</b>	<b>19</b>	<b>60</b>	<b>.317</b>	<b>9</b>	<b>14</b>	<b>.643</b>	<b>15</b>	<b>42</b>	<b>57</b>	<b>4.8</b>	<b>34</b>	<b>1</b>	<b>9</b>	<b>18</b>	<b>8</b>	<b>6</b>	<b>88</b>	<b>7.3</b>
All*	29	12	410	14.1	41	110	.373	26	80	.325	16	23	.696	20	58	78	2.7	48	1	13	29	12	10	124	4.3

\*Statistics from TCU

## 2020-21 GAME BY GAME

Opponent	Date	GS	Min	TOTAL			3-PTS			FT			REBOUNDS				PF	FO	A	TO	Blk	Stl	Pts	Avg	
				FG	FGA	Pct	3FG	FGA	Pct	FT	FTA	Pct	Off	Def	Tot	Avg									
McNeese State	11/25/20	*	24	5	11	.455	3	7	.429	0	0	.000	3	3	6	6.0	2	0	1	1	0	0	13	13.0	
Nevada	11/26/20	*	27	2	9	.222	2	9	.222	1	3	.333	0	5	5	5.5	4	0	1	1	0	1	7	10.0	
North Dakota State	11/28/20	*	22	4	7	.571	3	6	.500	1	2	.500	1	3	4	5.0	3	0	1	1	0	0	12	10.7	
South Dakota	12/1/20	*	31	2	8	.250	2	4	.500	0	0	.000	4	8	12	6.8	2	0	4	4	1	1	6	9.5	
Georgia Tech	12/9/20	*	27	2	5	.400	1	3	.333	2	2	1.000	1	3	4	6.2	4	0	0	2	0	0	7	9.0	
at No. 8 Creighton	12/11/20	*	18	0	1	.000	0	1	.000	2	2	1.000	0	4	4	5.8	4	0	1	3	0	0	2	7.8	
Doane	12/17/20	*	18	2	8	.250	0	4	.000	0	1	.000	3	3	6	5.9	0	0	1	0	1	0	4	7.3	
at No. 9 Wisconsin	12/22/20	*	28	2	9	.222	0	6	.000	1	2	.500	1	1	2	5.4	1	0	0	1	3	2	5	7.0	
No. 19 Michigan	12/25/20	*	21	1	4	.250	0	2	.000	0	0	.000	0	3	3	5.1	4	0	0	2	2	1	2	6.4	
at No. 25 Ohio State	12/30/20	*	21	2	8	.250	1	6	.167	2	2	1.000	1	1	2	4.8	1	0	0	1	0	0	7	6.5	
No. 17 Michigan State	1/2/21	*	15	3	5	.600	2	3	.667	0	0	.000	0	3	3	4.6	5	1	0	1	1	1	8	6.6	
Indiana	1/10/21	*	25	5	9	.556	5	9	.556	0	0	.000	1	5	6	4.8	4	0	0	1	0	0	15	7.3	
Totals			12	276	30	84	.357	19	60	.317	9	14	.643	15	42	57	4.8	34	1	9	18	8	6	88	7.3

## NOTING MAYEN

- Junior college transfer who has impressed coaches with his shooting and work ethic
- Put up a career-high 15 points, including 5-of-9 from 3-point range, and six boards vs. Indiana
- Played just 15 minutes before fouling out, but had eight points, three boards and a blocked shot vs. No. 17 MSU
- Had seven points and two boards in 21 minutes at No. 25 Ohio State
- Totaled five points, two boards and a career-high three blocked shots at No. 9 Wisconsin
- Grabbed a career-high 12 boards and dished out a personal best four assists in 31 minutes vs. South Dakota
- Reached double figures for the second time with 12 points, including a trio of 3-pointers, and four rebounds against North Dakota State
- Had seven points and five rebounds in a loss to Nevada
- Finished with a career-high 13 points, including a trio of 3-pointers, and six boards against McNeese State
- Rated the No. 18 JUCO nationally in 2019-20 at Chipola (Fla.) College, as he averaged 11.8 points, 8.4 rebounds and 2.7 assists per game
- Shot 38 percent from 3-point range while posting eight double-doubles on the year
- Played in 17 games at TCU in 2018-19 before a knee injury ended his redshirt freshman season
- Averaged 2.1 points and 1.2 rebounds per game off the bench, highlighted by a 12-point, six-rebound effort against West Virginia
- Was one of the top recruits in Australia in the 2017 class, as he was a four-star recruit and the No. 2 ranked player in Australia by AUSA Hoops
- Was a member of the Australian National Program, playing in the 2016 Albert Schweitzer Tournament in Germany on the U18 team and was in the U19 National Team program.
- Averaged 12.0 points, 5.3 rebounds and 0.8 assists for Basketball Australia Centre of Excellence during the 2016-17 season, shooting 39.5 percent from 3-point range

## MISC. STATS

Category	2020-21	Career
Double-Figure Scoring	3	4
Double-Figure Rebounding	1	1
Double-Figure Assists	0	0
Double-Doubles	0	0
Led NU in Scoring	0	0
Led NU in Rebounding	2	2
Led NU in Assists	1	1
20+ Point Games	0	0
30+ Point Games	0	0

## TOP PERFORMANCES OF 2020-21

Category	No.	Opponent (Date)
Points	15	Indiana (1/10)
	13	McNeese State (11/25)
	12	North Dakota State (11/28)
Rebounds	12	South Dakota (12/1)
	6	Indiana (1/10)
	6	Doane (12/17)
	6	McNeese State (11/25)
Assists	4	South Dakota (12/1)





**#13 DERRICK WALKER** | 6-8 | 232 | Jr. | F | Kansas City, Mo.

**CAREER STATS**

Year	GP	GS	Min	Avg	Total			3-PTS			FT			Rebounds				PF	FO	Ast	TO	Blk	Stl	Pts	Avg
					FG	FGA	Pct	3FG	3FGA	Pct	FT	FTA	Pct	Off	Def	Tot	Avg								
2017-18*	34	0	299	8.8	28	47	.596	0	0	.000	10	25	.400	29	46	75	2.2	43	0	9	21	7	3	66	1.9
2018-19*	30	0	160	5.3	10	19	.526	0	0	.000	5	19	.263	8	24	32	1.1	28	0	7	6	3	6	25	0.8
2020-21	1	1	26	26.0	5	7	.714	0	0	.000	0	0	.000	0	3	3	3.0	3	0	1	3	1	2	10	10.0
<b>TOTAL</b>	<b>1</b>	<b>1</b>	<b>26</b>	<b>26.0</b>	<b>5</b>	<b>7</b>	<b>.714</b>	<b>0</b>	<b>0</b>	<b>.000</b>	<b>0</b>	<b>0</b>	<b>.000</b>	<b>0</b>	<b>3</b>	<b>3</b>	<b>3.0</b>	<b>3</b>	<b>0</b>	<b>1</b>	<b>3</b>	<b>1</b>	<b>2</b>	<b>10</b>	<b>10.0</b>
<i>All*</i>	<i>65</i>	<i>1</i>	<i>485</i>	<i>7.5</i>	<i>43</i>	<i>73</i>	<i>.589</i>	<i>0</i>	<i>0</i>	<i>.000</i>	<i>15</i>	<i>44</i>	<i>.341</i>	<i>37</i>	<i>73</i>	<i>110</i>	<i>1.7</i>	<i>74</i>	<i>0</i>	<i>17</i>	<i>30</i>	<i>11</i>	<i>11</i>	<i>101</i>	<i>1.6</i>

\* Statistics from Tennessee

**2020-21 GAME BY GAME**

Opponent	Date	GS	Min	TOTAL			3-PTS			FT			REBOUNDS				PF	FO	A	TO	Blk	Stl	Pts	Avg
				FG	FGA	Pct	3FG	3FGA	Pct	FT	FTA	Pct	Off	Def	Tot	Avg								
McNeese State	11/25/20		DNP																					
Nevada	11/26/20		DNP																					
North Dakota State	11/28/20		DNP																					
South Dakota	12/1/20		DNP																					
Georgia Tech	12/9/20		DNP																					
at No. 8 Creighton	12/11/20		DNP																					
Doane	12/17/20		DNP																					
No. 9 Wisconsin	12/22/20		DNP																					
No. 19 Michigan	12/25/20		DNP																					
at No. 25 Ohio State	12/30/20		DNP																					
No. 17 Michigan State	1/2/21		DNP																					
Indiana	1/10/21	*	26	5	7	.714	0	0	.000	0	0	.000	0	3	3	3.0	3	0	1	3	1	2	10	10.0
<b>Totals</b>		<b>1</b>	<b>26</b>	<b>5</b>	<b>7</b>	<b>.714</b>	<b>0</b>	<b>0</b>	<b>.000</b>	<b>0</b>	<b>0</b>	<b>.000</b>	<b>0</b>	<b>3</b>	<b>3</b>	<b>3.0</b>	<b>3</b>	<b>0</b>	<b>1</b>	<b>3</b>	<b>1</b>	<b>2</b>	<b>10</b>	<b>10.0</b>

**NOTING WALKER**


- Walker sat out the 2019-20 season after transferring from Tennessee and made his debut against Indiana on Jan. 11
- Started against Indiana and totaled 10 points on 5-of-7 shooting and three boards in 26 minutes of work
- Missed NU's first 11 games after an NCAA suspension dating back from his time at his previous school
- Was named to the Tom Osborne Citizenship Team in 2019-20 and was selected to represent Nebraska at the Black Student-Athlete Summit in Austin, Texas, in January of 2020
- Played in 30 games at Tennessee in 2018-19 as the Volunteers reached the NCAA Sweet 16
- Helped the Volunteers to an SEC title in 2017-18, playing in 34 games and averaging 1.9 points and 2.2 rebounds per outing
- A four-star prospect by ESPN who played at Sunrise (Kan.) Christian Academy, averaging 14 points and seven rebounds per game in 2016-17
- Played on MOKAN Elite AAU program with NBA first-round picks Trae Young and Michael Porter Jr.
- Spent freshman-junior years at Raytown High School, the alma mater of former Husker great and current Los Angeles Clippers Coach Tyrronn Lue

**MISC. STATS**

Category	2020-21	Career
Double-Figure Scoring	1	1
Double-Figure Rebounding	0	0
Double-Figure Assists	0	0
Double-Doubles	0	0
Led NU in Scoring	0	0
Led NU in Rebounding	0	0
Led NU in Assists	0	0
20+ Point Games	0	0
30+ Point Games	0	0

**TOP PERFORMANCES OF 2020-21**

Category	No.	Opponent (Date)
Points	10	Indiana (1/10)
Rebounds	3	Indiana (1/10)
Assists	1	Indiana (1/10)



#14 TREVOR LAKES | 6-7 | 215 | Sr. | F | Lebanon, Ind.

## CAREER STATS

Year	GP	GS	Total											Rebounds				PF	FO	Ast	TO	Blk	Stl	Pts	Avg
			Min	Avg	FG	FGA	Pct	3FG	3FGA	Pct	FT	FTA	Pct	Off	Def	Tot	Avg								
2017-18*	28	3	378	13.5	53	118	.449	47	104	.452	4	7	.571	9	43	52	1.9	43	0	12	14	6	12	157	5.6
2018-19*	25	25	751	30.0	119	278	.428	87	219	.397	27	32	.844	17	121	138	5.5	55	0	21	19	17	8	352	14.1
2019-20*	30	28	966	32.2	157	354	.444	101	254	.398	55	69	.797	25	162	187	6.2	60	0	29	27	18	20	470	15.7
2020-21	5	0	72	14.4	7	15	.467	6	13	.462	0	1	.000	2	11	13	2.6	2	0	2	0	1	1	20	4.0
<b>TOTAL</b>	<b>5</b>	<b>0</b>	<b>72</b>	<b>14.4</b>	<b>7</b>	<b>15</b>	<b>.467</b>	<b>6</b>	<b>13</b>	<b>.462</b>	<b>0</b>	<b>1</b>	<b>.000</b>	<b>2</b>	<b>11</b>	<b>13</b>	<b>2.6</b>	<b>2</b>	<b>0</b>	<b>2</b>	<b>0</b>	<b>1</b>	<b>1</b>	<b>20</b>	<b>4.0</b>
<b>All*</b>	<b>88</b>	<b>56</b>	<b>2167</b>	<b>24.6</b>	<b>336</b>	<b>765</b>	<b>.439</b>	<b>241</b>	<b>590</b>	<b>.408</b>	<b>86</b>	<b>109</b>	<b>.789</b>	<b>53</b>	<b>337</b>	<b>390</b>	<b>4.4</b>	<b>160</b>	<b>0</b>	<b>64</b>	<b>60</b>	<b>42</b>	<b>41</b>	<b>999</b>	<b>11.4</b>

\* Statistics from University of Indianapolis

## 2020-21 GAME BY GAME

Opponent	Date	GS	Min	TOTAL			3-PTS			FT	FTA	Pct	REBOUNDS				PF	FO	A	TO	Blk	Stl	Pts	Avg	
				FG	FGA	Pct	3FG	FGA	Pct				Off	Def	Tot	Avg									
McNeese State	11/25/20		DNP																						
Nevada	11/26/20		DNP																						
North Dakota State	11/28/20		DNP																						
South Dakota	12/1/20		DNP																						
Georgia Tech	12/9/20		DNP																						
at No. 8 Creighton	12/11/20		DNP																						
Doane	12/17/20	26		4	5	.800	4	5	.800	0	1	.000	1	5	6	6.0	0	0	2	0	0	0	12	12.0	
at No. 9 Wisconsin	12/22/20	17		0	2	.000	0	1	.000	0	0	.000	0	3	3	4.5	1	0	0	0	1	0	0	6.0	
No. 19 Michigan	12/25/20	12		1	3	.333	1	3	.333	0	0	.000	0	1	1	3.3	0	0	0	0	0	0	3	5.0	
at No. 25 Ohio State	12/30/20	14		2	5	.400	1	4	.250	0	0	.000	1	1	2	3.0	1	0	0	0	0	1	5	5.0	
No. 17 Michigan State	1/2/21	3		0	0	.000	0	0	.000	0	0	.000	0	1	1	2.6	0	0	0	0	0	0	0	4.0	
Indiana	1/10/21		DNP																						
Totals		0	72	7	15	.467	6	13	.462	0	1	.000	2	11	13	2.6	2	0	2	0	1	1	20	4.0	

## NOTING LAKES

- Transfer from Division II University of Indianapolis who was ruled eligible on Dec. 17
- Played just three minutes in the loss to No. 17 Michigan State
- Had five points and two boards in 14 minutes at No. 25 Ohio State
- Had three points in 12 minutes off the bench against No. 19 Michigan
- Went scoreless, but grabbed three boards and blocked a shot in 16 minutes at No. 9 Wisconsin
- Made an immediate impact, hitting 4-of-5 shots from 3-point range and adding six rebounds against Doane
- Averaged 15.7 points and 6.2 rebounds per game last season while leading his conference in 3-pointers per game (3.4/gm) for the second straight year, helping Indianapolis to a 24-6 record and a No. 1 seed in the 2020 NCAA Division II Regional Tournament
- Collected All-GLVC honors as a sophomore in 2018-19, as he led the team in scoring at 14.1 ppg, while pulling down 5.5 rebounds per contest. Lakes paced the conference with 3.5 3-pointers per game and shot 39.7 percent from 3-point range, while ranking among conference leaders in scoring (11th) and rebounding (12th)
- Played at Lebanon High School, averaging 22.5 points, 6.7 rebounds and 1.5 blocks per game as a senior en route to earning IBCA Honorable Mention All-State honors

## MISC. STATS

Category	2020-21	Career
Double-Figure Scoring	1	52
Double-Figure Rebounding	0	2
Double-Figure Assists	0	0
Double-Doubles	0	2
Led NU in Scoring	0	0
Led NU in Rebounding	0	0
Led NU in Assists	0	0
20+ Point Games	0	15
30+ Point Games	0	0

## TOP PERFORMANCES OF 2020-21

Category	No.	Opponent (Date)
Points	12	Doane (12/17)
	5	at Ohio State (12/30)
	3	Michigan (12/25)
Rebounds	6	Doane (12/17)
	3	at Wisconsin (12/22)
Assists	2	Doane (12/17)



**#21 JACE PIATKOWSKI** | 6-3 | 184 | R-Fr. | G | Omaha, Neb.

**CAREER STATS**

Year	GP	GS	Min	Avg	Total							Rebounds													
					FG	FGA	Pct	3FG	3FGA	Pct	FT	FTA	Pct	Off	Def	Tot	Avg	PF	FO	Ast	TO	Blk	Stl	Pts	Avg
2020-21	3	0	8	2.7	1	1	1.000	1	1	1.000	0	0	.000	1	0	1	0.3	0	0	0	0	0	0	3	1.0
<b>TOTAL</b>	<b>3</b>	<b>0</b>	<b>8</b>	<b>2.7</b>	<b>1</b>	<b>1</b>	<b>1.000</b>	<b>1</b>	<b>1</b>	<b>1.000</b>	<b>0</b>	<b>0</b>	<b>.000</b>	<b>1</b>	<b>0</b>	<b>1</b>	<b>0.3</b>	<b>0</b>	<b>0</b>	<b>0</b>	<b>0</b>	<b>0</b>	<b>0</b>	<b>3</b>	<b>1.0</b>

**2020-21 GAME BY GAME**

Opponent	Date	GS	Min	TOTAL			3-PTS			FT			REBOUNDS				PF	FO	A	TO	Blk	Stl	Pts	Avg
				FG	FGA	Pct	3FG	FGA	Pct	FT	FTA	Pct	Off	Def	Tot	Avg								
McNeese State	11/25/20	4	1	1	1.000	1	1	1.000	0	0	.000	0	0	0	0.0	0	0	0	0	0	0	3	3.0	
Nevada	11/26/20	DNP																						
North Dakota State	11/28/20	2	0	0	.000	0	0	.000	0	0	.000	1	0	1	0.5	0	0	0	0	0	0	0	1.5	
South Dakota	12/1/20	DNP																						
Georgia Tech	12/9/20	DNP																						
at No. 8 Creighton	12/11/20	2	0	0	.000	0	0	.000	0	0	.000	0	0	0	0.3	0	0	0	0	0	0	0	1.0	
Doane	12/17/20	DNP																						
No. 9 Wisconsin	12/22/20	DNP																						
No. 19 Michigan	12/25/20	DNP																						
at No. 25 Ohio State	12/30/20	DNP																						
No. 17 Michigan State	1/2/21	DNP																						
Indiana	1/10/21	DNP																						
<b>Totals</b>		0	8	1	1	1.000	1	1	1.000	0	0	.000	1	0	1	0.3	0	0	0	0	0	0	3	1.0

**NOTING PIATKOWSKI**

- Made his debut and hit a 3-pointer in four minutes against McNeese State
- Played the final 1:43 at Creighton, but had no stats
- Walk-on who redshirted during the 2019-20 season
- Played at Elkhorn South, averaging 18.6 points and 3.3 rebounds per game as a senior, highlighted by a 36-point performance against Lincoln High, to earn honorable-mention all-state honors from the Omaha World-Herald
- Was AAU teammates with fellow Huskers Akol Arop and Bret Porter
- His father (Eric) played at Nebraska from 1991-94 and spent 14 years in the NBA
- The elder Piatkowski ranks second in school history with 1,934 points and was a two-time All-Big Eight pick and 1994 Big Eight Tournament MVP

**MISC. STATS**

Category	2020-21	Career
Double-Figure Scoring	0	0
Double-Figure Rebounding	0	0
Double-Figure Assists	0	0
Double-Doubles	0	0
Led NU in Scoring	0	0
Led NU in Rebounding	0	0
Led NU in Assists	0	0
20+ Point Games	0	0
30+ Point Games	0	0

**TOP PERFORMANCES OF 2020-21**

Category	No.	Opponent (Date)
Points	3	McNeese State (11/25)
Rebounds	1	North Dakota State (11/28)
Assists	NA	



#24 YVAN OUEDRAOGO | 6-9 | 245 | So. | F | Bordeaux, France

## CAREER STATS

Year	GP	GS	Total		Total									Rebounds				PF	FO	Ast	TO	Blk	Stl	Pts	Avg
			Min	Avg	FG	FGA	Pct	3FG	3FGA	Pct	FT	FTA	Pct	Off	Def	Tot	Avg								
2019-20	32	30	682	21.3	70	168	.417	0	0	.000	41	86	.477	90	113	203	6.3	52	0	15	48	9	13	181	5.7
2020-21	11	4	223	20.3	20	44	.455	0	0	.000	16	32	.500	30	31	61	5.5	22	0	6	7	9	5	56	5.1
<b>TOTAL</b>	<b>43</b>	<b>34</b>	<b>905</b>	<b>21.0</b>	<b>90</b>	<b>212</b>	<b>.425</b>	<b>0</b>	<b>0</b>	<b>.000</b>	<b>57</b>	<b>118</b>	<b>.483</b>	<b>120</b>	<b>144</b>	<b>264</b>	<b>6.1</b>	<b>74</b>	<b>0</b>	<b>21</b>	<b>55</b>	<b>18</b>	<b>18</b>	<b>237</b>	<b>5.5</b>

## 2020-21 GAME BY GAME

Opponent	Date	GS	Min	TOTAL			3-PTS			FT			REBOUNDS				PF	FO	A	TO	Blk	Stl	Pts	Avg
				FG	FGA	Pct	3FG	FGA	Pct	FT	FTA	Pct	Off	Def	Tot	Avg								
McNeese State	11/25/20	23	3	12	.250	0	0	.000	3	5	.600	3	4	7	7.0	2	0	0	1	0	2	9	9.0	
Nevada	11/26/20	15	0	1	.000	0	0	.000	2	3	.667	3	0	3	5.0	4	0	1	1	0	1	2	5.5	
North Dakota State	11/28/20	19	2	5	.400	0	0	.000	0	2	.000	5	2	7	5.7	1	0	0	0	1	0	4	5.0	
South Dakota	12/1/20	18	1	1	1.000	0	0	.000	0	0	.000	1	4	5	5.5	2	0	0	0	2	0	2	4.3	
Georgia Tech	12/9/20	12	0	1	.000	0	0	.000	0	0	.000	1	0	1	4.6	0	0	0	0	0	0	0	3.4	
at No. 8 Creighton	12/11/20	18	1	3	.333	0	0	.000	2	3	.667	2	2	4	4.5	3	0	2	1	2	0	4	3.5	
Doane	12/17/20	18	3	5	.600	0	0	.000	7	10	.700	4	9	13	5.7	3	0	1	1	0	0	13	4.9	
at No. 9 Wisconsin	12/22/20	* 24	3	4	.750	0	0	.000	0	0	.000	2	4	6	5.8	2	0	1	0	2	1	6	5.0	
No. 19 Michigan	12/25/20	* 30	3	4	.750	0	0	.000	0	3	.000	3	3	6	5.8	4	0	1	0	1	0	6	5.1	
at No. 25 Ohio State	12/30/20	* 21	1	3	.333	0	0	.000	2	4	.500	3	2	5	5.7	1	0	0	1	1	0	4	5.0	
No. 17 Michigan State	1/2/21	* 26	3	5	.600	0	0	.000	0	2	.000	3	1	4	5.5	0	0	0	2	0	1	6	5.1	
Indiana	1/10/21	DNP																						
Totals		4	223	20	44	.455	0	0	.000	16	32	.500	30	31	61	5.5	22	0	6	7	9	5	56	5.1

## NOTING OUEDRAOGO

- Spent most of the summer in France during the pandemic and worked on his body, losing nearly 20 pounds and working on his explosiveness
- Tallied six points and four boards in 26 minutes vs. No. 17 Michigan State
- Held to four points and five boards in 21 minutes at No. 25 Ohio State
- Had six points and six boards in 29 minutes against No. 19 Michigan
- Made his first start of the season at No. 9 Wisconsin, finishing with six points, six boards and two blocked shots
- Scored a career-high 13 points and added 13 boards in 18 minutes of work against Doane for his first double-double of the season
- Had two points, five boards and two blocked shots in 18 minutes against South Dakota, posting a team-best +15 plus/minus ratio
- Grabbed seven boards in 18 minutes against North Dakota State
- Totaled nine points and seven boards in 24 minutes off the bench against McNeese State
- Started 30 games as a 17-year-old, averaging 5.7 points and a team-high 6.3 rebounds per game in 2019-20, ranking third among Big Ten freshmen in rebounding
- Set school freshman marks for season rebounds (203) and double-doubles (three)
- Established a school freshman single-game record with 19 rebounds against Northwestern on March 1, 2020, breaking the previous mark of 17 set two other times
- Made significant strides, averaging 6.8 points and 7.6 rebounds per game over the Huskers' final nine games, including two of his three double-doubles
- Spent the summer of 2019 playing for the French U-18 National Team, helping France to a 6-1 record and fifth-place finish at the European Championships
- Attended the National Institute of Sport, Expertise and Performance (INSEP), a program which produced Clint Capela, Boris Diaw and Tony Parker, among others
- Represented France in the 2018 FIBA U-16 European Championships, when he averaged 12.7 points and 9.7 rebounds per game to earn team MVP honors

## MISC. STATS

Category	2020-21	Career
Double-Figure Scoring	1	7
Double-Figure Rebounding	1	7
Double-Figure Assists	0	0
Double-Doubles	1	4
Led NU in Scoring	0	0
Led NU in Rebounding	3	15
Led NU in Assists	0	0
20+ Point Games	0	0
30+ Point Games	0	0

## TOP PERFORMANCES OF 2020-21

Category	No.	Opponent (Date)
Points	13	Doane (12/17)
	9	McNeese State (11/25)
Rebounds	13	Doane (12/17)
	7	McNeese State (11/25)
	7	North Dakota State (11/28)
Blocks	2	South Dakota (12/1)
	2	at Creighton (12/11)
	2	at Wisconsin (12/22)



**#34 THORIR THORBJARNARSON** | 6-6 | 202 | Sr. | G | Reykjavik, Iceland

**CAREER STATS**

Year	GP	GS	Total		Total									Rebounds				PF	FO	Ast	TO	Blk	Stl	Pts	Avg
			Min	Avg	FG	FGA	Pct	3FG	3FGA	Pct	FT	FTA	Pct	Off	Def	Tot	Avg								
2017-18	9	0	19	2.1	3	7	.429	2	5	.400	0	0	.000	1	3	4	0.4	4	0	3	1	0	1	8	0.9
2018-19	25	7	307	12.3	19	56	.339	4	23	.174	8	12	.667	10	43	53	2.1	25	0	29	13	5	14	50	2.0
2019-20	32	24	935	29.2	100	221	.452	48	129	.372	32	41	.780	18	134	152	4.8	66	1	42	47	4	36	280	8.8
2020-21	12	7	280	23.3	14	49	.286	6	29	.207	4	6	.667	7	33	40	3.3	22	0	16	12	0	10	38	3.2
<b>TOTAL</b>	<b>78</b>	<b>38</b>	<b>1541</b>	<b>19.8</b>	<b>136</b>	<b>333</b>	<b>.408</b>	<b>60</b>	<b>186</b>	<b>.323</b>	<b>44</b>	<b>59</b>	<b>.746</b>	<b>36</b>	<b>213</b>	<b>249</b>	<b>3.2</b>	<b>117</b>	<b>1</b>	<b>90</b>	<b>73</b>	<b>9</b>	<b>61</b>	<b>376</b>	<b>4.8</b>

**2020-21 GAME BY GAME**

Opponent	Date	GS	Min	TOTAL			3-PTS			REBOUNDS			PF	FO	A	TO	Blk	Stl	Pts	Avg					
				FG	FGA	Pct	3FG	FGA	Pct	Off	Def	Tot									Avg				
McNeese State	11/25/20	*	26	3	9	.333	2	5	.400	0	0	.000	1	1	2	2.0	0	0	1	1	0	1	8	8.0	
Nevada	11/26/20	*	28	0	4	.000	0	4	.000	0	0	.000	0	4	4	3.0	3	0	2	0	0	1	0	4.0	
North Dakota State	11/28/20	*	29	1	5	.200	1	4	.250	0	0	.000	0	3	3	3.0	3	0	1	0	0	3	3	3.7	
South Dakota	12/1/20	*	22	0	2	.000	0	1	.000	0	0	.000	1	2	3	3.0	1	0	0	2	0	1	0	2.8	
Georgia Tech	12/9/20	*	34	1	4	.250	0	1	.000	0	0	.000	4	3	7	3.8	1	0	5	1	0	1	2	2.6	
at No. 8 Creighton	12/11/20	*	32	3	5	.600	2	3	.667	0	0	.000	0	6	6	4.2	1	0	3	4	0	0	8	3.5	
Doane	12/17/20	*	16	3	7	.429	0	3	.000	2	2	1.000	0	2	2	3.9	0	0	0	0	0	0	8	4.1	
at No. 9 Wisconsin	12/22/20		25	1	6	.167	1	5	.200	1	2	.500	0	2	2	3.6	3	0	2	2	0	1	4	4.1	
No. 19 Michigan	12/25/20		18	0	0	.000	0	0	.000	0	0	.000	1	1	2	3.4	3	0	0	0	0	0	0	3.7	
at No. 25 Ohio State	12/30/20		24	1	3	.333	0	2	.000	0	0	.000	0	5	5	3.6	4	0	0	2	0	2	2	3.5	
No. 17 Michigan State	1/2/21		23	1	4	.250	0	1	.000	1	2	.500	0	2	2	3.5	3	0	2	0	0	0	3	3.5	
Indiana	1/10/21		11	0	0	.000	0	0	.000	0	0	.000	0	2	2	3.3	0	0	0	0	0	0	0	3.2	
Totals			7	280	14	49	.286	6	29	.207	4	6	.667	7	33	40	3.3	22	0	16	12	0	10	38	3.2

**NOTING THORBJARNARSON**

- Returning starter who can fill a variety of roles and doesn't need to score to make a positive impact on games
- Grabbed a pair of rebounds in 11 minutes off the bench against Indiana
- Had three points, two boards and a pair of assists in 23 minutes vs. No. 17 Michigan State
- Totaled two points, five boards and a pair of steals at No. 25 Ohio State
- Came off the bench against Wisconsin, finishing with four points, two boards and two assists in 25 minutes
- Finished with eight points and two boards in 16 minutes against Doane
- Matched season high with eight points on 3-of-5 shooting, along with six boards and three assists at No. 8 Creighton
- Set season highs in both rebounds (seven) and assists (five) in 34 minutes against Georgia Tech
- Had three assists and a steal in 22 minutes against South Dakota
- Had three points, three steals and three rebounds in 28 minutes against Nevada
- Had eight points, including a pair of 3-pointers, against McNeese State while helping hold Dru Kuxhausen, who ranked among national 3-point leaders in 2019-20 to just 11 points on 4-of-11 shooting
  - Played in all 32 games, including 24 starts, in 2019-20 and averaged 8.8 points, 4.8 rebounds, 1.3 assists and 1.1 steals per game, finishing 10th in the Big Ten in steals and 14th in 3-point percentage (.372)
  - Reached double figures 13 times, including a trio of 17-point efforts (at Indiana, vs. Iowa, at Rutgers)
  - Started all 20 Big Ten games, averaging 10.6 ppg, while ranking second on the team in rebounding (5.5 rpg) and third in assists (1.7 apg)
- Played for the Iceland National Team during the Games of the Small States of Europe in the summer of 2019, averaging 10 points per game
  - Was in the rotation during the second half of the 2018-19 season, playing in 25 contests, including seven starts
  - Nebraska's first scholarship player from Iceland and one of the few players from the nation on Division I teams
  - Played for KR Reykjavik in the Icelandic League for three years (2015-17), helping the team to three straight titles and a pair of Icelandic Cups in 2016 and 2017

**MISC. STATS**

Category	2020-21	Career
Double-Figure Scoring	0	13
Double-Figure Rebounding	0	1
Double-Figure Assists	0	0
Double-Doubles	0	0
Led NU in Scoring	0	2
Led NU in Rebounding	0	8
Led NU in Assists	1	4
20+ Point Games	0	0
30+ Point Games	0	0

**TOP PERFORMANCES OF 2020-21**

Category	No.	Opponent (Date)
Points	8	McNeese State (11/25)
	8	at Creighton (12/11)
	8	Doane (12/17)
Rebounds	7	Georgia Tech (12/9)
	6	at Creighton (12/11)
	5	at Ohio State (12/30)
Assists	5	Georgia Tech (12/9)
	3	at Creighton (12/11)
	2	Nevada (11/26)
	2	at Wisconsin (12/22)



#35 EDUARDO ANDRE | 6-10 | 228 | Fr. | F | London, England

## CAREER STATS

Year	GP	GS	Min	Avg	Total					Rebounds															
					FG	FGA	Pct	3FG	3FGA	Pct	FT	FTA	Pct	Off	Def	Tot	Avg	PF	FO	Ast	TO	Blk	Stl	Pts	Avg
2020-21	6	0	30	5.0	6	7	.857	0	0	.000	3	5	.600	2	6	8	1.3	7	0	1	3	2	0	15	2.5
<b>TOTAL</b>	<b>6</b>	<b>0</b>	<b>30</b>	<b>5.0</b>	<b>6</b>	<b>7</b>	<b>.857</b>	<b>0</b>	<b>0</b>	<b>.000</b>	<b>3</b>	<b>5</b>	<b>.600</b>	<b>2</b>	<b>6</b>	<b>8</b>	<b>1.3</b>	<b>7</b>	<b>0</b>	<b>1</b>	<b>3</b>	<b>2</b>	<b>0</b>	<b>15</b>	<b>2.5</b>

## 2020-21 GAME BY GAME

Opponent	Date	GS	Min	TOTAL			3-PTS			FT			REBOUNDS				PF	FO	A	TO	Blk	Stl	Pts	Avg	
				FG	FGA	Pct	3FG	FGA	Pct	FT	FTA	Pct	Off	Def	Tot	Avg									
McNeese State	11/25/20	DNP																							
Nevada	11/26/20	DNP																							
North Dakota State	11/28/20	DNP																							
South Dakota	12/1/20	DNP																							
Georgia Tech	12/9/20	DNP																							
at No. 8 Creighton	12/11/20	DNP																							
Doane	12/17/20		14	4	4	1.000	0	0	.000	1	2	.500	1	3	4	4.0	3	0	1	0	2	0	9	9.0	
at No. 9 Wisconsin	12/22/20		1	1	1	1.000	0	0	.000	0	0	.000	0	0	0	2.0	0	0	0	0	0	0	2	5.5	
No. 19 Michigan	12/25/20		4	0	1	.000	0	0	.000	1	2	.500	0	1	1	1.7	0	0	0	1	0	0	1	4.0	
at No. 25 Ohio State	12/30/20		7	1	1	1.000	0	0	.000	1	1	1.000	1	1	2	1.8	4	0	0	1	0	0	3	3.8	
No. 17 Michigan State	1/2/21		2	0	0	.000	0	0	.000	0	0	.000	0	1	1	1.6	0	0	0	1	0	0	0	3.0	
Indiana	1/10/21		2	0	0	.000	0	0	.000	0	0	.000	0	0	0	1.3	0	0	0	0	0	0	0	2.5	
<b>Totals</b>			0	30	6	7	.857	0	0	.000	3	5	.600	2	6	8	1.3	7	0	1	3	2	0	15	2.5

## NOTING ANDRE

- Freshman who provides size and shot-blocking ability for the Husker frontcourt, as he possesses a 7-foot-4 wingspan and has added 10 pounds since getting on campus in June
- Saw limited time against No. 17 Michigan State and against Indiana
- Finished with three points in seven minutes off the bench against Ohio State
- Had one point and a rebound in five minutes against No. 19 Michigan
- Played the final minute at No. 9 Wisconsin, making his only attempt against the Badgers
- Made his debut against Doane, finishing with nine points on 4-of-4 shooting, four rebounds and two blocked shots
- Missed Nebraska's first six games
- Three-star recruit who averaged 10.3 points, 9.8 rebounds and 3.9 blocked shots per game at AZ Compass Prep as a high school senior in 2019-20
- Moved to America prior to his sophomore season and spent two years at Woodrow Wilson High School in Dallas, averaging 12.3 points, 11.5 rebounds and 4.3 blocks per game and was named district defensive player of the year
- Was a late bloomer to the sport, as he did not start playing basketball competitively until he was 14 years old and grew up playing soccer
- Chose NU over offers from Illinois, Maryland and Texas A&M among others

## MISC. STATS

Category	2020-21	Career
Double-Figure Scoring	0	0
Double-Figure Rebounding	0	0
Double-Figure Assists	0	0
Double-Doubles	0	0
Led NU in Scoring	0	0
Led NU in Rebounding	0	0
Led NU in Assists	0	0
20+ Point Games	0	0
30+ Point Games	0	0

## TOP PERFORMANCES OF 2020-21

Category	No.	Opponent (Date)
Points	9	Doane (12/17)
	3	at Ohio State (12/30)
	2	at Wisconsin (12/22)
Rebounds	4	Doane (12/17)
	2	at Ohio State (12/30)
Assists	1	Doane (12/17)
Blocks	2	Doane (12/17)



**#44 BRET PORTER** | 6-5 | 228 | R-Fr. | F | Omaha, Neb.

**CAREER STATS**

Year	GP	GS	Min	Avg	Total									Rebounds				PF	FO	Ast	TO	Blk	Stl	Pts	Avg			
					FG	FGA	Pct	3FG	3FGA	Pct	FT	FTA	Pct	Off	Def	Tot	Avg											
2020-21	3	0	7	2.3	0	0	.000	0	0	.000	0	0	.000	0	0	.000	0	1	1	0.3	1	0	0	1	1	0	0	0.0
<b>TOTAL</b>	<b>3</b>	<b>0</b>	<b>7</b>	<b>2.3</b>	<b>0</b>	<b>0</b>	<b>.000</b>	<b>0</b>	<b>0</b>	<b>.000</b>	<b>0</b>	<b>0</b>	<b>.000</b>	<b>0</b>	<b>0</b>	<b>.000</b>	<b>0</b>	<b>1</b>	<b>1</b>	<b>0.3</b>	<b>1</b>	<b>0</b>	<b>0</b>	<b>1</b>	<b>1</b>	<b>0</b>	<b>0</b>	<b>0.0</b>

**2020-21 GAME BY GAME**

Opponent	Date	GS	Min	TOTAL			3-PTS			FT			REBOUNDS				PF	FO	A	TO	Blk	Stl	Pts	Avg
				FG	FGA	Pct	3FG	3FGA	Pct	FT	FTA	Pct	Off	Def	Tot	Avg								
McNeese State	11/25/20	3	0	0	0	.000	0	0	.000	0	0	.000	0	1	1	1.0	1	0	0	0	0	0	0	0.0
Nevada	11/26/20	DNP																						
North Dakota State	11/28/20	2	0	0	.000	0	0	.000	0	0	.000	0	0	0	0.5	0	0	0	0	1	0	0	0.0	
South Dakota	12/1/20	DNP																						
Georgia Tech	12/9/20	DNP																						
at No. 8 Creighton	12/11/20	2	0	0	.000	0	0	.000	0	0	.000	0	0	0	0.3	0	0	0	1	0	0	0	0.0	
Doane	12/17/20	DNP																						
No. 9 Wisconsin	12/22/20	DNP																						
No. 19 Michigan	12/25/20	DNP																						
at No. 25 Ohio State	12/30/20	DNP																						
No. 17 Michigan State	1/2/21	DNP																						
Indiana	1/10/21	DNP																						
<b>Totals</b>		<b>0</b>	<b>7</b>	<b>0</b>	<b>0</b>	<b>.000</b>	<b>0</b>	<b>0</b>	<b>.000</b>	<b>0</b>	<b>0</b>	<b>.000</b>	<b>0</b>	<b>1</b>	<b>1</b>	<b>0.3</b>	<b>1</b>	<b>0</b>	<b>0</b>	<b>1</b>	<b>1</b>	<b>0</b>	<b>0</b>	<b>0.0</b>

**NOTING PORTER**

- Walk-on who redshirted during the 2019-20 season
- Made his collegiate debut with three minutes against McNeese State
- Blocked a shot in 1:37 of playing time in the win against North Dakota State
- Played the final 1:43 of the loss at No. 8 Creighton
- Returned from a torn ACL in June of 2018 to play as a senior, averaging 6.2 points and 4.4 rebounds as Millard North High School reached the district final in 2019
- Enjoyed a strong junior season, averaging 13.5 points and 7.5 rebounds per game for the Mustangs
- Was AAU teammates with fellow Huskers Akol Arop and Jace Piatkowski
- Is a fourth-generation athlete at Nebraska, as his father (Budge, 1975) grandfather (Mort, 1943, 1946-47) and great grandfather (Grove, 1913-15) all played football for the Cornhuskers

**MISC. STATS**

Category	2020-21	Career
Double-Figure Scoring	0	0
Double-Figure Rebounding	0	0
Double-Figure Assists	0	0
Double-Doubles	0	0
Led NU in Scoring	0	0
Led NU in Rebounding	0	0
Led NU in Assists	0	0
20+ Point Games	0	0
30+ Point Games	0	0

**TOP PERFORMANCES OF 2020-21**

Category	No.	Opponent (Date)
Points	NA	
Rebounds	1	McNeese State (11/25)
Assists	NA	



#45 DALANO BANTON | 6-9 | 204 | So. | G | Toronto, Ontario, Canada

## CAREER STATS

Year	GP	GS	Min	Avg	Total					Rebounds					PF	FO	Ast	TO	Blk	Stl	Pts	Avg.			
					FG	FGA	Pct	3FG	3FGA	Pct	FT	FTA	Pct	Off									Def	Tot	Avg
2018-19*	31	12	469	15.1	39	97	.402	8	37	.216	19	34	.559	16	76	92	3.0	27	0	65	52	16	14	105	3.4
2020-21	12	12	361	30.1	51	116	.440	11	39	.282	38	55	.691	16	66	82	6.8	20	0	61	26	11	15	151	12.6
<b>TOTAL</b>	<b>12</b>	<b>12</b>	<b>361</b>	<b>30.1</b>	<b>51</b>	<b>116</b>	<b>.440</b>	<b>11</b>	<b>39</b>	<b>.282</b>	<b>38</b>	<b>55</b>	<b>.691</b>	<b>16</b>	<b>66</b>	<b>82</b>	<b>6.8</b>	<b>20</b>	<b>0</b>	<b>61</b>	<b>26</b>	<b>11</b>	<b>15</b>	<b>151</b>	<b>12.6</b>
<b>All*</b>	<b>43</b>	<b>24</b>	<b>830</b>	<b>19.3</b>	<b>90</b>	<b>213</b>	<b>.423</b>	<b>19</b>	<b>76</b>	<b>.250</b>	<b>57</b>	<b>89</b>	<b>.640</b>	<b>32</b>	<b>142</b>	<b>174</b>	<b>4.0</b>	<b>47</b>	<b>0</b>	<b>126</b>	<b>78</b>	<b>27</b>	<b>29</b>	<b>256</b>	<b>6.0</b>

\* Statistics from Western Kentucky

## 2020-21 GAME BY GAME

Opponent	Date	GS	Min	TOTAL			3-PTS			FT	FTA	Pct	REBOUNDS				PF	FO	A	TO	Blk	Stl	Pts	Avg	
				FG	FGA	Pct	3FG	FGA	Pct				Off	Def	Tot	Avg									
McNeese State	11/25/20	*	22	4	7	.571	0	2	.000	6	8	.750	2	4	6	6.0	2	0	6	2	4	3	14	14.0	
Nevada	11/26/20	*	38	6	17	.353	3	11	.273	3	4	.750	2	5	7	6.5	1	0	5	1	1	1	18	16.0	
North Dakota State	11/28/20	*	30	4	7	.571	0	1	.000	4	5	.800	2	7	9	7.3	0	0	8	2	1	1	12	14.7	
South Dakota	12/1/20	*	27	3	7	.429	0	1	.000	4	5	.800	0	5	5	6.8	3	0	4	1	0	3	10	13.5	
Georgia Tech	12/9/20	*	36	6	15	.400	1	4	.250	4	5	.800	2	7	9	7.2	3	0	6	5	0	1	17	14.2	
at No. 8 Creighton	12/11/20	*	27	3	6	.500	2	4	.500	4	6	.667	1	6	7	7.2	1	0	1	3	0	2	12	13.8	
Doane	12/17/20	*	21	5	7	.714	1	2	.500	2	4	.500	2	9	11	7.7	1	0	10	2	3	1	13	13.7	
at No. 9 Wisconsin	12/22/20	*	35	5	12	.417	3	5	.600	2	2	1.000	0	8	8	7.8	1	0	4	2	0	0	15	13.9	
No. 19 Michigan	12/25/20	*	35	7	16	.438	1	2	.500	2	4	.500	1	4	5	7.4	1	0	3	2	0	2	17	14.2	
at No. 25 Ohio State	12/30/20	*	26	3	11	.273	0	4	.000	0	0	.000	1	7	8	7.5	1	0	0	2	1	1	6	13.4	
No. 17 Michigan State	1/2/21	*	33	1	3	.333	0	1	.000	5	6	.833	1	0	1	6.9	3	0	7	4	0	0	7	12.8	
Indiana	1/10/21	*	31	4	8	.500	0	2	.000	2	6	.333	2	4	6	6.8	3	0	7	0	1	0	10	12.6	
<b>Totals</b>			12	361	51	116	.440	11	39	.282	38	55	.691	16	66	82	6.8	20	0	61	26	11	15	151	12.6

## NOTING BANTON

- Talented guard who uses his combination of size, length and athleticism to create matchup problems for opponents, as he has a 6-11 wingspan
- Totaled 10 points, seven assists and six rebounds in the loss to Indiana
- Dished out seven assists and had seven points in 33 minutes against No. 17 Michigan State
- Reached double figures with 17 points, five rebounds and three assists vs. No. 19 Michigan
- Led Nebraska with 15 points, eight rebounds and four assists at No. 9 Wisconsin
- Posted his first career triple-double with 13 points, 11 rebounds and 10 assists in 21 minutes against Doane
- Totaled 12 points - all in the first half - and seven rebounds and a pair of steals against Creighton
- Tallied 17 points, nine boards and six assists in the loss to Georgia Tech
- Finished with 10 points, five rebounds, four assists and three steals vs. South Dakota
- Nearly posted a triple double against North Dakota State with 12 points, nine rebounds and eight assists
- Led NU with 18 points, five assists and seven boards in the loss to Nevada
- Filled the stat sheet in NU's win over McNeese State, totaling 14 points, six assists, six rebounds, four blocked shots and three steals in just 22 minutes of work
- Transfer from Western Kentucky who sat out the 2019-20 season and has three years of eligibility remaining
- Reclassified to the class of 2018 to play at Western Kentucky, where he averaged 3.4 points, 3.0 rebounds and 2.1 assists per game, posting a trio of double-figure performances
- Made 12 starts and his best performance was a 13-rebound, 10-assist, eight-point effort in a win over No. 15 Wisconsin
- Top 100 recruit (Rivals and 247Sports) who played at Redemption (N.Y.) Christian Academy and was named conference MVP in his final year at the school
- Played in the BioSteel All-Canadian Game, finishing with 19 points on 9-of-16 shooting, eight rebounds and three steals
- Wears #45 as a tribute to his Mount Olive neighborhood in Toronto, as the 45 Kipling bus was his transportation to school as a child

## MISC. STATS

Category	2020-21	Career
Double-Figure Scoring	10	13
Double-Figure Rebounding	1	2
Double-Figure Assists	1	2
Double-Doubles	1	2
Triple-Doubles	1	1
Led NU in Scoring	2	2
Led NU in Rebounding	6	6
Led NU in Assists	10	10
20+ Point Games	0	0
30+ Point Games	0	0

## TOP PERFORMANCES OF 2020-21

Category	No.	Opponent (Date)
Points	18	Nevada (11/26)
	17	Georgia Tech (12/9)
	17	Michigan (12/25)
Rebounds	11	Doane (12/17)
	9	North Dakota State (11/28)
	9	Georgia Tech (12/9)
Assists	10	Doane (12/17)
	8	North Dakota State (11/28)
	7	Michigan State (1/2)
	7	Indiana (1/10)
Steals	3	McNeese State (11/25)
	3	South Dakota (12/1)
Blocks	4	McNeese State (11/25)
	3	Doane (12/17)





**#33 AKOL AROP** | 6-5 | 203 | So. | F | Omaha, Neb.

**CAREER STATS**

Year	GP	GS	Min	Avg	Total									Rebounds				PF	FO	Ast	TO	Blk	Stl	Pts	Avg
					FG	FGA	Pct	3FG	3FGA	Pct	FT	FTA	Pct	Off	Def	Tot	Avg								
2019-20	21	0	114	5.4	9	16	.563	1	2	.500	3	7	.429	9	19	28	1.3	18	0	1	4	6	6	22	1.0
<b>TOTAL</b>	<b>21</b>	<b>0</b>	<b>114</b>	<b>5.4</b>	<b>9</b>	<b>16</b>	<b>.563</b>	<b>1</b>	<b>2</b>	<b>.500</b>	<b>3</b>	<b>7</b>	<b>.429</b>	<b>9</b>	<b>19</b>	<b>28</b>	<b>1.3</b>	<b>18</b>	<b>0</b>	<b>1</b>	<b>4</b>	<b>6</b>	<b>6</b>	<b>22</b>	<b>1.0</b>

**NOTING AROP**

- Will miss the entire 2020-21 season following knee surgery in early November.
- Played in 21 games as a true freshman, averaging 1.0 points and 1.3 rebounds per game.
- Came off the bench to grab four rebounds and block a pair of shots in a season-high 23 minutes vs. Indiana in the Big Ten Tournament
- Tied his season high with five points on 2-of-2 shooting, including his first career 3-pointer, at Minnesota
- Established season highs in points (five), rebounds (six) and minutes (20) at No. 25 Michigan
- 2019 Gatorade Player of the Year in Nebraska who averaged 19.4 points, 10.9 rebounds and 2.6 blocks per game as a senior at Omaha Creighton Prep High School
- First-team all-state selection by the Omaha World-Herald and Lincoln Journal Star after recording 19 double-doubles as a senior
- One of nine kids in the family, including older brother, Aguek, who plays basketball at San Diego State



**#30 CHRIS MCGRAW** | 6-0 | 170 | So. | G | Columbus, Ohio

**CAREER STATS**

Year	GP	GS	Min	Avg	Total									Rebounds				PF	FO	Ast	TO	Blk	Stl	Pts	Avg
					FG	FGA	Pct	3FG	3FGA	Pct	FT	FTA	Pct	Off	Def	Tot	Avg								
2018-19*	4	0	6	1.5	0	1	.000	0	0	.000	0	0	.000	0	0	0	0.0	0	0	2	0	0	0	0	0.0
All	4	0	6	1.5	0	1	.000	0	0	.000	0	0	.000	0	0	0	0.0	0	0	2	0	0	0	0	0.0

\* Statistics from Ohio University

**NOTING MCGRAW**

- Walk-on who is sitting out this season after transferring from Division III Otterbein University, where he did not play last season because of injury
- Began his collegiate career at Ohio University in 2018-19, playing in four games and recording two assists in six minutes of action
- Was a teammate of Husker junior guard Trey McGowens at Hargrave Military in 2017-18, as the team went 33-4 and was ranked fourth nationally
- Played his high school basketball at Bishop Watterson High School for Coach Vince Lombardo, averaging 7.8 ppg as a senior and played all four years at the school

# GAME 1: NEBRASKA 102, MCNEESE STATE 55

# GAME 2: NEVADA 69, NEBRASKA 66



Official Basketball Box Score - Final  
**McNeese at Nebraska**  
 11/25/20 Pinnacle Bank Arena, Lincoln  
 Nebraska vs. McNeese State

Game Time: 11:03 AM  
 Game Duration: 1:57

Officials: John Higgins, Louis Garrison, Alfred Smith

McNeese - 55

Record: 0-1

NO. Name	Min	FG		3P		FT		Rebounds		Fouls		TP	AS	TO	ST	Blocks		+/-
		M-A	A-M	M-A	A-M	OR	DR	PF	FD	BS	BA							
2 KeyShawn Feazell	F 24:03	1-6	0-1	4-6	2	9	11	4	3	6	3	5	0	2	0	2	0	-29
23 Carlos Rosario	F 22:34	5-7	0-0	0-2	2	0	2	1	1	10	0	3	0	1	0	0	0	-27
0 Dru Kuzhausen	G 33:27	4-11	3-8	0-1	0	1	1	5	4	11	0	1	0	0	0	0	0	-40
3 Collin Warren	G 20:46	1-5	1-2	0-0	0	2	2	3	0	3	0	2	7	2	0	0	1	-26
12 A.J. Lawson	G 30:36	2-6	1-3	1-3	1	2	3	3	6	6	1	4	0	0	0	0	0	-40
45 Ra'Shawn Langston	29:53	4-9	2-5	0-0	1	1	2	3	0	10	3	1	1	0	1	0	1	-23
24 Chris Orlina	10:31	1-3	0-0	0-0	0	1	1	2	0	2	0	0	0	0	0	2	0	-15
15 Zach Scott	08:20	0-1	0-1	0-0	0	1	1	3	0	0	1	0	0	0	0	0	0	-8
11 Jeremy Harrell	17:26	3-7	0-2	1-2	3	4	7	1	1	7	0	2	0	2	0	0	0	-20
11 Myles Hutchinson	01:22	0-0	0-0	0-0	0	0	0	0	0	0	0	0	0	0	0	0	0	-1
5 Evan Palmquist	01:02	0-0	0-0	0-0	0	0	0	1	0	0	0	1	0	0	0	0	0	-6
<b>Totals</b>		21-55	7-22	6-14	12	23	35	26	15	55	10	27	3	5	4	4		

**Shooting By Period**

1st FG%	11-28	39.3%
3PT%	4-9	44.4%
FT%	2-4	50%
2nd FG%	10-27	37.0%
3PT%	3-13	23.1%
FT%	4-10	40%
GMFG%	21-55	38.2%
3PT%	7-22	31.8%
FT%	6-14	42.9%

Dead Ball Rebounds: 2, 0

Nebraska - 102

Record: 1-0

NO. Name	Min	FG		3P		FT		Rebounds		Fouls		TP	AS	TO	ST	Blocks		+/-
		M-A	A-M	M-A	A-M	OR	DR	PF	FD	BS	BA							
11 Lat Mayen	F 23:50	5-11	3-7	0-0	3	4	6	2	13	1	1	0	0	0	0	0	24	
0 Teddy Allen	G 23:35	6-10	1-2	1-3	1	4	5	2	3	14	2	2	3	0	0	0	30	
2 Trey McGowens	G 19:11	5-9	2-2	2-3	1	2	3	3	3	4	3	2	3	0	0	0	28	
34 Thorir Thorbjarnarson	G 25:56	3-9	2-5	0-0	1	1	2	0	1	8	1	1	1	0	0	1	12	
45 Dalano Banton	G 21:39	4-7	0-2	6-8	2	4	6	2	7	14	6	2	3	4	0	0	29	
10 Kobe Webster	23:35	5-7	1-3	2-2	0	2	2	0	3	13	2	0	2	0	0	0	31	
24 Yvan Ouedraogo	23:57	3-12	0-0	3-5	3	4	7	3	9	0	1	2	0	0	0	0	33	
4 Shamiel Stevenson	22:06	4-4	0-0	6-8	3	3	6	3	4	14	2	0	2	0	0	0	28	
3 Elijah Wood	09:01	0-2	0-2	0-0	0	2	0	0	0	0	0	0	0	0	0	0	10	
21 Jace Piatkowski	03:58	1-1	1-1	0-0	0	0	0	0	0	3	0	0	0	0	0	0	8	
44 Bret Porter	03:12	0-0	0-0	0-0	0	1	1	0	0	0	0	0	0	0	0	0	4	
<b>Totals</b>		36-72	10-24	20-29	17	28	45	15	26	102	19	10	16	4	5	47		

**Shooting By Period**

1st FG%	19-33	57.6%
3PT%	7-13	53.8%
FT%	5-10	50%
2nd FG%	17-39	43.6%
3PT%	3-11	27.3%
FT%	15-19	78.9%
GMFG%	36-72	50.0%
3PT%	10-24	41.7%
FT%	20-29	69.0%

Dead Ball Rebounds: 5, 0

	MSC	NEB
Biggest lead	0 (1st 20:00)	50 (2nd 0:02)
Best Scoring Run	4 (2nd 4:42)	17 (2nd 9:01)
Lead Changes	0	
Times Tied	1	
Time with Lead	00:00	38:25

Points from Turnovers	MSC		NEB	
	1st	2nd	TOT	TOT
Points	26	50	50	102
Second Chance	6	12	28	55
Fast Breaks	2	29	52	102
Bench	19	39	58	102

Technical Fouls: NONE



Official Basketball Box Score - Final  
**Nevada at Nebraska**  
 11/25/20 Pinnacle Bank Arena, Lincoln  
 Nevada vs. Nebraska

Game Time: 1:03 PM  
 Game Duration: 2:09

Officials: John Higgins, Louis Garrison, Alfred Smith

Nevada - 69

Record: 2-0

NO. Name	Min	FG		3P		FT		Rebounds		Fouls		TP	AS	TO	ST	Blocks		+/-
		M-A	A-M	M-A	A-M	OR	DR	PF	FD	BS	BA							
5 Warren Washington	F 14:17	1-1	0-0	0-2	1	3	4	3	2	2	0	2	0	2	0	0	0	-15
42 K.J. Hymes	F 17:34	2-3	0-0	0-0	4	6	8	5	3	8	1	5	0	0	0	0	0	0
4 Desmond Cambridge	G 34:51	7-17	2-11	2-2	0	5	5	4	2	18	1	3	1	0	0	0	8	
11 Kane Milling	G 15:10	2-3	0-0	0-1	0	3	3	4	0	0	0	0	0	0	0	0	-2	
25 Grant Sherfield	G 35:50	4-13	2-4	9-12	1	5	6	1	10	19	6	6	1	0	1	0	8	
1 Robby Robinson	26:07	1-2	0-0	0-0	2	7	9	2	0	2	0	2	0	0	0	0	12	
14 Tré Coleman	28:34	2-3	1-2	0-1	1	2	4	2	5	1	4	1	1	0	0	0	0	
15 Zane Meeks	15:20	4-6	0-2	0-0	1	4	5	2	1	8	1	1	0	0	0	0	-2	
3 Alem Huseinovic	08:58	1-2	1-2	0-0	1	2	1	0	3	1	0	0	0	0	0	0	-2	
23 DeAndre Henry	03:49	0-0	0-0	0-0	0	3	3	1	1	0	0	0	0	0	0	0	0	
<b>Totals</b>		24-50	6-21	15-22	10	39	49	27	24	69	12	1	3	1	1	3		

**Shooting By Period**

1st FG%	14-27	51.9%
3PT%	4-12	33.3%
FT%	3-5	60%
2nd FG%	10-23	43.5%
3PT%	2-9	22.2%
FT%	12-17	70.6%
GMFG%	24-50	48.0%
3PT%	6-21	28.6%
FT%	15-22	68.2%

Dead Ball Rebounds: 3, 0

Nebraska - 66

Record: 1-1

NO. Name	Min	FG		3P		FT		Rebounds		Fouls		TP	AS	TO	ST	Blocks		+/-
		M-A	A-M	M-A	A-M	OR	DR	PF	FD	BS	BA							
11 Lat Mayen	F 26:49	2-9	2-9	1-3	0	5	5	4	3	7	1	1	1	0	0	0	13	
0 Teddy Allen	G 28:16	3-11	2-7	9-13	4	2	6	3	7	17	1	0	5	0	1	0	-9	
2 Trey McGowens	G 23:11	0-5	0-3	0-0	1	2	4	0	2	0	0	0	0	0	0	0	9	
34 Thorir Thorbjarnarson	G 28:26	0-4	0-4	0-0	0	4	4	3	0	2	0	2	0	1	0	0	0	
45 Dalano Banton	G 37:07	6-17	3-11	3-4	2	5	7	1	5	18	5	1	1	1	0	0	-1	
4 Shamiel Stevenson	21:13	3-5	0-1	3-3	0	3	3	3	2	9	0	2	0	0	0	0	-10	
10 Kobe Webster	19:41	4-10	2-6	3-4	0	0	0	2	3	13	1	2	3	0	0	0	-2	
24 Yvan Ouedraogo	15:17	0-1	0-0	2-3	0	3	3	4	2	1	1	1	0	0	0	0	-15	
<b>Totals</b>		18-62	9-41	21-30	11	20	31	24	27	66	13	9	12	1	1	0	-3	

**Shooting By Period**

1st FG%	8-32	25.0%
3PT%	4-20	20.0%
FT%	9-14	64.3%
2nd FG%	10-30	33.3%
3PT%	5-21	23.8%
FT%	12-16	75%
GMFG%	18-62	29.0%
3PT%	9-41	22.0%
FT%	21-30	70.0%

Dead Ball Rebounds: 3, 0

Technical Fouls: NONE

Biggest lead	NWP		NEB	
	1st	2nd	TOT	TOT
Biggest lead	9 (1st 0:25)	10 (2nd 9:34)	20	18
Best Scoring Run	7 (1st 12:25)	10 (2nd 11:15)	30	18
Lead Changes	7	10	13	13
Times Tied	6	5	11	11
Time with Lead	16:40	18:29	18	24

# GAME 3: NEBRASKA 79, NORTH DAKOTA STATE 57

# GAME 4: NEBRASKA 76, SOUTH DAKOTA 69



Official Basketball Box Score - Final  
**North Dakota St. at Nebraska**  
 11/25/20 Pinnacle Bank Arena, Lincoln  
 North Dakota State vs. Nebraska

Game Time: 11:01 AM  
 Game Duration: 1:56

Officials: Brian O'Connell, Lewis Garrison, Kelly Pfeifer

North Dakota St. - 57

Record: 0-2

NO. Name	Min	FG		3P		FT		Rebounds		Fouls		TP	AS	TO	ST	Blocks		+/-
		M-A	A-M	M-A	A-M	OR	DR	PF	FD	BS	BA							
3 Rocky Kreuser	F 20:49	1-6	1-2	4-4	0	4	4	4	3	7	1	1	2	1	0	0	0	-20
3 Tyree Eady	G 28:21	3-10	1-4	0-0	4	9	13	1	2	7	1	1	5	0	0	0	0	-12

# GAME 5: GEORGIA TECH 75, NEBRASKA 64

Official Basketball Box Score - Final  
**Georgia Tech at Nebraska**  
 120920 Pinnacle Bank Arena, Lincoln  
 Nebraska vs. Georgia Tech

Game Time: 6:16 PM  
 Game Duration: 2:08

Officials: DJ Carstensen, Donnie Eppley, Lewis Garrison

Georgia Tech - 75

Record: 2-2

NO. Name	Min	FG	3P	FT	Rebounds	Fouls	TP	AS	TO	ST	Blocks	+
		M-A	M-A	M-A	OR DR TOT	PF					BS BA	
4 Jordan Usher	F 15:57	3-7	0-1	0-0	0 3 3	2 0	6	3	0	1	0	-1
5 Moses Wright	F 33:32	5-8	1-1	2-3	4 4 8	3 4	13	4	0	1	2	1 6
0 Michael Devoe	G 23:19	4-9	2-6	2-2	0 3 3	2 1	12	0	4	1	0	-2
3 Bubba Parham	G 37:43	1-9	1-8	4-5	1 3 4	4 3	7	2	0	3	0	5
10 Jose Alvarado	G 27:10	7-12	3-5	7-8	0 1 1	4 7	24	3	2	0	0	16
1 Kyle Sturdivant	29:43	1-6	0-2	0-2	0 5 5	4 2	2	1	2	0	0	16
12 Khalid Moore	32:36	5-7	1-2	0-0	3 5 8	0 1	11	0	0	2	0	15
Team					0 2 2			0	1			
<b>Totals</b>		26-58	8-25	15-20	8 26 34	19 18	75	13	9	8	2	1 11

**Shooting By Period**

1st FG% 13-32 40.6%  
 3PT% 3-14 21.4%  
 FT% 3-4 75%

2nd FG% 13-26 50.0%  
 3PT% 5-11 45.5%  
 FT% 12-16 75%

GM FG% 26-58 44.8%  
 3PT% 8-25 32.0%  
 FT% 15-20 75.0%

Dead Ball Rebounds: 2 0

Technical Fouls: NONE

Nebraska - 64

Record: 3-2

NO. Name	Min	FG	3P	FT	Rebounds	Fouls	TP	AS	TO	ST	Blocks	+
		M-A	M-A	M-A	OR DR TOT	PF					BS BA	
11 Lat Mayen	F 26:15	2-5	1-3	2-2	1 3 4	4 2	7	0	2	0	1	-12
0 Teddy Allen	G 27:38	4-16	0-5	2-2	3 0 3	1 4	10	1	2	1	1 1	1
2 Trey McGowens	G 31:19	2-9	0-3	2-6	1 8 9	5 9	6	1	3	0	0	-10
34 Thorir Thorbjarnarson	G 25:39	1-4	0-1	0-0	4 3 7	1 0	2	5	1	1	0	-3
45 Dalano Banton	G 35:50	6-15	1-4	4-5	2 7 9	3 4	17	6	5	1	0	-12
10 Kobe Webster	27:22	7-9	6-7	0-0	2 2 4	0 2	0	1	2	0	0	-21
24 Yvan Ouedraogo	10:40	0-1	0-0	0-0	1 0 1	0 0	0	0	0	0	0	5
4 Shamiel Stevenson	15:17	1-2	0-0	0-0	1 2 3	1 0	2	0	1	0	0	-3
Team					2 2 4			0	0			
<b>Totals</b>		23-61	8-23	10-15	15 27 42	19 19	64	14	16	3	1	2 -11

**Shooting By Period**

1st FG% 10-29 34.5%  
 3PT% 5-14 35.7%  
 FT% 5-5 100%

2nd FG% 13-32 40.6%  
 3PT% 3-9 33.3%  
 FT% 5-10 50%

GM FG% 23-61 37.7%  
 3PT% 8-23 34.8%  
 FT% 10-15 66.7%

Dead Ball Rebounds: 2 0

Technical Fouls: Meyen 1st 14:00

	GEO	NEB
Biggest lead	13 (2nd 0:59)	6 (2nd 15:21)
Best Scoring Run	8 (2nd 3:29)	8 (2nd 19:46)
Lead Changes	3	
Times Tied	7	
Time with Lead	15:29	17:55

**Points from** GEO/NEB

Turnovers 15/6

Paint 26/28

Second Chance 12/17

Fast Breaks 7/6

Bench 13/22

**Period by Period Scoring**

	1st	2nd	TOT
GEO	32	43	75
NEB	30	34	64

# GAME 6: NO. 8 CREIGHTON 98, NEBRASKA 74

Official Basketball Box Score - Final  
**Nebraska at #8 Creighton**  
 121120 OH Health Center Omaha, Omaha, Neb.  
 2020-21 Men's Basketball

Game Time: 6:00 PM  
 Game Duration: 2:01  
 Attendance: 254

Officials: Lamar Simpson, Brian Dwyer, Keith Kirtle

Nebraska - 74

Record: 3-3

NO. Name	Min	FG	3P	FT	Rebounds	Fouls	TP	AS	TO	ST	Blocks	+
		M-A	M-A	M-A	OR DR TOT	PF					BS BA	
11 Lat Mayen	F 18:20	0-1	0-1	2-2	0 4 4	4 3	2	1	3	0	0	-4
0 Teddy Allen	G 30:31	10-20	3-6	3-4	5 4 9	2 3	26	2	4	2	0	-14
2 Trey McGowens	G 27:59	5-7	3-3	2-5	0 2 2	2 4	15	0	4	1	0	-29
34 Thorir Thorbjarnarson	G 31:37	3-5	2-3	0-0	0 6 6	1 1	8	3	4	0	0	-17
45 Dalano Banton	G 27:13	3-6	2-4	4-6	1 6 7	1 3	12	1	3	2	0	-11
24 Yvan Ouedraogo	18:50	1-3	0-0	2-3	2 2 4	2 2	4	2	1	0	0	-11
4 Shamiel Stevenson	16:37	1-6	0-3	0-0	1 2 3	2 1	2	1	2	0	0	-23
10 Kobe Webster	23:44	2-8	1-5	0-2	0 1 1	0 2	5	2	2	0	1	-8
3 Elijah Wood	01:43	0-1	0-1	0-0	0 0 0	0 0	0	0	0	0	0	-1
21 Jace Platkowski	01:43	0-0	0-0	0-0	0 0 0	0 0	0	0	0	0	0	-1
44 Bret Porter	01:43	0-0	0-0	0-0	0 0 0	0 0	0	0	0	0	0	-1
Team					2 1 3			0	0			
<b>Totals</b>		25-57	11-26	13-22	11 28 39	15 19	74	12	25	5	3	5 -24

**Shooting By Period**

1st FG% 5-13 38.5%  
 3PT% 11-17 64.7%  
 FT% 2-5 40%

2nd FG% 13-32 40.6%  
 3PT% 6-13 46.2%  
 FT% 2-5 40%

GM FG% 25-57 43.9%  
 3PT% 11-26 42.3%  
 FT% 15-22 68.2%

Dead Ball Rebounds: 4 0

Technical Fouls: NONE

#8 Creighton - 98

Record: 4-1

NO. Name	Min	FG	3P	FT	Rebounds	Fouls	TP	AS	TO	ST	Blocks	+
		M-A	M-A	M-A	OR DR TOT	PF					BS BA	
13 Christian Bishop	F 13:29	5-5	0-0	0-2	1 2 3	4 2	10	1	2	3	0	0 4
23 Damien Jefferson	F 30:00	5-9	1-4	0-1	1 3 4	2 2	11	5	3	1	1	0 26
11 Marcus Zegarowski	G 33:10	6-13	5-7	5-5	3 3 3	3 5	22	5	4	4	0	1 12
24 Mitch Ballcock	G 32:47	2-5	2-5	0-0	0 2 2	2 0	6	4	0	4	1	0 23
34 Denzel Mahoney	G 27:40	7-18	4-10	2-2	1 3 4	2 2	20	4	2	1	0	1 25
32 Ryan Kalkrener	18:32	6-9	0-0	1-3	5 3 8	2 3	13	0	1	0	3	0 6
0 Antwan Jones	18:17	3-6	1-2	0-0	0 4 4	1 0	7	2	1	1	0	0 7
4 Sheraef Mitchell	13:14	3-5	1-1	0-0	0 0 0	2 1	7	2	0	1	0	1 13
41 Jacob Epperson	03:45	0-0	0-0	0-0	0 1 1	0 0	0	0	0	0	0	0 2
10 Jett Cantfield	02:50	1-1	0-0	0-0	0 0 0	0 0	2	1	0	0	0	0 0
20 Nic Zill	02:50	0-0	0-0	0-0	0 0 0	0 0	1	0	0	0	0	0 0
14 Sami Osmani	01:43	0-0	0-0	0-0	0 0 0	0 0	0	0	0	1	0	0 1
22 Devin Davis	01:43	0-2	0-1	0-0	0 0 0	0 0	0	0	0	0	0	0 1
Team					2 5 7			0	0			
<b>Totals</b>		38-73	14-30	8-13	10 26 36	19 15	98	24	13	16	5	3 24

**Shooting By Period**

1st FG% 15-35 42.9%  
 3PT% 7-16 43.8%  
 FT% 7-11 63.6%

2nd FG% 23-38 60.5%  
 3PT% 7-14 50.0%  
 FT% 1-2 50%

GM FG% 38-73 52.1%  
 3PT% 14-30 46.7%  
 FT% 8-13 61.5%

Dead Ball Rebounds: 2 0

Technical Fouls: NONE

	NEB	CREIG
Biggest lead	3 (1st 3:41)	27 (2nd 6:42)
Best Scoring Run	7 (1st 13:14)	15 (2nd 9:23)
Lead Changes	6	
Times Tied	5	
Time with Lead	01:48	34:49

**Points from** NEB/CREIG

Turnovers 13/38

Paint 26/40

Second Chance 9/12

Fast Breaks 9/18

Bench 11/29

**Period by Period Scoring**

	1st	2nd	TOT
NEB	40	34	74
CREIG	44	54	98

# GAME 7: NEBRASKA 110, DOANE 64

Official Basketball Box Score - Final  
**Doane at Nebraska**  
 121720 Pinnacle Bank Arena, Lincoln  
 Nebraska vs. Doane

Game Time: 6:01 PM  
 Game Duration: 1:47

Officials: Rob Kuenenmen, Chad Barlow, Chris Pascal

Doane - 64

Record: 5-9

NO. Name	Min	FG	3P	FT	Rebounds	Fouls	TP	AS	TO	ST	Blocks	+
		M-A	M-A	M-A	OR DR TOT	PF					BS BA	
4 Alec Oberhauser	F 22:40	1-6	1-5	1-2	0 2 2	2 1	4	2	0	1	1	-38
20 Max Masin	F 25:50	3-8	1-5	0-0	2 9 11	3 1	7	4	2	1	1	0 -25
22 Jason Harre	F 17:08	2-8	0-2	0-0	0 1 1	1 1	4	1	2	0	0	3 -4
3 Anthony Laravie	G 21:14	3-12	2-10	0-0	2 2 2	1 0	8	1	1	0	0	-26
21 Joe Burt	G 21:08	3-11	3-8	2-2	3 2 5	0 1	11	1	0	1	0	-18
23 Nick Saiz	09:26	1-3	1-2	0-0	0 0 0	1 0	3	0	3	0	0	-21
1 Tyler Sullivan	09:16	0-0	0-0	1-2	0 1 1	1 1	3	0	0	0	0	-8
50 Matt Hagedorn	16:03	1-3	1-3	1-4	1 0 1	5 3	4	0	0	1	0	-5
24 Trey Winkler	09:34	4-6	3-4	0-0	0 0 0	0 0	11	0	0	0	0	-16
5 Zach Witters	11:07	1-4	0-1	0-0	1 0 1	2 0	2	2	1	0	0	-20
15 Skyler Kelley	09:55	1-6	1-4	1-2	0 2 2	1 1	4	0	0	0	0	-19
2 Carson Busch	06:41	0-2	0-1	0-0	1 0 1	0 0	0	0	1	0	0	-7
25 Joe Cox	09:30	0-1	0-1	1-2	0 2 2	0 1	1	1	1	0	0	-11
10 Will Gnoy	06:59	0-1	0-0	2-3	0 0 0	0 1	2	0	0	0	0	-9
41 Connor Day	03:29	1-1	0-0	0-0	0 1 1	0 1	2	0	0	0	0	-3
Team					0 4 4			0	3			
<b>Totals</b>		21-72	13-46	9-17	9 25 34	18 11	64	15	13	6	2	7 -45

**Shooting By Period**

1st FG% 9-39 23.1%  
 3PT% 5-26 19.2%  
 FT% 3-4 75%

2nd FG% 12-33 36.4%<

# GAME 9: NO. 19 MICHIGAN 80, NEBRASKA 69



Official Basketball Box Score - Final  
Michigan at Nebraska  
12/20/21 Pinnacle Bank Arena, Lincoln  
Nebraska vs. Michigan

Game Time: 5:01 PM  
Game Duration: 1:54

Michigan - 80

Record: 7-0 (2-0)

NO. Name	Min	FG	3P	FT	Rebounds	Fouls	TP	AS	TO	ST	Blocks	+/-
		M/A	M/A	M/A	OR DR TOT	PF					BS BA	
2 Isaiah Livers	F 36:46	6-12	3-8	2-2	1 4 5	3 3	17	4	1	1	0 0	13
1 Hunter Dickinson	F 32:26	5-7	0-0	3-5	3 12 15	2 6	13	0	5	0	2 1	6
12 Mike Smith	G 32:24	3-6	2-3	2-2	0 5 5	3 3	10	6	4	0	0 0	2
21 Franz Wagner	G 34:59	9-16	2-7	0-1	1 8 9	2 3	20	2	2	0	0 0	14
55 Eli Brooks	G 31:56	2-7	1-5	2-2	0 0 0	3 3	7	4	1	3	0 0	14
15 Chaundee Brown	16:12	5-8	1-3	2-2	2 3 5	2 1	13	0	1	0	0 0	6
5 Terrance Williams II	08:04	0-3	0-1	0-0	0 1 1	1 0	0	0	1	2	0 1	-3
23 Brandon Johns Jr.	06:43	0-0	0-0	0-0	0 0 0	0 0	0	0	0	0	0 0	3
Team					1 2 3	0	0	0	0	0	0	0
<b>Totals</b>		30-59	9-27	11-14	8 35 43	16 18	80	16	15	6	2 3	11

Officials: John Higgins, Kelly Pfeifer, Brooks Wells

Technical Fouls: Brown 1<sup>st</sup> 8:13

**Shooting By Period**

1 <sup>st</sup> FG%	15-33	45.5%
3PT%	4-17	23.5%
FT%	2-5	40%
2 <sup>nd</sup> FG%	15-26	57.7%
3PT%	5-10	50.0%
FT%	9-9	100%
GM FG%	30-59	50.8%
3PT%	9-27	33.3%
FT%	11-14	78.6%

Dead Ball Rebounds: 1, 0

Nebraska - 69

Record: 4-5 (0-2)

NO. Name	Min	FG	3P	FT	Rebounds	Fouls	TP	AS	TO	ST	Blocks	+/-
		M/A	M/A	M/A	OR DR TOT	PF					BS BA	
11 Lat Mayen	F 21:12	1-4	0-2	0-0	0 3 3	4 0	2	0	2	1	2 0	-7
24 Yvan Ouedraogo	F 29:07	3-4	0-0	0-3	3 6 4	3 6	1	0	0	1	1	-4
0 Teddy Allen	G 33:53	9-22	3-10	4-5	1 5 6	2 4	25	0	0	0	0	-11
2 Trey McGowens	G 28:03	4-11	2-2	5-6	0 4 4	3 3	15	1	0	3	0 0	-12
1 Joshua Langford	G 35:15	7-16	1-2	2-4	1 4 5	1 2	17	3	2	2	0 0	-7
34 Thorir Thorbjarnarson	18:14	0-0	0-0	0-0	1 1 2	3 0	0	0	0	0	0 0	-5
14 Trevor Lakes	12:29	1-3	1-3	0-0	0 1 1	0 1	3	0	0	0	0 0	-4
35 Eduardo Andre	04:45	0-1	0-0	1-2	0 1 1	0 2	1	0	1	0	0 0	-5
10 Kobe Webster	12:35	0-3	0-1	0-0	0 0 0	1 0	0	1	1	0	0 0	-8
4 Shamiel Stevenson	04:27	0-0	0-0	0-0	0 1 1	1 0	0	0	0	0	0 0	0
Team					2 0 2	0	0	0	0	0	0	0
<b>Totals</b>		25-64	7-20	12-20	8 23 31	19 15	69	8	6	3	2	-11

**Shooting By Period**

1 <sup>st</sup> FG%	14-32	43.8%
3PT%	2-10	20.0%
FT%	4-7	57.1%
2 <sup>nd</sup> FG%	11-32	34.4%
3PT%	5-10	50.0%
FT%	8-13	61.5%
GM FG%	25-64	39.1%
3PT%	7-20	35.0%
FT%	12-20	60.0%

Dead Ball Rebounds: 4, 0

Technical Fouls: Allen 1<sup>st</sup> 8:13

	MIC	NEB
Biggest lead	13 (2 <sup>nd</sup> 11:47)	4 (1 <sup>st</sup> 15:34)
Best Scoring Run	10 (2 <sup>nd</sup> 14:39)	7 (1 <sup>st</sup> 2:40)
Lead Changes	6	
Times Tied	9	
Time with Lead	24:23	08:59

**Points from**

Turnovers	MIC	NEB
	12	10
Paint	42	30
Second Chance	11	6
Fast Breaks	10	8
Bench	13	4

**Period by Period Scoring**

	1st	2nd	TOT
MIC	36	44	80
NEB	34	35	69

# GAME 10: NO. 25 OHIO STATE 90, NEBRASKA 56

Official Basketball Box Score - Final  
Nebraska at Ohio State  
12/30/20 Value City Arena, Columbus, OH  
2020-21 Men's Basketball

Game Time: 6:30 PM  
Game Duration: 1:55

Nebraska - 54

Record: 4-6 (0-3)

NO. Name	Min	FG	3P	FT	Rebounds	Fouls	TP	AS	TO	ST	Blocks	+/-
		M/A	M/A	M/A	OR DR TOT	PF					BS BA	
11 Lat Mayen	F 21:08	2-8	1-6	2-2	1 1 2	1 1	7	0	1	0	0 0	-21
24 Yvan Ouedraogo	F 21:08	1-3	0-0	2-4	3 2 5	1 4	4	0	1	0	1 0	-16
0 Teddy Allen	G 21:40	3-9	2-5	5-6	0 3 3	4 3	13	2	2	0	0 0	-14
2 Trey McGowens	G 25:32	2-5	1-2	1-2	1 0 1	1 6	6	0	3	1	0 0	-25
45 Dalano Banton	G 26:37	1-1	0-4	0-0	1 7 8	1 0	6	0	2	1	1 1	-26
35 Eduardo Andre	07:16	1-1	0-0	1-1	1 2 4	1 3	0	0	1	0	0 0	-1
10 Kobe Webster	20:39	1-8	0-5	0-0	2 2 2	2 2	1	1	0	0	0 0	-32
34 Thorir Thorbjarnarson	23:33	1-3	0-2	0-0	0 5 5	4 0	2	0	2	2	0 0	-18
4 Shamiel Stevenson	14:22	1-5	0-3	4-6	0 0 0	1 3	6	0	2	0	0 0	-20
14 Trevor Lakes	13:52	2-5	1-4	0-0	1 1 2	1 0	5	0	0	1	0 0	-9
3 Elijah Wood	04:13	0-2	0-2	0-0	0 0 0	0 0	0	0	0	0	0 0	2
Team					5 0 5	0	0	0	0	0	0	0
<b>Totals</b>		17-60	5-33	15-21	13 22 35	20 18	54	3	15	6	3 5	-38

Officials: Bo Borowski, Keith Kinnie, Donnie Epkley

Technical Fouls: NONE

**Shooting By Period**

1 <sup>st</sup> FG%	9-29	20.7%
3PT%	3-16	18.8%
FT%	6-9	66.7%
2 <sup>nd</sup> FG%	11-31	35.5%
3PT%	2-17	11.8%
FT%	9-12	75%
GM FG%	17-60	28.3%
3PT%	5-33	15.2%
FT%	15-21	71.4%

Dead Ball Rebounds: 2, 1

Ohio State - 90

Record: 6-2 (3-2)

NO. Name	Min	FG	3P	FT	Rebounds	Fouls	TP	AS	TO	ST	Blocks	+/-
		M/A	M/A	M/A	OR DR TOT	PF					BS BA	
14 Justice Sueing	F 23:11	5-8	1-4	1-1	2 4 6	3 2	12	2	0	1	0 0	22
25 Kyle Young	F 19:50	3-4	0-0	0-1	0 4 4	2 4	6	2	1	0	0 0	24
32 E.J. Liddell	F 19:34	3-5	1-1	1-2	1 3 4	2 5	8	2	2	1	2 0	20
4 Duane Washington Jr.	G 22:49	5-11	3-7	0-0	0 2 2	0 2	13	3	2	0	0 0	19
13 CJ Walker	G 21:36	1-5	0-1	2-2	0 2 2	1 1	4	3	0	0	0 0	22
1 Jimmy Sotost	13:46	0-2	0-2	2-2	1 2 3	0 1	2	1	0	0	0 0	0
23 Zed Key	13:42	5-5	0-0	4-6	1 3 4	2 4	14	0	1	0	0 0	14
3 Eugene Brown III	21:33	0-5	0-3	0-0	2 4 6	1 0	0	0	0	0	2 0	13
10 Justin Ahrens	14:54	6-10	0-0	0-0	2 2 2	0 0	18	0	1	1	0 0	27
31 Seth Towns	19:58	2-5	1-4	6-6	0 2 2	3 3	11	3	1	0	0 0	13
42 Harrison Hookfin	05:16	1-2	0-1	0-0	1 2 3	2 0	2	0	1	0	0 0	-3
40 Jansen Davidson Jr.	03:51	0-1	0-0	0-0	0 1 1	0 0	0	0	1	0	0 0	-2
Team					3 3 6	0	0	0	0	0	0	0
<b>Totals</b>		31-63	12-32	16-20	11 34 45	18 20	90	16	10	3	5 3	38

Technical Fouls: NONE

**Points from**

Turnovers	NEB	OSU
	2	21
Paint	22	30
Second Chance	14	15
Fast Breaks	0	11
Bench	18	47

**Period by Period Scoring**

	1st	2nd	TOT
NEB	21	33	54
OSU	38	52	90

# GAME 11: NO. 17 MICHIGAN STATE 84, NEBRASKA 77



Official Basketball Box Score - Final  
Michigan St. at Nebraska  
01/02/21 Pinnacle Bank Arena, Lincoln  
Nebraska vs. Michigan State

Game Time: 7:07 PM  
Game Duration: 2:12

Michigan St. - 84

Record: 7-3 (1-3)

NO. Name	Min	FG	3P	FT	Rebounds	Fouls	TP	AS	TO	ST	Blocks	+/-
		M/A	M/A	M/A	OR DR TOT	PF					BS BA	
0 Aaron Henry	F 32:34	10-16	3-5	4-5	2 2 4	1 5	27	1	2	1	1 0	4
15 Thomas Kithier	F 22:46	3-3	0-0	1-2	3 1 4	4 1	7	1	1	1	0 0	8
20 Joey Hauser	F 20:33	1-4	0-2	3-4	0 6 6	2 4	5	1	3	0	0 0	4
1 Joshua Langford	G 29:25	5-12	1-5	4-4	1 0 1	2 4	15	2	0	2	0 0	0
11 A.J. Hoggard	G 23:16	2-3	0-0	1-0	3 3 3	2 1	4	5	1	0	2 0	8
3 Foster Loyer	11:10	1-4	0-3	1-2	0 1 1	1 1	3	2	1	0	0 0	-2
25 Malik Hall	19:39	0-0	0-0	3-4	3 5 8	2 3	3	0	0	0	0 0	0
34 Julius Marble	01:25	0-0	0-0	1-2	0 0 0	2 1	1	0	1	0	0 0	0
44 Gaber Brown	15:38	4-6	2-4	0-0	1 1 1	1 0	10	0	2	2	0 0	3
2 Rocket Watts	14:55	3-8	1-4	2-2	0 0 0	3 1	9	0	0	0	0 0	-4
22 Mady Sissoko	06:45	0-0	0-0	0-0	0 0 0	1 0	0	0	0	0	2 0	3
30 Marcus Bingham Jr.	01:54	0-0	0-0	0-0	0 0 0	0 0	0	0	1	0	0 0	-2
Team					0 1 1	0	0	0	1	0	0	0
<b>Totals</b>		29-56	7-23	19-26	9 20 29	21 21	84</					



## 2020-21 Nebraska Men's Basketball Combined Team Statistics All games

### Game Records

Record	Overall	Home	Away	Neutral
ALL GAMES	4-8	4-5	0-3	0-0
CONFERENCE	0-5	0-3	0-2	0-0
NON-CONFERENCE	4-3	4-2	0-1	0-0

### Score by Periods

Team	1st	2nd	OT	TOT
Nebraska	431	469	0	900
Opponents	415	477	0	892

### Team Box Score

No.	Player	GP-GS		MIN		AVG		Total		3-Point		F-Throw		Rebounds				PF		DQ		A		TO		BLK		STL		PTS		AVG	
		GP	GS	MIN	AVG	FG-FGA	FG%	3FG-FGA	3FG%	FT-FTA	FT%	OFF	DEF	TOT	AVG	PF	DQ	A	TO	BLK	STL	PTS	AVG										
0	ALLEN, Teddy	12-12	326:14	27.2	78-176	.443	27-77	.351	38-56	.679	20	41	61	5.1	33	2	15	28	1	21	221	18.4											
45	BANTON, Dalano	12-12	360:36	30.1	51-116	.440	11-39	.282	38-55	.691	16	66	82	6.8	20	0	61	26	11	15	151	12.6											
2	MCGOWENS, Trey	12-12	340:34	28.4	43-105	.410	14-33	.424	36-55	.655	8	42	50	4.2	33	1	21	23	1	16	136	11.3											
13	WALKER, Derrick	1-1	25:54	25.9	5-7	.714	0-0	.000	0-0	.000	0	3	3	3.0	3	0	1	3	1	2	10	10.0											
10	WEBSTER, Kobe	12-0	251:48	21.0	33-83	.398	17-49	.347	10-14	.714	1	19	20	1.7	16	0	14	9	1	6	93	7.8											
11	MAYEN, Lat	12-12	277:19	23.1	30-84	.357	19-60	.317	9-14	.643	15	42	57	4.8	34	1	9	18	8	6	88	7.3											
24	OUEDRAOGO, Yvan	11-4	223:55	20.4	20-44	.455	0-0	.000	16-32	.500	30	31	61	5.5	22	0	6	7	9	5	56	5.1											
4	STEVENSON, Shamiel	12-0	168:39	14.1	18-41	.439	1-14	.071	24-32	.750	6	18	24	2.0	21	0	8	16	2	6	61	5.1											
14	LAKES, Trevor	5-0	71:08	14.2	7-15	.467	6-13	.462	0-1	.000	2	11	13	2.6	2	0	2	0	1	1	20	4.0											
34	THORBJARNARSON, Thorir	12-7	279:18	23.3	14-49	.286	6-29	.207	4-6	.667	7	33	40	3.3	22	0	16	12	0	10	38	3.2											
35	ANDRE, Eduardo	6-0	30:34	5.1	6-7	.857	0-0	.000	3-5	.600	2	6	8	1.3	7	0	1	3	2	0	15	2.5											
3	WOOD, Elijah	6-0	29:60	5.0	3-11	.273	2-10	.200	0-0	.000	0	5	5	0.8	0	0	3	2	0	2	8	1.3											
21	PIATKOWSKI, Jace	3-0	07:27	2.5	1-1	1.000	1-1	1.000	0-0	.000	1	0	1	0.3	0	0	0	0	0	0	3	1.0											
44	PORTER, Bret	3-0	06:32	2.2	0-0	.000	0-0	.000	0-0	.000	0	1	1	0.3	1	0	0	1	1	0	0	0.0											
Team											21	11	32				4																
<b>Total</b>		<b>12</b>	<b>2400</b>		<b>309-739</b>	<b>.418</b>	<b>104-325</b>	<b>.320</b>	<b>178-270</b>	<b>.659</b>	<b>129</b>	<b>329</b>	<b>458</b>	<b>38.2</b>	<b>214</b>	<b>4</b>	<b>157</b>	<b>152</b>	<b>38</b>	<b>90</b>	<b>900</b>	<b>75.0</b>											
<b>Opponents</b>		<b>12</b>	<b>2400</b>		<b>315-741</b>	<b>.425</b>	<b>106-326</b>	<b>.325</b>	<b>156-223</b>	<b>.700</b>	<b>128</b>	<b>348</b>	<b>476</b>	<b>39.7</b>	<b>228</b>	<b>4</b>	<b>168</b>	<b>170</b>	<b>38</b>	<b>65</b>	<b>892</b>	<b>74.3</b>											

### Team Statistics

	NEBR	OPP
<b>Scoring</b>	<b>900</b>	<b>892</b>
Points per game	75.0	74.3
Scoring margin	+0.7	-
<b>Field goals-att</b>	<b>309-739</b>	<b>315-741</b>
Field goal pct	.418	.425
<b>3 point fg-att</b>	<b>104-325</b>	<b>106-326</b>
3-point FG pct	.320	.325
3-pt FG made per game	8.7	8.8
<b>Free throws-att</b>	<b>178-270</b>	<b>156-223</b>
Free throw pct	.659	.700
F-Throws made per game	14.8	13.0
<b>Rebounds</b>	<b>458</b>	<b>476</b>
Rebounds per game	38.2	39.7
Rebounding margin	-1.5	-
<b>Assists</b>	<b>157</b>	<b>168</b>
Assists per game	13.1	14.0
<b>Turnovers</b>	<b>152</b>	<b>170</b>
Turnovers per game	12.7	14.2
Turnover margin	+1.5	-
Assist/turnover ratio	1.0	1.0
<b>Steals</b>	<b>90</b>	<b>65</b>
Steals per game	7.5	5.4
<b>Blocks</b>	<b>38</b>	<b>38</b>
Blocks per game	3.2	3.2
<b>Winning streak</b>	<b>0</b>	<b>-</b>
Home win streak	0	-
<b>Attendance</b>	<b>25</b>	<b>254</b>
Home games-Avg/Game	9-3	3-85
Neutral site-Avg/Game	-	0-0

### Team Results

Date	Opponent		Score	Att.
11/25/2020	McNeese	W	102-55	0
11/26/2020	Nevada	L	66-69	0
11/28/2020	North Dakota St.	W	79-57	0
12/01/2020	South Dakota	W	76-69	25
12/09/2020	Georgia Tech	L	64-75	0
12/11/2020	at Creighton	L	74-98	254
12/17/2020	Doane	W	110-64	0
12/22/2020	at Wisconsin	L	53-67	0
12/25/2020	Michigan	L	69-80	0
12/30/2020	at Ohio St.	L	54-90	0
01/02/2021	Michigan St.	L	77-84	0
01/10/2021	Indiana	L	76-84	0



## 2020-21 Nebraska Men's Basketball Combined Team Statistics In Conference games

### Game Records

Record	Overall	Home	Away	Neutral
ALL GAMES	0-5	0-3	0-2	0-0
CONFERENCE	0-5	0-3	0-2	0-0
NON-CONFERENCE	0-0	0-0	0-0	0-0

### Score by Periods

Team	1st	2nd	OT	TOT
Nebraska	146	183	0	329
Opponents	185	220	0	405

### Team Box Score

No.	Player				Total		3-Point		F-Throw		Rebounds											
		GP-GS	MIN	AVG	FG-FGA	FG%	3FG-FGA	3FG%	FT-FTA	FT%	OFF	DEF	TOT	AVG	PF	DQ	A	TO	BLK	STL	PTS	AVG
0	ALLEN, Teddy	5-5	144:44	28.9	32-73	.438	14-35	.400	15-20	.750	3	18	21	4.2	19	2	5	13	0	2	93	18.6
2	MCGOWENS, Trey	5-5	152:47	30.6	17-43	.395	6-10	.600	21-29	.724	4	18	22	4.4	13	0	11	7	0	8	61	12.2
45	BANTON, Dalano	5-5	160:03	32.0	20-50	.400	4-14	.286	11-18	.611	5	23	28	5.6	9	0	21	10	2	3	55	11.0
13	WALKER, Derrick	1-1	25:54	25.9	5-7	.714	0-0	.000	0-0	.000	0	3	3	3.0	3	0	1	3	1	2	10	10.0
11	MAYEN, Lat	5-5	110:52	22.2	13-35	.371	8-26	.308	3-4	.750	3	13	16	3.2	15	1	0	6	6	4	37	7.4
24	OUEDRAOGO, Yvan	4-4	101:12	25.3	10-16	.625	0-0	.000	2-9	.222	11	10	21	5.3	7	0	2	3	4	2	22	5.5
10	WEBSTER, Kobe	5-0	97:47	19.6	5-27	.185	3-15	.200	2-2	1.000	0	4	4	0.8	6	0	4	2	0	0	15	3.0
4	STEVENSON, Shamiel	5-0	38:45	7.8	3-11	.273	0-4	.000	7-10	.700	0	3	3	0.6	3	0	1	5	1	0	13	2.6
14	LAKES, Trevor	4-0	45:07	11.3	3-10	.300	2-8	.250	0-0	.000	1	6	7	1.8	2	0	0	0	1	1	8	2.0
34	THORBJARNARSON, Thorir	5-0	101:23	20.3	3-13	.231	1-8	.125	2-4	.500	1	12	13	2.6	13	0	4	4	0	3	9	1.8
35	ANDRE, Eduardo	5-0	16:44	3.3	2-3	.667	0-0	.000	2-3	.667	1	3	4	0.8	4	0	0	3	0	0	6	1.2
3	WOOD, Elijah	2-0	04:41	2.3	0-2	.000	0-2	.000	0-0	.000	0	0	0	0.0	0	0	0	0	0	1	0	0.0
Team											12	4	16					3				
<b>Total</b>		<b>5</b>	<b>1000</b>		<b>113-290</b>	<b>.390</b>	<b>38-122</b>	<b>.311</b>	<b>65-99</b>	<b>.657</b>	<b>41</b>	<b>117</b>	<b>158</b>	<b>31.6</b>	<b>94</b>	<b>3</b>	<b>49</b>	<b>59</b>	<b>15</b>	<b>26</b>	<b>329</b>	<b>65.8</b>
<b>Opponents</b>		<b>5</b>	<b>1000</b>		<b>142-298</b>	<b>.477</b>	<b>45-132</b>	<b>.341</b>	<b>76-100</b>	<b>.760</b>	<b>46</b>	<b>152</b>	<b>198</b>	<b>39.6</b>	<b>81</b>	<b>0</b>	<b>72</b>	<b>57</b>	<b>16</b>	<b>19</b>	<b>405</b>	<b>81.0</b>

### Team Statistics

	NEBR	OPP
<b>Scoring</b>	<b>329</b>	<b>405</b>
Points per game	65.8	81.0
Scoring margin	-15.2	-
<b>Field goals-att</b>	<b>113-290</b>	<b>142-298</b>
Field goal pct	.390	.477
<b>3 point fg-att</b>	<b>38-122</b>	<b>45-132</b>
3-point FG pct	.311	.341
3-pt FG made per game	7.6	9.0
<b>Free throws-att</b>	<b>65-99</b>	<b>76-100</b>
Free throw pct	.657	.760
F-Throws made per game	13.0	15.2
<b>Rebounds</b>	<b>158</b>	<b>198</b>
Rebounds per game	31.6	39.6
Rebounding margin	-8.0	-
<b>Assists</b>	<b>49</b>	<b>72</b>
Assists per game	9.8	14.4
<b>Turnovers</b>	<b>59</b>	<b>57</b>
Turnovers per game	11.8	11.4
Turnover margin	-0.4	-
Assist/turnover ratio	0.8	1.3
<b>Steals</b>	<b>26</b>	<b>19</b>
Steals per game	5.2	3.8
<b>Blocks</b>	<b>15</b>	<b>16</b>
Blocks per game	3.0	3.2
<b>Winning streak</b>	<b>0</b>	<b>-</b>
Home win streak	0	-
<b>Attendance</b>	<b>0</b>	<b>0</b>
Home games-Avg/Game	3-0	2-0
Neutral site-Avg/Game	-	0-0

### Team Results

Date	Opponent		Score	Att.
12/22/2020	at Wisconsin	L	53-67	0
12/25/2020	Michigan	L	69-80	0
12/30/2020	at Ohio St.	L	54-90	0
01/02/2021	Michigan St.	L	77-84	0
01/10/2021	Indiana	L	76-84	0