



NEBRASKA BASKETBALL

2020-21 GAME NOTES

The Nebraska men's basketball team makes its final home appearance on Monday night, as the Huskers host Rutgers at Pinnacle Bank Arena. Tipoff between the Huskers and Scarlet Knights is set for shortly after 6 p.m.

Monday's game will be televised on BTN with Kevin Kugler and Shon Morris on the call. The game can also be streamed via the web, smartphones, tablets and connected devices through the Fox Sports app.

Fans can follow all of the action across the state of Nebraska on the Learfield IMG College Husker Sports Network with Kent Pavelka and Jake Muhleisen on the call. The game will also be available on Huskers.com, the Huskers app and TuneIn radio. The pregame show begins one hour prior to tipoff.

The Huskers (6-17, 2-14) are coming off a 78-74 win over Minnesota on Saturday night. The Huskers shot 55 percent from the floor and put five players in double figures, led by Dalano Banton's 14 points. Nebraska built a 13-point second-half lead and withstood a frantic comeback from Minnesota, as Marcus Carr finished with 41 points. Minnesota cut the lead to one, but seniors Kobe Webster and Thorir Thorbjarnarson sealed the win by going 4-of-4 from the foul line in the last 14 seconds. Thorbjarnarson and Webster had 10 points apiece, while Derrick Walker had 12 points and nine rebounds, setting career bests in both categories. NU held Minnesota to 34.3 percent shooting, including 8-of-30 from 3-point range.

Monday's game caps a string of four games in seven days for the Big Red, and Nebraska enters the Rutgers game playing some of its best offense of the season. Over the last three games, NU is averaging 77 points per game while shooting over 50 percent from the floor and 40 percent from 3-point range. NU has scored 70 or more points in each of the last three games, the first time that has happened in 2020-21.

Rutgers (13-9, 9-9 Big Ten) comes off a 74-63 win over Indiana last Wednesday. Geo Baker and Ron Harper Jr. had 20 points apiece, while Baker also chipped in 10 assists for a double-double. Baker was one of two Rutgers players with double-doubles against the Hoosiers, as Myles Johnson chipped in 10 points and 10 rebounds. Rutgers trailed by as many as 15 in the first half before taking control. The Scarlet Knights held Indiana to 36 percent shooting, including just 30.3 percent in the second half.

GAME MATCHUP

NEBRASKA CORNHUSKERS

2020-21 Record: 6-17 (2-14 Big Ten)

Head Coach: Fred Hoiberg

Record at Nebraska: 13-42 (2nd year)

Career NCAA Record: 128-98 (7th year)

RUTGERS SCARLET KNIGHTS

2020-21 Record: 13-9 (9-9 Big Ten)

Head Coach: Steve Pikiell

Record at Rutgers: 77-74 (5th year)

Career Record: 274-248 (17th year)

BROADCAST INFO

Television: BTN

Play-by-play: Kevin Kugler

Analyst: Shon Morris

Online Broadcast: Fox Sports app & foxsports.com/live

Radio: Learfield IMG College Husker Sports Network, including 590 AM (Omaha), 1400 AM (Lincoln) and 880 AM (Lexington)

Play-by-play: Kent Pavelka

Analyst: Jake Muhleisen

Online Radio: Available on Huskers.com, Huskers App, TuneIn.com/Huskers and TuneIn App.

Sirius: 84 XM: 84 SiriusXM (internet): 84

PLAYER SPOTLIGHT

Junior guard Trey McGowens went over 1,000 career points in Saturday's win over Minnesota and is averaging 14.7 points per game on 46 percent shooting and 2.0 steals per game over NU's last three contests.



GAME 24: VS. RUTGERS

24

GAME DETAILS

Date: March 1, 2021
Time: 6:01 p.m.
City: Lincoln, Neb.
Arena: Pinnacle Bank Arena

MEDIA INFO

TV: BTN
Online Video: Fox Sports App
Radio: Learfield IMG College
Internet Audio: Huskers.com
Huskers app/TuneIn

2020-21 SCHEDULE

Date	Opponent	TV/Internet	Result
Wed., Nov. 25	McNeese State	BTN	W, 102-55
Golden Window Classic			
Thurs., Nov. 26	Nevada	BTN	L, 66-69
Sat., Nov. 28	North Dakota State	BTN	W, 79-57
Tues., Dec. 1	South Dakota	BTN	W, 76-69
Sun., Dec. 6	Florida A&M	BTN	canceled
ACC/Big Ten Challenge			
Wed., Dec. 9	Georgia Tech	ESPN2	L, 64-75
Fri., Dec. 11	at No. 8 Creighton	BTN	L, 74-98
Thurs., Dec. 17	Doane	BTN+	W, 110-64
Tues., Dec. 22	at No. 9 Wisconsin *	FS1	L, 53-67
Fri., Dec. 25	No. 19 Michigan *	BTN	L, 69-80
Wed., Dec. 30	at No. 25 Ohio State *	BTN	L, 54-90
Sat., Jan. 2	No. 17 Michigan State *	BTN	L, 77-84
Tues., Jan. 5	at Purdue *	BTN	PPD
Sun., Jan. 10	Indiana *	BTN	L, 76-84
Sat., Feb. 6	at Michigan State * (1)	BTN	L, 56-66
Mon., Feb. 8	at Minnesota *	BTN	L, 61-79
Wed., Feb. 10	No. 21 Wisconsin *	BTN	L, 48-61
Fri., Feb. 12	No. 6 Illinois * (2)	BTN	L, 72-77 (OT)
Sun., Feb. 14	at Penn State *	BTN	W, 62-61
Tues., Feb. 16	at Maryland * (3)	BTN	L, 50-64
Wed., Feb. 17	at Maryland * (4)	BTN	L, 71-79
Sat., Feb. 20	Purdue *	BTN	L, 58-75
Tues., Feb. 23	Penn State * (5)	BTN	L, 83-86
Thurs., Feb. 25	at No. 5 Illinois * (6)	BTN	L, 70-86
Sat., Feb. 27	Minnesota * (7)	BTN	W, 78-74
Mon., March 1	Rutgers * (8)	BTN	6 p.m.
Sun., Jan. 24	at Iowa * (9)	BTN	8 p.m.
Sun., March 7	at Northwestern *	BTN	12:30 p.m.
BIG TEN TOURNAMENT			
Wed., March 10	at Big Ten Tournament	BTN	TBA
Thurs., March 11	at Big Ten Tournament	BTN	TBA
Fri., March 12	at Big Ten Tournament	BTN	TBA
Sat., March 13	at Big Ten Tournament	CBS	TBA
Sun., March 14	at Big Ten Tournament	CBS	TBA

Notes: *-Big Ten Conference Game; Home games are in red and bold; All times listed as central

Schedule updates

- (1) - moved from Feb. 3
- (2) - rescheduled from Jan. 13
- (3) - rescheduled from Jan. 16
- (4) - moved from Lincoln to College Park
- (5) - rescheduled from Jan. 30
- (6) - moved from Feb. 23
- (7) - rescheduled from Jan. 20
- (8) - moved from Feb. 28
- (9) - rescheduled from Jan. 24

2020-21 ROSTER AT A GLANCE

No	Name	Pos.	Ht.	Wt.	Yr.	Hometown	GP/GS	MPG	PPG	RPG	APG
0	Teddy Allen	G	6-6	223	Jr.	Mesa, Ariz.	22/21	27.2	16.5	4.7	1.7
2	Trey McGowens	G	6-4	191	Jr.	Pendleton, S.C.	23/23	28.6	10.7	3.9	2.1
3	Elijah Wood	G	6-5	174	Fr.	Potomac, Md.	11/0	3.2	0.7	0.5	0.3
4	Shamiel Stevenson	G	6-6	245	Jr.	Toronto, Ontario, Canada	23/0	14.9	5.8	2.5	0.6
10	Kobe Webster	G	6-0	172	Sr.	Indianapolis, Ind.	23/1	21.9	7.1	1.6	1.1
11	Lat Mayen	F	6-9	205	Jr.	Adelaide, Australia	23/23	25.1	7.8	4.3	0.7
13	Derrick Walker	F	6-8	232	Jr.	Kansas City, Mo.	12/12	19.7	5.3	4.5	1.3
14	Trevor Lakes	F	6-7	215	Sr.	Lebanon, Ind.	10/1	9.0	2.6	1.4	0.3
21	Jace Piatkowski	G	6-3	184	RFr.	Omaha, Neb.	8/0	1.6	0.5	0.3	0.0
24	Yvan Ouedraogo	F	6-9	245	So.	Bordeaux, France	21/4	15.0	3.5	3.9	0.4
30	Chris McGraw	G	6-0	170	So.	Columbus, Ohio	Walk-on who has not played in 2020-21				
33	Akol Arop	F	6-5	203	So.	Omaha, Neb.	Will miss 2020-21 season (knee)				
34	Thorir Thorbjarnarson	G	6-6	202	Sr.	Reykjavik, Iceland	23/8	20.3	3.6	2.6	1.2
35	Eduardo Andre	F	6-10	228	Fr.	London, England	16/0	8.1	2.4	2.1	0.4
44	Bret Porter	F	6-5	228	RFr.	Omaha, Neb.	5/0	1.6	0.0	0.2	0.0
45	Dalano Banton	G	6-9	204	So.	Toronto, Ontario, Canada	23/22	28.3	9.9	6.1	4.1

2020-21 NEBRASKA BASKETBALL ROSTER

No.	VL	Name	Pronunciation	Pos.	Ht.	Wt.	Yr.	Hometown	Previous School
0		Teddy Allen		G	6-6	223	Jr.	Mesa, Ariz.	Western Nebraska CC
2		Trey McGowens		G	6-4	191	Jr.	Pendleton, S.C.	Pittsburgh
3		Elijah Wood		G	6-5	174	Fr.	Potomac, Md.	Berkmar (Ga.) HS
4		Shamiel Stevenson	Sha-meal	G	6-6	245	Jr.	Toronto, Ontario, Canada	Nevada
10		Kobe Webster		G	6-0	172	Sr.	Indianapolis, Ind.	Western Illinois
11		Lat Mayen	Latt [rhymes w/ Matt] MAY-en	F	6-9	205	Jr.	Adelaide, Australia	Chipola College
13		Derrick Walker		F	6-8	232	Jr.	Kansas City, Mo.	Tennessee
14		Trevor Lakes		F	6-7	215	Sr.	Lebanon, Ind.	Indianapolis
21	*	Jace Piatkowski	Pie-it-COW-ski	G	6-3	184	RFr.	Omaha, Neb.	Elkhorn South HS
24	*	Yvan Ouedraogo	I-van WOO-drah-oh-goh	F	6-9	245	So.	Bordeaux, France	INSEP
30		Chris McGraw		G	6-0	170	So.	Columbus, Ohio	Otterbein
33	*	Akol Arop	A-call uh-rope	F	6-5	203	So.	Omaha, Neb.	Creighton Prep HS
34	***	Thorir Thorbjarnarson	Thor-EAR thorb-YAR-nar-son	G	6-6	202	Sr.	Reykjavik, Iceland	Menntaskólinn i Reykjavik
35		Eduardo Andre		F	6-10	228	Fr.	London, England	AZ Compass Prep
44	*	Bret Porter		F	6-5	228	RFr.	Omaha, Neb.	Millard North HS
45		Dalano Banton	duh-LAH-no BAN-ten	G	6-9	204	So.	Toronto, Ontario, Canada	Western Kentucky

2020-21 COACHING STAFF

Name	Pronunciation	Title	Year at Nebraska	Alma Mater (Year)
Fred Hoiberg		Head Coach	Second	Iowa State (1995)
Matt Abdelmassih	Abdel-massey	Assistant Coach	Second	St. John's (2007)
Doc Sadler		Assistant Coach	Second as Asst./Eighth	Arkansas (1982)
Armon Gates		Assistant Coach	Third	Kent State (2006)
Bobby Lutz	Lootz	Special Assistant to the Head Coach	Second	UNC Charlotte (1980)
Tim Wilson		Basketball Strength Coach	10th	Nebraska (1981)
Matt Holt		Video Coordinator	Fourth	New Haven (2013)
Luca Virgilio	Vir-Jill-e-o	Director of Basketball Operations	Second	Universita degli Studi di Roma Tre (2012)
Bertram "Buzzy" Caruthers		Director of Player Development	Second	Hampton (2006)
Athan Katsantonis		Graduate Manager	First	Syracuse (2020)
John Harris Jr.		Graduate Manager	Second	Benedictine (2017)

TEAM STATS

Nebraska Cornhuskers

2020-21 Team Statistics (Record: 6-17, 2-14 B1G)

Category	Nebraska	OPP
SCORING	1609	1700
Points per game	70.0	73.9
Scoring margin	-4.0	-
FIELD GOALS-ATT	571-1369	598-1437
Field goal pct	.417	.416
3 POINT FG-ATT	185-558	203-653
3-point FG pct	.332	.311
3-pt FG made per game	8.0	8.8
FREE THROWS-ATT	282-449	301-416
Free throw pct	.628	.724
F-Throws made per game	12.3	13.1
REBOUNDS	844	929
Rebounds per game	36.7	40.4
Rebounding margin	-3.7	-
ASSISTS	301	321
Assists per game	13.1	14.0
TURNOVERS	317	309
Turnovers per game	13.8	13.4
Turnover margin	-0.3	-
Assist/turnover ratio	0.9	1.0
STEALS	165	148
Steals per game	7.2	6.4
BLOCKS	80	80
Blocks per game	3.5	3.5

Rutgers Scarlet Knights

2020-21 Team Statistics (Record: 13-9, 9-9 B1G)

Category	Rutgers	OPP
Scoring	1562	1492
Points per game	71.0	67.8
Scoring margin	+3.2	-
Field goals-att	598-1311	526-1259
Field goal pct	.456	.418
3 point fg-att	138-428	150-449
3-point FG pct	.322	.334
3-pt FG made per game	6.3	6.8
Free throws-att	228-366	290-408
Free throw pct	.623	.711
F-Throws made per game	10.4	13.2
Rebounds	787	789
Rebounds per game	35.8	35.9
Rebounding margin	-0.1	-
Assists	316	292
Assists per game	14.4	13.3
Turnovers	244	288
Turnovers per game	11.1	13.1
Turnover margin	+2.0	-
Assist/turnover ratio	1.3	1.0
Steals	174	144
Steals per game	7.9	6.5
Blocks	118	76
Blocks per game	5.4	3.5

NUMBERS TO KNOW

.376 - The Huskers have made steady shooting improvement from 3-point range since returning from their pause. NU shot .234 in the first three games after returning from its pause, but is shooting .376 over the last eight games. NU shot a season-best .529 against Minnesota on Saturday.

4 - According to KenPom, the Huskers' strength of schedule ranks fourth nationally as of Feb. 28. In fact, nine of the top-10 toughest schedules on the site are from the Big Ten.

5 - Nebraska has five games with at least 10 steals this season after having just two in 2019-20. NU is third in the Big Ten with 7.2 steals per game.

10 - NU has ten 20-point performances on the season (Teddy Allen-8; Trey McGowens-1; Kobe Webster-1). The Huskers have had 10 players reach double figures at least once this year as Thorir Thorbjarnarson had 10 points in Saturday's win over Minnesota.

19 - Assists against Minnesota, which ties for the second-highest total by the Huskers in a Big Ten game under Fred Hoiberg.

35 - Nebraska is 35th nationally in tempo according to KenPom as of Feb. 28. The Huskers and Illinois (72nd) are the only two Big Ten teams in the top-100 nationally in adjusted tempo.

PROBABLE STARTERS (BASED ON LAST GAME)



#10 Kobe Webster | G | Sr. | 6-0 | 182 | Indianapolis, Ind.

2020-21 Averages: PPG: 7.1 | APG: 1.1 | RPG: 1.6

Worth Noting: Grad transfer who made first start of season against Minnesota, finishing with 10 points, four assists and two steals...Has nine double-figure efforts in 2020-21...Had a season-high 20 points against Georgia Tech, including 6-of-7 from 3-point range...Had 13 points off the bench at Penn State...Started 85 games in three seasons at Western Illinois, earning All-Summit League honors in 2019 and 2020...Averaged 17.1 points and 3.6 assists per game in 2019-20, highlighted by a school-record 40-point night against Omaha...Attended Park Tudor School in Indianapolis, helping the school to a pair of state titles in 2014 and 2015 with college standouts Jaren Jackson Jr. (Michigan State) and Trevon Bluiett (Xavier)

Career Bests (includes WIU): Pts: 40 | Reb: 10 (2x) | Ast: 8 (2x) | Stl: 4 | Bl: 1 (8x)




#24 Trey McGowens | G | Jr. | 6-4 | 191 | Pendleton, S.C.

2020-21 Averages: PPG: 10.7 | RPG: 3.9 | APG: 2.1 | SPG: 1.5

Worth Noting: First season at NU after starting for two seasons at Pitt...Fourth in B1G in steals...14 double-figure games in 2020-21...Had 11 points, five assists and four boards against Minnesota...Led NU with 16 points at No. 5 Illinois...Had 15 points and five rebounds vs. No. 6 Illinois...Tallied 10 points, six rebounds and six assists vs. Indiana...Had a season-high 20 points and five boards vs. No. 17 Michigan State...Totalled 15 points at No. 8 Creighton...Started 32 games at Pitt in 2019-20 and ranked in the top 10 in the ACC in steals (4th) and assists (10th)...Posted 20 double-figure scoring games in 2019-20, including three 20-point efforts...Two-time ACC Freshman of the Week posted a pair of 30-point games in 2018-19.

Career Bests (includes Pittsburgh): Pts: 33 | Reb: 9 | Ast: 9 | Stl: 7



#34 Thorir Thorbjarnarson | G | Sr. | 6-6 | 202 | Reykjavik, Iceland

2019-20 Averages: PPG: 3.6 | RPG: 2.6 | APG: 1.2

Worth Noting: Made first start since Dec. 17 against Minnesota and had 10 points and four rebounds...Has played 20+ minutes in last four games, averaging 6.8 ppg on 53 percent shooting...Had nine points, four rebounds, four assists and two blocks against Purdue...Posted season bests in rebounds (seven) and assists (five) vs. Georgia Tech...Averaged 8.8 points, 4.8 rebounds and 1.1 steals per game in 2019-20...Reached double figures 13 times in 2019-20, highlighted by a trio of 17-point performances...Grabbed a career-high 10 rebounds against No. 24 Wisconsin in 2018-19...NU's first scholarship player from Iceland and has been on the Iceland Senior National team since 2017.

Collegiate Career Bests: Pts: 17 (3x) | Reb: 10 | Ast: 5 (2x) | Stl: 5



#11 Lat Mayen (MAY-en) | F | Jr. | 6-9 | 205 | Adelaide, Australia

2020-21 Averages: PPG: 7.8 | RPG: 4.3

Worth Noting: High motor forward who can stretch defenses with his shooting...Eight double-figure efforts in 2020-21...Had nine points in 24 minutes against Minnesota...Had 13 points and six rebounds at Maryland on Feb. 17...Scored a career-high 16 points vs. No. 6 Illinois...Had 14 points and seven boards vs. No. 21 Wisconsin...Had 15 points versus Indiana, including 5-of-9 from 3-point range...Rated the No. 18 JUCO Player nationally by JUCORecruiting.com...Averaged 11.8 points and 8.4 boards per game at Chipola...Began career at TCU, where he played in 17 games in 2018-19 before a knee injury...Rated the No. 2 ranked player in Australia by AUSA Hoops...Attended Australian Institute of Sport.

Career Bests (includes TCU): Pts: 16 | Reb: 12 | Ast: 4 | Stl: 2



#13 Derrick Walker | F | Jr. | 6-8 | 232 | Kansas City, Mo.

2020-21 Averages: PPG: 5.3 | RPG: 4.5

Worth Noting: Started last 12 games and is shooting 60 percent from field...Set career highs with 12 points, nine boards and three blocks vs. Minnesota...Totalled seven points and five boards at No. 5 Illinois...Had nine points on 4-of-4 shooting and five boards vs. Penn State...Made his Husker debut against Indiana, finishing with 10 points...Missed NU's first 11 games with NCAA suspension...Played in 30 games at Tennessee in 2018-19 as the Volunteers reached the NCAA Sweet 16...Helped the Volunteers to an SEC title in 2017-18...Four-star prospect by ESPN who played at Sunrise (Kan.) Christian Academy...Played on MOKAN Elite AAU program with NBA first-round picks Trae Young and Michael Porter Jr.

Career Bests (includes Tennessee): Pts: 12 | Reb: 9 | Ast: 3 | Bl: 2 (3x)

NATIONAL POLLS

AP TOP 25 (FEB. 22)

No	Team (1st)	Record	Points	Prev.
1	Gonzaga (60)	22-0	1,596	1
2	Baylor (4)	17-0	1,540	2
3	Michigan	16-1	1,472	3
4	Ohio State	18-5	1,370	4
5	Illinois	16-5	1,356	5
6	Alabama	18-5	1,196	8
7	Oklahoma	14-5	1,150	9
8	Villanova	14-3	1,132	10
9	Iowa	17-6	1,088	11
10	West Virginia	15-6	1,014	13
11	Florida State	13-3	967	16
12	Houston	18-3	921	6
13	Creighton	16-5	836	14
14	Texas	13-6	730	12
15	Virginia	15-5	690	7
16	Virginia Tech	14-4	545	18
17	Kansas	17-7	532	23
18	Texas Tech	14-7	477	15
19	Southern California	18-4	423	17
20	Arkansas	17-5	346	24
21	Loyola Chicago	19-4	288	22
22	San Diego State	17-4	222	25
23	Wisconsin	16-8	200	21
24	Missouri	14-6	149	20
25	Tennessee	15-6	145	19

Others receiving votes: Oklahoma State 92, Belmont 80, Purdue 53, Oregon 53, LSU 32, BYU 19, Drake 19, UCLA 17, Clemson 13, Colorado 8, North Carolina 6, Wichita State 6, Boise State 5, Toledo 4, UC Santa Barbara 2, Western Kentucky 2, Winthrop 2, Xavier 2.

USA TODAY COACHES POLL (FEB. 22)

No	Team (1st)	Record	Points	Trend
1	Gonzaga(27)	22-0	795	-
2	Baylor(4)	17-0	771	-
3	Michigan(1)	16-1	737	-
4	Illinois	16-5	657	1
5	Ohio State	18-5	648	1
6	Villanova	14-3	608	1
7	Alabama	18-5	589	2
8	Oklahoma	14-5	552	2
9	Florida State	13-3	490	7
10	Houston	18-3	483	5
11	Creighton	16-5	468	1
12	Iowa	17-6	465	2
13	West Virginia	15-6	462	2
14	Virginia	15-5	361	6
15	Virginia Tech	14-4	314	2
16	Texas	13-6	308	3
17	Texas Tech	14-7	224	6
18	USC	18-4	218	-
19	Kansas	17-7	168	5
20	Arkansas	17-5	134	6
21	Oklahoma State	14-6	132	1
22	Loyola Chicago	19-4	124	1
23	Oregon	14-4	115	2
24	Wisconsin	16-8	105	3
25	San Diego State	17-4	96	1

Others receiving votes: Missouri 83, Tennessee 74, Purdue 64, Belmont 45, Drake 22, UCLA 17, Clemson 16, LSU 13, Winthrop 9, BYU 9, Boise State 8, Wichita State 7, North Carolina 5, UConn 3, Seton Hall 1

2020-21 BIG TEN STANDINGS (AS OF 2/28)

Team	B1G	Pct.	Overall	Pct.
Michigan	13-1	0.929	18-1	0.947
Illinois	14-4	0.778	18-6	0.750
Iowa	12-6	0.667	18-7	0.720
Purdue	11-6	0.647	16-8	0.667
Ohio State	12-7	0.632	18-7	0.720
Wisconsin	10-8	0.566	16-9	0.640
Rutgers	9-9	0.500	13-9	0.591
Maryland	9-9	0.500	15-10	0.600
Michigan State	7-10	0.412	13-10	0.565
Indiana	7-10	0.412	12-12	0.500
Minnesota	6-12	0.333	13-12	0.520
Penn State	5-12	0.294	8-13	0.381
Northwestern	4-13	0.235	7-14	0.333
Nebraska	2-14	0.125	6-17	0.261

Date	Matchup or Result	Time
2/20	* Illinois 94, Minnesota 63	
2/20	* Purdue 75, Nebraska 58	
2/20	* Michigan State 78, Indiana 71	
2/21	* Michigan 92, Ohio State 87,	
2/21	* Iowa 74, Penn State 68	
2/21	* Maryland 68, Rutgers 59,	
2/21	* Wisconsin 68, Northwestern 51	
2/23	* Penn State 86, Nebraska 83,	
2/23	* Michigan State 81, Illinois 72	
2/24	* Rutgers 74, Indiana 63	
2/25	* Illinois 86, Nebraska 70	
2/25	* Michigan 79, Iowa 57	
2/25	* Michigan State 71, Ohio State 67	
2/25	* Northwestern 67, Minnesota 59	
2/26	Purdue at Penn State	6 p.m.
2/27	Michigan at Indiana	11 a.m.
2/27	Illinois at Wisconsin	1 p.m.
2/27	Minnesota at Nebraska	6 p.m.
2/28	Iowa at Ohio State	11 a.m.
2/28	Michigan State at Maryland	1 p.m.
3/1	Rutgers at Nebraska	6 p.m.
3/2	Illinois at Michigan	6 p.m.
3/2	Indiana at Michigan State	7 p.m.
3/2	Wisconsin at Purdue	8 p.m.
3/3	Minnesota at Penn State	6 p.m.
3/3	Maryland at Northwestern	8 p.m.
3/4	Michigan State at Michigan	6 p.m.
3/4	Nebraska at Iowa	8 p.m.
3/6	Rutgers at Minnesota	11 a.m.
3/6	Indiana at Purdue	1 p.m.
3/6	Illinois at Ohio State	3 p.m.
3/7	Wisconsin at Iowa	11:30 a.m.
3/7	Nebraska at Northwestern	12:30 p.m.
3/7	Michigan at Michigan State	3:30 p.m.
3/7	Penn State at Maryland	6 p.m.

SCOUTING RUTGERS

Rutgers is closing in on its first NCAA Tournament bid since 1991, as the Scarlet Knights enter the final week of the season with a 13-9 record. Last season under Steve Pikiell, Rutgers went 20-11 and tied for fifth in the Big Ten with an 11-9 mark. A former player at UConn, Pikiell spent the previous 11 seasons at Stony Brook, leading the program to six postseason appearances in seven years, including an NCAA bid in 2016.

Rutgers went 4-0 against a limited non-conference schedule, highlighted by a win over Syracuse, and was 7-1 at the start of January with the only loss coming to Ohio State. The Scarlet Knights then dropped five straight before righting the ship with four straight victories, including road wins at Indiana and Northwestern. Rutgers needs one win in its next two contests to finish .500 in the Big Ten.

The Scarlet Knights are led by Ron Harper Jr., who averages a team-best 15.7 points per game to pace three Scarlet Knights in double figures. Harper, who also averages 6.0 rebounds per game, leads Rutgers with 38 3-points, including four in the win over Indiana. Seniors Jacob Young (14.2 ppg, 3.4 apg) and Geo Baker (10.5 ppg, 3.2 apg) provide scoring punch, while Myles Johnson is one of the Big Ten's interior defenders, averaging 8.5 rebounds and 2.5 blocks per game.

Rutgers is holding opponents to 42 percent shooting, including 33 percent from 3-point range, and lead the Big Ten in blocked shots at 5.3 per game. The Scarlet Knights force 13.1 turnovers per game, while committing just 11.1 per contest.

Series History: Monday's matchup will be the 15th all-time meeting with the Scarlet Knights. Nebraska leads the all-time series 8-6 and has won seven of the 11 meetings since Rutgers joined the Big Ten. The Huskers look to snap a two-game losing streak, as Rutgers won both meetings in 2019-20. Prior to the Scarlet Knights joining the Big Ten, the two teams split a home-and-home series in 2006 and 2007. The only other meeting was a 19-point Rutgers win at the 1999 Hoop and Quill Classic in St. Charles, Mo.

Last Meeting: The Nebraska men's basketball team erased a 14-point second-half deficit at No. 24 Rutgers, but the Scarlet Knights scored the final nine points to rally for a 75-72 victory on Jan. 24, 2020

Nebraska led 72-66 with less than three minutes to play, but Geo Baker hit a pair of 3-pointers down the stretch, including the game-winner with 1.1 seconds remaining. Baker, who was 1-of-13 from 3-point range since returning to action after an injury, hit his only two baskets of the game after Nebraska rallied back from a 14-point second-half deficit into a six-point lead.

Nebraska nearly pulled out the come-from-behind win thanks to a big second half from Cam Mack, who was limited in the first half due to foul trouble. Mack scored 16 of his 19 points in the final period, including four 3-pointers. Thorir Thorbjarnarson tied his career highs with five 3-pointers and 17 points, falling just short of a double-double after grabbing eight rebounds. Jervay Green added 11 points off the bench, while Haanif Cheatham chipped in 10 points, as the Huskers had four players in double figures.

LAST TIME OUT

Nebraska's veterans made the plays down the stretch, as Nebraska snapped a five-game losing streak with a 78-74 victory over Minnesota Saturday night.

Kobe Webster, Thorir Thorbjarnarson and Derrick Walker combined for the Huskers final nine points after Minnesota whittled a 13-point deficit to 69-66 with 2:39 left. Thorbjarnarson found Walker for a pair of baskets, the second making it 73-68 with 1:38 left. Walker finished with career highs of 12 points and nine rebounds.

Minnesota, behind a 41-point effort from Marcus Carr, pulled to within 74-73 with 13.6 seconds left, but Webster sank a pair of free throws to push the lead to four with 8.5 seconds left. After Minnesota pulled to within 76-74, Thorbjarnarson iced the game by sinking a pair of free throws with 4.0 seconds remaining.

Thorbjarnarson and Webster finished with 10 points apiece, as five Huskers finished in double figures in the win. Dalano Banton paced the Huskers with 14 points and seven rebounds, as he had seven points in an 11-2 Husker run that turned a 53-49 lead into a 13-point cushion with 8:17 remaining. Trey McGowens had 11 points and five of the Huskers' 19 assists, as Nebraska shot 55 percent, including 9-of-17 from 3-point range.

NEBRASKA-RUTGERS AT A GLANCE

All-time Series: Nebraska leads 8-6

- In Lincoln: Nebraska leads, 4-1
At Pinnacle Bank Arena: Nebraska leads, 3-1
- In Piscataway: Rutgers leads, 4-2
Rutgers Athletic Center: Rutgers leads, 4-2
- St. Charles, Mo.: Rutgers leads, 1-0
- In Big Ten Conference games: Nebraska leads, 5-3
- In Big Ten Tournament games: Nebraska leads, 2-0

Husker-Scarlet Knight Superlatives

- Most consecutive wins (year ended): Nebraska 5 (2007-2016); Rutgers 2 (1999-2006; 2020)
- Most points scored: Nebraska, 90, at Piscataway, N.J., Jan. 9, 2016; Rutgers, 79, at Lincoln, Neb., Jan. 3, 2020
- Highest combined score: 161, Nebraska 89, Rutgers 72; at Indianapolis, Ind., March 9, 2016
- Biggest winning margin: Nebraska, 34, Piscataway, N.J., Jan. 10, 2016; Rutgers, 19, at St. Charles, Mo., Nov. 28, 1999

Series History

Date	Site	Rankings	Result	Nebr.	RU
11-28-99	N	-/-	L	62	81
12-2-06	A	-/-	L	73	75
12-9-07	H	-/-	W	63	51
1-8-15	H	-/-	W	65	49
1-9-16	A	-/-	W	90	56
2-6-16	H	-/-	W	87	64
3-9-16	N	-/-	W	89	72
1-21-17	A	-/-	L	64	65
1-24-18	A	-/-	W	60	54
2-10-18	H	-/-	W	67	55
1-21-19	A	-/-	L	69	76
3-13-19	N	-/-	W	68	61
1-3-20	H	-/-	L	62	79
1-25-20	A	-/24	L	72	75

WORTH NOTING

- Nebraska shot over 50 percent for the second time in the last three games, finishing at 54.5 percent, its highest percentage in Big Ten play this season.
- Nebraska shot a season-best 52.9 percent from 3-point range (9-of-17), the first time NU shot 50 percent of better from long range since Nov. 25, 2019 against Washington State.
- The home team has won 14 of the last 15 meetings in the series dating back to 2013.
- Nebraska put at least five players in double figures for the fifth time this season.
- Nebraska's 19 assists ties its highest effort in Big Ten play (at Penn State on 2/14).

Carr led Minnesota with 41 points, matching the most in a Big Ten game this season. NU made him work for his points, as he went 11-of-27 from the field and 13-of-16 from the line. Jamal Mashburn Jr. added 12 points, but the Gophers were held to 34 percent shooting, including 8-of-30 from long range.

STORYLINES

• Nebraska will play three games this week and will face a trio of opponents for the first time this season. Following Monday's game with Rutgers, the Huskers will travel to Iowa (Thursday) and Northwestern (Sunday). Entering next week's Big Ten Tournament, the Huskers will have played 14 games in 30 days since returning to action on Feb. 6 following its COVID-19 pause.

Nebraska played 11 games in 22 days in February, marking the first time since the 1919-20 season that the program has played double-figure games in February.

• Nebraska will look to record consecutive Big Ten home wins since downing Iowa on March 10, 2019 and beating Purdue on Dec. 15, 2019.

• Nebraska's two seniors have stepped up in recent weeks. Kobe Webster is averaging 8.3 points per game and shooting 42 percent from 3-point range over the last seven contests. He has reached double figures in Big Ten play in each of the last two games. Thorir Thorbjarnarson is averaging 6.8 points on 53 percent shooting along with 3.0 rebounds, 2.0 assists and 1.0 steals per game in NU's last four contests.

• Nebraska has gotten improved production from its posts in recent games. Derrick Walker is averaging 9.3 ppg on 68 percent shooting and 6.3 rebounds per game over the past three contests, while freshman Eduardo Andre is chipping in 5.3 points and 70 percent shooting and 3.3 rebounds per game in that same span. Both Walker (nine) and Andre (six) posted career-high rebound totals in Saturday's win over Minnesota.

• Nebraska's strength of schedule is now fourth nationally by KenPom entering Sunday's action. The 2020-21 season marks the second straight season NU has had a strength of schedule in the top 10 in KenPom. NU's schedule was eighth in 2019-20. The Huskers are one of only two teams nationally (also Minnesota) to have top-10 strength of schedules by KenPom in each of the last two years.

• The Big Ten had eight teams in the top 40 of the NET rankings on Feb. 28, including four of the top eight spots. This season, 12 of the Huskers' 17 losses have been Quad 1 losses.

• Nebraska has been much better defensively since returning from its pause last month. Over the last 11 games, NU has held six of its 11 opponents to 40 percent shooting, while only Illinois has shot over 48 percent in that span. NU has allowed 7.5 fewer points per game over the past 11 games, while holding teams to 41 percent shooting, including 30 percent from 3-point range.

• Nebraska is on track for one of its most prolific 3-point shooting seasons in school history. NU enters the Rutgers game with 8.0 3-pointers per game which is on pace to rank second in school history. It is not surprising that Nebraska has relied on its 3-point shooting in Hoiberg's tenure, as his Iowa State teams led the Big 12 in 3-pointers in four of his five seasons at the school.

Most 3-Pointers/Game in School History

No.	School	Games	3-Pointers/Game
1.	2001-02	28	9.54
-	2019-20	22	8.04
2.	2019-20	32	7.90
3.	2006-07	31	7.87
4.	2018-19	36	7.50

• The biggest beneficiary of Derrick Walker's insertion into the Husker attack has been Lat Mayen, who moved to his natural stretch four spot after playing in the post for the first half of the season. In the 12 games since Walker returned, Mayen is averaging 8.9 points per game on 42 percent shooting and 3.9 rebounds per game. In NU's first four conference games, he averaged just 5.5 ppg on 31 percent shooting.

• Teddy Allen and his younger brother Timmy are one of the highest scoring duos in college basketball. The pair combines for more than 32 points a game, a total which ranks second nationally among brother duos.

2020-21 Highest Scoring Brother Duos (as of Feb. 28)

No.	Total	Player-School (PPG)
1.	38.8	Julian Champagne-St. John's (20.0) and Justin Champagne-Pitt (18.8)
2.	32.3	Teddy Allen-Nebraska (15.6) and Timmy Allen-Utah (16.7)
3.	31.4	Michael Weathers-Texas Southern (15.3) and Marcus Weathers, Duquesne (16.1)

• Teddy Allen is one of just eight newcomers at power conference schools averaging at least 16.0 points per game. Allen is currently sixth in the Big Ten in scoring and the only newcomer in the top 10 of the Big Ten in scoring as of Feb. 27. His scoring average is on pace to be one of the highest scoring averages by a first-year Husker.

Highest Scoring NU Newcomers

No.	Player	PPG	Year
1.	Terran Petteway	18.1	2013-14
2.	James Palmer Jr.	17.2	2017-18
3.	Andrew White III	16.6	2015-16
-	Teddy Allen	16.5	2020-21

NU'S MOST FEB. GAMES

No.	Year	Feb. Games
1.	1913-14	13
2.	1919-20	11
	2020-21	11
4.	1910-11	10
5.	1906-07	10

IMPROVED BIG DEFENSE

When	FG Pct.	3PT. Pct	Reb	PPG
Pre Pause	.477	.341	-8.0	81.0
Post Pause	.407	.297	-6.9	73.5

CHANGES IN LAT-ITUDES

When	PPG	FG Pct	3-Pct.	RPG
Last 12 Games	8.9	.422	.383	3.9
First 11 Games	5.5	.307	.176	2.5

LEARFIELD IMG COLLEGE HUSKER SPORTS NETWORK

Kent Pavelka

- Is in his 34th season of calling Husker men's basketball
- Called NU basketball for two stretches from 1974-1996 before returning to play-by-play duties full time in 2006-07
- Called his 1,000th Husker basketball game in 2018-19
- Six-time Nebraska Sportscaster of the Year who was inducted into the Nebraska Broadcasters Hall of Fame in 2019

Jake Muhleisen

- Is in his third season as full-time color analyst
- Four-year starter at Nebraska from 2002-05
- Three-year team captain during his career

Ben McLaughlin

- Fills in as a color analyst for select broadcasts
- Co-hosts Sports Nightly and works on the Learfield IMG College football and baseball broadcasts

2020-21 Network Affiliates

City	Station	Location
Ainsworth	KBRB	1400 AM
Alliance	KCOW	1400 AM
Beatrice	KWBE	1450 AM
Broken Bow	KBBN	95.3 FM
Chadron	KCSR	610 AM
Columbus	KJSK	900 AM
Fairbury	KGMT	1310 AM
Falls City	KTNC	1230 AM
Fremont	KFMT	105.5 FM
Grand Island	KRGI	1430 AM
Hastings	KHAS	1230 AM
Holdrege	KUVR	1380 AM
Kearney	KGFV	1340 AM
Lexington	KRVN	880 AM
Lincoln	KLIN	1400 AM
McCook	KSWN	93.9 AM
Nebraska City	KNCY	1600 AM
Nebraska City	KBIE	103.1 FM
Norfolk	KNEN	94.7 FM
North Platte	KODY	1240 AM
North Platte	KXNP	106.1 FM
O'Neill	KRBX	102.9 FM
Omaha	KXSP	590 AM
Scottsbluff	KNEB	960 AM
Sidney	KSID	1340 AM
Superior	KRFS	1600 AM
Superior	KRFS	103.9 FM
Valentine	KVSH	940 AM

Nationwide

- Huskers.com & Huskers App
- TuneIn.com/Huskers & TuneIn App
- SiriusXM Satellite Radio

QUICK FACTS

University of Nebraska Information

Location Lincoln, Neb.
 Founded 1869
 Enrollment 25,057
 Nickname Cornhuskers, Huskers
 Colors Scarlet & Cream
 Affiliation NCAA Division I
 Conference Big Ten Conference
 Home Arena Pinnacle Bank Arena
 Capacity/Year Opened 15,000/2013
 Chancellor Ronnie Green
 Faculty Rep. Scott M. Fuess Jr.
 Athletics Director Bill Moos
 Deputy A.D./Chief of Staff John Johnson
 Athletic Dept. Phone (402) 472-4224
 Assistant A.D./Ticketing Holly Adam
 Ticket Office Phone (402) 472-3111 or 1-800-8BIGRED
 Website Huskers.com

Basketball History

First year of basketball 1896-97
 Regular-season conference titles (last) 7 (1950)
 Postseason conference titles (last) 1 (1994)
 All-time postseason appearances 26
 All-time postseason record 24-25
 NCAA Appearances (last) 7 (2014)
 NIT Appearances (last) 19 (2019)

Basketball Staff

Head Coach Fred Hoiberg
 Alma Mater (Year) Iowa State (1995)
 Record at Nebraska 13-42 (2nd season)
 Overall NCAA Coaching Record 128-98 (7th season)
 Assistant Coaches Matt Abdelmassih (2nd season)
 Armon Gates (3rd season)
 Doc Sadler (2nd season as asst./8th season overall)
 Special Assistant to the Head Coach Bobby Lutz (1st season)
 Strength Coach Tim Wilson
 Graduate Managers Jon Harris Jr. and Athan Katsantonis
 Director of Operations Luca Virgilio
 Asst. Director of Operations Sheryl Burbach
 Video Coordinator Matt Holt
 Director of Player Development Buzzy Caruthers
 Assistant Athletic Trainer R.J. Pietig
 Equipment Manager Pat Norris

2020-21 Team Information

2019-20 Record 7-25 (5-11 H, 0-12 A, 2-2 N)
 Big Ten Record (Finish) 2-18 (14th)
 2020 Big Ten Tournament 0-1, lost to Indiana 64-89
 Postseason None
 Starters Returning/Lost 2/3
 Lettermen Returning/Lost 5/7
 Scholarship Newcomers 9

Communications Contact

Sr. Assoc. Director/MBB Contact Shamus McKnight
 Office Phone (402) 472-7772
 Cell Phone (402) 540-0268
 E-Mail smcknight@huskers.com

Men's Basketball Links

Athletics Media Site huskers.com/mediafiles
 2020-21 MBB Site go.unl.edu/mbbmedia2021

• Seven members of the Nebraska basketball team were honored on Feb. 19 with spots on the Nebraska Scholar-Athlete Honor Roll. The Huskers on the list include Teddy Allen, Lat Mayen, Chris McGraw, Jace Piatkowski, Bret Porter, Thorir Thorbjarnarson, Derrick Walker and Kobe Webster. All Husker student-athletes combined for a school-record fall GPA of 3.325.

NEWCOMERS MAKING AN IMPACT

Nebraska knew it would be relying on newcomers with only three returnees on the 2020-21 roster. In the offseason, the Huskers added four scholarship players with previous Division I experience, as well as Division II transfer Trevor Lakes.

• Nebraska's top seven scorers by average are all newcomers. In all, 90 percent of the Huskers' offense and more than 80 percent of its rebounds have come from players who did not play at Nebraska last season.

• 70 of Nebraska's 72 double-figure efforts this season have been by players in their first season of competition at NU. Thorir Thorbjarnarson's 10-point effort was only the second double-figure effort by a Husker returnee this season and first since Yvan Ouedraogo's double-double vs. Doane on Dec. 17.

• According to KenPom, NU's returnees have played just 16.8 percent of total minutes this season, a total which ranks 328th nationally and last in the Big Ten. Every other Big Ten team had at least 40 percent or more as of Feb. 27. It is also the fourth-fewest among any power conference team.

• Nebraska's newcomers combined for nearly 4,000 points, 1,300 rebounds and 600 assists in their collegiate careers before joining the Husker program.

A HEAVY LOAD	
Category	Pct. by Newcomers
Points	90.3
Rebounds	81.8
Assists	87.7
Blocks	82.5
Steals	83.6

TEDDY'S BIG BALLGAME

Feb. 23 was a night to remember for Husker junior guard Teddy Allen. The 6-foot-6 junior poured in a career-high 41 points against Penn State while dishing out a career-best six assists and grabbing eight rebounds. It was just the fifth 40-point game in school history and was part of several records Allen tied or broke in the contest.

• Allen went 16-of-24 from the field, matching the school mark for field goals in a game. He tied Marvin Stewart's record of 16 which had stood since 1970. It was also the most ever by a Husker in a conference game. The previous record was 15, set four other times.

• His 41 points tied NU's school mark for points in a home game (Aleks Maric vs. KSU, 2007) and was the first 40-point game since Pinnacle Bank Arena opened in 2013.

• Allen had 28 first-half points, breaking the school record of 27 by James Palmer Jr. in the 2019 Big Ten Tournament against Rutgers.

• The 41-point night matched the highest scoring effort in the Big Ten this season (Luka Garza vs. Southern, 11/27 and Marcus Carr vs. Nebraska, 2/27).

• Over the last decade, only 12 players in Division I basketball have scored 40 or more points, grabbed eight or more rebounds and dished out at least six assists in a game, including just three other players in power conference programs.

SCHOOL SINGLE-GAME SCORING			
No.	Name	Opponent Date	Points
1.	Eric Piatkowski	vs. Okla. (3/11/94)	42
2.	Aleks Maric	Kansas St. (2/13/07)	41
	Teddy Allen	Penn State (2/23/21)	41
3.	Rich King	Northern Illinois (2/18/91)	40
	Jerry Fort	Missouri (2/22/75)	40

Power Conference Players Since 2011 with 40+ points, 8+ rebounds and 6+ assists in a game (per CBB Reference)

Player, School	Opponent	Date	Pts.	Reb.	Asst.
Buddy Hield, Oklahoma	at Kansas	1/4/2016	46	8	7
Ben Simmons, LSU	vs. North Florida	12/2/2015	43	14	7
Trae Young, Oklahoma	vs. TCU	1/13/2018	43	11	7
Teddy Allen, Nebraska	vs. Penn State	2/23/2021	41	8	6

BANTON IS HUSKERS' BIG GUARD

It is not often that you see a point guard handling jump ball duties, but Dalano Banton is not your typical point guard. The 6-foot-9 sophomore provides a unique focal point to the Huskers' attack and is averaging 9.9 points, 6.1 rebounds and 4.1 assists per game, as he leads NU in rebounds, assists and blocked shots.

A former top-100 recruit, Banton has reached double figures 13 times, including a 15-point, eight-rebound, four-assist performance against No. 9 Wisconsin on Dec. 22, and a 17-point effort against No. 19 Michigan on Dec. 25.

• He shined in Nebraska's win over Minnesota on Feb. 27 with 14 points, including seven in an 11-2 second-half run that broke open a four-point game.

• Banton reached double figures in both games at Maryland, including a trio of 3-pointers on Feb. 17.

• He grabbed 10 or more rebounds twice this season, including 10 boards against No. 21 Wisconsin on Feb. 10.

• Banton is one of 15 players nationally and one of four power conference players (Ziaire Williams-Stanford, Ayo Dosunmu-Illinois and Sahvir Wheeler-Georgia) with a triple-double this season as of Feb 28. Banton posted his first career triple-double with 13 points, 11 rebounds and 10 assists against Doane on Dec. 17.

BANTON BIG RANKS		
Category	Avg	BIG Rank
Assists per Game	4.1	8th
Rebounds Per game	6.1	18th
Asst-to-TO Ratio	1.7-to-1	14th
Blocks per Game	1.0	15th

BANTON POSTS TRIPLE-DOUBLE

Prior to Fred Hoiberg taking over the Nebraska basketball program, Nebraska never had a triple-double in a regular-season game, but now has had one in each of the past two seasons following Dalano Banton's triple-double against Doane on Dec. 17. In fact, the only two triple-doubles in the Big Ten have been by Huskers. Hoiberg has had three players on the

college level post a triple double, as Royce White of Iowa State had one in 2012 (10 points, 18 rebounds, 10 assists).

Nebraska Triple-Doubles Under Hoiberg

Player	Opponent	Date	Points	Rebounds	Assists
Cam Mack	Purdue	Dec. 15, 2019	11	10	12
Dalano Banton	Doane	Dec. 17, 2020	13	11	10

TEDDY BUCKETS

Junior college transfer Teddy Allen has lived up to his billing as an elite scorer in his first season at Nebraska. The 6-foot-6 junior guard leads Nebraska and ranks sixth in the Big Ten in scoring at 16.5 points per game while also chipping in 4.7 rebounds and 1.3 steals per game.

- Allen is the only newcomer listed in the top 10 of the Big Ten in scoring as of Feb. 27.
- He has been in double figures in 18 of his 22 appearances this season, including a team-best eight 20-point performances, highlighted by his 41-point outburst against Penn State.
- He has scored 20 or more points in a half twice this season (21 vs. Michigan; 28 vs. Penn State).
- His basket with 12.3 seconds left at Penn State proved to be the go-ahead basket in NU's 62-61 victory on Feb. 14.
- Allen has played well against the Huskers' toughest opponents, averaging 16.2 ppg on 45 percent shooting, including 43 percent from 3-point range, in NU's eight games against ranked opponents this season.
- Earlier this season, he had 28 points and a personal-best nine rebounds at No. 8 Creighton on Dec. 11.
- He also had 25 points against No. 19 Michigan on Christmas Day and scored 19 of his 23 points in the second half against No. 17 Michigan State on Jan. 2.
- He has 11 career 20-point games, including three during his freshman season at West Virginia in 2017-18.
- Allen averaged 31.4 points per game at Western Nebraska Community College last season, the highest average by any junior college player since the 2013-14 season.

STEALS = BASKETS

Nebraska's length on the defensive end has been disruptive during the first half of the campaign. The Huskers enter the Rutgers contest ranked third in the Big Ten with 7.2 steals per game.

- Nebraska has five games with at least 10 steals, including 13 steals at Maryland on Feb. 16 and 12 steals at Michigan State on Feb. 6.
- The Huskers rank third in the Big Ten in forcing turnovers at 13.4 per game. Only Penn State (14.5) and Minnesota (13.8) ranks higher in the Big Ten.
- Trey McGowens ranks fourth in the Big Ten with steals at 1.4 per game. He finished in the top five in the ACC in steals in both his seasons at Pittsburgh, finishing third as a freshman (1.9 spg) and fourth last season (1.9 spg).
- Nebraska will look to finish among the top three teams in the Big Ten in steals for the third straight year (2019-20, 7.0, second; 2018-19, 7.2, third).
- Nebraska had 10+ steals in each of its first three games, marking the first time since the 2016-17 season and just the second time since 2010.

HUSKERS LOOK TO PUSH PACE

When Nebraska coach Fred Hoiberg talks about playing with pace, he means it. His first Nebraska team led the Big Ten and was the only conference program in the top-50 nationally in tempo in 2019-20. It was the highest finish of any Big Ten program in the KenPom database since the site began tracking in 2001-02.

In six full seasons as a college head coach, his teams have ranked in the top-50 in tempo five times - that matches the entire number of times that a Big Ten program has done it since the 2001-02 campaign. Prior to Hoiberg's arrival, the last time a Husker team was in the top-100 nationally in tempo according to KenPom was in 1999-2000 under Danny Nee.

Pace Under Hoiberg

Year	Hoiberg-Coached Team	Big Ten Leader
2010-11	Iowa State (34th)	Iowa (100th)
2011-12	Iowa State (128th)	Iowa (70th)
2012-13	Iowa State (30th)	Iowa (95th)
2013-14	Iowa State (12th)	Iowa (29th)
2014-15	Iowa State (10th)	Minnesota (47th)
2019-20	Nebraska (16th)	Same

FROM COLLEGE TO THE NBA AND BACK AGAIN

Nebraska's Fred Hoiberg is in an exclusive club, as he was one of just nine current D-I coaches to coach in both Division I and in the NBA in 2020-21. He spent three-plus seasons with the Chicago Bulls, guiding the Bulls to the NBA Playoffs in 2016. Hoiberg's 270 regular-season NBA games rank second among the 10 former NBA coaches in the collegiate ranks. Hoiberg also brings five years of NBA front office experience, as he worked with the Minnesota Timberwolves from 2005 to 2010.

Coach, School	NBA Head Coach, Years
John Calipari, Kentucky	New Jersey, 1996-99
Leonard Hamilton, Miami	Washington, 2000-01
Fred Hoiberg, Nebraska	Chicago, 2015-18
Lindsey Hunter, Mississippi Valley State	Phoenix, 2013
Lon Kruger, Oklahoma	Atlanta, 2000-03
Larry Krystkowiak, Utah	Milwaukee, 2007-08
Eric Musselman, Arkansas	Golden State, 2002-04; Sacramento, 2006-07

TOP-10 PINNACLE BANK ARENA CROWDS

No.	Attend.	Opponent	Date
1.	15,998	Wisconsin	March 9, 2014
2.	15,991	Penn State	Feb. 25, 2018
3.	15,987	Tennessee-Martin	Nov. 28, 2014
4.	15,978	Northwestern	March 1, 2014
5.	15,952	Iowa	Jan. 27, 2018
6.	15,950	Creighton	Dec. 8, 2018
7.	15,949	Arkansas State	Dec. 14, 2013
8.	15,946	South Dakota State	Nov. 15, 2019
9.	15,945	Minnesota	Jan. 26, 2014
10.	15,933	Iowa	Feb. 22, 2015

RECORD AT PINNACLE BANK ARENA

Season	Wins	Losses	Pct.
2013-14	15	1	.938
2014-15	10	6	.625
2015-16	10	8	.556
2016-17	8	8	.500
2017-18	16	1	.941
2018-19	13	5	.722
2019-20	5	11	.313
2020-21	5	9	.357
Totals	82	49	.626

2020-21 MISC. STATS

DOUBLE DOUBLES

Dalano Banton vs. Doane 13 pts., 11 reb., 10 asst.
Yvan Ouedraogo vs. Doane 13 pts., 13 reb.

TEAM LEADERS

Double-Figure Scoring Games: Allen-18; Banton-13
McGowens-14; Webster-9; Mayen-8; Stevenson-5;
Lakes-1; Ouedraogo-1; Walker-2; Thorbjarnarson-1

10+ Rebounding Games:..... Banton-2; Ouedraogo-1;
Mayen-1

Double-Doubles: Banton-1; Ouedraogo-1

Triple-Doubles:..... Banton-1

20-Point Games: Allen-8; Webster-1; McGowens-1

30-Point Games: Allen-1

40-Point Games: Allen-1

Games Leading NU in Scoring:* ..Allen-12; Banton-4; McGowens-3;
Stevenson-2; Webster-1; Mayen-3

Games Leading NU in Rebounding:*Banton-9; Ouedraogo-4;
Allen-7; Mayen-3; McGowens-2; Walker-3

Games Leading NU in Assists:* Banton-14; Thorbjarnarson-3;
Mayen-1; Allen-2; McGowens-2; Walker-1

Games Leading NU in Blocks* Banton-10; Ouedraogo-5;
Mayen-7; Walker-4; McGowens-2; Porter-1; Allen-1;
Stevenson-2; Thorbjarnarson-1

Games Leading NU in Steals Allen-8; McGowens-13;
Banton-5; Thorbjarnarson-5; Stevenson-3; Mayen-3;
Ouedraogo-3; Walker-3; Wood-1; Webster-1

*-Includes Ties

AROP TO MISS 2020-21 SEASON

University of Nebraska Head Coach Fred Hoiberg announced on Nov. 12 that sophomore Akol Arop will miss the entire 2020-21 season following knee surgery.

Arop played in 21 games as a true freshman for the Huskers. While he averaged just 1.0 points and 1.3 rebounds per game in 2019-20, Arop saw most of his action down the stretch, playing at least 20 minutes in each of the Huskers' final three games.



HUSKERS' SOCIAL JUSTICE PATCH

No more hashtags, only change.

Amidst the national protests and a summer of unrest and injustice, Nebraska Men's Basketball was inspired to become change agents in the fight against injustice. As the first Nebraska Athletics coach to comment on the protests publicly, coach Fred Hoiberg and staff made it a priority to discuss the events with his team in May and June 2020. What transpired was an overwhelming message of change. And most importantly, no more hashtags.

This season, The NCAA Playing Rules Oversight Panel approved rules to allow student-athletes in all sports to wear patches on their uniforms for commemorative and memorial purposes, as well as to support social justice issues. Nebraska Men's Basketball wanted to create a patch with a message, one specific to their team.

As Kobe Webster and Teddy Allen closed the speech, Allen called for action. No more hashtags, only change. This phrase, not meant to only inspire action instead of talk, is also meant to inspire no more hashtags of names, specifically of victims of injustice. The patch symbolizes the need to move toward actionable steps outlined. Bring awareness to the issues, educating yourself on these issues, being unified on creating change in the world, and the plea to have no more names becoming hashtags.

Nebraska Men's Basketball has made statements, the team has now shifted to action. Among the first teams in the country to declare Election Day an off day for athletes to vote, the team also held educational sessions throughout the summer and fall, meeting with the Lincoln Police Department, the Malone Center, and collaborating with the Diversity and Inclusion Director to establish a plan of action moving forward.

HUSKERS IN THE PROS

NBA or NBA G League

Player (Years at NU)	Current Team	League
Isaiiah Roby (2017-19)	Oklahoma City Thunder	NBA
Andrew White III (2015-16)	Westchester Knicks	G League
James Palmer Jr. (2018-19)	Agua Caliente Clippers	G League

Overseas

Player (Years at NU)	Current Team	Country
Steffon Bradford (2000-01)	Sheffield	United Kingdom
Sek Henry (2007-10)	Pinar Karsiyaka	Turkey
Kris Douse (2007)	BC Mess	Luxembourg
Ryan Anderson (2007-10)	Niagara River Lions	Canada
Christian Stanhardinger (2010-11)	San Migeul	Philippines
Caleb Walker (2011-12)	Fos Provence	France
Jorge Brian Diaz (2010-12)	Quebradillas	Puerto Rico
Bo Spencer (2012)	Abejas	Mexico
Terran Petteway (2014-15)	Peristeri	Greece
Shavon Shields (2013-16)	Milano	Italy
Tai Webster (2014-17)	New Zealand Breakers	Australia
Jack McVeigh (2016-18)	Adelaide	Australia
Duby Okeke (2018)	Real Murcia	Spain
Anton Gill (2017-18)	Kipina	Finland
Isaac Copeland Jr. (2018-19)	KTE-Duna	Hungary
Glynn Watson Jr. (2016-19)	Kolososs HH	Greece
Matej Kavas (2020)	Valladolid	Spain
Haanif Cheatham (2020)	Leones de Ponce	Puerto Rico

Rick Pitino, Iona
Darrell Walker, Arkansas Little Rock
as of Feb. 28, 2021

New York, 1987-89; Boston, 1997-2001
Toronto, 1996-98; Washington, 1999-2000

HUSKERS SIGN TALENTED TRIO

The three-member class that the Nebraska basketball program signed in November for next season has been lauded as one of the nation's top recruiting classes.

The trio of Wilhelm Breidenbach, Bryce McGowens and Keisei Tominaga has NU ranked 16th in the ESPN.com team ranking as of Dec. 10th. The class ranks third in the Big Ten to Michigan and Michigan State, and Nebraska is one of three Big Ten programs – joining Michigan and Michigan State – in signing a five-star recruit in the class of 2021.

- NU's class features a pair of top-100 recruits in McGowens and Breidenbach, who are two of the three-highest-rated players Nebraska has signed in the 247 composite database, which compiles all of the major recruiting sites into one list.
- McGowens is listed as a 5-star recruit by all three national publications (ESPN, 247, Rivals) and is a consensus top-25 national player (ESPN, 247 Sports, Rivals). He is the highest-ranked recruit Nebraska has signed since the current national recruiting sites began nearly 20 years ago.
- Breidenbach is a four-star recruit by both ESPN and 247 Sports and is ranked No. 63 by ESPN and No. 87 on 247Sports composite rankings.

ATHLETIC FAMILY TIES

- Nebraska has several players whose relatives played collegiately, including Jace Piatkowski, whose father Eric scored nearly 2,000 points at Nebraska before spending 14 years in the NBA.

Athletic Families

Player	Relative	College (Sport)
Teddy Allen	Timmy Allen (Brother)	Utah (MBB)
Akol Arop	Aguek Arop (Brother)	San Diego State (MBB)
Trey McGowens	Bobby McGowens (Father)	Clemson (FB)/South Carolina State (MBB/FB)
	Pam Owens (Mother)	Western Carolina (WBB)
	Bryce McGowens (Brother)	Signed with Nebraska (MBB)
Jace Piatkowski	Eric Piatkowski (Father)	Nebraska (MBB)
Bret Porter	Budge Porter (Father)	Nebraska (FB)
	Mort Porter (Grandfather)	Nebraska (FB)
	Grove Porter (Great Grandfather)	Nebraska (FB)
Elijah Wood	Anthony Wood (Father)	Hampton (MBB)

NEBRASKA BOASTS HIGHEST EVER GSR SCORE

Nebraska student-athletes have posted a 94 percent NCAA Graduation Success Rate (GSR), continuing the Huskers' long tradition of being a national leader in the classroom. The NCAA released its GSR scores on Nov. 17, with Nebraska recording its highest all student-athlete rate for the eighth consecutive year. It also marked the third straight year Nebraska has achieved a GSR of 90 percent or higher.

- At the conference level, the 94 percent mark is tied for second among 14 Big Ten schools. On the national scale, Nebraska's GSR ranks in a tie for 10th among 65 Power Five Schools, and third among public institutions at the Power Five level.
- The Husker men's basketball program achieved a 100 percent GSR and was one of 13 Husker programs to post a 100 GSR in the latest rankings.
- The 94 percent GSR rate is another milestone for a program that has long been a national leader in academic and athletic achievement. Nebraska leads the nation with 340 CoSIDA Academic All-Americans in school history across all sports. Nebraska also leads the nation with 18 NCAA Today's Top 10 Award winners.

MISSING THAT HOME CROWD ADVANTAGE

With no fans allowed in 2020-21, Nebraska will miss out on the fan support which has ranked among the nation's best since moving into Pinnacle Bank Arena in 2013-14.

- Nebraska has ranked in the top 15 nationally in average attendance in each of the past seven seasons, averaging sellout crowds in the 15,000-seat arena.
- In 2019-20, the Huskers finished the home portion of their campaign averaging 15,605 fans per game for 16 home games. The average set NU's single-season record, breaking the mark of 15,569 per game set during the 2014-15 season despite posting a 7-25 record.
- Nebraska is one of nine schools in the country to average 15,000+ fans per contest in each of the last seven seasons (2014-20), joining Kentucky, Syracuse, Louisville, North Carolina, Wisconsin, Indiana, Kansas and Creighton.

LINCOLN NAMED HAPPIEST CITY IN U.S.

In December of 2020, *Men's Health* Magazine named Lincoln the "Happiest City in America." The factors included in the research methodology included well-being (based on predictive Twitter language) and mental health (rates of depression, suicides, and mental-health status) as well as community (local organization engagement), financial well-being (employment, income equality, home ownership, and access to adequate housing), environment (park and traffic proximity), and physical health (including activity levels, obesity, and sleep).

NEBRASKA HEAD COACH FRED HOIBERG

AT NEBRASKA (2019-PRESENT)

• Hired as Nebraska's 28th men's basketball coach on March 30, 2019, a position his grandfather (Jerry Bush) held for nine seasons from 1954 to 1963.

CHICAGO BULLS (2015-18)

- Coached the Chicago Bulls for three-plus seasons, posting a 115-155 record.
- Became just the fifth coach in franchise history to post a winning record in his debut season.
- Took the Bulls to the 2017 NBA Playoffs where they won the first two games against the top-seeded Boston Celtics, as the Bulls were the first No. 8 seed to take a 2-0 lead against a No. 1 seed since 1993.
- Was the fifth coach in NBA history to have each of his first two career playoff victories come on the road.

IOWA STATE (2010-15)

- Served as head coach at his alma mater for five seasons, posting a 115-56 record, which is the top winning percentage in school history (.673).
- Led the Cyclones to four straight NCAA Tournament appearances - a program record - while his 115 wins were the most in a five-year stretch in school history.
- Guided Iowa State to back-to-back Big 12 Tournament titles in 2014 and 2015.
- Produced four All-Americans, 12 All-Big 12 honorees and 10 players who played in the NBA.
- Named Big 12 Coach of the Year in 2012, as the Cyclones went from three conference wins to 12 in one season.
- Won 28 games and reached the NCAA Sweet 16 in 2014.
- Led the Big 12 in scoring offense in two of his last four seasons and topped the conference in 3-pointers four times in five years.

MINNESOTA TIMBERWOLVES (2005-10)

- Served as Vice President of Basketball Operations in 2009-10, overseeing the day-to-day operations of basketball programs including college and pro scouting, salary cap management and NBA Draft preparations.
- Was the Assistant General Manager for three seasons, helping the Timberwolves orchestrate a draft-day trade for five-time all-star Kevin Love in 2008.

AS AN NBA PLAYER (1995-2005)

- Spent 10 years in the NBA with the Indiana Pacers (four seasons), Chicago Bulls (four seasons) and Minnesota Timberwolves (two seasons) after being selected in the second round of the 1995 NBA Draft.
- Was a member of three NBA Playoff Teams, including a Timberwolves team that reached the 2004 Western Conference Finals.
- Shot 40 percent from 3-point range during his career and led the NBA in 3-point shooting in his final season (48.3, 2004-05).
- Ended his NBA career abruptly at the age of 33 after undergoing open-heart surgery to repair an aneurysm in his aortic root.

IOWA STATE PLAYING CAREER (1991-95)

- Started all four seasons at Iowa State, averaging 15.8 points, 6.9 rebounds, 2.8 assists and 1.6 steals per game in his collegiate career.
- His No. 32 was retired by Iowa State in 1997 and Hoiberg is a member of the ISU Hall of Fame.
- Garnered third-team All-America honors as a senior in 1994-95, averaging 19.9 points per game to help the Cyclones win a then-school-record 23 games and was named Big Eight Co-Male Athlete of the Year in 1995.
- Two-time Academic All-American who was inducted into the CoSIDA Academic Hall of Fame in 2016.



FRED HOIBERG'S COLLEGIATE COACHING RECORD

Year	School	Overall Record	Pct.	Conf. Record	Pct	Conf. Finish	Postseason
2010-11	Iowa State	16-16	.500	3-13	.188	12th	None
2011-12	Iowa State	23-11	.676	12-6	.677	T-3rd	NCAA Third Round
2012-13	Iowa State	23-12	.657	11-7	.611	T-4th	NCAA Third Round
2013-14	Iowa State	28-8	.778	11-7	.611	T-3rd	NCAA Sweet 16
2014-15	Iowa State	25-9	.735	12-6	.677	T-2nd	NCAA Second Round
2019-20	Nebraska	7-25	.219	2-18	.100	14th	None
2020-21	Nebraska	6-17	.227	2-14	.125	-	-
Totals		128-98	.566	53-71	.427		

Nebraska Team

Ranked in the top 5 (AP Poll) Never Happened
 Ranked in the top 10 (AP Poll) March 1, 1966
 Ranked in the top 20 (AP Poll) Jan. 2, 1995
 Ranked in the top 25 (AP Poll) Dec. 31, 2018 (No. 24)
 Ranked in the top 25 (USA Today Coaches Poll) Dec. 31, 2018 (No. 23)

Played AP Poll No. 1 ranked team lost at No. 1 Indiana (47-76), 2/13/2013
 Defeated AP Poll No. 1 ranked team at No. 1 Missouri (67-51), 2/6/1982
 Played AP Poll No. 2 ranked team lost at No. 2 Michigan (47-62), 1/9/13
 Defeated AP Poll No. 2 ranked team vs. No. 2 Oklahoma State (85-69), 2/5/1992
 Played Team Ranked 1-5 by AP lost at No. 5 Illinois (70-86), 2/25/2021
 Defeated Team Ranked 1-5 by AP vs. No. 3 Texas (70-67), 2/19/2011
 Played Team Ranked 6-10 by AP lost to No. 6 Illinois (72-77, OT), 2/12/2021
 Defeated Team Ranked 6-10 by AP vs. No. 9 Wisconsin (77-68), 3/9/2014
 Defeated Team Ranked 11-25 by AP vs. No. 21 Maryland (68-61), 3/14/2019
 Defeated Team Ranked 1-10 by AP on Road at No. 9 Michigan State (60-51), 2/16/2014
 Defeated Ranked Team by AP on Road vs. No. 25 Indiana (66-51), 1/14/2019

Scored 100 or more points 110; vs. Doane, 12/17/2020
 Scored 90 or more points 110; vs. Doane, 12/17/2020
 Scored 80 or more points 110; vs. Doane, 12/17/2020
 Scored less than 50 points 48; vs. Wisconsin, 2/10/2021
 Scored less than 40 points 38; at Oregon, 12/15/2012
 Shot 75% from the field 750, vs. Nebraska-Omaha (42-56), 1/25/1988 \$
 Shot 70% from the field 723; vs. UNC Wilmington (34-47), 12/5/1997
 Shot 60% from the field 628; vs. Northwestern (27-43), 2/3/2015

Made 50 or more free throws Never Happened
 Made 40 or more free throws 43, vs. Texas (43-59), 1/3/1996 - \$
 Made 30 or more free throws 37; vs. UTSA (37-50), 12/20/2017
 Made 25 or more free throws 25; vs. Illinois (25-30), 12/2/2018
 Attempted 60 or more free throws 60, vs. Kansas State (36-60), 1/11/1954 - \$
 Attempted 50 or more free throws 50, vs. UTSA (37-50), 12/20/2017
 Attempted 40 or more free throws 50, vs. UTSA (37-50), 12/20/2017
 Attempted 30 or more free throws 30; vs. South Dakota (21-30), 12/1/2020
 Shot 100% from the foul line (min 10 att.) 1.000; at Penn State (16-16), 1/19/2013
 Shot 95% from the foul line (min 10 att.) 1.000; at Penn State, (16-16), 1/19/2013
 Shot 90% from the foul line (min 10 att.)913; vs. Oklahoma State (21-23), 12/16/2018

Made 20 or more 3-pointers Never Happened
 Made 15 or more 3-pointers 15; vs. Mississippi Valley State (15-37), 11/6/2018
 Made 10 or more 3-pointers 12; vs. Penn State (12-25), 2/23/2021
 Made 0 3-pointers 0; vs. Jacksonville State (0-5), 12/18/2012
 Held Opponent to 0 3-pointers 0; Southeastern Louisiana, 11/22/2015
 Attempted 40 or more 3-pointers 41; vs. Nevada (9-41), 11/26/2020 \$
 Attempted 30 or more 3-pointers 33; at Ohio State (5-33), 12/30/2020
 Attempted 20 or more 3-pointers 21; at Illinois (5-21), 2/25/2021
 Shot 75% from 3-point range (min. 10 att.)750, vs. UT-Pan American (9-12), 12/2/2009 - \$
 Shot 60% from 3-point range (min. 10 att.)647; vs. USC (11-17), 12/3/2012
 Shot 50% from 3-point range (min. 10 att.)529; vs. Minnesota (9-17), 2/27/2021
 Shot 50% from 3-point range (min. 20 att.)571; vs. Southern (12-21), 11/22/2019

Had 60 or more rebounds 60; vs. Oral Roberts, 12/22/1999
 Had 50 or more rebounds 44; vs. Doane, 12/17/2020

Had 30 or more assists 35, vs. Northeastern Illinois, 12/21/1994
 Had 25 or more assists 25; vs. Doane, 12/17/2020
 Had 20 or more assists 25; vs. Doane, 12/17/2020
 Had 15 or more assists 19; vs. Minnesota, 2/27/2021

Had 20 or more steals 23, vs. Texas Tech, 3/4/1999 - \$
 Had 15 or more steals 16, vs. McNeese State, 11/28/2020
 Had 10 or more steals 13, at Maryland, 2/16/2021

Had 15 or more blocked shots 15, vs. Coppin State, Dec. 6, 1996 - \$
 Had 10 or more blocked shots 14; at Northwestern, 1/2/2018

Had 30 or more turnovers 31, at Creighton, 12/11/2005
 Had 20 or more turnovers 25; at Creighton, 12/11/2020
 Had 5 or less turnovers 5; vs. Purdue, 2/23/2019

Nebraska Player...

Had 20 or more points: 41; Teddy Allen vs. Penn State, 2/23/2021
Had 25 or more points: 41; Teddy Allen vs. Penn State, 2/23/2021
Had 30 or more points: 41; Teddy Allen vs. Penn State, 2/23/2021
Had 40 or more points: 41; Teddy Allen vs. Penn State, 2/23/2021
Had 20 or more points in a half (1st): 28-5; Teddy Allen vs. Penn State (1st), 2/23/2021

Had No Player in Double Figures: vs. Ohio State, 1/21/2012
Had Five Players with 10 or more points vs. vs. Minnesota, 2/27/2021
 ...Dalano Banton (14), Derrick Walker (12), Trey McGowens (11), Kobe Webster (10), Thorir Thorbjarnarson (10)

Had Six Players with 10 or more points vs. McNeese State, 11/25/2020
 Teddy Allen (14); Trey McGowens (14); Shamiel Stevenson (14) Dalano Banton;
 Kobe Webster (13); Lat Mayen (13)

Two Huskers with 20 or more points, same game: vs. Michigan State, 1/2/2021
 Teddy Allen (23) and Trey McGowens (20)

Three Huskers with 20 or more points, same game: Iowa, 3/10/2019
 James Palmer Jr. (30), Glynn Watson Jr. (23), Isaiah Roby (23)

Two Huskers with 30 or more points, same game: vs. Oregon, 11/25/1995
 Tyronn Lue (30) & Jaron Boone (30) - only time in school history

Had 10 or more rebounds: 10; Dalano Banton vs. Wisconsin, 2/10/2021

Had 15 or more rebounds: 19; Yvan Ouedraogo vs. Northwestern, 3/1/2020

Had 20 or more rebounds: 21, Kimani Ffriend vs. Oral Roberts, 12/22/1999

Had 25 or more rebounds: 26, Bill Johnson vs. Iowa State, 1/4/1954 - \$

Two Huskers with 10 or more rebounds, same game: vs. Doane, 12/17/2020
 (Yvan Ouedraogo-13; Dalano Banton-11)

Three Huskers with 10 or more rebounds, same game: vs. Texas Tech, 1/19/2000
 (Steffon Bradford 16; Kimani Ffriend 12; Louis Truscott 11)

Had 5 or more 3-pointers: 6; Teddy Allen vs. Penn State (6-9), 2/23/2021

Had 6 or more 3-pointers: 6; Teddy Allen vs. Penn State (6-9), 2/23/2021

Had 7 or more 3-pointers: 7; Glynn Watson Jr. vs. Iowa (7-12), 3/10/2019

Had 8 or more 3-pointers: 8; Cary Cochran, vs. Baylor (8-13), 2/27/2002 - \$

Had 5 or more assists: 6; Teddy Allen vs. Penn State, 2/23/2021

Had 10 or more assists: 10; Dalano Banton vs. Doane, 12/17/2020

Had 15 or more assists: 15; Charles Richardson vs. Rutgers, 12/2/2006

Had 18 or more assists: 18; Brian Carr, at Evansville, 1/3/1985 - \$

Had 5 or more blocked shots: 5; Isaiah Roby vs. Northwestern, 2/16/2019

Had 6 or more blocked shots: 6; Isaiah Roby vs. Eastern Illinois, 11/11/2017

Had 7 or more blocked shots: 7; John Turek vs. Colorado, 3/2/2005

Had 9 or more blocked shots: 9; Mikki Moore vs. Coppin State, 12/6/1996 - \$

Had 10 or more blocked shots: Never Happened

Had 5 or more steals: 5; Teddy Allen vs. North Dakota State, 11/28/2020

Had 6 or more steals: 6; Glynn Watson Jr. vs. Long Beach State, 11/26/2017

Had 7 or more steals: 7; Brandon Richardson at Ohio State, 1/3/2012

Had 8 or more steals: 8, Cookie Belcher vs. Oklahoma St., 2/7/2001 - \$

Had 10 or more steals: Never Happened

Had Triple-Double (Points/Rebounds/Assists):
 10; Dalano Banton vs. Doane, 12/17/2020 (13/11/10)

Had Two Players with Double-Doubles:
 Yvan Ouedraogo and Dalano Banton vs. Doane (12/17/2020)

Had Double-Double (Points/Assists): 10; Dalano Banton vs. Doane, 12/17/2020 (13/11/10)

Had Double-Double (Points/Rebounds): Yvan Ouedraogo vs. Doane, 12/17/2020 (13/13)

Had Double-Double (Points/Steals): Never Happened

Had Double-Double (Points/Blocks): Never Happened

\$ - School Record - # - Tied School record
 As of 2/28/2021


2020-21 TELEVISION/RADIO ROSTER




0 | TEDDY ALLEN
Jr. | G | 6-6 | 223




2 | TREY MCGOWENS
Jr. | G | 6-4 | 191



3 | ELIJAH WOOD
Fr. | G | 6-5 | 174



4 | SHAMIEL STEVENSON
Jr. | G/F | 6-6 | 245




10 | KOBE WEBSTER
Sr. | G | 6-0 | 172




11 | LAT MAYEN
Jr. | F | 6-9 | 205



13 | DERRICK WALKER
Jr. | F | 6-8 | 232



14 | TREVOR LAKES
Sr. | F | 6-7 | 215



21 | JACE PIATKOWSKI
Rfr. | G | 6-3 | 184




24 | YVAN OUEDRAOGO
So. | F | 6-9 | 245



30 | CHRIS MCGRAW
So. | G | 6-0 | 170




33 | AKOL AROP
So. | F | 6-5 | 203



34 | THORIR THORBJARNARSON
Sr. | G | 6-6 | 202



35 | EDUARDO ANDRE
Fr. | F | 6-10 | 228



44 | BRET PORTER
Rfr. | F | 6-5 | 228



45 | DALANO BANTON
So. | G | 6-9 | 204



FRED HOIBERG
Head Coach



MATT ABDELMASSIH
Assistant Coach



ARMON GATES
Assistant Coach



DOC SADLER
Assistant Coach



BOBBY LUTZ
Special Assistant to the Head Coach



LUCA VIRGLIO
Director of Basketball Operations



TIM WILSON
Strength Coach



MATT HOLT
Video Coordinator



BUZZY CARUTHERS
Director of Player Development



R.J. PIETIG
Athletic Trainer




PAT NORRIS
Equipment Manager



SHERYL BURBACH
Assistant Director of Basketball Operations



JOHN HARRIS JR.
Graduate Manager



ATHAN KATSANTONIS
Graduate Manager

2020-21 GAME-BY-GAME COMPARISON

Team	FG-FGA	Pct.	3FG-3FGA	Pct.	FT-FTA	Pct.	O-D	Reb.	PF	A	TO	B	S	Pts.	W/L
McNeese State	21-55	.382	7-22	.318	6-14	.429	12-23	35	26	10	27	5	3	55	
at Nebraska	36-72	.500	10-24	.417	20-29	.690	17-28	45	15	19	10	4	16	102	W
Nevada	24-50	.480	6-21	.286	15-22	.682	10-39	49	27	12	21	1	3	69	
at Nebraska	18-62	.290	9-41	.220	21-30	.700	11-20	31	24	13	9	1	12	66	L
North Dakota State	20-69	.290	6-26	.250	11-16	.688	22-29	51	17	8	17	4	4	57	
at Nebraska	29-63	.460	9-32	.281	12-20	.600	10-32	42	16	15	10	4	11	79	W
South Dakota	23-65	.346	7-26	.354	16-21	.762	10-28	39	21	14	13	3	6	69	
at Nebraska	24-60	.400	7-24	.292	21-30	.700	11-35	46	20	10	15	3	9	76	W
Georgia Tech	26-58	.448	8-25	.320	15-20	.750	8-26	34	19	13	9	2	8	75	
at Nebraska	23-61	.377	8-23	.348	10-15	.667	15-27	42	19	14	16	1	3	64	L
at Creighton	38-73	.521	14-30	.467	8-13	.615	10-26	36	19	24	13	5	16	98	
Nebraska	25-57	.439	11-26	.423	13-22	.591	11-28	39	15	12	25	3	5	74	L
Doane	21-72	.292	13-46	.283	9-17	.529	9-25	34	18	15	13	2	6	64	
at Nebraska	41-74	.554	12-33	.364	16-25	.640	13-42	55	10	25	8	7	8	110	W
at No. 9 Wisconsin	22-55	.400	8-26	.308	15-15	1.000	6-34	40	12	14	11	1	0	67	
Nebraska	18-54	.333	8-27	.296	9-17	.529	6-25	31	15	12	9	6	6	53	L
No. 19 Michigan	30-59	.508	9-27	.333	11-14	.786	8-35	43	16	16	15	2	6	80	
Nebraska	25-64	.391	7-20	.350	12-20	.600	8-23	31	19	6	8	2	6	69	L
at No., 25 Ohio State	31-63	.492	12-32	.375	16-20	.800	11-34	45	18	16	10	3	5	90	
Nebraska	17-60	.283	5-33	.152	15-21	.714	13-22	35	20	3	15	3	6	54	L
No. 17 Michigan State	29-56	.518	7-23	.304	19-26	.731	9-20	29	21	12	13	5	6	84	
at Nebraska	27-55	.491	9-19	.474	14-19	.737	9-22	31	21	12	18	1	4	77	L
Indiana	30-65	.462	9-24	.375	15-25	.600	12-29	41	14	14	8	3	4	84	
at Nebraska	26-57	.456	9-23	.391	15-22	.682	5-25	30	19	16	9	2	4	76	L
at Michigan State	23-59	.390	6-23	.261	14-16	.875	12-35	47	24	16	22	7	7	66	
Nebraska	21-58	.362	3-17	.175	11-24	.458	10-24	34	18	11	17	6	12	56	L
at Minnesota	27-72	.375	8-36	.222	17-22	.773	16-30	46	24	15	11	4	4	79	
Nebraska	21-57	.368	3-15	.200	16-25	.640	11-32	43	22	12	18	5	6	61	L
No. 21 Wisconsin	20-62	.323	9-32	.281	12-17	.706	10-28	38	16	12	8	3	9	61	
at Nebraska	18-49	.367	5-15	.333	7-17	.412	8-33	41	19	13	17	2	5	48	L
No. 6 Illinois	28-58	.483	7-21	.333	14-22	.636	9-30	39	19	15	13	8	6	77	
Nebraska	24-65	.369	7-20	.350	17-25	.680	15-25	40	20	12	13	5	7	72	L (OT)
at Penn State	21-65	.323	9-31	.290	10-12	.833	13-26	39	9	13	12	3	7	61	
Nebraska	27-56	.482	7-19	.368	1-3	.333	5-30	35	12	19	16	6	7	62	W
at Maryland	23-53	.434	9-29	.310	9-10	.900	6-37	43	13	9	17	3	5	64	
Nebraska	18-54	.333	8-28	.286	6-12	.500	3-25	28	16	8	11	2	13	50	L
at Maryland	29-61	.475	13-33	.394	8-12	.667	7-23	30	9	18	4	4	8	79	
Nebraska	24-56	.429	13-28	.464	10-12	.833	4-26	30	16	12	11	2	2	71	L
Purdue	30-64	.469	10-32	.313	5-10	.500	11-37	48	15	16	14	4	8	75	
at Nebraska	22-63	.349	9-28	.321	5-14	.357	9-28	37	13	14	11	4	5	58	L
Penn State	28-70	.400	14-37	.378	16-19	.842	16-26	42	17	19	15	1	14	86	
at Nebraska	30-56	.536	12-25	.480	11-15	.733	2-27	29	19	16	18	3	7	83	L
at No. 5 Illinois	30-62	.484	4-23	.174	22-29	.759	12-31	43	20	13	14	2	8	86	
Nebraska	27-61	.443	5-21	.238	11-16	.686	5-24	29	25	8	15	2	4	70	L
Minnesota	24-70	.343	8-30	.267	18-24	.750	16-22	38	16	7	9	3	7	74	
at Nebraska	30-55	.545	9-17	.529	9-16	.563	8-32	40	21	19	18	5	7	78	W

2020-21 SUPERLATIVES

2020-21 NEBRASKA TEAM GAME HIGHS

POINTS	110	DOANE (12/17/20)
	102	MCNEESE (11/25/20)
FIELD GOALS MADE	41	DOANE (12/17/20)
	36	MCNEESE (11/25/20)
FIELD GOAL ATTEMPTS	74	DOANE (12/17/20)
	72	MCNEESE (11/25/20)
FIELD GOAL PERCENTAGE	.554 (41-74)	DOANE (12/17/20)
	.545 (30-55)	MINNESOTA (2/27/21)
3 PT FIELD GOALS MADE	13	at Maryland (2/17/21)
	12	PENN ST. (2/23/21)
	12	DOANE (12/17/20)
3 PT FG ATTEMPTS	41	NEVADA (11/26/20)
	33	at Ohio St. (12/30/20)
	33	DOANE (12/17/20)
3 PT FG PERCENTAGE	.529 (9-17)	MINNESOTA (2/27/21)
	.480 (12-25)	PENN ST. (2/23/21)
FREE THROWS MADE	21	SOUTH DAKOTA (12/01/20)
	21	NEVADA (11/26/20)
FREE THROW ATTEMPTS	30	SOUTH DAKOTA (12/01/20)
	30	NEVADA (11/26/20)
FREE THROW PERCENTAGE	.833 (10-12)	at Maryland (2/17/21)
	.737 (14-19)	MICHIGAN ST. (01/02/21)
REBOUNDS	55	DOANE (12/17/20)
	46	SOUTH DAKOTA (12/01/20)
ASSISTS	25	DOANE (12/17/20)
STEALS	16	MCNEESE (11/25/20)
	13	at Maryland (2/16/21)
BLOCKED SHOTS	7	DOANE (12/17/20)
	6	at Penn St. (2/14/21)
	6	at Michigan St. (02/06/21)
	6	at Wisconsin (12/22/20)
TURNOVERS	25	at Creighton (12-11-20)
FOULS	25	at Illinois (2/25/21)

2020-21 NEBRASKA TEAM GAME LOWS

POINTS	48	WISCONSIN (2/10/21)
	50	at Maryland (2/16/21)
FIELD GOALS MADE	17	at Ohio St. (12/30/20)
	18	NEVADA (11/26/20)
	18	at Wisconsin (12/22/20)
	18	WISCONSIN (2/10/21)
	18	at Maryland (2/16/21)
FIELD GOAL ATTEMPTS	49	WISCONSIN (2/10/21)
	54	at Wisconsin (12/22/20)
	54	at Maryland (2/16/21)
FIELD GOAL PERCENTAGE	.283 (17-60)	at Ohio St. (12/30/20)
	.290 (18-62)	NEVADA (11/26/20)
3 PT FIELD GOALS MADE	3	at Michigan St. (02/06/21)
	3	at Minnesota (2/8/21)
3 PT FG ATTEMPTS	15	at Minnesota (2/8/21)
	15	WISCONSIN (2/10/21)
3 PT FG PERCENTAGE	.152 (5-33)	at Ohio St. (12/30/20)
	.176 (3-17)	at Michigan St. (02/06/21)
FREE THROWS MADE	1	at Penn St. (2/14/21)
	5	PURDUE (2/20/21)
FREE THROW ATTEMPTS	3	at Penn St. (2/14/21)
FREE THROW PERCENTAGE	.333 (1-3)	at Penn St. (2/14/21)
	.357 (5-14)	PURDUE (2/20/21)
REBOUNDS	28	at Maryland (2/16/21)
ASSISTS	3	at Ohio St. (12/30/20)
STEALS	2	at Maryland (2/17/21)
	3	GEORGIA TECH (12/09/20)
BLOCKED SHOTS	1	NEVADA (11/26/20)
	1	GEORGIA TECH (12/09/20)
	1	MICHIGAN ST. (01/02/21)
TURNOVERS	8	DOANE (12/17/20)
	8	MICHIGAN (12/25/20)
FOULS	11	DOANE (12/17/20)

2020-21 OPPONENT TEAM GAME HIGHS

POINTS	98	at Creighton (12-11-20)
	90	at Ohio St. (12/30/20)
FIELD GOALS MADE	38	at Creighton (12-11-20)
	31	at Ohio St. (12/30/20)
FIELD GOAL ATTEMPTS	73	at Creighton (12-11-20)
	72	at Minnesota (2/8/21)
	72	DOANE (12/17/20)
FIELD GOAL PERCENTAGE	.521 (38-73)	at Creighton (12-11-20)
	.518 (29-56)	MICHIGAN ST. (01/02/21)
3 PT FIELD GOALS MADE	14	PENN ST. (2/23/21)
	14	at Creighton (12-11-20)
3 PT FG ATTEMPTS	46	DOANE (12/17/20)
	37	PENN ST. (2/23/21)
3 PT FG PERCENTAGE	.467 (14-30)	at Creighton (12-11-20)
	.394 (13-33)	at Maryland (2/17/21)
FREE THROWS MADE	22	at Illinois (2/25/21)
	19	MICHIGAN ST. (01/02/21)
FREE THROW ATTEMPTS	29	at Illinois (2/25/21)
	26	MICHIGAN ST. (01/02/21)
FREE THROW PERCENTAGE	1.000 (15-15)	at Wisconsin (12/22/20)
	.900 (9-10)	at Maryland (2/16/21)
REBOUNDS	51	NORTH DAKOTA ST. (11/28/20)
	49	NEVADA (11/26/20)
ASSISTS	24	at Creighton (12-11-20)
	19	PENN ST. (2/23/21)
STEALS	16	at Creighton (12-11-20)
	14	PENN ST. (2/23/21)
BLOCKED SHOTS	8	ILLINOIS (2/12/21)
	7	at Michigan St. (02/06/21)
TURNOVERS	27	MCNEESE (11/25/20)
FOULS	27	NEVADA (11/26/20)

2020-21 OPPONENT TEAM GAME LOWS

POINTS	55	MCNEESE (11/25/20)
	57	NORTH DAKOTA ST. (11/28/20)
FIELD GOALS MADE	20	NORTH DAKOTA ST. (11/28/20)
	20	WISCONSIN (2/10/21)
FIELD GOAL ATTEMPTS	50	NEVADA (11/26/20)
	53	at Maryland (2/16/21)
FIELD GOAL PERCENTAGE	.290 (20-69)	NORTH DAKOTA ST. (11/28/20)
	.292 (21-72)	DOANE (12/17/20)
3 PT FIELD GOALS MADE	4	at Illinois (2/25/21)
	6	NEVADA (11/26/20)
	6	NORTH DAKOTA ST. (11/28/20)
	6	at Michigan St. (02/06/21)
3 PT FG ATTEMPTS	21	NEVADA (11/26/20)
	21	ILLINOIS (2/12/21)
3 PT FG PERCENTAGE	.174 (4-23)	at Illinois (2/25/21)
	.222 (8-36)	at Minnesota (2/8/21)
FREE THROWS MADE	5	PURDUE (2/20/21)
	6	MCNEESE (11/25/20)
FREE THROW ATTEMPTS	10	at Maryland (2/16/21)
	10	PURDUE (2/20/21)
FREE THROW PERCENTAGE	.429 (6-14)	MCNEESE (11/25/20)
	.500 (5-10)	PURDUE (2/20/21)
REBOUNDS	29	MICHIGAN ST. (01/02/21)
	30	at Maryland (2/17/21)
ASSISTS	7	MINNESOTA (2/27/21)
	8	NORTH DAKOTA ST. (11/28/20)
STEALS	0	at Wisconsin (12/22/20)
BLOCKED SHOTS	1	NEVADA (11/26/20)
	1	at Wisconsin (12/22/20)
	1	PENN ST. (2/23/21)
TURNOVERS	4	at Maryland (2/17/21)
FOULS	9	at Penn St. (2/14/21)
	9	at Maryland (2/17/21)

2020-21 SUPERLATIVES

NEBRASKA WIN/LOSS MARGIN

	1	2	3	4	5	6	7	8	9	10	11	12	13	14	15	16	17	18	19	20	+20
Husker Wins	1	0	0	1	0	0	1	0	0	0	0	0	0	0	0	0	0	0	0	0	3
Husker Losses	0	0	2	0	1	0	1	2	0	1	2	0	1	2	0	1	1	1	0	0	2

2020-21 NEBRASKA INDIVIDUAL GAME HIGHS

Points	41	Allen, Teddy vs Penn St. (2/23/21)
	26	Allen, Teddy at Creighton (12-11-20)
Field Goals Made	16	Allen, Teddy vs Penn St. (2/23/21)
	10	Allen, Teddy vs Michigan St. (01/02/21)
	10	Allen, Teddy at Creighton (12-11-20)
Field Goal Att.	24	Allen, Teddy vs Penn St. (2/23/21)
	22	Allen, Teddy vs Michigan (12/25/20)
FG Pct (min 5 made)	.778 (7-9)	Webster, Kobe vs Georgia Tech (12/09/20)
	.714 (5-7)	McGowens, Trey vs Minnesota (2/27/21)
	.714 (5-7)	Walker, Derrick vs Indiana (01/10/21)
	.714 (5-7)	Banton, Dalano vs Doane (12/17/20)
	.714 (5-7)	Webster, Kobe vs Doane (12/17/20)
	.714 (5-7)	McGowens, Trey at Creighton (12-11-20)
	.714 (5-7)	Webster, Kobe vs McNeese (11/25/20)
3-Point FG Made	6	Allen, Teddy vs Penn St. (2/23/21)
	6	Webster, Kobe vs Georgia Tech (12/09/20)
3-Point FG Att.	11	Banton, Dalano vs Nevada (11/26/20)
	10	Allen, Teddy vs Michigan (12/25/20)
	10	Allen, Teddy vs North Dakota St. (11/28/20)
3-Pt FG Pct (min 2 made)	1.000 (3-3)	McGowens, Trey at Creighton (12-11-20)
	1.000 (2-2)	McGowens, Trey vs Purdue (2/20/21)
	1.000 (2-2)	McGowens, Trey vs Michigan St. (01/02/21)
	1.000 (2-2)	McGowens, Trey vs Michigan (12/25/20)
	1.000 (2-2)	McGowens, Trey vs McNeese (11/25/20)
Free Throws Made	9	Allen, Teddy vs Nevada (11/26/20)
	7	Ouedraogo, Yvan vs Doane (12/17/20)
	7	Allen, Teddy vs South Dakota (12/01/20)
Free Throw Att.	13	Allen, Teddy vs Nevada (11/26/20)
	11	Allen, Teddy vs South Dakota (12/01/20)
FT Pct (min 4 made)	1.000 (5-5)	Allen, Teddy at Maryland (2/17/21)
	1.000 (5-5)	Allen, Teddy vs Illinois (2/12/21)
	1.000 (4-4)	Stevenson, Shamiel vs Doane (12/17/20)
Rebounds	13	Ouedraogo, Yvan vs Doane (12/17/20)
	12	Mayen, Lat vs South Dakota (12/01/20)
Assists	10	Banton, Dalano vs Doane (12/17/20)
	8	Banton, Dalano vs North Dakota St. (11/28/20)
Steals	5	Allen, Teddy vs North Dakota St. (11/28/20)
	5	Allen, Teddy vs Nevada (11/26/20)
Blocked Shots	4	Banton, Dalano vs McNeese (11/25/20)
	3	Walker, Derrick vs Minnesota (2/27/21)
	3	Mayen, Lat at Wisconsin (12/22/20)
	3	Banton, Dalano vs Doane (12/17/20)
Turnovers	5	Allen, Teddy vs Wisconsin (2/10/21)
	5	Banton, Dalano at Minnesota (2/8/21)
	5	Stevenson, Shamiel at Minnesota (2/8/21)
	5	Banton, Dalano vs Georgia Tech (12/09/20)
Minutes	39	Allen, Teddy vs Indiana (01/10/21)
	38	Allen, Teddy vs Penn St. (2/23/21)
	38	Mayen, Lat vs Illinois (2/12/21)
	38	Banton, Dalano vs Nevada (11/26/20)

2020-21 OPPONENT INDIVIDUAL GAME HIGHS

Points	41	Marcus Carr vs Minnesota (2/27/21)
	31	Ayo Dosunmu vs Illinois (2/12/21)
Field Goals Made	12	Ayo Dosunmu vs Illinois (2/12/21)
	11	Marcus Carr vs Minnesota (2/27/21)
Field Goal Att.	27	Marcus Carr vs Minnesota (2/27/21)
	23	Ayo Dosunmu vs Illinois (2/12/21)
FG Pct (min 5 made)	1.000 (5-5)	Zed Key at Ohio St. (12/30/20)
	1.000 (5-5)	Christian Bishop at Creighton (12-11-20)
3-Point FG Made	6	Marcus Carr vs Minnesota (2/27/21)
	6	Myreon Jones vs Penn St. (2/23/21)
	6	Justin Ahrens at Ohio St. (12/30/20)
3-Point FG Att.	15	Marcus Carr vs Minnesota (2/27/21)
	12	Myreon Jones vs Penn St. (2/23/21)
3-Pt FG Pct (min 2 made)	.750 (3-4)	Jairus Hamilton at Maryland (2/16/21)
	.750 (3-4)	Trey Winkler vs Doane (12/17/20)
Free Throws Made	13	Marcus Carr vs Minnesota (2/27/21)
	9	Trayce Jackson-Davis vs Indiana (01/10/21)
	9	Grant Sherfield vs Nevada (11/26/20)
Free Throw Att.	16	Marcus Carr vs Minnesota (2/27/21)
	14	Trayce Jackson-Davis vs Indiana (01/10/21)
FT Pct (min 4 made)	1.000 (6-6)	Marcus Carr at Minnesota (2/8/21)
	1.000 (6-6)	Foster Loyer at Michigan St. (02/06/21)
	1.000 (6-6)	Seth Towns at Ohio St. (12/30/20)
	1.000 (5-5)	Marcus Zegarowski at Creighton (12-11-20)
	1.000 (4-4)	Trent Frazier at Illinois (2/25/21)
	1.000 (4-4)	Eric Ayala at Maryland (2/17/21)
	1.000 (4-4)	Aaron Wiggins at Maryland (2/16/21)
	1.000 (4-4)	John Harrar at Penn St. (2/14/21)
	1.000 (4-4)	Nate Reuvers vs Wisconsin (2/10/21)
	1.000 (4-4)	Joshua Langford vs Michigan St. (01/02/21)
	1.000 (4-4)	Aleem Ford at Wisconsin (12/22/20)
	1.000 (4-4)	Nate Reuvers at Wisconsin (12/22/20)
	1.000 (4-4)	Rocky Kreuser vs North Dakota St. (11/28/20)
	1.000 (4-4)	K.J. Hymes vs Nevada (11/26/20)
Rebounds	15	Hunter Dickinson vs Michigan (12/25/20)
	14	John Harrar vs Penn St. (2/23/21)
Assists	8	Andre Curbelo at Illinois (2/25/21)
	8	Donta Scott at Maryland (2/17/21)
	8	Marcus Carr at Minnesota (2/8/21)
Steals	4	Marcus Carr vs Minnesota (2/27/21)
	4	Da'Monte Williams at Illinois (2/25/21)
	4	Jamari Wheeler vs Penn St. (2/23/21)
	4	Ayo Dosunmu vs Illinois (2/12/21)
	4	Marcus Zegarowski at Creighton (12-11-20)
	4	Mitch Ballock at Creighton (12-11-20)
Blocked Shots	4	Kofi Cockburn vs Illinois (2/12/21)
	3	Donta Scott at Maryland (2/16/21)
	3	Liam Robbins at Minnesota (2/8/21)
	3	Trayce Jackson-Davis vs Indiana (01/10/21)
	3	Ryan Kalkbrenner at Creighton (12-11-20)
Turnovers	7	Collin Warren vs McNeese (11/25/20)
	6	Grant Sherfield vs Nevada (11/26/20)
Fouls	5	Adam Miller at Illinois (2/25/21)
	5	Liam Robbins at Minnesota (2/8/21)
	5	Joey Hauser at Michigan St. (02/06/21)

2020-21 RECORD BY STARTING LINEUP

No.	Starting Lineup	Record
1.	Allen, Banton, Mayen, McGowens, Thorbjarnarson	4-3
2.	Allen, Banton, Mayen, McGowens, Ouedraogo	0-4
3.	Allen, Banton, Mayen, McGowens, Walker	1-9
4.	Banton, Lakes, Mayen, McGowens, Walker	0-1
5.	Banton, Mayen, Thorbjarnarson, Walker, Webster	1-0

RECAPS

Date	Opponent	Result	Record (B1G)	Attend.	Nebraska Individual Leaders			
					Points	Rebounds	Assists	Steals
11/25	McNeese State	W, 102-55	1-0 (0-0)	N/A	Allen, McGowens, Banton, Stevenson (14)	Ouedraogo (7)	Banton (6)	Allen, McGowens, Banton (3)
11/26	Nevada	L, 66-69	1-1 (0-0)	N/A	Banton (18)	Banton (7)	Banton (5)	Allen (5)
11/27	North Dakota State	W, 79-57	2-1 (0-0)	N/A	Allen (22)	Banton (9)	Banton (8)	Allen (5)
12/3	South Dakota	W, 76-69	3-1 (0-0)	N/A	Allen (23)	Mayen (12)	Mayen, McGowens (4)	Banton (3)
12/9	Georgia Tech	L, 64-75	3-2 (0-0)	N/A	Webster (20)	Banton, McGowens (9)	Banton (6)	Allen, Banton, Thorbjarnarson (1)
12/11	at No. 8 Creighton	L, 74-98	3-3 (0-0)	N/A	Allen (26)	Allen (9)	Thorbjarnarson (3)	Allen, Banton (2)
12/17	Doane	W, 110-64	4-3 (0-0)	N/A	Allen (16)	Ouedraogo (13)	Banton (10)	Allen, McGowens, Stevenson (2)
12/22	at No. 9 Wisconsin	L, 53-67	4-4 (0-1)	N/A	Banton (15)	Banton (8)	Banton (4)	Mayen (2)
12/25	No. 19 Michigan	L, 69-80	4-5 (0-2)	N/A	Allen (25)	Ouedraogo, Allen (6)	Banton (3)	McGowens (3)
12/30	at No. 25 Ohio State	L, 54-90	4-6 (0-3)	N/A	Allen (13)	Banton (8)	Allen (2)	Thorbjarnarson (2)
1/2	No. 17 Michigan State	L, 77-84	4-7 (0-4)	N/A	Allen (23)	Allen (6)	Banton (4)	Mayen, Ouedraogo, McGowens, Allen (1)
1/10	Indiana	L, 77-84	4-8 (0-5)	N/A	Allen (21)	Allen, McGowens, Banton (6)	Banton (7)	McGowens, Walker (2)
2/6	at Michigan State	L, 56-66	4-9 (0-6)	N/A	McGowens (13)	Banton (6)	McGowens (3)	McGowens (3)
2/8	at Minnesota	L, 61-78	4-10 (0-7)	N/A	Mayen (15)	Mayen, McGowens, Stevenson (6)	Banton (6)	Six players (1)
2/10	No. 21 Wisconsin	L, 48-61	4-11 (0-8)	N/A	Mayen (14)	Banton (10)	Banton (5)	Walker, Stevenson (2)
2/12	No. 6 Illinois	L, 72-77 (ot)	4-12 (0-9)	N/A	Mayen (16)	Walker, Allen (8)	Walker (3)	Thorbjarnarson (2)
2/14	at Penn State	W, 62-61	5-12 (1-9)	N/A	Allen (14)	Allen (6)	Banton (6)	McGowens (3)
2/16	at Maryland	L, 50-64	5-13 (1-10)	N/A	Allen (18)	Allen (5)	Banton (3)	McGowens (3)
2/17	at Maryland	L, 71-79	5-14 (1-11)	N/A	Allen (25)	Banton (7)	Banton (4)	Walker, Stevenson (1)
2/20	Purdue	L, 58-75	5-15 (1-12)	N/A	Stevenson (10)	Ouedraogo (8)	Thorbjarnarson (4)	Five players (1)
2/23	Penn State	L, 83-86	5-16 (1-13)	N/A	Allen (41)	Allen (8)	Allen (6)	McGowens, Thorbjarnarson (2)
2/25	at No. 5 Illinois	L, 70-86	5-17 (1-14)	N/A	McGowens (18)	Walker (5)	Thorbjarnarson (2)	McGowens (2)
2/27	Minnesota	W, 78-74	6-17 (2-14)	N/A	Banton (14)	Walker (9)	McGowens (5)	McGowens, Allen, Webster (2)

THE LAST TIME...

	Nebraska...	A Nebraska Opponent...
Scored 100 or more points	110; vs. Doane, 12/17/20	107; at Minnesota, 3/08/2020
Scored 90 or more points	110; vs. Doane, 12/17/20	90; at Ohio State, 12/30/2020
Scored 41 to 50 points	48; Wisconsin, 2/10/21	50; Northwestern, 2/16/19
Scored 40 or fewer points	38; at Oregon, 12/15/12	38; Southwest Minnesota State, 12/28/18
Shot 70% from the field	.723; vs. UNC Wilmington 12/5/97 (34-47)	.723; Kansas, 2/2/85 (34-47)
Shot 60% from the field	.628; vs. Northwestern, 2/3/15 (27-43)	.630; Michigan, 3/5/17 (34-54)
Shot 90% from the free throw line (Min 10 attempts)	.909; vs. Southwest Minnesota State, 12/28/18 (10-11)	.900; at Maryland, 2/16/21 (9-10)
Made 10, 3-Point Field Goals	12; vs. Penn State, 2/23/20 (12-25)	14; vs. Penn State, 2/23/20 (14-37)
Had 60 rebounds	60; vs. Oral Roberts, 12/22/99	62; Colorado, 2/15/75
Had 50 rebounds	55; vs. Doane (12/17/20)	51, North Dakota State, 11/28/20
Had 30 assists	35, vs. Northeastern Illinois, 12/21/94	32; at Minnesota, 3/8/20
Had 15 steals	16, vs. McNeese State, 11/25/20	16; at Creighton, 12/11/2020
Had 10 blocked shots	14; at Northwestern, 1/2/18	12; vs. Indiana (BTT), 3/11/20
Had 10 or fewer turnovers	9; vs. Indiana (1/10/20)	9; Minnesota, 2/27/21
Had 20 or more turnovers	22; at Michigan, 3/5/20	22; at Michigan State, 2/6/21
Had three players with 20 points	vs. Iowa, 3/10/19	Michigan, 1/14/17
Had three players with 10 rebounds	(Palmer Jr. 27; Watson Jr. 23; Roby 23)	(Wagner 23, Irvin 21, Walton 20)
Had five players reach double-figure points	vs. Texas Tech, 1/19/00	at Kansas, 1/9/02
Had a player score 40 points	(Bradford 16, Ffriend 12, Truscott 11)	(Collision 13, Gooden 12, Simien 10)
Had a player score 30 points	vs. Minnesota, 2/27/21	Penn State
Had a player grab 15 rebounds	(Banton-14; Walker-12; McGowens-11; Webster-10; Thorbjarnarson-10)	(Jones-29; Dread-16; Wheeler-13; Brockington-11; Harrer-10)
Had a player dish out 10 assists	41; Teddy Allen vs. Penn State 2/23/21	41; Jarrius Jackson, Texas Tech, 2/18/06
Had a player collect five steals	41; Teddy Allen vs. Penn State 2/23/21	31; Ayo Dosunmu, Illinois, 2/12/21
Had a player block five shots	19; Yvan Ouedraogo, 3/1/20	15; Hunter Dickinson, Michigan, 12/25/20
Had a player with a triple double	10; Dalano Banton, 12/17/20	11; Marcus Carr, at Minnesota, 3/8/20
	5; Teddy Allen vs. North Dakota State, 11/28/20	7; Josh Reeves, Penn State, 2/25/18
	5; Isaiah Roby vs. Maryland, 2/6/18	5; E.J. Liddel, Ohio State, 2/27/20
	13 pt/11 reb/10 asst.; Dalano Banton vs. Doane, 12/17/20	

MISC REVIEW

Nebraska Record When:	All (W)	All (L)	H (W)	H (L)	A (W)	A (L)						
Ahead at Halftime	5	1	5	1	0	0	Rebounds are Even	0	1	0	0	1
Behind at Halftime	0	16	0	9	0	7	Committing More TOs than Opp	3	10	2	5	1
Tied at Halftime	1	0	0	0	1	0	Committing Fewer TOs than Opp	3	6	3	4	0
Bench Outscores Opponent's	5	8	4	5	1	3	Turnovers are Even	0	1	0	1	0
Opponent Bench Outscores NU	1	8	1	5	0	3	Leading with 5:00 left	6	1	5	1	1
Bench scoring is even	0	1	0	0	0	1	Trailing with 5:00 left	0	14	0	7	0
Shooting 50% or Better	3	1	3	1	0	0	Tied with 5:00 left	0	2	0	2	0
Shooting Under 50%	3	16	2	9	1	7	In Overtime	0	0	0	0	0
Opp. Shoots 50% or Better	1	3	0	2	1	1	Scoring 80 or more points	2	1	2	1	0
Opp. Shoots Under 50%	5	14	5	8	0	6	Scoring 61 to 79 points	4	10	3	6	1
Outshooting Opponent (pct.)	6	2	5	2	1	0	Scoring 60 or fewer points	0	6	0	3	0
Outshot by Opponent (pct.)	0	15	0	8	0	7	Allowing 80 or more points	0	7	0	4	0
Shooting is even	0	0	0	0	0	0	Allowing 61 to 79 points	4	10	3	6	1
Outrebounding Opponent	4	5	4	4	0	1	Allowing 60 or fewer points	2	0	2	0	0
Outrebounded by Opponent	2	11	1	6	1	5						

MISC REVIEW

Biggest margin of victory	47, McNeese State (11/25)	Biggest halftime lead surrendered in loss	3, Nevada (11/26)
Biggest margin of defeat	36, at Ohio State (12/30)	Largest lead at any time	48, Doane (12/17)
Largest deficit overcome in win.....	8, at Penn State (2/12)	Largest deficit at any time	41, at Ohio State (12/30)
Largest halftime deficit overcome in win	None	Largest runs without opponent scoring	17, McNeese State (11/25)
Largest lead surrendered in loss.....	10, Nevada (11/26); at Wisconsin (12/22)	Largest opponent run without NU scoring.....	16, at Wisconsin (12/22)

SPECIALITY STATS

Opponent	NU-Opp Paint	NU-Opp off TO	NU-Opp 2nd Ch.	NU-Opp Bench	Largest Lead	Largest Deficit	Tip	1st Sub(s)
McNeese State	50-26	43-8	12-6	39-19	50 (2nd, 0:02)	-	W	Webster
Nevada	18-30	20-9	13-8	24-18	10 (2nd, 9:34)	9 (1st, 1:26)	L	Stevenson
North Dakota State	40-28	17-9	9-24	11-26	26 (2nd, 0:43)	-	L	Webster
South Dakota	24-18	12-16	8-6	24-12	18 (2nd, 6:01)	5 (1st, 15:24)	L	Stevenson
Georgia Tech	28-26	6-15	17-12	22-13	6 (2nd, 15:21)	13 (2nd, 0:59)	W	Webster
at No. 8 Creighton	26-40	13-38	9-12	11-29	3, (1st, 3:41)	27 (2nd, 6:42)	L	Ouedraogo
Doane	54-10	20-6	17-8	61-30	48 (2nd, 0:32)	1 (1st, 15:52)	W	Stevenson, Lakes, Webster
at No. 9 Wisconsin	20-22	9-10	3-8	6-12	10 (1st, 5:48)	18 (2nd, 4:55)	L	Thorbjarnarson
No. 19 Michigan	30-42	10-12	6-11	4-13	4 (1st, 15:34)	13 (2nd, 11:47)	L	Thorbjarnarson
at No. 25 Ohio State	22-30	2-21	14-15	18-48	2 (1st, 18:16)	41 (2nd, 9:41)	L	Andre
No. 17 Michigan State	36-32	15-16	9-14	13-26	3 (1st, 16:58)	17 (2nd, 17:34)	W	Thorbjarnarson, Webster
Indiana	34-34	10-11	3-16	10-15	3 (2nd, 7:57)	18 (1st, 10:03)	W	Andre
at Michigan State	36-16	17-9	5-7	20-20	1 (1st, 11:06)	16 (2nd, 16:33)	L	Ouedraogo
at Minnesota	30-26	13-19	7-11	26-20	-	20 (2nd, 0:48)	L	Ouedraogo
No. 21 Wisconsin	24-22	6-15	5-9	9-23	8 (1st, 10:01)	16 (2nd, 5:11)	L	Stevenson, Andre
No. 6 Illinois	32-38	10-7	18-9	16-5	9 (1st, 17:01)	5 (2nd, 15:39)	L	Stevenson, Andre
at Penn State	34-16	10-15	2-10	21-10	11 (2nd, 8:19)	8 (1st, 10:52)	L	Andre
at Maryland	14-24	4-11	2-8	9-15	5 (1st, 7:30)	15 (2nd, 1:48)	W	Andre, Webster
at Maryland	20-20	4-13	8-15	20-16	4 (1st, 14:47)	21 (2nd, 4:42)	W	Andre
Purdue	26-36	13-15	8-8	37-32	3 (2nd, 15:28)	18 (2nd, 2:36)	L	Andre
Penn State	34-24	13-25	3-16	13-7	3 (11st, 11:32)	10 (2nd, 12:39)	L	Webster, Thorbjarnarson, Andre
at No. 5 Illinois	32-46	12-14	4-12	34-29	-	21 (2nd; 3:51)	L	Andre, Thorbjarnarson
Minnesota	38-24	14-24	4-9	26-4	13 (2nd, 8:13)	3 (1st, 17:10)	W	Banton

NEBRASKA SEASON/CAREER BESTS

#0 TEDDY ALLEN

Points
Season: 41 vs. Penn State (2/23)
Career: Same

Rebounds
Season: 9 at Creighton (12/11)
Career: Same

Field Goals
Season: 16 vs. Penn State (2/23)
Career: Same

Field Goal Attempts
Season: 24 vs. Penn State (2/23)
Career: Same

3-Point Field Goals
Season: 6 vs. Penn State (2/23)
Career: Same

3-Point Field Goal Attempts
Season: 10 North Dakota St. (11/28); vs. Michigan (12/25/20)
Career: Same

Free Throws
Season: 9 vs. Nevada (11/26)
Career: Same

Free Throw Attempts
Season: 13 vs. Nevada (11/26)
Career: Same

Assists
Season: 6 vs. Penn State (2/23)
Career: Same

Steals
Season: 5 vs. Nevada (11/26); North Dakota State (11/28)
Career: Same

Blocks
Season: 1 vs. Georgia Tech (12/9)
Career: Same

Minutes Played
Season: 39 vs. Indiana (1/10); vs. Penn State (2/23)
Career: Same

#2 TREY MCGOWENS

Points
Season: 20 vs. Michigan State (1/2)
Career: Same

Rebounds
Season: 9 vs. Georgia Tech (12/9)
Career: Same

Field Goals
Season: 7 North Dakota State (11/28); at Illinois (2/25)
Career: Same

Field Goal Attempts
Season: 20 vs. Illinois (2/12)
Career: Same

3-Point Field Goals
Season: 3 at Creighton (12/11)
Career: Same

3-Point Field Goal Attempts
Season: 6 vs. Penn State (2/23)
Career: Same

Free Throws
Season: 6 vs. South Dakota (12/1); vs. Michigan State (1/2)
Career: Same

Free Throw Attempts
Season: 9 at Wisconsin (12/22/20)
Career: Same

Assists
Season: 5 vs. Minnesota (2/27)
Career: Same

Steals
Season: 3 five times, last at Maryland (2/16)
Career: Same

Blocks
Season: 1 North Dakota State (11/28); at Penn State (2/12)
Career: Same

Minutes Played
Season: 35 vs. Illinois (2/12)
Career: Same

#3 ELIJAH WOOD

Points
Season: 8 vs. Doane (12/17)
Career: Same

Rebounds
Season: 3 vs. Doane (12/17)
Career: Same

Field Goals
Season: 3 vs. Doane (12/17)
Career: Same

Field Goal Attempts
Season: 5 vs. Doane (12/17)
Career: Same

3-Point Field Goals
Season: 2 vs. Doane (12/17)
Career: Same

3-Point Field Goal Attempts
Season: 4 vs. Doane (12/17)
Career: Same

Free Throws
Season: None
Career: Same

Free Throw Attempts
Season: None
Career: Same

Assists
Season: 2 vs. McNeese State (11/25)
Career: Same

Steals
Season: 1 North Dakota State (11/28); Purdue (2/20)
Career: Same

Blocks
Season: None
Career: Same

Minutes Played
Season: 12 vs. Doane (12/17)
Career: Same

#4 SHAMIEL STEVENSON

Points
Season: 14 vs. McNeese State (11/25); at Minnesota (2/8/21)
Career: Same

Rebounds
Season: 6 three times, last vs. Purdue (2/20)
Career: Same

Field Goals
Season: 5 at Minnesota (2/8/21)
Career: Same

Field Goal Attempts
Season: 10 at Minnesota (2/8/21)
Career: Same

3-Point Field Goals
Season: 1 six times, last vs. Minnesota (2/27)
Career: Same

3-Point Field Goal Attempts
Season: 3 at Creighton (12/11); vs. Purdue (2/20)
Career: Same

Free Throws
Season: 6 vs. McNeese State (11/25)
Career: Same

Free Throw Attempts
Season: 8 vs. McNeese State (11/25)
Career: Same

Assists
Season: 3 vs. Doane (12/17)
Career: Same

Steals
Season: 2 three times, last vs. Wisconsin (2/10)
Career: Same

Blocks
Season: 2 at Minnesota (2/8/21)
Career: Same

Minutes Played
Season: 31 at Minnesota (2/8/21)
Career: Same

#10 KOBE WEBSTER

Points
Season: 20 vs. Georgia Tech (12/9)
Career: Same

Rebounds
Season: 4 three times, last at Penn State (2/12)
Career: Same

Field Goals
Season: 7 vs. Georgia Tech (12/9)
Career: Same

Field Goal Attempts
Season: 11 vs. South Dakota (12/1); vs. Purdue (2/20)
Career: Same

3-Point Field Goals
Season: 6 vs. Georgia Tech (12/9)
Career: Same

3-Point Field Goal Attempts
Season: 8 vs. Purdue (2/20)
Career: Same

Free Throws
Season: 3 vs. Nevada (11/26)
Career: Same

Free Throw Attempts
Season: 4 vs. Nevada (11/26)
Career: Same

Assists
Season: 4 vs. Minnesota (2/27)
Career: Same

Steals
Season: 3 vs. Nevada (11/26)
Career: Same

Blocks
Season: 1 at Creighton (12/11)
Career: Same

Minutes Played
Season: 35 vs. Michigan State (1/2)
Career: Same

#11 LAT MAYEN

Points
Season: 16 vs. Illinois (2/12)
Career: Same

Rebounds
Season: 12 vs. South Dakota (12/1)
Career: Same

Field Goals
Season: 6 vs. Wisconsin (2/10)
Career: Same

Field Goal Attempts
Season: 12 vs. Wisconsin (2/10); vs. Illinois (2/12)
Career: Same

3-Point Field Goals
Season: 5 vs. Indiana (1/10)
Career: Same

3-Point Field Goal Attempts
Season: 9 vs. Nevada (11/26); vs. Indiana (1/10)
Career: Same

Free Throws
Season: 3 vs. Illinois (2/12); at Maryland (2/17)
Career: Same

Free Throw Attempts
Season: three times, last at Maryland (2/17)
Career: Same

Assists
Season: 4 vs. South Dakota (12/1)
Career: Same

Steals
Season: 2 at Wisconsin (12/22)
Career: Same

Blocks
Season: 3 at Wisconsin (12/22/20)
Career: Same

Minutes Played
Season: 37 vs. Illinois (2/12)
Career: Same

#13 DERRICK WALKER

Points
Season: 12 vs. Minnesota (2/27)
Career: Same

Rebounds
Season: 9 vs. Minnesota (2/27)
Career: Same

Field Goals
Season: 6 vs. Minnesota (2/27)
Career: Same

Field Goal Attempts
Season: 10 vs. Minnesota (2/27)
Career: Same

3-Point Field Goals
Season: None
Career: Same

3-Point Field Goal Attempts
Season: 1 at Maryland (2/16)
Career: Same

Free Throws
Season: 2 at Michigan State (2/6/21); at Minnesota (2/8/21)
Career: Same

Free Throw Attempts
Season: 4 at Michigan State (2/6/21); at Minnesota (2/8/21)
Career: Same

Assists
Season: 3 vs. Illinois (2/12)
Career: Same

Steals
Season: 2 vs. Indiana (1/10); vs. Wisconsin (2/10)
Career: Same

Blocks
Season: 3 vs. Minnesota (2/27)
Career: Same

Minutes Played
Season: 27 vs. Penn State (2/23)
Career: Same

#14 TREVOR LAKES

Points
Season: 12 vs. Doane (12/17)
Career: Same

Rebounds
Season: 6 vs. Doane (12/17)
Career: Same

Field Goals
Season: 4 vs. Doane (12/17)
Career: Same

Field Goal Attempts
Season: 5 vs. Doane (12/17)
Career: Same

3-Point Field Goals
Season: 4 vs. Doane (12/17)
Career: Same

3-Point Field Goal Attempts
Season: 5 vs. Doane (12/17)
Career: Same

Free Throws
Season: None
Career: Same

Free Throw Attempts
Season: 1 vs. Doane (12/17)
Career: Same

Assists
Season: 2 vs. Doane (12/17)
Career: Same

Steals
Season: 1 at Ohio State (12/30)
Career: Same

Blocks
Season: 1 at Wisconsin (12/22/20)
Career: Same

Minutes Played
Season: 26 vs. Doane (12/17)
Career: Same

NEBRASKA SEASON/CAREER BESTS

#21 JACE PIATKOWSKI

Points
Season: 3 vs. McNeese State (11/25)
Career: Same

Rebounds
Season: 1 North Dakota State (11/28); at Illinois (2/25)
Career: Same

Field Goals
Season: vs. McNeese State (11/25)
Career: Same

Field Goal Attempts
Season: 1 vs. McNeese State (11/25)
Career: Same

3-Point Field Goals
Season: 1 vs. McNeese State (11/25)
Career: Same

3-Point Field Goal Attempts
Season: 1 vs. McNeese State (11/25)
Career: Same

Free Throws
Season: 1 at Maryland (2/16)
Career: Same

Free Throw Attempts
Season: 2 at Maryland (2/16)
Career: Same

Assists
Season: None
Career: Same

Steals
Season: None
Career: Same

Blocks
Season: None
Career: Same

Minutes Played
Season: 4 vs. McNeese State (11/25)
Career: Same

#24 YVAN OUEDRAOGO

Points
Season: 13 vs. Doane (12/17)
Career: same

Rebounds
Season: 13 vs. Doane (12/17)
Career: 19 vs. Northwestern (3/1)

Field Goals
Season: 3 five times, last vs. Purdue (2/20)
Career: 5 at Illinois (2/24/20); vs. Northwestern (3/1)

Field Goal Attempts
Season: 12 vs. McNeese State (11/25)
Career: same

3-Point Field Goals
Season: None
Career: Same

3-Point Field Goal Attempts
Season: None
Career: Same

Free Throws
Season: 7 vs. Doane (12/17)
Career: same

Free Throw Attempts
Season: 10 vs. Doane (12/17)
Career: same

Assists
Season: 2 at Creighton (12/11)
Career: 3 vs. Iowa (1/7/20)

Steals
Season: 2 vs. McNeese State (11/25)
Career: 2 five times, last vs. McNeese State (11/25)

Blocks
Season: 2 three times, last at Wisconsin (12/22/20)
Career: 2, five times, last at Wisconsin (12/22/20)

Minutes Played
Season: 29 vs. Michigan (12/25/20)
Career: 38 vs. Northwestern (3/1)

#33 AKOL AROP

Points
Season: None
Career: 5 at Michigan (3/5/20); at Minnesota (3/8/20)

Rebounds
Season: None
Career: 6 at Michigan (3/5/20)

Field Goals
Season: None
Career: 2 four times, last at Minnesota (3/8/20)

Field Goal Attempts
Season: None
Career: 5 at Michigan (3/5/20)

3-Point Field Goals
Season: None
Career: 1 at Minnesota (3/8/20)

3-Point Field Goal Attempts
Season: None
Career: 1 vs. UC Riverside (11/5/20); at Minnesota (3/8/20)

Free Throws
Season: None
Career: 2 at Creighton (12/7/20)

Free Throw Attempts
Season: None
Career: 2 at Creighton (12/7/20); Michigan State (2/20/20)

Assists
Season: None
Career: 1 vs. Penn State (2/1/20)

Steals
Season: None
Career: 1 four times, last at Minnesota (3/8/20)

Blocks
Season: None
Career: 2 vs. Indiana (3/11/20)

Minutes Played
Season: None
Career: 20 at Michigan (3/5/20); at Minnesota (3/8/20)

#34 THORIR THORBJARNARSON

Points
Season: 10 vs. Minnesota (2/27)
Career: 17 three times, last at Rutgers (1/24/20)

Rebounds
Season: 7 vs. Georgia Tech (12/9)
Career: 10 vs. Wisconsin (1/29/18)

Field Goals
Season: 3 six times, last vs. Minnesota (2/27)
Career: 7 at Indiana (12/13/19)

Field Goal Attempts
Season: 9 vs. McNeese State (11/25)
Career: 12 at Indiana (12/13/20)

3-Point Field Goals
Season: 3 vs. Purdue (2/20)
Career: 5 at Ohio State (1/14/20); at Rutgers (1/24/20)

3-Point Field Goal Attempts
Season: 6 vs. Purdue (2/20)
Career: 8 three times, last at Maryland (2/11/20)

Free Throws
Season: 3 vs. Minnesota (2/27)
Career: 5 vs. Purdue (12/15/19)

Free Throw Attempts
Season: 4 vs. Minnesota (2/27)
Career: 6 vs. Purdue (12/15/19)

Assists
Season: 5 vs. Georgia Tech (12/9)
Career: 5 vs. Rutgers (1/4/20); vs. Georgia Tech (12/9)

Steals
Season: 3 vs. North Dakota State (11/28)
Career: 5 vs. Maryland (3/14/19)

Blocks
Season: 2 vs. Purdue (2/20)
Career: 2 three times, last vs. Purdue (2/20)

Minutes Played
Season: 32 at Creighton (12/11)
Career: 42 vs. Northwestern (3/1/20)

#35 EDUARDO ANDRE

Points
Season: 9 vs. Doane (12/17)
Career: Same

Rebounds
Season: 6 vs. Minnesota (2/27)
Career: Same

Field Goals
Season: 4 vs. Doane (12/17)
Career: Same

Field Goal Attempts
Season: 5 at Illinois (2/25)
Career: Same

3-Point Field Goals
Season: None
Career: Same

3-Point Field Goal Attempts
Season: None
Career: Same

Free Throws
Season: 2 vs. Illinois (2/12)
Career: Same

Free Throw Attempts
Season: 3 at Illinois (2/25)
Career: Same

Assists
Season: 2 at Minnesota (2/8/21)
Career: Same

Steals
Season: 2 at Maryland (2/16)
Career: Same

Blocks
Season: 2 vs. Doane (12/17)
Career: Same

Minutes Played
Season: 14 vs. Doane (12/17); vs. Minnesota (2/27)
Career: Same

#44 BRET PORTER

Points
Season: None
Career: Same

Rebounds
Season: 1 vs. McNeese State (11/25)
Career: oals

Field Goals
Season: None
Career: Same

Field Goal Attempts
Season: None
Career: Same

3-Point Field Goals
Season: None
Career: Same

3-Point Field Goal Attempts
Season: None
Career: Same

Free Throws
Season: None
Career: Same

Free Throw Attempts
Season: None
Career: Same

Assists
Season: None
Career: Same

Steals
Season: None
Career: Same

Blocks
Season: 1 vs. North Dakota State (11/28)
Career: Same

Minutes Played
Season: 3 vs. McNeese State (11/25)
Career: Same

#45 DALANO BANTON

Points
Season: 18 vs. Nevada (11/26)
Career: Same

Rebounds
Season: 11 vs. Doane (12/17)
Career: Same

Field Goals
Season: 7 vs. Michigan (12/25/20)
Career: Same

Field Goal Attempts
Season: 17 vs. Nevada (11/26)
Career: Same

3-Point Field Goals
Season: 3 three times, last at Maryland (2/17)
Career: Same

3-Point Field Goal Attempts
Season: 11 vs. Nevada (11/26)
Career: Same

Free Throws
Season: 6 vs. McNeese State (11/25)
Career: Same

Free Throw Attempts
Season: 8 vs. McNeese State (11/25)
Career: Same

Assists
Season: 10 vs. Doane (12/17)
Career: Same

Steals
Season: 3 vs. McNeese State (11/25); vs. South Dakota (12/1)
Career: Same

Blocks
Season: 4 vs. McNeese State (11/25)
Career: Same

Minutes Played
Season: 37 vs. Nevada (11/26)
Career: Same



#0 TEDDY ALLEN | 6-6 | 223 | Jr. | G | Mesa, Ariz.

CAREER STATS

Year	GP	GS	Total											Rebounds				PF	FO	Ast	TO	Blk	Stl	Pts	Avg
			Min	Avg	FG	FGA	Pct	3FG	3FGA	Pct	FT	FTA	Pct	Off	Def	Tot	Avg								
2017-18*	35	0	417	11.9	91	195	.467	3	25	.120	59	80	.738	44	52	96	2.7	64	0	19	33	0	13	244	7.0
2020-21	22	21	598	27.2	131	292	.449	44	117	.376	56	81	.691	27	77	104	4.7	48	2	38	54	1	28	362	16.5
TOTAL	22	21	598	27.2	131	292	.449	44	117	.376	56	81	.691	27	77	104	4.7	48	2	38	54	1	28	362	16.5
All*	57	21	1015	17.8	222	487	.456	47	142	.331	115	161	.714	71	129	200	3.5	112	2	57	87	1	41	606	10.6

Statistics from West Virginia

2020-21 GAME BY GAME

Opponent	Date	GS	Min	TOTAL			3-PTS			FT	FTA	Pct	REBOUNDS			PF	FO	A	TO	Blk	Stl	Pts	Avg		
				FG	FGA	Pct	3FG	FGA	Pct				Off	Def	Tot									Avg	
McNeese State	11/25/20	*	24	6	10	.600	1	2	.500	1	3	.333	1	4	5	5.0	2	0	2	2	0	3	14	14.0	
Nevada	11/26/20	*	28	3	11	.273	2	7	.286	9	13	.692	4	2	6	5.5	3	0	1	0	0	5	17	15.5	
North Dakota State	11/28/20	*	31	9	17	.529	3	10	.300	1	3	.333	0	7	7	6.0	2	0	2	1	0	5	22	17.7	
South Dakota	12/1/20	*	22	7	15	.467	2	5	.400	7	11	.636	3	2	5	5.8	3	0	1	4	0	1	23	19.0	
Georgia Tech	12/9/20	*	32	4	16	.250	0	5	.000	2	2	1.000	3	0	3	5.2	1	0	1	2	1	1	10	17.2	
at No. 8 Creighton	12/11/20	*	30	10	20	.500	3	6	.500	3	4	.750	5	4	9	5.8	2	0	2	4	0	2	26	18.7	
Doane	12/17/20	*	18	7	14	.500	2	7	.286	0	0	.000	1	4	5	5.7	1	0	1	2	0	2	16	18.3	
at No. 9 Wisconsin	12/22/20	*	25	4	9	.444	3	5	.600	0	2	.000	0	1	1	5.1	5	1	1	3	0	1	11	17.4	
No. 19 Michigan	12/25/20	*	34	9	22	.409	3	10	.300	4	5	.800	1	5	6	5.2	2	0	0	2	0	0	25	18.2	
at No. 25 Ohio State	12/30/20	*	22	3	9	.333	2	5	.400	5	6	.833	0	3	3	5.0	4	0	2	2	0	0	13	17.7	
No. 17 Michigan State	1/2/21	*	26	10	18	.556	3	7	.429	0	0	.000	2	4	6	5.1	3	0	1	3	0	1	23	18.2	
Indiana	1/10/21	*	39	6	15	.400	3	8	.375	6	7	.857	0	5	5	5.1	5	1	1	3	0	0	21	18.4	
at Michigan State	2/6/21	*	23	1	10	.100	0	2	.000	1	2	.500	1	2	3	4.9	2	0	2	3	0	2	3	17.2	
at Minnesota	2/8/21		DNP																						
No. 21 Wisconsin	2/10/21	*	25	4	10	.400	3	5	.600	1	2	.500	1	1	2	4.7	4	0	2	5	0	0	12	16.9	
No. 6 Illinois	2/12/21	*	36	5	12	.417	0	1	.000	5	5	1.000	3	5	8	4.9	1	0	1	2	0	1	15	16.7	
at Penn State	2/14/21	*	34	6	11	.545	2	4	.500	0	0	.000	0	6	6	5.0	1	0	3	2	0	0	14	16.6	
at Maryland	2/16/21	*	35	7	15	.467	2	6	.333	2	4	.500	0	5	5	5.0	1	0	1	1	0	1	18	16.6	
at Maryland	2/17/21	*	32	8	14	.571	4	7	.571	5	5	1.000	1	4	5	5.0	1	0	3	3	0	0	25	17.1	
Purdue	2/20/21	*	19	3	10	.300	0	3	.000	0	2	.000	0	1	1	4.8	0	0	2	2	0	0	6	16.5	
Penn State	2/23/21	*	38	16	24	.667	6	9	.667	3	3	1.000	0	8	8	5.0	2	0	6	4	0	1	41	17.8	
at No. 5 Illinois	2/25/21	*	20	3	7	.429	0	1	.000	1	2	.500	1	3	4	4.9	2	0	1	3	0	0	7	17.2	
Minnesota	2/27/21		10	0	3	.000	0	2	.000	0	0	.000	0	1	1	4.7	1	0	2	1	0	2	0	16.5	
Totals			21	598	131	292	.449	44	117	.376	56	81	.691	27	77	104	4.7	48	2	38	54	1	28	362	16.5

NOTING ALLEN

- Junior college transfer who is a prolific scorer who ranks among Big Ten leaders in scoring
- Had two steals in 10 minutes against Minnesota, but went scoreless in 10 minutes
- Had seven points and four rebounds in 20 minutes at No. 5 Illinois
- Enjoyed a career night against Penn State with a career-high 41 points, eight rebounds and six assists, as his 41 points ranked second in school history and matched the highest total in the Big Ten in 2020-21
- Posted his seventh 20-point game with 25 points, five rebounds and five assists at Maryland on Feb. 17 after having 18 points and a team-high five rebounds the previous night
- Led NU with 14 points, and six rebounds at Penn State, as his basket with 12.3 seconds left gave NU a 62-61 win
- Nearly recorded a double-double with 15 points and eight rebounds against No. 6 Illinois
- Led Nebraska with 21 points and five rebounds in the loss to Indiana - his sixth 20-point game in 2020-21
- Paced Nebraska with 23 points, including 19 in the second half, against No. 17 Michigan State
- Scored 21 of his 25 points in the first half against No. 19 Michigan, while adding six boards in 34 minutes
- Had 26 points and a career-high nine rebounds at No. 8 Creighton
- Led NU with 23 points on 7-of-15 shooting and five boards against South Dakota
- Totaled 17 of his 22 points in the second half against North Dakota State, as he also had seven boards and five steals
- Finished with 17 points, six boards and a career high five steals against Nevada
- Tied for team-high honors with 14 points and added three steals and five boards in a win over McNeese State
- Rated the No. 8 JUCO player nationally as he averaged 31.4 ppg, 7.4 rpg, 3.7 apg and 1.6 spg at Western Nebraska Community College
- Led the nation in field goals and ranked in top 10 nationally in free throws made (third), attempted (third) and percentage (88.1, eighth)
- Posted 17 games with 30+ points including four games of at least 40 points in his lone season at the school
- Began college career at West Virginia, playing in 35 games and averaging 7.0 points and 2.7 rebounds per game
- Had three 20-point efforts, including a pair in Big 12 play (vs. Kansas State, Oklahoma)
- Averaged 11.3 ppg on 55 percent shooting in three NCAA Tournament games, including 10 points in the Sweet 16 against eventual NCAA champion Villanova
- Gatorade Player of the Year at Boys Town High School, averaging 31.6 points, 12.8 rebounds, 4.1 assists and 3.3 steals per game
- Senior year was highlighted by a quadruple-double (33 points, 18 rebounds, 10 assists and 11 steals)
- Younger brother (Timmy) earned second-team All-Pac 12 honors at Utah in 2019-20

MISC. STATS

Category	2020-21	Career*
Double-Figure Scoring	18	30
Double-Figure Rebounding	0	0
Double-Figure Assists	0	0
Double-Doubles	0	0
Led NU in Scoring	13	13
Led NU in Rebounding	6	6
Led NU in Assists	1	1
20+ Point Games	8	11
30+ Point Games	1	1
40+ Point Games	1	1

*-Includes West Virginia

TOP PERFORMANCES OF 2020-21

Category	No.	Opponent (Date)
Points	41	Penn State (2/23)
	26	at Creighton (12/11)
	25	at Maryland (2/17)
	25	Michigan (12/25)
Rebounds	9	at Creighton (12/11)
	8	Illinois (2/12)
	8	Penn State (2/23)
Assists	6	Penn State (2/23)
	3	at Penn State (2/14)
	3	at Maryland (2/17)
	2	Six times
Steals	5	North Dakota State (11/28)
	5	Nevada (11/26)



#2 TREY MCGOWENS | 6-4 | 191 | Jr. | G | Pendleton, S.C.

CAREER STATS

Year	GP	GS	Min	Avg	Total			3FG			3FGA			Pct			Rebounds			PF	FO	Ast	TO	Blk	Stl	Pts	Avg
					FG	FGA	Pct	FT	FTA	Pct	Off	Def	Tot	Avg													
2018-19*	33	32	918	27.8	113	271	.417	32	98	.327	126	165	.764	20	85	105	3.2	93	3	55	80	3	64	384	11.6		
2019-20*	33	32	1110	33.6	124	338	.367	41	132	.311	91	126	.722	15	93	108	3.3	78	1	118	94	2	63	380	11.5		
2020-21	23	23	658	28.6	82	213	.385	23	63	.365	58	92	.630	12	78	90	3.9	60	1	49	52	3	34	245	10.7		
TOTAL	23	23	658	28.6	82	213	.385	23	63	.365	58	92	.630	12	78	90	3.9	60	1	49	52	3	34	245	10.7		
All*	89	87	2686	30.2	319	822	.388	96	293	.328	275	383	.718	47	256	303	3.4	231	5	222	226	8	161	1009	11.3		

*-Statistics from Pittsburgh

2020-21 GAME BY GAME

Opponent	Date	GS	Min	TOTAL			3-PTS			FT	FTA	Pct	REBOUNDS				PF	FO	A	TO	Blk	Stl	Pts	Avg	
				FG	FGA	Pct	3FG	FGA	Pct				Off	Def	Tot	Avg									
McNeese State	11/25/20	*	19	5	9	.556	2	2	1.000	2	3	.667	1	2	3	3.0	3	0	3	2	0	3	14	14.0	
Nevada	11/26/20	*	23	0	5	.000	0	3	.000	0	0	.000	1	1	2	2.5	4	0	2	2	0	0	0	7.0	
North Dakota State	11/28/20	*	34	7	14	.500	2	5	.400	3	4	.750	1	4	5	3.3	2	0	1	3	1	1	19	11.0	
South Dakota	12/1/20	*	30	3	9	.333	1	4	.250	6	7	.857	0	6	6	4.0	4	0	0	2	0	1	13	11.5	
Georgia Tech	12/9/20	*	32	2	9	.222	0	3	.000	2	6	.333	1	8	9	5.0	5	1	1	3	0	0	6	10.4	
at No. 8 Creighton	12/11/20	*	28	5	7	.714	3	3	1.000	2	5	.400	0	2	2	4.5	2	0	0	4	0	1	15	11.2	
Doane	12/17/20	*	21	4	9	.444	0	3	.000	0	1	.000	0	1	1	4.0	0	0	3	0	0	2	8	10.7	
at No. 9 Wisconsin	12/22/20	*	30	2	7	.286	1	2	.500	5	9	.556	2	4	6	4.3	2	0	0	1	0	1	10	10.6	
No. 19 Michigan	12/25/20	*	29	4	11	.364	2	2	1.000	5	6	.833	0	4	4	4.2	3	0	1	0	0	3	15	11.1	
at No. 25 Ohio State	12/30/20	*	26	2	5	.400	1	2	.500	1	2	.500	1	0	1	3.9	1	0	0	3	0	1	6	10.6	
No. 17 Michigan State	1/2/21	*	33	6	10	.600	2	2	1.000	6	7	.857	0	5	5	4.0	4	0	2	3	0	1	20	11.5	
Indiana	1/10/21	*	37	3	10	.300	0	2	.000	4	5	.800	1	5	6	4.2	3	0	6	1	0	2	10	11.3	
at Michigan State	2/6/21	*	32	5	9	.556	0	1	.000	3	5	.600	0	4	4	4.2	2	0	3	3	0	3	13	11.5	
at Minnesota	2/8/21	*	30	2	9	.222	0	1	.000	3	5	.600	2	4	6	4.3	3	0	3	3	0	1	7	11.1	
No. 21 Wisconsin	2/10/21	*	29	2	8	.250	0	1	.000	2	4	.500	0	4	4	4.3	0	0	2	2	0	1	6	10.8	
No. 6 Illinois	2/12/21	*	35	5	20	.250	1	4	.250	4	6	.667	2	3	5	4.3	3	0	2	3	0	1	15	11.1	
at Penn State	2/14/21	*	23	4	9	.444	1	3	.333	1	1	1.000	0	2	2	4.2	1	0	4	3	1	3	10	11.0	
at Maryland	2/16/21	*	28	2	8	.250	1	5	.200	0	0	.000	0	0	0	3.9	2	0	0	2	0	3	5	10.7	
at Maryland	2/17/21	*	22	0	5	.000	0	2	.000	0	0	.000	0	5	5	4.0	3	0	2	3	0	0	0	10.1	
Purdue	2/20/21	*	31	3	5	.600	2	2	1.000	1	2	.500	0	2	2	3.9	1	0	3	2	0	0	9	10.1	
Penn State	2/23/21	*	30	5	12	.417	2	6	.333	5	8	.625	0	4	4	3.9	4	0	3	4	1	2	17	10.4	
at No. 5 Illinois	2/25/21	*	26	6	16	.375	1	4	.250	3	4	.750	0	4	4	3.9	4	0	1	2	0	2	16	10.6	
Minnesota	2/27/21	*	31	5	7	.714	1	1	1.000	0	2	.000	0	4	4	3.9	4	0	5	2	0	2	11	10.7	
Totals			23	658	82	213	.385	23	63	.365	58	92	.630	12	78	90	3.9	60	1	49	52	3	34	245	10.7

NOTING MCGOWENS


- Athletic guard who is among the Big Ten leaders in steals (1.4 spg) in his first season at Nebraska
- Played well against Minnesota with 11 points on 5-of-7 shooting, along with five assists and four rebounds
- Led NU with 16 points along with four rebounds and two steals at No. 5 Illinois
- Totaled 17 points, four rebounds, three assists and two steals vs. Penn State
- Had 10 points, four assists and three steals in the win at Penn State
- Tallied 15 points and five rebounds against No. 6 Illinois
- Led NU in points (13), assists (three) and steals (three) in the loss at Michigan State
- Totaled 10 points, six rebounds and a career-high six assists and a pair of steals against Indiana
- Posted his first 20-point game as a Husker with 20 points on 6-of-10 shooting, including 2-of-2 from 3-point range, and five rebounds against No. 17 Michigan State
- Tallied 15 points, including a pair of 3-pointers, four rebounds and a game-high three steals vs. No. 19 Michigan
- Finished with 10 points, six rebounds and a pair of assists at No. 9 Wisconsin
- Had 15 points, including 3-of-3 from 3-point range, and a steal on 28 minutes vs. No. 8 Creighton
- Scored 19 points, including a pair of 3-pointers and added five rebounds vs. North Dakota State
- Tied for team-high honors with 14 points while adding three assists and three steals in a win over McNeese State
- Was a two-year starter at Pittsburgh, starting 64 of 66 games at the school
- Averaged 11.5 points, 3.6 assists, 3.3 rebounds and 1.9 steals per game, as he ranked among ACC leaders in steals (fourth), assists (10th), assist-to-turnover ratio (15th, 1.26-to-1) and minutes played (13th, 33.8 per game)
- Posted 20 double-figure scoring games, including three games of at least 20 points
- Started 32 games as a freshman, averaging 11.6 points, 3.2 rebounds, 1.9 steals and 1.7 assists per game, finishing third in the ACC in steals per game
- Reached double figures 17 times and tied or set three single-game Pitt freshman records, including points (33), steals (7) and free throws (18)
- Scored a career-high 33 points against Louisville, going 12-of-19 from the field against the Cardinals
- Attended Hargrave (Va.) Military Academy as a senior, averaging 18.4 ppg, 6.3 apg, 5.4 rpg and 3.2 spg
- Led Wren (S.C.) High School to a 25-3 record and the AAAA State Championship game in 2017 after averaging 18.3 ppg, 6.8 apg, 4.3 rpg and 3.6 spg
- His father (Bobby) played football at Clemson before transferring to South Carolina State to play both football and basketball, finishing as the school's all-time receiving leader and helped the school make two NCAA Tournament appearances
- His mother (Pam) played basketball at Western Carolina and is a high school basketball coach

MISC. STATS

Category	2020-21	Career
Double-Figure Scoring	14	51
Double-Figure Rebounding	0	0
Double-Figure Assists	0	0
Double-Doubles	0	0
Led NU in Scoring	3	3
Led NU in Rebounding	3	3
Led NU in Assists	2	2
20+ Point Games	1	8
30+ Point Games	0	3

TOP PERFORMANCES OF 2020-21

Category	No.	Opponent (Date)
Points	20	Michigan State (1/2)
	19	North Dakota State (11/28)
Rebounds	9	Georgia Tech (12/9)
	6	at Minnesota (2/8)
	6	Indiana (1/10)
	6	South Dakota (12/1)
Assists	6	at Wisconsin (12/22)
	6	Indiana (1/10)
	5	Minnesota (2/27)
	4	at Penn State (2/14)
Steals	3	at Maryland (2/16)
	3	at Michigan State (2/6)
	3	McNeese State (11/25)
	3	Michigan (12/25)
	3	at Penn State (2/14)



#3 ELIJAH WOOD | 6-5 | 174 | Fr. | G | Potomac, Md.

CAREER STATS																									
Year	GP	GS	Min	Avg	Total					Rebounds					PF	FO	Ast	TO	Blk	Stl	Pts	Avg			
					FG	FGA	Pct	3FG	3FGA	Pct	FT	FTA	Pct	Off									Def	Tot	Avg
2020-21	11	0	35	3.2	3	12	.250	2	10	.200	0	0	.000	0	5	5	0.5	0	0	3	3	0	3	8	0.7
TOTAL	11	0	35	3.2	3	12	.250	2	10	.200	0	0	.000	0	5	5	0.5	0	0	3	3	0	3	8	0.7

2020-21 GAME BY GAME

Opponent	Date	GS	Min	TOTAL			3-PTS			REBOUNDS			PF	FO	A	TO	Blk	Stl	Pts	Avg				
				FG	FGA	Pct	3FG	FGA	Pct	FT	FTA	Pct									Off	Def	Tot	Avg
McNeese State	11/25/20		9	0	2	.000	0	2	.000	0	0	.000	0	2	2	2.0	0	0	2	0	0	0	0	0.0
Nevada	11/26/20		DNP																					
North Dakota State	11/28/20		2	0	1	.000	0	1	.000	0	0	.000	0	0	0	1.0	0	0	0	1	0	1	0	0.0
South Dakota	12/1/20		DNP																					
Georgia Tech	12/9/20		DNP																					
at No. 8 Creighton	12/11/20		2	0	1	.000	0	1	.000	0	0	.000	0	0	0	0.7	0	0	0	1	0	0	0	0.0
Doane	12/17/20		12	3	5	.600	2	4	.500	0	0	.000	0	3	3	1.3	0	0	1	0	0	0	8	2.0
at No. 9 Wisconsin	12/22/20		0	0	0	.000	0	0	.000	0	0	.000	0	0	0	1.0	0	0	0	0	0	0	0	1.6
No. 19 Michigan	12/25/20		DNP																					
at No. 25 Ohio State	12/30/20		4	0	2	.000	0	2	.000	0	0	.000	0	0	0	0.8	0	0	0	0	0	1	0	1.3
No. 17 Michigan State	1/2/21		DNP																					
Indiana	1/10/21		DNP																					
at Michigan State	2/6/21		DNP																					
at Minnesota	2/8/21		DNP																					
No. 21 Wisconsin	2/10/21		1	0	0	.000	0	0	.000	0	0	.000	0	0	0	0.7	0	0	0	0	0	0	0	1.1
No. 6 Illinois	2/12/21		DNP																					
at Penn State	2/14/21		DNP																					
at Maryland	2/16/21		1	0	0	.000	0	0	.000	0	0	.000	0	0	0	0.6	0	0	0	1	0	0	0	1.0
at Maryland	2/17/21		1	0	0	.000	0	0	.000	0	0	.000	0	0	0	0.6	0	0	0	0	0	0	0	0.9
Purdue	2/20/21		1	0	1	.000	0	0	.000	0	0	.000	0	0	0	0.5	0	0	0	0	0	1	0	0.8
Penn State	2/23/21		DNP																					
at No. 5 Illinois	2/25/21		2	0	0	.000	0	0	.000	0	0	.000	0	0	0	0.5	0	0	0	0	0	0	0	0.7
Minnesota	2/27/21		DNP																					
Totals		0	35	3	12	.250	2	10	.200	0	0	.000	0	5	5	0.5	0	0	3	3	0	3	8	0.7

NOTING WOOD


- Freshman guard who was originally going to go to Hargrave Military Academy, but reclassified into the class of 2020
- Had a steal against Purdue
- Saw limited action in both games against Maryland
- Played the final minute against No. 21 Wisconsin
- Had a steal in the final 4:13 at No. 25 Ohio State
- Enjoyed his best game of the year with eight points, including a 3-pointer to beat the first-half buzzer, three rebounds and an assist against Doane
- Made his debut against McNeese State, dishing out two assists and grabbing a pair of rebounds in nine minutes
- Spent senior year at Berkmar (Ga.) High School, averaging 10.0 ppg, 2.0 apg and 1.5 spg in helping the school to an 18-10 record and a Class AAAAAA (largest class in Georgia) quarterfinal appearance
- Averaged 11 ppg, 5.4 rpg, 4.1 apg and 1.8 bpg at Bethesda-Chevy Chase High School, reaching double figures 12 times and dishing out five or more assists eight times
- Chose Nebraska over schools such as Florida, Mississippi, Providence and TCU after reclassifying in June
- Father (Anthony) played at Hampton University, leading the team with 5.4 assists per game in 1988-89

MISC. STATS

Category	2020-21	Career
Double-Figure Scoring	0	0
Double-Figure Rebounding	0	0
Double-Figure Assists	0	0
Double-Doubles	0	0
Led NU in Scoring	0	0
Led NU in Rebounding	0	0
Led NU in Assists	0	0
20+ Point Games	0	0
30+ Point Games	0	0

TOP PERFORMANCES OF 2020-21

Category	No.	Opponent (Date)
Points	8	Doane (12/17)
Rebounds	3	Doane (12/17)
	2	McNeese State (11/25)
Assists	2	McNeese State (11/25)



#4 SHAMIEL STEVENSON | 6-6 | 245 | Jr. | G/F | Toronto, Ontario, Canada

CAREER STATS

Year	GP	GS	Min	Avg	Total					Rebounds					PF	FO	Ast	TO	Blk	Stl	Pts	Avg			
					FG	FGA	Pct	3FG	3FGA	Pct	FT	FTA	Pct	Off									Def	Tot	Avg
2017-18*	32	13	761	23.8	95	188	.505	15	40	.375	68	112	.607	27	114	141	4.4	50	2	33	72	8	16	273	8.5
2018-19*	4	0	32	8.0	7	12	.583	1	1	1.000	0	1	.000	0	7	7	1.8	3	0	1	3	1	3	15	3.8
2020-21	23	0	343	14.9	43	97	.443	6	31	.194	42	59	.712	12	46	58	2.5	36	0	14	37	7	16	134	5.8
TOTAL	23	0	343	14.9	43	97	.443	6	31	.194	42	59	.712	12	46	58	2.5	36	0	14	37	7	16	134	5.8
All*	59	13	1136	19.3	145	297	.488	22	72	.306	110	172	.640	39	167	206	3.5	89	2	48	112	16	35	422	7.2

*-Statistics from Pittsburgh

2020-21 GAME BY GAME

Opponent	Date	GS	Min	TOTAL			3-PTS			FT	FTA	Pct	REBOUNDS				PF	FO	A	TO	Blk	Stl	Pts	Avg
				FG	FGA	Pct	3FG	FGA	Pct				Off	Def	Tot	Avg								
McNeese State	11/25/20	22	4	4	1.000	0	0	.000	6	8	.750	3	3	6	6.0	3	0	2	0	0	2	14	14.0	
Nevada	11/26/20	21	3	5	.600	0	1	.000	3	3	1.000	0	3	3	4.5	3	0	0	2	0	0	9	11.5	
North Dakota State	11/28/20	12	1	3	.333	0	2	.000	1	2	.500	0	1	1	3.3	4	0	0	1	0	0	3	8.7	
South Dakota	12/1/20	27	4	7	.571	0	2	.000	3	5	.600	1	3	4	3.5	3	0	1	2	0	2	11	9.3	
Georgia Tech	12/9/20	16	1	2	.500	0	0	.000	0	0	.000	1	2	3	3.4	1	0	0	1	0	0	2	7.8	
at No. 8 Creighton	12/11/20	17	1	6	.167	0	3	.000	0	0	.000	1	2	3	3.3	2	0	1	2	0	0	2	6.8	
Doane	12/17/20	16	1	3	.333	1	2	.500	4	4	1.000	0	1	1	3.0	2	0	3	3	1	2	7	6.9	
at No. 9 Wisconsin	12/22/20	1	0	1	.000	0	1	.000	0	0	.000	0	0	0	2.6	0	0	0	1	0	0	0	6.0	
No. 19 Michigan	12/25/20	4	0	0	.000	0	0	.000	0	0	.000	0	1	1	2.4	1	0	0	0	0	0	0	5.3	
at No. 25 Ohio State	12/30/20	14	1	5	.200	0	3	.000	4	6	.667	0	0	0	2.2	1	0	0	2	1	0	6	5.4	
No. 17 Michigan State	1/2/21	5	0	1	.000	0	0	.000	0	0	.000	0	1	1	2.1	1	0	0	1	0	0	0	4.9	
Indiana	1/10/21	14	2	4	.500	0	0	.000	3	4	.750	0	1	1	2.0	0	0	1	1	0	0	7	5.1	
at Michigan State	2/6/21	19	3	7	.429	0	2	.000	2	4	.500	1	3	4	2.2	1	0	2	3	1	2	8	5.3	
at Minnesota	2/8/21	31	5	10	.500	0	1	.000	4	6	.667	2	4	6	2.4	4	0	0	5	2	1	14	5.9	
No. 21 Wisconsin	2/10/21	13	1	3	.333	0	0	.000	1	2	.500	0	5	5	2.6	2	0	0	2	0	2	3	5.7	
No. 6 Illinois	2/12/21	10	2	3	.667	1	1	1.000	0	0	.000	1	0	1	2.5	0	0	2	3	0	0	5	5.7	
at Penn State	2/14/21	8	1	1	1.000	0	0	.000	0	0	.000	0	2	2	2.5	1	0	0	2	1	1	2	5.5	
at Maryland	2/16/21	15	2	6	.333	0	1	.000	1	2	.500	1	2	3	2.5	3	0	0	0	0	1	5	5.4	
at Maryland	2/17/21	16	3	5	.600	1	2	.500	2	3	.667	0	2	2	2.5	0	0	0	0	0	1	9	5.6	
Purdue	2/20/21	21	3	6	.500	1	3	.333	3	4	.750	1	5	6	2.7	0	0	0	2	0	1	10	5.9	
Penn State	2/23/21	7	0	2	.000	0	1	.000	0	0	.000	0	0	0	2.5	0	0	1	1	0	1	0	5.6	
at No. 5 Illinois	2/25/21	19	4	8	.500	1	5	.200	3	4	.750	0	1	1	2.5	2	0	0	1	0	0	12	5.9	
Minnesota	2/27/21	16	1	5	.200	1	1	1.000	2	2	1.000	0	4	4	2.5	2	0	1	2	1	0	5	5.8	
Totals		0	343	43	97	.443	6	31	.194	42	59	.712	12	46	58	2.5	36	0	14	37	7	16	134	5.8

NOTING STEVENSON


- Transfer who provides a physical presence and can play a number of frontcourt spots
- Finished with five points and four rebounds in 16 minutes in the win over Minnesota
- Had 12 points on 4-of-8 shooting at No. 5 Illinois
- Led NU with 10 points and matched his season best with six rebounds vs. Purdue
- Came off the bench with nine points, two rebounds and a steal at Maryland on Feb. 17
- Finished with five points and two assists in 10 minutes against No. 6 Illinois
- Totaled three points, five rebounds and a pair of steals against No. 21 Wisconsin
- Tied season bests in points (14) and rebounds (six) in a season-high 31 minutes at Minnesota
- Gave the Huskers a strong effort off the bench at Michigan State with eight points, four boards, two assists and a pair of steals in 19 minutes - his most minutes since Dec. 1
- Provided a lift off the bench against Indiana with seven points and an assist in 14 minutes of work
- Had six points and a blocked shot in 14 minutes at No. 25 Ohio State
- Grabbed a rebound in four minutes against No. 19 Michigan
- Tallied seven points and a season-high three assists in 16 minutes off the bench against Doane
- Had two points and three boards in 17 minutes at No. 8 Creighton
- Had two points and three rebounds in 16 minutes of work against Georgia Tech
- Keyed NU's win over South Dakota with 11 points, four rebounds and two steals in 27 minutes off the bench
- Totaled nine points and three boards in 21 minutes against Nevada
- Tied for game-high honors against McNeese State, hitting all four shots from the field and added six rebounds, two assists and two steals in 22 minutes
- Sat out the 2019-20 season following his NCAA appeal being denied on Nov. 26, 2019
- Played in 32 games, including 13 starts at Pittsburgh in 2017-18, averaging 8.5 points on 51 percent shooting and 4.4 rebounds per game to rank second on the Panthers in rebounds
- Reached double figures 13 times, including a career-high 19 points against Montana
- Played at Hillcrest (Ariz.) Prep, averaging 14.2 ppg and 6.3 rpg and was selected to play in the 2017 BioSteel All-Canadian Game

MISC. STATS

Category	2020-21	Career
Double-Figure Scoring	4	17
Double-Figure Rebounding	0	0
Double-Figure Assists	0	0
Double-Doubles	0	0
Led NU in Scoring	2	2
Led NU in Rebounding	1	1
Led NU in Assists	0	0
20+ Point Games	0	0
30+ Point Games	0	0

TOP PERFORMANCES OF 2020-21

Category	No.	Opponent (Date)
Points	14	at Minnesota (2/8)
	14	McNeese State (11/25)
	12	at Illinois (2/25)
Rebounds	6	McNeese State (11/25)
	6	at Minnesota (2/8)
	6	Purdue (2/20)
Assists	3	Doane (12/17)
	2	Illinois (2/12)
	2	at Michigan State (2/6)
	2	McNeese State (11/25)
Steals	2	McNeese State (11/25)
	2	at Michigan State (2/6)
	2	South Dakota (12/1)
	2	Doane (12/17)



#10 KOBE WEBSTER | 6-0 | 172 | Sr. | G | Indianapolis, Ind.

CAREER STATS

Year	GP	GS	Min	Avg	Total					Rebounds			PF	FO	Ast	TO	Blk	Stl	Pts	Avg					
					FG	FGA	Pct	3FG	3FGA	Pct	FT	FTA									Pct	Off	Def	Tot	Avg
2017-18*	28	28	935	33.4	165	383	.431	59	161	.366	57	73	.781	10	106	116	4.1	44	0	97	63	3	20	446	15.9
2018-19*	31	31	1054	34.0	195	455	.429	76	184	.413	60	85	.706	14	123	137	4.4	60	0	97	50	1	34	526	17.0
2019-20*	26	26	876	33.7	173	415	.417	49	147	.333	50	64	.781	12	71	83	3.2	37	0	93	54	3	23	445	17.1
2020-21	23	1	504	21.9	59	153	.386	32	87	.368	14	21	.667	2	35	37	1.6	21	0	26	19	1	11	164	7.1
TOTAL	23	1	504	21.9	59	153	.386	32	87	.368	14	21	.667	2	35	37	1.6	21	0	26	19	1	11	164	7.1
All*	108	86	3369	31.2	592	1406	.421	216	579	.373	181	243	.745	38	335	373	3.5	162	0	313	186	8	88	1581	14.6

* Statistics from Western Illinois

2020-21 GAME BY GAME

Opponent	Date	GS	Min	TOTAL			3-PTS			FT	FTA	Pct	REBOUNDS			PF	FO	A	TO	Blk	Stl	Pts	Avg	
				FG	FGA	Pct	3FG	FGA	Pct				Off	Def	Tot									Avg
McNeese State	11/25/20	24	5	7	.714	1	3	.333	2	2	1.000	0	2	2	2.0	0	0	2	0	0	2	13	13.0	
Nevada	11/26/20	20	4	10	.400	2	6	.333	3	4	.750	0	0	0	1.0	2	0	1	2	0	3	13	13.0	
North Dakota State	11/28/20	17	1	4	.250	0	3	.000	2	2	1.000	0	4	4	2.0	1	0	2	1	0	0	4	10.0	
South Dakota	12/1/20	23	4	11	.364	2	7	.286	1	2	.500	0	4	4	2.5	2	0	0	0	0	0	11	10.3	
Georgia Tech	12/9/20	29	7	9	.778	6	7	.857	0	0	.000	0	2	2	2.4	4	0	1	2	0	0	20	12.2	
at No. 8 Creighton	12/11/20	24	2	8	.250	1	5	.200	0	2	.000	0	1	1	2.2	0	0	2	2	1	0	5	11.0	
Doane	12/17/20	20	5	7	.714	2	3	.667	0	0	.000	1	2	3	2.3	1	0	2	0	0	1	12	11.1	
at No. 9 Wisconsin	12/22/20	14	0	3	.000	0	2	.000	0	0	.000	0	0	0	2.0	0	0	2	0	0	0	0	9.8	
No. 19 Michigan	12/25/20	13	0	3	.000	0	1	.000	0	0	.000	0	0	0	1.8	1	0	1	1	0	0	0	8.7	
at No. 25 Ohio State	12/30/20	21	1	8	.125	0	5	.000	0	0	.000	0	2	2	1.8	2	0	1	1	0	0	2	8.0	
No. 17 Michigan State	1/2/21	34	3	9	.333	2	5	.400	2	2	1.000	0	2	2	1.8	2	0	0	0	0	0	10	8.2	
Indiana	1/10/21	15	1	4	.250	1	2	.500	0	0	.000	0	0	0	1.7	1	0	0	0	0	0	3	7.8	
at Michigan State	2/6/21	24	1	6	.167	1	3	.333	1	3	.333	1	0	1	1.6	0	0	1	0	0	1	4	7.5	
at Minnesota	2/8/21	23	3	7	.429	0	2	.000	1	2	.500	0	2	2	1.6	0	0	0	0	0	0	7	7.4	
No. 21 Wisconsin	2/10/21	19	1	4	.250	0	0	.000	0	0	.000	0	2	2	1.7	0	0	0	0	0	0	2	7.1	
No. 6 Illinois	2/12/21	11	0	1	.000	0	0	.000	0	0	.000	0	0	0	1.6	0	0	1	0	0	0	0	6.6	
at Penn State	2/14/21	29	5	12	.417	3	8	.375	0	0	.000	0	4	4	1.7	1	0	0	2	0	0	13	7.0	
at Maryland	2/16/21	22	1	3	.333	1	2	.500	0	0	.000	0	1	1	1.7	1	0	1	0	0	2	3	6.8	
at Maryland	2/17/21	22	3	7	.429	2	5	.400	0	0	.000	0	2	2	1.7	1	0	1	1	0	0	8	6.8	
Purdue	2/20/21	24	3	11	.273	3	8	.375	0	0	.000	0	1	1	1.7	0	0	1	0	0	0	9	7.0	
Penn State	2/23/21	23	1	4	.250	1	2	.500	0	0	.000	0	2	2	1.7	1	0	2	3	0	0	3	6.8	
at No. 5 Illinois	2/25/21	21	5	9	.556	2	5	.400	0	0	.000	0	1	1	1.6	0	0	1	1	0	0	12	7.0	
Minnesota	2/27/21	*	33	3	6	.500	2	3	.667	2	2	1.000	0	1	1	1.6	1	0	4	3	0	2	10	7.1
Totals		1	504	59	153	.386	32	87	.368	14	21	.667	2	35	37	1.6	21	0	26	19	1	11	164	7.1

NOTING WEBSTER

- Graduate transfer who adds experience and playmaking ability in the guard spot
- Made his first start of the season against Minnesota and had 10 points, four assists and a pair of steals
- Reached double figured with 12 points on 5-of-9 shooting at No. 5 Illinois
- Tallied nine points, including a trio of 3-pointers, in 24 minutes off the bench against Purdue
- Had eight points, including a pair of 3-pointers, in 22 minutes off the bench at Maryland on Feb. 17
- Played a key role in NU's win at Penn State with 13 points, including three 3-pointers, and four rebounds
- Played 22 minutes at Minnesota, finishing with seven points and two rebounds
- Broke out of a mini slump with 10 points, including a pair of 3-pointers, in 34 minutes vs. No. 17 Michigan State
- Tallied 12 points on 5-of-7 shooting and a pair of assists in 20 minutes against Doane
- Enjoyed a career night against Georgia Tech, hitting 7-of-9 shots from the floor, including a career-high six 3-pointers, as part of a 20-point night
 - Came off the bench and had 11 points and four boards in 22 minutes against South Dakota
 - Totaled 13 points, including a pair of 3-pointers, in 20 minutes off the bench against Nevada
- Made a strong debut with 13 points on 5-of-7 shooting, two assists and two steals against McNeese State
- Three-year starter at Western Illinois, starting 85 games and earning All-Summit League honors in 2019 and 2020
- Started 26 games at WIU in 2019-20, averaging 17.1 points, 3.6 assists and 3.2 rebounds per game en route to second-team all-conference honors
 - Ranked among league leaders in scoring (sixth), assists (fifth) and assist-to-turnover ratio (1.72-to-1, fourth)
 - Had six 20-point games, including a school-record 40-point performance against Omaha, in 2019-20
 - Garnered second-team all-Summit League honors in 2018-19 after averaging 17.0 points, 4.0 rebounds and 3.1 assists per game, while finishing fifth in scoring, assist-to-turnover ratio and 3-pointers per game
- Attended Park Tudor School in Indianapolis, helping the school to a pair of state titles in 2014 and 2015 with college standouts Jaren Jackson Jr. (Michigan State) and Trevon Bluiett (Xavier)
- Started three seasons at Park Tutor, averaging 16 points, four rebounds and four assists per game as a senior to earn third-team all-state by the AP
 - Invited to the Indiana's Top 60 showcase following a junior campaign when he averaged 14.5 points and 3.7 assists per game
- Played his AAU ball with the Indiana Elite, winning a national championship in 2015
- Graduated with a degree in management in three years and was a first-team Academic All-District pick in 2019
- Pursuing a master's degree in higher education administration at Nebraska

MISC. STATS

Category	2020-21	Career
Double-Figure Scoring	8	80
Double-Figure Rebounding	0	1
Double-Figure Assists	0	0
Double-Doubles	0	1
Led NU in Scoring	1	1
Led NU in Rebounding	0	0
Led NU in Assists	0	0
20+ Point Games	1	25
30+ Point Games	0	1
40+ Point Games	0	1

*-Includes Western Illinois

TOP PERFORMANCES OF 2020-21

Category	No.	Opponent (Date)
Points	20	Georgia Tech (12/9)
	13	at Penn State (2/14)
	13	McNeese State (11/25)
	13	Nevada (11/26)
Rebounds	4	at Penn State (2/14)
	4	North Dakota State (11/28)
	4	South Dakota (12/1)
Assists	4	Minnesota (2/27)
	2	Six Times
Steals	3	Nevada (11/26)
	2	McNeese State (11/25)
	2	at Maryland (2/16)
	2	Minnesota (2/27)



#11 LAT MAYEN | 6-9 | 205 | Jr. | F | Adelaide, Australia

CAREER STATS

Year	GP	GS	Min	Avg	Total					Rebounds					PF	FO	Ast	TO	Blk	Stl	Pts	Avg			
					FG	FGA	Pct	3FG	3FGA	Pct	FT	FTA	Pct	Off									Def	Tot	Avg
2018-19*	17	0	134	7.9	11	26	.423	7	20	.350	7	9	.778	5	16	21	1.2	14	0	4	11	4	4	36	2.1
2020-21	23	23	578	25.1	63	165	.382	37	111	.333	17	23	.739	17	81	98	4.3	60	2	15	33	14	9	180	7.8
TOTAL	23	23	578	25.1	63	165	.382	37	111	.333	17	23	.739	17	81	98	4.3	60	2	15	33	14	9	180	7.8
All*	40	23	712	17.8	74	191	.387	44	131	.336	24	32	.750	22	97	119	3.0	74	2	19	44	18	13	216	5.4

*-Statistics from TCU

2020-21 GAME BY GAME

Opponent	Date	GS	Min	TOTAL			3-PTS			FT	FTA	Pct	REBOUNDS				PF	FO	A	TO	Blk	Stl	Pts	Avg	
				FG	FGA	Pct	3FG	FGA	Pct				Off	Def	Tot	Avg									
McNeese State	11/25/20	*	24	5	11	.455	3	7	.429	0	0	.000	3	3	6	6.0	2	0	1	1	0	0	13	13.0	
Nevada	11/26/20	*	27	2	9	.222	2	9	.222	1	3	.333	0	5	5	5.5	4	0	1	1	0	1	7	10.0	
North Dakota State	11/28/20	*	22	4	7	.571	3	6	.500	1	2	.500	1	3	4	5.0	3	0	1	1	0	0	12	10.7	
South Dakota	12/1/20	*	31	2	8	.250	2	4	.500	0	0	.000	4	8	12	6.8	2	0	4	4	1	1	6	9.5	
Georgia Tech	12/9/20	*	27	2	5	.400	1	3	.333	2	2	1.000	1	3	4	6.2	4	0	0	2	0	0	7	9.0	
at No. 8 Creighton	12/11/20	*	18	0	1	.000	0	1	.000	2	2	1.000	0	4	4	5.8	4	0	1	3	0	0	2	7.8	
Doane	12/17/20	*	18	2	8	.250	0	4	.000	0	1	.000	3	3	6	5.9	0	0	1	0	1	0	4	7.3	
at No. 9 Wisconsin	12/22/20	*	28	2	9	.222	0	6	.000	1	2	.500	1	1	2	5.4	1	0	0	1	3	2	5	7.0	
No. 19 Michigan	12/25/20	*	21	1	4	.250	0	2	.000	0	0	.000	0	3	3	5.1	4	0	0	2	2	1	2	6.4	
at No. 25 Ohio State	12/30/20	*	21	2	8	.250	1	6	.167	2	2	1.000	1	1	2	4.8	1	0	0	1	0	0	7	6.5	
No. 17 Michigan State	1/2/21	*	15	3	5	.600	2	3	.667	0	0	.000	0	3	3	4.6	5	1	0	1	1	1	8	6.6	
Indiana	1/10/21	*	25	5	9	.556	5	9	.556	0	0	.000	1	5	6	4.8	4	0	0	1	0	0	15	7.3	
at Michigan State	2/6/21	*	25	4	10	.400	2	7	.286	0	0	.000	1	3	4	4.7	1	0	0	2	1	0	10	7.5	
at Minnesota	2/8/21	*	23	5	9	.556	3	6	.500	2	2	1.000	0	6	6	4.8	5	1	0	1	0	1	15	8.1	
No. 21 Wisconsin	2/10/21	*	34	6	12	.500	2	6	.333	0	0	.000	1	6	7	4.9	1	0	1	2	0	0	14	8.5	
No. 6 Illinois	2/12/21	*	38	5	12	.417	3	8	.375	3	3	1.000	0	4	4	4.9	1	0	0	0	0	1	16	8.9	
at Penn State	2/14/21	*	28	1	4	.250	0	2	.000	0	0	.000	0	3	3	4.8	1	0	3	1	2	0	2	8.5	
at Maryland	2/16/21	*	28	2	7	.286	2	5	.400	0	0	.000	0	3	3	4.7	3	0	1	1	1	1	6	8.4	
at Maryland	2/17/21	*	33	4	8	.500	2	3	.667	3	3	1.000	0	6	6	4.7	3	0	0	2	0	0	13	8.6	
Purdue	2/20/21	*	18	2	7	.286	0	4	.000	0	0	.000	0	3	3	4.7	2	0	0	1	0	0	4	8.4	
Penn State	2/23/21	*	25	1	3	.333	1	3	.333	0	1	.000	0	2	2	4.5	3	0	0	2	1	0	3	8.1	
at No. 5 Illinois	2/25/21	*	26	0	3	.000	0	1	.000	0	0	.000	0	2	2	4.4	2	0	0	1	1	0	0	7.8	
Minnesota	2/27/21	*	24	3	6	.500	3	6	.500	0	0	.000	0	1	1	4.3	4	0	1	2	0	0	9	7.8	
Totals			23	578	63	165	.382	37	111	.333	17	23	.739	17	81	98	4.3	60	2	15	33	14	9	180	7.8

NOTING MAYEN

- Junior college transfer who has impressed coaches with his shooting and work ethic
- Broke out of a mini slump with nine point on 3-of-6 shooting in 24 minutes against Minnesota
- Totaled 13 points and six rebounds at Maryland on Feb. 17
- Established a career best with 16 points in a season-high 37 minutes at Illinois
- Tallied 14 points and seven rebounds in 34 minutes against No. 21 Wisconsin
- Reached double figures for the third straight game by matching his season high with 15 points, including 13 in the second half
- Finished with 10 points and four boards at Michigan State
- Put up a career-high 15 points, including 5-of-9 from 3-point range, and six boards vs. Indiana
- Played just 15 minutes before fouling out, but had eight points, three boards and a blocked shot vs. No. 17 MSU
- Had seven points and two boards in 21 minutes at No. 25 Ohio State
- Totaled five points, two boards and a career-high three blocked shots at No. 9 Wisconsin
- Grabbed a career-high 12 boards and dished out a personal best four assists in 31 minutes vs. South Dakota
- Reached double figures for the second time with 12 points, including a trio of 3-pointers, and four rebounds against North Dakota State
- Had seven points and five rebounds in a loss to Nevada
- Finished with a career-high 13 points, including a trio of 3-pointers, and six boards against McNeese State
- Rated the No. 18 JUCO nationally in 2019-20 at Chipola (Fla.) College, as he averaged 11.8 points, 8.4 rebounds and 2.7 assists per game
- Shot 38 percent from 3-point range while posting eight double-doubles on the year
- Played in 17 games at TCU in 2018-19 before a knee injury ended his redshirt freshman season
- Averaged 2.1 points and 1.2 rebounds per game off the bench, highlighted by a 12-point, six-rebound effort against West Virginia
- Was one of the top recruits in Australia in the 2017 class, as he was a four-star recruit and the No. 2 ranked player in Australia by AUSA Hoops
- Was a member of the Australian National Program, playing in the 2016 Albert Schweitzer Tournament in Germany on the U18 team and was in the U19 National Team program.
- Averaged 12.0 points, 5.3 rebounds and 0.8 assists for Basketball Australia Centre of Excellence during the 2016-17 season, shooting 39.5 percent from 3-point range

MISC. STATS

Category	2020-21	Career
Double-Figure Scoring	8	9
Double-Figure Rebounding	1	1
Double-Figure Assists	0	0
Double-Doubles	0	0
Led NU in Scoring	3	3
Led NU in Rebounding	2	2
Led NU in Assists	1	1
20+ Point Games	0	0
30+ Point Games	0	0

TOP PERFORMANCES OF 2020-21

Category	No.	Opponent (Date)
Points	16	Illinois (2/10)
	15	Indiana (1/10)
	15	at Minnesota (2/8)
	14	Wisconsin (2/10)
Rebounds	12	South Dakota (12/1)
	7	Wisconsin (2/10)
	6	at Maryland (2/17)
	6	at Minnesota (2/8)
	6	Indiana (1/10)
	6	Doane (12/17)
	6	McNeese State (11/25)
Assists	4	South Dakota (12/1)



#13 DERRICK WALKER | 6-8 | 232 | Jr. | F | Kansas City, Mo.

CAREER STATS

Year	GP	GS	Min		Total			3FG			3FGA			FT			FTA			Rebounds				PF	FO	Ast	TO	Blk	Stl	Pts	Avg
			Min	Avg	FG	FGA	Pct	3FG	3FGA	Pct	FT	FTA	Pct	Off	Def	Tot	Avg														
2017-18*	34	0	299	8.8	28	47	.596	0	0	.000	10	25	.400	29	46	75	2.2	43	0	9	21	7	3	66	1.9						
2018-19*	30	0	160	5.3	10	19	.526	0	0	.000	5	19	.263	8	24	32	1.1	28	0	7	6	3	6	25	0.8						
2020-21	12	12	236	19.7	28	47	.596	0	1	.000	8	16	.500	16	38	54	4.5	39	1	16	20	11	10	64	5.3						
TOTAL	12	12	236	19.7	28	47	.596	0	1	.000	8	16	.500	16	38	54	4.5	39	1	16	20	11	10	64	5.3						
All*	76	12	695	9.1	66	113	.584	0	1	.000	23	60	.383	53	108	161	2.1	110	1	32	47	21	19	155	2.0						

* Statistics from Tennessee

2020-21 GAME BY GAME

Opponent	Date	GS	Min	TOTAL			3-PTS			FT	FTA	Pct	REBOUNDS				PF	FO	A	TO	Blk	Stl	Pts	Avg				
				FG	FGA	Pct	3FG	FGA	Pct				Off	Def	Tot	Avg												
McNeese State	11/25/20		DNP																									
Nevada	11/26/20		DNP																									
North Dakota State	11/28/20		DNP																									
South Dakota	12/1/20		DNP																									
Georgia Tech	12/9/20		DNP																									
at No. 8 Creighton	12/11/20		DNP																									
Doane	12/17/20		DNP																									
No. 9 Wisconsin	12/22/20		DNP																									
No. 19 Michigan	12/25/20		DNP																									
at No. 25 Ohio State	12/30/20		DNP																									
No. 17 Michigan State	1/2/21		DNP																									
Indiana	1/10/21	*	26	5	7	.714	0	0	.000	0	0	.000	0	3	3	3.0	3	0	1	3	1	2	10	10.0				
at Michigan State	2/6/21	*	24	1	2	.500	0	0	.000	2	4	.500	0	4	4	3.5	4	0	2	1	2	1	4	7.0				
at Minnesota	2/8/21	*	15	1	5	.200	0	0	.000	2	4	.500	1	3	4	3.7	4	0	0	3	1	1	4	6.0				
No. 21 Wisconsin	2/10/21	*	17	0	0	.000	0	0	.000	1	3	.333	3	3	6	4.3	3	0	2	2	0	2	1	4.8				
No. 6 Illinois	2/12/21	*	23	2	3	.667	0	0	.000	1	1	1.000	4	4	8	5.0	5	1	3	0	2	0	5	4.8				
at Penn State	2/14/21	*	25	4	6	.667	0	0	.000	0	1	.000	1	3	4	4.8	2	0	1	2	1	1	8	5.3				
at Maryland	2/16/21	*	8	1	2	.500	0	1	.000	0	0	.000	0	3	3	4.6	0	0	1	1	0	1	2	4.9				
at Maryland	2/17/21	*	13	1	1	1.000	0	0	.000	0	0	.000	0	0	0	4.0	4	0	1	1	0	1	2	4.5				
Purdue	2/20/21	*	15	0	2	.000	0	0	.000	0	0	.000	1	2	3	3.9	4	0	1	2	1	1	0	4.0				
Penn State	2/23/21	*	27	4	4	1.000	0	0	.000	1	1	1.000	2	3	5	4.0	3	0	1	0	0	0	9	4.5				
at No. 5 Illinois	2/25/21	*	18	3	5	.600	0	0	.000	1	1	1.000	1	4	5	4.1	4	0	1	2	0	0	7	4.7				
Minnesota	2/27/21	*	25	6	10	.600	0	0	.000	0	1	.000	3	6	9	4.5	3	0	2	3	3	0	12	5.3				
Totals			12	236	28	47	.596	0	1	.000	8	16	.500	16	38	54	4.5	39	1	16	20	11	10	64	5.3			

NOTING WALKER


- Walker sat out the 2019-20 season after transferring from Tennessee and made his debut against Indiana on Jan. 11
- Nearly posted a double-double vs. Minnesota with season bests in points (12), rebounds (nine) and blocks (three)
- Had seven points and a team-high five rebounds at No. 5 Illinois
- Had nine points on 4-of-4 shooting and five rebounds in a career-high 27 minutes vs. Penn State
- Finished with eight points and four rebounds, while making two big defensive plays in the final minute at Penn St.
- Tied or set personal bests in rebounds (eight), assists (three) and blocks (two) in 23 minutes vs. No. 6 Illinois
- Grabbed a season-high six rebounds in 17 minutes against No. 21 Wisconsin
- Played just 14 minutes at Minnesota, finishing with four points and four rebounds
- Battled foul trouble at Michigan State finishing with four points and four boards in 23 minutes
- Started against Indiana and totaled 10 points on 5-of-7 shooting and three boards in 26 minutes of work
- Missed NU's first 11 games after an NCAA suspension dating back from his time at Tennessee
- Was named to the Tom Osborne Citizenship Team in 2019-20 and was selected to represent Nebraska at the Black Student-Athlete Summit in Austin, Texas, in January of 2020
- Played in 30 games at Tennessee in 2018-19 as the Volunteers reached the NCAA Sweet 16
- Helped the Volunteers to an SEC title in 2017-18, playing in 34 games and averaging 1.9 points and 2.2 rebounds per outing
- A four-star prospect by ESPN who played at Sunrise (Kan.) Christian Academy, averaging 14 points and seven rebounds per game in 2016-17
- Played on MOKAN Elite AAU program with NBA first-round picks Trae Young and Michael Porter Jr.
- Spent freshman-junior years at Raytown High School, the alma mater of former Husker great and current Los Angeles Clippers Coach Tyrone Lue

MISC. STATS

Category	2020-21	Career
Double-Figure Scoring	2	2
Double-Figure Rebounding	0	0
Double-Figure Assists	0	0
Double-Doubles	0	0
Led NU in Scoring	0	0
Led NU in Rebounding	3	3
Led NU in Assists	1	1
20+ Point Games	0	0
30+ Point Games	0	0

TOP PERFORMANCES OF 2020-21

Category	No.	Opponent (Date)
Points	12	Minnesota (2/27)
	10	Indiana (1/10)
	9	Penn State (1/23)
	8	at Penn State (2/14)
Rebounds	9	Minnesota (2/27)
	8	Illinois (2/12)
	6	Wisconsin (2/10)
Assists	3	Illinois (2/12)
	2	Minnesota (2/27)
	2	at Michigan State (2/6)
	2	Wisconsin (2/10)
Blocks	3	Minnesota (2/27)



#14 TREVOR LAKES | 6-7 | 215 | Sr. | F | Lebanon, Ind.

CAREER STATS

Year	GP	GS	Min	Avg	Total			3FG	3FGA	Pct	FT	FTA	Pct	Rebounds				PF	FO	Ast	TO	Blk	Stl	Pts	Avg
					FG	FGA	Pct							Off	Def	Tot	Avg								
2017-18*	28	3	378	13.5	53	118	.449	47	104	.452	4	7	.571	9	43	52	1.9	43	0	12	14	6	12	157	5.6
2018-19*	25	25	751	30.0	119	278	.428	87	219	.397	27	32	.844	17	121	138	5.5	55	0	21	19	17	8	352	14.1
2019-20*	30	28	966	32.2	157	354	.444	101	254	.398	55	69	.797	25	162	187	6.2	60	0	29	27	18	20	470	15.7
2020-21	10	1	90	9.0	9	21	.429	8	19	.421	0	1	.000	2	12	14	1.4	3	0	3	0	1	1	26	2.6
TOTAL	10	1	90	9.0	9	21	.429	8	19	.421	0	1	.000	2	12	14	1.4	3	0	3	0	1	1	26	2.6
All*	93	57	2185	23.5	338	771	.438	243	596	.408	86	109	.789	53	338	391	4.2	161	0	65	60	42	41	1005	10.8

* Statistics from University of Indianapolis

2020-21 GAME BY GAME

Opponent	Date	GS	Min	TOTAL			3-PTS			FT	FTA	Pct	REBOUNDS				PF	FO	A	TO	Blk	Stl	Pts	Avg	
				FG	FGA	Pct	3FG	FGA	Pct				Off	Def	Tot	Avg									
McNeese State	11/25/20		DNP																						
Nevada	11/26/20		DNP																						
North Dakota State	11/28/20		DNP																						
South Dakota	12/1/20		DNP																						
Georgia Tech	12/9/20		DNP																						
at No. 8 Creighton	12/11/20		DNP																						
Doane	12/17/20		26	4	5	.800	4	5	.800	0	1	.000	1	5	6	6.0	0	0	2	0	0	0	0	12	12.0
at No. 9 Wisconsin	12/22/20		17	0	2	.000	0	1	.000	0	0	.000	0	3	3	4.5	1	0	0	0	1	0	0	0	6.0
No. 19 Michigan	12/25/20		12	1	3	.333	1	3	.333	0	0	.000	0	1	1	3.3	0	0	0	0	0	0	0	3	5.0
at No. 25 Ohio State	12/30/20		14	2	5	.400	1	4	.250	0	0	.000	1	1	2	3.0	1	0	0	0	0	1	5	5.0	
No. 17 Michigan State	1/2/21		3	0	0	.000	0	0	.000	0	0	.000	0	1	1	2.6	0	0	0	0	0	0	0	0	4.0
Indiana	1/10/21		DNP																						
at Michigan State	2/6/21		DNP																						
at Minnesota	2/8/21	*	5	0	0	.000	0	0	.000	0	0	.000	0	0	0	2.2	1	0	0	0	0	0	0	0	3.3
No. 21 Wisconsin	2/10/21		DNP																						
No. 6 Illinois	2/12/21		DNP																						
at Penn State	2/14/21		DNP																						
at Maryland	2/16/21		2	0	1	.000	0	1	.000	0	0	.000	0	1	1	2.0	0	0	0	0	0	0	0	0	2.9
at Maryland	2/17/21		5	1	3	.333	1	3	.333	0	0	.000	0	0	0	1.8	0	0	0	0	0	0	0	3	2.9
Purdue	2/20/21		3	0	1	.000	0	1	.000	0	0	.000	0	0	0	1.6	0	0	0	0	0	0	0	0	2.6
Penn State	2/23/21		DNP																						
at No. 5 Illinois	2/25/21		3	1	1	1.000	1	1	1.000	0	0	.000	0	0	0	1.4	0	0	1	0	0	0	3	2.6	
Minnesota	2/27/21		DNP																						
Totals		1	90	9	21	.429	8	19	.421	0	1	.000	2	12	14	1.4	3	0	3	0	1	1	26	2.6	

NOTING LAKES

- Transfer from Division II University of Indianapolis who was ruled eligible on Dec. 17
- Hit his only 3-pointer at No. 5 Illinois
- Went over 1,000 career points with a 3-pointer at Maryland on Feb. 17
- Started at Minnesota, but did not score in five minutes of work
- Played just three minutes in the loss to No. 17 Michigan State on Jan. 2
- Had five points and two boards in 14 minutes at No. 25 Ohio State
- Had three points in 12 minutes off the bench against No. 19 Michigan
- Went scoreless, but grabbed three boards and blocked a shot in 16 minutes at No. 9 Wisconsin
- Made an immediate impact, hitting 4-of-5 shots from 3-point range and adding six rebounds against Doane
- Averaged 15.7 points and 6.2 rebounds per game last season while leading his conference in 3-pointers per game (3.4/gm) for the second straight year, helping Indianapolis to a 24-6 record and a No. 1 seed in the 2020 NCAA Division II Regional Tournament
- Collected All-GLVC honors as a sophomore in 2018-19, as he led the team in scoring at 14.1 ppg, while pulling down 5.5 rebounds per contest. Lakes paced the conference with 3.5 3-pointers per game and shot 39.7 percent from 3-point range, while ranking among conference leaders in scoring (11th) and rebounding (12th)
- Played at Lebanon High School, averaging 22.5 points, 6.7 rebounds and 1.5 blocks per game as a senior en route to earning IBCA Honorable Mention All-State honors

MISC. STATS

Category	2020-21	Career
Double-Figure Scoring	1	52
Double-Figure Rebounding	0	2
Double-Figure Assists	0	0
Double-Doubles	0	2
Led NU in Scoring	0	0
Led NU in Rebounding	0	0
Led NU in Assists	0	0
20+ Point Games	0	15
30+ Point Games	0	0

TOP PERFORMANCES OF 2020-21

Category	No.	Opponent (Date)
Points	12	Doane (12/17)
	5	at Ohio State (12/30)
Rebounds	6	Doane (12/17)
	3	at Wisconsin (12/22)
Assists	2	Doane (12/17)



#21 JACE PIATKOWSKI | 6-3 | 184 | R-Fr. | G | Omaha, Neb.

CAREER STATS

Year	GP	GS	Min	Avg	Total					Rebounds					PF	FO	Ast	TO	Blk	Stl	Pts	Avg		
					FG	FGA	Pct	3FG	3FGA	Pct	FT	FTA	Pct	Off									Def	Tot
2020-21	8	0	13	1.6	1	1	1.000	1	1	1.000	1	2	.500	1	1	2	0.3	0	0	0	0	0	4	0.5
TOTAL	8	0	13	1.6	1	1	1.000	1	1	1.000	1	2	.500	1	1	2	0.3	0	0	0	0	0	4	0.5

2020-21 GAME BY GAME

Opponent	Date	GS	Min	TOTAL			3-PTS			FT	FTA	Pct	REBOUNDS			PF	FO	A	TO	Blk	Stl	Pts	Avg
				FG	FGA	Pct	3FG	FGA	Pct				Off	Def	Tot								
McNeese State	11/25/20		4	1	1	1.000	1	1	1.000	0	0	.000	0	0	0	0.0	0	0	0	0	0	3	3.0
Nevada	11/26/20		DNP																				
North Dakota State	11/28/20		2	0	0	.000	0	0	.000	0	0	.000	1	0	1	0.5	0	0	0	0	0	0	1.5
South Dakota	12/1/20		DNP																				
Georgia Tech	12/9/20		DNP																				
at No. 8 Creighton	12/11/20		2	0	0	.000	0	0	.000	0	0	.000	0	0	0	0.3	0	0	0	0	0	0	1.0
Doane	12/17/20		DNP																				
No. 9 Wisconsin	12/22/20		DNP																				
No. 19 Michigan	12/25/20		DNP																				
at No. 25 Ohio State	12/30/20		DNP																				
No. 17 Michigan State	1/2/21		DNP																				
Indiana	1/10/21		DNP																				
at Michigan State	2/6/21		DNP																				
at Minnesota	2/8/21		DNP																				
No. 21 Wisconsin	2/10/21		0	0	0	.000	0	0	.000	0	0	.000	0	0	0	0.3	0	0	0	0	0	0	0.8
No. 6 Illinois	2/12/21		DNP																				
at Penn State	2/14/21		DNP																				
at Maryland	2/16/21		1	0	0	.000	0	0	.000	1	2	.500	0	0	0	0.2	0	0	0	0	0	1	0.8
at Maryland	2/17/21		1	0	0	.000	0	0	.000	0	0	.000	0	0	0	0.2	0	0	0	0	0	0	0.7
Purdue	2/20/21		1	0	0	.000	0	0	.000	0	0	.000	0	0	0	0.1	0	0	0	0	0	0	0.6
Penn State	2/23/21		DNP																				
at No. 5 Illinois	2/25/21		2	0	0	.000	0	0	.000	0	0	.000	0	1	1	0.3	0	0	0	0	0	0	0.5
Minnesota	2/27/21		DNP																				
Totals			0	13	1	1	1.000	1	1	1.000	1	2	.500	1	1	2	0.3	0	0	0	0	0	4

NOTING PIATKOWSKI

- Made his debut and hit a 3-pointer in four minutes against McNeese State
- Played in both games at Maryland, going 1-of-2 from the foul line in the opener
- Saw action in the final minute against Purdue
- Played the final minute of the loss to No. 21 Wisconsin
- Played the final 1:43 at Creighton, but had no stats
- Walk-on who redshirted during the 2019-20 season
- Played at Elkhorn South, averaging 18.6 points and 3.3 rebounds per game as a senior, highlighted by a 36-point performance against Lincoln High, to earn honorable-mention all-state honors from the Omaha World-Herald
 - Was AAU teammates with fellow Huskers Akol Arop and Bret Porter
 - His father (Eric) played at Nebraska from 1991-94 and spent 14 years in the NBA
 - The elder Piatkowski ranks second in school history with 1,934 points and was a two-time All-Big Eight pick and 1994 Big Eight Tournament MVP

MISC. STATS

Category	2020-21	Career
Double-Figure Scoring	0	0
Double-Figure Rebounding	0	0
Double-Figure Assists	0	0
Double-Doubles	0	0
Led NU in Scoring	0	0
Led NU in Rebounding	0	0
Led NU in Assists	0	0
20+ Point Games	0	0
30+ Point Games	0	0

TOP PERFORMANCES OF 2020-21

Category	No.	Opponent (Date)
Points	3	McNeese State (11/25)
	1	at Maryland (2/17)
Rebounds	1	North Dakota State (11/28)
Assists	NA	



#24 YVAN OUEDRAOGO | 6-9 | 245 | So. | F | Bordeaux, France

CAREER STATS

Year	GP	GS	Min	Avg	Total					Rebounds				PF	FO	Ast	TO	Blk	Stl	Pts	Avg				
					FG	FGA	Pct	3FG	3FGA	Pct	FT	FTA	Pct									Off	Def	Tot	Avg
2019-20	32	30	682	21.3	70	168	.417	0	0	.000	41	86	.477	90	113	203	6.3	52	0	15	48	9	13	181	5.7
2020-21	21	4	315	15.0	28	64	.438	0	0	.000	18	46	.391	40	42	82	3.9	32	0	9	11	11	9	74	3.5
TOTAL	53	34	997	18.8	98	232	.422	0	0	.000	59	132	.447	130	155	285	5.4	84	0	24	59	20	22	255	4.8

2020-21 GAME BY GAME

Opponent	Date	GS	Min	TOTAL			3-PTS			FT	FTA	Pct	REBOUNDS				PF	FO	A	TO	Blk	Stl	Pts	Avg
				FG	FGA	Pct	3FG	FGA	Pct				Off	Def	Tot	Avg								
McNeese State	11/25/20	23	3	12	.250	0	0	.000	3	5	.600	3	4	7	7.0	2	0	0	1	0	2	9	9.0	
Nevada	11/26/20	15	0	1	.000	0	0	.000	2	3	.667	3	0	3	5.0	4	0	1	1	0	1	2	5.5	
North Dakota State	11/28/20	19	2	5	.400	0	0	.000	0	2	.000	5	2	7	5.7	1	0	0	0	1	0	4	5.0	
South Dakota	12/1/20	18	1	1	1.000	0	0	.000	0	0	.000	1	4	5	5.5	2	0	0	0	2	0	2	4.3	
Georgia Tech	12/9/20	12	0	1	.000	0	0	.000	0	0	.000	1	0	1	4.6	0	0	0	0	0	0	0	3.4	
at No. 8 Creighton	12/11/20	18	1	3	.333	0	0	.000	2	3	.667	2	2	4	4.5	3	0	2	1	2	0	4	3.5	
Doane	12/17/20	18	3	5	.600	0	0	.000	7	10	.700	4	9	13	5.7	3	0	1	1	0	0	13	4.9	
at No. 9 Wisconsin	12/22/20	*	24	3	.750	0	0	.000	0	0	.000	2	4	6	5.8	2	0	1	0	2	1	6	5.0	
No. 19 Michigan	12/25/20	*	30	3	.750	0	0	.000	0	3	.000	3	3	6	5.8	4	0	1	0	1	0	6	5.1	
at No. 25 Ohio State	12/30/20	*	21	1	.333	0	0	.000	2	4	.500	3	2	5	5.7	1	0	0	1	1	0	4	5.0	
No. 17 Michigan State	1/2/21	*	26	3	.600	0	0	.000	0	2	.000	3	1	4	5.5	0	0	0	2	0	1	6	5.1	
Indiana	1/10/21	DNP																						
at Michigan State	2/6/21	14	2	4	.500	0	0	.000	0	3	.000	1	2	3	5.3	0	0	0	0	0	1	4	5.0	
at Minnesota	2/8/21	13	0	1	.000	0	0	.000	0	2	.000	2	1	3	5.2	0	0	0	1	0	1	0	4.6	
No. 21 Wisconsin	2/10/21	9	1	1	1.000	0	0	.000	0	2	.000	1	2	3	5.0	2	0	1	1	0	0	2	4.4	
No. 6 Illinois	2/12/21	11	0	1	.000	0	0	.000	1	2	.500	0	0	0	4.7	3	0	0	0	0	1	1	4.2	
at Penn State	2/14/21	8	2	4	.500	0	0	.000	0	1	.000	1	1	2	4.5	0	0	0	0	1	0	4	4.2	
at Maryland	2/16/21	3	0	0	.000	0	0	.000	0	0	.000	0	0	0	4.2	0	0	0	0	0	0	0	3.9	
at Maryland	2/17/21	8	0	1	.000	0	0	.000	0	0	.000	1	0	1	4.1	1	0	1	0	0	0	0	3.7	
Purdue	2/20/21	20	3	8	.375	0	0	.000	1	4	.250	4	4	8	4.3	2	0	1	1	0	1	7	3.9	
Penn State	2/23/21	3	0	0	.000	0	0	.000	0	0	.000	0	1	1	4.1	0	0	0	0	1	0	0	3.7	
at No. 5 Illinois	2/25/21	3	0	0	.000	0	0	.000	0	0	.000	0	0	0	3.9	2	0	0	1	0	0	0	3.5	
Minnesota	2/27/21	DNP																						
Totals		4	315	28	64	.438	0	0	.000	18	46	.391	40	42	82	3.9	32	0	9	11	11	9	74	3.5

NOTING OUEDRAOGO


- Spent most of the summer in France during the pandemic and worked on his body, losing nearly 20 pounds and working on his explosiveness
- Saw extensive action against Purdue, finishing with a team-high eight rebounds and seven points in 20 minutes
- Finished with four points and two boards in seven minutes at Penn State
- Had two points, three rebounds and an assist in nine minutes vs. No. 21 Wisconsin
- Grabbed three rebounds in 13 minutes of work at Minnesota
- Had four points and three boards in 13 minutes at Michigan State after missing the Indiana game
- Tallied six points and four boards in 26 minutes vs. No. 17 Michigan State
- Held to four points and five boards in 21 minutes at No. 25 Ohio State
- Had six points and six boards in 29 minutes against No. 19 Michigan
- Made his first start of the season at No. 9 Wisconsin, finishing with six points, six boards and two blocked shots
- Scored a career-high 13 points and added 13 boards in 18 minutes of work against Doane for his first double-double of the season
- Had two points, five boards and two blocked shots in 18 minutes against South Dakota, posting a team-best +15 plus/minus ratio
- Grabbed seven boards in 18 minutes against North Dakota State
- Totaled nine points and seven boards in 24 minutes off the bench against McNeese State
- Started 30 games as a 17-year-old, averaging 5.7 points and a team-high 6.3 rebounds per game in 2019-20, ranking third among Big Ten freshmen in rebounding
- Set school freshman marks for season rebounds (203) and double-doubles (three)
- Established a school freshman single-game record with 19 rebounds against Northwestern on March 1, 2020, breaking the previous mark of 17 set two other times
- Made significant strides, averaging 6.8 points and 7.6 rebounds per game over the Huskers' final nine games, including two of his three double-doubles
- Spent the summer of 2019 playing for the French U-18 National Team, helping France to a 6-1 record and fifth-place finish at the European Championships
- Attended the National Institute of Sport, Expertise and Performance (INSEP), a program which produced Clint Capela, Boris Diaw and Tony Parker, among others
- Represented France in the 2018 FIBA U-16 European Championships, when he averaged 12.7 points and 9.7 rebounds per game to earn team MVP honors

MISC. STATS

Category	2020-21	Career
Double-Figure Scoring	1	7
Double-Figure Rebounding	1	7
Double-Figure Assists	0	0
Double-Doubles	1	4
Led NU in Scoring	0	0
Led NU in Rebounding	4	16
Led NU in Assists	0	0
20+ Point Games	0	0
30+ Point Games	0	0

TOP PERFORMANCES OF 2020-21

Category	No.	Opponent (Date)
Points	13	Doane (12/17)
	9	McNeese State (11/25)
Rebounds	13	Doane (12/17)
	8	Purdue (2/20)
	7	McNeese State (11/25)
	7	North Dakota State (11/28)
Blocks	2	South Dakota (12/1)
	2	at Creighton (12/11)
	2	at Wisconsin (12/22)



#34 THORIR THORBJARNARSON | 6-6 | 202 | Sr. | G | Reykjavik, Iceland

CAREER STATS

Year	GP	GS	Min	Avg	Total					Rebounds					PF	FO	Ast	TO	Blk	Stl	Pts	Avg			
					FG	FGA	Pct	3FG	3FGA	Pct	FT	FTA	Pct	Off									Def	Tot	Avg
2017-18	9	0	19	2.1	3	7	.429	2	5	.400	0	0	.000	1	3	4	0.4	4	0	3	1	0	1	8	0.9
2018-19	25	7	307	12.3	19	56	.339	4	23	.174	8	12	.667	10	43	53	2.1	25	0	29	13	5	14	50	2.0
2019-20	32	24	935	29.2	100	221	.452	48	129	.372	32	41	.780	18	134	152	4.8	66	1	42	47	4	36	280	8.8
2020-21	23	8	468	20.3	29	83	.349	14	49	.286	10	13	.769	10	50	60	2.6	36	0	28	17	3	18	82	3.6
TOTAL	89	39	1729	19.4	151	367	.411	68	206	.330	50	66	.758	39	230	269	3.0	131	1	102	78	12	69	420	4.7

2020-21 GAME BY GAME

Opponent	Date	GS	Min	TOTAL			3-PTS			FT	FTA	Pct	REBOUNDS				PF	FO	A	TO	Blk	Stl	Pts	Avg	
				FG	FGA	Pct	3FG	FGA	Pct				Off	Def	Tot	Avg									
McNeese State	11/25/20	*	26	3	9	.333	2	5	.400	0	0	.000	1	1	2	2.0	0	0	1	1	0	1	8	8.0	
Nevada	11/26/20	*	28	0	4	.000	0	4	.000	0	0	.000	0	4	4	3.0	3	0	2	0	0	1	0	4.0	
North Dakota State	11/28/20	*	29	1	5	.200	1	4	.250	0	0	.000	0	3	3	3.0	3	0	1	0	0	3	3	3.7	
South Dakota	12/1/20	*	22	0	2	.000	0	1	.000	0	0	.000	1	2	3	3.0	1	0	0	2	0	1	0	2.8	
Georgia Tech	12/9/20	*	34	1	4	.250	0	1	.000	0	0	.000	4	3	7	3.8	1	0	5	1	0	1	2	2.6	
at No. 8 Creighton	12/11/20	*	32	3	5	.600	2	3	.667	0	0	.000	0	6	6	4.2	1	0	3	4	0	0	8	3.5	
Doane	12/17/20	*	16	3	7	.429	0	3	.000	2	2	1.000	0	2	2	3.9	0	0	0	0	0	0	8	4.1	
at No. 9 Wisconsin	12/22/20		25	1	6	.167	1	5	.200	1	2	.500	0	2	2	3.6	3	0	2	2	0	1	4	4.1	
No. 19 Michigan	12/25/20		18	0	0	.000	0	0	.000	0	0	.000	1	1	2	3.4	3	0	0	0	0	0	0	3.7	
at No. 25 Ohio State	12/30/20		24	1	3	.333	0	2	.000	0	0	.000	0	5	5	3.6	4	0	0	2	0	2	2	3.5	
No. 17 Michigan State	1/2/21		23	1	4	.250	0	1	.000	1	2	.500	0	2	2	3.5	3	0	2	0	0	0	3	3.5	
Indiana	1/10/21		11	0	0	.000	0	0	.000	0	0	.000	0	2	2	3.3	0	0	0	0	0	0	0	3.2	
at Michigan State	2/6/21		14	2	3	.667	0	0	.000	0	0	.000	0	0	0	3.1	2	0	0	1	0	1	4	3.2	
at Minnesota	2/8/21		15	2	6	.333	0	3	.000	1	1	1.000	1	1	2	3.0	1	0	1	0	0	0	5	3.4	
No. 21 Wisconsin	2/10/21		10	0	1	.000	0	0	.000	0	0	.000	0	0	0	2.8	0	0	0	0	0	0	0	3.1	
No. 6 Illinois	2/12/21		18	3	5	.600	2	3	.667	0	0	.000	0	1	1	2.7	1	0	1	0	1	2	8	3.4	
at Penn State	2/14/21		8	0	1	.000	0	0	.000	0	0	.000	1	1	2	2.6	0	0	1	0	0	0	0	3.2	
at Maryland	2/16/21		15	0	3	.000	0	2	.000	0	0	.000	0	2	2	2.6	2	0	1	0	0	1	0	3.1	
at Maryland	2/17/21		11	0	0	.000	0	0	.000	0	0	.000	1	0	1	2.5	1	0	0	0	0	0	0	2.9	
Purdue	2/20/21		22	3	6	.500	3	6	.500	0	0	.000	0	4	4	2.6	2	0	4	1	2	1	9	3.2	
Penn State	2/23/21		25	2	4	.500	2	3	.667	2	2	1.000	0	3	3	2.6	3	0	0	0	0	2	8	3.4	
at No. 5 Illinois	2/25/21		25	0	1	.000	0	1	.000	0	0	.000	0	1	1	2.5	1	0	2	0	0	1	0	3.3	
Minnesota	2/27/21	*	25	3	4	.750	1	2	.500	3	4	.750	0	4	4	2.6	1	0	2	3	0	0	10	3.6	
Totals			8	468	29	83	.349	14	49	.286	10	13	.769	10	50	60	2.6	36	0	28	17	3	18	82	3.6

NOTING THORBJARNARSON

- Returning starter who can fill a variety of roles and doesn't need to score to make a positive impact on games
- Reached double figures with a season-high 10 points on 3-of-4 shooting against Minnesota
- Continued his late-season surge with eight points and three boards in 25 minutes vs. Penn State
- Put together his best game of the year against Purdue with nine points, four rebounds, four assists and two blocks
- Matched his season high with eight points, including 2-of-3 from 3-point range, against No. 6 Illinois
- Had five points and two rebounds in 16 minutes off the bench at Minnesota
- Had four points and a steal in 14 minutes at Michigan State
- Grabbed a pair of rebounds in 11 minutes off the bench against Indiana
- Had three points, two boards and a pair of assists in 23 minutes vs. No. 17 Michigan State
- Totaled two points, five boards and a pair of steals at No. 25 Ohio State
- Came off the bench against Wisconsin, finishing with four points, two boards and two assists in 25 minutes
- Finished with eight points and two boards in 16 minutes against Doane
- Matched season high with eight points on 3-of-5 shooting, along with six boards and three assists at No. 8 Creighton
- Set season highs in both rebounds (seven) and assists (five) in 34 minutes against Georgia Tech
- Had three assists and a steal in 22 minutes against South Dakota
- Had three points, three steals and three rebounds in 28 minutes against Nevada
- Had eight points, including a pair of 3-pointers, against McNeese State while helping hold Dru Kuxhausen, who ranked among national 3-point leaders in 2019-20 to just 11 points on 4-of-11 shooting
- Played in all 32 games, including 24 starts, in 2019-20 and averaged 8.8 points, 4.8 rebounds, 1.3 assists and 1.1 steals per game, finishing 10th in the Big Ten in steals and 14th in 3-point percentage (.372)
 - Reached double figures 13 times, including a trio of 17-point efforts (at Indiana, vs. Iowa, at Rutgers)
 - Started all 20 Big Ten games, averaging 10.6 ppg, while ranking second on the team in rebounding (5.5 rpg) and third in assists (1.7 apg)
 - Played for the Iceland National Team during the Games of the Small States of Europe in the summer of 2019, averaging 10 points per game
 - Was in the rotation during the second half of the 2018-19 season, playing in 25 contests, including seven starts
 - Nebraska's first scholarship player from Iceland and one of the few players from the nation on Division I teams
 - Played for KR Reykjavik in the Icelandic League for three years (2015-17), helping the team to three straight titles and a pair of Icelandic Cups in 2016 and 2017

MISC. STATS

Category	2020-21	Career
Double-Figure Scoring	1	14
Double-Figure Rebounding	0	1
Double-Figure Assists	0	0
Double-Doubles	0	0
Led NU in Scoring	0	2
Led NU in Rebounding	0	8
Led NU in Assists	3	6
20+ Point Games	0	0
30+ Point Games	0	0

TOP PERFORMANCES OF 2020-21

Category	No.	Opponent (Date)
Points	10	Minnesota (2/27)
	9	Purdue (2/20)
	8	Penn State (2/23)
	8	Illinois (2/12)
	8	McNeese State (11/25)
	8	at Creighton (12/11)
Rebounds	8	Doane (12/17)
	7	Georgia Tech (12/9)
	6	at Creighton (12/11)
Assists	5	at Ohio State (12/30)
	5	Georgia Tech (12/9)
	4	Purdue (2/20)
	3	at Creighton (12/11)



#35 EDUARDO ANDRE | 6-10 | 228 | Fr. | F | London, England

CAREER STATS																									
Year	GP	GS	Total				Rebounds											PF	FO	Ast	TO	Blk	Stl	Pts	Avg
			Min	Avg	FG	FGA	Pct	3FG	3FGA	Pct	FT	FTA	Pct	Off	Def	Tot	Avg								
2020-21	16	0	129	8.1	16	28	.571	0	0	.000	7	16	.438	7	27	34	2.1	30	1	6	7	4	4	39	2.4
TOTAL	16	0	129	8.1	16	28	.571	0	0	.000	7	16	.438	7	27	34	2.1	30	1	6	7	4	4	39	2.4

2020-21 GAME BY GAME

Opponent	Date	GS	Min	TOTAL			3-PTS			FT	FTA	Pct	REBOUNDS				PF	FO	A	TO	Blk	Stl	Pts	Avg				
				FG	FGA	Pct	3FG	FGA	Pct				Off	Def	Tot	Avg												
McNeese State	11/25/20	DNP																										
Nevada	11/26/20	DNP																										
North Dakota State	11/28/20	DNP																										
South Dakota	12/1/20	DNP																										
Georgia Tech	12/9/20	DNP																										
at No. 8 Creighton	12/11/20	DNP																										
Doane	12/17/20		14	4	4	1.000	0	0	.000	1	2	.500	1	3	4	4.0	3	0	1	0	2	0	9	9.0				
at No. 9 Wisconsin	12/22/20		1	1	1	1.000	0	0	.000	0	0	.000	0	0	0	2.0	0	0	0	0	0	0	2	5.5				
No. 19 Michigan	12/25/20		4	0	1	.000	0	0	.000	1	2	.500	0	1	1	1.7	0	0	0	1	0	0	1	4.0				
at No. 25 Ohio State	12/30/20		7	1	1	1.000	0	0	.000	1	1	1.000	1	1	2	1.8	4	0	0	1	0	0	3	3.8				
No. 17 Michigan State	1/2/21		2	0	0	.000	0	0	.000	0	0	.000	0	1	1	1.6	0	0	0	1	0	0	0	3.0				
Indiana	1/10/21		2	0	0	.000	0	0	.000	0	0	.000	0	0	0	1.3	0	0	0	0	0	0	0	2.5				
at Michigan State	2/6/21	DNP																										
at Minnesota	2/8/21		13	0	1	.000	0	0	.000	0	0	.000	0	3	3	1.6	1	0	2	0	1	0	0	2.1				
No. 21 Wisconsin	2/10/21		10	1	1	1.000	0	0	.000	0	0	.000	0	1	1	1.5	5	1	0	0	1	0	2	2.1				
No. 6 Illinois	2/12/21		11	0	1	.000	0	0	.000	2	2	1.000	0	3	3	1.7	2	0	1	1	0	0	2	2.1				
at Penn State	2/14/21		7	1	2	.500	0	0	.000	0	0	.000	0	3	3	1.8	3	0	1	0	0	0	2	2.1				
at Maryland	2/16/21		10	0	1	.000	0	0	.000	0	2	.000	1	3	4	2.0	1	0	0	2	0	2	0	1.9				
at Maryland	2/17/21		7	0	2	.000	0	0	.000	0	0	.000	0	1	1	1.9	0	0	0	0	0	0	0	1.8				
Purdue	2/20/21		6	1	3	.333	0	0	.000	0	2	.000	1	0	1	1.8	2	0	0	0	0	0	2	1.8				
Penn State	2/23/21		9	1	1	1.000	0	0	.000	0	0	.000	0	2	2	1.9	3	0	1	1	0	1	2	1.8				
at No. 5 Illinois	2/25/21		11	3	5	.600	0	0	.000	1	3	.333	1	1	2	1.9	4	0	0	0	0	1	7	2.1				
Minnesota	2/27/21		15	3	4	.750	0	0	.000	1	2	.500	2	4	6	2.1	2	0	0	0	0	0	7	2.4				
Totals			0	129	16	28	.571	0	0	.000	7	16	.438	7	27	34	2.1	30	1	6	7	4	4	39	2.4			

NOTING ANDRE

- Freshman who provides size and shot-blocking ability for the Husker frontcourt, as he possesses a 7-foot-4 wingspan and has added 10 pounds since getting on campus in June
- Played one of his best games of the season against Minnesota with seven points and six boards in 15 minutes
- Had seven points and two rebounds in 11 minutes at No. 5 Illinois
- Established season highs in rebounds (four) and steals (two) at Maryland on Feb. 16
- Had two points and three rebounds in seven minutes of work at Penn State
- Gave NU quality minutes off the bench with two points and three rebounds against No. 6 Illinois
- Had two points, a rebound and a blocked shot in nine minutes against No. 21 Wisconsin
- Saw extensive action in the second half at Minnesota, grabbing three boards and dishing out two assists in 13 minutes
- Saw limited time against No. 17 Michigan State and against Indiana
- Finished with three points in seven minutes off the bench against Ohio State
- Had one point and a rebound in five minutes against No. 19 Michigan
- Played the final minute at No. 9 Wisconsin, making his only attempt against the Badgers
- Made his debut against Doane, finishing with nine points on 4-of-4 shooting, four rebounds and two blocked shots
- Missed Nebraska's first six games
- Three-star recruit who averaged 10.3 points, 9.8 rebounds and 3.9 blocked shots per game at AZ Compass Prep as a high school senior in 2019-20
- Moved to America prior to his sophomore season and spent two years at Woodrow Wilson High School in Dallas, averaging 12.3 points, 11.5 rebounds and 4.3 blocks per game and was named district defensive player of the year
- Was a late bloomer to the sport, as he did not start playing basketball competitively until he was 14 years old and grew up playing soccer
- Chose NU over offers from Illinois, Maryland and Texas A&M among others

MISC. STATS

Category	2020-21	Career
Double-Figure Scoring	0	0
Double-Figure Rebounding	0	0
Double-Figure Assists	0	0
Double-Doubles	0	0
Led NU in Scoring	0	0
Led NU in Rebounding	0	0
Led NU in Assists	0	0
20+ Point Games	0	0
30+ Point Games	0	0

TOP PERFORMANCES OF 2020-21

Category	No.	Opponent (Date)
Points	9	Doane (12/17)
	7	at Illinois (2/25)
	7	Minnesota (2/27)
Rebounds	6	Minnesota (2/27)
	4	Doane (12/17)
	4	at Maryland (2/16)
Assists	2	at Minnesota (2/8)
Blocks	2	Doane (12/17)
	1	at Minnesota (2/8)
	1	Wisconsin (2/10)



#44 BRET PORTER | 6-5 | 228 | R-Fr. | F | Omaha, Neb.

CAREER STATS

Year	GP	GS	Min	Avg	Total					Rebounds					PF	FO	Ast	TO	Blk	Stl	Pts	Avg			
					FG	FGA	Pct	3FG	3FGA	Pct	FT	FTA	Pct	Off									Def	Tot	Avg
2020-21	5	0	8	1.6	0	0	.000	0	0	.000	0	0	.000	0	1	1	0.2	1	0	0	1	1	0	0	0.0
TOTAL	5	0	8	1.6	0	0	.000	0	0	.000	0	0	.000	0	1	1	0.2	1	0	0	1	1	0	0	0.0

2020-21 GAME BY GAME

Opponent	Date	GS	Min	TOTAL			3-PTS			FT	FTA	Pct	REBOUNDS				PF	FO	A	TO	Blk	Stl	Pts	Avg
				FG	FGA	Pct	3FG	FGA	Pct				Off	Def	Tot	Avg								
McNeese State	11/25/20	3		0	0	.000	0	0	.000	0	0	.000	0	1	1	1.0	1	0	0	0	0	0	0	0.0
Nevada	11/26/20	DNP																						
North Dakota State	11/28/20	2		0	0	.000	0	0	.000	0	0	.000	0	0	0	0.5	0	0	0	0	1	0	0	0.0
South Dakota	12/1/20	DNP																						
Georgia Tech	12/9/20	DNP																						
at No. 8 Creighton	12/11/20	2		0	0	.000	0	0	.000	0	0	.000	0	0	0	0.3	0	0	0	1	0	0	0	0.0
Doane	12/17/20	DNP																						
No. 9 Wisconsin	12/22/20	DNP																						
No. 19 Michigan	12/25/20	DNP																						
at No. 25 Ohio State	12/30/20	DNP																						
No. 17 Michigan State	1/2/21	DNP																						
Indiana	1/10/21	DNP																						
at Michigan State	2/6/21	DNP																						
at Minnesota	2/8/21	DNP																						
No. 21 Wisconsin	2/10/21	DNP																						
No. 6 Illinois	2/12/21	DNP																						
at Penn State	2/14/21	DNP																						
at Maryland	2/16/21	1		0	0	.000	0	0	.000	0	0	.000	0	0	0	0.3	0	0	0	0	0	0	0	0.0
at Maryland	2/17/21	DNP																						
Purdue	2/20/21	DNP																						
Penn State	2/23/21	DNP																						
at No. 5 Illinois	2/25/21	0		0	0	.000	0	0	.000	0	0	.000	0	0	0.2	0	0	0	0	0	0	0	0	0.0
Minnesota	2/27/21	DNP																						
Totals		0	8	0	0	.000	0	0	.000	0	0	.000	0	1	1	0.2	1	0	0	1	1	0	0	0.0

NOTING PORTER

- Walk-on who redshirted during the 2019-20 season
- Made his collegiate debut with three minutes against McNeese State
- Played the final minute at Maryland on Feb. 16, his first action since Dec. 11
- Blocked a shot in 1:37 of playing time in the win against North Dakota State
- Played the final 1:43 of the loss at No. 8 Creighton
- Returned from a torn ACL in June of 2018 to play as a senior, averaging 6.2 points and 4.4 rebounds as Millard North High School reached the district final in 2019
- Enjoyed a strong junior season, averaging 13.5 points and 7.5 rebounds per game for the Mustangs
- Was AAU teammates with fellow Huskers Akol Arop and Jace Piatkowski
- Is a fourth-generation athlete at Nebraska, as his father (Budge, 1975) grandfather (Mort, 1943, 1946-47) and great grandfather (Grove, 1913-15) all played football for the Cornhuskers

MISC. STATS

Category	2020-21	Career
Double-Figure Scoring	0	0
Double-Figure Rebounding	0	0
Double-Figure Assists	0	0
Double-Doubles	0	0
Led NU in Scoring	0	0
Led NU in Rebounding	0	0
Led NU in Assists	0	0
20+ Point Games	0	0
30+ Point Games	0	0

TOP PERFORMANCES OF 2020-21

Category	No.	Opponent (Date)
Points	NA	
Rebounds	1	McNeese State (11/25)
Assists	NA	



#45 DALANO BANTON | 6-9 | 204 | So. | G | Toronto, Ontario, Canada

CAREER STATS																									
Year	GP	GS	Min	Avg	Total					Rebounds					PF	FO	Ast	TO	Blk	Stl	Pts	Avg.			
					FG	FGA	Pct	3FG	3FGA	Pct	FT	FTA	Pct	Off									Def	Tot	Avg
2018-19*	31	12	469	15.1	39	97	.402	8	37	.216	19	34	.559	16	76	92	3.0	27	0	65	52	16	14	105	3.4
2020-21	23	22	650	28.3	79	193	.409	18	69	.261	51	79	.646	25	116	141	6.1	48	1	94	56	23	22	227	9.9
TOTAL	23	22	650	28.3	79	193	.409	18	69	.261	51	79	.646	25	116	141	6.1	48	1	94	56	23	22	227	9.9
<i>All*</i>	<i>54</i>	<i>34</i>	<i>1119</i>	<i>20.7</i>	<i>118</i>	<i>290</i>	<i>.407</i>	<i>26</i>	<i>106</i>	<i>.245</i>	<i>70</i>	<i>113</i>	<i>.619</i>	<i>41</i>	<i>192</i>	<i>233</i>	<i>4.3</i>	<i>75</i>	<i>1</i>	<i>159</i>	<i>108</i>	<i>39</i>	<i>36</i>	<i>332</i>	<i>6.1</i>

*-Statistics from Western Kentucky

2020-21 GAME BY GAME

Opponent	Date	GS	Min	TOTAL			3-PTS			REBOUNDS			PF	FO	A	TO	Blk	Stl	Pts	Avg				
				FG	FGA	Pct	3FG	FGA	Pct	FT	FTA	Pct									Off	Def	Tot	Avg
McNeese State	11/25/20	* 22	4	7	.571	0	2	.000	6	8	.750	2	4	6	6.0	2	0	6	2	4	3	14	14.0	
Nevada	11/26/20	* 38	6	17	.353	3	11	.273	3	4	.750	2	5	7	6.5	1	0	5	1	1	1	18	16.0	
North Dakota State	11/28/20	* 30	4	7	.571	0	1	.000	4	5	.800	2	7	9	7.3	0	0	8	2	1	1	12	14.7	
South Dakota	12/1/20	* 27	3	7	.429	0	1	.000	4	5	.800	0	5	5	6.8	3	0	4	1	0	3	10	13.5	
Georgia Tech	12/9/20	* 36	6	15	.400	1	4	.250	4	5	.800	2	7	9	7.2	3	0	6	5	0	1	17	14.2	
at No. 8 Creighton	12/11/20	* 27	3	6	.500	2	4	.500	4	6	.667	1	6	7	7.2	1	0	1	3	0	2	12	13.8	
Doane	12/17/20	* 21	5	7	.714	1	2	.500	2	4	.500	2	9	11	7.7	1	0	10	2	3	1	13	13.7	
at No. 9 Wisconsin	12/22/20	* 35	5	12	.417	3	5	.600	2	2	1.000	0	8	8	7.8	1	0	4	2	0	0	15	13.9	
No. 19 Michigan	12/25/20	* 35	7	16	.438	1	2	.500	2	4	.500	1	4	5	7.4	1	0	3	2	0	2	17	14.2	
at No. 25 Ohio State	12/30/20	* 26	3	11	.273	0	4	.000	0	0	.000	1	7	8	7.5	1	0	0	2	1	1	6	13.4	
No. 17 Michigan State	1/2/21	* 33	1	3	.333	0	1	.000	5	6	.833	1	0	1	6.9	3	0	7	4	0	0	7	12.8	
Indiana	1/10/21	* 31	4	8	.500	0	2	.000	2	6	.333	2	4	6	6.8	3	0	7	0	1	0	10	12.6	
at Michigan State	2/6/21	* 25	2	7	.286	0	2	.000	2	3	.667	1	5	6	6.8	5	1	1	4	2	1	6	12.1	
at Minnesota	2/8/21	* 32	3	9	.333	0	2	.000	3	3	1.000	0	5	5	6.6	3	0	6	5	1	1	9	11.9	
No. 21 Wisconsin	2/10/21	* 33	2	9	.222	0	3	.000	2	4	.500	2	8	10	6.9	2	0	5	3	1	0	6	11.5	
No. 6 Illinois	2/12/21	* 32	2	7	.286	0	3	.000	1	6	.167	2	4	6	6.8	4	0	1	2	2	1	5	11.1	
at Penn State	2/14/21	* 30	3	6	.500	1	2	.500	0	0	.000	0	3	3	6.6	2	0	6	4	0	2	7	10.8	
at Maryland	2/16/21	* 31	3	8	.375	2	5	.400	2	2	1.000	0	4	4	6.4	3	0	3	3	1	1	10	10.8	
at Maryland	2/17/21	* 29	4	10	.400	3	6	.500	0	1	.000	1	6	7	6.5	2	0	4	1	2	0	11	10.8	
Purdue	2/20/21	* 19	1	3	.333	0	1	.000	0	0	.000	1	5	6	6.5	0	0	2	0	1	0	2	10.4	
Penn State	2/23/21	* 13	0	2	.000	0	1	.000	0	0	.000	0	1	1	6.2	0	0	2	3	0	0	0	9.9	
at No. 5 Illinois	2/25/21	* 24	2	6	.333	0	3	.000	2	2	1.000	0	4	4	6.1	4	0	1	3	1	0	6	9.7	
Minnesota	2/27/21	21	6	10	.600	1	2	.500	1	3	.333	2	5	7	6.1	3	0	2	2	1	1	14	9.9	
Totals		22	650	79	193	.409	18	69	.261	51	79	.646	25	116	141	6.1	48	1	94	56	23	22	227	9.9

NOTING BANTON

- Talented guard who uses his combination of size, length and athleticism to create matchup problems for opponents, as he has a 6-11 wingspan
- Sparked NU's win over Minnesota with 14 points, including seven in a decisive 11-2 run, and seven boards
- Had 11 points, including 3-of-6 from 3-point range, seven rebounds and four assists at Maryland on Feb. 17
- Reached double figures for the first time since Jan. 10 with 10 points, four rebounds and three assists at Maryland on Feb. 16
- Finished with seven points and a game-high six assists in the win over Penn State
- Grabbed 10 rebounds and dished out five assists in the loss to No. 21 Wisconsin
- Tallied nine points, six assists and five rebounds in the loss at Minnesota
- Totaled 10 points, seven assists and six rebounds in the loss to Indiana
- Dished out seven assists and had seven points in 33 minutes against No. 17 Michigan State
- Reached double figures with 17 points, five rebounds and three assists vs. No. 19 Michigan
- Led Nebraska with 15 points, eight rebounds and four assists at No. 9 Wisconsin
- Posted his first career triple-double with 13 points, 11 rebounds and 10 assists in 21 minutes against Doane
- Totaled 12 points - all in the first half - and seven rebounds and a pair of steals against Creighton
- Tallied 17 points, nine boards and six assists in the loss to Georgia Tech
- Nearly posted a triple double against North Dakota State with 12 points, nine rebounds and eight assists
- Led NU with 18 points, five assists and seven boards in the loss to Nevada
- Filled the stat sheet in NU's win over McNeese State, totaling 14 points, six assists, six rebounds, four blocked shots and three steals in just 22 minutes of work
- Transfer from Western Kentucky who sat out the 2019-20 season and has three years of eligibility remaining
- Reclassified to the class of 2018 to play at Western Kentucky, where he averaged 3.4 points, 3.0 rebounds and 2.1 assists per game, posting a trio of double-figure performances
- Made 12 starts, including a 13-rebound, 10-assist, eight-point effort in a win over No. 15 Wisconsin
- Top 100 recruit (Rivals and 247Sports) who played at Redemption (N.Y.) Christian Academy and was named conference MVP in his final year at the school
- Played in the BioSteel All-Canadian Game, finishing with 19 points on 9-of-16 shooting, eight rebounds and three steals
- Wears #45 as a tribute to his Mount Olive neighborhood in Toronto, as the 45 Kipling bus was his transportation to school as a child

MISC. STATS

Category	2020-21	Career
Double-Figure Scoring	13	15
Double-Figure Rebounding	2	3
Double-Figure Assists	1	2
Double-Doubles	1	2
Triple-Doubles	1	1
Led NU in Scoring	3	3
Led NU in Rebounding	9	9
Led NU in Assists	15	15
20+ Point Games	0	0
30+ Point Games	0	0

TOP PERFORMANCES OF 2020-21

Category	No.	Opponent (Date)
Points	18	Nevada (11/26)
	17	Georgia Tech (12/9)
	17	Michigan (12/25)
Rebounds	11	Doane (12/17)
	10	Wisconsin (12/10)
Assists	10	Doane (12/17)
	8	North Dakota State (11/28)
	7	Michigan State (1/2)
	7	Indiana (1/10)
Steals	3	McNeese State (11/25)
	3	South Dakota (12/1)
Blocks	4	McNeese State (11/25)
	3	Doane (12/17)



#33 AKOL AROP | 6-5 | 203 | So. | F | Omaha, Neb.

CAREER STATS

Year	GP	GS	Min	Avg	Total					Rebounds				PF	FO	Ast	TO	Blk	Stl	Pts	Avg				
					FG	FGA	Pct	3FG	3FGA	Pct	FT	FTA	Pct									Off	Def	Tot	Avg
2019-20	21	0	114	5.4	9	16	.563	1	2	.500	3	7	.429	9	19	28	1.3	18	0	1	4	6	6	22	1.0
TOTAL	21	0	114	5.4	9	16	.563	1	2	.500	3	7	.429	9	19	28	1.3	18	0	1	4	6	6	22	1.0

NOTING AROP

- Will miss the entire 2020-21 season following knee surgery in early November.
- Played in 21 games as a true freshman, averaging 1.0 points and 1.3 rebounds per game.
- Came off the bench to grab four rebounds and block a pair of shots in a season-high 23 minutes vs. Indiana in the Big Ten Tournament
- Tied his season high with five points on 2-of-2 shooting, including his first career 3-pointer, at Minnesota
- Established season highs in points (five), rebounds (six) and minutes (20) at No. 25 Michigan
- 2019 Gatorade Player of the Year in Nebraska who averaged 19.4 points, 10.9 rebounds and 2.6 blocks per game as a senior at Omaha Creighton Prep High School
- First-team all-state selection by the Omaha World-Herald and Lincoln Journal Star after recording 19 double-doubles as a senior
- One of nine kids in the family, including older brother, Aguek, who plays basketball at San Diego State



#30 CHRIS MCGRAW | 6-0 | 170 | So. | G | Columbus, Ohio

CAREER STATS

Year	GP	GS	Min	Avg	Total					Rebounds				PF	FO	Ast	TO	Blk	Stl	Pts	Avg				
					FG	FGA	Pct	3FG	3FGA	Pct	FT	FTA	Pct									Off	Def	Tot	Avg
2018-19*	4	0	6	1.5	0	1	.000	0	0	.000	0	0	.000	0	0	0	0.0	0	0	2	0	0	0	0	0.0
All	4	0	6	1.5	0	1	.000	0	0	.000	0	0	.000	0	0	0	0.0	0	0	2	0	0	0	0	0.0

* Statistics from Ohio University

NOTING MCGRAW

- Walk-on who is sitting out this season after transferring from Division III Otterbein University, where he did not play last season because of injury
- Began his collegiate career at Ohio University in 2018-19, playing in four games and recording two assists in six minutes of action
- Was a teammate of Husker junior guard Trey McGowens at Hargrave Military in 2017-18, as the team went 33-4 and was ranked fourth nationally
- Played his high school basketball at Bishop Watterson High School for Coach Vince Lombardo, averaging 7.8 ppg as a senior and played all four years at the school

GAME 1: NEBRASKA 102, MCNEESE STATE 55



Official Basketball Box Score - Final
McNeese at Nebraska
 11/26/20 Pinnacle Bank Arena, Lincoln
 Nebraska vs. McNeese State

Game Time: 11:03 AM
 Game Duration: 1:57

Officials: John Higgins, Louis Garrison, Alfred Smith

McNeese - 55

NO.	Name	Min	FG	3P	FT	Rebounds	Fouls	TP	AS	TO	ST	Blocks	+	-					
			M-A	M-A	M-A	OR DR TOT	PF					BS	BA						
2	KeyShawn Feazell	F	24:03	1-6	0-1	4-6	2	1	1	1	4	3	6	3	5	0	2	0	-29
23	Carlos Rosario	F	22:34	5-7	0-0	0-2	2	0	2	1	1	10	0	3	0	1	0	0	-27
0	Dru Kuxhausen	G	33:27	4-11	3-8	0-1	0	1	1	5	4	11	0	1	0	0	0	0	-40
3	Collin Warren	G	20:46	1-5	1-2	0-0	2	2	3	0	3	2	7	2	2	0	0	0	-26
12	A.J. Lawson	G	30:36	2-6	1-3	1-3	1	2	3	3	6	6	1	4	0	0	0	0	-40
45	Ra'Shawn Langston	G	29:53	4-9	2-5	0-0	1	1	2	3	0	10	3	1	1	0	0	0	-23
24	Chris Orlina	G	10:31	1-3	0-0	0-0	0	1	1	2	0	2	0	0	0	0	2	0	-15
15	Zach Scott	F	08:20	0-1	0-1	0-0	0	1	1	3	0	0	1	0	0	0	0	0	-8
1	Jeremy Harrell	F	21:39	4-7	0-2	1-2	3	4	7	1	1	7	0	2	0	2	0	0	-20
11	Myles Hutchinson	G	01:22	0-0	0-0	0-0	0	0	0	0	0	0	0	1	0	0	0	0	-1
5	Evan Palmquist	G	01:02	0-0	0-0	0-0	0	0	0	1	0	0	0	1	0	0	0	0	-6
Team							3	2	5	0	0	2							
Totals			21:55	7:22	6:14	12	23	35	26	15	55	10	27	3	5	4	0	0	-47

Shooting By Period

1st FG%	11-25	39.2%
3PT%	4-9	44.4%
FT%	2-4	50%
2nd FG%	10-27	37.0%
3PT%	3-13	23.1%
FT%	4-10	40%
GM FG%	21-55	38.2%
3PT%	7-22	31.8%
FT%	6-14	42.9%

Dead Ball Rebounds: 2-0

Nebraska - 102

Record: 1-0

NO.	Name	Min	FG	3P	FT	Rebounds	Fouls	TP	AS	TO	ST	Blocks	+	-					
			M-A	M-A	M-A	OR DR TOT	PF					BS	BA						
11	Lat Mayen	F	23:50	5-11	3-7	0-0	3	3	6	2	2	13	1	1	1	0	0	0	24
0	Teddy Allen	G	23:35	6-10	1-2	1-3	1	4	5	2	3	14	2	2	3	0	0	0	30
2	Trey McGowens	G	19:11	5-9	2-2	2-3	1	2	3	3	3	14	3	2	3	0	0	0	28
34	Thorir Thorbjarnarson	G	25:56	3-9	2-5	0-0	1	1	2	0	1	8	1	1	1	0	0	0	12
45	Dalano Barton	G	21:39	4-7	0-2	6-8	2	4	6	2	7	14	6	2	3	4	0	0	29
10	Kobe Webster	G	23:35	5-7	1-3	0-0	2	2	0	3	0	3	2	0	2	0	0	0	31
24	Yvan Ouedraogo	G	23:57	3-12	0-0	3-5	3	4	7	2	3	9	0	1	2	0	0	4	31
4	Shamiel Stevenson	G	22:06	4-4	0-0	5-8	3	3	6	3	4	14	2	0	2	0	0	0	28
3	Elijah Wood	G	09:01	0-2	0-2	0-0	0	2	2	0	0	0	2	0	0	0	0	0	10
21	Jace Piatkowski	G	03:58	1-1	1-1	0-0	0	0	0	0	0	3	0	0	0	0	0	0	8
44	Bret Porter	G	03:12	0-0	0-0	0-0	0	1	1	0	0	0	0	0	0	0	0	0	4
Team							3	2	5	0	0	1							
Totals			36:72	10:24	20:29	17	28	45	15	26	102	19	10	16	4	5	47		

Shooting By Period

1st FG%	19-33	57.6%
3PT%	7-13	53.8%
FT%	5-10	50%
2nd FG%	17-39	43.6%
3PT%	3-11	27.3%
FT%	15-19	78.9%
GM FG%	36-72	50.0%
3PT%	10-24	41.7%
FT%	20-29	69.0%

Dead Ball Rebounds: 5-0

Technical Fouls: NONE

Points from Turnovers	MSC	NEB	Period by Period Scoring
	1st	2nd	TOT
Biggest lead	0 (1st 20:00)	50 (2nd 0:02)	
Best Scoring Run	4 (2nd 4:42)	17 (2nd 9:01)	
Lead Changes	0	0	
Times Tied	1	0	
Time with Lead	00:00	38:25	
Points from Turnovers	MSC 8	NEB 43	
Paint	MSC 26	NEB 50	
Second Chance	MSC 6	NEB 12	
Fast Breaks	MSC 2	NEB 29	
Bench	MSC 19	NEB 39	
Points from Turnovers	MSC 8	NEB 43	
Paint	MSC 26	NEB 50	
Second Chance	MSC 6	NEB 12	
Fast Breaks	MSC 2	NEB 29	
Bench	MSC 19	NEB 39	

GAME 2: NEVADA 69, NEBRASKA 66



Official Basketball Box Score - Final
Nevada at Nebraska
 11/26/20 Pinnacle Bank Arena, Lincoln
 Nevada vs. Nebraska

Game Time: 1:03 PM
 Game Duration: 2:09

Officials: John Higgins, Lewis Garrison, Alfred Smith

Nevada - 69

Record: 2-0

NO.	Name	Min	FG	3P	FT	Rebounds	Fouls	TP	AS	TO	ST	Blocks	+	-					
			M-A	M-A	M-A	OR DR TOT	PF					BS	BA						
5	Warren Washington	F	14:17	1-1	0-0	0-2	1	3	4	3	2	2	0	0	0	0	0	-15	
42	K.J. Hymes	F	17:04	2-3	0-0	4-4	2	6	8	5	3	8	1	5	0	0	0	0	0
4	Desmond Cambridge	G	34:51	7-17	2-11	2-2	0	5	5	4	2	18	1	3	1	0	0	8	
11	Kane Milling	G	15:10	2-3	0-0	0-1	1	3	3	4	3	4	0	0	0	0	0	-2	
25	Grant Sheffield	G	35:50	4-13	2-4	9-12	1	0	5	6	1	10	6	6	1	0	0	8	
1	Robby Robinson	G	26:07	1-2	0-0	0-0	0	1	1	2	4	2	0	2	0	0	0	12	
14	Tré Coleman	G	28:34	2-3	1-2	0-1	1	1	2	4	2	5	1	4	1	1	0	4	
15	Zane Meeks	G	15:20	4-6	0-2	0-0	1	4	5	2	1	8	1	1	0	0	0	-2	
3	Alam Huseinovic	G	08:58	1-2	1-2	0-0	1	1	2	1	2	0	0	0	0	0	0	-2	
23	DeAndre Henry	G	03:49	0-0	0-0	0-0	0	3	3	1	1	0	0	0	0	0	0	4	
Team							1	1	2	0	0	0							
Totals			24:50	6:21	15:22	10	39	49	27	24	69	12	21	3	1	1	3		

Shooting By Period

1st FG%	14-27	51.9%
3PT%	4-12	33.3%
FT%	3-5	60%
2nd FG%	10-23	43.5%
3PT%	2-9	22.2%
FT%	12-17	70.6%
GM FG%	24-50	48.0%
3PT%	6-21	28.6%
FT%	15-22	68.2%

Dead Ball Rebounds: 3-0

Nebraska - 66

Record: 1-1

NO.	Name	Min	FG	3P	FT	Rebounds	Fouls	TP	AS	TO	ST	Blocks	+	-					
			M-A	M-A	M-A	OR DR TOT	PF					BS	BA						
11	Lat Mayen	F	26:49	2-9	2-9	1-3	0	5	5	4	3	7	1	1	1	0	0	13	
0	Teddy Allen	G	28:16	3-11	2-7	9-13	4	2	6	3	7	17	1	0	5	0	1	-9	
2	Trey McGowens	G	23:11	0-5	0-3	0-0	1	1	2	4	0	2	2	0	0	0	0	9	
34	Thorir Thorbjarnarson	G	28:28	0-4	0-0	0-0	0	4	4	3	0	2	0	1	0	0	0	0	
45	Dalano Barton	G	37:07	6-17	3-11	3-4	2	5	7	1	5	18	5	1	1	0	0	-1	
4	Shamiel Stevenson	G	21:13	3-5	0-1	3-3	0	3	3	3	2	9	0	2	0	0	0	-10	
10	Kobe Webster	G	19:41	4-10	2-6	3-4	0	0	0	2	3	13	1	2	3	0	0	-2	
24	Yvan Ouedraogo	G	15:17	0-1	0-0	2-3	3	0	3	4	3	2	1	1	1	0	0	-15	
Team							1	0	1	0	0	0							
Totals			18:62	9:41	21:30	11	20	31	24	27	66	13	9	12	1	1	3		

Shooting By Period

1st FG%	8-32	25.0%
3PT%	4-20	20.0%
FT%	9-14	64.3%
2nd FG%	10-30	33.3%
3PT%	12-16	75%
FT%	18-22	29.0%
GM FG%	9-41	22.0%
FT%	21-30	70.0%

Dead Ball Rebounds: 3-0

Technical Fouls: NONE

Points from Turnovers	NWP	NEB	Period by Period Scoring
	1st	2nd	TOT
Biggest lead	9 (1st 0:26)	10 (2nd 9:34)	
Best Scoring Run	7 (1st 12:25)	10 (2nd 11:15)	
Lead Changes	5	8	
Times Tied	6	5	
Time with Lead	16:40	18:29	
Points from Turnovers	NWP 9	NEB 20	
Paint	NWP 30	NEB 18	
Second Chance	NWP 8	NEB 13	
Fast Breaks	NWP 4	NEB 5	
Bench	NWP 18	NEB 24	
Points from Turnovers	NWP 9	NEB 20	
Paint	NWP 30	NEB 18	
Second Chance	NWP 8	NEB 13	
Fast Breaks	NWP 4	NEB 5	
Bench	NWP 18	NEB 24	

GAME 3: NEBRASKA 79, NORTH DAKOTA STATE 57



Official Basketball Box Score - Final
North Dakota St. at Nebraska
 11/26/20 Pinnacle Bank Arena, Lincoln
 North Dakota State vs. Nebraska

Game Time: 11:01 AM
 Game Duration: 1:56

Officials: Brian O'Connell, Lewis Garrison, Kelly Pfeifer

North Dakota St. - 57

Record: 0-2

NO.	Name	Min	FG	3P	FT	Rebounds	Fouls	TP	AS	TO	ST	Blocks	+	-				
			M-A	M-A	M-A	OR DR TOT	PF					BS	BA					
34	Rocky Kreuzer	F	20:49	1-6	1-2	4-4	0	4	4	4	3	7	1	2	1	0	0	-20
3	Tyree Eady	G	28:21	3-10	1-4	0-0	4	9	13	1	2	7	1	5	0	0	0	-12
5	Sam Griessel	G	31:12	3-8	0-1	3-4	5	7	12	1	5	9	1	1	1	1	0	-20
11	Jarius Cook	G	29:49	3-12	1-6	0-0	2	1	3	1	0	7	3	2	0	1	0	-27
21	Boden Skunberg	G	25:24	1-7	0-3	0-0	1	3	4	0	0	2	1	1	0	0	2	-15
2	Jaxxon Knotek	G	22:38	6-15	3-8	1-3	3	2	5	4	3	16	0	2	0	0	0	-10
44	Tyler Wiltz	G	13:54	0-1														

GAME 5: GEORGIA TECH 75, NEBRASKA 64

Official Basketball Box Score - Final
Georgia Tech at Nebraska
 12/09/20 Prineas Bank Arena, Lincoln
 Nebraska vs. Georgia Tech

Game Time: 6:16 PM
 Game Duration: 2:08

Officials: D.J. Carstensen, Donnie Epley, Lewis Garrison

NO.	Name	Min	FG		3P		FT		Rebounds		Fouls		TP	AS	TO	ST	Blocks		+/-	
			M-A	M-A	M-A	M-A	OR	DR	PF	FF	BS	BA								
4	Jordan Usher	F 15:57	3-7	0-1	0-0	0	3	3	2	0	6	3	0	1	0	0	0	0	-1	
5	Moses Wright	F 33:32	5-8	1-1	2-3	4	4	8	3	4	13	4	0	1	2	1	0	0	-1	
0	Michael Devoe	G 23:19	4-9	2-6	2-2	0	3	3	2	1	12	0	4	1	0	0	0	-2		
3	Bubba Parish	G 37:43	1-9	1-8	4-5	1	3	4	4	3	7	2	0	3	0	0	0	5		
10	Jose Alvarado	G 27:10	7-12	3-5	7-8	0	1	1	4	7	24	3	2	0	0	0	0	16		
1	Kyle Sturdivant	29:43	1-6	0-2	0-2	0	5	5	4	2	2	1	2	0	0	0	0	16		
12	Khalid Moore	32:36	5-7	1-2	0-0	0	3	5	8	0	1	1	0	0	2	0	0	15		
Team			26-58		8-25		15-20		8		26		34		19		18		75	
Totals			25-57		11-26		13-22		11		28		39		15		19		74	

Shooting By Period		
1st FG%	13-32	40.6%
3PT%	3-14	21.4%
FT%	3-4	75%
2nd FG%	13-26	50.0%
3PT%	5-11	45.5%
FT%	12-16	75%
GM FG%	26-58	44.8%
3PT%	8-25	32.0%
FT%	15-20	75.0%

Dead Ball Rebounds: 2, 0

Georgia Tech - 75																			
Technical Fouls: NONE																			
Shooting By Period																			
1st FG%	10-29	34.5%																	
3PT%	5-15	33.3%																	
FT%	5-5	100%																	
2nd FG%	13-32	40.6%																	
3PT%	3-9	33.3%																	
FT%	5-10	50%																	
GM FG%	23-61	37.7%																	
3PT%	8-23	34.8%																	
FT%	10-15	66.7%																	

GEO		NEB	
Biggest lead	13 (2nd 0:59)	6 (2nd 15:21)	
Best Scoring Run	8 (2nd 3:29)	8 (2nd 19:46)	
Lead Changes	3	3	
Times Tied	7	7	
Time with Lead	15:29	17:55	

GAME 6: NO. 8 CREIGHTON 98, NEBRASKA 74

Official Basketball Box Score - Final
Nebraska at #8 Creighton
 12/11/20 OH Health Center Omaha, Omaha, Neb.
 2020-21 Men's Basketball

Game Time: 6:00 PM
 Game Duration: 2:01
 Attendance: 254

Officials: Lamar Simpson, Brian Dorsey, Keith Kirtz

NO.	Name	Min	FG		3P		FT		Rebounds		Fouls		TP	AS	TO	ST	Blocks		+/-	
			M-A	M-A	M-A	M-A	OR	DR	PF	FF	BS	BA								
11	Lat Mayen	F 18:20	0-1	0-1	2-2	0	4	4	4	3	2	1	3	0	0	1	0	0	-4	
0	Teddy Allen	F 30:31	10-20	3-6	3-4	5	4	9	2	3	26	2	4	2	0	0	0	0	-14	
2	Trey McGowens	G 27:59	5-7	3-3	2-5	0	2	2	4	15	0	4	1	0	1	0	0	0	-29	
34	Thorir Thorbjarnarson	G 33:37	3-5	2-3	0-0	0	6	6	1	1	8	3	4	0	0	1	0	0	-17	
45	Dalano Banton	G 27:13	3-6	2-4	4-6	1	6	7	1	3	12	1	3	2	0	0	0	0	-11	
24	Vyan Ouedraogo	18:50	1-3	0-0	2-2	2	2	4	3	2	4	2	1	0	2	1	0	0	-11	
4	Shamiel Stevenson	16:37	1-6	0-3	0-0	1	2	3	2	0	2	1	2	0	0	0	0	0	-23	
10	Kobe Webster	23:44	2-8	1-5	0-2	0	1	1	0	2	5	2	2	0	1	1	0	0	-8	
3	Elijah Wood	01:43	0-1	0-1	0-0	0	0	0	0	0	0	0	0	0	0	0	0	0	-1	
21	Jace Piatkowski	01:43	0-0	0-0	0-0	0	0	0	0	0	0	0	0	0	0	0	0	0	-1	
44	Bret Porter	01:43	0-0	0-0	0-0	0	0	0	0	0	0	0	0	0	0	0	0	0	-1	
Team			2-1		3		0		0		0		0		0		0		0	
Totals			25-57		11-26		13-22		11		28		39		15		19		74	

Nebraska - 74																			
Technical Fouls: NONE																			
Shooting By Period																			
1st FG%	10-29	34.5%																	
3PT%	5-15	33.3%																	
FT%	5-5	100%																	
2nd FG%	13-32	40.6%																	
3PT%	3-9	33.3%																	
FT%	5-10	50%																	
GM FG%	23-61	37.7%																	
3PT%	8-23	34.8%																	
FT%	10-15	66.7%																	

GEO		NEB	
Biggest lead	13 (2nd 0:59)	6 (2nd 15:21)	
Best Scoring Run	8 (2nd 3:29)	8 (2nd 19:46)	
Lead Changes	3	3	
Times Tied	7	7	
Time with Lead	15:29	17:55	

NEB		CREIG	
Biggest lead	3 (1st 3:41)	27 (2nd 6:42)	
Best Scoring Run	7 (1st 13:14)	15 (2nd 9:23)	
Lead Changes	6	9	
Times Tied	5	9	
Time with Lead	01:48	34:49	

GAME 7: NEBRASKA 110, DOANE 64

Official Basketball Box Score - Final
Doane at Nebraska
 12/17/20 Prineas Bank Arena, Lincoln
 Nebraska vs. Doane

Game Time: 6:01 PM
 Game Duration: 1:47

Officials: Rob Kueneman, Chad Barlow, Chris Pascal

NO.	Name	Min	FG		3P		FT		Rebounds		Fouls		TP	AS	TO	ST	Blocks		+/-	
			M-A	M-A	M-A	M-A	OR	DR	PF	FF	BS	BA								
4	Alec Oberhauser	F 22:40	1-6	1-5	1-2	0	2	2	2	1	4	2	0	1	1	1	0	0	-38	
20	Max Masin	F 25:50	3-8	1-5	0-0	2	9	11	3	1	7	4	2	1	1	0	0	0	-25	
22	Jaxon Hare	F 17:08	2-8	0-2	0-0	0	1	1	1	1	4	1	2	0	0	0	0	0	-4	
3	Anthony Laravie	G 21:14	3-12	2-10	0-0	0	2	2	1	0	8	1	0	1	0	0	0	0	-26	
21	Joe Burt	G 21:08	3-11	3-8	2-2	3	2	5	0	1	11	0	1	0	1	0	0	0	-18	
23	Nick Saiz	09:26	1-3	1-2	0-0	0	0	0	0	1	0	3	0	0	0	0	0	0	-21	
1	Tyler Sullivan	09:16	0-0	0-0	1-2	0	1	1	1	1	1	3	0	0	0	0	0	0	-5	
50	Matt Hagedorn	16:03	1-3	1-3	1-4	1	0	1	5	4	0	0	0	1	0	0	0	0	-8	
24	Trey Winkler	09:34	4-6	3-4	0-0	0	0	0	0	0	11	0	0	0	0	0	0	0	-16	
15	Zach Witters	11:07	1-4	0-1	0-0	1	0	1	2	0	2	2	1	0	0	0	0	0	-20	
15	Skyler Kelley	09:55	1-6	1-4	1-2	0	2	2	1	1	4	0	0	0	0	0	0	0	-19	
2	Carson Busch	06:41	0-2	0-1	0-0	1	0	1	0	0	0	0	0	1	0	0	0	0	-7	
25	Joe Cox	08:30	0-1	0-1	1-2	0	2	2	0	1	1	1	1	0	0	0	0	0	-11	
10	Willi Gribby	06:59	0-1	0-0	2-3	0	0	0	0	0	2	0	1	0	0	0	0	0	-9	
41	Connor Day	03:29	1-1	0-0	0-0	1	0	1	1	0	2	0	0	0	0	0	0	0	-3	
Team			0-0		4		4		0		3		0		0		0		-46	
Totals			21-72		13-46		9-17		9		25		34		18		11		64	

Shooting By Period		
1st FG%	9-39	23.1%
3PT%	5-26	19.2%
FT%	3-4	75%
2nd FG%	13-33	36.4%
3PT%	8-20	40.0%
FT%	6-13	46.2%
GM FG%	21-72	29.2%
3PT%	13-46	28.3%
FT%	9-17	52.9%

Dead Ball Rebounds: 8, 0

Doane - 64																			
Technical Fouls: NONE																			
Shooting By Period																			
1st FG%	9-39	23.1%																	
3PT%	5-26	19.2%																	
FT%	3-4	75%																	
2nd FG%	13-33	36.4%																	
3PT%	8-20	40.0%																	
FT%	6-13	46.2%																	
GM FG%	21-72	29.2%																	
3PT%	13-46	28.3%																	
FT%	9-17	52.9%																	

Nebraska - 110																			
Technical Fouls: NONE																			
Shooting By Period																			
1st FG%	22-42	52.4%																	
3PT%	7-18	38.9%																	
FT%	6-8	75%																	
2nd FG%	19-32	59.4%																	
3PT%	5-15	33.3%																	
FT%	10-17	58.8%																	
GM FG%	41-74	55.4%																	
3PT%	12-33	36.4%																	
FT%	16-25	64.0%																	

Shooting By Period		
1st FG%	22-42	52.4%
3PT%	7-18	38.9%
FT%	6-8	75%
2nd FG%	19-32	59.4%
3PT%	5-15	33.3%
FT%	10-17	58.8%
GM FG%	41-74	55.4%
3PT%	12-33	36.4%
FT%	16-25	64.0%

Dead Ball Rebounds: 4, 0

DOA		NEB	
Biggest lead	1 (1st 15:52)	48 (2nd 0:32)	
Best Scoring Run	11 (1st 13:41)	15 (1st 2:27)	
Lead Changes	2	2	
Times Tied	0	0	
Time with Lead	00:13	39:00	

GAME 8: NO. 9 WISCONSIN 67, NEBRASKA 53

Official Basketball Box Score - Final
Nebraska at Wisconsin
 12/22/20 Kohl Center, Madison
 2020-21 Men's Basketball

Game Time: 6:01 PM
 Game Duration: 1:56

Officials: Courtney Green, Chris Beaver, Lewis Garrison

NO.	Name	Min	FG		3P		FT		Rebounds		Fouls		TP	AS	TO	ST	Blocks		+/-
-----	------	-----	----	--	----	--	----	--	----------	--	-------	--	----	----	----	----	--------	--	-----

GAME 9: NO. 19 MICHIGAN 80, NEBRASKA 69



Official Basketball Box Score - Final
Michigan at Nebraska
12/25/20 Pinnacle Bank Arena, Lincoln
Nebraska vs. Michigan

Game Time: 5:01 PM
Game Duration: 1:54

Officials: John Higgins, Kelly Pfeifer, Brooke Wells

Michigan - 80
Record: 7-0 (2-0)
Table with columns: NO. Name, Min, FG, 3P, FT, Rebounds, Fouls, TP, AS, TO, ST, Blocks, +/-

Shooting By Period
1st FG%: 15-33 45.5%
3PT%: 4-17 23.5%
FT%: 2-5 40%
2nd FG%: 15-26 57.7%
3PT%: 5-10 50.0%
FT%: 9-9 100%
GM FG%: 30-59 50.8%
3PT%: 9-27 33.3%
FT%: 11-14 78.6%
Dead Ball Rebounds: 1, 0

Technical Fouls: Brown 1st 8:13

Nebraska - 69
Record: 4-5 (0-2)
Table with columns: NO. Name, Min, FG, 3P, FT, Rebounds, Fouls, TP, AS, TO, ST, Blocks, +/-

Shooting By Period
1st FG%: 14-32 43.8%
3PT%: 2-10 20.0%
FT%: 4-7 57.1%
2nd FG%: 11-32 34.4%
3PT%: 5-10 50.0%
FT%: 8-13 61.5%
GM FG%: 25-64 39.1%
3PT%: 7-20 35.0%
FT%: 12-20 60.0%
Dead Ball Rebounds: 4, 0

Technical Fouls: Allen 1st 8:13

Biggest lead: 13 (2nd 11:47), 4 (1st 15:34)
Best Scoring Run: 10 (2nd 14:39), 7 (1st 2:40)
Lead Changes: 6
Times Tied: 9
Time with Lead: 24:23 (NEB), 08:59 (MICH)

Points from MIC/NEB, Turnovers, Paint, Second Chance, Fast Breaks, Bench

GAME 10: NO. 25 OHIO STATE 90, NEBRASKA 56

Official Basketball Box Score - Final
Nebraska at Ohio State
12/30/20 Value City Arena, Columbus, OH
2020/21 Mens Basketball

Game Time: 6:30 PM
Game Duration: 1:55

Officials: Bo Borski, Keith Finkbe, Donnie Eppley

Nebraska - 54
Record: 4-6 (0-3)
Table with columns: NO. Name, Min, FG, 3P, FT, Rebounds, Fouls, TP, AS, TO, ST, Blocks, +/-

Shooting By Period
1st FG%: 14-32 43.8%
3PT%: 2-10 20.0%
FT%: 4-7 57.1%
2nd FG%: 11-32 34.4%
3PT%: 5-10 50.0%
FT%: 8-13 61.5%
GM FG%: 25-64 39.1%
3PT%: 7-20 35.0%
FT%: 12-20 60.0%
Dead Ball Rebounds: 4, 0

Technical Fouls: NONE

Ohio State - 90
Record: 8-2 (2-2)
Table with columns: NO. Name, Min, FG, 3P, FT, Rebounds, Fouls, TP, AS, TO, ST, Blocks, +/-

Shooting By Period
1st FG%: 14-32 43.8%
3PT%: 4-14 28.6%
FT%: 6-9 66.7%
2nd FG%: 17-31 54.8%
3PT%: 8-18 44.4%
FT%: 10-11 90.9%
GM FG%: 31-63 49.2%
3PT%: 12-32 37.5%
FT%: 16-20 80.0%
Dead Ball Rebounds: 2, 0

Technical Fouls: NONE

Biggest lead: 2 (1st 18:16), 41 (2nd 9:44)
Best Scoring Run: 6 (2nd 6:55), 15 (1st 7:27)
Lead Changes: 4
Times Tied: 5
Time with Lead: 02:23 (NEB), 32:28 (OSU)

GAME 11: NO. 17 MICHIGAN STATE 84, NEBRASKA 77



Official Basketball Box Score - Final
Michigan St. at Nebraska
01/02/21 Pinnacle Bank Arena, Lincoln
Nebraska vs. Michigan State

Game Time: 7:07 PM
Game Duration: 2:12

Officials: DJ Carstensen, Rob Kueneman, Edwin Young

Michigan St. - 84
Record: 7-3 (1-3)
Table with columns: NO. Name, Min, FG, 3P, FT, Rebounds, Fouls, TP, AS, TO, ST, Blocks, +/-

Shooting By Period
1st FG%: 13-24 54.2%
3PT%: 3-11 27.3%
FT%: 11-14 78.6%
2nd FG%: 16-32 50.0%
3PT%: 4-12 33.3%
FT%: 8-12 66.7%
GM FG%: 29-56 51.8%
3PT%: 7-23 30.4%
FT%: 19-26 73.1%
Dead Ball Rebounds: 3, 0

Technical Fouls: NONE

Nebraska - 77
Record: 4-7 (0-4)
Table with columns: NO. Name, Min, FG, 3P, FT, Rebounds, Fouls, TP, AS, TO, ST, Blocks, +/-

Shooting By Period
1st FG%: 11-25 44.0%
3PT%: 4-9 44.4%
FT%: 7-10 70%
2nd FG%: 16-30 53.3%
3PT%: 5-10 50.0%
FT%: 7-9 77.8%
GM FG%: 27-55 49.1%
3PT%: 9-19 47.4%
FT%: 14-19 73.7%
Dead Ball Rebounds: 4, 0

Technical Fouls: NONE

Biggest lead: 17 (2nd 17:34), 3 (1st 16:58)
Best Scoring Run: 8 (1st 5:45), 8 (2nd 9:52)
Lead Changes: 6
Times Tied: 4
Time with Lead: 30:01 (MSU), 05:35 (NEB)

Points from MSU/NEB, Turnovers, Paint, Second Chance, Fast Breaks, Bench

GAME 12: INDIANA 84, NEBRASKA 76



Official Basketball Box Score - Final
Indiana at Nebraska
01/10/21 Pinnacle Bank Arena, Lincoln
Nebraska vs. Indiana

Game Time: 5:01 PM
Game Duration: 2:08

Officials: Paul Seitz, Chris Beaver, Edwin Young

Indiana - 84
Record: 8-5 (3-3)
Table with columns: NO. Name, Min, FG, 3P, FT, Rebounds, Fouls, TP, AS, TO, ST, Blocks, +/-

Shooting By Period
1st FG%: 18-34 52.9%
3PT%: 7-13 53.8%
FT%: 3-7 42.9%
2nd FG%: 12-31 38.7%
3PT%: 2-11 18.2%
FT%: 12-18 66.7%
GM FG%: 30-65 46.2%
3PT%: 9-24 37.5%
FT%: 15-25 60.0%
Dead Ball Rebounds: 8, 0

Technical Fouls: NONE

Nebraska - 76
Record: 4-8 (0-5)
Table with columns: NO. Name, Min, FG, 3P, FT, Rebounds, Fouls, TP, AS, TO, ST, Blocks, +/-

Shooting By Period
1st FG%: 12-30 40.0%
3PT%: 5-10 50.0%
FT%: 5-7 71.4%
2nd FG%: 14-27 51.9%
3PT%: 4-13 30.8%
FT%: 10-15 66.7%
GM FG%: 26-57 45.6%
3PT%: 9-23 39.1%
FT%: 15-22 68.2%
Dead Ball Rebounds: 4, 0

Technical Fouls: NONE

Biggest lead: 18 (1st 10:03), 3 (2nd 7:57)
Best Scoring Run: 11 (1st 10:03), 9 (2nd 11:18)
Lead Changes: 5
Times Tied: 3
Time with Lead: 33:14 (IND), 02:56 (NEB)

GAME 13: MICHIGAN STATE 66, NEBRASKA 56

Official Basketball Box Score - Final
Nebraska at Michigan St.
 02/05/21 Breslin Events Center, East Lansing
 2020-21 Men's Basketball

Game Time: 6:30 PM
 Game Duration: 2:10

Officials: D.J. Christensen, Rob Fley, Edwin Young

Nebraska - 56

Record: 4-9 (0-6)

NO.	Name	Min	FG		3P		FT		Rebounds		Fouls		TP	AS	TO	ST	Blocks		+/-	
			M-A	M-A	M-A	M-A	CR	DR	PF	FF	BS	BA								
11	Lat Mayen	F 25:05	4-10	2-7	0-0	1-3	4-4	1-3	10	0	2	0	0	1	0	0	0	0	-16	
13	Derrick Walker	F 23:19	1-2	0-0	2-4	0-4	4-4	3-4	4	2	1	1	2	0	0	0	0	-7		
0	Teddy Allen	G 23:18	1-10	0-2	1-2	1-2	3-4	2-4	3	2	3	2	0	5	0	0	0	-12		
2	Trey McGowens	G 31:47	5-9	0-1	3-5	0-4	4-4	2-4	13	3	3	3	0	1	0	0	0	-6		
45	Dalano Barton	G 25:40	2-7	0-2	2-3	1-5	6-5	3-3	6	1	4	1	2	0	0	0	0	-9		
24	Yvan Ouedraogo	G 13:50	2-4	0-0	0-3	1-2	3-0	2-4	0	0	0	0	0	0	0	0	0	-3		
4	Shamiel Stevenson	19:07	3-7	0-2	2-4	1-3	4-1	1-3	8	2	3	2	1	0	0	0	0	-10		
10	Kobe Webster	23:54	1-6	1-3	1-3	1-0	1-0	2-4	1	0	1	0	1	0	1	0	0	-1		
34	Thorir Thorbjarnarson	14:00	2-3	0-0	1-0	0-0	0-0	2-0	4	0	1	1	0	0	0	0	0	-4		
Team						4-15			0-0											
Totals			21-58	3-17	11-24	10-24	34-17	17-24	56	11	17	12	6	7	0	0	0	0	-10	

Shooting By Period

1st FG% 7-28 25.0%
 3PT% 1-9 11.1%
 FT% 7-14 50%

2nd FG% 14-30 46.7%
 3PT% 2-8 25.0%
 FT% 4-10 40%

GM FG% 21-58 36.2%
 3PT% 3-17 17.6%
 FT% 11-24 45.8%

Dead Ball Rebounds: 5, 0

Michigan St. - 66

Record: 9-7 (3-7)

NO.	Name	Min	FG		3P		FT		Rebounds		Fouls		TP	AS	TO	ST	Blocks		+/-	
			M-A	M-A	M-A	M-A	CR	DR	PF	FF	BS	BA								
0	Aaron Henry	F 31:47	6-14	1-4	3-3	1-5	6-6	1-3	16	5	3	2	2	1	15				15	
20	Joey Hauser	F 13:42	0-3	0-1	0-0	0-1	1-5	2-0	0	0	2	0	0	0	0	0	0	0	-5	
30	Marcus Bingham Jr.	F 13:28	2-4	0-1	2-2	1-3	4-0	1-1	6	1	0	3	2	0	0	0	0	0	-9	
1	Joshua Langford	G 23:39	7-12	4-6	0-1	0-5	5-3	2-1	18	0	3	0	0	0	0	0	0	0	-1	
3	Foster Loyer	G 17:41	0-3	0-3	6-6	0-2	2-3	5-6	6	4	1	1	0	0	0	0	0	0	8	
2	Rocket Watts	15:36	2-5	1-3	0-0	3-3	2-0	5-3	5	3	5	0	0	0	0	0	0	0	4	
15	Thomas Kibler	07:06	0-0	0-0	0-0	2-2	1-0	0-0	0	0	1	0	0	0	0	0	0	0	-2	
11	A.J. Hoggard	14:36	1-5	0-2	0-0	1-2	3-1	2-2	2	1	1	0	1	0	0	0	0	0	-3	
25	Malik Hall	24:08	1-4	0-1	0-0	1-3	4-1	2-1	2	1	3	1	1	0	0	0	0	0	15	
44	Gabe Brown	17:52	3-6	0-2	0-0	1-6	7-0	0-0	6	0	0	0	0	1	1	0	0	0		
34	Julius Marble	11:27	0-2	0-0	3-4	2-2	4-4	2-3	0	0	1	0	0	0	0	0	0	0	-2	
22	Mady Sissoko	07:59	1-1	0-0	1-1	2-2	2-1	2-0	0	0	0	0	0	0	0	0	0	0	5	
10	Jack Hoiberg	00:59	0-0	0-0	0-0	0-0	0-0	0-0	0	0	0	0	0	0	0	0	0	0	1	
Team						4-0-4			0-2											
Totals			23-59	6-23	14-16	12-35	47-24	17-24	66	16	22	7	7	6	10					10

Shooting By Period

1st FG% 13-29 44.8%
 3PT% 3-13 23.1%
 FT% 5-5 100%

2nd FG% 10-30 33.3%
 3PT% 3-10 30.0%
 FT% 9-11 81.8%

GM FG% 23-59 38.9%
 3PT% 6-23 26.1%
 FT% 14-16 87.5%

Dead Ball Rebounds: 2, 0

NEB	MSU	Points from Turnovers	NEB	MSU	Period by Period Scoring		
					1st	2nd	TOT
1 (1st 11:06)	16 (2nd 16:33)	17	9	22	34	56	
5 (2nd 8:53)	7 (1st 17:25)	16	7	34	32	66	
4	2	16	17				
00:28	38:47	20	20				

GAME 14: MINNESOTA 79, NEBRASKA 61

Official Basketball Box Score - Final
Nebraska at Minnesota
 02/08/21 Wilks Arena, Minneapolis
 2020-21 Men's Basketball

Game Time: 7:00 PM
 Game Duration: 2:39
 Attendance: 29

Officials: Courtney Green, Rob Kuennen, Steve Munkirns

Nebraska - 61

Record: 4-10 (0-7)

NO.	Name	Min	FG		3P		FT		Rebounds		Fouls		TP	AS	TO	ST	Blocks		+/-	
			M-A	M-A	M-A	M-A	CR	DR	PF	FF	BS	BA								
11	Lat Mayen	F 22:29	5-9	3-5	2-2	0-6	6-5	2-2	15	0	1	1	0	0	0	0	0	0	-6	
13	Derrick Walker	F 14:28	1-5	0-0	2-4	1-3	4-4	4-4	0	3	1	1	0	0	0	0	0	0	-7	
14	Trevor Lutes	F 05:47	0-0	0-0	0-0	0-0	0-0	1-0	0	0	0	0	0	0	0	0	0	0	-7	
2	Trey McGowens	G 30:15	2-9	0-1	3-5	2-4	6-3	6-7	3	6	7	3	1	0	1	0	0	-14		
45	Dalano Barton	G 31:49	3-9	0-2	3-3	0-5	5-3	4-9	6	3	5	1	1	0	0	0	0	-17		
24	Yvan Ouedraogo	13:01	0-1	0-0	0-2	2-1	3-0	2-0	0	1	1	0	0	0	0	0	0	-10		
4	Shamiel Stevenson	31:28	5-10	0-1	4-6	2-4	6-4	3-14	0	5	1	2	0	0	0	0	0	-15		
10	Kobe Webster	22:29	3-7	0-2	1-2	0-2	2-0	2-2	7	0	0	0	0	0	0	0	0	-10		
34	Thorir Thorbjarnarson	15:43	2-6	0-3	1-1	1-1	2-1	5-1	5	1	2	1	0	0	0	0	0	-3		
35	Eduardo Andre	12:33	0-1	0-0	0-0	0-3	3-1	0-0	2	0	3	3	1	0	0	0	0	0	9	
Team						3-3-6														
Totals			21-57	3-15	16-25	11-32	43-22	24-61	12	18	6	5	4	0	0	0	0	0	-18	

Shooting By Period

1st FG% 11-33 33.3%
 3PT% 0-8 0.0%
 FT% 8-12 66.7%

2nd FG% 10-24 41.7%
 3PT% 3-7 42.9%
 FT% 8-13 61.5%

GM FG% 21-57 36.8%
 3PT% 3-15 20.0%
 FT% 16-25 64.0%

Dead Ball Rebounds: 4, 0

Minnesota - 79

Record: 12-7 (5-7)

NO.	Name	Min	FG		3P		FT		Rebounds		Fouls		TP	AS	TO	ST	Blocks		+/-	
			M-A	M-A	M-A	M-A	CR	DR	PF	FF	BS	BA								
23	Brandon Johnson	F 36:16	3-9	2-4	5-6	7-3	10-2	5-13	1	0	0	0	0	0	0	0	0	0	16	
0	Liam Robbins	C 13:48	2-5	0-2	2-4	1-7	8-5	3-7	0	1	0	0	0	0	0	0	0	0	18	
1	Tre Williams	G 22:55	3-7	2-5	0-0	0-1	3-3	8-1	0	0	0	0	0	0	0	0	0	0	5	
5	Marcus Carr	G 19:09	7-11	1-4	6-6	0-2	2-4	6-21	8	2	2	0	0	0	0	0	0	0	23	
22	Gabe Kabeschur	G 30:55	3-13	1-9	3-5	2-3	5-2	10-1	2	1	2	1	0	0	0	0	0	0	-14	
24	Eric Curry	22:16	3-3	0-0	0-0	5-5	4-2	6-2	0	0	0	0	0	0	0	0	0	0	5	
11	Both Gach	18:22	1-6	1-5	0-0	0-4	4-1	0-3	2	0	1	0	0	0	0	0	0	0	2	
4	Jamal Meshbom, Jr.	28:39	5-16	1-6	0-1	0-3	3-3	1-11	0	2	0	0	0	0	0	0	0	0	10	
35	Isaiah Inen	03:44	0-2	0-1	0-0	0-0	0-0	0-0	0	0	0	0	0	0	0	0	0	0	2	
32	Sam Freeman	03:56	0-0	0-0	0-0	1-0	1-0	0-0	0	0	0	0	0	0	0	0	0	0	5	
Team						5-2-7														
Totals			27-72	8-36	17-22	16-30	46-24	22-79	15	11	4	4	5	18						18

Shooting By Period

1st FG% 17-39 43.6%
 3PT% 5-18 27.8%
 FT% 6-8 75%

2nd FG% 10-33 30.3%
 3PT% 3-18 16.7%
 FT% 11-14 78.6%

GM FG% 27-72 37.5%
 3PT% 8-36 22.2%
 FT% 17-22 77.3%

Dead Ball Rebounds: 2, 0

NEB	MINN	Points from Turnovers	NEB	MINN	Period by Period Scoring		
					1st	2nd	TOT
0 (1st 20:00)	20 (2nd 0:48)	13	19	30	26		
10 (2nd 13:25)	7 (1st 15:16)	11	7	45	34	79	
0	13	17	11				
00:00	39:46	26	20				

GAME 15: NO. 21 WISCONSIN 61, NEBRASKA 48



Official Basketball Box Score - Final
Wisconsin at Nebraska
 02/10/21 Pinnacle Bank Arena, Lincoln
 2020-21 Men's Basketball

Game Time: 8:40 PM
 Game Duration: 1:58

Officials: Kelly Refor, Lewis Garrison, Brian McHugh

Wisconsin - 61

Record: 15-6 (9-5)

NO.	Name	Min	FG		3P		FT		Rebounds		Fouls		TP	AS	TO	ST	Blocks		+/-
			M-A	M-A	M-A	M-A	CR	DR	PF	FF	BS								

GAME 17: NEBRASKA 62, PENN STATE 61

Official Basketball Box Score - Final
Nebraska at Penn State
 02/16/21 Bryan Jordan Center, University Park, Pa.
 2020-21 Men's Basketball

Game Time: 3:00 PM
 Game Duration: 1:53
 Attendance: 245

Officials: D.L. Christensen, Rob Riley, Brandon Cruz

Nebraska - 62

Record: 5-12 (1-9)

NO. Name	Min	FG	3P	FT	Rebounds	Fouls	TP	AS	TO	ST	Blocks	+/-			
		M-A	M-A	M-A	OR DR TOT	PF					BS BA				
11 Lat Mayen	F 28:03	1-4	0-2	0-0	0	3	2	3	1	0	2	0	1		
13 Derrick Walker	F 25:46	4-6	0-0	0-1	1	3	4	2	1	1	0	0	1		
0 Teddy Allen	G 33:27	6-11	2-4	0	6	6	1	0	14	3	2	0	0	3	
2 Trey McGowens	G 23:07	4-9	1-3	1-1	0	2	2	1	3	10	4	3	1	1	
45 Dalano Banton	G 30:12	3-6	1-2	0-0	0	3	2	0	7	6	4	2	0	1	
35 Eduardo Andre	06:48	1-2	0-0	0	3	3	3	0	2	1	0	0	0	0	
10 Kobe Webster	28:59	5-12	3-8	0-0	0	4	4	1	2	13	0	2	0	0	
4 Shamiel Stevenson	08:02	1-1	0-0	0	2	2	1	0	2	0	2	1	1	0	
34 Thorir Thorbjarnarson	08:12	0-1	0-0	0	1	2	0	1	0	1	0	0	0	0	
24 Yvan Ouedraogo	07:24	2-4	0-0	0-1	1	2	2	0	4	0	0	0	1	1	
Team					2	2	4			0					
Totals		27-56	7-19	1-3	5	30	35	12	9	62	19	16	7	6	3

Shooting By Period

1st FG%: 15-30 50.0%
 3PT%: 5-13 38.5%
 FT%: 0-1 0%

2nd FG%: 12-26 46.2%
 3PT%: 2-6 33.3%
 FT%: 1-2 50%

GM FG%: 27-56 48.2%
 3PT%: 7-19 36.8%
 FT%: 1-3 33.3%

Dead Ball Rebounds: 0, 0

Technical Fouls: NONE

Penn State - 61

Record: 7-10 (4-9)

NO. Name	Min	FG	3P	FT	Rebounds	Fouls	TP	AS	TO	ST	Blocks	+/-		
		M-A	M-A	M-A	OR DR TOT	PF					BS BA			
21 John Harrar	F 28:29	1-5	0-0	4-4	6	5	11	2	5	6	1	2	2	0
0 Myron Jones	G 29:33	7-20	3-8	1-3	1	3	4	1	2	18	2	1	0	0
2 Miles Dread	G 31:20	4-10	4-9	2-2	1	1	2	0	2	14	0	1	1	0
5 Jamarl Wheeler	G 33:16	1-7	0-5	0	1	8	9	4	1	2	2	0	3	0
12 Izaiiah Brockington	G 30:48	4-9	0-2	3-3	1	2	3	1	2	11	2	4	0	0
1 Seth Lundy	17:52	3-9	2-6	0	0	1	1	0	8	2	2	1	1	0
3 Sam Semmons	17:11	1-3	0-1	0	0	1	1	0	2	3	1	0	0	0
15 Trent Buttrick	11:31	0-2	0-0	0	1	1	2	0	0	1	1	1	0	2
Team					2	4	6			0				
Totals		21-45	9-31	10-12	13	26	39	9	12	61	13	12	7	3

Shooting By Period

1st FG%: 13-33 39.4%
 3PT%: 7-20 35.0%
 FT%: 2-4 50%

2nd FG%: 8-32 25.0%
 3PT%: 2-11 18.2%
 FT%: 8-8 100%

GM FG%: 21-45 32.3%
 3PT%: 9-31 29.0%
 FT%: 10-12 83.3%

Dead Ball Rebounds: 3, 0

Technical Fouls: NONE

	NEB	PSU
Biggest lead	11 (2 nd 8:43)	8 (1 st 10:52)
Best Scoring Run	7 (1 st 1:23)	12 (2 nd 1:58)
Lead Changes	3	4
Times Tied	4	3
Time with Lead	19:42	17:45

Points from Turnovers	NEB	PSU
Points	10	15
Second Chance	2	10
Fast Breaks	8	10
Bench	21	10

Period by Period Scoring	1st	2nd	TOT
NEB	35	27	62
PSU	35	26	61

GAME 18: MARYLAND 64, NEBRASKA 50

Official Basketball Box Score - Final
Nebraska at Maryland
 02/16/21 XFinity Center, College Park
 2020-21 Men's Basketball

Game Time: 7:00 PM
 Game Duration: 1:59

Officials: Earl Watson, Brian Dorsey, Steve Horack

Nebraska - 50

Record: 5-13 (1-10)

NO. Name	Min	FG	3P	FT	Rebounds	Fouls	TP	AS	TO	ST	Blocks	+/-	
		M-A	M-A	M-A	OR DR TOT	PF					BS BA		
11 Lat Mayen	F 28:25	2-7	2-5	0-0	0	3	3	3	0	6	1	1	1
13 Derrick Walker	F 07:59	1-2	0-1	0-0	0	3	3	0	0	2	1	1	0
0 Teddy Allen	G 34:58	7-15	2-6	2-4	0	5	5	1	6	18	1	1	0
2 Trey McGowens	G 27:32	2-8	1-5	0-0	0	0	0	2	0	5	0	3	1
45 Dalano Banton	G 30:52	3-8	2-5	2-2	0	4	4	3	10	3	3	1	1
10 Kobe Webster	21:46	1-3	1-2	0-0	1	1	1	1	0	3	1	0	0
35 Eduardo Andre	10:02	0-1	0-0	0-2	1	3	4	1	1	0	0	2	2
4 Shamiel Stevenson	14:55	2-6	0-1	1-2	1	2	3	3	3	5	0	1	0
34 Thorir Thorbjarnarson	14:51	0-3	0-2	0-0	2	2	2	0	0	0	0	1	0
24 Yvan Ouedraogo	03:13	0-0	0-0	0-0	0	0	0	0	0	0	0	0	0
14 Trevor Lakes	02:15	0-1	0-1	0-0	1	1	1	0	0	0	0	0	0
3 Elijah Wood	01:04	0-0	0-0	0-0	0	0	0	0	0	0	0	0	0
21 Jace Platkowski	01:04	0-0	0-0	1-2	0	0	0	0	1	1	0	0	0
44 Bret Porter	01:04	0-0	0-0	0-0	0	0	0	0	0	0	0	0	0
Team					1	2	0			0			
Totals		18-54	9-28	6-12	3	25	28	16	13	50	8	11	13

Shooting By Period

1st FG%: 10-26 38.5%
 3PT%: 6-14 42.9%
 FT%: 2-4 50%

2nd FG%: 8-28 28.6%
 3PT%: 2-14 14.3%
 FT%: 4-8 50%

GM FG%: 18-54 33.3%
 3PT%: 8-28 28.6%
 FT%: 6-12 50.0%

Dead Ball Rebounds: 2, 0

Technical Fouls: NONE

Maryland - 64

Record: 12-10 (6-9)

NO. Name	Min	FG	3P	FT	Rebounds	Fouls	TP	AS	TO	ST	Blocks	+/-	
		M-A	M-A	M-A	OR DR TOT	PF					BS BA		
24 Donta Scott	F 31:37	3-5	2-3	1-2	0	8	9	0	2	9	0	3	0
2 Aaron Wiggins	G 34:00	8-15	1-6	4-4	1	10	11	3	4	21	0	4	1
5 Eric Ayala	G 34:07	5-13	2-10	2-2	0	3	3	2	2	14	2	4	1
11 Darryl Morsell	G 32:54	1-5	1-3	2-2	1	5	6	2	1	5	2	2	1
13 Hakim Hart	G 21:16	0-5	0-2	0-0	1	3	4	0	1	0	3	1	0
12 Reese Mona	05:20	0-0	0-0	0-0	1	0	1	3	0	0	1	1	0
25 Jarius Hamilton	27:05	6-7	3-4	0-0	1	4	5	3	3	15	1	1	0
30 Galin Smith	10:29	0-2	0-0	0-0	1	2	3	0	3	0	0	1	1
0 Marcus Dockery	01:04	0-0	0-0	0-0	0	0	0	0	0	0	0	0	0
15 Chol Martial	01:04	0-0	0-0	0-0	0	0	0	0	0	0	0	0	0
23 Aquan Smart	01:04	0-1	0-1	0-0	0	1	1	0	0	0	0	0	0
Team					0	1	1			0			
Totals		23-53	9-29	9-10	6	37	43	13	16	64	9	17	5

Shooting By Period

1st FG%: 11-27 40.7%
 3PT%: 7-17 41.2%
 FT%: 3-3 100%

2nd FG%: 12-26 46.2%
 3PT%: 2-12 16.7%
 FT%: 6-7 85.7%

GM FG%: 23-53 43.4%
 3PT%: 9-29 31.0%
 FT%: 9-10 90.0%

Dead Ball Rebounds: 0, 0

Technical Fouls: NONE

	NEB	UMD
Biggest lead	5 (1 st 7:30)	15 (2 nd 1:48)
Best Scoring Run	6 (1 st 13:43)	9 (1 st 5:05)
Lead Changes	8	2
Times Tied	6	8
Time with Lead	07:53	27:57

Points from Turnovers	NEB	UMD
Points	4	11
Second Chance	2	8
Fast Breaks	2	8
Bench	9	15

Period by Period Scoring	1st	2nd	TOT
NEB	28	22	50
UMD	32	32	64

GAME 19: MARYLAND 79, NEBRASKA 71

Official Basketball Box Score - Final
Nebraska at Maryland
 02/16/21 XFinity Center, College Park
 2020-21 Men's Basketball

Game Time: 7:00 PM
 Game Duration: 2:08

Officials: Bill Elv, Steve McClurkins, Courtney Green

Nebraska - 71

Record: 5-14 (1-11)

NO. Name	Min	FG	3P	FT	Rebounds	Fouls	TP	AS	TO	ST	Blocks	+/-	
		M-A	M-A	M-A	OR DR TOT	PF					BS BA		
11 Lat Mayen	F 33:33	4-8	2-3	3-3	0	6	6	3	1	13	0	2	0
13 Derrick Walker	F 13:05	1-1	0-0	0-0	0	0	0	4	0	2	1	1	0
0 Teddy Allen	G 32:24	8-14	4-7	5-5	1	4	5	1	4	25	3	3	0
2 Trey McGowens	G 22:30	0-5	0-2	0-0	0	5	5	3	0	2	3	0	0
45 Dalano Banton	G 28:33	4-10	3-6	0-1	1	6	7	2	2	11	4	1	0
35 Eduardo Andre	07:04	0-2	0-0	0-0	1	1	1	0	0	0	0	0	0
4 Shamiel Stevenson	15:26	3-5	1-2	2-3	0	2	2	0	2	9	0	1	0
10 Kobe Webster	22:38	3-7	2-5	0-0	0	2	2	1	0	8	1	1	0
34 Thorir Thorbjarnarson	10:51	0-0	0-0	0-0	1	0	1	1	0	0	0	0	0
24 Yvan Ouedraogo	08:07	0-1	0-0	0-0	1	0	1	1	0	0	0	0	0
14 Trevor Lakes	04:23	1-3	1-3	0-0	0	0	0	0	0	3	0	0	0
3 Elijah Wood	00:43												



2020-21 Nebraska Men's Basketball Combined Team Statistics In Conference games

Game Records

Record	Overall	Home	Away	Neutral
ALL GAMES	2-14	1-7	1-7	0-0
CONFERENCE	2-14	1-7	1-7	0-0
NON-CONFERENCE	0-0	0-0	0-0	0-0

Score by Periods

Team	1st	2nd	OT	TOT
Nebraska	491	541	6	1038
Opponents	580	622	11	1213

Team Box Score

No.	Player	Total			3-Point		F-Throw		Rebounds				PF DQ A TO BLK STL PTS AVG									
		GP-GS	MIN	AVG	FG-FGA	FG%	3FG-FGA	3FG%	FT-FTA	FT%	OFF	DEF	TOT	AVG	PF	DQ	A	TO	BLK	STL	PTS	AVG
0	ALLEN, Teddy	15-14	417:31	27.8	85-189	.450	31-75	.413	33-45	.733	10	54	64	4.3	34	2	28	39	0	9	234	15.6
2	MCGOWENS, Trey	16-16	471:27	29.5	56-151	.371	15-40	.375	43-66	.652	8	54	62	3.9	40	0	39	36	2	26	170	10.6
45	BANTON, Dalano	16-15	449:35	28.1	48-127	.378	11-44	.250	24-42	.571	14	73	87	5.4	37	1	54	40	14	10	131	8.2
11	MAYEN, Lat	16-16	413:08	25.8	46-116	.397	26-77	.338	11-13	.846	5	52	57	3.6	41	2	6	21	12	7	129	8.1
10	WEBSTER, Kobe	16-1	347:10	21.7	31-97	.320	18-53	.340	6-9	.667	1	20	21	1.3	11	0	16	12	0	5	86	5.4
4	STEVENSON, Shamiel	16-0	214:49	13.4	28-67	.418	5-21	.238	25-37	.676	6	31	37	2.3	18	0	7	26	6	10	86	5.4
13	WALKER, Derrick	12-12	236:31	19.7	28-47	.596	0-1	.000	8-16	.500	16	38	54	4.5	39	1	16	20	11	10	64	5.3
34	THORBJARNARSON, Thorir	16-1	287:31	18.0	18-47	.383	9-28	.321	8-11	.727	4	29	33	2.1	27	0	16	9	3	11	53	3.3
24	OUEDRAOGO, Yvan	14-4	193:03	13.8	18-36	.500	0-0	.000	4-23	.174	21	21	42	3.0	17	0	5	7	6	6	40	2.9
35	ANDRE, Eduardo	15-0	113:26	7.6	12-24	.500	0-0	.000	6-14	.429	6	24	30	2.0	27	1	5	7	2	4	30	2.0
14	LAKES, Trevor	9-1	63:35	7.1	5-16	.313	4-14	.286	0-0	.000	1	7	8	0.9	3	0	1	0	1	1	14	1.6
21	PIATKOWSKI, Jace	5-0	04:58	1.0	0-0	.000	0-0	.000	1-2	.500	0	1	1	0.2	0	0	0	0	0	0	1	0.2
44	PORTER, Bret	2-0	01:28	0.7	0-0	.000	0-0	.000	0-0	.000	0	0	0	0.0	0	0	0	0	0	0	0	0.0
3	WOOD, Elijah	7-0	10:46	1.5	0-3	.000	0-2	.000	0-0	.000	0	0	0	0.0	0	0	0	1	0	2	0	0.0
Team											29	19	48					6				
Total		16	3225		375-920	.408	119-355	.335	169-278	.608	121	423	544	34.0	294	7	193	224	57	101	1038	64.9
Opponents		16	3225		425-994	.428	142-459	.309	221-293	.754	174	477	651	40.7	262	3	225	196	58	102	1213	75.8

Team Statistics

	NEBR	OPP
Scoring	1038	1213
Points per game	64.9	75.8
Scoring margin	-10.9	-
Field goals-att	375-920	425-994
Field goal pct	.408	.428
3 point fg-att	119-355	142-459
3-point FG pct	.335	.309
3-pt FG made per game	7.4	8.9
Free throws-att	169-278	221-293
Free throw pct	.608	.754
F-Throws made per game	10.6	13.8
Rebounds	544	651
Rebounds per game	34.0	40.7
Rebounding margin	-6.7	-
Assists	193	225
Assists per game	12.1	14.1
Turnovers	224	196
Turnovers per game	14.0	12.3
Turnover margin	-1.8	-
Assist/turnover ratio	0.9	1.1
Steals	101	102
Steals per game	6.3	6.4
Blocks	57	58
Blocks per game	3.6	3.6
Winning streak	1	-
Home win streak	1	-
Attendance	0	466
Home games-Avg/Game	8-0	8-58
Neutral site-Avg/Game	-	0-0

Team Results

Date	Opponent		Score	Att.
12/22/2020	at Wisconsin	L	53-67	0
12/25/2020	Michigan	L	69-80	0
12/30/2020	at Ohio St.	L	54-90	0
01/02/2021	Michigan St.	L	77-84	0
01/10/2021	Indiana	L	76-84	0
02/06/2021	at Michigan St.	L	56-66	0
02/08/2021	at Minnesota	L	61-79	29
02/10/2021	Wisconsin	L	48-61	0
02/12/2021	Illinois	Lot	72-77	0
02/14/2021	at Penn St.	W	62-61	245
02/16/2021	at Maryland	L	50-64	0
02/17/2021	at Maryland	L	71-79	0
02/20/2021	Purdue	L	58-75	0
02/23/2021	Penn St.	L	83-86	0
02/25/2021	at Illinois	L	70-86	192
02/27/2021	Minnesota	W	78-74	0



2020-21 Nebraska Men's Basketball Combined Team Statistics All games

Game Records

Record	Overall	Home	Away	Neutral
ALL GAMES	6-17	5-9	1-8	0-0
CONFERENCE	2-14	1-7	1-7	0-0
NON-CONFERENCE	4-3	4-2	0-1	0-0

Score by Periods

Team	1st	2nd	OT	TOT
Nebraska	776	827	6	1609
Opponents	810	879	11	1700

Team Box Score

No.	Player				Total		3-Point		F-Throw		Rebounds				PF	DQ	A	TO	BLK	STL	PTS	AVG
		GP-GS	MIN	AVG	FG-FGA	FG%	3FG-FGA	3FG%	FT-FTA	FT%	OFF	DEF	TOT	AVG								
0	ALLEN, Teddy	22-21	599:01	27.2	131-292	.449	44-117	.376	56-81	.691	27	77	104	4.7	48	2	38	54	1	28	362	16.5
2	MCGOWENS, Trey	23-23	659:14	28.7	82-213	.385	23-63	.365	58-92	.630	12	78	90	3.9	60	1	49	52	3	34	245	10.7
45	BANTON, Dalano	23-22	650:08	28.3	79-193	.409	18-69	.261	51-79	.646	25	116	141	6.1	48	1	94	56	23	22	227	9.9
11	MAYEN, Lat	23-23	579:35	25.2	63-165	.382	37-111	.333	17-23	.739	17	81	98	4.3	60	2	15	33	14	9	180	7.8
10	WEBSTER, Kobe	23-1	501:11	21.8	59-153	.386	32-87	.368	14-21	.667	2	35	37	1.6	21	0	26	19	1	11	164	7.1
4	STEVENSON, Shamiel	23-0	344:43	15.0	43-97	.443	6-31	.194	42-59	.712	12	46	58	2.5	36	0	14	37	7	16	134	5.8
13	WALKER, Derrick	12-12	236:31	19.7	28-47	.596	0-1	.000	8-16	.500	16	38	54	4.5	39	1	16	20	11	10	64	5.3
34	THORBJARNARSON, Thorir	23-8	465:27	20.2	29-83	.349	14-49	.286	10-13	.769	10	50	60	2.6	36	0	28	17	3	18	82	3.6
24	OUEDRAOGO, Yvan	21-4	315:46	15.0	28-64	.438	0-0	.000	18-46	.391	40	42	82	3.9	32	0	9	11	11	9	74	3.5
14	LAKES, Trevor	10-1	89:36	9.0	9-21	.429	8-19	.421	0-1	.000	2	12	14	1.4	3	0	3	0	1	1	26	2.6
35	ANDRE, Eduardo	16-0	127:16	8.0	16-28	.571	0-0	.000	7-16	.438	7	27	34	2.1	30	1	6	7	4	4	39	2.4
3	WOOD, Elijah	11-0	36:05	3.3	3-12	.250	2-10	.200	0-0	.000	0	5	5	0.5	0	0	3	3	0	3	8	0.7
21	PIATKOWSKI, Jace	8-0	12:25	1.6	1-1	1.000	1-1	1.000	1-2	.500	1	1	2	0.3	0	0	0	0	0	0	4	0.5
44	PORTER, Bret	5-0	08:00	1.6	0-0	.000	0-0	.000	0-0	.000	0	1	1	0.2	1	0	0	1	1	0	0	0.0
Team											38	26	64				7					
Total		23	4625		571-1369	.417	185-558	.332	282-449	.628	209	635	844	36.7	414	8	301	317	80	165	1609	70.0
Opponents		23	4625		598-1437	.416	203-653	.311	301-416	.724	256	673	929	40.4	409	7	321	309	80	148	1700	73.9

Team Statistics

	NEBR	OPP
Scoring	1609	1700
Points per game	70.0	73.9
Scoring margin	-4.0	-
Field goals-att	571-1369	598-1437
Field goal pct	.417	.416
3 point fg-att	185-558	203-653
3-point FG pct	.332	.311
3-pt FG made per game	8.0	8.8
Free throws-att	282-449	301-416
Free throw pct	.628	.724
F-Throws made per game	12.3	13.1
Rebounds	844	929
Rebounds per game	36.7	40.4
Rebounding margin	-3.7	-
Assists	301	321
Assists per game	13.1	14.0
Turnovers	317	309
Turnovers per game	13.8	13.4
Turnover margin	-0.3	-
Assist/turnover ratio	0.9	1.0
Steals	165	148
Steals per game	7.2	6.4
Blocks	80	80
Blocks per game	3.5	3.5
Winning streak	1	-
Home win streak	1	-
Attendance	25	720
Home games-Avg/Game	14-2	9-80
Neutral site-Avg/Game	-	0-0

Team Results

Date	Opponent		Score	Att.
11/25/2020	McNeese	W	102-55	0
11/26/2020	Nevada	L	66-69	0
11/28/2020	North Dakota St.	W	79-57	0
12/01/2020	South Dakota	W	76-69	25
12/09/2020	Georgia Tech	L	64-75	0
12/11/2020	at Creighton	L	74-98	254
12/17/2020	Doane	W	110-64	0
12/22/2020	at Wisconsin	L	53-67	0
12/25/2020	Michigan	L	69-80	0
12/30/2020	at Ohio St.	L	54-90	0
01/02/2021	Michigan St.	L	77-84	0
01/10/2021	Indiana	L	76-84	0
02/06/2021	at Michigan St.	L	56-66	0
02/08/2021	at Minnesota	L	61-79	29
02/10/2021	Wisconsin	L	48-61	0
02/12/2021	Illinois	Lot	72-77	0
02/14/2021	at Penn St.	W	62-61	245
02/16/2021	at Maryland	L	50-64	0
02/17/2021	at Maryland	L	71-79	0
02/20/2021	Purdue	L	58-75	0
02/23/2021	Penn St.	L	83-86	0
02/25/2021	at Illinois	L	70-86	192
02/27/2021	Minnesota	W	78-74	0