

N NEBRASKA BASKETBALL

2020-21 GAME NOTES

The Nebraska men's basketball team returns for a Saturday night matchup as the Huskers welcome Minnesota to Pinnacle Bank Arena. Tipoff between the Huskers and Golden Gophers is set for shortly after 6 p.m.

Saturday's game will be televised on BTN with Brandon Gaudin and John Beilein on the call. The game can also be streamed via the web, smartphones, tablets and connected devices through the Fox Sports app.

Fans can follow all of the action across the state of Nebraska on the Learfield IMG College Husker Sports Network with Kent Pavelka and Jake Muhleisen on the call. The game will also be available on Huskers.com, the Huskers app and TuneIn radio. The pregame show begins one hour prior to tipoff.

Saturday is Senior Night, as the Huskers will honor Kobe Webster and Thorir Thorbjarnarson during pregame ceremonies which will begin shortly after 5:30 p.m.

Webster and Thorbjarnarson have been solid performers off the bench for the Huskers this season. Webster, who had 12 points at Illinois, is averaging 7.0 ppg and shooting 36 percent from 3-point range, while Thorbjarnarson is scoring 3.3 points per game, but has a nearly a 2-to-1 assist-to-turnover ratio and is fourth on the team in steals.

Saturday's game is NU's third in five nights, as the Huskers will turnaround and host Rutgers on Monday in the home finale.

The Huskers (5-17, 1-14 Big Ten) was within striking distance early in the second half before Illinois pulled away with an 86-70 win. The Huskers were within 42-36 when a flagrant foul on Eduardo Andre sparked the Fighting Illini to an 11-0 run, all coming from Kofi Cockburn. Behind Trey McGowens, who scored 13 of his 16 points in the second half, the Huskers trimmed the lead to nine, but could not get closer. Illinois went 22-of-29 from the foul line, including an 8-of-10 effort from Cockburn, who entered the game shooting 56 percent from the charity stripe. Cockburn had 24 points to pace four Illini in double figures.

Minnesota (13-11, 6-11) looks to bounce back following a 67-59 home loss to Northwestern on Thursday. Marcus Carr had 21 points and seven assists, but the Gophers shot just 37 percent, including 4-of-27 from 3-point range. Minnesota, which has dropped four straight, was without Liam Robbins because of injury. The Gopher center averages 11.7 points, 6.6 rebounds and leads the Big Ten in blocks.

GAME MATCHUP

NEBRASKA CORNHUSKERS

2020-21 Record: 5-17 (1-14 Big Ten)

Head Coach: Fred Hoiberg

Record at Nebraska: 12-42 (2nd year)

Career NCAA Record: 127-98 (7th year)

MINNESOTA GOLDEN GOPHERS

2020-21 Record: 13-11 (6-11 Big Ten)

Head Coach: Richard Pitino

Record at Minnesota: 140-119 (8th year)

Career Record: 158-133 (9th year)

BROADCAST INFO

Television: BTN

Play-by-play: Brandon Gaudin

Analyst: John Beilein

Online Broadcast: Fox Sports app & foxsports.com/live

Radio: Learfield IMG College Husker Sports Network, including 590 AM (Omaha), 1400 AM (Lincoln) and 880 AM (Lexington)

Play-by-play: Kent Pavelka

Analyst: Jake Muhleisen

Online Radio: Available on Huskers.com, Huskers App, TuneIn.com/Huskers and TuneIn App.

XM: 382

SiriusXM (internet): 972

PLAYER SPOTLIGHT

Teddy Allen is one of only three Big Ten players to have a 40-point game over the last four seasons following his 41-point night against Penn State on Tuesday, joining Purdue's Carsen Edwards (three times) and Iowa's Luka Garza (twice).



GAME 23: VS. MINNESOTA

23

GAME DETAILS

Date: Sat., Feb. 27

Time: 6:01 p.m.

City: Lincoln, Neb.

Arena: Pinnacle Bank Arena

MEDIA INFO

TV: BTN

Online Video: Fox Sports App

Radio: Learfield IMG College

Internet Audio: Huskers.com

Huskers app/TuneIn

2020-21 SCHEDULE

Date	Opponent	TV/Internet	Result
Wed., Nov. 25	McNeese State	BTN	W, 102-55
Golden Window Classic			
Thurs., Nov. 26	Nevada	BTN	L, 66-69
Sat., Nov. 28	North Dakota State	BTN	W, 79-57
Tues., Dec. 1	South Dakota	BTN	W, 76-69
Sun., Dec. 6	Florida A&M	BTN	canceled
ACC/Big Ten Challenge			
Wed., Dec. 9	Georgia Tech	ESPN2	L, 64-75
Fri., Dec. 11	at No. 8 Creighton	BTN	L, 74-98
Thurs., Dec. 17	Doane	BTN+	W, 110-64
Tues., Dec. 22	at No. 9 Wisconsin *	FS1	L, 53-67
Fri., Dec. 25	No. 19 Michigan *	BTN	L, 69-80
Wed., Dec. 30	at No. 25 Ohio State *	BTN	L, 54-90
Sat., Jan. 2	No. 17 Michigan State *	BTN	L, 77-84
Tues., Jan. 5	at Purdue *	BTN	PPD
Sun., Jan. 10	Indiana *	BTN	L, 76-84
Sat., Feb. 6	a Michigan State * (1)	BTN	L, 56-66
Mon., Feb. 8	at Minnesota *	BTN	L, 61-79
Wed., Feb. 10	No. 21 Wisconsin *	BTN	L, 48-61
Fri., Feb. 12	No. 6 Illinois * (2)	BTN	L, 72-77 (OT)
Sun., Feb. 14	at Penn State *	BTN	W, 62-61
Tues., Feb. 16	at Maryland * (3)	BTN	L, 50-64
Wed., Feb. 17	at Maryland * (4)	BTN	L, 71-79
Sat., Feb. 20	Purdue *	BTN	L, 58-75
Tues., Feb. 23	Penn State * (5)	BTN	L, 83-86
Thurs., Feb. 25	at No. 5 Illinois * (6)	BTN	L, 70-86
Sat., Feb. 27	Minnesota * (7)	BTN	6 p.m.
Mon., March 1	Rutgers * (8)	BTN	6 p.m.
Sun., Jan. 24	at Iowa * (9)	BTN	8 p.m.
Sun., March 7	at Northwestern *	BTN	12:30 p.m.

BIG TEN TOURNAMENT

Wed., March 10	at Big Ten Tournament	BTN	TBA
Thurs., March 11	at Big Ten Tournament	BTN	TBA
Fri., March 12	at Big Ten Tournament	BTN	TBA
Sat., March 13	at Big Ten Tournament	CBS	TBA
Sun., March 14	at Big Ten Tournament	CBS	TBA

Notes: * - Big Ten Conference Game; Home games are in red and bold; All times listed as central

Schedule updates

- (1) - moved from Feb. 3
- (2) - rescheduled from Jan. 13
- (3) - rescheduled from Jan. 16
- (4) - moved from Lincoln to College Park
- (5) - rescheduled from Jan. 30
- (6) - moved from Feb. 23
- (7) - rescheduled from Jan. 20
- (8) - moved from Feb. 28
- (9) - rescheduled from Jan. 24

2020-21 ROSTER AT A GLANCE

No	Name	Pos.	Ht.	Wt.	Yr.	Hometown	GP/GS	MPG	PPG	RPG	APG
0	Teddy Allen	G	6-6	223	Jr.	Mesa, Ariz.	21/21	28.0	17.2	4.9	1.7
2	Trey McGowens	G	6-4	191	Jr.	Pendleton, S.C.	22/22	28.5	10.6	3.9	2.0
3	Elijah Wood	G	6-5	174	Fr.	Potomac, Md.	11/0	3.2	0.7	0.5	0.3
4	Shamiel Stevenson	G	6-6	245	Jr.	Toronto, Ontario, Canada	22/0	14.9	5.9	2.5	0.6
10	Kobe Webster	G	6-0	172	Sr.	Indianapolis, Ind.	22/0	21.4	7.0	1.6	1.0
11	Lat Mayen	F	6-9	205	Jr.	Adelaide, Australia	22/22	25.2	7.8	4.4	0.6
13	Derrick Walker	F	6-8	232	Jr.	Kansas City, Mo.	11/11	19.2	4.7	4.1	1.3
14	Trevor Lakes	F	6-7	215	Sr.	Lebanon, Ind.	10/1	9.0	2.6	1.4	0.3
21	Jace Piatkowski	G	6-3	184	RFr.	Omaha, Neb.	8/0	1.6	0.5	0.3	0.0
24	Yvan Ouedraogo	F	6-9	245	So.	Bordeaux, France	21/4	15.0	3.5	3.9	0.4
30	Chris McGraw	G	6-0	170	So.	Columbus, Ohio	Walk-on who has not played in 2020-21				
33	Akol Arop	F	6-5	203	So.	Omaha, Neb.	Will miss 2020-21 season (knee)				
34	Thorir Thorbjarnarson	G	6-6	202	Sr.	Reykjavik, Iceland	22/7	20.1	3.3	2.5	1.2
35	Eduardo Andre	F	6-10	228	Fr.	London, England	15/0	7.6	2.1	1.9	0.4
44	Bret Porter	F	6-5	228	RFr.	Omaha, Neb.	5/0	1.6	0.0	0.2	0.0
45	Dalano Banton	G	6-9	204	So.	Toronto, Ontario, Canada	22/22	28.6	9.7	6.1	4.2

2020-21 NEBRASKA BASKETBALL ROSTER

No.	VL	Name	Pronunciation	Pos.	Ht.	Wt.	Yr.	Hometown	Previous School
0		Teddy Allen		G	6-6	223	Jr.	Mesa, Ariz.	Western Nebraska CC
2		Trey McGowens		G	6-4	191	Jr.	Pendleton, S.C.	Pittsburgh
3		Elijah Wood		G	6-5	174	Fr.	Potomac, Md.	Berkmar (Ga.) HS
4		Shamiel Stevenson	Sha-meal	G	6-6	245	Jr.	Toronto, Ontario, Canada	Nevada
10		Kobe Webster		G	6-0	172	Sr.	Indianapolis, Ind.	Western Illinois
11		Lat Mayen	Latt [rhymes w/ Matt] MAY-en	F	6-9	205	Jr.	Adelaide, Australia	Chipola College
13		Derrick Walker		F	6-8	232	Jr.	Kansas City, Mo.	Tennessee
14		Trevor Lakes		F	6-7	215	Sr.	Lebanon, Ind.	Indianapolis
21	*	Jace Piatkowski	Pie-it-COW-ski	G	6-3	184	RFr.	Omaha, Neb.	Elkhorn South HS
24	*	Yvan Ouedraogo	I-van WOO-drah-oh-goh	F	6-9	245	So.	Bordeaux, France	INSEP
30		Chris McGraw		G	6-0	170	So.	Columbus, Ohio	Otterbein
33	*	Akol Arop	A-call uh-rope	F	6-5	203	So.	Omaha, Neb.	Creighton Prep HS
34	***	Thorir Thorbjarnarson	Thor-EAR thorb-YAR-nar-son	G	6-6	202	Sr.	Reykjavik, Iceland	Menntaskólinn í Reykjavik
35		Eduardo Andre		F	6-10	228	Fr.	London, England	AZ Compass Prep
44	*	Bret Porter		F	6-5	228	RFr.	Omaha, Neb.	Millard North HS
45		Dalano Banton	duh-LAH-no BAN-ten	G	6-9	204	So.	Toronto, Ontario, Canada	Western Kentucky

2020-21 COACHING STAFF

Name	Pronunciation	Title	Year at Nebraska	Alma Mater (Year)
Fred Hoiberg		Head Coach	Second	Iowa State (1995)
Matt Abdelmassih	Abdel-massey	Assistant Coach	Second	St. John's (2007)
Doc Sadler		Assistant Coach	Second as Asst./Eighth	Arkansas (1982)
Armon Gates		Assistant Coach	Third	Kent State (2006)
Bobby Lutz	Lootz	Special Assistant to the Head Coach	Second	UNC Charlotte (1980)
Tim Wilson		Basketball Strength Coach	10th	Nebraska (1981)
Matt Holt		Video Coordinator	Fourth	New Haven (2013)
Luca Virgilio	Vir-Jill-e-o	Director of Basketball Operations	Second	Universita degli Studi di Roma Tre (2012)
Bertram "Buzzy" Caruthers		Director of Player Development	Second	Hampton (2006)
Athan Katsantonis		Graduate Manager	First	Syracuse (2020)
John Harris Jr.		Graduate Manager	Second	Benedictine (2017)

TEAM STATS

Nebraska Cornhuskers			Minnesota Golden Gophers		
2020-21 Team Statistics (Record: 5-17, 1-14 B1G)			2020-21 Team Statistics (Record: 13-11, 6-11 B1G)		
Category	Nebraska	OPP	Category	Minn.	OPP
SCORING	1531	1626	Scoring	1768	1759
Points per game	69.6	73.9	Points per game	73.7	73.3
Scoring margin	-4.3	-	Scoring margin	+0.4	-
FIELD GOALS-ATT	541-1314	574-1367	Field goals-att	593-1475	625-1421
Field goal pct	.412	.420	Field goal pct	.402	.440
3 POINT FG-ATT	176-541	195-623	3 point fg-att	175-604	156-454
3-point FG pct	.325	.313	3-point FG pct	.290	.344
3-pt FG made per game	8.0	8.9	3-pt FG made per game	7.3	6.5
FREE THROWS-ATT	273-433	283-392	Free throws-att	407-541	353-492
Free throw pct	.630	.722	Free throw pct	.752	.717
F-Throws made per game	12.4	12.9	F-Throws made per game	17.0	14.7
REBOUNDS	804	891	Rebounds	869	950
Rebounds per game	36.5	40.5	Rebounds per game	36.2	39.6
Rebounding margin	-4.0	-	Rebounding margin	-3.4	-
ASSISTS	282	314	Assists	345	352
Assists per game	12.8	14.3	Assists per game	14.4	14.7
TURNOVERS	299	301	Turnovers	267	326
Turnovers per game	13.6	13.7	Turnovers per game	11.1	13.6
Turnover margin	+0.1	-	Turnover margin	+2.5	-
Assist/turnover ratio	0.9	1.0	Assist/turnover ratio	1.3	1.1
STEALS	158	141	Steals	151	118
Steals per game	7.2	6.4	Steals per game	6.3	4.9
BLOCKS	75	77	Blocks	111	62
Blocks per game	3.4	3.5	Blocks per game	4.6	2.6

NUMBERS TO KNOW

.361 - The Huskers have made steady shooting improvement from 3-point range since returning from their pause. NU shot .234 in the first three games after returning from its pause, but is shooting .361 over the last seven games even after going 5-of-21 from 3-point range on Thursday.

4 - According to KenPom, the Huskers' strength of schedule ranks fourth nationally as of Feb. 27. In fact, eight of the top-10 toughest schedules on the site are from the Big Ten.

5 - Nebraska has five games with at least 10 steals this season after having just two in 2019-20. NU is third in the Big Ten with 7.2 steals per game.

10 - NU has ten 20-point performances on the season (Teddy Allen-8; Trey McGowens-1; Kobe Webster-1). In addition, NU has had nine players reach double figures at least once this season and nearly had a 10th as Thorir Thorbjarnarson had nine points in Saturday's loss to Purdue.

31 - Nebraska is 31st nationally in tempo according to KenPom as of Feb. 26. The Huskers and Illinois (83rd) are the only two Big Ten teams in the top-100 nationally in tempo as of Feb. 27. Minnesota ranks third in the Big Ten in adjusted tempo.

PROBABLE STARTERS (BASED ON LAST GAME)



#45 Dalano Banton | G | So. | 6-9 | 204 | Toronto, Ontario, Canada

2020-21 Averages: PPG: 9.7 | APG: 4.2 | RPG: 6.1 | SPG: 1.0 | BPG: 1.0

Worth Noting: Playmaking point guard with a nearly seven foot wingspan...Seventh in Big Ten in assists while averaging more than six rebounds per game...12 double-figure efforts in 2020-21...Tallied six points and four boards at Illinois...Had 11 points, including three 3-pointers, seven boards and four assists at Maryland on Feb. 17...Grabbed 10 rebounds and had five assists vs. No. 21 Wisconsin...Totaled 17 points and five boards vs. No. 19 Michigan...Posted second triple-double in program history with 13 points, 11 rebounds and 10 assists vs. Doane...17 points, nine boards and six assists vs. Georgia Tech...Began career at Western Kentucky, where he played in 31 games in 2018-19...Top-100 recruit in the class of 2018 after reclassifying.

Career Bests (includes WKU): Pts: 18 | Reb: 13 | Ast: 10 (2x) | Stl: 3 (3x) | Bl: 4



#24 Trey McGowens | G | Jr. | 6-4 | 191 | Pendleton, S.C.

2020-21 Averages: PPG: 10.6 | RPG: 3.9 | APG: 2.0 | SPG: 1.5

Worth Noting: First season at NU after starting for two seasons at Pitt...Fourth in B1G in steals...13 double-figure games in 2020-21...Led NU with 16 points at No. 5 Illinois...Scored 14 of his 17 points in the second half against Penn State...Had 15 points and five rebounds vs. No. 6 Illinois...Tallied 10 points, six rebounds and six assists vs. Indiana...Had a season-high 20 points and five boards vs. No. 17 Michigan State...Totaled 15 points at No. 8 Creighton...Started 32 games at Pitt in 2019-20 and ranked in the top 15 in the ACC in steals (4th) and assists (10th)...Posted 20 double-figure scoring games, including three 20-point efforts...Two-time ACC Freshman of the Week posted a pair of 30-point games in 2018-19.

Career Bests (includes Pittsburgh): Pts: 33 | Reb: 9 | Ast: 9 | Stl: 7



#0 Teddy Allen | G | Jr. | 6-6 | 222 | Mesa, Ariz.

2020-21 Averages: PPG: 17.2 | RPG: 4.9 | APG: 1.7 | SPG: 1.2

Worth Noting: Ranks sixth in the Big Ten in scoring after scoring seven points at Illinois...Eight 20-point games in 2020-21 following a 41-point, eight-rebound, six-assist night vs. PSU...His 41 points was one off school mark...Had 23 points and six boards vs. No. 17 Michigan State...Had 25 points vs. No. 19 Michigan...Totaled 26 points and nine boards at No. 8 Creighton...No. 8 JUCO player in nation by JUCOREcruiting.com...Averaged 31.4 ppg at W. Nebraska CC in 2019-20...Began college career at West Virginia, averaging 7.0 ppg, as the Mountaineers reached the Sweet 16...2017 Nebraska Gatorade High School POY at Boys Town HS (31.6 ppg, 12.8 rpg)...Younger brother (Timmy) is a second-team All-Pac 12 player at Utah.

Career Bests (includes W. Virginia): Pts: 41 | Reb: 9 (2x) | Ast: 6 | Stl: 5 (2x)




#11 Lat Mayen (MAY-en) | F | Jr. | 6-9 | 205 | Adelaide, Australia

2020-21 Averages: PPG: 7.8 | RPG: 4.4

Worth Noting: High motor forward who can stretch defenses with his shooting...Eight double-figure efforts in 2020-21...Did not score at Illinois...Had 13 points and six rebounds at Maryland on Feb. 17...Scored a career-high 16 points vs. No. 6 Illinois...Had 14 points and seven boards vs. No. 21 Wisconsin...Had 15 points versus Indiana, including 5-of-9 from 3-point range...Rated the No. 18 JUCO Player nationally by JUCOREcruiting.com...Averaged 11.8 points and 8.4 boards per game at Chipola...Began career at TCU, where he played in 17 games in 2018-19 before a knee injury...Rated the No. 2 ranked player in Australia by AUSA Hoops...Attended Australian Institute of Sport.

Career Bests (includes TCU): Pts: 16 | Reb: 12 | Ast: 4 | Stl: 2



#13 Derrick Walker | F | Jr. | 6-8 | 232 | Kansas City, Mo.

2020-21 Averages: PPG: 4.7 | RPG: 4.1

Worth Noting: Started last 11 games and is shooting 60 percent from field...Totaled seven points and five boards at No. 5 Illinois...Had nine points on 4-of-4 shooting and five boards vs. Penn State...Had eight points and four boards at Penn State...Made his Husker debut against Indiana, finishing with 10 points...Missed NU's first 11 games with NCAA suspension...Played in 30 games at Tennessee in 2018-19 as the Volunteers reached the NCAA Sweet 16...Helped the Volunteers to an SEC title in 2017-18...Four-star prospect by ESPN who played at Sunrise (Kan.) Christian Academy, averaging 14 points and seven rebounds per game in 2016-17...Played on MOKAN Elite AAU program with NBA first-round picks Trae Young and Michael Porter Jr.

Career Bests (includes Tennessee): Pts: 10 (2x) | Reb: 8 | Ast: 3 | Bl: 2 (3x)

NATIONAL POLLS

AP TOP 25 (FEB. 22)

No	Team (1st)	Record	Points	Prev.
1	Gonzaga (60)	22-0	1,596	1
2	Baylor (4)	17-0	1,540	2
3	Michigan	16-1	1,472	3
4	Ohio State	18-5	1,370	4
5	Illinois	16-5	1,356	5
6	Alabama	18-5	1,196	8
7	Oklahoma	14-5	1,150	9
8	Villanova	14-3	1,132	10
9	Iowa	17-6	1,088	11
10	West Virginia	15-6	1,014	13
11	Florida State	13-3	967	16
12	Houston	18-3	921	6
13	Creighton	16-5	836	14
14	Texas	13-6	730	12
15	Virginia	15-5	690	7
16	Virginia Tech	14-4	545	18
17	Kansas	17-7	532	23
18	Texas Tech	14-7	477	15
19	Southern California	18-4	423	17
20	Arkansas	17-5	346	24
21	Loyola Chicago	19-4	288	22
22	San Diego State	17-4	222	25
23	Wisconsin	16-8	200	21
24	Missouri	14-6	149	20
25	Tennessee	15-6	145	19

Others receiving votes: Oklahoma State 92, Belmont 80, Purdue 53, Oregon 53, LSU 32, BYU 19, Drake 19, UCLA 17, Clemson 13, Colorado 8, North Carolina 6, Wichita State 6, Boise State 5, Toledo 4, UC Santa Barbara 2, Western Kentucky 2, Winthrop 2, Xavier 2.

USA TODAY COACHES POLL (FEB. 22)

No	Team (1st)	Record	Points	Trend
1	Gonzaga(27)	22-0	795	-
2	Baylor(4)	17-0	771	-
3	Michigan(1)	16-1	737	-
4	Illinois	16-5	657	1
5	Ohio State	18-5	648	1
6	Villanova	14-3	608	1
7	Alabama	18-5	589	2
8	Oklahoma	14-5	552	2
9	Florida State	13-3	490	7
10	Houston	18-3	483	5
11	Creighton	16-5	468	1
12	Iowa	17-6	465	2
13	West Virginia	15-6	462	2
14	Virginia	15-5	361	6
15	Virginia Tech	14-4	314	2
16	Texas	13-6	308	3
17	Texas Tech	14-7	224	6
18	USC	18-4	218	-
19	Kansas	17-7	168	5
20	Arkansas	17-5	134	6
21	Oklahoma State	14-6	132	1
22	Loyola Chicago	19-4	124	1
23	Oregon	14-4	115	2
24	Wisconsin	16-8	105	3
25	San Diego State	17-4	96	1

Others receiving votes: Missouri 83, Tennessee 74, Purdue 64, Belmont 45, Drake 22, UCLA 17, Clemson 16, LSU 13, Winthrop 9, BYU 9, Boise State 8, Wichita State 7, North Carolina 5, UConn 3, Seton Hall 1

2020-21 BIG TEN STANDINGS (AS OF 2/25)

Team	B1G	Pct.	Overall	Pct.
Michigan	12-1	0.923	17-1	0.944
Illinois	13-4	0.765	17-6	0.739
Ohio State	12-6	0.667	18-6	0.750
Iowa	11-6	0.647	17-7	0.708
Purdue	10-6	0.625	15-8	0.652
Wisconsin	10-7	0.588	16-8	0.667
Rutgers	9-9	0.500	13-9	0.591
Maryland	8-9	0.471	14-10	0.583
Michigan State	7-9	0.438	13-9	0.591
Indiana	7-9	0.438	12-11	0.522
Minnesota	6-11	0.353	13-11	0.542
Penn State	4-11	0.267	8-12	0.400
Northwestern	4-13	0.235	7-14	0.333
Nebraska	1-13	0.071	5-17	0.227

Date	Matchup or Result	Time
2/20	* Illinois 94, Minnesota 63	
2/20	* Purdue 75, Nebraska 58	
2/20	* Michigan State 78, Indiana 71	
2/21	* Michigan 92, Ohio State 87,	
2/21	* Iowa 74, Penn State 68	
2/21	* Maryland 68, Rutgers 59,	
2/21	* Wisconsin 68, Northwestern 51	
2/23	* Penn State 86, Nebraska 83,	
2/23	* Michigan State 81, Illinois 72	
2/24	* Rutgers 74, Indiana 63	
2/25	* Illinois 86, Nebraska 70	
2/25	* Michigan 79, Iowa 57	
2/25	* Michigan State 71, Ohio State 67	
2/25	* Northwestern 67, Minnesota 59	
2/26	Purdue at Penn State	6 p.m.
2/27	Michigan at Indiana	11 a.m.
2/27	Illinois at Wisconsin	1 p.m.
2/27	Minnesota at Nebraska	6 p.m.
2/28	Iowa at Ohio State	11 a.m.
2/28	Michigan State at Maryland	1 p.m.
3/1	Rutgers at Nebraska	6 p.m.
3/2	Illinois at Michigan	6 p.m.
3/2	Indiana at Michigan State	7 p.m.
3/2	Wisconsin at Purdue	8 p.m.
3/3	Minnesota at Penn State	6 p.m.
3/3	Maryland at Northwestern	8 p.m.
3/4	Michigan State at Michigan	6 p.m.
3/4	Nebraska at Iowa	8 p.m.
3/6	Illinois at Ohio State	TBA
3/6	Rutgers at Minnesota	TBA
3/6	Indiana at Purdue	TBA
3/7	Wisconsin at Iowa	11:30 a.m.
3/7	Nebraska at Northwestern	12:30 p.m.
3/7	Penn State at Maryland	TBA
3/7	Michigan at Michigan State	TBA

SCOUTING MINNESOTA

Under Richard Pitino, the Golden Gophers are 13-10 on the season, 6-11 in Big Ten play, and looking to snap a four-game losing streak. Minnesota went a perfect 7-0 in non-conference play, highlighted by wins over Saint Louis and Boston College. The Golden Gophers were 9-1 following wins over nationally-ranked Iowa and Michigan State in late December, but is just 4-9 since the calendar turned to 2021. UM is 13-3 at Williams Arena, including Big Ten wins over Michigan, Ohio State, Iowa and Purdue, as the Gophers handed the Wolverines its only loss of the season. UM is 0-8 away from Williams Arena.

Minnesota features one of the Big Ten's best point guards in Marcus Carr. The junior guard ranks among the Big Ten leaders in scoring (19.1 ppg, fourth) and assists (5.1, third) while also grabbing 3.9 rebounds per game. Junior transfer Liam Robbins is the other Golden Gopher in double figures, as he averages 11.7 points per game and a team-high 6.6 rebounds per game. The Drake transfer paces the Big Ten with 2.7 blocks per game. Minnesota has been hurt by injuries to Robbins, who did not play against Northwestern, and three-year starter Gabe Kalschauer, who averaged 9.2 ppg and is second on the team with 27 3-pointers. In all, four of Minnesota's top six scorers are in their first year at Minnesota.

Series History: Nebraska and Minnesota will meet for the 80th time on Saturday, which is the most between the Huskers and any other Big Ten member. It is NU's longest-running series in the Big Ten, dating back to February of 1902. The Gophers lead the all-time series, 57-22, while the Huskers have won seven of the past 12 meetings. In all, 13 of the last 14 meetings have been won by the home team dating back to March of 2012. Nebraska is 7-8 against the Golden Gophers as Big Ten members. Prior to joining the Big Ten in 2011-12, NU and Minnesota met in non-conference action every year from 1995 until 2004 after not playing for 16 years.

Last Meeting: Playing its second road game in three days, the Huskers were unable to overcome a hot-shooting start by Minnesota in a 79-61 loss on Feb. 8. Minnesota made seven straight shots over a four-minute stretch early in the game to turn a one-point lead into a 23-10 advantage. The Gophers had runs of 7-0 and 6-0 while opening the game 9-of-13 from the field. Minnesota then used another 7-0 spurt to stretch the lead to 30-14 before the Huskers dug in defensively.

Minnesota stretched the lead to 19 before Nebraska's defense forced Minnesota into 17 straight misses. Lat Mayen hit a pair of 3-pointers and Shamiel Stevenson had two baskets during a 10-0 Husker run that cut the Minnesota lead to nine. A Kobe Webster jumper then capped a larger 13-1 run that made it 52-45 with 10:53 to play. It remained a seven-point game with seven minutes remaining before Minnesota used a 9-2 run to push the lead back to 12 with four minutes to play.

Mayen, who sat for much of the first half with three fouls, scored 13 of his 15 points in the second half to lead Nebraska. Stevenson added 14 points, tying his highest total as a Husker. Marcus Carr led Minnesota with game-high totals of 21 points and eight assists in only 19 minutes.

LAST TIME OUT

The Huskers trailed No. 5 Illinois by just six three minutes into the second half, but a series of runs doomed the Huskers in an 86-70 loss to the Illini.

Kofi Cockburn scored nine straight points after Nebraska cut the lead to six, and Illinois scored six consecutive points four minutes later. The Huskers continued to hang around until a late 12-3 Illini run put the game away. The win came less than two weeks after the Illini needed overtime to escape Lincoln with a five-point victory.

Trey McGowens paced three Huskers in double figures with 16 points, giving him 33 points in his last two contests. McGowens scored 13 of his 16 points in the second half. Shamiel Stevenson added 12 points – two shy of his season high – and Kobe Webster chipped in 12 points after he was held scoreless in the first matchup with the Illini.

Illinois was led by Cockburn, as the All-America candidate had a game-high 24 points on 8-of-10 shooting from the field and an 8-of-10 effort from the line. Adam Miller added 18 points – his most in a Big Ten game this season – while Jacob Grandison had a season-high 14 points. Andre Curbelo nearly had a triple-double, finishing with 10 points, 12 rebounds and eight assists, as Illinois was without Ayo Dosunmu because of a broken nose.

NEBRASKA-MINNESOTA AT A GLANCE

All-time Series: Minnesota leads 57-22

- In Lincoln: Nebraska leads, 14-11
At Pinnacle Bank Arena: Nebraska leads, 5-0

- In Minneapolis: Minnesota leads 42-9

At Williams Arena: Minnesota leads 23-5

- In Hilo, Hawaii: Nebraska leads 1-0
- In Big Ten Conference games: Minnesota leads, 8-6
- In Big Ten Tournament games: 0-0

Note: Minnesota vacated wins vs. NU in 1995, 1996 & 1998

Husker-Gopher Superlatives

- Most consecutive wins (year ended): Nebraska 3 (1934-36; 2013-15); Minnesota 17 (1937-58)
- Most points scored: Nebraska, 96, at Hilo, Hawaii, Nov. 26, 1995; Minnesota, 107, at Minneapolis, Minn., March 8, 2020
- Highest combined score: 182, Minnesota 107, Nebraska 75, at Minneapolis, Minn., March 8, 2020
- Biggest winning margin: Nebraska, 29, at Lincoln, Neb., Dec. 8, 2002; Minnesota, 42, at Minneapolis, Minn., Feb. 15, 1902.

Recent Series Meetings

Date	Site	Rankings	Result	Neb.	Minn.
11-26-95 ^A	N	-/-	W	96	85
12-9-95 ^A	A	-/-	L	80	91
12-21-96 ^A	H	-16	L	56	70
12-13-97 ^A	A	-/-	W	70	66
12-19-98 ^A	H	-/18	L	51	55
12-31-99	H	-/-	W	90	78
12-28-00	A	-/-	L (OT)	70	74
12-22-01	A	-/-	L	72	81
12-8-02	H	-/20	W	80	60
12-29-03	A	-/-	W	77	60
12-8-04	H	-/-	L	48	57

Big Ten Era

2-5-12	H	-/-	L	61	69
3-3-12	A	-/-	L	69	81
1-29-13	A	-/23	L	65	84
3-6-13	H	-/-	W	53	51
1-26-14	H	-/-	W	82	78
1-20-15	H	-/-	W	52	49
1-31-15	A	-/-	L	42	60
1-12-16	H	-/-	W	84	59
3-2-17	A	-/-	L	73	88
12-5-17	H	-/14	W	78	68
2-5-18	A	-/-	W	91	85
12-5-18	A	24/-	L	78	85
2-13-19	H	-/-	W	62	61
3-8-20	A	-/-	L	75	107
2-8-21	A	-/-	L	61	79

^A-later vacated

STORYLINES

• Nebraska continues with its frantic February pace, as the Huskers will play 11 games between Feb. 6-27 following the rescheduling of games against Penn State, Illinois and Minnesota. The 2020-21 season will mark the fifth time in school history and the first since 1919-20, that NU will play double-digit games in February (based on dates listed in the media guide). Saturday's matchup with the Golden Gophers was originally set for Jan. 20.

• Trey McGowens will enter Saturday's game needing two points to reach 1,000 for his career. He will be the second Husker to reach 1,000 career points this season, as Trevor Lakes accomplished the feat on Feb. 17 at Maryland. McGowens is fourth in the Big Ten in steals with 1.4 per game and has averaged 1.6 in conference play.

• In addition to the seniors, junior forward Derrick Walker will be honored prior to Saturday's game, as he will be the first member of his family to graduate college when he graduates in May with a degree in human development and family science.

• Nebraska's Shamiel Stevenson and Minnesota's Marcus Carr were teammates at Pittsburgh during the 2017-18 season. In fact, three of the top four scorers from that team are now at Big Ten schools (Parker Stewart, Indiana).

• Nebraska's strength of schedule is now fourth nationally by KenPom entering Friday's action. The 2020-21 season marks the second straight season NU has had a strength of schedule in the top 10 in KenPom. NU's schedule was eighth in 2019-20. The Huskers are one of only three teams nationally (also Minnesota and Iowa State) to have top-10 strength of schedules by KenPom in each of the last two years.

• The Big Ten had nine teams in the top 40 of the NET rankings on Feb. 26, including four of the top eight spots. This season, 12 of the Huskers' 17 losses have been Quad 1 losses.

• Nebraska will look to shore up its defense after allowing 86 points to both Illinois and Penn State this week. In the two losses, NU has held both teams under their season field goal averages, but allowed a combined 28 second-chance points and 37 points off turnovers. PSU and Illinois also combined to go 38-of-48 from the foul line (79 percent).

• Despite the last two games, the Huskers' defense has been significantly better since returning from their pause earlier this month. NU has allowed 7.6 fewer points per game over the past 10 games, while holding teams to 41 percent shooting, including 30 percent from 3-point range.

• Teddy Allen and his younger brother Timmy are one of the highest scoring duos in college basketball. The pair combines for more than 35 points a game, a total which ranks second nationally among brother duos.

2020-21 Highest Scoring Brother Duos

No.	Total	Player-School (PPG)
1.	38.8	Julian Champagnie-St. John's (20.0) and Justin Champagnie-Pitt (18.8)
2.	34.0	Teddy Allen-Nebraska (17.2) and Timmy Allen-Utah (16.8)
3.	30.0	Michael Weathers-Texas Southern (14.7) and Marcus Weathers, Duquesne (15.3)

as of Feb. 26

• Nebraska is on track for one of its most prolific 3-point shooting seasons in school history. NU enters the Minnesota game with 8.0 3-pointers per game which is on pace to rank second in school history. It is not surprising that Nebraska has relied on its 3-point shooting in Hoiberg's tenure, as his Iowa State teams led the Big 12 in 3-pointers in four of his five seasons at the school.

Most 3-Pointers/Game in School History

No.	School	Games	3-Pointers/Game
1.	2001-02	28	9.54
-	2019-20	22	8.00
2.	2019-20	32	7.90
3.	2006-07	31	7.87
4.	2018-19	36	7.50

• Teddy Allen is one of just eight newcomers at power conference schools averaging at least 16.0 points per game. Allen is currently sixth in the Big Ten in scoring and the only newcomer in the top 10 of the Big Ten in scoring as of Feb. 23. His scoring average is on pace to be one of the highest scoring averages by a first-year Husker.

Highest Scoring NU Newcomers

No.	Player	PPG	Year
1.	Terran Petteway	18.1	2013-14
-	Teddy Allen	17.2	2020-21
2.	James Palmer Jr.	17.2	2017-18
3.	Andrew White III	16.6	2015-16
4.	Joe McCray	15.5	2004-05

• Seven members of the Nebraska basketball team were honored on Feb. 19 with spots on the Nebraska Scholar-Athlete Honor Roll. The Huskers on the list include Teddy Allen, Lat Mayen, Chris McGraw, Jace Piatkowski, Bret Porter, Thorir Thorbjarnarson, Derrick Walker and Kobe Webster. All Husker student-athletes combined for a school-record fall GPA of 3.325.

NU'S MOST FEB. GAMES

No.	Year	Feb. Games
1.	1913-14	13
2.	1919-20	11
	2020-21	11
4.	1910-11	10
5.	1906-07	10

IMPROVED BIG DEFENSE

When	FG Pct.	3PT. Pct	Reb	PPG
Pre Pause	.477	.341	-8.0	81.0
Post Pause	.414	.310	-6.9	73.4

LEARFIELD IMG COLLEGE HUSKER SPORTS NETWORK

Kent Pavelka

- Is in his 34th season of calling Husker men's basketball
- Called NU basketball for two stretches from 1974-1996 before returning to play-by-play duties full time in 2006-07
- Called his 1,000th Husker basketball game in 2018-19
- Six-time Nebraska Sportscaster of the Year who was inducted into the Nebraska Broadcasters Hall of Fame in 2019

Jake Muhleisen

- Is in his third season as full-time color analyst
- Four-year starter at Nebraska from 2002-05
- Three-year team captain during his career

Ben McLaughlin

- Fills in as a color analyst for select broadcasts
- Co-hosts Sports Nightly and works on the Learfield IMG College football and baseball broadcasts

2020-21 Network Affiliates

City	Station	Location
Ainsworth	KBRB	1400 AM
Alliance	KCOW	1400 AM
Beatrice	KWBE	1450 AM
Broken Bow	KBBN	95.3 FM
Chadron	KCSR	610 AM
Columbus	KJSK	900 AM
Fairbury	KGMT	1310 AM
Falls City	KTNC	1230 AM
Fremont	KFMT	105.5 FM
Grand Island	KRGI	1430 AM
Hastings	KHAS	1230 AM
Holdrege	KUVR	1380 AM
Kearney	KGFV	1340 AM
Lexington	KRVN	880 AM
Lincoln	KLIN	1400 AM
McCook	KSWN	93.9 AM
Nebraska City	KNCY	1600 AM
Nebraska City	KBIE	103.1 FM
Norfolk	KNEN	94.7 FM
North Platte	KODY	1240 AM
North Platte	KXNP	106.1 FM
O'Neill	KRBX	102.9 FM
Omaha	KXSP	590 AM
Scottsbluff	KNEB	960 AM
Sidney	KSID	1340 AM
Superior	KRFS	1600 AM
Superior	KRFS	103.9 FM
Valentine	KVSH	940 AM

Nationwide

- Huskers.com & Huskers App
- TuneIn.com/Huskers & TuneIn App
- SiriusXM Satellite Radio

POWER CONF. NEWCOMERS (THRU 2/25)

No.	Name (School)	PPG
1.	Cameron Thomas (LSU)	22.7
2.	Cade Cunningham (Okla. St.)	18.7
3.	Teddy Allen (Neb.)	17.2
	Carlik Jones (Louisville)	17.2
5.	Mac McClung (Texas Tech)	16.9
6.	Eugene Omoruyi (Oregon)	16.7
7.	Evan Mobley (USC)	16.6
8.	Marcus Moody (Ark.)	16.5

Includes ACC, BIG, Big East, Big 12, Pac-12, SEC

QUICK FACTS

University of Nebraska Information

Location Lincoln, Neb.
 Founded 1869
 Enrollment 25,057
 Nickname Cornhuskers, Huskers
 Colors Scarlet & Cream
 Affiliation NCAA Division I
 Conference Big Ten Conference
 Home Arena Pinnacle Bank Arena
 Capacity/Year Opened 15,000/2013
 Chancellor Ronnie Green
 Faculty Rep. Scott M. Fuess Jr.
 Athletics Director Bill Moos
 Deputy A.D./Chief of Staff John Johnson
 Athletic Dept. Phone (402) 472-4224
 Assistant A.D./Ticketing Holly Adam
 Ticket Office Phone (402) 472-3111 or 1-800-8BIGRED
 Website Huskers.com

Basketball History

First year of basketball 1896-97
 Regular-season conference titles (last) 7 (1950)
 Postseason conference titles (last) 1 (1994)
 All-time postseason appearances 26
 All-time postseason record 24-25
 NCAA Appearances (last) 7 (2014)
 NIT Appearances (last) 19 (2019)

Basketball Staff

Head Coach Fred Hoiberg
 Alma Mater (Year) Iowa State (1995)
 Record at Nebraska 12-42 (2nd season)
 Overall NCAA Coaching Record 127-98 (7th season)
 Assistant Coaches Matt Abdelmassih (2nd season)
 Armon Gates (3rd season)
 Doc Sadler (2nd season as asst./8th season overall)
 Special Assistant to the Head Coach Bobby Lutz (1st season)
 Strength Coach Tim Wilson
 Graduate Managers Jon Harris Jr. and Athan Katsantonis
 Director of Operations Luca Virgilio
 Asst. Director of Operations Sheryl Burbach
 Video Coordinator Matt Holt
 Director of Player Development Buzzy Caruthers
 Assistant Athletic Trainer R.J. Pietig
 Equipment Manager Pat Norris

2020-21 Team Information

2019-20 Record 7-25 (5-11 H, 0-12 A, 2-2 N)
 Big Ten Record (Finish) 2-18 (14th)
 2020 Big Ten Tournament 0-1, lost to Indiana 64-89
 Postseason None
 Starters Returning/Lost 2/3
 Lettermen Returning/Lost 5/7
 Scholarship Newcomers 9

Communications Contact

Sr. Assoc. Director/MBB Contact Shamus McKnight
 Office Phone (402) 472-7772
 Cell Phone (402) 540-0268
 E-Mail smcknight@huskers.com

Men's Basketball Links

Athletics Media Site huskers.com/mediafiles
 2020-21 MBB Site go.unl.edu/mbbmedia2021

TEDDY'S BIG BALLGAME

Feb. 23 was a night to remember for Husker junior guard Teddy Allen. The 6-foot-6 junior poured in a career-high 41 points against Penn State while dishing out a career-best six assists and grabbing eight rebounds. It was just the fifth 40-point game in school history and was part of several records Allen tied or broke in the contest.

- Allen went 16-of-24 from the field, matching the school mark for field goals in a game. He tied Marvin Stewart's record of 16 which had stood since 1970. It was also the most ever by a Husker in a conference game. The previous record was 15, set four other times.

- His 41 points tied NU's school mark for points in a home game (Aleks Maric vs. KSU, 2007) and was the first 40-point game since Pinnacle Bank Arena opened in 2013.

- Allen had 28 first-half points, breaking the school record of 27 by James Palmer Jr. in the 2019 Big Ten Tournament against Rutgers.
- The 41-point night matched the highest scoring effort in the Big Ten this season (Luka Garza vs. Southern, 11/27) and Allen's effort is the only time in Big Ten play as of Feb. 23, that any player has scored 35-or-more points in conference play.
- Over the last decade, only 12 players in Division I basketball have scored 40 or more points, grabbed eight or more rebounds and dished out at least six assists in a game, including just three other players in power conference programs.

Power Conference Players Since 2011 with 40+ points, 8+ rebounds and 6+ assists in a game (per CBB Reference)

Player, School	Opponent	Date	Pts.	Reb.	Asst.
Buddy Hield, Oklahoma	at Kansas	1/4/2016	46	8	7
Ben Simmons, LSU	vs. North Florida	12/2/2015	43	14	7
Trae Young, Oklahoma	vs. TCU	1/13/2018	43	11	7
Teddy Allen, Nebraska	vs. Penn State	2/23/2021	41	8	6

CBB Reference

NEWCOMERS MAKING AN IMPACT

Nebraska knew it would be relying on newcomers with only three returnees on the 2020-21 roster. In the offseason, the Huskers added four scholarship players with previous Division I experience, as well as Division II transfer Trevor Lakes.

- Nebraska's top seven scorers by average are all newcomers. In all, 90 percent of the Huskers' offense and more than 80 percent of its rebounds have come from players who did not play at Nebraska in 2019-20.

- Husker players rank first or second among Big Ten newcomers in scoring (Teddy Allen, first), assists (Dalano Banton, second) and steals (Trey McGowens, second).

- In all, 66 of Nebraska's 67 double-figure efforts this season have been by players in their first season of competition at NU. Yvan Ouedraogo's double-double vs. Doane is the Huskers' only double-figure scoring effort by a returnee in 2020-21.

- According to KenPom, NU's returnees have played just 17.1 percent of total minutes, a total which ranks 327th nationally and last in the Big Ten. Every other Big Ten team had at least 40 percent or more as of Feb. 25.

- Nebraska's newcomers combined for nearly 4,000 points, 1,300 rebounds and 600 assists in their collegiate careers before joining the Husker program.

BANTON IS HUSKERS' BIG GUARD

It is not often that you see a point guard handling jump ball duties, but Dalano Banton is not your typical point guard. The 6-foot-9 sophomore provides a unique focal point to the Huskers' attack and is averaging 9.7 points, 6.1 rebounds and 4.2 assists per game, as he leads NU in rebounds, assists and blocked shots.

A former top-100 recruit, Banton has reached double figures 12 times, including a 15-point, eight-rebound, four-assist performance against No. 9 Wisconsin on Dec. 22, and a 17-point effort against No. 19 Michigan on Dec. 25.

- Banton reached double figures in both games at Maryland last week, including a trio of 3-pointers on Feb. 17.
- He grabbed 10 or more rebounds twice this season, including 10 boards against No. 21 Wisconsin on Feb. 10.
- Banton is one of 14 players nationally and one of three power conference players (Stanford's Ziaire Williams and Illinois' Ayo Dosunmu) with a triple-double this season as of Feb 25. Banton posted his first career triple-double with 13 points, 11 rebounds and 10 assists against Doane on Dec. 17.

BANTON POSTS TRIPLE-DOUBLE

Prior to Fred Hoiberg taking over the Nebraska basketball program, Nebraska never had a triple-double in a regular-season game, but now has had one in each of the past two seasons following Dalano Banton's triple-double against Doane on Dec. 17. In fact, the only two triple-doubles in the Big Ten have been by Huskers. Hoiberg has had three players on the college level post a triple double, as Royce White of Iowa State had one in 2012 (10 points, 18 rebounds, 10 assists).

Nebraska Triple-Doubles Under Hoiberg

Player	Opponent	Date	Points	Rebounds	Assists
Cam Mack	Purdue	Dec. 15, 2019	11	10	12
Dalano Banton	Doane	Dec. 17, 2020	13	11	10

SCHOOL SINGLE-GAME SCORING

No.	Name, Opponent Date	Points
1.	Eric Piatkowski vs. Okla. (3/11/94)	42
2.	Aleks Maric Kansas St. (2/13/07)	41
	Teddy Allen, Penn State (2/23/21)	41
3.	Rich King Northern Illinois (2/18/91)	40
	Jerry Fort Missouri (2/22/75)	40

A HEAVY LOAD

Category	Pct. by Newcomers
Points	90.5
Rebounds	81.4
Assists	87.6
Blocks	81.3
Steals	82.9

BANTON BIG RANKS

Category	Avg	BIG Rank
Assists per Game	4.2	7th
Rebounds Per game	6.1	17th
Asst-to-TO Ratio	1.7-to-1	14th
Blocks per Game	1.0	15th

TEDDY BUCKETS

Junior college transfer Teddy Allen has lived up to his billing as an elite scorer in his first season at Nebraska. The 6-foot-6 junior guard leads Nebraska and ranks sixth in the Big Ten in scoring at 17.2 points per game while also chipping in 4.9 rebounds and 1.2 steals per game.

- Allen is the only newcomer listed in the top 10 of the Big Ten in scoring as of Feb. 25.
- He has been in double figures in 18 of his 21 appearances this season, including a team-best eight 20-point performances, highlighted by his 41-point outburst against Penn State.
- He has scored 20 or more points in a half twice this season (21 vs. Michigan; 28 vs. Penn State).
- His basket with 12.3 seconds left at Penn State proved to be the go-ahead basket in NU's 62-61 victory on Feb. 14.
- Allen has played well against the Huskers' toughest opponents, averaging 16.2 ppg on 45 percent shooting, including 43 percent from 3-point range, in NU's eight games against ranked opponents this season.
- Earlier this season, he had 28 points and a personal-best nine rebounds at No. 8 Creighton on Dec. 11.
- He also had 25 points against No. 19 Michigan on Christmas Day and scored 19 of his 23 points in the second half against No. 17 Michigan State on Jan. 2.
- He has 11 career 20-point games, including three during his freshman season at West Virginia in 2017-18.
- Allen averaged 31.4 points per game at Western Nebraska Community College last season, the highest average by any junior college player since the 2013-14 season.

STEALS = BASKETS

Nebraska's length on the defensive end has been disruptive during the first half of the campaign. The Huskers enter the Minnesota contest ranked third in the Big Ten with 7.2 steals per game.

- Nebraska has five games with at least 10 steals, including 13 steals at Maryland on Feb. 16 and 12 steals at Michigan State on Feb. 6.
- The Huskers rank second in the Big Ten in forcing turnovers at 13.7 per game. Only Penn State (14.6) ranks higher in the Big Ten.
- Two Huskers rank in the top 10 of the Big Ten in steals with Trey McGowens (1.4 spg, fourth) and Teddy Allen (1.3 spg, eighth).
- Nebraska will look to finish among the top three teams in the Big Ten in steals for the third straight year (2019-20, 7.0, second; 2018-19, 7.2, third).
- Nebraska had 10+ steals in each of its first three games, marking the first time since the 2016-17 season and just the second time since 2010.

HUSKERS LOOK TO PUSH PACE

When Nebraska coach Fred Hoiberg talks about playing with pace, he means it. His first Nebraska team led the Big Ten and was the only conference program in the top-50 nationally in tempo in 2019-20. It was the highest finish of any Big Ten program in the KenPom database since the site began tracking in 2001-02.

In six full seasons as a college head coach, his teams have ranked in the top-50 in tempo five times - that matches the entire number of times that a Big Ten program has done it since the 2001-02 campaign. Prior to Hoiberg's arrival, the last time a Husker team was in the top-100 nationally in tempo according to KenPom was in 1999-2000 under Danny Nee.

Pace Under Hoiberg

Year	Hoiberg-Coached Team	Big Ten Leader
2010-11	Iowa State (34th)	Iowa (100th)
2011-12	Iowa State (128th)	Iowa (70th)
2012-13	Iowa State (30th)	Iowa (95th)
2013-14	Iowa State (12th)	Iowa (29th)
2014-15	Iowa State (10th)	Minnesota (47th)
2019-20	Nebraska (16th)	Same

FROM COLLEGE TO THE NBA AND BACK AGAIN

Nebraska's Fred Hoiberg is in an exclusive club, as he was one of just nine current D-I coaches to coach in both Division I and in the NBA in 2020-21. He spent three-plus seasons with the Chicago Bulls, guiding the Bulls to the NBA Playoffs in 2016. Hoiberg's 270 regular-season NBA games rank second among the 10 former NBA coaches in the collegiate ranks. Hoiberg also brings five years of NBA front office experience, as he worked with the Minnesota Timberwolves from 2005 to 2010.

Coach, School	NBA Head Coach, Years
John Calipari, Kentucky	New Jersey, 1996-99
Leonard Hamilton, Miami	Washington, 2000-01
Fred Hoiberg, Nebraska	Chicago, 2015-18
Lindsey Hunter, Mississippi Valley State	Phoenix, 2013
Lon Kruger, Oklahoma	Atlanta, 2000-03
Larry Krystkowiak, Utah	Milwaukee, 2007-08
Eric Musselman, Arkansas	Golden State, 2002-04; Sacramento, 2006-07
Rick Pitino, Iona	New York, 1987-89; Boston, 1997-2001
Darrell Walker, Arkansas Little Rock	Toronto, 1996-98; Washington, 1999-2000

as of Feb. 22, 2021

TOP-10 PINNACLE BANK ARENA CROWDS

No.	Attend.	Opponent	Date
1.	15,998	Wisconsin	March 9, 2014
2.	15,991	Penn State	Feb. 25, 2018
3.	15,987	Tennessee-Martin	Nov. 28, 2014
4.	15,978	Northwestern	March 1, 2014
5.	15,952	Iowa	Jan. 27, 2018
6.	15,950	Creighton	Dec. 8, 2018
7.	15,949	Arkansas State	Dec. 14, 2013
8.	15,946	South Dakota State	Nov. 15, 2019
9.	15,945	Minnesota	Jan. 26, 2014
10.	15,933	Iowa	Feb. 22, 2015

RECORD AT PINNACLE BANK ARENA

Season	Wins	Losses	Pct.
2013-14	15	1	.938
2014-15	10	6	.625
2015-16	10	8	.556
2016-17	8	8	.500
2017-18	16	1	.941
2018-19	13	5	.722
2019-20	5	11	.313
2020-21	4	9	.308
Totals	81	49	.623

2020-21 MISC. STATS

DOUBLE DOUBLES

Dalano Banton vs. Doane 13 pts., 11 reb., 10 asst.
Yvan Ouedraogo vs. Doane 13 pts., 13 reb.

TEAM LEADERS

Double-Figure Scoring Games: Allen-17; Banton-11
McGowens-12; Webster-8; Mayen-7; Stevenson-5;
Lakes-1; Ouedraogo-1; Walker-1

10+ Rebounding Games:..... Banton-2; Ouedraogo-1;
Mayen-1

Double-Doubles: Banton-1; Ouedraogo-1

Triple-Doubles:..... Banton-1

20-Point Games: Allen-8; Webster-1; McGowens-1

30-Point Games: Allen-1

40-Point Games: Allen-1

Games Leading NU in Scoring:* .. Allen-12; Banton-3; McGowens-3;
Stevenson-2; Webster-1; Mayen-3

Games Leading NU in Rebounding:* Banton-9; Ouedraogo-4;
Allen-7; Mayen-3; McGowens-2; Walker-2

Games Leading NU in Assists:* Banton-14; Thorbjarnarson-3;
Mayen-1; Allen-2; McGowens-1; Walker-1

Games Leading NU in Blocks* Banton-10; Ouedraogo-5;
Mayen-7; Walker-3; McGowens-2; Porter-1; Allen-1;
Stevenson-2; Thorbjarnarson-1

Games Leading NU in Steals Allen-7; McGowens-12;
Banton-5; Thorbjarnarson-5; Stevenson-3; Mayen-3;
Ouedraogo-3; Walker-3; Wood-1

*-Includes Ties

AROP TO MISS 2020-21 SEASON

University of Nebraska Head Coach Fred Hoiberg announced on Nov. 12 that sophomore Akol Arop will miss the entire 2020-21 season following knee surgery.

Arop played in 21 games as a true freshman for the Huskers. While he averaged just 1.0 points and 1.3 rebounds per game in 2019-20, Arop saw most of his action down the stretch, playing at least 20 minutes in each of the Huskers' final three games.



HUSKERS' SOCIAL JUSTICE PATCH

No more hashtags, only change.

Amidst the national protests and a summer of unrest and injustice, Nebraska Men's Basketball was inspired to become change agents in the fight against injustice. As the first Nebraska Athletics coach to comment on the protests publicly, coach Fred Hoiberg and staff made it a priority to discuss the events with his team in May and June 2020. What transpired was an overwhelming message of change. And most importantly, no more hashtags.

This season, The NCAA Playing Rules Oversight Panel approved rules to allow student-athletes in all sports to wear patches on their uniforms for commemorative and memorial purposes, as well as to support social justice issues. Nebraska Men's Basketball wanted to create a patch with a message, one specific to their team.

As Kobe Webster and Teddy Allen closed the speech, Allen called for action. No more hashtags, only change. This phrase, not meant to only inspire action instead of talk, is also meant to inspire no more hashtags of names, specifically of victims of injustice. The patch symbolizes the need to move toward actionable steps outlined. Bring awareness to the issues, educating yourself on these issues, being unified on creating change in the world, and the plea to have no more names becoming hashtags.

Nebraska Men's Basketball has made statements, the team has now shifted to action. Among the first teams in the country to declare Election Day an off day for athletes to vote, the team also held educational sessions throughout the summer and fall, meeting with the Lincoln Police Department, the Malone Center, and collaborating with the Diversity and Inclusion Director to establish a plan of action moving forward.

CUTOUTS ON SALE FOR 2020-21 SEASON

Husker fans can get their pictures in Pinnacle Bank Arena for the 2020-21 season by purchasing Nebraska Basketball fan cutouts at shop.fancutouts.com/products/nebraska-basketball. Cutouts are only \$55 and all proceeds from the season-long campaign will support Husker student-athletes and allow Nebraska Athletics to address the areas of greatest need during this challenging time.

- At the end of the basketball season, fans will have the opportunity to pick up their cutouts free of charge. Fans who wish to have their cutouts shipped after the season will be charged an additional \$25 per order at the time of purchase

- All sales are final. Cutout locations may be subject to change throughout the season depending on permissible fan capacity.

HUSKERS SIGN TALENTED TRIO

The three-member class that the Nebraska basketball program signed in November for next season has been lauded as one of the nation's top recruiting classes.

The trio of Wilhelm Breidenbach, Bryce McGowens and Keisei Tominaga has NU ranked 16th in the ESPN.com team ranking as of Dec. 10th. The class ranks third in the Big Ten to Michigan and Michigan State, and Nebraska is one of three Big Ten programs – joining Michigan and Michigan State – in signing a five-star recruit in the class of 2021.

- NU's class features a pair of top-100 recruits in McGowens and Breidenbach, who are two of the three-highest-rated players Nebraska has signed in the 247 composite database, which compiles all of the major recruiting sites into one list.
- McGowens is listed as a 5-star recruit by all three national publications (ESPN, 247, Rivals) and is a consensus top-25 national player (ESPN, 247 Sports, Rivals). He is the highest-ranked recruit Nebraska has signed since the current national recruiting sites began nearly 20 years ago.
- Breidenbach is a four-star recruit by both ESPN and 247 Sports and is ranked No. 63 by ESPN and No. 87 on 247Sports composite rankings.

ATHLETIC FAMILY TIES

- Nebraska has several players whose relatives played collegiately, including Jace Piatkowski, whose father Eric scored nearly 2,000 points at Nebraska before spending 14 years in the NBA.

Athletic Families

Player	Relative	College (Sport)
Teddy Allen	Timmy Allen (Brother)	Utah (MBB)
Akol Arop	Aguek Arop (Brother)	San Diego State (MBB)
Trey McGowens	Bobby McGowens (Father)	Clemson (FB)/South Carolina State (MBB/FB)
	Pam Owens (Mother)	Western Carolina (WBB)
	Bryce McGowens (Brother)	Signed with Nebraska (MBB)
Jace Piatkowski	Eric Piatkowski (Father)	Nebraska (MBB)
Bret Porter	Budge Porter (Father)	Nebraska (FB)
	Mort Porter (Grandfather)	Nebraska (FB)
	Grove Porter (Great Grandfather)	Nebraska (FB)
Elijah Wood	Anthony Wood (Father)	Hampton (MBB)

NEBRASKA BOASTS HIGHEST EVER GSR SCORE

Nebraska student-athletes have posted a 94 percent NCAA Graduation Success Rate (GSR), continuing the Huskers' long tradition of being a national leader in the classroom. The NCAA released its GSR scores on Nov. 17, with Nebraska recording its highest all student-athlete rate for the eighth consecutive year. It also marked the third straight year Nebraska has achieved a GSR of 90 percent or higher.

- At the conference level, the 94 percent mark is tied for second among 14 Big Ten schools. On the national scale, Nebraska's GSR ranks in a tie for 10th among 65 Power Five Schools, and third among public institutions at the Power Five level.
- The Husker men's basketball program achieved a 100 percent GSR and was one of 13 Husker programs to post a 100 GSR in the latest rankings.
- The 94 percent GSR rate is another milestone for a program that has long been a national leader in academic and athletic achievement. Nebraska leads the nation with 340 CoSIDA Academic All-Americans in school history across all sports. Nebraska also leads the nation with 18 NCAA Today's Top 10 Award winners.

MISSING THAT HOME CROWD ADVANTAGE

With no fans allowed in 2020-21, Nebraska will miss out on the fan support which has ranked among the nation's best since moving into Pinnacle Bank Arena in 2013-14.

- Nebraska has ranked in the top 15 nationally in average attendance in each of the past seven seasons, averaging sellout crowds in the 15,000-seat arena.
- In 2019-20, the Huskers finished the home portion of their campaign averaging 15,605 fans per game for 16 home games. The average set NU's single-season record, breaking the mark of 15,569 per game set during the 2014-15 season despite posting a 7-25 record.
- Nebraska is one of nine schools in the country to average 15,000+ fans per contest in each of the last seven seasons (2014-20), joining Kentucky, Syracuse, Louisville, North Carolina, Wisconsin, Indiana, Kansas and Creighton.

2020-21 ENDOWED SCHOLARSHIP WINNERS ANNOUNCED

Nebraska Athletics announced the recipients of the 2020-21 men's basketball endowed scholarships on Saturday.

The Husker men's basketball honorees for the 2020-21 season include Thorir Thorbjarnarson (Bus Whitehead Scholarship), Dalano Banton (Hosman Family Scholarship) and Kobe Webster (David G. Toren Athletic Fellowship).

Thorbjarnarson was selected as the recipient of the 2020-21 Bus Whitehead Scholarship. The honor recognizes a player who has a high level of athletic achievement, moral character, effective leadership skills, integrity and a commitment to excellence in all endeavors. The endowed scholarship, which was created in 2013, honors one of the most legendary figures in Husker basketball history. Whitehead was a two-time all-conference selection who guided the Huskers to consecutive Big Seven championships in 1949 and 1950.

Banton was tabbed as the recipient of the 2020-21 Hosman Family Scholarship. The honor recognizes a player who has demonstrated leadership, a high level of character and commitment to the team and is in good academic standing. It was established in 2016 by the Dale & Patsy Hosman Family Foundation, and Banton is just the second recipient of the scholarship.

Webster was chosen as the recipient of the 2020-21 David G. Toren Athletic Fellowship. This award recognizes a student-athlete of high academic ability, integrity and leadership. It has been presented since 2006 in honor of the late David Toren.

NEBRASKA HEAD COACH FRED HOIBERG

AT NEBRASKA (2019-PRESENT)

• Hired as Nebraska's 28th men's basketball coach on March 30, 2019, a position his grandfather (Jerry Bush) held for nine seasons from 1954 to 1963.

CHICAGO BULLS (2015-18)

- Coached the Chicago Bulls for three-plus seasons, posting a 115-155 record.
- Became just the fifth coach in franchise history to post a winning record in his debut season.
- Took the Bulls to the 2017 NBA Playoffs where they won the first two games against the top-seeded Boston Celtics, as the Bulls were the first No. 8 seed to take a 2-0 lead against a No. 1 seed since 1993.
- Was the fifth coach in NBA history to have each of his first two career playoff victories come on the road.

IOWA STATE (2010-15)

- Served as head coach at his alma mater for five seasons, posting a 115-56 record, which is the top winning percentage in school history (.673).
- Led the Cyclones to four straight NCAA Tournament appearances - a program record - while his 115 wins were the most in a five-year stretch in school history.
- Guided Iowa State to back-to-back Big 12 Tournament titles in 2014 and 2015.
- Produced four All-Americans, 12 All-Big 12 honorees and 10 players who played in the NBA.
- Named Big 12 Coach of the Year in 2012, as the Cyclones went from three conference wins to 12 in one season.
- Won 28 games and reached the NCAA Sweet 16 in 2014.
- Led the Big 12 in scoring offense in two of his last four seasons and topped the conference in 3-pointers four times in five years.

MINNESOTA TIMBERWOLVES (2005-10)

- Served as Vice President of Basketball Operations in 2009-10, overseeing the day-to-day operations of basketball programs including college and pro scouting, salary cap management and NBA Draft preparations.
- Was the Assistant General Manager for three seasons, helping the Timberwolves orchestrate a draft-day trade for five-time all-star Kevin Love in 2008.

AS AN NBA PLAYER (1995-2005)

- Spent 10 years in the NBA with the Indiana Pacers (four seasons), Chicago Bulls (four seasons) and Minnesota Timberwolves (two seasons) after being selected in the second round of the 1995 NBA Draft.
- Was a member of three NBA Playoff Teams, including a Timberwolves team that reached the 2004 Western Conference Finals.
- Shot 40 percent from 3-point range during his career and led the NBA in 3-point shooting in his final season (48.3, 2004-05).
- Ended his NBA career abruptly at the age of 33 after undergoing open-heart surgery to repair an aneurysm in his aortic root.

IOWA STATE PLAYING CAREER (1991-95)

- Started all four seasons at Iowa State, averaging 15.8 points, 6.9 rebounds, 2.8 assists and 1.6 steals per game in his collegiate career.
- His No. 32 was retired by Iowa State in 1997 and Hoiberg is a member of the ISU Hall of Fame.
- Garnered third-team All-America honors as a senior in 1994-95, averaging 19.9 points per game to help the Cyclones win a then-school-record 23 games and was named Big Eight Co-Male Athlete of the Year in 1995.
- Two-time Academic All-American who was inducted into the CoSIDA Academic Hall of Fame in 2016.



FRED HOIBERG'S COLLEGIATE COACHING RECORD

Year	School	Overall Record	Pct.	Conf. Record	Pct	Conf. Finish	Postseason
2010-11	Iowa State	16-16	.500	3-13	.188	12th	None
2011-12	Iowa State	23-11	.676	12-6	.677	T-3rd	NCAA Third Round
2012-13	Iowa State	23-12	.657	11-7	.611	T-4th	NCAA Third Round
2013-14	Iowa State	28-8	.778	11-7	.611	T-3rd	NCAA Sweet 16
2014-15	Iowa State	25-9	.735	12-6	.677	T-2nd	NCAA Second Round
2019-20	Nebraska	7-25	.219	2-18	.100	14th	None
2020-21	Nebraska	5-17	.227	1-14	.067	-	-
Totals		127-98	.567	52-71	.423		

Nebraska Team

Ranked in the top 5 (AP Poll) Never Happened
 Ranked in the top 10 (AP Poll) March 1, 1966
 Ranked in the top 20 (AP Poll) Jan. 2, 1995
 Ranked in the top 25 (AP Poll) Dec. 31, 2018 (No. 24)
 Ranked in the top 25 (USA Today Coaches Poll) Dec. 31, 2018 (No. 23)

Played AP Poll No. 1 ranked team lost at No. 1 Indiana (47-76), 2/13/2013
 Defeated AP Poll No. 1 ranked team at No. 1 Missouri (67-51), 2/6/1982
 Played AP Poll No. 2 ranked team lost at No. 2 Michigan (47-62), 1/9/13
 Defeated AP Poll No. 2 ranked team vs. No. 2 Oklahoma State (85-69), 2/5/1992
 Played Team Ranked 1-5 by AP lost at No. 5 Illinois (70-86), 2/25/2021
 Defeated Team Ranked 1-5 by AP vs. No. 3 Texas (70-67), 2/19/2011
 Played Team Ranked 6-10 by AP lost to No. 6 Illinois (72-77, OT), 2/12/2021
 Defeated Team Ranked 6-10 by AP vs. No. 9 Wisconsin (77-68), 3/9/2014
 Defeated Team Ranked 11-25 by AP vs. No. 21 Maryland (68-61), 3/14/2019
 Defeated Team Ranked 1-10 by AP on Road at No. 9 Michigan State (60-51), 2/16/2014
 Defeated Ranked Team by AP on Road vs. No. 25 Indiana (66-51), 1/14/2019

Scored 100 or more points 110; vs. Doane, 12/17/2020
 Scored 90 or more points 110; vs. Doane, 12/17/2020
 Scored 80 or more points 110; vs. Doane, 12/17/2020
 Scored less than 50 points 48; vs. Wisconsin, 2/10/2021
 Scored less than 40 points 38; at Oregon, 12/15/2012
 Shot 75% from the field 750, vs. Nebraska-Omaha (42-56), 1/25/1988 \$
 Shot 70% from the field 723; vs. UNC Wilmington (34-47), 12/5/1997
 Shot 60% from the field 628; vs. Northwestern (27-43), 2/3/2015

Made 50 or more free throws Never Happened
 Made 40 or more free throws 43, vs. Texas (43-59), 1/3/1996 - \$
 Made 30 or more free throws 37; vs. UTSA (37-50), 12/20/2017
 Made 25 or more free throws 25; vs. Illinois (25-30), 12/2/2018
 Attempted 60 or more free throws 60, vs. Kansas State (36-60), 1/11/1954 - \$
 Attempted 50 or more free throws 50, vs. UTSA (37-50), 12/20/2017
 Attempted 40 or more free throws 50, vs. UTSA (37-50), 12/20/2017
 Attempted 30 or more free throws 30; vs. South Dakota (21-30), 12/1/2020
 Shot 100% from the foul line (min 10 att.) 1.000; at Penn State (16-16), 1/19/2013
 Shot 95% from the foul line (min 10 att.) 1.000; at Penn State, (16-16), 1/19/2013
 Shot 90% from the foul line (min 10 att.)913; vs. Oklahoma State (21-23), 12/16/2018

Made 20 or more 3-pointers Never Happened
 Made 15 or more 3-pointers 15; vs. Mississippi Valley State (15-37), 11/6/2018
 Made 10 or more 3-pointers 12; vs. Penn State (12-25), 2/23/2021
 Made 0 3-pointers 0; vs. Jacksonville State (0-5), 12/18/2012
 Held Opponent to 0 3-pointers 0; Southeastern Louisiana, 11/22/2015
 Attempted 40 or more 3-pointers 41; vs. Nevada (9-41), 11/26/2020 \$
 Attempted 30 or more 3-pointers 33; at Ohio State (5-33), 12/30/2020
 Attempted 20 or more 3-pointers 21; at Illinois (5-21), 2/25/2021
 Shot 75% from 3-point range (min. 10 att.)750, vs. UT-Pan American (9-12), 12/2/2009 - \$
 Shot 60% from 3-point range (min. 10 att.)647; vs. USC (11-17), 12/3/2012
 Shot 50% from 3-point range (min. 10 att.)500; vs. Washington State (9-18), 11/25/2019
 Shot 50% from 3-point range (min. 20 att.)571; vs. Southern (12-21), 11/22/2019

Had 60 or more rebounds 60; vs. Oral Roberts, 12/22/1999
 Had 50 or more rebounds 44; vs. Doane, 12/17/2020

Had 30 or more assists 35, vs. Northeastern Illinois, 12/21/1994
 Had 25 or more assists 25; vs. Doane, 12/17/2020
 Had 20 or more assists 25; vs. Doane, 12/17/2020
 Had 15 or more assists 16; vs. Penn State, 2/23/2021

Had 20 or more steals 23, vs. Texas Tech, 3/4/1999 - \$
 Had 15 or more steals 16, vs. McNeese State, 11/28/2020
 Had 10 or more steals 13, at Maryland, 2/16/2021

Had 15 or more blocked shots 15, vs. Coppin State, Dec. 6, 1996 - \$
 Had 10 or more blocked shots 14; at Northwestern, 1/2/2018

Had 30 or more turnovers 31, at Creighton, 12/11/2005
 Had 20 or more turnovers 25; at Creighton, 12/11/2020
 Had 5 or less turnovers 5; vs. Purdue, 2/23/2019

Nebraska Player...

Had 20 or more points: 41; Teddy Allen vs. Penn State, 2/23/2021
Had 25 or more points: 41; Teddy Allen vs. Penn State, 2/23/2021
Had 30 or more points: 41; Teddy Allen vs. Penn State, 2/23/2021
Had 40 or more points: 41; Teddy Allen vs. Penn State, 2/23/2021
Had 20 or more points in a half (1st): 28- $\frac{5}{1}$; Teddy Allen vs. Penn State (1st), 2/23/2021

Had No Player in Double Figures:vs. Ohio State, 1/21/2012
Had Five Players with 10 or more points vs. Indiana, 1/10/2021
 Teddy Allen (21); Lat Mayen (15), Derrick Walker (10); Trey McGowens (10); Dalano Banton (10)
Had Six Players with 10 or more pointsvs. McNeese State, 11/25/2020
 Teddy Allen (14); Trey McGowens (14); Shamiel Stevenson (14) Dalano Banton;
 Kobe Webster (13); Lat Mayen (13)
Two Huskers with 20 or more points, same game:vs. Michigan State, 1/2/2021
 Teddy Allen (23) and Trey McGowens (20)
Three Huskers with 20 or more points, same game: Iowa, 3/10/2019
 James Palmer Jr. (30), Glynn Watson Jr. (23), Isaiah Roby (23)
Two Huskers with 30 or more points, same game: vs. Oregon, 11/25/1995
 Tyronn Lue (30) & Jaron Boone (30) - only time in school history

Had 10 or more rebounds: 10; Dalano Banton vs. Wisconsin, 2/10/2021
Had 15 or more rebounds: 19; Yvan Ouedraogo vs. Northwestern, 3/1/2020
Had 20 or more rebounds: 21, Kimani Ffriend vs. Oral Roberts, 12/22/1999
Had 25 or more rebounds: 26, Bill Johnson vs. Iowa State, 1/4/1954 - \$
Two Huskers with 10 or more rebounds, same game:vs. Doane, 12/17/2020
 (Yvan Ouedraogo-13; Dalano Banton-11)
Three Huskers with 10 or more rebounds, same game: vs. Texas Tech, 1/19/2000
 (Steffon Bradford 16; Kimani Ffriend 12; Louis Truscott 11)

Had 5 or more 3-pointers: 6; Teddy Allen vs. Penn State (6-9), 2/23/2021
Had 6 or more 3-pointers: 6; Teddy Allen vs. Penn State (6-9), 2/23/2021
Had 7 or more 3-pointers: 7; Glynn Watson Jr. vs. Iowa (7-12), 3/10/2019
Had 8 or more 3-pointers: 8; Cary Cochran, vs. Baylor (8-13), 2/27/2002 - \$

Had 5 or more assists: 6; Teddy Allen vs. Penn State, 2/23/2021
Had 10 or more assists: 10; Dalano Banton vs. Doane, 12/17/2020
Had 15 or more assists: 15; Charles Richardson vs. Rutgers, 12/2/2006
Had 18 or more assists: 18; Brian Carr, at Evansville, 1/3/1985 - \$

Had 5 or more blocked shots: 5; Isaiah Roby vs. Northwestern, 2/16/2019
Had 6 or more blocked shots: 6; Isaiah Roby vs. Eastern Illinois, 11/11/2017
Had 7 or more blocked shots: 7; John Turek vs. Colorado, 3/2/2005
Had 9 or more blocked shots: 9; Mikki Moore vs. Coppin State, 12/6/1996 - \$
Had 10 or more blocked shots: Never Happened

Had 5 or more steals: 5; Teddy Allen vs. North Dakota State, 11/28/2020
Had 6 or more steals: 6; Glynn Watson Jr. vs. Long Beach State, 11/26/2017
Had 7 or more steals: 7; Brandon Richardson at Ohio State, 1/3/2012
Had 8 or more steals: 8, Cookie Belcher vs. Oklahoma St., 2/7/2001 - \$
Had 10 or more steals: Never Happened

Had Triple-Double (Points/Rebounds/Assists):
 10; Dalano Banton vs. Doane, 12/17/2020 (13/11/10)

Had Two Players with Double-Doubles:
 Yvan Ouedraogo and Dalano Banton vs. Doane (12/17/2020)


Had Double-Double (Points/Assists): 10; Dalano Banton vs. Doane, 12/17/2020 (13/11/10)
Had Double-Double (Points/Rebounds): Yvan Ouedraogo vs. Doane, 12/17/2020 (13/13)
Had Double-Double (Points/Steals): Never Happened
Had Double-Double (Points/Blocks): Never Happened

\$ - School Record - # - Tied School record
 As of 2/26/2021


2020-21 TELEVISION/RADIO ROSTER




0 | TEDDY ALLEN
Jr. | G | 6-6 | 223




2 | TREY MCGOWENS
Jr. | G | 6-4 | 191



3 | ELIJAH WOOD
Fr. | G | 6-5 | 174



4 | SHAMIEL STEVENSON
Jr. | G/F | 6-6 | 245




10 | KOBE WEBSTER
Sr. | G | 6-0 | 172




11 | LAT MAYEN
Jr. | F | 6-9 | 205



13 | DERRICK WALKER
Jr. | F | 6-8 | 232



14 | TREVOR LAKES
Sr. | F | 6-7 | 215



21 | JACE PIATKOWSKI
Rfr. | G | 6-3 | 184




24 | YVAN OUEDRAOGO
So. | F | 6-9 | 245



30 | CHRIS MCGRAW
So. | G | 6-0 | 170




33 | AKOL AROP
So. | F | 6-5 | 203



34 | THORIR THORBJARNARSON
Sr. | G | 6-6 | 202



35 | EDUARDO ANDRE
Fr. | F | 6-10 | 228



44 | BRET PORTER
Rfr. | F | 6-5 | 228



45 | DALANO BANTON
So. | G | 6-9 | 204



FRED HOIBERG
Head Coach



MATT ABDELMASSIH
Assistant Coach



ARMON GATES
Assistant Coach



DOC SADLER
Assistant Coach



BOBBY LUTZ
Special Assistant to the
Head Coach



LUCA VIRGLIO
Director of Basketball
Operations



TIM WILSON
Strength Coach



MATT HOLT
Video Coordinator



BUZZY CARUTHERS
Director of Player
Development



R.J. PIETIG
Athletic Trainer




PAT NORRIS
Equipment Manager



SHERYL BURBACH
Assistant Director of
Basketball Operations



JOHN HARRIS JR.
Graduate Manager



ATHAN KATSANTONIS
Graduate Manager

2020-21 GAME-BY-GAME COMPARISON

Team	FG-FGA	Pct.	3FG-3FGA	Pct.	FT-FTA	Pct.	O-D	Reb.	PF	A	TO	B	S	Pts.	W/L
McNeese State	21-55	.382	7-22	.318	6-14	.429	12-23	35	26	10	27	5	3	55	
at Nebraska	36-72	.500	10-24	.417	20-29	.690	17-28	45	15	19	10	4	16	102	W
Nevada	24-50	.480	6-21	.286	15-22	.682	10-39	49	27	12	21	1	3	69	
at Nebraska	18-62	.290	9-41	.220	21-30	.700	11-20	31	24	13	9	1	12	66	L
North Dakota State	20-69	.290	6-26	.250	11-16	.688	22-29	51	17	8	17	4	4	57	
at Nebraska	29-63	.460	9-32	.281	12-20	.600	10-32	42	16	15	10	4	11	79	W
South Dakota	23-65	.346	7-26	.354	16-21	.762	10-28	39	21	14	13	3	6	69	
at Nebraska	24-60	.400	7-24	.292	21-30	.700	11-35	46	20	10	15	3	9	76	W
Georgia Tech	26-58	.448	8-25	.320	15-20	.750	8-26	34	19	13	9	2	8	75	
at Nebraska	23-61	.377	8-23	.348	10-15	.667	15-27	42	19	14	16	1	3	64	L
at Creighton	38-73	.521	14-30	.467	8-13	.615	10-26	36	19	24	13	5	16	98	
Nebraska	25-57	.439	11-26	.423	13-22	.591	11-28	39	15	12	25	3	5	74	L
Doane	21-72	.292	13-46	.283	9-17	.529	9-25	34	18	15	13	2	6	64	
at Nebraska	41-74	.554	12-33	.364	16-25	.640	13-42	55	10	25	8	7	8	110	W
at No. 9 Wisconsin	22-55	.400	8-26	.308	15-15	1.000	6-34	40	12	14	11	1	0	67	
Nebraska	18-54	.333	8-27	.296	9-17	.529	6-25	31	15	12	9	6	6	53	L
No. 19 Michigan	30-59	.508	9-27	.333	11-14	.786	8-35	43	16	16	15	2	6	80	
Nebraska	25-64	.391	7-20	.350	12-20	.600	8-23	31	19	6	8	2	6	69	L
at No., 25 Ohio State	31-63	.492	12-32	.375	16-20	.800	11-34	45	18	16	10	3	5	90	
Nebraska	17-60	.283	5-33	.152	15-21	.714	13-22	35	20	3	15	3	6	54	L
No. 17 Michigan State	29-56	.518	7-23	.304	19-26	.731	9-20	29	21	12	13	5	6	84	
at Nebraska	27-55	.491	9-19	.474	14-19	.737	9-22	31	21	12	18	1	4	77	L
Indiana	30-65	.462	9-24	.375	15-25	.600	12-29	41	14	14	8	3	4	84	
at Nebraska	26-57	.456	9-23	.391	15-22	.682	5-25	30	19	16	9	2	4	76	L
at Michigan State	23-59	.390	6-23	.261	14-16	.875	12-35	47	24	16	22	7	7	66	
Nebraska	21-58	.362	3-17	.175	11-24	.458	10-24	34	18	11	17	6	12	56	L
at Minnesota	27-72	.375	8-36	.222	17-22	.773	16-30	46	24	15	11	4	4	79	
Nebraska	21-57	.368	3-15	.200	16-25	.640	11-32	43	22	12	18	5	6	61	L
No. 21 Wisconsin	20-62	.323	9-32	.281	12-17	.706	10-28	38	16	12	8	3	9	61	
at Nebraska	18-49	.367	5-15	.333	7-17	.412	8-33	41	19	13	17	2	5	48	L
No. 6 Illinois	28-58	.483	7-21	.333	14-22	.636	9-30	39	19	15	13	8	6	77	
Nebraska	24-65	.369	7-20	.350	17-25	.680	15-25	40	20	12	13	5	7	72	L (OT)
at Penn State	21-65	.323	9-31	.290	10-12	.833	13-26	39	9	13	12	3	7	61	
Nebraska	27-56	.482	7-19	.368	1-3	.333	5-30	35	12	19	16	6	7	62	W
at Maryland	23-53	.434	9-29	.310	9-10	.900	6-37	43	13	9	17	3	5	64	
Nebraska	18-54	.333	8-28	.286	6-12	.500	3-25	28	16	8	11	2	13	50	L
at Maryland	29-61	.475	13-33	.394	8-12	.667	7-23	30	9	18	4	4	8	79	
Nebraska	24-56	.429	13-28	.464	10-12	.833	4-26	30	16	12	11	2	2	71	L
Purdue	30-64	.469	10-32	.313	5-10	.500	11-37	48	15	16	14	4	8	75	
at Nebraska	22-63	.349	9-28	.321	5-14	.357	9-28	37	13	14	11	4	5	58	L
Penn State	28-70	.400	14-37	.378	16-19	.842	16-26	42	17	19	15	1	14	86	
at Nebraska	30-56	.536	12-25	.480	11-15	.733	2-27	29	19	16	18	3	7	83	L
at No. 5 Illinois	30-62	.484	4-23	.174	22-29	.759	12-31	43	20	13	14	2	8	86	
at Nebraska	27-61	.443	5-21	.238	11-16	.686	5-24	29	25	8	15	2	4	70	L

2020-21 SUPERLATIVES

2020-21 NEBRASKA TEAM GAME HIGHS

POINTS	110	DOANE (12/17/20)
	102	MCNEESE (11/25/20)
FIELD GOALS MADE	41	DOANE (12/17/20)
	36	MCNEESE (11/25/20)
FIELD GOAL ATTEMPTS	74	DOANE (12/17/20)
	72	MCNEESE (11/25/20)
FIELD GOAL PERCENTAGE	.554 (41-74)	DOANE (12/17/20)
	.536 (30-56)	PENN ST. (2/23/21)
3 PT FIELD GOALS MADE	13	at Maryland (2/17/21)
	12	PENN ST. (2/23/21)
	12	DOANE (12/17/20)
3 PT FG ATTEMPTS	41	NEVADA (11/26/20)
	33	at Ohio St. (12/30/20)
	33	DOANE (12/17/20)
3 PT FG PERCENTAGE	.480 (12-25)	PENN ST. (2/23/21)
	.474 (9-19)	MICHIGAN ST. (01/02/21)
FREE THROWS MADE	21	SOUTH DAKOTA (12/01/20)
	21	NEVADA (11/26/20)
FREE THROW ATTEMPTS	30	SOUTH DAKOTA (12/01/20)
	30	NEVADA (11/26/20)
FREE THROW PERCENTAGE	.833 (10-12)	at Maryland (2/17/21)
	.737 (14-19)	MICHIGAN ST. (01/02/21)
REBOUNDS	55	DOANE (12/17/20)
	46	SOUTH DAKOTA (12/01/20)
ASSISTS	25	DOANE (12/17/20)
	19	at Penn St. (2/14/21)
	19	MCNEESE (11/25/20)
STEALS	16	MCNEESE (11/25/20)
	13	at Maryland (2/16/21)
BLOCKED SHOTS	7	DOANE (12/17/20)
TURNOVERS	25	at Creighton (12-11-20)
FOULS	25	at Illinois (2/25.21)

2020-21 OPPONENT TEAM GAME HIGHS

POINTS	98	at Creighton (12-11-20)
	90	at Ohio St. (12/30/20)
FIELD GOALS MADE	38	at Creighton (12-11-20)
	31	at Ohio St. (12/30/20)
FIELD GOAL ATTEMPTS	73	at Creighton (12-11-20)
	72	at Minnesota (2/8/21)
	72	DOANE (12/17/20)
FIELD GOAL PERCENTAGE	.521 (38-73)	at Creighton (12-11-20)
	.518 (29-56)	MICHIGAN ST. (01/02/21)
3 PT FIELD GOALS MADE	14	PENN ST. (2/23/21)
	14	at Creighton (12-11-20)
3 PT FG ATTEMPTS	46	DOANE (12/17/20)
	37	PENN ST. (2/23/21)
3 PT FG PERCENTAGE	.467 (14-30)	at Creighton (12-11-20)
	.394 (13-33)	at Maryland (2/17/21)
FREE THROWS MADE	22	at Illinois (2/25.21)
	19	MICHIGAN ST. (01/02/21)
FREE THROW ATTEMPTS	29	at Illinois (2/25.21)
	26	MICHIGAN ST. (01/02/21)
FREE THROW PERCENTAGE	1.000 (9-15)	at Wisconsin (12/22/20)
	.900 (9-10)	at Maryland (2/16/21)
REBOUNDS	51	NORTH DAKOTA ST. (11/28/20)
	49	NEVADA (11/26/20)
ASSISTS	24	at Creighton (12-11-20)
	19	PENN ST. (2/23/21)
STEALS	16	at Creighton (12-11-20)
	14	PENN ST. (2/23/21)
BLOCKED SHOTS	8	ILLINOIS (2/12/21)
	7	at Michigan St. (02/06/21)
TURNOVERS	27	MCNEESE (11/25/20)
FOULS	27	NEVADA (11/26/20)

2020-21 NEBRASKA TEAM GAME LOWS

POINTS	48	WISCONSIN (2/10/21)
	50	at Maryland (2/16/21)
FIELD GOALS MADE	17	at Ohio St. (12/30/20)
FIELD GOAL ATTEMPTS	49	WISCONSIN (2/10/21)
	54	at Wisconsin (12/22/20)
	54	at Maryland (2/16/21)
FIELD GOAL PERCENTAGE	.283 (17-60)	at Ohio St. (12/30/20)
	.290 (18-62)	NEVADA (11/26/20)
3 PT FIELD GOALS MADE	3	at Michigan St. (02/06/21)
	3	at Minnesota (2/8/21)
3 PT FG ATTEMPTS	15	at Minnesota (2/8/21)
	15	WISCONSIN (2/10/21)
3 PT FG PERCENTAGE	.152 (5-33)	at Ohio St. (12/30/20)
	.176 (3-17)	at Michigan St. (02/06/21)
FREE THROWS MADE	1	at Penn St. (2/14/21)
	5	PURDUE (2/20/21)
FREE THROW ATTEMPTS	3	at Penn St. (2/14/21)
	12	at Maryland (2/16/21)
	12	at Maryland (2/17/21)
FREE THROW PERCENTAGE	.333 (1-3)	at Penn St. (2/14/21)
	.357 (5-14)	PURDUE (2/20/21)
REBOUNDS	28	at Maryland (2/16/21)
ASSISTS	3	at Ohio St. (12/30/20)
	6	MICHIGAN (12/25/20)
STEALS	2	at Maryland (2/17/21)
	3	GEORGIA TECH (12/09/20)
BLOCKED SHOTS	1	NEVADA (11/26/20)
	1	GEORGIA TECH (12/09/20)
	1	MICHIGAN ST. (01/02/21)
TURNOVERS	8	DOANE (12/17/20)
	8	MICHIGAN (12/25/20)
FOULS	11	DOANE (12/17/20)

2020-21 OPPONENT TEAM GAME LOWS

POINTS	55	MCNEESE (11/25/20)
	57	NORTH DAKOTA ST. (11/28/20)
FIELD GOALS MADE	20	NORTH DAKOTA ST. (11/28/20)
	20	WISCONSIN (2/10/21)
FIELD GOAL ATTEMPTS	50	NEVADA (11/26/20)
	53	at Maryland (2/16/21)
FIELD GOAL PERCENTAGE	.290 (20-69)	NORTH DAKOTA ST. (11/28/20)
	.292 (21-72)	DOANE (12/17/20)
3 PT FIELD GOALS MADE	4	at Illinois (2/25.21)
	6	NEVADA (11/26/20)
	6	NORTH DAKOTA ST. (11/28/20)
	6	at Michigan St. (02/06/21)
3 PT FG ATTEMPTS	21	NEVADA (11/26/20)
	21	ILLINOIS (2/12/21)
3 PT FG PERCENTAGE	.174 (4-23)	at Illinois (2/25.21)
	.222 (8-36)	at Minnesota (2/8/21)
FREE THROWS MADE	5	PURDUE (2/20/21)
	6	MCNEESE (11/25/20)
FREE THROW ATTEMPTS	10	at Maryland (2/16/21)
	10	PURDUE (2/20/21)
FREE THROW PERCENTAGE	.429 (6-14)	MCNEESE (11/25/20)
	.500 (5-10)	PURDUE (2/20/21)
REBOUNDS	29	MICHIGAN ST. (01/02/21)
	30	at Maryland (2/17/21)
ASSISTS	8	NORTH DAKOTA ST. (11/28/20)
STEALS	0	at Wisconsin (12/22/20)
BLOCKED SHOTS	1	NEVADA (11/26/20)
	1	at Wisconsin (12/22/20)
	1	PENN ST. (2/23/21)
TURNOVERS	4	at Maryland (2/17/21)
FOULS	9	at Penn St. (2/14/21)
	9	at Maryland (2/17/21)

2020-21 SUPERLATIVES

NEBRASKA WIN/LOSS MARGIN

	1	2	3	4	5	6	7	8	9	10	11	12	13	14	15	16	17	18	19	20	+20
Husker Wins	1	0	0	0	0	0	1	0	0	0	0	0	0	0	0	0	0	0	0	0	3
Husker Losses	0	0	2	0	1	0	1	2	0	1	2	0	1	2	0	1	1	1	0	0	2

2020-21 NEBRASKA INDIVIDUAL GAME HIGHS

Points	41	Allen, Teddy vs Penn St. (2/23/21)
	26	Allen, Teddy at Creighton (12-11-20)
Field Goals Made	16	Allen, Teddy vs Penn St. (2/23/21)
	10	Allen, Teddy vs Michigan St. (01/02/21)
	10	Allen, Teddy at Creighton (12-11-20)
Field Goal Att.	24	Allen, Teddy vs Penn St. (2/23/21)
	22	Allen, Teddy vs Michigan (12/25/20)
FG Pct (min 5 made)	.778 (7-9)	Webster, Kobe vs Georgia Tech (12/09/20)
	.714 (5-7)	Walker, Derrick vs Indiana (01/10/21)
	.714 (5-7)	Webster, Kobe vs Doane (12/17/20)
	.714 (5-7)	Banton, Dalano vs Doane (12/17/20)
	.714 (5-7)	McGowens, Trey at Creighton (12-11-20)
	.714 (5-7)	Webster, Kobe vs McNeese (11/25/20)
3-Point FG Made	6	Allen, Teddy vs Penn St. (2/23/21)
	6	Webster, Kobe vs Georgia Tech (12/09/20)
3-Point FG Att.	11	Banton, Dalano vs Nevada (11/26/20)
	10	Allen, Teddy vs Michigan (12/25/20)
	10	Allen, Teddy vs North Dakota St. (11/28/20)
3-Pt FG Pct (min 2 made)	1.000 (3-3)	McGowens, Trey at Creighton (12-11-20)
	1.000 (2-2)	McGowens, Trey vs Purdue (2/20/21)
	1.000 (2-2)	McGowens, Trey vs Michigan St. (01/02/21)
	1.000 (2-2)	McGowens, Trey vs Michigan (12/25/20)
	1.000 (2-2)	McGowens, Trey vs McNeese (11/25/20)
Free Throws Made	9	Allen, Teddy vs Nevada (11/26/20)
	7	Ouedraogo, Yvan vs Doane (12/17/20)
	7	Allen, Teddy vs South Dakota (12/01/20)
Free Throw Att.	13	Allen, Teddy vs Nevada (11/26/20)
	11	Allen, Teddy vs South Dakota (12/01/20)
FT Pct (min 4 made)	1.000 (5-5)	Allen, Teddy at Maryland (2/17/21)
	1.000 (5-5)	Allen, Teddy vs Illinois (2/12/21)
	1.000 (4-4)	Stevenson, Shamiel vs Doane (12/17/20)
Rebounds	13	Ouedraogo, Yvan vs Doane (12/17/20)
	12	Mayen, Lat vs South Dakota (12/01/20)
Assists	10	Banton, Dalano vs Doane (12/17/20)
	8	Banton, Dalano vs North Dakota St. (11/28/20)
Steals	5	Allen, Teddy vs North Dakota St. (11/28/20)
	5	Allen, Teddy vs Nevada (11/26/20)
Blocked Shots	4	Banton, Dalano vs McNeese (11/25/20)
	3	Mayen, Lat at Wisconsin (12/22/20)
	3	Banton, Dalano vs Doane (12/17/20)
Turnovers	5	Allen, Teddy vs Wisconsin (2/10/21)
	5	Stevenson, Shamiel at Minnesota (2/8/21)
	5	Banton, Dalano at Minnesota (2/8/21)
	5	Banton, Dalano vs Georgia Tech (12/09/20)
Minutes	39	Allen, Teddy vs Indiana (01/10/21)
	38	Allen, Teddy vs Penn St. (2/23/21)

2020-21 OPPONENT INDIVIDUAL GAME HIGHS

Points	31	Ayo Dosunmu vs Illinois (2/12/21)
	29	Myreon Jones vs Penn St. (2/23/21)
Field Goals Made	12	Ayo Dosunmu vs Illinois (2/12/21)
	10	Aaron Henry vs Michigan St. (01/02/21)
Field Goal Att.	23	Ayo Dosunmu vs Illinois (2/12/21)
	20	Myreon Jones at Penn St. (2/14/21)
FG Pct (min 5 made)	1.000 (5-5)	Zed Key at Ohio St. (12/30/20)
	1.000 (5-5)	Christian Bishop at Creighton (12-11-20)
3-Point FG Made	6	Myreon Jones vs Penn St. (2/23/21)
	6	Justin Ahrens at Ohio St. (12/30/20)
3-Point FG Att.	12	Myreon Jones vs Penn St. (2/23/21)
	11	Desmond Cambridge vs Nevada (11/26/20)
3-Pt FG Pct (min 2 made)	.750 (3-4)	Jairus Hamilton at Maryland (2/16/21)
	.750 (3-4)	Trey Winkler vs Doane (12/17/20)
Free Throws Made	9	Trayce Jackson-Davis vs Indiana (01/10/21)
	9	Grant Sherfield vs Nevada (11/26/20)
Free Throw Att.	14	Trayce Jackson-Davis vs Indiana (01/10/21)
	12	Kofi Cockburn vs Illinois (2/12/21)
	12	Grant Sherfield vs Nevada (11/26/20)
FT Pct (min 4 made)	1.000 (6-6)	Marcus Carr at Minnesota (2/8/21)
	1.000 (6-6)	Foster Loyer at Michigan St. (02/06/21)
	1.000 (6-6)	Seth Towns at Ohio St. (12/30/20)
	1.000 (5-5)	Marcus Zegarowski at Creighton (12-11-20)
	1.000 (4-4)	Trent Frazier at Illinois (2/25/21)
	1.000 (4-4)	Eric Ayala at Maryland (2/17/21)
	1.000 (4-4)	Aaron Wiggins at Maryland (2/8/21)
	1.000 (4-4)	John Harrar at Penn St. (2/14/21)
	1.000 (4-4)	Nate Reuvers vs Wisconsin (2/10/21)
	1.000 (4-4)	Joshua Langford vs Michigan St. (01/02/21)
	1.000 (4-4)	Nate Reuvers at Wisconsin (12/22/20)
	1.000 (4-4)	Aleem Ford at Wisconsin (12/22/20)
	1.000 (4-4)	Rocky Kreuser vs North Dakota St. (11/28/20)
	1.000 (4-4)	K.J. Hymes vs Nevada (11/26/20)
Rebounds	15	Hunter Dickinson vs Michigan (12/25/20)
	14	John Harrar vs Penn St. (2/23/21)
Assists	8	Andre Curbelo at Illinois (2/25/21)
	8	Donta Scott at Maryland (2/17/21)
	8	Marcus Carr at Minnesota (2/8/21)
Steals	4	Da'Monte Williams at Illinois (2/25/21)
	4	Jamari Wheeler vs Penn St. (2/23/21)
	4	Ayo Dosunmu vs Illinois (2/12/21)
	4	Mitch Ballock at Creighton (12-11-20)
	4	Marcus Zegarowski at Creighton (12-11-20)
Blocked Shots	4	Kofi Cockburn vs Illinois (2/12/21)
	3	Donta Scott at Maryland (2/16/21)
	3	Liam Robbins at Minnesota (2/8/21)
	3	Trayce Jackson-Davis vs Indiana (01/10/21)
	3	Ryan Kalkbrenner at Creighton (12-11-20)
Turnovers	7	Collin Warren vs McNeese (11/25/20)
	6	Grant Sherfield vs Nevada (11/26/20)
Fouls	5	Adam Miller at Illinois (2/25/21)
	5	Liam Robbins at Minnesota (2/8/21)
	5	Joey Hauser at Michigan St. (02/06/21)
	5	Matt Hagedorn vs Doane (12/17/20)
	5	A.J. Plitzuweit vs South Dakota (12/01/20)
	5	K.J. Hymes vs Nevada (11/26/20)

2020-21 RECORD BY STARTING LINEUP

No.	Starting Lineup	Record
1.	Allen, Banton, Mayen, McGowens, Thorbjarnarson	4-3
2.	Allen, Banton, Mayen, McGowens, Ouedraogo	0-4
3.	Allen, Banton, Mayen, McGowens, Walker	1-9
4.	Banton, Lakes, Mayen, McGowens, Walker	0-1

RECAPS

Date	Opponent	Result	Record (B1G)	Attend.	Nebraska Individual Leaders			
					Points	Rebounds	Assists	Steals
11/25	McNeese State	W, 102-55	1-0 (0-0)	N/A	Allen, McGowens, Banton, Stevenson (14)	Ouedraogo (7)	Banton (6)	Allen, McGowens, Banton (3)
11/26	Nevada	L, 66-69	1-1 (0-0)	N/A	Banton (18)	Banton (7)	Banton (5)	Allen (5)
11/27	North Dakota State	W, 79-57	2-1 (0-0)	N/A	Allen (22)	Banton (9)	Banton (8)	Allen (5)
12/3	South Dakota	W, 76-69	3-1 (0-0)	N/A	Allen (23)	Mayen (12)	Mayen, McGowens (4)	Banton (3)
12/9	Georgia Tech	L, 64-75	3-2 (0-0)	N/A	Webster (20)	Banton, McGowens (9)	Banton (6)	Allen, Banton, Thorbjarnarson (1)
12/11	at No. 8 Creighton	L, 74-98	3-3 (0-0)	N/A	Allen (26)	Allen (9)	Thorbjarnarson (3)	Allen, Banton (2)
12/17	Doane	W, 110-64	4-3 (0-0)	N/A	Allen (16)	Ouedraogo (13)	Banton (10)	Allen, McGowens, Stevenson (2)
12/22	at No. 9 Wisconsin	L, 53-67	4-4 (0-1)	N/A	Banton (15)	Banton (8)	Banton (4)	Mayen (2)
12/25	No. 19 Michigan	L, 69-80	4-5 (0-2)	N/A	Allen (25)	Ouedraogo, Allen (6)	Banton (3)	McGowens (3)
12/30	at No. 25 Ohio State	L, 54-90	4-6 (0-3)	N/A	Allen (13)	Banton (8)	Allen (2)	Thorbjarnarson (2)
1/2	No. 17 Michigan State	L, 77-84	4-7 (0-4)	N/A	Allen (23)	Allen (6)	Banton (4)	Mayen, Ouedraogo, McGowens, Allen (1)
1/10	Indiana	L, 77-84	4-8 (0-5)	N/A	Allen (21)	Allen, McGowens, Banton (6)	Banton (7)	McGowens, Walker (2)
2/6	at Michigan State	L, 56-66	4-9 (0-6)	N/A	McGowens (13)	Banton (6)	McGowens (3)	McGowens (3)
2/8	at Minnesota	L, 61-78	4-10 (0-7)	N/A	Mayen (15)	Mayen, McGowens, Stevenson (6)	Banton (6)	Six players (1)
2/10	No. 21 Wisconsin	L, 48-61	4-11 (0-8)	N/A	Mayen (14)	Banton (10)	Banton (5)	Walker, Stevenson (2)
2/12	No. 6 Illinois	L, 72-77 (ot)	4-12 (0-9)	N/A	Mayen (16)	Walker, Allen (8)	Walker (3)	Thorbjarnarson (2)
2/14	at Penn State	W, 62-61	5-12 (1-9)	N/A	Allen (14)	Allen (6)	Banton (6)	McGowens (3)
2/16	at Maryland	L, 50-64	5-13 (1-10)	N/A	Allen (18)	Allen (5)	Banton (3)	McGowens (3)
2/17	at Maryland	L, 71-79	5-14 (1-11)	N/A	Allen (25)	Banton (7)	Banton (4)	Walker, Stevenson (1)
2/20	Purdue	L, 58-75	5-15 (1-12)	N/A	Stevenson (10)	Ouedraogo (8)	Thorbjarnarson (4)	Five players (1)
2/23	Penn State	L, 83-86	5-16 (1-13)	N/A	Allen (41)	Allen (8)	Allen (6)	McGowens, Thorbjarnarson (2)
2/25	at No. 5 Illinois	L, 70-86	5-17 (1-14)	N/A	McGowens (18)	Walker (5)	Thorbjarnarson (2)	McGowens (2)

THE LAST TIME...

	Nebraska...	A Nebraska Opponent...
Scored 100 or more points.....	110; vs. Doane, 12/17/20	107; at Minnesota, 3/08/2020
Scored 90 or more points.....	110; vs. Doane, 12/17/20	90; at Ohio State, 12/30/2020
Scored 41 to 50 points.....	48; Wisconsin, 2/10/21	50; Northwestern, 2/16/19
Scored 40 or fewer points.....	38; at Oregon, 12/15/12	38; Southwest Minnesota State, 12/28/18
Shot 70% from the field.....	.723; vs. UNC Wilmington 12/5/97 (34-47)	.723; Kansas, 2/2/85 (34-47)
Shot 60% from the field.....	.628; vs. Northwestern, 2/3/15 (27-43)	.630; Michigan, 3/5/17 (34-54)
Shot 90% from the free throw line (Min 10 attempts).....	.909; vs. Southwest Minnesota State, 12/28/18 (10-11)	.900; at Maryland, 2/16/21 (9-10)
Made 10, 3-Point Field Goals.....	12; vs. Penn State, 2/23/20 (12-25)	14; vs. Penn State, 2/23/20 (14-37)
Had 60 rebounds.....	60; vs. Oral Roberts, 12/22/99	62; Colorado, 2/15/75
Had 50 rebounds.....	55; vs. Doane (12/17/20)	51, North Dakota State, 11/28/20
Had 30 assists.....	35, vs. Northeastern Illinois, 12/21/94	32; at Minnesota, 3/8/20
Had 15 steals.....	16, vs. McNeese State, 11/25/20	16; at Creighton, 12/11/2020
Had 10 blocked shots.....	14; at Northwestern, 1/2/18	12; vs. Indiana (BTT), 3/11/20
Had 10 or fewer turnovers.....	9; vs. Indiana (1/10/20)	4; at Maryland, 2/17/21
Had 20 or more turnovers.....	22; at Michigan, 3/5/20	22; at Michigan State, 2/6/21
Had three players with 20 points.....	vs. Iowa, 3/10/19	Michigan, 1/14/17
.....	(Palmer Jr. 27; Watson Jr. 23; Roby 23)	(Wagner 23, Irvin 21, Walton 20)
Had three players with 10 rebounds.....	vs. Texas Tech, 1/19/00	at Kansas, 1/9/02
.....	(Bradford 16, Ffriend 12, Truscott 11)	(Collision 13, Gooden 12, Simien 10)
Had five players reach double-figure points.....	vs. Doane, 12/17/20	Penn State
.....	(Allen-21; Mayen-15; Banton-10, McGowens-10; Walker-10)	(Jones-29; Dread-16; Wheeler-13; Brockington-11; Harrer-10)
Had a player score 40 points.....	41; Teddy Allen vs. Penn State 2/23/21	41; Jarius Jackson, Texas Tech, 2/18/06
Had a player score 30 points.....	41; Teddy Allen vs. Penn State 2/23/21	31; Ayo Dosunmu, Illinois, 2/12/21
Had a player grab 15 rebounds.....	19; Yvan Ouedraogo, 3/1/20	15; Hunter Dickinson, Michigan, 12/25/20
Had a player dish out 10 assists.....	10; Dalano Banton, 12/17/20	11; Marcus Carr, at Minnesota, 3/8/20
Had a player collect five steals.....	5; Teddy Allen vs. North Dakota State, 11/28/20	7; Josh Reeves, Penn State, 2/25/18
Had a player block five shots.....	5; Isaiah Roby vs. Maryland, 2/6/18	5; E.J. Liddel, Ohio State, 2/27/20
Had a player with a triple double.....	13 pt/11 reb/10 asst.; Dalano Banton vs. Doane, 12/17/20	

MISC REVIEW

Nebraska Record When:	All (W)	All (L)	H(W)	H(L)	A (W)	A (L)						
Ahead at Halftime	4	1	4	1	0	0	Rebounds are Even	0	1	0	0	1
Behind at Halftime	0	16	0	9	0	7	Committing More TOs than Opp	2	10	1	5	5
Tied at Halftime	1	0	0	0	1	0	Committing Fewer TOs than Opp	3	6	3	4	2
Bench Outscores Opponent's	4	8	3	5	1	3	Turnovers are Even	0	1	0	1	0
Opponent Bench Outscores NU	1	8	1	5	0	3	Leading with 5:00 left	5	1	4	1	0
Bench scoring is even	0	1	0	0	0	1	Trailing with 5:00 left	0	14	0	7	7
Shooting 50% or Better	2	1	2	1	0	0	Tied with 5:00 left	0	2	0	2	0
Shooting Under 50%	3	16	2	9	1	7	In Overtime	0	0	0	0	0
Opp. Shoots 50% or Better	1	3	0	2	1	1	Scoring 80 or more points	2	1	2	1	0
Opp. Shoots Under 50%	4	14	4	8	0	6	Scoring 61 to 79 points	3	10	2	6	4
Outshooting Opponent (pct.)	5	2	4	2	1	0	Scoring 60 or fewer points	0	6	0	3	0
Outshot by Opponent (pct.)	0	15	0	8	0	7	Allowing 80 or more points	0	7	0	4	0
Shooting is even	0	0	0	0	0	0	Allowing 61 to 79 points	3	10	2	6	4
Outrebounding Opponent	3	5	3	4	0	1	Allowing 60 or fewer points	2	0	2	0	0
Outrebounded by Opponent	2	11	1	6	1	5						

MISC REVIEW

Biggest margin of victory	47, McNeese State (11/25)	Biggest halftime lead surrendered in loss	3, Nevada (11/26)
Biggest margin of defeat	36, at Ohio State (12/30)	Largest lead at any time	48, Doane (12/17)
Largest deficit overcome in win.....	8, at Penn State (2/12)	Largest deficit at any time	41, at Ohio State (12/30)
Largest halftime deficit overcome in win	None	Largest runs without opponent scoring	17, McNeese State (11/25)
Largest lead surrendered in loss.....	10, Nevada (11/26); at Wisconsin (12/22)	Largest opponent run without NU scoring.....	16, at Wisconsin (12/22)

SPECIALITY STATS

Opponent	NU-Opp Paint	NU-Opp off TO	NU-Opp 2nd Ch.	NU-Opp Bench	Largest Lead	Largest Deficit	Tip	1st Sub(s)
McNeese State	50-26	43-8	12-6	39-19	50 (2nd, 0:02)	-	W	Webster
Nevada	18-30	20-9	13-8	24-18	10 (2nd, 9:34)	9 (1st, 1:26)	L	Stevenson
North Dakota State	40-28	17-9	9-24	11-26	26 (2nd, 0:43)	-	L	Webster
South Dakota	24-18	12-16	8-6	24-12	18 (2nd, 6:01)	5 (1st, 15:24)	L	Stevenson
Georgia Tech	28-26	6-15	17-12	22-13	6 (2nd, 15:21)	13 (2nd, 0:59)	W	Webster
at No. 8 Creighton	26-40	13-38	9-12	11-29	3, (1st, 3:41)	27 (2nd, 6:42)	L	Ouedraogo
Doane	54-10	20-6	17-8	61-30	48 (2nd, 0:32)	1 (1st, 15:52)	W	Stevenson, Lakes, Webster
at No. 9 Wisconsin	20-22	9-10	3-8	6-12	10 (1st, 5:48)	18 (2nd, 4:55)	L	Thorbjarnarson
No. 19 Michigan	30-42	10-12	6-11	4-13	4 (1st, 15:34)	13 (2nd, 11:47)	L	Thorbjarnarson
at No. 25 Ohio State	22-30	2-21	14-15	18-48	2 (1st, 18:16)	41 (2nd, 9:41)	L	Andre
No. 17 Michigan State	36-32	15-16	9-14	13-26	3 (1st, 16:58)	17 (2nd, 17:34)	W	Thorbjarnarson, Webster
Indiana	34-34	10-11	3-16	10-15	3 (2nd, 7:57)	18 (1st, 10:03)	W	Andre
at Michigan State	36-16	17-9	5-7	20-20	1 (1st, 11:06)	16 (2nd, 16:33)	L	Ouedraogo
at Minnesota	30-26	13-19	7-11	26-20	-	20 (2nd, 0:48)	L	Ouedraogo
No. 21 Wisconsin	24-22	6-15	5-9	9-23	8 (1st, 10:01)	16 (2nd, 5:11)	L	Stevenson, Andre
No. 6 Illinois	32-38	10-7	18-9	16-5	9 (1st, 17:01)	5 (2nd, 15:39)	L	Stevenson, Andre
at Penn State	34-16	10-15	2-10	21-10	11 (2nd, 8:19)	8 (1st, 10:52)	L	Andre
at Maryland	14-24	4-11	2-8	9-15	5 (1st, 7:30)	15 (2nd, 1:48)	W	Andre, Webster
at Maryland	20-20	4-13	8-15	20-16	4 (1st, 14:47)	21 (2nd, 4:42)	W	Andre
Purdue	26-36	13-15	8-8	37-32	3 (2nd, 15:28)	18 (2nd, 2:36)	L	Andre
Penn State	34-24	13-25	3-16	13-7	3 (11st, 11:32)	10 (2nd, 12:39)	L	Webster, Thorbjarnarson, Andre
at No. 5 Illinois	32-46	12-14	4-12	34-29	-	21 (2nd; 3:51)	L	Andre, Thorbjarnarson

NEBRASKA SEASON/CAREER BESTS

#0 TEDDY ALLEN

Points
Season: 41 vs. Penn State (2/23)
Career: Same

Rebounds
Season: 9 at Creighton (12/11)
Career: Same

Field Goals
Season: 16 vs. Penn State (2/23)
Career: Same

Field Goal Attempts
Season: 24 vs. Penn State (2/23)
Career: Same

3-Point Field Goals
Season: 6 vs. Penn State (2/23)
Career: Same

3-Point Field Goal Attempts
Season: 10 North Dakota St. (11/28); vs. Michigan (12/25/20)
Career: Same

Free Throws
Season: 9 vs. Nevada (11/26)
Career: Same

Free Throw Attempts
Season: 13 vs. Nevada (11/26)
Career: Same

Assists
Season: 6 vs. Penn State (2/23)
Career: Same

Steals
Season: 5 vs. Nevada (11/26); North Dakota State (11/28)
Career: Same

Blocks
Season: 1 vs. Georgia Tech (12/9)
Career: Same

Minutes Played
Season: 39 vs. Indiana (1/10); vs. Penn State (2/23)
Career: Same

#2 TREY MCGOWENS

Points
Season: 20 vs. Michigan State (1/2)
Career: Same

Rebounds
Season: 9 vs. Georgia Tech (12/9)
Career: Same

Field Goals
Season: 7 North Dakota State (11/28); at Illinois (2/25)
Career: Same

Field Goal Attempts
Season: 20 vs. Illinois (2/12)
Career: Same

3-Point Field Goals
Season: 3 at Creighton (12/11)
Career: Same

3-Point Field Goal Attempts
Season: 6 vs. Penn State (2/23)
Career: Same

Free Throws
Season: 6 vs. South Dakota (12/1); vs. Michigan State (1/2)
Career: Same

Free Throw Attempts
Season: 9 at Wisconsin (12/22/20)
Career: Same

Assists
Season: 4 at Penn State (2/12)
Career: Same

Steals
Season: 3 five times, last at Maryland (2/16)
Career: Same

Blocks
Season: 1 North Dakota State (11/28); at Penn State (2/12)
Career: Same

Minutes Played
Season: 35 vs. Illinois (2/12)
Career: Same

#3 ELIJAH WOOD

Points
Season: 8 vs. Doane (12/17)
Career: Same

Rebounds
Season: 3 vs. Doane (12/17)
Career: Same

Field Goals
Season: 3 vs. Doane (12/17)
Career: Same

Field Goal Attempts
Season: 5 vs. Doane (12/17)
Career: Same

3-Point Field Goals
Season: 2 vs. Doane (12/17)
Career: Same

3-Point Field Goal Attempts
Season: 4 vs. Doane (12/17)
Career: Same

Free Throws
Season: None
Career: Same

Free Throw Attempts
Season: None
Career: Same

Assists
Season: 2 vs. McNeese State (11/25)
Career: Same

Steals
Season: 1 North Dakota State (11/28); Purdue (2/20)
Career: Same

Blocks
Season: None
Career: Same

Minutes Played
Season: 12 vs. Doane (12/17)
Career: Same

#4 SHAMIEL STEVENSON

Points
Season: 14 vs. McNeese State (11/25); at Minnesota (2/8/21)
Career: Same

Rebounds
Season: 6 three times, last vs. Purdue (2/20)
Career: Same

Field Goals
Season: 5 at Minnesota (2/8/21)
Career: Same

Field Goal Attempts
Season: 10 at Minnesota (2/8/21)
Career: Same

3-Point Field Goals
Season: 1 five times, last at Illinois (2/25)
Career: Same

3-Point Field Goal Attempts
Season: 3 at Creighton (12/11); vs. Purdue (2/20)
Career: Same

Free Throws
Season: 6 vs. McNeese State (11/25)
Career: Same

Free Throw Attempts
Season: 8 vs. McNeese State (11/25)
Career: Same

Assists
Season: 3 vs. Doane (12/17)
Career: Same

Steals
Season: 2 three times, last vs. Wisconsin (2/10)
Career: Same

Blocks
Season: 2 at Minnesota (2/8/21)
Career: Same

Minutes Played
Season: 31 at Minnesota (2/8/21)
Career: Same

#10 KOBE WEBSTER

Points
Season: 20 vs. Georgia Tech (12/9)
Career: Same

Rebounds
Season: 4 three times, last at Penn State (2/12)
Career: Same

Field Goals
Season: 7 vs. Georgia Tech (12/9)
Career: Same

Field Goal Attempts
Season: 11 vs. South Dakota (12/1); vs. Purdue (2/20)
Career: Same

3-Point Field Goals
Season: 6 vs. Georgia Tech (12/9)
Career: Same

3-Point Field Goal Attempts
Season: 8 vs. Purdue (2/20)
Career: Same

Free Throws
Season: 3 vs. Nevada (11/26)
Career: Same

Free Throw Attempts
Season: 4 vs. Nevada (11/26)
Career: Same

Assists
Season: 2 six times, last vs. Penn State (2/23)
Career: Same

Steals
Season: 3 vs. Nevada (11/26)
Career: Same

Blocks
Season: 1 at Creighton (12/11)
Career: Same

Minutes Played
Season: 35 vs. Michigan State (1/2)
Career: Same

#11 LAT MAYEN

Points
Season: 16 vs. Illinois (2/12)
Career: Same

Rebounds
Season: 12 vs. South Dakota (12/1)
Career: Same

Field Goals
Season: 6 vs. Wisconsin (2/10)
Career: Same

Field Goal Attempts
Season: 12 vs. Wisconsin (2/10); vs. Illinois (2/12)
Career: Same

3-Point Field Goals
Season: 5 vs. Indiana (1/10)
Career: Same

3-Point Field Goal Attempts
Season: 9 vs. Nevada (11/26); vs. Indiana (1/10)
Career: Same

Free Throws
Season: 3 vs. Illinois (2/12); at Maryland (2/17)
Career: Same

Free Throw Attempts
Season: three times, last at Maryland (2/17)
Career: Same

Assists
Season: 4 vs. South Dakota (12/1)
Career: Same

Steals
Season: 2 at Wisconsin (12/22)
Career: Same

Blocks
Season: 3 at Wisconsin (12/22/20)
Career: Same

Minutes Played
Season: 37 vs. Illinois (2/12)
Career: Same

#13 DERRICK WALKER

Points
Season: 10 vs. Indiana (1/10)
Career: Same

Rebounds
Season: 8 vs. Illinois (2/12)
Career: Same

Field Goals
Season: 5 vs. Indiana (1/10)
Career: Same

Field Goal Attempts
Season: 7 vs. Indiana (1/10)
Career: Same

3-Point Field Goals
Season: None
Career: Same

3-Point Field Goal Attempts
Season: None
Career: Same

Free Throws
Season: 2 at Michigan State (2/6/21); at Minnesota (2/8/21)
Career: Same

Free Throw Attempts
Season: 4 at Michigan State (2/6/21); at Minnesota (2/8/21)
Career: Same

Assists
Season: 3 vs. Illinois (2/12)
Career: Same

Steals
Season: 2 vs. Indiana (1/10); vs. Wisconsin (2/10)
Career: Same

Blocks
Season: 2 at Michigan State (2/6); vs. Illinois (2/12)
Career: Same

Minutes Played
Season: 27 vs. Penn State (2/23)
Career: Same

#14 TREVOR LAKES

Points
Season: 12 vs. Doane (12/17)
Career: Same

Rebounds
Season: 6 vs. Doane (12/17)
Career: Same

Field Goals
Season: 4 vs. Doane (12/17)
Career: Same

Field Goal Attempts
Season: 5 vs. Doane (12/17)
Career: Same

3-Point Field Goals
Season: 4 vs. Doane (12/17)
Career: Same

3-Point Field Goal Attempts
Season: 5 vs. Doane (12/17)
Career: Same

Free Throws
Season: None
Career: Same

Free Throw Attempts
Season: 1 vs. Doane (12/17)
Career: Same

Assists
Season: 2 vs. Doane (12/17)
Career: Same

Steals
Season: 1 at Ohio State (12/30)
Career: Same

Blocks
Season: 1 at Wisconsin (12/22/20)
Career: Same

Minutes Played
Season: 26 vs. Doane (12/17)
Career: Same

NEBRASKA SEASON/CAREER BESTS

#21 JACE PIATKOWSKI

Points
Season: 3 vs. McNeese State (11/25)
Career: Same

Rebounds
Season: 1 North Dakota State (11/28); at Illinois (2/25)
Career: Same

Field Goals
Season: vs. McNeese State (11/25)
Career: Same

Field Goal Attempts
Season: 1 vs. McNeese State (11/25)
Career: Same

3-Point Field Goals
Season: 1 vs. McNeese State (11/25)
Career: Same

3-Point Field Goal Attempts
Season: 1 vs. McNeese State (11/25)
Career: Same

Free Throws
Season: 1 at Maryland (2/16)
Career: Same

Free Throw Attempts
Season: 2 at Maryland (2/16)
Career: Same

Assists
Season: None
Career: Same

Steals
Season: None
Career: Same

Blocks
Season: None
Career: Same

Minutes Played
Season: 4 vs. McNeese State (11/25)
Career: Same

#24 YVAN OUEDRAOGO

Points
Season: 13 vs. Doane (12/17)
Career: same

Rebounds
Season: 13 vs. Doane (12/17)
Career: 19 vs. Northwestern (3/1)

Field Goals
Season: 3 five times, last vs. Purdue (2/20)
Career: 5 at Illinois (2/24/20); vs. Northwestern (3/1)

Field Goal Attempts
Season: 12 vs. McNeese State (11/25)
Career: same

3-Point Field Goals
Season: None
Career: Same

3-Point Field Goal Attempts
Season: None
Career: Same

Free Throws
Season: 7 vs. Doane (12/17)
Career: same

Free Throw Attempts
Season: 10 vs. Doane (12/17)
Career: same

Assists
Season: 2 at Creighton (12/11)
Career: 3 vs. Iowa (1/7/20)

Steals
Season: 2 vs. McNeese State (11/25)
Career: 2 five times, last vs. McNeese State (11/25)

Blocks
Season: 2 three times, last at Wisconsin (12/22/20)
Career: 2, five times, last at Wisconsin (12/22/20)

Minutes Played
Season: 29 vs. Michigan (12/25/20)
Career: 38 vs. Northwestern (3/1)

#33 AKOL AROP

Points
Season: None
Career: 5 at Michigan (3/5/20); at Minnesota (3/8/20)

Rebounds
Season: None
Career: 6 at Michigan (3/5/20)

Field Goals
Season: None
Career: 2 four times, last at Minnesota (3/8/20)

Field Goal Attempts
Season: None
Career: 5 at Michigan (3/5/20)

3-Point Field Goals
Season: None
Career: 1 at Minnesota (3/8/20)

3-Point Field Goal Attempts
Season: None
Career: 1 vs. UC Riverside (11/5/20); at Minnesota (3/8/20)

Free Throws
Season: None
Career: 2 at Creighton (12/7/20)

Free Throw Attempts
Season: None
Career: 2 at Creighton (12/7/20); Michigan State (2/20/20)

Assists
Season: None
Career: 1 vs. Penn State (2/1/20)

Steals
Season: None
Career: 1 four times, last at Minnesota (3/8/20)

Blocks
Season: None
Career: 2 vs. Indiana (3/11/20)

Minutes Played
Season: None
Career: 20 at Michigan (3/5/20); at Minnesota (3/8/20)

#34 THORIR THORBJARNARSON

Points
Season: 9 vs. Purdue (2/20)
Career: 17 three times, last at Rutgers (1/24/20)

Rebounds
Season: 7 vs. Georgia Tech (12/9)
Career: 10 vs. Wisconsin (1/29/18)

Field Goals
Season: 3 five times, last vs. Penn State (2/23)
Career: 7 at Indiana (12/13/19)

Field Goal Attempts
Season: 9 vs. McNeese State (11/25)
Career: 12 at Indiana (12/13/20)

3-Point Field Goals
Season: 3 vs. Purdue (2/20)
Career: 5 at Ohio State (1/14/20); at Rutgers (1/24/20)

3-Point Field Goal Attempts
Season: 6 vs. Purdue (2/20)
Career: 8 three times, last at Maryland (2/11/20)

Free Throws
Season: 2 vs. Doane (12/17); vs. Penn State (2/23)
Career: 5 vs. Purdue (12/15/19)

Free Throw Attempts
Season: 2 vs. Doane (12/17); vs. Penn State (2/23)
Career: 6 vs. Purdue (12/15/19)

Assists
Season: 5 vs. Georgia Tech (12/9)
Career: 5 vs. Rutgers (1/4/20); vs. Georgia Tech (12/9)

Steals
Season: 3 vs. North Dakota State (11/28)
Career: 5 vs. Maryland (3/14/19)

Blocks
Season: 2 vs. Purdue (2/20)
Career: 2 three times, last vs. Purdue (2/20)

Minutes Played
Season: 32 at Creighton (12/11)
Career: 42 vs. Northwestern (3/1/20)

#35 EDUARDO ANDRE

Points
Season: 9 vs. Doane (12/17)
Career: Same

Rebounds
Season: 4 vs. Doane (12/17); at Maryland (2/16)
Career: Same

Field Goals
Season: 4 vs. Doane (12/17)
Career: Same

Field Goal Attempts
Season: 5 at Illinois (2/25)
Career: Same

3-Point Field Goals
Season: None
Career: Same

3-Point Field Goal Attempts
Season: None
Career: Same

Free Throws
Season: 2 vs. Illinois (2/12)
Career: Same

Free Throw Attempts
Season: 3 at Illinois (2/25)
Career: Same

Assists
Season: 2 at Minnesota (2/8/21)
Career: Same

Steals
Season: 2 at Maryland (2/16)
Career: Same

Blocks
Season: 2 vs. Doane (12/17)
Career: Same

Minutes Played
Season: 14 vs. Doane (12/17)
Career: Same

#44 BRET PORTER

Points
Season: None
Career: Same

Rebounds
Season: 1 vs. McNeese State (11/25)
Career: oals

Field Goals
Season: None
Career: Same

Field Goal Attempts
Season: None
Career: Same

3-Point Field Goals
Season: None
Career: Same

3-Point Field Goal Attempts
Season: None
Career: Same

Free Throws
Season: None
Career: Same

Free Throw Attempts
Season: None
Career: Same

Assists
Season: None
Career: Same

Steals
Season: None
Career: Same

Blocks
Season: 1 vs. North Dakota State (11/28)
Career: Same

Minutes Played
Season: 3 vs. McNeese State (11/25)
Career: Same

#45 DALANO BANTON

Points
Season: 18 vs. Nevada (11/26)
Career: Same

Rebounds
Season: 11 vs. Doane (12/17)
Career: Same

Field Goals
Season: 7 vs. Michigan (12/25/20)
Career: Same

Field Goal Attempts
Season: 17 vs. Nevada (11/26)
Career: Same

3-Point Field Goals
Season: 3 three times, last at Maryland (2/17)
Career: Same

3-Point Field Goal Attempts
Season: 11 vs. Nevada (11/26)
Career: Same

Free Throws
Season: 6 vs. McNeese State (11/25)
Career: Same

Free Throw Attempts
Season: 8 vs. McNeese State (11/25)
Career: Same

Assists
Season: 10 vs. Doane (12/17)
Career: Same

Steals
Season: 3 vs. McNeese State (11/25); vs. South Dakota (12/1)
Career: Same

Blocks
Season: 4 vs. McNeese State (11/25)
Career: Same

Minutes Played
Season: 37 vs. Nevada (11/26)
Career: Same



#0 TEDDY ALLEN | 6-6 | 223 | Jr. | G | Mesa, Ariz.

CAREER STATS

Year	GP	GS	Total										Rebounds			PF	FO	Ast	TO	Blk	Stl	Pts	Avg		
			Min	Avg	FG	FGA	Pct	3FG	3FGA	Pct	FT	FTA	Pct	Off	Def									Tot	Avg
2017-18*	35	0	417	11.9	91	195	.467	3	25	.120	59	80	.738	44	52	96	2.7	64	0	19	33	0	13	244	7.0
2020-21	21	21	588	28.0	131	289	.453	44	115	.383	56	81	.691	27	76	103	4.9	47	2	36	53	1	26	362	17.2
TOTAL	21	21	588	28.0	131	289	.453	44	115	.383	56	81	.691	27	76	103	4.9	47	2	36	53	1	26	362	17.2
All*	56	21	1005	17.9	222	484	.459	47	140	.336	115	161	.714	71	128	199	3.6	111	2	55	86	1	39	606	10.8*

Statistics from West Virginia

2020-21 GAME BY GAME

Opponent	Date	GS	Min	TOTAL			3-PTS			FT	FTA	Pct	REBOUNDS			PF	FO	A	TO	Blk	Stl	Pts	Avg		
				FG	FGA	Pct	3FG	FGA	Pct				Off	Def	Tot									Avg	
McNeese State	11/25/20	* 24	6	10	600	1	2	.500	1	3	.333	1	4	5	5.0	2	0	2	2	0	3	14	14.0		
Nevada	11/26/20	* 28	3	11	.273	2	7	.286	9	13	.692	4	2	6	5.5	3	0	1	0	0	5	17	15.5		
North Dakota State	11/28/20	* 31	9	17	.529	3	10	.300	1	3	.333	0	7	7	6.0	2	0	2	1	0	5	22	17.7		
South Dakota	12/1/20	* 22	7	15	.467	2	5	.400	7	11	.636	3	2	5	5.8	3	0	1	4	0	1	23	19.0		
Georgia Tech	12/9/20	* 32	4	16	.250	0	5	.000	2	2	1.000	3	0	3	5.2	1	0	1	2	1	1	10	17.2		
at No. 8 Creighton	12/11/20	* 30	10	20	.500	3	6	.500	3	4	.750	5	4	9	5.8	2	0	2	4	0	2	26	18.7		
Doane	12/17/20	* 18	7	14	.500	2	7	.286	0	0	.000	1	4	5	5.7	1	0	1	2	0	2	16	18.3		
at No. 9 Wisconsin	12/22/20	* 25	4	9	.444	3	5	.600	0	2	.000	0	1	1	5.1	5	1	1	3	0	1	11	17.4		
No. 19 Michigan	12/25/20	* 34	9	22	.409	3	10	.300	4	5	.800	1	5	6	5.2	2	0	0	2	0	0	25	18.2		
at No. 25 Ohio State	12/30/20	* 22	3	9	.333	2	5	.400	5	6	.833	0	3	3	5.0	4	0	2	2	0	0	13	17.7		
No. 17 Michigan State	1/2/21	* 26	10	18	.556	3	7	.429	0	0	.000	2	4	6	5.1	3	0	1	3	0	1	23	18.2		
Indiana	1/10/21	* 39	6	15	.400	3	8	.375	6	7	.857	0	5	5	5.1	5	1	1	3	0	0	21	18.4		
at Michigan State	2/6/21	* 23	1	10	.100	0	2	.000	1	2	.500	1	2	3	4.9	2	0	2	3	0	2	3	17.2		
at Minnesota	2/8/21	DNP																							
No. 21 Wisconsin	2/10/21	* 25	4	10	.400	3	5	.600	1	2	.500	1	1	2	4.7	4	0	2	5	0	0	12	16.9		
No. 6 Illinois	2/12/21	* 36	5	12	.417	0	1	.000	5	5	1.000	3	5	8	4.9	1	0	1	2	0	1	15	16.7		
at Penn State	2/14/21	* 34	6	11	.545	2	4	.500	0	0	.000	0	6	6	5.0	1	0	3	2	0	0	14	16.6		
at Maryland	2/16/21	* 35	7	15	.467	2	6	.333	2	4	.500	0	5	5	5.0	1	0	1	1	0	1	18	16.6		
at Maryland	2/17/21	* 32	8	14	.571	4	7	.571	5	5	1.000	1	4	5	5.0	1	0	3	3	0	0	25	17.1		
Purdue	2/20/21	* 19	3	10	.300	0	3	.000	0	2	.000	0	1	1	4.8	0	0	2	2	0	0	6	16.5		
Penn State	2/23/21	* 38	16	24	.667	6	9	.667	3	3	1.000	0	8	8	5.0	2	0	6	4	0	1	41	17.8		
at No. 5 Illinois	2/25/21	* 20	3	7	.429	0	1	.000	1	2	.500	1	3	4	4.9	2	0	1	3	0	0	7	17.2		
Totals		21	588		131	289	.453	44	115	.383	56	81	.691	27	76	103	4.9	47	2	36	53	1	26	362	17.2

NOTING ALLEN

- Junior college transfer who is a prolific scorer who ranks among Big Ten leaders in scoring and steals
- Had seven points and four rebounds in 20 minutes at No. 5 Illinois
- Enjoyed a career night against Penn State with a career-high 41 points, eight rebounds and six assists, as his 41 points ranked second in school history and matched the highest total in the Big Ten in 2020-21
- Posted his seventh 20-point game with 25 points, five rebounds and five assists at Maryland on Feb. 17 after having 18 points and a team-high five rebounds the previous night
- Led NU with 14 points, and six rebounds at Penn State, as his basket with 12.3 seconds left gave NU a 62-61 win
- Nearly recorded a double-double with 15 points and eight rebounds against No. 6 Illinois
- Led Nebraska with 21 points and five rebounds in the loss to Indiana - his sixth 20-point game in 2020-21
- Paced Nebraska with 23 points, including 19 in the second half, against No. 17 Michigan State
- Scored 21 of his 25 points in the first half against No. 19 Michigan, while adding six boards in 34 minutes
- Had 26 points and a career-high nine rebounds at No. 8 Creighton
- Led NU with 23 points on 7-of-15 shooting and five boards against South Dakota
- Totaled 17 of his 22 points in the second half against North Dakota State, as he also had seven boards and five steals
- Finished with 17 points, six boards and a career high five steals against Nevada
- Tied for team-high honors with 14 points and added three steals and five boards in a win over McNeese State
- Rated the No. 8 JUCO player nationally as he averaged 31.4 ppg, 7.4 rpg, 3.7 apg and 1.6 spg at Western Nebraska Community College
- Led the nation in field goals and ranked in top 10 nationally in free throws made (third), attempted (third) and percentage (88.1, eighth)
- Posted 17 games with 30+ points including four games of at least 40 points in his lone season at the school
- Began college career at West Virginia, playing in 35 games and averaging 7.0 points and 2.7 rebounds per game
- Had three 20-point efforts, including a pair in Big 12 play (vs. Kansas State, Oklahoma)
- Averaged 11.3 ppg on 55 percent shooting in three NCAA Tournament games, including 10 points in the Sweet 16 against eventual NCAA champion Villanova
- Gatorade Player of the Year at Boys Town High School, averaging 31.6 points, 12.8 rebounds, 4.1 assists and 3.3 steals per game
- Senior year was highlighted by a quadruple-double (33 points, 18 rebounds, 10 assists and 11 steals)
- Younger brother (Timmy) earned second-team All-Pac 12 honors at Utah in 2019-20

MISC. STATS

Category	2020-21	Career*
Double-Figure Scoring	18	30
Double-Figure Rebounding	0	0
Double-Figure Assists	0	0
Double-Doubles	0	0
Led NU in Scoring	13	13
Led NU in Rebounding	6	6
Led NU in Assists	1	1
20+ Point Games	8	11
30+ Point Games	1	1
40+ Point Games	1	1

*-Includes West Virginia

TOP PERFORMANCES OF 2020-21

Category	No.	Opponent (Date)
Points	41	Penn State (2/23)
	26	at Creighton (12/11)
	25	at Maryland (2/17)
	25	Michigan (12/25)
Rebounds	9	at Creighton (12/11)
	8	Illinois (2/12)
	8	Penn State (2/23)
Assists	6	Penn State (2/23)
	3	at Penn State (2/14)
	3	at Maryland (2/17)
	2	Six times
Steals	5	North Dakota State (11/28)
	5	Nevada (11/26)



#2 TREY MCGOWENS | 6-4 | 191 | Jr. | G | Pendleton, S.C.

CAREER STATS

Year	GP	GS	Min	Avg	Total					Rebounds					PF	FO	Ast	TO	Blk	Stl	Pts	Avg			
					FG	FGA	Pct	3FG	3FGA	Pct	FT	FTA	Pct	Off									Def	Tot	Avg
2018-19*	33	32	918	27.8	113	271	.417	32	98	.327	126	165	.764	20	85	105	3.2	93	3	55	80	3	64	384	11.6
2019-20*	33	32	1110	33.6	124	338	.367	41	132	.311	91	126	.722	15	93	108	3.3	78	1	118	94	2	63	380	11.5
2020-21	22	22	627	28.5	77	206	.374	22	62	.355	58	90	.644	12	74	86	3.9	56	1	44	50	3	32	234	10.6
TOTAL	22	22	627	28.5	77	206	.374	22	62	.355	58	90	.644	12	74	86	3.9	56	1	44	50	3	32	234	10.6
All*	88	86	2655	30.2	314	815	.385	95	292	.325	275	381	.722	47	252	299	3.4	227	5	217	224	8	159	998	11.3

*-Statistics from Pittsburgh

2020-21 GAME BY GAME

Opponent	Date	GS	Min	TOTAL			3-PTS			REBOUNDS			PF	FO	A	TO	Blk	Stl	Pts	Avg					
				FG	FGA	Pct	3FG	FGA	Pct	FT	FTA	Pct									Off	Def	Tot	Avg	
McNeese State	11/25/20	*	19	5	9	.556	2	2	1.000	2	3	.667	1	2	3	3.0	3	2	0	3	14	14.0			
Nevada	11/26/20	*	23	0	5	.000	0	3	.000	0	0	.000	1	1	2	2.5	4	0	2	2	0	0	7.0		
North Dakota State	11/28/20	*	34	7	14	.500	2	5	.400	3	4	.750	1	4	5	3.3	2	0	1	3	1	1	19	11.0	
South Dakota	12/1/20	*	30	3	9	.333	1	4	.250	6	7	.857	0	6	6	4.0	4	0	2	0	1	1	13	11.5	
Georgia Tech	12/9/20	*	32	2	9	.222	0	3	.000	2	6	.333	1	8	9	5.0	5	1	1	3	0	0	6	10.4	
at No. 8 Creighton	12/11/20	*	28	5	7	.714	3	3	1.000	2	5	.400	0	2	2	4.5	2	0	4	0	1	1	15	11.2	
Doane	12/17/20	*	21	4	9	.444	0	3	.000	0	1	.000	0	1	1	4.0	0	0	3	0	2	8	10.7		
at No. 9 Wisconsin	12/22/20	*	30	2	7	.286	1	2	.500	5	9	.556	2	4	6	4.3	2	0	0	1	1	10	10.6		
No. 19 Michigan	12/25/20	*	29	4	11	.364	2	2	1.000	5	6	.833	0	4	4	4.2	3	0	1	0	3	15	11.1		
at No. 25 Ohio State	12/30/20	*	26	2	5	.400	1	2	.500	1	2	.500	1	0	1	3.9	1	0	3	0	1	6	10.6		
No. 17 Michigan State	1/2/21	*	33	6	10	.600	2	2	1.000	6	7	.857	0	5	5	4.0	4	0	2	3	0	1	20	11.5	
Indiana	1/10/21	*	37	3	10	.300	0	2	.000	4	5	.800	1	5	6	4.2	3	0	6	1	0	2	10	11.3	
at Michigan State	2/6/21	*	32	5	9	.556	0	1	.000	3	5	.600	0	4	4	4.2	2	0	3	3	0	3	13	11.5	
at Minnesota	2/8/21	*	30	2	9	.222	0	1	.000	3	5	.600	2	4	6	4.3	3	0	3	3	0	1	7	11.1	
No. 21 Wisconsin	2/10/21	*	29	2	8	.250	0	1	.000	2	4	.500	0	4	4	4.3	0	0	2	2	0	1	6	10.8	
No. 6 Illinois	2/12/21	*	35	5	20	.250	1	4	.250	4	6	.667	2	3	5	4.3	3	0	2	3	0	1	15	11.1	
at Penn State	2/14/21	*	23	4	9	.444	1	3	.333	1	1	1.000	0	2	2	4.2	1	0	4	3	1	3	10	11.0	
at Maryland	2/16/21	*	28	2	8	.250	1	5	.200	0	0	.000	0	0	0	3.9	2	0	3	0	3	5	10.7		
at Maryland	2/17/21	*	22	0	5	.000	0	2	.000	0	0	.000	0	5	5	4.0	3	0	2	3	0	0	0	10.1	
Purdue	2/20/21	*	31	3	5	.600	2	2	1.000	1	2	.500	0	2	2	3.9	1	0	3	2	0	0	9	10.1	
Penn State	2/23/21	*	30	5	12	.417	2	6	.333	5	8	.625	0	4	4	3.9	4	0	3	4	1	2	17	10.4	
at No. 5 Illinois	2/25/21	*	26	6	16	.375	1	4	.250	3	4	.750	0	4	4	3.9	4	0	1	2	0	2	16	10.6	
Totals			22	627	77	206	.374	22	62	.355	58	90	.644	12	74	86	3.9	56	1	44	50	3	32	234	10.6

NOTING MCGOWENS


- Athletic guard who is among the Big Ten leaders in steals (1.4 spg) in his first season at Nebraska
- Led NU with 16 points along with four rebounds and two steals at No. 5 Illinois
- Totaled 17 points, four rebounds, three assists and two steals vs. Penn State
- Has nine points, including 2-of-2 from 3-point range, and three assists against Purdue
- Had 10 points, four assists and three steals in the win at Penn State
- Tallied 15 points and five rebounds against No. 6 Illinois
- Led NU in points (13), assists (three) and steals (three) in the loss at Michigan State
- Totaled 10 points, six rebounds and a career-high six assists and a pair of steals against Indiana
- Posted his first 20-point game as a Husker with 20 points on 6-of-10 shooting, including 2-of-2 from 3-point range, and five rebounds against No. 17 Michigan State
- Tallied 15 points, including a pair of 3-pointers, four rebounds and a game-high three steals vs. No. 19 Michigan
- Finished with 10 points, six rebounds and a pair of assists at No. 9 Wisconsin
- Had 15 points, including 3-of-3 from 3-point range, and a steal on 28 minutes vs. No. 8 Creighton
- Tallied 13 points and a season-high six rebounds in the win over South Dakota
- Scored 19 points, including a pair of 3-pointers and added five rebounds vs. North Dakota State
- Tied for team-high honors with 14 points while adding three assists and three steals in a win over McNeese State
- Was a two-year starter at Pittsburgh, starting 64 of 66 games at the school
- Averaged 11.5 points, 3.6 assists, 3.3 rebounds and 1.9 steals per game, as he ranked among ACC leaders in steals (fourth), assists (10th), assist-to-turnover ratio (15th, 1.26-to-1) and minutes played (13th, 33.8 per game)
- Posted 20 double-figure scoring games, including three games of at least 20 points
- Started 32 games as a freshman, averaging 11.6 points, 3.2 rebounds, 1.9 steals and 1.7 assists per game, finishing third in the ACC in steals per game
- Reached double figures 17 times and tied or set three single-game Pitt freshman records, including points (33), steals (7) and free throws (18)
- Scored a career-high 33 points against Louisville, going 12-of-19 from the field against the Cardinals
- Attended Hargrave (Va.) Military Academy as a senior, averaging 18.4 ppg, 6.3 apg, 5.4 rpg and 3.2 spg
- Led Wren (S.C.) High School to a 25-3 record and the AAAA State Championship game in 2017 after averaging 18.3 ppg, 6.8 apg, 4.3 rpg and 3.6 spg
- His father (Bobby) played football at Clemson before transferring to South Carolina State to play both football and basketball, finishing as the school's all-time receiving leader and helped the school make two NCAA Tournament appearances
- His mother (Pam) played basketball at Western Carolina and is a high school basketball coach

MISC. STATS

Category	2020-21	Career
Double-Figure Scoring	13	50
Double-Figure Rebounding	0	0
Double-Figure Assists	0	0
Double-Doubles	0	0
Led NU in Scoring	3	3
Led NU in Rebounding	3	3
Led NU in Assists	1	1
20+ Point Games	1	8
30+ Point Games	0	3

TOP PERFORMANCES OF 2020-21

Category	No.	Opponent (Date)
Points	20	Michigan State (1/2)
	19	North Dakota State (11/28)
Rebounds	9	Georgia Tech (12/9)
	6	at Minnesota (2/8)
	6	Indiana (1/10)
	6	South Dakota (12/1)
	6	at Wisconsin (12/22)
Assists	6	Indiana (1/10)
	4	at Penn State (2/14)
Steals	3	at Maryland (2/16)
	3	at Michigan State (2/6)
	3	McNeese State (11/25)
	3	Michigan (12/25)
	3	at Penn State (2/14)



#3 ELIJAH WOOD | 6-5 | 174 | Fr. | G | Potomac, Md.

CAREER STATS

Year	GP	GS	Total										Rebounds			PF	FO	Ast	TO	Blk	Stl	Pts	Avg		
			Min	Avg	FG	FGA	Pct	3FG	3FGA	Pct	FT	FTA	Pct	Off	Def									Tot	Avg
2020-21	11	0	35	3.2	3	12	.250	2	10	.200	0	0	.000	0	5	5	0.5	0	0	3	3	0	3	8	0.7
TOTAL	11	0	35	3.2	3	12	.250	2	10	.200	0	0	.000	0	5	5	0.5	0	0	3	3	0	3	8	0.7

2020-21 GAME BY GAME

Opponent	Date	GS	Min	TOTAL			3-PTS			FT	FTA	Pct	REBOUNDS			PF	FO	A	TO	Blk	Stl	Pts	Avg	
				FG	FGA	Pct	3FG	FGA	Pct				Off	Def	Tot									Avg
McNeese State	11/25/20		9	0	2	.000	0	2	.000	0	0	.000	0	2	2	2.0	0	0	2	0	0	0	0	0.0
Nevada	11/26/20		DNP																					
North Dakota State	11/28/20		2	0	1	.000	0	1	.000	0	0	.000	0	0	0	1.0	0	0	0	1	0	1	0	0.0
South Dakota	12/1/20		DNP																					
Georgia Tech	12/9/20		DNP																					
at No. 8 Creighton	12/11/20		2	0	1	.000	0	1	.000	0	0	.000	0	0	0	0.7	0	0	0	1	0	0	0	0.0
Doane	12/17/20		12	3	5	.600	2	4	.500	0	0	.000	0	3	3	1.3	0	0	1	0	0	0	8	2.0
at No. 9 Wisconsin	12/22/20		0	0	0	.000	0	0	.000	0	0	.000	0	0	0	1.0	0	0	0	0	0	0	0	1.6
No. 19 Michigan	12/25/20		DNP																					
at No. 25 Ohio State	12/30/20		4	0	2	.000	0	2	.000	0	0	.000	0	0	0	0.8	0	0	0	0	0	1	0	1.3
No. 17 Michigan State	1/2/21		DNP																					
Indiana	1/10/21		DNP																					
at Michigan State	2/6/21		DNP																					
at Minnesota	2/8/21		DNP																					
No. 21 Wisconsin	2/10/21		1	0	0	.000	0	0	.000	0	0	.000	0	0	0	0.7	0	0	0	0	0	0	0	1.1
No. 6 Illinois	2/12/21		DNP																					
at Penn State	2/14/21		DNP																					
at Maryland	2/16/21		1	0	0	.000	0	0	.000	0	0	.000	0	0	0	0.6	0	0	0	1	0	0	0	1.0
at Maryland	2/17/21		1	0	0	.000	0	0	.000	0	0	.000	0	0	0	0.6	0	0	0	0	0	0	0	0.9
Purdue	2/20/21		1	0	1	.000	0	0	.000	0	0	.000	0	0	0	0.5	0	0	0	0	0	1	0	0.8
Penn State	2/23/21		DNP																					
at No. 5 Illinois	2/25/21		2	0	0	.000	0	0	.000	0	0	.000	0	0	0	0.5	0	0	0	0	0	0	0	0.7
Totals		0	35	3	12	.250	2	10	.200	0	0	.000	0	5	5	0.5	0	0	3	3	0	3	8	0.7

NOTING WOOD


- Freshman guard who was originally going to go to Hargrave Military Academy, but reclassified into the class of 2020
- Had a steal against Purdue
- Saw limited action in both games against Maryland
- Played the final minute against No. 21 Wisconsin
- Had a steal in the final 4:13 at No. 25 Ohio State
- Enjoyed his best game of the year with eight points, including a 3-pointer to beat the first-half buzzer, three rebounds and an assist against Doane
 - Made his debut against McNeese State, dishing out two assists and grabbing a pair of rebounds in nine minutes
 - Spent senior year at Berkmar (Ga.) High School, averaging 10.0 ppg, 2.0 apg and 1.5 spg in helping the school to an 18-10 record and a Class AAAAAA (largest class in Georgia) quarterfinal appearance
 - Averaged 11 ppg, 5.4 rpg, 4.1 apg and 1.8 bpg at Bethesda-Chevy Chase High School, reaching double figures 12 times and dishing out five or more assists eight times
 - Chose Nebraska over schools such as Florida, Mississippi, Providence and TCU after reclassifying in June
 - Father (Anthony) played at Hampton University, leading the team with 5.4 assists per game in 1988-89

MISC. STATS

Category	2020-21	Career
Double-Figure Scoring	0	0
Double-Figure Rebounding	0	0
Double-Figure Assists	0	0
Double-Doubles	0	0
Led NU in Scoring	0	0
Led NU in Rebounding	0	0
Led NU in Assists	0	0
20+ Point Games	0	0
30+ Point Games	0	0

TOP PERFORMANCES OF 2020-21

Category	No.	Opponent (Date)
Points	8	Doane (12/17)
Rebounds	3	Doane (12/17)
	2	McNeese State (11/25)
Assists	2	McNeese State (11/25)



#4 SHAMIEL STEVENSON | 6-6 | 245 | Jr. | G/F | Toronto, Ontario, Canada

CAREER STATS

Year	GP	GS	Min	Avg	Total					Rebounds					PF	FO	Ast	TO	Blk	Stl	Pts	Avg			
					FG	FGA	Pct	3FG	3FGA	Pct	FT	FTA	Pct	Off									Def	Tot	Avg
2017-18*	32	13	761	23.8	95	188	.505	15	40	.375	68	112	.607	27	114	141	4.4	50	2	33	72	8	16	273	8.5
2018-19*	4	0	32	8.0	7	12	.583	1	1	1.000	0	1	.000	0	7	7	1.8	3	0	1	3	1	3	15	3.8
2020-21	22	0	327	14.9	42	92	.457	5	30	.167	40	57	.702	12	42	54	2.5	34	0	13	35	6	16	129	5.9
TOTAL	22	0	327	14.9	42	92	.457	5	30	.167	40	57	.702	12	42	54	2.5	34	0	13	35	6	16	129	5.9
All*	58	13	1120	19.3	144	292	.493	21	71	.296	108	170	.635	39	163	202	3.5	87	2	47	110	15	35	417	7.2

*-Statistics from Pittsburgh

2020-21 GAME BY GAME

Opponent	Date	GS	Min	TOTAL			3-PTS			FT	FTA	Pct	REBOUNDS				PF	FO	A	TO	Blk	Stl	Pts	Avg
				FG	FGA	Pct	3FG	FGA	Pct				Off	Def	Tot	Avg								
McNeese State	11/25/20	22	4	4	1.000	0	0	.000	6	8	.750	3	3	6	6.0	3	0	2	0	0	2	14	14.0	
Nevada	11/26/20	21	3	5	.600	0	1	.000	3	3	1.000	0	3	3	4.5	3	0	0	2	0	0	9	11.5	
North Dakota State	11/28/20	12	1	3	.333	0	2	.000	1	2	.500	0	1	1	3.3	4	0	0	1	0	0	3	8.7	
South Dakota	12/1/20	27	4	7	.571	0	2	.000	3	5	.600	1	3	4	3.5	3	0	1	2	0	2	11	9.3	
Georgia Tech	12/9/20	16	1	2	.500	0	0	.000	0	0	.000	1	2	3	3.4	1	0	0	1	0	0	2	7.8	
at No. 8 Creighton	12/11/20	17	1	6	.167	0	3	.000	0	0	.000	1	2	3	3.3	2	0	1	2	0	0	2	6.8	
Doane	12/17/20	16	1	3	.333	1	2	.500	4	4	1.000	0	1	1	3.0	2	0	3	3	1	2	7	6.9	
at No. 9 Wisconsin	12/22/20	1	0	1	.000	0	1	.000	0	0	.000	0	0	0	2.6	0	0	0	1	0	0	0	6.0	
No. 19 Michigan	12/25/20	4	0	0	.000	0	0	.000	0	0	.000	0	1	1	2.4	1	0	0	0	0	0	0	5.3	
at No. 25 Ohio State	12/30/20	14	1	5	.200	0	3	.000	4	6	.667	0	0	0	2.2	1	0	0	2	1	0	6	5.4	
No. 17 Michigan State	1/2/21	5	0	1	.000	0	0	.000	0	0	.000	0	1	1	2.1	1	0	0	1	0	0	0	4.9	
Indiana	1/10/21	14	2	4	.500	0	0	.000	3	4	.750	0	1	1	2.0	0	0	1	1	0	0	7	5.1	
at Michigan State	2/6/21	19	3	7	.429	0	2	.000	2	4	.500	1	3	4	2.2	1	0	2	3	1	2	8	5.3	
at Minnesota	2/8/21	31	5	10	.500	0	1	.000	4	6	.667	2	4	6	2.4	4	0	0	5	2	1	14	5.9	
No. 21 Wisconsin	2/10/21	13	1	3	.333	0	0	.000	1	2	.500	0	5	5	2.6	2	0	0	2	0	2	3	5.7	
No. 6 Illinois	2/12/21	10	2	3	.667	1	1	1.000	0	0	.000	1	0	1	2.5	0	0	2	3	0	0	5	5.7	
at Penn State	2/14/21	8	1	1	1.000	0	0	.000	0	0	.000	0	2	2	2.5	1	0	0	2	1	1	2	5.5	
at Maryland	2/16/21	15	2	6	.333	0	1	.000	1	2	.500	1	2	3	2.5	3	0	0	0	0	1	5	5.4	
at Maryland	2/17/21	16	3	5	.600	1	2	.500	2	3	.667	0	2	2	2.5	0	0	0	0	0	1	9	5.6	
Purdue	2/20/21	21	3	6	.500	1	3	.333	3	4	.750	1	5	6	2.7	0	0	0	2	0	1	10	5.9	
Penn State	2/23/21	7	0	2	.000	0	1	.000	0	0	.000	0	0	0	2.5	0	0	1	1	0	1	0	5.6	
at No. 5 Illinois	2/25/21	19	4	8	.500	1	5	.200	3	4	.750	0	1	1	2.5	2	0	0	1	0	0	12	5.9	
Totals		0	327	42	92	.457	5	30	.167	40	57	.702	12	42	54	2.5	34	0	13	35	6	16	129	5.9

NOTING STEVENSON


- Transfer who provides a physical presence and can play a number of frontcourt spots
- Had 12 points on 4-of-8 shooting at No. 5 Illinois
- Led NU with 10 points and matched his season best with six rebounds vs. Purdue
- Came off the bench with nine points, two rebounds and a steal at Maryland on Feb. 17
- Finished with five points and two assists in 10 minutes against No. 6 Illinois
- Totaled three points, five rebounds and a pair of steals against No. 21 Wisconsin
- Tied season bests in points (14) and rebounds (six) in a season-high 31 minutes at Minnesota
- Gave the Huskers a strong effort off the bench at Michigan State with eight points, four boards, two assists and a pair of steals in 19 minutes - his most minutes since Dec. 1
- Provided a lift off the bench against Indiana with seven points and an assist in 14 minutes of work
- Had six points and a blocked shot in 14 minutes at No. 25 Ohio State
- Grabbed a rebound in four minutes against No. 19 Michigan
- Tallied seven points and a season-high three assists in 16 minutes off the bench against Doane
- Had two points and three boards in 17 minutes at No. 8 Creighton
- Had two points and three rebounds in 16 minutes of work against Georgia Tech
- Keyed NU's win over South Dakota with 11 points, four rebounds and two steals in 27 minutes off the bench
- Totaled nine points and three boards in 21 minutes against Nevada
- Tied for game-high honors against McNeese State, hitting all four shots from the field and added six rebounds, two assists and two steals in 22 minutes
 - Sat out the 2019-20 season following his NCAA appeal being denied on Nov. 26, 2019
 - Played in 32 games, including 13 starts at Pittsburgh in 2017-18, averaging 8.5 points on 51 percent shooting and 4.4 rebounds per game to rank second on the Panthers in rebounds
 - Reached double figures 13 times, including a career-high 19 points against Montana
 - Played at Hillcrest (Ariz.) Prep, averaging 14.2 ppg and 6.3 rpg and was selected to play in the 2017 BioSteel All-Canadian Game

MISC. STATS

Category	2020-21	Career
Double-Figure Scoring	4	17
Double-Figure Rebounding	0	0
Double-Figure Assists	0	0
Double-Doubles	0	0
Led NU in Scoring	2	2
Led NU in Rebounding	1	1
Led NU in Assists	0	0
20+ Point Games	0	0
30+ Point Games	0	0

TOP PERFORMANCES OF 2020-21

Category	No.	Opponent (Date)
Points	14	at Minnesota (2/8)
	14	McNeese State (11/25)
	12	at Illinois (2/25)
Rebounds	6	McNeese State (11/25)
	6	at Minnesota (2/8)
	6	Purdue (2/20)
Assists	3	Doane (12/17)
	2	Illinois (2/12)
	2	at Michigan State (2/6)
	2	McNeese State (11/25)
Steals	2	McNeese State (11/25)
	2	at Michigan State (2/6)
	2	South Dakota (12/1)
	2	Doane (12/17)



#10 KOBE WEBSTER | 6-0 | 172 | Sr. | G | Indianapolis, Ind.

CAREER STATS

Year	GP	GS	Min	Avg	Total					Rebounds			PF	FO	Ast	TO	Blk	Stl	Pts	Avg					
					FG	FGA	Pct	3FG	3FGA	Pct	FT	FTA									Pct	Off	Def	Tot	Avg
2017-18*	28	28	935	33.4	165	383	.431	59	161	.366	57	73	.781	10	106	116	4.1	44	0	97	63	3	20	446	15.9
2018-19*	31	31	1054	34.0	195	455	.429	76	184	.413	60	85	.706	14	123	137	4.4	60	0	97	50	1	34	526	17.0
2019-20*	26	26	876	33.7	173	415	.417	49	147	.333	50	64	.781	12	71	83	3.2	37	0	93	54	3	23	445	17.1
2020-21	22	0	471	21.4	56	147	.381	30	84	.357	12	19	.632	2	34	36	1.6	20	0	22	16	1	9	154	7.0
TOTAL	22	0	471	21.4	56	147	.381	30	84	.357	12	19	.632	2	34	36	1.6	20	0	22	16	1	9	154	7.0
All*	107	85	3336	31.2	589	1400	.421	214	576	.372	179	241	.743	38	334	372	3.5	161	0	309	183	8	86	1571	14.7

* Statistics from Western Illinois

2020-21 GAME BY GAME

Opponent	Date	GS	Min	TOTAL			3-PTS			FT	FTA	Pct	REBOUNDS			PF	FO	A	TO	Blk	Stl	Pts	Avg	
				FG	FGA	Pct	3FG	FGA	Pct				Off	Def	Tot									Avg
McNeese State	11/25/20	24	5	7	.714	1	3	.333	2	2	1.000	0	2	2	2.0	0	0	2	0	0	2	13	13.0	
Nevada	11/26/20	20	4	10	.400	2	6	.333	3	4	.750	0	0	0	1.0	2	0	1	2	0	3	13	13.0	
North Dakota State	11/28/20	17	1	4	.250	0	3	.000	2	2	1.000	0	4	4	2.0	1	0	2	1	0	0	4	10.0	
South Dakota	12/1/20	23	4	11	.364	2	7	.286	1	2	.500	0	4	4	2.5	2	0	0	0	0	0	11	10.3	
Georgia Tech	12/9/20	29	7	9	.778	6	7	.857	0	0	.000	0	2	2	2.4	4	0	1	2	0	0	20	12.2	
at No. 8 Creighton	12/11/20	24	2	8	.250	1	5	.200	0	2	.000	0	1	1	2.2	0	0	2	2	1	0	5	11.0	
Doane	12/17/20	20	5	7	.714	2	3	.667	0	0	.000	1	2	3	2.3	1	0	2	0	0	1	12	11.1	
at No. 9 Wisconsin	12/22/20	14	0	3	.000	0	2	.000	0	0	.000	0	0	0	2.0	0	0	2	0	0	0	0	9.8	
No. 19 Michigan	12/25/20	13	0	3	.000	0	1	.000	0	0	.000	0	0	0	1.8	1	0	1	1	0	0	0	8.7	
at No. 25 Ohio State	12/30/20	21	1	8	.125	0	5	.000	0	0	.000	0	2	2	1.8	2	0	1	1	0	0	2	8.0	
No. 17 Michigan State	1/2/21	34	3	9	.333	2	5	.400	2	2	1.000	0	2	2	1.8	2	0	0	0	0	0	10	8.2	
Indiana	1/10/21	15	1	4	.250	1	2	.500	0	0	.000	0	0	0	1.7	1	0	0	0	0	0	3	7.8	
at Michigan State	2/6/21	24	1	6	.167	1	3	.333	1	3	.333	1	0	1	1.6	0	0	1	0	0	1	4	7.5	
at Minnesota	2/8/21	23	3	7	.429	0	2	.000	1	2	.500	0	2	2	1.6	0	0	0	0	0	0	7	7.4	
No. 21 Wisconsin	2/10/21	19	1	4	.250	0	0	.000	0	0	.000	0	2	2	1.7	0	0	0	0	0	0	2	7.1	
No. 6 Illinois	2/12/21	11	0	1	.000	0	0	.000	0	0	.000	0	0	0	1.6	0	0	1	0	0	0	0	6.6	
at Penn State	2/14/21	29	5	12	.417	3	8	.375	0	0	.000	0	4	4	1.7	1	0	0	2	0	0	13	7.0	
at Maryland	2/16/21	22	1	3	.333	1	2	.500	0	0	.000	0	1	1	1.7	1	0	1	0	0	2	3	6.8	
at Maryland	2/17/21	22	3	7	.429	2	5	.400	0	0	.000	0	2	2	1.7	1	0	1	1	0	0	8	6.8	
Purdue	2/20/21	24	3	11	.273	3	8	.375	0	0	.000	0	1	1	1.7	0	0	1	0	0	0	9	7.0	
Penn State	2/23/21	23	1	4	.250	1	2	.500	0	0	.000	0	2	2	1.7	1	0	2	3	0	0	3	6.8	
at No. 5 Illinois	2/25/21	21	5	9	.556	2	5	.400	0	0	.000	0	1	1	1.6	0	0	1	1	0	0	12	7.0	
Totals		0	471	56	147	.381	30	84	.357	12	19	.632	2	34	36	1.6	20	0	22	16	1	9	154	7.0

NOTING WEBSTER

- Graduate transfer who adds experience and playmaking ability in the guard spot
- Reached double figured with 12 points on 5-of-9 shooting at No. 5 Illinois
- Tallied nine points, including a trio of 3-pointers, in 24 minutes off the bench against Purdue
- Had eight points, including a pair of 3-pointers, in 22 minutes off the bench at Maryland on Feb. 17
- Played a key role in NU's win at Penn State with 13 points, including three 3-pointers, and four rebounds
- Played 22 minutes at Minnesota, finishing with seven points and two rebounds
- Broke out of a mini slump with 10 points, including a pair of 3-pointers, in 34 minutes vs. No. 17 Michigan State
- Tallied 12 points on 5-of-7 shooting and a pair of assists in 20 minutes against Doane
- Enjoyed a career night against Georgia Tech, hitting 7-of-9 shots from the floor, including a career-high six 3-pointers, as part of a 20-point night
- Came off the bench and had 11 points and four boards in 22 minutes against South Dakota
- Totaled 13 points, including a pair of 3-pointers, in 20 minutes off the bench against Nevada
- Made a strong debut with 13 points on 5-of-7 shooting, two assists and two steals against McNeese State
- Three-year starter at Western Illinois, starting 85 games and earning All-Summit League honors in 2019 and 2020
- Started 26 games at WIU in 2019-20, averaging 17.1 points, 3.6 assists and 3.2 rebounds per game en route to second-team all-conference honors
- Ranked among league leaders in scoring (sixth), assists (fifth) and assist-to-turnover ratio (1.72-to-1, fourth)
- Had six 20-point games, including a school-record 40-point performance against Omaha, in 2019-20
- Garnered second-team all-Summit League honors in 2018-19 after averaging 17.0 points, 4.0 rebounds and 3.1 assists per game, while finishing fifth in scoring, assist-to-turnover ratio and 3-pointers per game
- Attended Park Tudor School in Indianapolis, helping the school to a pair of state titles in 2014 and 2015 with college standouts Jaren Jackson Jr. (Michigan State) and Trevon Bluiett (Xavier)
- Started three seasons at Park Tutor, averaging 16 points, four rebounds and four assists per game as a senior to earn third-team all-state by the AP
- Invited to the Indiana's Top 60 showcase following a junior campaign when he averaged 14.5 points and 3.7 assists per game
- Played his AAU ball with the Indiana Elite, winning a national championship in 2015
- Graduated with a degree in management in three years and was a first-team Academic All-District pick in 2019
- Pursuing a master's degree in higher education administration at Nebraska

MISC. STATS

Category	2020-21	Career
Double-Figure Scoring	8	80
Double-Figure Rebounding	0	1
Double-Figure Assists	0	0
Double-Doubles	0	1
Led NU in Scoring	1	1
Led NU in Rebounding	0	0
Led NU in Assists	0	0
20+ Point Games	1	25
30+ Point Games	0	1
40+ Point Games	0	1

*-Includes Western Illinois

TOP PERFORMANCES OF 2020-21

Category	No.	Opponent (Date)
Points	20	Georgia Tech (12/9)
	13	at Penn State (2/14)
	13	McNeese State (11/25)
	13	Nevada (11/26)
Rebounds	4	at Penn State (2/14)
	4	North Dakota State (11/28)
	4	South Dakota (12/1)
Assists	2	Six Times
Steals	3	Nevada (11/26)
	2	McNeese State (11/25)
	2	at Maryland (2/16)



#11 LAT MAYEN | 6-9 | 205 | Jr. | F | Adelaide, Australia

CAREER STATS

Year	GP	GS	Min	Avg	Total					Rebounds					PF	FO	Ast	TO	Blk	Stl	Pts	Avg			
					FG	FGA	Pct	3FG	3FGA	Pct	FT	FTA	Pct	Off									Def	Tot	Avg
2018-19*	17	0	134	7.9	11	26	.423	7	20	.350	7	9	.778	5	16	21	1.2	14	0	4	11	4	4	36	2.1
2020-21	22	22	554	25.2	60	159	.377	34	105	.324	17	23	.739	17	80	97	4.4	56	2	14	31	14	9	171	7.8
TOTAL	39	22	688	17.6	71	185	.384	41	125	.328	24	32	.750	22	96	118	3.0	70	2	18	42	18	13	207	5.3

*-Statistics from TCU

2020-21 GAME BY GAME

Opponent	Date	GS	Min	TOTAL			3-PTS			REBOUNDS			PF	FO	A	TO	Blk	Stl	Pts	Avg					
				FG	FGA	Pct	3FG	FGA	Pct	FT	FTA	Pct									Off	Def	Tot	Avg	
McNeese State	11/25/20	*	24	5	11	.455	3	7	.429	0	0	.000	3	3	6	6.0	2	0	1	1	0	0	13	13.0	
Nevada	11/26/20	*	27	2	9	.222	2	9	.222	1	3	.333	0	5	5	5.5	4	0	1	1	0	1	7	10.0	
North Dakota State	11/28/20	*	22	4	7	.571	3	6	.500	1	2	.500	1	3	4	5.0	3	0	1	1	0	0	12	10.7	
South Dakota	12/1/20	*	31	2	8	.250	2	4	.500	0	0	.000	4	8	12	6.8	2	0	4	4	1	1	6	9.5	
Georgia Tech	12/9/20	*	27	2	5	.400	1	3	.333	2	2	1.000	1	3	4	6.2	4	0	0	2	0	0	7	9.0	
at No. 8 Creighton	12/11/20	*	18	0	1	.000	0	1	.000	2	2	1.000	0	4	4	5.8	4	0	1	3	0	0	2	7.8	
Doane	12/17/20	*	18	2	8	.250	0	4	.000	0	1	.000	3	3	6	5.9	0	0	1	0	1	0	4	7.3	
at No. 9 Wisconsin	12/22/20	*	28	2	9	.222	0	6	.000	1	2	.500	1	1	2	5.4	1	0	0	1	3	2	5	7.0	
No. 19 Michigan	12/25/20	*	21	1	4	.250	0	2	.000	0	0	.000	0	3	3	5.1	4	0	0	2	2	1	2	6.4	
at No. 25 Ohio State	12/30/20	*	21	2	8	.250	1	6	.167	2	2	1.000	1	1	2	4.8	1	0	0	1	0	0	7	6.5	
No. 17 Michigan State	1/2/21	*	15	3	5	.600	2	3	.667	0	0	.000	0	3	3	4.6	5	1	0	1	1	1	8	6.6	
Indiana	1/10/21	*	25	5	9	.556	5	9	.556	0	0	.000	1	5	6	4.8	4	0	0	1	0	0	15	7.3	
at Michigan State	2/6/21	*	25	4	10	.400	2	7	.286	0	0	.000	1	3	4	4.7	1	0	0	2	1	0	10	7.5	
at Minnesota	2/8/21	*	23	5	9	.556	3	6	.500	2	2	1.000	0	6	6	4.8	5	1	0	1	0	1	15	8.1	
No. 21 Wisconsin	2/10/21	*	34	6	12	.500	2	6	.333	0	0	.000	1	6	7	4.9	1	0	1	2	0	0	14	8.5	
No. 6 Illinois	2/12/21	*	38	5	12	.417	3	8	.375	3	3	1.000	0	4	4	4.9	1	0	0	0	0	1	16	8.9	
at Penn State	2/14/21	*	28	1	4	.250	0	2	.000	0	0	.000	0	3	3	4.8	1	0	3	1	2	0	2	8.5	
at Maryland	2/16/21	*	28	2	7	.286	2	5	.400	0	0	.000	0	3	3	4.7	3	0	1	1	1	1	6	8.4	
at Maryland	2/17/21	*	33	4	8	.500	2	3	.667	3	3	1.000	0	6	6	4.7	3	0	0	2	0	0	13	8.6	
Purdue	2/20/21	*	18	2	7	.286	0	4	.000	0	0	.000	0	3	3	4.7	2	0	0	1	0	0	4	8.4	
Penn State	2/23/21	*	25	1	3	.333	1	3	.333	0	1	.000	0	2	2	4.5	3	0	0	2	1	0	3	8.1	
at No. 5 Illinois	2/25/21	*	26	0	3	.000	0	1	.000	0	0	.000	0	2	2	4.4	2	0	0	1	1	0	0	7.8	
Totals			22	554	60	159	.377	34	105	.324	17	23	.739	17	80	97	4.4	56	2	14	31	14	9	171	7.8

NOTING MAYEN

- Junior college transfer who has impressed coaches with his shooting and work ethic
- Had three points and two rebounds in the loss to Penn State
- Totaled 13 points and six rebounds at Maryland on Feb. 17
- Established a career best with 16 points in a season-high 37 minutes at Illinois
- Tallied 14 points and seven rebounds in 34 minutes against No. 21 Wisconsin
- Reached double figures for the third straight game by matching his season high with 15 points, including 13 in the second half
- Finished with 10 points and four boards at Michigan State
- Put up a career-high 15 points, including 5-of-9 from 3-point range, and six boards vs. Indiana
- Played just 15 minutes before fouling out, but had eight points, three boards and a blocked shot vs. No. 17 MSU
- Had seven points and two boards in 21 minutes at No. 25 Ohio State
- Totaled five points, two boards and a career-high three blocked shots at No. 9 Wisconsin
- Grabbed a career-high 12 boards and dished out a personal best four assists in 31 minutes vs. South Dakota
- Reached double figures for the second time with 12 points, including a trio of 3-pointers, and four rebounds against North Dakota State
- Had seven points and five rebounds in a loss to Nevada
- Finished with a career-high 13 points, including a trio of 3-pointers, and six boards against McNeese State
- Rated the No. 18 JUCO nationally in 2019-20 at Chipola (Fla.) College, as he averaged 11.8 points, 8.4 rebounds and 2.7 assists per game
- Shot 38 percent from 3-point range while posting eight double-doubles on the year
- Played in 17 games at TCU in 2018-19 before a knee injury ended his redshirt freshman season
- Averaged 2.1 points and 1.2 rebounds per game off the bench, highlighted by a 12-point, six-rebound effort against West Virginia
- Was one of the top recruits in Australia in the 2017 class, as he was a four-star recruit and the No. 2 ranked player in Australia by AUSA Hoops
- Was a member of the Australian National Program, playing in the 2016 Albert Schweitzer Tournament in Germany on the U18 team and was in the U19 National Team program.
- Averaged 12.0 points, 5.3 rebounds and 0.8 assists for Basketball Australia Centre of Excellence during the 2016-17 season, shooting 39.5 percent from 3-point range

MISC. STATS

Category	2020-21	Career
Double-Figure Scoring	8	9
Double-Figure Rebounding	1	1
Double-Figure Assists	0	0
Double-Doubles	0	0
Led NU in Scoring	3	3
Led NU in Rebounding	2	2
Led NU in Assists	1	1
20+ Point Games	0	0
30+ Point Games	0	0

TOP PERFORMANCES OF 2020-21

Category	No.	Opponent (Date)
Points	16	Illinois (2/10)
	15	Indiana (1/10)
	15	at Minnesota (2/8)
	14	Wisconsin (2/10)
Rebounds	12	South Dakota (12/1)
	7	Wisconsin (2/10)
	6	at Maryland (2/17)
	6	at Minnesota (2/8)
	6	Indiana (1/10)
	6	Doane (12/17)
	6	McNeese State (11/25)
Assists	4	South Dakota (12/1)



#13 DERRICK WALKER | 6-8 | 232 | Jr. | F | Kansas City, Mo.

CAREER STATS

Year	GP	GS	Min	Avg	Total					Rebounds			PF	FO	Ast	TO	Blk	Stl	Pts	Avg					
					FG	FGA	Pct	3FG	3FGA	Pct	FT	FTA									Pct	Off	Def	Tot	Avg
2017-18*	34	0	299	8.8	28	47	.596	0	0	.000	10	25	.400	29	46	75	2.2	43	0	9	21	7	3	66	1.9
2018-19*	30	0	160	5.3	10	19	.526	0	0	.000	5	19	.263	8	24	32	1.1	28	0	7	6	3	6	25	0.8
2020-21	11	11	211	19.2	22	37	.595	0	1	.000	8	15	.533	13	32	45	4.1	36	1	14	17	8	10	52	4.7
TOTAL	11	11	211	19.2	22	37	.595	0	1	.000	8	15	.533	13	32	45	4.1	36	1	14	17	8	10	52	4.7
All*	75	11	670	8.9	60	103	.583	0	1	.000	23	59	.390	50	102	152	2.0	107	1	30	44	18	19	143	1.9

* Statistics from Tennessee

2020-21 GAME BY GAME

Opponent	Date	GS	Min	TOTAL			3-PTS			FT	FTA	Pct	REBOUNDS				PF	FO	A	TO	Blk	Stl	Pts	Avg		
				FG	FGA	Pct	3FG	FGA	Pct				Off	Def	Tot	Avg										
McNeese State	11/25/20		DNP																							
Nevada	11/26/20		DNP																							
North Dakota State	11/28/20		DNP																							
South Dakota	12/1/20		DNP																							
Georgia Tech	12/9/20		DNP																							
at No. 8 Creighton	12/11/20		DNP																							
Doane	12/17/20		DNP																							
No. 9 Wisconsin	12/22/20		DNP																							
No. 19 Michigan	12/25/20		DNP																							
at No. 25 Ohio State	12/30/20		DNP																							
No. 17 Michigan State	1/2/21		DNP																							
Indiana	1/10/21	*	26	5	7	.714	0	0	.000	0	0	.000	0	3	3	3.0	3	0	1	3	1	2	10	10.0		
at Michigan State	2/6/21	*	24	1	2	.500	0	0	.000	2	4	.500	0	4	4	3.5	4	0	2	1	2	1	4	7.0		
at Minnesota	2/8/21	*	15	1	5	.200	0	0	.000	2	4	.500	1	3	4	3.7	4	0	0	3	1	1	4	6.0		
No. 21 Wisconsin	2/10/21	*	17	0	0	.000	0	0	.000	1	3	.333	3	3	6	4.3	3	0	2	2	0	2	1	4.8		
No. 6 Illinois	2/12/21	*	23	2	3	.667	0	0	.000	1	1	1.000	4	4	8	5.0	5	1	3	0	2	0	5	4.8		
at Penn State	2/14/21	*	25	4	6	.667	0	0	.000	0	1	.000	1	3	4	4.8	2	0	1	2	1	1	8	5.3		
at Maryland	2/16/21	*	8	1	2	.500	0	1	.000	0	0	.000	0	3	3	4.6	0	0	1	1	0	1	2	4.9		
at Maryland	2/17/21	*	13	1	1	1.000	0	0	.000	0	0	.000	0	0	0	4.0	4	0	1	1	0	1	2	4.5		
Purdue	2/20/21	*	15	0	2	.000	0	0	.000	0	0	.000	1	2	3	3.9	4	0	1	2	1	1	0	4.0		
Penn State	2/23/21	*	27	4	4	1.000	0	0	.000	1	1	1.000	2	3	5	4.0	3	0	1	0	0	0	9	4.5		
at No. 5 Illinois	2/25/21	*	18	3	5	.600	0	0	.000	1	1	1.000	1	4	5	4.1	4	0	1	2	0	0	7	4.7		
Totals		11	211	22	37	.595	0	1	.000	8	15	.533	13	32	45	4.1	36	1	14	17	8	10	52	4.7		

NOTING WALKER


- Walker sat out the 2019-20 season after transferring from Tennessee and made his debut against Indiana on Jan. 11
- Had seven points and a team-high five rebounds at No. 5 Illinois
- Had nine points on 4-of-4 shooting and five rebounds in a career-high 27 minutes vs. Penn State
- Finished with eight points and four rebounds, while making two big defensive plays in the final minute at Penn St.
- Tied or set personal bests in rebounds (eight), assists (three) and blocks (two) in 23 minutes vs. No. 6 Illinois
- Grabbed a season-high six rebounds in 17 minutes against No. 21 Wisconsin
- Played just 14 minutes at Minnesota, finishing with four points and four rebounds
- Battled foul trouble at Michigan State finishing with four points and four boards in 23 minutes
- Started against Indiana and totaled 10 points on 5-of-7 shooting and three boards in 26 minutes of work
- Missed NU's first 11 games after an NCAA suspension dating back from his time at Tennessee
- Was named to the Tom Osborne Citizenship Team in 2019-20 and was selected to represent Nebraska at the Black Student-Athlete Summit in Austin, Texas, in January of 2020
- Played in 30 games at Tennessee in 2018-19 as the Volunteers reached the NCAA Sweet 16
- Helped the Volunteers to an SEC title in 2017-18, playing in 34 games and averaging 1.9 points and 2.2 rebounds per outing
- A four-star prospect by ESPN who played at Sunrise (Kan.) Christian Academy, averaging 14 points and seven rebounds per game in 2016-17
- Played on MOKAN Elite AAU program with NBA first-round picks Trae Young and Michael Porter Jr.
- Spent freshman-junior years at Raytown High School, the alma mater of former Husker great and current Los Angeles Clippers Coach Tyrone Lue

MISC. STATS

Category	2020-21	Career
Double-Figure Scoring	1	1
Double-Figure Rebounding	0	0
Double-Figure Assists	0	0
Double-Doubles	0	0
Led NU in Scoring	0	0
Led NU in Rebounding	2	2
Led NU in Assists	1	1
20+ Point Games	0	0
30+ Point Games	0	0

TOP PERFORMANCES OF 2020-21

Category	No.	Opponent (Date)
Points	10	Indiana (1/10)
	9	Penn State (1/23)
	8	at Penn State (2/14)
Rebounds	8	Illinois (2/12)
	6	Wisconsin (2/10)
	5	Penn State (2/13)
	5	at Illinois (2/25)
Assists	3	Illinois (2/12)
	2	at Michigan State (2/6)
	2	Wisconsin (2/10)



#14 TREVOR LAKES | 6-7 | 215 | Sr. | F | Lebanon, Ind.

CAREER STATS

Year	GP	GS	Min	Avg	Total			3FG	3FGA	Pct	FT	FTA	Pct	Rebounds				PF	FO	Ast	TO	Blk	Stl	Pts	Avg
					FG	FGA	Pct							Off	Def	Tot	Avg								
2017-18*	28	3	378	13.5	53	118	.449	47	104	.452	4	7	.571	9	43	52	1.9	43	0	12	14	6	12	157	5.6
2018-19*	25	25	751	30.0	119	278	.428	87	219	.397	27	32	.844	17	121	138	5.5	55	0	21	19	17	8	352	14.1
2019-20*	30	28	966	32.2	157	354	.444	101	254	.398	55	69	.797	25	162	187	6.2	60	0	29	27	18	20	470	15.7
2020-21	10	1	90	9.0	9	21	.429	8	19	.421	0	1	.000	2	12	14	1.4	3	0	3	0	1	1	26	2.6
TOTAL	10	1	90	9.0	9	21	.429	8	19	.421	0	1	.000	2	12	14	1.4	3	0	3	0	1	1	26	2.6
All*	93	57	2185	23.5	338	771	.438	243	596	.408	86	109	.789	53	338	391	4.2	161	0	65	60	42	41	1005	10.8

* Statistics from University of Indianapolis

2020-21 GAME BY GAME

Opponent	Date	GS	Min	TOTAL			3-PTS			FT	FTA	Pct	REBOUNDS				PF	FO	A	TO	Blk	Stl	Pts	Avg	
				FG	FGA	Pct	3FG	FGA	Pct				Off	Def	Tot	Avg									
McNeese State	11/25/20		DNP																						
Nevada	11/26/20		DNP																						
North Dakota State	11/28/20		DNP																						
South Dakota	12/1/20		DNP																						
Georgia Tech	12/9/20		DNP																						
at No. 8 Creighton	12/11/20		DNP																						
Doane	12/17/20		26	4	5	.800	4	5	.800	0	1	.000	1	5	6	6.0	0	0	2	0	0	0	0	12	12.0
at No. 9 Wisconsin	12/22/20		17	0	2	.000	0	1	.000	0	0	.000	0	3	3	4.5	1	0	0	0	1	0	0	0	6.0
No. 19 Michigan	12/25/20		12	1	3	.333	1	3	.333	0	0	.000	0	1	1	3.3	0	0	0	0	0	0	0	3	5.0
at No. 25 Ohio State	12/30/20		14	2	5	.400	1	4	.250	0	0	.000	1	1	2	3.0	1	0	0	0	0	1	5	5.0	
No. 17 Michigan State	1/2/21		3	0	0	.000	0	0	.000	0	0	.000	0	1	1	2.6	0	0	0	0	0	0	0	0	4.0
Indiana	1/10/21		DNP																						
at Michigan State	2/6/21		DNP																						
at Minnesota	2/8/21	*	5	0	0	.000	0	0	.000	0	0	.000	0	0	0	2.2	1	0	0	0	0	0	0	0	3.3
No. 21 Wisconsin	2/10/21		DNP																						
No. 6 Illinois	2/12/21		DNP																						
at Penn State	2/14/21		DNP																						
at Maryland	2/16/21		2	0	1	.000	0	1	.000	0	0	.000	0	1	1	2.0	0	0	0	0	0	0	0	0	2.9
at Maryland	2/17/21		5	1	3	.333	1	3	.333	0	0	.000	0	0	0	1.8	0	0	0	0	0	0	0	3	2.9
Purdue	2/20/21		3	0	1	.000	0	1	.000	0	0	.000	0	0	0	1.6	0	0	0	0	0	0	0	0	2.6
Penn State	2/23/21		DNP																						
at No. 5 Illinois	2/25/21		3	1	1	1.000	1	1	1.000	0	0	.000	0	0	0	1.4	0	0	1	0	0	0	0	3	2.6
Totals		1	90	9	21	.429	8	19	.421	0	1	.000	2	12	14	1.4	3	0	3	0	1	1	1	26	2.6

NOTING LAKES

- Transfer from Division II University of Indianapolis who was ruled eligible on Dec. 17
- Hit his only 3-pointer at No. 5 Illinois
- Went over 1,000 career points with a 3-pointer at Maryland on Feb. 17
- Started at Minnesota, but did not score in five minutes of work
- Played just three minutes in the loss to No. 17 Michigan State on Jan. 2
- Had five points and two boards in 14 minutes at No. 25 Ohio State
- Had three points in 12 minutes off the bench against No. 19 Michigan
- Went scoreless, but grabbed three boards and blocked a shot in 16 minutes at No. 9 Wisconsin
- Made an immediate impact, hitting 4-of-5 shots from 3-point range and adding six rebounds against Doane
- Averaged 15.7 points and 6.2 rebounds per game last season while leading his conference in 3-pointers per game (3.4/gm) for the second straight year, helping Indianapolis to a 24-6 record and a No. 1 seed in the 2020 NCAA Division II Regional Tournament
- Collected All-GLVC honors as a sophomore in 2018-19, as he led the team in scoring at 14.1 ppg, while pulling down 5.5 rebounds per contest. Lakes paced the conference with 3.5 3-pointers per game and shot 39.7 percent from 3-point range, while ranking among conference leaders in scoring (11th) and rebounding (12th)
- Played at Lebanon High School, averaging 22.5 points, 6.7 rebounds and 1.5 blocks per game as a senior en route to earning IBCA Honorable Mention All-State honors

MISC. STATS

Category	2020-21	Career
Double-Figure Scoring	1	52
Double-Figure Rebounding	0	2
Double-Figure Assists	0	0
Double-Doubles	0	2
Led NU in Scoring	0	0
Led NU in Rebounding	0	0
Led NU in Assists	0	0
20+ Point Games	0	15
30+ Point Games	0	0

TOP PERFORMANCES OF 2020-21

Category	No.	Opponent (Date)
Points	12	Doane (12/17)
	5	at Ohio State (12/30)
Rebounds	6	Doane (12/17)
	3	at Wisconsin (12/22)
Assists	2	Doane (12/17)



#21 JACE PIATKOWSKI | 6-3 | 184 | R-Fr. | G | Omaha, Neb.

CAREER STATS

Year	GP	GS	Min	Avg	Total					Rebounds					PF	FO	Ast	TO	Blk	Stl	Pts	Avg		
					FG	FGA	Pct	3FG	3FGA	Pct	FT	FTA	Pct	Off									Def	Tot
2020-21	8	0	13	1.6	1	1	1.000	1	1	1.000	1	2	.500	1	1	2	0.3	0	0	0	0	0	4	0.5
TOTAL	8	0	13	1.6	1	1	1.000	1	1	1.000	1	2	.500	1	1	2	0.3	0	0	0	0	0	4	0.5

2020-21 GAME BY GAME

Opponent	Date	GS	Min	TOTAL			3-PTS			FT	FTA	Pct	REBOUNDS			PF	FO	A	TO	Blk	Stl	Pts	Avg
				FG	FGA	Pct	3FG	FGA	Pct				Off	Def	Tot								
McNeese State	11/25/20		4	1	1	1.000	1	1	1.000	0	0	.000	0	0	0	0.0	0	0	0	0	0	3	3.0
Nevada	11/26/20		DNP																				
North Dakota State	11/28/20		2	0	0	.000	0	0	.000	0	0	.000	1	0	1	0.5	0	0	0	0	0	0	1.5
South Dakota	12/1/20		DNP																				
Georgia Tech	12/9/20		DNP																				
at No. 8 Creighton	12/11/20		2	0	0	.000	0	0	.000	0	0	.000	0	0	0	0.3	0	0	0	0	0	0	1.0
Doane	12/17/20		DNP																				
No. 9 Wisconsin	12/22/20		DNP																				
No. 19 Michigan	12/25/20		DNP																				
at No. 25 Ohio State	12/30/20		DNP																				
No. 17 Michigan State	1/2/21		DNP																				
Indiana	1/10/21		DNP																				
at Michigan State	2/6/21		DNP																				
at Minnesota	2/8/21		DNP																				
No. 21 Wisconsin	2/10/21		0	0	0	.000	0	0	.000	0	0	.000	0	0	0	0.3	0	0	0	0	0	0	0.8
No. 6 Illinois	2/12/21		DNP																				
at Penn State	2/14/21		DNP																				
at Maryland	2/16/21		1	0	0	.000	0	0	.000	1	2	.500	0	0	0	0.2	0	0	0	0	0	1	0.8
at Maryland	2/17/21		1	0	0	.000	0	0	.000	0	0	.000	0	0	0	0.2	0	0	0	0	0	0	0.7
Purdue	2/20/21		1	0	0	.000	0	0	.000	0	0	.000	0	0	0	0.1	0	0	0	0	0	0	0.6
Penn State	2/23/21		DNP																				
at No. 5 Illinois	2/25/21		2	0	0	.000	0	0	.000	0	0	.000	0	1	1	0.3	0	0	0	0	0	0	0.5
Totals		0	13	1	1	1.000	1	1	1.000	1	2	.500	1	1	2	0.3	0	0	0	0	0	4	

NOTING PIATKOWSKI

- Made his debut and hit a 3-pointer in four minutes against McNeese State
- Played in both games at Maryland, going 1-of-2 from the foul line in the opener
- Saw action in the final minute against Purdue
- Played the final minute of the loss to No. 21 Wisconsin
- Played the final 1:43 at Creighton, but had no stats
- Walk-on who redshirted during the 2019-20 season
- Played at Elkhorn South, averaging 18.6 points and 3.3 rebounds per game as a senior, highlighted by a 36-point performance against Lincoln High, to earn honorable-mention all-state honors from the Omaha World-Herald
- Was AAU teammates with fellow Huskers Akol Arop and Bret Porter
- His father (Eric) played at Nebraska from 1991-94 and spent 14 years in the NBA
- The elder Piatkowski ranks second in school history with 1,934 points and was a two-time All-Big Eight pick and 1994 Big Eight Tournament MVP

MISC. STATS

Category	2020-21	Career
Double-Figure Scoring	0	0
Double-Figure Rebounding	0	0
Double-Figure Assists	0	0
Double-Doubles	0	0
Led NU in Scoring	0	0
Led NU in Rebounding	0	0
Led NU in Assists	0	0
20+ Point Games	0	0
30+ Point Games	0	0

TOP PERFORMANCES OF 2020-21

Category	No.	Opponent (Date)
Points	3	McNeese State (11/25)
	1	at Maryland (2/17)
Rebounds	1	North Dakota State (11/28)
Assists	NA	



#24 YVAN OUEDRAOGO | 6-9 | 245 | So. | F | Bordeaux, France

Year	GP	GS	Min	Avg	Total					Rebounds				PF	FO	Ast	TO	Blk	Stl	Pts	Avg				
					FG	FGA	Pct	3FG	3FGA	Pct	FT	FTA	Pct									Off	Def	Tot	Avg
2019-20	32	30	682	21.3	70	168	.417	0	0	.000	41	86	.477	90	113	203	6.3	52	0	15	48	9	13	181	5.7
2020-21	21	4	315	15.0	28	64	.438	0	0	.000	18	46	.391	40	42	82	3.9	32	0	9	11	11	9	74	3.5
TOTAL	53	34	997	18.8	98	232	.422	0	0	.000	59	132	.447	130	155	285	5.4	84	0	24	59	20	22	255	4.8

2020-21 GAME BY GAME

Opponent	Date	GS	Min	TOTAL			3-PTS			FT	FTA	Pct	REBOUNDS				PF	FO	A	TO	Blk	Stl	Pts	Avg
				FG	FGA	Pct	3FG	FGA	Pct				Off	Def	Tot	Avg								
McNeese State	11/25/20	23	3	12	.250	0	0	.000	3	5	.600	3	4	7	7.0	2	0	0	1	0	2	9	9.0	
Nevada	11/26/20	15	0	1	.000	0	0	.000	2	3	.667	3	0	3	5.0	4	0	1	1	0	1	2	5.5	
North Dakota State	11/28/20	19	2	5	.400	0	0	.000	0	2	.000	5	2	7	5.7	1	0	0	0	1	0	4	5.0	
South Dakota	12/1/20	18	1	1	1.000	0	0	.000	0	0	.000	1	4	5	5.5	2	0	0	0	2	0	2	4.3	
Georgia Tech	12/9/20	12	0	1	.000	0	0	.000	0	0	.000	1	0	1	4.6	0	0	0	0	0	0	0	3.4	
at No. 8 Creighton	12/11/20	18	1	3	.333	0	0	.000	2	3	.667	2	2	4	4.5	3	0	2	1	2	0	4	3.5	
Doane	12/17/20	18	3	5	.600	0	0	.000	7	10	.700	4	9	13	5.7	3	0	1	1	0	0	13	4.9	
at No. 9 Wisconsin	12/22/20	*	24	3	4	.750	0	0	.000	0	0	.000	2	4	6	5.8	2	0	1	0	2	1	6	5.0
No. 19 Michigan	12/25/20	*	30	3	4	.750	0	0	.000	0	3	.000	3	3	6	5.8	4	0	1	0	1	0	6	5.1
at No. 25 Ohio State	12/30/20	*	21	1	3	.333	0	0	.000	2	4	.500	3	2	5	5.7	1	0	0	1	1	0	4	5.0
No. 17 Michigan State	1/2/21	*	26	3	5	.600	0	0	.000	0	2	.000	3	1	4	5.5	0	0	0	2	0	1	6	5.1
Indiana	1/10/21	DNP																						
at Michigan State	2/6/21	14	2	4	.500	0	0	.000	0	3	.000	1	2	3	5.3	0	0	0	0	0	1	4	5.0	
at Minnesota	2/8/21	13	0	1	.000	0	0	.000	0	2	.000	2	1	3	5.2	0	0	0	1	0	1	0	4.6	
No. 21 Wisconsin	2/10/21	9	1	1	1.000	0	0	.000	0	2	.000	1	2	3	5.0	2	0	1	1	0	0	2	4.4	
No. 6 Illinois	2/12/21	11	0	1	.000	0	0	.000	1	2	.500	0	0	0	4.7	3	0	0	0	0	1	1	4.2	
at Penn State	2/14/21	8	2	4	.500	0	0	.000	0	1	.000	1	1	2	4.5	0	0	0	0	1	0	4	4.2	
at Maryland	2/16/21	3	0	0	.000	0	0	.000	0	0	.000	0	0	0	4.2	0	0	0	0	0	0	0	3.9	
at Maryland	2/17/21	8	0	1	.000	0	0	.000	0	0	.000	1	0	1	4.1	1	0	1	0	0	0	0	3.7	
Purdue	2/20/21	20	3	8	.375	0	0	.000	1	4	.250	4	4	8	4.3	2	0	1	1	0	1	7	3.9	
Penn State	2/23/21	3	0	0	.000	0	0	.000	0	0	.000	0	1	1	4.1	0	0	0	0	1	0	0	3.7	
at No. 5 Illinois	2/25/21	3	0	0	.000	0	0	.000	0	0	.000	0	0	0	3.9	2	0	0	1	0	0	0	3.5	
Totals		4	315	28	64	.438	0	0	.000	18	46	.391	40	42	82	3.9	32	0	9	11	11	9	74	3.5

NOTING OUEDRAOGO


- Spent most of the summer in France during the pandemic and worked on his body, losing nearly 20 pounds and working on his explosiveness
- Saw extensive action against Purdue, finishing with a team-high eight rebounds and seven points in 20 minutes
- Finished with four points and two boards in seven minutes at Penn State
- Had two points, three rebounds and an assist in nine minutes vs. No. 21 Wisconsin
- Grabbed three rebounds in 13 minutes of work at Minnesota
- Had four points and three boards in 13 minutes at Michigan State after missing the Indiana game
- Tallied six points and four boards in 26 minutes vs. No. 17 Michigan State
- Held to four points and five boards in 21 minutes at No. 25 Ohio State
- Had six points and six boards in 29 minutes against No. 19 Michigan
- Made his first start of the season at No. 9 Wisconsin, finishing with six points, six boards and two blocked shots
- Scored a career-high 13 points and added 13 boards in 18 minutes of work against Doane for his first double-double of the season
- Had two points, five boards and two blocked shots in 18 minutes against South Dakota, posting a team-best +15 plus/minus ratio
- Grabbed seven boards in 18 minutes against North Dakota State
- Totaled nine points and seven boards in 24 minutes off the bench against McNeese State
- Started 30 games as a 17-year-old, averaging 5.7 points and a team-high 6.3 rebounds per game in 2019-20, ranking third among Big Ten freshmen in rebounding
- Set school freshman marks for season rebounds (203) and double-doubles (three)
- Established a school freshman single-game record with 19 rebounds against Northwestern on March 1, 2020, breaking the previous mark of 17 set two other times
- Made significant strides, averaging 6.8 points and 7.6 rebounds per game over the Huskers' final nine games, including two of his three double-doubles
- Spent the summer of 2019 playing for the French U-18 National Team, helping France to a 6-1 record and fifth-place finish at the European Championships
- Attended the National Institute of Sport, Expertise and Performance (INSEP), a program which produced Clint Capela, Boris Diaw and Tony Parker, among others
- Represented France in the 2018 FIBA U-16 European Championships, when he averaged 12.7 points and 9.7 rebounds per game to earn team MVP honors

MISC. STATS

Category	2020-21	Career
Double-Figure Scoring	1	7
Double-Figure Rebounding	1	7
Double-Figure Assists	0	0
Double-Doubles	1	4
Led NU in Scoring	0	0
Led NU in Rebounding	4	16
Led NU in Assists	0	0
20+ Point Games	0	0
30+ Point Games	0	0

TOP PERFORMANCES OF 2020-21

Category	No.	Opponent (Date)
Points	13	Doane (12/17)
	9	McNeese State (11/25)
Rebounds	13	Doane (12/17)
	8	Purdue (2/20)
	7	McNeese State (11/25)
	7	North Dakota State (11/28)
Blocks	2	South Dakota (12/1)
	2	at Creighton (12/11)
	2	at Wisconsin (12/22)



#34 THORIR THORBJARNARSON | 6-6 | 202 | Sr. | G | Reykjavik, Iceland

CAREER STATS

Year	GP	GS	Min		Total			3FG			3FGA			Pct			Rebounds			PF	FO	Ast	TO	Blk	Stl	Pts	Avg
			Min	Avg	FG	FGA	Pct	3FG	3FGA	Pct	FT	FTA	Pct	Off	Def	Tot	Avg										
2017-18	9	0	19	2.1	3	7	.429	2	5	.400	0	0	.000	1	3	4	0.4	4	0	3	1	0	1	8	0.9		
2018-19	25	7	307	12.3	19	56	.339	4	23	.174	8	12	.667	10	43	53	2.1	25	0	29	13	5	14	50	2.0		
2019-20	32	24	935	29.2	100	221	.452	48	129	.372	32	41	.780	18	134	152	4.8	66	1	42	47	4	36	280	8.8		
2020-21	22	7	443	20.1	26	79	.329	13	47	.277	7	9	.778	10	46	56	2.5	35	0	26	14	3	18	72	3.3		
TOTAL	88	38	1704	19.4	148	363	.408	67	204	.328	47	62	.758	39	226	265	3.0	130	1	100	75	12	69	410	4.7		

2020-21 GAME BY GAME

Opponent	Date	GS	Min	TOTAL			3-PTS			FT	FTA	Pct	REBOUNDS				PF	FO	A	TO	Blk	Stl	Pts	Avg	
				FG	FGA	Pct	3FG	FGA	Pct				Off	Def	Tot	Avg									
McNeese State	11/25/20	*	26	3	9	.333	2	5	.400	0	0	.000	1	1	2	2.0	0	0	1	1	0	1	8	8.0	
Nevada	11/26/20	*	28	0	4	.000	0	4	.000	0	0	.000	0	4	4	3.0	3	0	2	0	0	1	0	4.0	
North Dakota State	11/28/20	*	29	1	5	.200	1	4	.250	0	0	.000	0	3	3	3.0	3	0	1	0	0	3	3	3.7	
South Dakota	12/1/20	*	22	0	2	.000	0	1	.000	0	0	.000	1	2	3	3.0	1	0	0	2	0	1	0	2.8	
Georgia Tech	12/9/20	*	34	1	4	.250	0	1	.000	0	0	.000	4	3	7	3.8	1	0	5	1	0	1	2	2.6	
at No. 8 Creighton	12/11/20	*	32	3	5	.600	2	3	.667	0	0	.000	0	6	6	4.2	1	0	3	4	0	0	8	3.5	
Doane	12/17/20	*	16	3	7	.429	0	3	.000	2	2	1.000	0	2	2	3.9	0	0	0	0	0	0	8	4.1	
at No. 9 Wisconsin	12/22/20		25	1	6	.167	1	5	.200	1	2	.500	0	2	2	3.6	3	0	2	2	0	1	4	4.1	
No. 19 Michigan	12/25/20		18	0	0	.000	0	0	.000	0	0	.000	1	1	2	3.4	3	0	0	0	0	0	0	3.7	
at No. 25 Ohio State	12/30/20		24	1	3	.333	0	2	.000	0	0	.000	0	5	5	3.6	4	0	0	2	0	2	2	3.5	
No. 17 Michigan State	1/2/21		23	1	4	.250	0	1	.000	1	2	.500	0	2	2	3.5	3	0	2	0	0	0	3	3.5	
Indiana	1/10/21		11	0	0	.000	0	0	.000	0	0	.000	0	2	2	3.3	0	0	0	0	0	0	0	3.2	
at Michigan State	2/6/21		14	2	3	.667	0	0	.000	0	0	.000	0	0	0	3.1	2	0	0	1	0	1	4	3.2	
at Minnesota	2/8/21		15	2	6	.333	0	3	.000	1	1	1.000	1	1	2	3.0	1	0	1	0	0	0	5	3.4	
No. 21 Wisconsin	2/10/21		10	0	1	.000	0	0	.000	0	0	.000	0	0	0	2.8	0	0	0	0	0	0	0	3.1	
No. 6 Illinois	2/12/21		18	3	5	.600	2	3	.667	0	0	.000	0	1	1	2.7	1	0	1	0	1	2	8	3.4	
at Penn State	2/14/21		8	0	1	.000	0	0	.000	0	0	.000	1	1	2	2.6	0	0	1	0	0	0	0	3.2	
at Maryland	2/16/21		15	0	3	.000	0	2	.000	0	0	.000	0	2	2	2.6	2	0	1	0	0	1	0	3.1	
at Maryland	2/17/21		11	0	0	.000	0	0	.000	0	0	.000	1	0	1	2.5	1	0	0	0	0	0	0	2.9	
Purdue	2/20/21		22	3	6	.500	3	6	.500	0	0	.000	0	4	4	2.6	2	0	4	1	2	1	9	3.2	
Penn State	2/23/21		25	2	4	.500	2	3	.667	2	2	1.000	0	3	3	2.6	3	0	0	0	0	2	8	3.4	
at No. 5 Illinois	2/25/21		25	0	1	.000	0	1	.000	0	0	.000	0	1	1	2.5	1	0	2	0	0	1	0	3.3	
Totals			7	443	26	79	.329	13	47	.277	7	9	.778	10	46	56	2.5	35	0	26	14	3	18	72	3.3

NOTING THORBJARNARSON

- Returning starter who can fill a variety of roles and doesn't need to score to make a positive impact on games
- Led NU with two assists and grabbed a rebound at No. 5 Illinois
- Continued his late-season surge with eight points and three boards in 25 minutes vs. Penn State
- Put together his best game of the year against Purdue with nine points, four rebounds, four assists and two blocks
- Matched his season high with eight points, including 2-of-3 from 3-point range, against No. 6 Illinois
- Had five points and two rebounds in 16 minutes off the bench at Minnesota
- Had four points and a steal in 14 minutes at Michigan State
- Grabbed a pair of rebounds in 11 minutes off the bench against Indiana
- Had three points, two boards and a pair of assists in 23 minutes vs. No. 17 Michigan State
- Totaled two points, five boards and a pair of steals at No. 25 Ohio State
- Came off the bench against Wisconsin, finishing with four points, two boards and two assists in 25 minutes
- Finished with eight points and two boards in 16 minutes against Doane
- Matched season high with eight points on 3-of-5 shooting, along with six boards and three assists at No. 8 Creighton
- Set season highs in both rebounds (seven) and assists (five) in 34 minutes against Georgia Tech
- Had three assists and a steal in 22 minutes against South Dakota
- Had three points, three steals and three rebounds in 28 minutes against Nevada
- Had eight points, including a pair of 3-pointers, against McNeese State while helping hold Dru Kuxhausen, who ranked among national 3-point leaders in 2019-20 to just 11 points on 4-of-11 shooting
- Played in all 32 games, including 24 starts, in 2019-20 and averaged 8.8 points, 4.8 rebounds, 1.3 assists and 1.1 steals per game, finishing 10th in the Big Ten in steals and 14th in 3-point percentage (.372)
 - Reached double figures 13 times, including a trio of 17-point efforts (at Indiana, vs. Iowa, at Rutgers)
 - Started all 20 Big Ten games, averaging 10.6 ppg, while ranking second on the team in rebounding (5.5 rpg) and third in assists (1.7 apg)
 - Played for the Iceland National Team during the Games of the Small States of Europe in the summer of 2019, averaging 10 points per game
 - Was in the rotation during the second half of the 2018-19 season, playing in 25 contests, including seven starts
 - Nebraska's first scholarship player from Iceland and one of the few players from the nation on Division I teams
 - Played for KR Reykjavik in the Icelandic League for three years (2015-17), helping the team to three straight titles and a pair of Icelandic Cups in 2016 and 2017

MISC. STATS

Category	2020-21	Career
Double-Figure Scoring	0	13
Double-Figure Rebounding	0	1
Double-Figure Assists	0	0
Double-Doubles	0	0
Led NU in Scoring	0	2
Led NU in Rebounding	0	8
Led NU in Assists	3	6
20+ Point Games	0	0
30+ Point Games	0	0

TOP PERFORMANCES OF 2020-21

Category	No.	Opponent (Date)
Points	9	Purdue (2/20)
	8	Penn State (2/23)
	8	Illinois (2/12)
	8	McNeese State (11/25)
	8	at Creighton (12/11)
Rebounds	8	Doane (12/17)
	7	Georgia Tech (12/9)
	6	at Creighton (12/11)
Assists	5	at Ohio State (12/30)
	5	Georgia Tech (12/9)
	4	Purdue (2/20)
3	at Creighton (12/11)	



#35 EDUARDO ANDRE | 6-10 | 228 | Fr. | F | London, England

CAREER STATS																									
Year	GP	GS	Total				Rebounds																		
			Min	Avg	FG	FGA	Pct	3FG	3FGA	Pct	FT	FTA	Pct	Off	Def	Tot	Avg	PF	FO	Ast	TO	Blk	Stl	Pts	Avg
2020-21	15	0	114	7.6	13	24	.542	0	0	.000	6	14	.429	5	23	28	1.9	28	1	6	7	4	4	32	2.1
TOTAL	15	0	114	7.6	13	24	.542	0	0	.000	6	14	.429	5	23	28	1.9	28	1	6	7	4	4	32	2.1

2020-21 GAME BY GAME

Opponent	Date	GS	Min	TOTAL			3-PTS			REBOUNDS			PF	FO	A	TO	Blk	Stl	Pts	Avg					
				FG	FGA	Pct	3FG	FGA	Pct	FT	FTA	Pct									Off	Def	Tot	Avg	
McNeese State	11/25/20	DNP																							
Nevada	11/26/20	DNP																							
North Dakota State	11/28/20	DNP																							
South Dakota	12/1/20	DNP																							
Georgia Tech	12/9/20	DNP																							
at No. 8 Creighton	12/11/20	DNP																							
Doane	12/17/20		14	4	4	1.000	0	0	.000	1	2	.500	1	3	4	4.0	3	0	1	0	2	0	9	9.0	
at No. 9 Wisconsin	12/22/20		1	1	1	1.000	0	0	.000	0	0	.000	0	0	0	2.0	0	0	0	0	0	0	2	5.5	
No. 19 Michigan	12/25/20		4	0	1	.000	0	0	.000	1	2	.500	0	1	1	1.7	0	0	0	1	0	0	1	4.0	
at No. 25 Ohio State	12/30/20		7	1	1	1.000	0	0	.000	1	1	1.000	1	1	2	1.8	4	0	0	1	0	0	3	3.8	
No. 17 Michigan State	1/2/21		2	0	0	.000	0	0	.000	0	0	.000	0	1	1	1.6	0	0	0	1	0	0	0	3.0	
Indiana	1/10/21		2	0	0	.000	0	0	.000	0	0	.000	0	0	0	1.3	0	0	0	0	0	0	0	2.5	
at Michigan State	2/6/21	DNP																							
at Minnesota	2/8/21		13	0	1	.000	0	0	.000	0	0	.000	0	3	3	1.6	1	0	2	0	1	0	0	2.1	
No. 21 Wisconsin	2/10/21		10	1	1	1.000	0	0	.000	0	0	.000	0	1	1	1.5	5	1	0	0	1	0	2	2.1	
No. 6 Illinois	2/12/21		11	0	1	.000	0	0	.000	2	2	1.000	0	3	3	1.7	2	0	1	1	0	0	2	2.1	
at Penn State	2/14/21		7	1	2	.500	0	0	.000	0	0	.000	0	3	3	1.8	3	0	1	0	0	0	2	2.1	
at Maryland	2/16/21		10	0	1	.000	0	0	.000	0	2	.000	1	3	4	2.0	1	0	0	2	0	2	0	1.9	
at Maryland	2/17/21		7	0	2	.000	0	0	.000	0	0	.000	0	1	1	1.9	0	0	0	0	0	0	0	1.8	
Purdue	2/20/21		6	1	3	.333	0	0	.000	0	2	.000	1	0	1	1.8	2	0	0	0	0	0	2	1.8	
Penn State	2/23/21		9	1	1	1.000	0	0	.000	0	0	.000	0	2	2	1.9	3	0	1	1	0	1	2	1.8	
at No. 5 Illinois	2/25/21		11	3	5	.600	0	0	.000	1	3	.333	1	1	2	1.9	4	0	0	0	0	1	7	2.1	
Totals			0	114	13	24	.542	0	0	.000	6	14	.429	5	23	28	1.9	28	1	6	7	4	4	32	2.1

NOTING ANDRE

- Freshman who provides size and shot-blocking ability for the Husker frontcourt, as he possesses a 7-foot-4 wingspan and has added 10 pounds since getting on campus in June
- Had seven points and two rebounds in 11 minutes at No. 5 Illinois
- Had two points and two rebounds in eight minutes off the bench vs. Penn State
- Established career highs in rebounds (four) and steals at Maryland on Feb. 16
- Has averaged 10 minutes per game over the last four contests and has been NU's first reserve off the bench
- Had two points and three rebounds in seven minutes of work at Penn State
- Gave NU quality minutes off the bench with two points and three rebounds against No. 6 Illinois
- Had two points, a rebound and a blocked shot in nine minutes against No. 21 Wisconsin
- Saw extensive action in the second half at Minnesota, grabbing three boards and dishing out two assists in 13 minutes
- Saw limited time against No. 17 Michigan State and against Indiana
- Finished with three points in seven minutes off the bench against Ohio State
- Had one point and a rebound in five minutes against No. 19 Michigan
- Played the final minute at No. 9 Wisconsin, making his only attempt against the Badgers
- Made his debut against Doane, finishing with nine points on 4-of-4 shooting, four rebounds and two blocked shots
- Missed Nebraska's first six games
- Three-star recruit who averaged 10.3 points, 9.8 rebounds and 3.9 blocked shots per game at AZ Compass Prep as a high school senior in 2019-20
- Moved to America prior to his sophomore season and spent two years at Woodrow Wilson High School in Dallas, averaging 12.3 points, 11.5 rebounds and 4.3 blocks per game and was named district defensive player of the year
 - Was a late bloomer to the sport, as he did not start playing basketball competitively until he was 14 years old and grew up playing soccer
 - Chose NU over offers from Illinois, Maryland and Texas A&M among others

MISC. STATS

Category	2020-21	Career
Double-Figure Scoring	0	0
Double-Figure Rebounding	0	0
Double-Figure Assists	0	0
Double-Doubles	0	0
Led NU in Scoring	0	0
Led NU in Rebounding	0	0
Led NU in Assists	0	0
20+ Point Games	0	0
30+ Point Games	0	0

TOP PERFORMANCES OF 2020-21

Category	No.	Opponent (Date)
Points	9	Doane (12/17)
	7	at Illinois (2/25)
	3	at Ohio State (12/30)
Rebounds	4	Doane (12/17)
	4	at Maryland (2/16)
	3	at Minnesota (2/8)
	3	Illinois (2/12)
	3	at Penn State (2/12)
Assists	2	at Minnesota (2/8)
Blocks	2	Doane (12/17)
	1	at Minnesota (2/8)
	1	Wisconsin (2/10)



#44 BRET PORTER | 6-5 | 228 | R-Fr. | F | Omaha, Neb.

CAREER STATS

Year	GP	GS	Min	Avg	Total					Rebounds					PF	FO	Ast	TO	Blk	Stl	Pts	Avg			
					FG	FGA	Pct	3FG	3FGA	Pct	FT	FTA	Pct	Off									Def	Tot	Avg
2020-21	5	0	8	1.6	0	0	.000	0	0	.000	0	0	.000	0	1	1	0.2	1	0	0	1	1	0	0	0.0
TOTAL	5	0	8	1.6	0	0	.000	0	0	.000	0	0	.000	0	1	1	0.2	1	0	0	1	1	0	0	0.0

2020-21 GAME BY GAME

Opponent	Date	GS	Min	TOTAL			3-PTS			FT	FTA	Pct	REBOUNDS				PF	FO	A	TO	Blk	Stl	Pts	Avg
				FG	FGA	Pct	3FG	FGA	Pct				Off	Def	Tot	Avg								
McNeese State	11/25/20	3	0	0	0	.000	0	0	.000	0	0	.000	0	1	1	1.0	1	0	0	0	0	0	0	0.0
Nevada	11/26/20	DNP																						
North Dakota State	11/28/20	2	0	0	0	.000	0	0	.000	0	0	.000	0	0	0	0.5	0	0	0	0	1	0	0	0.0
South Dakota	12/1/20	DNP																						
Georgia Tech	12/9/20	DNP																						
at No. 8 Creighton	12/11/20	2	0	0	0	.000	0	0	.000	0	0	.000	0	0	0	0.3	0	0	0	1	0	0	0	0.0
Doane	12/17/20	DNP																						
No. 9 Wisconsin	12/22/20	DNP																						
No. 19 Michigan	12/25/20	DNP																						
at No. 25 Ohio State	12/30/20	DNP																						
No. 17 Michigan State	1/2/21	DNP																						
Indiana	1/10/21	DNP																						
at Michigan State	2/6/21	DNP																						
at Minnesota	2/8/21	DNP																						
No. 21 Wisconsin	2/10/21	DNP																						
No. 6 Illinois	2/12/21	DNP																						
at Penn State	2/14/21	DNP																						
at Maryland	2/16/21	1	0	0	0	.000	0	0	.000	0	0	.000	0	0	0	0.3	0	0	0	0	0	0	0	0.0
at Maryland	2/17/21	DNP																						
Purdue	2/20/21	DNP																						
Penn State	2/23/21	DNP																						
at No. 5 Illinois	2/25/21	0	0	0	0	.000	0	0	.000	0	0	.000	0	0	0.2	0	0	0	0	0	0	0	0	0.0
Totals		0	8	0	0	.000	0	0	.000	0	0	.000	0	1	1	0.2	1	0	0	1	1	0	0	0.0

NOTING PORTER

- Walk-on who redshirted during the 2019-20 season
- Made his collegiate debut with three minutes against McNeese State
- Played the final minute at Maryland on Feb. 16, his first action since Dec. 11
- Blocked a shot in 1:37 of playing time in the win against North Dakota State
- Played the final 1:43 of the loss at No. 8 Creighton
- Returned from a torn ACL in June of 2018 to play as a senior, averaging 6.2 points and 4.4 rebounds as Millard North High School reached the district final in 2019
- Enjoyed a strong junior season, averaging 13.5 points and 7.5 rebounds per game for the Mustangs
- Was AAU teammates with fellow Huskers Akol Arop and Jace Piatkowski
- Is a fourth-generation athlete at Nebraska, as his father (Budge, 1975) grandfather (Mort, 1943, 1946-47) and great grandfather (Grove, 1913-15) all played football for the Cornhuskers

MISC. STATS

Category	2020-21	Career
Double-Figure Scoring	0	0
Double-Figure Rebounding	0	0
Double-Figure Assists	0	0
Double-Doubles	0	0
Led NU in Scoring	0	0
Led NU in Rebounding	0	0
Led NU in Assists	0	0
20+ Point Games	0	0
30+ Point Games	0	0

TOP PERFORMANCES OF 2020-21

Category	No.	Opponent (Date)
Points	NA	
Rebounds	1	McNeese State (11/25)
Assists	NA	



#45 DALANO BANTON | 6-9 | 204 | So. | G | Toronto, Ontario, Canada

CAREER STATS

Year	GP	GS	Min	Avg	Total					Rebounds					PF	FO	Ast	TO	Blk	Stl	Pts	Avg.			
					FG	FGA	Pct	3FG	3FGA	Pct	FT	FTA	Pct	Off									Def	Tot	Avg
2018-19*	31	12	469	15.1	39	97	.402	8	37	.216	19	34	.559	16	76	92	3.0	27	0	65	52	16	14	105	3.4
2020-21	22	22	629	28.6	73	183	.399	17	67	.254	50	76	.658	23	111	134	6.1	45	1	92	54	22	21	213	9.7
TOTAL	22	22	629	28.6	73	183	.399	17	67	.254	50	76	.658	23	111	134	6.1	45	1	92	54	22	21	213	9.7
All*	53	34	1098	20.7	112	280	.400	25	104	.240	69	110	.627	39	187	226	4.3	72	1	157	106	38	35	318	6.0

*-Statistics from Western Kentucky

2020-21 GAME BY GAME

Opponent	Date	GS	Min	TOTAL			3-PTS			REBOUNDS			PF	FO	A	TO	Blk	Stl	Pts	Avg				
				FG	FGA	Pct	3FG	FGA	Pct	FT	FTA	Pct									Off	Def	Tot	Avg
McNeese State	11/25/20	* 22	4	7	.571	0	2	.000	6	8	.750	2	4	6	6.0	2	0	6	2	4	3	14	14.0	
Nevada	11/26/20	* 38	6	17	.353	3	11	.273	3	4	.750	2	5	7	6.5	1	0	5	1	1	1	18	16.0	
North Dakota State	11/28/20	* 30	4	7	.571	0	1	.000	4	5	.800	2	7	9	7.3	0	0	8	2	1	1	12	14.7	
South Dakota	12/1/20	* 27	3	7	.429	0	1	.000	4	5	.800	0	5	5	6.8	3	0	4	1	0	3	10	13.5	
Georgia Tech	12/9/20	* 36	6	15	.400	1	4	.250	4	5	.800	2	7	9	7.2	3	0	6	5	0	1	17	14.2	
at No. 8 Creighton	12/11/20	* 27	3	6	.500	2	4	.500	4	6	.667	1	6	7	7.2	1	0	1	3	0	2	12	13.8	
Doane	12/17/20	* 21	5	7	.714	1	2	.500	2	4	.500	2	9	11	7.7	1	0	10	2	3	1	13	13.7	
at No. 9 Wisconsin	12/22/20	* 35	5	12	.417	3	5	.600	2	2	1.000	0	8	8	7.8	1	0	4	2	0	0	15	13.9	
No. 19 Michigan	12/25/20	* 35	7	16	.438	1	2	.500	2	4	.500	1	4	5	7.4	1	0	3	2	0	2	17	14.2	
at No. 25 Ohio State	12/30/20	* 26	3	11	.273	0	4	.000	0	0	.000	1	7	8	7.5	1	0	0	2	1	1	6	13.4	
No. 17 Michigan State	1/2/21	* 33	1	3	.333	0	1	.000	5	6	.833	1	0	1	6.9	3	0	7	4	0	0	7	12.8	
Indiana	1/10/21	* 31	4	8	.500	0	2	.000	2	6	.333	2	4	6	6.8	3	0	7	0	1	0	10	12.6	
at Michigan State	2/6/21	* 25	2	7	.286	0	2	.000	2	3	.667	1	5	6	6.8	5	1	1	4	2	1	6	12.1	
at Minnesota	2/8/21	* 32	3	9	.333	0	2	.000	3	3	1.000	0	5	5	6.6	3	0	6	5	1	1	9	11.9	
No. 21 Wisconsin	2/10/21	* 33	2	9	.222	0	3	.000	2	4	.500	2	8	10	6.9	2	0	5	3	1	0	6	11.5	
No. 6 Illinois	2/12/21	* 32	2	7	.286	0	3	.000	1	6	.167	2	4	6	6.8	4	0	1	2	2	1	5	11.1	
at Penn State	2/14/21	* 30	3	6	.500	1	2	.500	0	0	.000	0	3	3	6.6	2	0	6	4	0	2	7	10.8	
at Maryland	2/16/21	* 31	3	8	.375	2	5	.400	2	2	1.000	0	4	4	6.4	3	0	3	3	1	1	10	10.8	
at Maryland	2/17/21	* 29	4	10	.400	3	6	.500	0	1	.000	1	6	7	6.5	2	0	4	1	2	0	11	10.8	
Purdue	2/20/21	* 19	1	3	.333	0	1	.000	0	0	.000	1	5	6	6.5	0	0	2	0	1	0	2	10.4	
Penn State	2/23/21	* 13	0	2	.000	0	1	.000	0	0	.000	0	1	1	6.2	0	0	2	3	0	0	0	9.9	
at No. 5 Illinois	2/25/21	* 24	2	6	.333	0	3	.000	2	2	1.000	0	4	4	6.1	4	0	1	3	1	0	6	9.7	
Totals		22	629	73	183	.399	17	67	.254	50	76	.658	23	111	134	6.1	45	1	92	54	22	21	213	9.7

NOTING BANTON

- Talented guard who uses his combination of size, length and athleticism to create matchup problems for opponents, as he has a 6-11 wingspan
- Totaled six points and four assists in 24 minutes at No. 5 Illinois
- Had 11 points, including 3-of-6 from 3-point range, seven rebounds and four assists at Maryland on Feb. 17
- Reached double figures for the first time since Jan. 10 with 10 points, four rebounds and three assists at Maryland on Feb. 16
- Finished with seven points and a game-high six assists in the win over Penn State
- Grabbed 10 rebounds and dished out five assists in the loss to No. 21 Wisconsin
- Tallied nine points, six assists and five rebounds in the loss at Minnesota
- Totaled 10 points, seven assists and six rebounds in the loss to Indiana
- Dished out seven assists and had seven points in 33 minutes against No. 17 Michigan State
- Reached double figures with 17 points, five rebounds and three assists vs. No. 19 Michigan
- Led Nebraska with 15 points, eight rebounds and four assists at No. 9 Wisconsin
- Posted his first career triple-double with 13 points, 11 rebounds and 10 assists in 21 minutes against Doane
- Totaled 12 points - all in the first half - and seven rebounds and a pair of steals against Creighton
- Tallied 17 points, nine boards and six assists in the loss to Georgia Tech
- Nearly posted a triple double against North Dakota State with 12 points, nine rebounds and eight assists
- Led NU with 18 points, five assists and seven boards in the loss to Nevada
- Filled the stat sheet in NU's win over McNeese State, totaling 14 points, six assists, six rebounds, four blocked shots and three steals in just 22 minutes of work
- Transfer from Western Kentucky who sat out the 2019-20 season and has three years of eligibility remaining
- Reclassified to the class of 2018 to play at Western Kentucky, where he averaged 3.4 points, 3.0 rebounds and 2.1 assists per game, posting a trio of double-figure performances
- Made 12 starts, including a 13-rebound, 10-assist, eight-point effort in a win over No. 15 Wisconsin
- Top 100 recruit (Rivals and 247Sports) who played at Redemption (N.Y.) Christian Academy and was named conference MVP in his final year at the school
- Played in the BioSteel All-Canadian Game, finishing with 19 points on 9-of-16 shooting, eight rebounds and three steals
- Wears #45 as a tribute to his Mount Olive neighborhood in Toronto, as the 45 Kipling bus was his transportation to school as a child

MISC. STATS

Category	2020-21	Career
Double-Figure Scoring	12	14
Double-Figure Rebounding	2	3
Double-Figure Assists	1	2
Double-Doubles	1	2
Triple-Doubles	1	1
Led NU in Scoring	2	2
Led NU in Rebounding	9	9
Led NU in Assists	15	15
20+ Point Games	0	0
30+ Point Games	0	0

TOP PERFORMANCES OF 2020-21

Category	No.	Opponent (Date)
Points	18	Nevada (11/26)
	17	Georgia Tech (12/9)
	17	Michigan (12/25)
Rebounds	11	Doane (12/17)
	10	Wisconsin (12/10)
Assists	10	Doane (12/17)
	8	North Dakota State (11/28)
	7	Michigan State (1/2)
	7	Indiana (1/10)
Steals	3	McNeese State (11/25)
	3	South Dakota (12/1)
Blocks	4	McNeese State (11/25)
	3	Doane (12/17)




#33 AKOL AROP | 6-5 | 203 | So. | F | Omaha, Neb.

CAREER STATS

Year	GP	GS	Min	Avg	Total					Rebounds				PF	FO	Ast	TO	Blk	Stl	Pts	Avg				
					FG	FGA	Pct	3FG	3FGA	Pct	FT	FTA	Pct									Off	Def	Tot	Avg
2019-20	21	0	114	5.4	9	16	.563	1	2	.500	3	7	.429	9	19	28	1.3	18	0	1	4	6	6	22	1.0
TOTAL	21	0	114	5.4	9	16	.563	1	2	.500	3	7	.429	9	19	28	1.3	18	0	1	4	6	6	22	1.0

NOTING AROP

- Will miss the entire 2020-21 season following knee surgery in early November.
- Played in 21 games as a true freshman, averaging 1.0 points and 1.3 rebounds per game.
- Came off the bench to grab four rebounds and block a pair of shots in a season-high 23 minutes vs. Indiana in the Big Ten Tournament
- Tied his season high with five points on 2-of-2 shooting, including his first career 3-pointer, at Minnesota
- Established season highs in points (five), rebounds (six) and minutes (20) at No. 25 Michigan
- 2019 Gatorade Player of the Year in Nebraska who averaged 19.4 points, 10.9 rebounds and 2.6 blocks per game as a senior at Omaha Creighton Prep High School
- First-team all-state selection by the Omaha World-Herald and Lincoln Journal Star after recording 19 double-doubles as a senior
- One of nine kids in the family, including older brother, Aguek, who plays basketball at San Diego State



#30 CHRIS MCGRAW | 6-0 | 170 | So. | G | Columbus, Ohio

CAREER STATS

Year	GP	GS	Min	Avg	Total					Rebounds				PF	FO	Ast	TO	Blk	Stl	Pts	Avg				
					FG	FGA	Pct	3FG	3FGA	Pct	FT	FTA	Pct									Off	Def	Tot	Avg
2018-19*	4	0	6	1.5	0	1	.000	0	0	.000	0	0	.000	0	0	0	0.0	0	0	2	0	0	0	0	0.0
All	4	0	6	1.5	0	1	.000	0	0	.000	0	0	.000	0	0	0	0.0	0	0	2	0	0	0	0	0.0

* Statistics from Ohio University

NOTING MCGRAW

- Walk-on who is sitting out this season after transferring from Division III Otterbein University, where he did not play last season because of injury
- Began his collegiate career at Ohio University in 2018-19, playing in four games and recording two assists in six minutes of action
- Was a teammate of Husker junior guard Trey McGowens at Hargrave Military in 2017-18, as the team went 33-4 and was ranked fourth nationally
- Played his high school basketball at Bishop Watterson High School for Coach Vince Lombardo, averaging 7.8 ppg as a senior and played all four years at the school

GAME 1: NEBRASKA 102, MCNEESE STATE 55



Official Basketball Box Score - Final
McNeese at Nebraska
 11/20/20 Pinnacle Bank Arena, Lincoln
 Nebraska vs. McNeese State

Game Time: 11:03 AM
 Game Duration: 1:57

Officials: John Higgins, Louis Garrison, Alfred Smith

McNeese - 55

NO. Name	Min	FG			3P			FT			Rebounds			Fouls			TP	AS	TO	ST	Blocks		+/-
		M-A	M-A	M-A	M-A	M-A	M-A	M-A	M-A	M-A	M-A	M-A	M-A	M-A	M-A	BS					BA		
2 KeyShawn Feazell	F	24:03	1-6	0-1	4-6	2	0	2	1	1	1	1	1	1	0	2	0	0	0	0	0	0	-29
23 Carlos Rosario	F	22:34	5-7	0-0	0-2	2	0	2	1	1	1	1	1	1	0	3	0	1	0	0	0	0	-27
0 Dru Kuxhausen	G	33:27	4-11	3-8	0-1	0	1	1	5	4	11	0	1	0	0	1	0	0	0	0	0	0	-40
3 Collin Warren	G	20:46	1-5	1-2	0-0	2	2	3	0	3	2	7	2	2	0	1	0	0	0	0	0	0	-26
12 A.J. Lawson	G	30:36	2-6	1-3	1-3	1	2	3	3	6	6	1	4	0	0	0	0	0	0	0	0	0	-40
45 Ra'Shawn Langston	G	29:53	4-9	2-5	0-0	1	1	2	3	0	10	3	1	1	0	1	0	0	0	0	0	0	-23
24 Chris Orlina	G	10:31	1-3	0-0	0-0	1	1	2	0	2	0	0	0	0	0	0	0	0	0	0	0	0	-15
15 Zach Scott	F	08:20	0-1	0-1	0-0	1	1	3	0	0	1	0	0	0	0	0	0	0	0	0	0	0	-8
11 Jeremy Harrell	F	21:39	4-7	0-2	1-2	3	4	7	1	1	7	0	2	0	2	0	0	0	0	0	0	0	-20
11 Myles Hutchinson	G	01:22	0-0	0-0	0-0	0	0	0	0	0	0	0	1	0	0	0	0	0	0	0	0	0	-1
5 Evan Palmquist	F	01:02	0-0	0-0	0-0	0	0	0	1	0	0	0	1	0	0	0	0	0	0	0	0	0	-6
Team			3	2	5	0	1	0	0	0	0	2	0	0	0	0	0	0	0	0	0	0	0
Totals			21-55	7-22	6-14	12	23	35	26	15	55	10	27	3	5	4	0	0	0	0	0	0	-47

Shooting By Period

1st FG% 11-25 39.2%
 3PT% 4-9 44.4%
 FT% 2-4 50%

2nd FG% 10-27 37.0%
 3PT% 3-13 23.1%
 FT% 4-10 40%

GM FG% 21-55 38.2%
 3PT% 7-22 31.8%
 FT% 6-14 42.9%

Dead Ball Rebounds: 2-0

Nebraska - 102

NO. Name	Min	FG			3P			FT			Rebounds			Fouls			TP	AS	TO	ST	Blocks		+/-
		M-A	M-A	M-A	M-A	M-A	M-A	M-A	M-A	M-A	M-A	M-A	M-A	M-A	M-A	BS					BA		
11 Lat Mayen	F	23:50	5-11	3-7	0-0	3	3	6	2	2	13	1	1	1	0	0	0	0	0	0	0	0	24
0 Teddy Allen	G	23:35	6-10	1-2	1-3	1	4	5	2	3	14	2	2	3	0	0	0	0	0	0	0	0	30
2 Trey McGowens	G	19:11	5-9	2-2	2-3	1	2	3	3	3	14	3	2	3	0	0	0	0	0	0	0	0	28
34 Thorir Thorbjarnarson	G	25:56	3-9	2-5	0-0	1	1	2	0	1	8	1	1	1	0	1	0	0	0	0	0	0	12
45 Dalano Barton	G	21:39	4-7	0-2	0-8	2	4	6	2	7	14	6	2	3	4	0	0	0	0	0	0	0	-20
10 Kobe Webster	G	23:35	5-7	1-3	0-0	2	2	0	3	13	2	0	0	2	0	0	0	0	0	0	0	0	31
24 Yvan Ouedraogo	G	23:57	3-12	0-0	3-5	3	4	7	2	3	9	0	1	2	0	0	0	0	0	0	0	0	4
4 Shamiel Stevenson	G	22:06	4-4	0-0	5-8	3	6	3	4	14	2	0	2	0	0	0	0	0	0	0	0	0	28
3 Elijah Wood	G	09:01	0-2	0-2	0-0	0	2	2	0	0	0	0	0	0	0	0	0	0	0	0	0	0	0
21 Jace Piatkowski	G	03:58	1-1	1-1	0-0	0	0	0	0	0	3	0	0	0	0	0	0	0	0	0	0	0	8
44 Bret Porter	G	03:12	0-0	0-0	0-0	0	1	1	0	0	0	0	0	0	0	0	0	0	0	0	0	0	4
Team			3	2	5	0	1	0	0	0	0	1	0	0	0	0	0	0	0	0	0	0	0
Totals			36-72	10-24	20-29	17	28	45	15	26	102	19	10	16	4	5	47						

Shooting By Period

1st FG% 19-33 57.6%
 3PT% 7-13 53.8%
 FT% 5-10 50%

2nd FG% 17-39 43.6%
 3PT% 3-11 27.3%
 FT% 15-19 78.9%

GM FG% 36-72 50.0%
 3PT% 10-24 41.7%
 FT% 20-29 69.0%

Dead Ball Rebounds: 5-0

Technical Fouls: NONE

Biggest lead	MSC		Points from Turnovers	MSC		Period by Period Scoring
	1 st	2 nd		1 st	2 nd	
0 (1 st 20:00)	50	2 (2 nd 0:02)	8	43	1st 2nd TOT	
Best Scoring Run	4 (2 nd 4:42)	17 (2 nd 9:01)	Paint	26	50	
Lead Changes	0	0	Second Chance	6	12	
Times Tied	1	0	Fast Breaks	2	29	
Time with Lead	00:00	38:25	Bench	19	39	
			NEB	50	52	
					102	

GAME 2: NEVADA 69, NEBRASKA 66



Official Basketball Box Score - Final
Nevada at Nebraska
 11/20/20 Pinnacle Bank Arena, Lincoln
 Nevada vs. Nebraska

Game Time: 1:03 PM
 Game Duration: 2:09

Officials: John Higgins, Lewis Garrison, Alfred Smith

Nevada - 69

NO. Name	Min	FG			3P			FT			Rebounds			Fouls			TP	AS	TO	ST	Blocks		+/-
		M-A	M-A	M-A	M-A	M-A	M-A	M-A	M-A	M-A	M-A	M-A	M-A	M-A	M-A	BS					BA		
5 Warren Washington	F	14:17	1-1	0-0	0-2	1	3	4	3	2	2	0	2	0	0	0	0	0	0	0	0	0	-15
42 K.J. Hymes	F	17:04	2-3	0-0	4-4	2	6	8	5	3	8	1	5	0	0	0	0	0	0	0	0	0	0
4 Desmond Cambridge	G	34:51	7-17	2-11	2-2	0	5	5	4	2	18	1	3	1	0	0	0	0	0	0	0	0	8
11 Kane Milling	G	15:10	2-3	0-0	0-1	0	3	3	4	3	4	0	0	0	0	0	0	0	0	0	0	0	-2
25 Grant Sheffield	G	35:50	4-13	2-4	9-12	1	4	9	2	0	10	6	6	1	0	0	0	0	0	0	0	0	8
1 Robby Robinson	G	26:07	1-2	0-0	0-0	0	1	2	4	2	2	0	2	0	0	0	0	0	0	0	0	0	12
14 Tre Coleman	G	28:34	2-3	1-2	0-1	1	1	2	4	2	5	1	4	1	1	0	0	0	0	0	0	0	4
15 Zane Meeks	G	15:20	4-6	0-2	0-0	1	4	5	2	1	8	1	1	0	0	0	0	0	0	0	0	0	-2
3 Alem Huseinovic	08:58	1-2	1-2	0-0	1	1	2	1	0	3	0	0	0	0	0	0	0	0	0	0	0	0	4
23 DeAndre Henry	03:49	0-0	0-0	0-0	0	3	3	1	0	0	0	0	0	0	0	0	0	0	0	0	0	0	-2
Team			1	1	2	0	0	0	0	0	0	0	0	0	0	0	0	0	0	0	0	0	0
Totals			24-50	6-21	15-22	10	39	49	27	24	69	12	21	3	1	1	3						

Shooting By Period

1st FG% 14-27 51.9%
 3PT% 3-5 60%
 FT% 3-5 60%

2nd FG% 10-23 43.5%
 3PT% 2-9 22.2%
 FT% 12-17 70.6%

GM FG% 24-50 48.0%
 3PT% 6-21 28.6%
 FT% 15-22 68.2%

Dead Ball Rebounds: 3-0

Nebraska - 66

NO. Name	Min	FG			3P			FT			Rebounds			Fouls			TP	AS	TO	ST	Blocks		+/-
		M-A	M-A	M-A	M-A	M-A	M-A	M-A	M-A	M-A	M-A	M-A	M-A	M-A	M-A	BS					BA		
11 Lat Mayen	F	26:49	2-9	2-9	1-3	0	5	5	4	3	7	1	1	1	0	0	0	0	0	0	0	0	13
0 Teddy Allen	G	28:16	3-11	2-7	9-13	4	2	6	3	7	17	1	0	5	0	1	0	0	0	0	0	0	-9
2 Trey McGowens	G	23:11	0-5	0-3	0-0	1	1	2	4	0	2	2	0	0	0	0	0	0	0	0	0	0	9
34 Thorir Thorbjarnarson	G	28:28	0-4	0-4	0-0	0	4	4	3	0	2	0	0	0	0	0	0	0	0	0	0	0	0
45 Dalano Barton	G	37:07	6-17	3-11	3-4	2	5	7	1	5	18	5	1	1	0	0	0	0	0	0	0	0	-1
4 Shamiel Stevenson	G	21:13	3-5	0-1	3-3	0	3	3	2	9	2	0	2	0	0	0	0	0	0	0	0	0	-10
10 Kobe Webster	19:41	4-10	2-6	3-4	0	0	0	0	2	13	1	2	3	0	0	0	0	0	0	0	0	0	-2
24 Yvan Ouedraogo	15:17	0-1	0-0	2-3	0	0	3	4	3	2	1	1	0	0	0	0	0	0	0	0	0	0	-15
Team			1	0	1	0	0	0	0	0	0	0	0	0	0	0	0	0	0	0	0	0	0
Totals			18-62	9-41	21-30	11	20	31	24	27	66	13	9	12	1	1	3						

GAME 5: GEORGIA TECH 75, NEBRASKA 64

Official Basketball Box Score - Final
Georgia Tech at Nebraska
 12/09/20 Prineas Bank Arena, Lincoln
 Nebraska vs. Georgia Tech

Game Time: 6:16 PM
 Game Duration: 2:08

Officials: D.J. Carstensen, Donnie Epley, Lewis Garrison

NO.	Name	Min	FG		3P		FT		Rebounds		Fouls		TP	AS	TO	ST	Blocks		+/-
			M-A	M-A	M-A	M-A	OR	DR	OR	DR	PF	FF					BS	BA	
4	Jordan Usher	F 15:57	3-7	0-1	0-0	0	3	3	2	0	6	3	0	1	0	0	0	0	-1
5	Moses Wright	F 33:32	5-8	1-1	2-3	4	4	8	3	4	13	4	0	1	2	1	0	0	6
0	Michael Devoe	G 23:19	4-9	2-6	2-2	0	3	3	2	1	12	0	4	1	0	0	0	-2	
3	Bubba Parish	G 37:43	1-9	1-8	4-5	1	3	4	4	3	7	2	0	3	0	0	0	5	
10	Jose Alvarado	G 27:10	7-12	3-5	7-8	0	1	1	4	7	24	3	2	0	0	0	0	16	
1	Kyle Sturdivant	29:43	1-6	0-2	0-2	0	5	5	4	2	2	1	2	0	0	0	0	16	
12	Khalid Moore	32:36	5-7	1-2	0-0	0	3	5	8	0	1	1	0	0	2	0	0	15	
Team						0		2		2		0		1					
Totals		26:58		8:25		15:20		8		26		34		19		18		75	

Shooting By Period			
1st FG%	13-32	40.6%	
3PT%	3-14	21.4%	
FT%	3-4	75%	
2nd FG%	13-26	50.0%	
3PT%	5-11	45.5%	
FT%	12-16	75%	
GM FG%	26-58	44.8%	
3PT%	8-25	32.0%	
FT%	15-20	75.0%	

Dead Ball Rebounds: 2, 0

Technical Fouls: NONE																			
NEBRASKA - 64																			
Record: 3-2																			
NO.	Name	Min	FG		3P		FT		Rebounds		Fouls		TP	AS	TO	ST	Blocks		+/-
			M-A	M-A	M-A	M-A	OR	DR	OR	DR	PF	FF					BS	BA	
11	Lat Mayen	F 26:15	2-5	1-3	2-2	1	3	4	4	2	7	0	2	0	0	1	0	0	-12
0	Teddy Allen	G 27:38	4-16	0-5	2-2	3	0	3	4	10	1	2	1	1	1	1	1	1	
2	Trey McGowens	G 31:19	2-9	0-3	2-6	1	8	9	5	9	6	1	3	0	0	0	0	-10	
34	Thorir Thorbjarnarson	G 25:39	1-4	0-1	0-0	4	3	7	1	0	2	5	1	1	0	0	0	-3	
45	Dalano Banton	G 35:50	6-15	1-4	4-5	2	7	9	3	4	17	6	5	1	0	0	0	-12	
10	Kobe Webster	27:22	7-9	6-7	0-0	0	2	2	4	0	20	1	2	0	0	0	0	-21	
24	Yvan Ouedraogo	10:40	0-1	0-0	0-0	1	0	1	0	0	0	0	0	0	0	0	0	5	
4	Shamiel Stevenson	15:17	1-2	0-0	0-0	1	2	3	1	0	2	0	1	0	0	0	0	-3	
Team						2		2		4		0		0					
Totals		23:61		8:23		10:15		27		42		19		64		14		64	

Shooting By Period			
1st FG%	10-29	34.5%	
3PT%	5-14	35.7%	
FT%	5-5	100%	
2nd FG%	13-32	40.6%	
3PT%	3-9	33.3%	
FT%	5-10	50%	
GM FG%	23-61	37.7%	
3PT%	8-25	34.8%	
FT%	10-15	66.7%	

Dead Ball Rebounds: 2, 0

GEO		NEB		Points from		Period by Period Scoring	
1st	2nd	1st	2nd	1st	2nd	TOT	TOT
13 (2nd 0:59)	6 (2nd 15:21)	15	6	32	43	75	
8 (2nd 3:29)	8 (2nd 19:46)	26	28	30	34	64	
3	7	12	17	44	34	78	
7	6	7	6	13	22	35	
15:29	17:55	13	22				

GAME 6: NO. 8 CREIGHTON 98, NEBRASKA 74

Official Basketball Box Score - Final
Nebraska at #8 Creighton
 12/11/20 OH Health Center Omaha, Omaha, Neb.
 2020-21 Men's Basketball

Game Time: 6:00 PM
 Game Duration: 2:01
 Attendance: 254

Officials: Lamar Simpson, Brian Dorsey, Keith Kirtas

NO.	Name	Min	FG		3P		FT		Rebounds		Fouls		TP	AS	TO	ST	Blocks		+/-
			M-A	M-A	M-A	M-A	OR	DR	OR	DR	PF	FF					BS	BA	
11	Lat Mayen	F 18:20	0-1	0-1	2-2	0	4	4	3	2	1	3	0	0	1	0	0	-4	
0	Teddy Allen	F 30:31	10-20	3-6	3-4	5	4	9	2	3	26	2	4	2	0	0	0	14	
2	Trey McGowens	G 27:59	5-7	3-3	2-5	0	2	2	4	15	0	4	1	0	1	0	0	-29	
34	Thorir Thorbjarnarson	G 33:37	3-5	2-3	0-0	0	6	6	1	1	8	3	4	0	0	0	0	-17	
45	Dalano Banton	G 27:13	3-6	2-4	4-6	1	6	7	1	3	12	1	3	2	0	0	0	-11	
24	Yvan Ouedraogo	18:50	1-3	0-0	2-2	2	2	4	3	2	4	2	1	0	2	1	0	-11	
4	Shamiel Stevenson	16:37	1-6	0-3	0-0	1	2	3	2	1	2	1	2	0	0	0	0	-23	
10	Kobe Webster	23:44	2-8	1-5	0-2	0	1	1	0	2	5	2	2	0	1	1	1	-8	
3	Elijah Wood	01:43	0-1	0-1	0-0	0	0	0	0	0	0	0	0	0	0	0	0	-1	
21	Jace Piatkowski	01:43	0-0	0-0	0-0	0	0	0	0	0	0	0	0	0	0	0	0	-1	
44	Bret Porter	01:43	0-0	0-0	0-0	0	0	0	0	0	0	0	0	0	0	0	0	-1	
Team						2		3		0		0		0					
Totals		25:57		11:26		13:22		11		28		39		15		19		74	

Shooting By Period			
1st FG%	12-25	48.0%	
3PT%	5-13	38.5%	
FT%	11-17	64.7%	
2nd FG%	13-26	50.0%	
3PT%	6-13	46.2%	
FT%	2-5	40%	
GM FG%	25-57	43.9%	
3PT%	11-30	42.3%	
FT%	13-22	59.1%	

Dead Ball Rebounds: 4, 0

Technical Fouls: NONE																			
#8 CREIGHTON - 98																			
Record: 4-1																			
NO.	Name	Min	FG		3P		FT		Rebounds		Fouls		TP	AS	TO	ST	Blocks		+/-
			M-A	M-A	M-A	M-A	OR	DR	OR	DR	PF	FF					BS	BA	
13	Christian Bishop	F 13:29	5-5	0-0	0-2	1	2	3	4	2	10	1	2	3	0	0	0	0	4
23	Damien Jefferson	F 30:03	5-9	1-4	0-1	1	3	4	2	2	11	5	3	1	1	0	0	0	26
11	Marcus Zegarowski	G 33:10	6-13	5-7	5-5	0	3	3	5	22	5	4	4	0	1	0	0	12	
24	Mitch Balko	G 32:47	2-5	2-5	0-0	0	2	2	2	0	6	4	0	1	0	0	0	23	
34	Denzel Mahoney	G 27:40	7-18	4-10	2-2	1	3	4	2	2	20	4	2	1	0	0	0	25	
32	Ryan Kalkreuner	18:32	6-9	0-0	1-3	5	8	2	3	13	0	1	0	1	0	0	0	6	
0	Antwan Jones	18:17	3-6	1-2	0-0	0	4	4	1	0	7	2	1	1	0	0	0	7	
4	Shereef Mitchell	13:14	3-5	1-1	0-0	0	0	0	0	2	1	2	0	1	0	0	0	13	
41	Jacob Epperson	03:45	0-0	0-0	0-0	0	1	1	0	0	0	0	0	0	0	0	0	0	
10	Jett Canfield	02:50	1-1	0-0	0-0	0	0	0	0	0	2	1	0	0	0	0	0	0	
20	Nic Zell	02:50	0-0	0-0	0-0	0	0	0	0	0	0	0	0	0	0	0	0	0	
14	Sam Osmani	01:43	0-0	0-0	0-0	0	0	0	0	0	0	0	0	0	0	0	0	0	
22	Devin Davis	01:43	0-2	0-1	0-0	0	0	0	0	0	0	0	0	0	0	0	0	0	
Team						2		7		0		0		0					
Totals		38:73		14-30		8-13		10		26		36		19		15		98	

Shooting By Period			
1st FG%	15-35	42.9%	
3PT%	7-16	43.8%	
FT%	7-11	63.6%	
2nd FG%	23-38	60.5%	
3PT%	7-14	50.0%	
FT%	1-2	50%	
GM FG%	38-73	52.1%	
3PT%	14-30	46.7%	
FT%	8-13	61.5%	

Dead Ball Rebounds: 2, 0

NEB		CREIG		Points from		Period by Period Scoring	
1st	2nd	1st	2nd	1st	2nd	TOT	TOT
3 (1st 3:41)	27 (2nd 6:42)	13	38	40	34	74	
7 (1st 13:14)	15 (2nd 9:23)	26	40	44	54	98	
6	9	12	12	24	24	48	
5	9	18	18	33	36	69	
01:48	34:49	11	29				

GAME 7: NEBRASKA 110, DOANE 64

Official Basketball Box Score - Final
Doane at Nebraska
 12/17/20 Prineas Bank Arena, Lincoln
 Nebraska vs. Doane

Game Time: 6:01 PM
 Game Duration: 1:47

Officials: Rob Kueneman, Chad Barlow, Chris Pascal



NO.	Name	Min	FG		3P		FT		Rebounds		Fouls		TP	AS	TO	ST	Blocks		+/-
			M-A	M-A	M-A	M-A	OR	DR	OR	DR	PF	FF					BS	BA	
4	Alec Oberhauser	F 22:40	1-6	1															

GAME 9: NO. 19 MICHIGAN 80, NEBRASKA 69



Official Basketball Box Score - Final
Michigan at Nebraska
12/25/20 Pinnacle Bank Arena, Lincoln
Nebraska vs. Michigan

Game Time: 5:01 PM
Game Duration: 1:54

Officials: John Higgins, Kelly Pfeifer, Brooke Wells

Michigan - 80

Record: 7-0 (2-0)

NO. Name	Min	FG	3P	FT	Rebounds	Fouls	TP	AS	TO	ST	Blocks	+/-					
		M-A	M-A	M-A	OR DR TOT	PF					BS BA						
2 Isaiah Livers	F	36:46	6-12	3-8	2-2	1	4	5	3	3	17	4	1	1	0	0	13
1 Hunter Dickinson	C	32:26	5-7	0-0	3-5	3	12	15	2	6	13	0	5	0	2	1	6
12 Mike Smith	G	32:54	3-6	2-3	2-2	0	5	5	3	3	10	6	4	0	0	0	2
21 Franz Wagner	G	34:59	9-16	2-7	0-1	1	8	9	2	3	20	2	2	0	0	0	14
55 Eli Brooks	G	31:56	2-7	1-5	2-2	0	0	0	3	2	7	4	1	3	0	1	14
15 Chaundee Brown		16:12	5-8	1-3	2-2	2	3	5	2	1	13	0	1	0	0	0	6
5 Terrance Williams II		08:04	0-3	0-1	0-0	0	1	1	1	0	0	0	1	2	0	1	-3
23 Brandon Johns Jr.		06:43	0-0	0-0	0-0	0	0	0	0	0	0	0	0	0	0	0	3
Team																	
Totals		30:59	9-27	11-14	8	35	43	16	18	15	6	2	3	11			

Technical Fouls: Brown 1st 8:13

Shooting By Period

1 st FG%	15-33	45.5%
3PT%	4-17	23.5%
FT%	2-5	40%
2 nd FG%	15-26	57.7%
3PT%	5-10	50.0%
FT%	9-9	100%
GM FG%	30-59	50.8%
3PT%	9-27	33.3%
FT%	11-14	78.6%

Dead Ball Rebounds: 1, 0

Nebraska - 69

Record: 4-5 (0-2)

NO. Name	Min	FG	3P	FT	Rebounds	Fouls	TP	AS	TO	ST	Blocks	+/-					
		M-A	M-A	M-A	OR DR TOT	PF					BS BA						
11 Lat Mayen	F	21:12	1-4	0-2	0	3	3	4	0	2	0	2	1	2	0	-7	
24 Yvan Ouedraogo	F	28:07	3-4	0-0	0-3	3	3	6	4	3	16	1	0	0	1	1	-4
0 Teddy Allen	G	33:53	9-22	3-10	4-5	1	5	6	4	25	0	2	0	0	0	0	11
2 Trey McGowens	G	28:03	4-11	2-2	5-6	0	4	4	3	3	15	1	0	3	0	1	-12
45 Dalano Barton	G	35:15	7-16	1-2	2-4	1	4	5	2	17	3	2	2	0	0	0	-7
34 Thorir Thorbjarnarson		18:14	0-0	0-0	1	1	2	3	0	0	0	0	0	0	0	0	-5
14 Trevor Lakes		12:29	1-3	1-3	0	0	1	1	0	1	3	0	0	0	0	0	4
35 Eduardo Andre		04:45	0-1	0-0	1-2	0	1	1	0	2	1	0	1	0	0	0	-5
10 Kobe Webster		12:35	0-3	0-1	0-0	0	0	0	1	0	0	1	1	0	0	0	-8
4 Shamiel Stevenson		04:27	0-0	0-0	0-0	0	1	1	1	0	0	0	0	0	0	0	0
Team																	
Totals		25:64	7-20	12-20	8	23	31	19	15	69	8	8	6	3	2	-11	

Technical Fouls: Allen 1st 8:13

Shooting By Period

1 st FG%	14-32	43.8%
3PT%	2-10	20.0%
FT%	4-7	57.1%
2 nd FG%	11-32	34.4%
3PT%	5-10	50.0%
FT%	8-13	61.5%
GM FG%	25-64	39.1%
3PT%	7-20	35.0%
FT%	12-20	60.0%

Dead Ball Rebounds: 4, 0

Biggest lead

MIC	13 (2 nd 11:47)
NEB	4 (1 st 15:34)

Best Scoring Run

MIC	10 (2 nd 14:39)
NEB	7 (1 st 2:40)

Lead Changes

MIC	6
NEB	1

Times Tied

MIC	9
NEB	0

Time with Lead

MIC	24:23
NEB	08:59

Points from

MIC	NEB
Turnovers	12 10
Paint	42 30
Second Chance	11 6
Fast Breaks	10 8
Bench	13 4

Period by Period Scoring

MIC	36	44	80
NEB	34	35	69

GAME 10: NO. 25 OHIO STATE 90, NEBRASKA 56



Official Basketball Box Score - Final
Nebraska at Ohio State
12/30/20 Value City Arena, Columbus, OH
2020/21 Mens Basketball

Game Time: 6:30 PM
Game Duration: 1:55

Officials: Bo Borski, Keith Finkbe, Donnie Epley

Nebraska - 54

Record: 4-6 (0-3)

NO. Name	Min	FG	3P	FT	Rebounds	Fouls	TP	AS	TO	ST	Blocks	+/-					
		M-A	M-A	M-A	OR DR TOT	PF					BS BA						
11 Lat Mayen	F	21:08	2-8	1-6	2-2	1	1	2	1	1	7	0	0	0	0	-21	
24 Yvan Ouedraogo	F	21:08	1-3	0-0	2-4	3	2	5	1	4	4	0	1	0	1	2	-16
0 Teddy Allen	G	21:40	3-9	2-5	5-6	0	3	3	4	3	13	2	0	0	1	-14	
2 Trey McGowens	G	25:32	2-5	1-2	1-2	1	0	1	1	6	6	0	3	1	0	1	-25
45 Dalano Barton	G	26:37	3-11	0-4	0-0	1	7	8	1	0	6	0	2	1	1	1	-26
35 Eduardo Andre		07:16	1-1	0-0	1-1	1	1	2	4	1	3	0	1	0	0	0	-1
10 Kobe Webster		20:39	1-8	0-5	0-0	0	2	2	2	0	2	1	1	0	0	0	-32
34 Thorir Thorbjarnarson		23:33	1-3	0-2	0	0	5	5	4	0	2	0	2	2	0	0	-18
4 Shamiel Stevenson		14:22	1-5	0-3	4-6	0	0	0	1	3	6	0	2	0	1	0	-20
14 Trevor Lakes		13:52	2-5	1-4	0-0	1	1	2	1	0	5	0	0	1	0	0	-9
3 Elijah Wood		04:13	0-2	0-2	0-0	0	0	0	0	0	0	0	0	1	0	0	2
Team																	
Totals		17:60	5-33	15-21	13	22	35	20	18	54	3	15	6	3	5	-36	

Technical Fouls: NONE

Ohio State - 90

Record: 8-2 (2-2)

NO. Name	Min	FG	3P	FT	Rebounds	Fouls	TP	AS	TO	ST	Blocks	+/-						
		M-A	M-A	M-A	OR DR TOT	PF					BS BA							
14 Justice Sueing	F	23:11	5-8	1-4	1-1	2	4	6	3	2	12	2	0	1	0	0	-22	
25 Kyle Young	F	19:50	3-4	0-0	0-0	0-1	0	4	4	2	4	6	2	1	0	0	0	24
2 E.J. Liddell	F	19:34	3-5	1-1	1-2	1	3	4	2	5	8	2	2	1	2	0	0	20
4 Duane Washington Jr.	G	22:49	5-11	3-7	0-0	0	2	2	2	0	13	3	2	0	0	1	19	
13 C.J. Walker	G	21:36	1-5	0-1	2-2	0	2	2	1	1	4	3	0	0	0	1	22	
1 Jimmy Sotos		13:46	0-2	0-2	2-2	1	2	3	0	1	2	1	0	0	0	0	11	
23 Zed Key		13:42	5-5	0-0	4-6	1	3	4	2	4	14	1	0	1	0	1	0	
3 Eugene Brown III		21:33	0-5	0-3	0-0	2	4	6	1	0	0	0	0	0	2	0	13	
10 Justin Ahrens		19:54	6-10	6-9	0-0	0	2	2	0	0	18	0	1	1	0	0	27	
31 Seth Towns		14:58	2-5	1-4	6-6	0	2	2	3	3	11	3	1	0	0	0	13	
42 Harrison Hooklin		05:16	1-2	0-1	0-0	1	2	3	2	0	2	1	0	0	0	0	-3	
40 Jansen Davidson Jr.		03:51	0-1	0-0	0-0	0	1	1	0	0	0	0	0	0	1	0	1	-22
Team																		
Totals		31-63	12-32	16-20	11	34	45	18	20	90	18	10	3	5	3	-36		

Technical Fouls: NONE

Biggest lead

NEB	2 (1 st 18:16)
OSU	41 (2 nd 9:44)

Best Scoring Run

NEB	6 (2 nd 6:55)
OSU	15 (1 st 7:27)

Lead Changes

NEB	4
OSU	1

Times Tied

NEB	5
OSU	0

Time with Lead

NEB	02:23
OSU	32:28

Points from

NEB	OSU
Turnovers	2 21
Paint	22 30
Second Chance	14 15
Fast Breaks	0 11
Bench	18 47

Period by Period Scoring

NEB	21	33	54
OSU	38	52	90

GAME 11: NO. 17 MICHIGAN STATE 84, NEBRASKA 77



Official Basketball Box Score - Final
Michigan St. at Nebraska
01/02/21 Pinnacle Bank Arena, Lincoln
Nebraska vs. Michigan State

Game Time: 7:07 PM
Game Duration: 2:12

Officials: DJ Garstensen, Rb Keneman, Edwin Young

Michigan St. - 84

Record: 7-3 (1-3)

NO. Name	Min	FG	3P	FT	Rebounds	Fouls	TP	AS	TO	ST	Blocks	+/-					
		M-A	M-A	M-A	OR DR TOT	PF					BS BA						
0 Aaron Henry	F	32:34	10-16	3-5	4-5	2	2	4	1	5	27	1	2	1	1	0	4
15 Thomas Kithier	F	22:46	3-3	0-0	1-2	3	1	4	1	4	1	7	1	1	0	0	8
20 Joey Hauser	F	20:33	1-4	0-2	3-4	0	6	6	2	4	5	1	3	0	0	0	4
1 Joshua Langford	G	29:25	5-12	1-5	4-4	1	0	1	2	4	15	2	0	2	0	1	0
11 A.J. Hoggard	G	23:16	2-3	0-0	1-1	0	3	3	2	1	4	5	1	0	2	0	8
3 Foster Loyer		11:10	1-4	0-3	1-2	0	1	1	1	1	3	2	1	0	0	0	2
25 Malik Hall		19:39	0-0	0-0	3-4	5	8	2	3	3	0	0	0	0	0	0	0
34 Julius Marble		01:25	0-0	0-0	1-2	0	0	0	0	2	1	1	0	1	0	0	1
4 Gabe Brown		15:38	4-6	2-4	0-0	0	1	1	1	0	1	0	0	2	2	0	3
2 Rocket Watts		14:55	3-8	1-4	2-2	0	0	0	3	1	9	0	0	0</			

GAME 13: MICHIGAN STATE 66, NEBRASKA 56

Official Basketball Box Score - Final
Nebraska at Michigan St.
02/05/21 Breslin Events Center, East Lansing
2020-21 Men's Basketball

Game Time: 6:30 PM
Game Duration: 2:10

Officials: D.J. Christensen, Rob Fley, Edwin Young

Nebraska - 56

Record: 4-9 (0-6)

Table with columns: NO., Name, Min, FG, M-A, 3P, M-A, FT, Rebounds, Fouls, TP, AS, TO, ST, Blocks, +/-

Shooting By Period
1st FG% 7-28 25.0%
3PT% 1-9 11.1%
FT% 7-14 50%

Michigan St. - 66

Record: 9-7 (3-7)

Table with columns: NO., Name, Min, FG, M-A, 3P, M-A, FT, Rebounds, Fouls, TP, AS, TO, ST, Blocks, +/-

Shooting By Period
1st FG% 13-29 44.8%
3PT% 3-13 23.1%
FT% 5-5 100%

Summary table with columns: NEB, MSU, Points from Turnovers, Best Scoring Run, Lead Changes, Times Tied, Time with Lead

Summary table with columns: NEB, MSU, Points from Turnovers, Best Scoring Run, Lead Changes, Times Tied, Time with Lead

GAME 14: MINNESOTA 79, NEBRASKA 61

Official Basketball Box Score - Final
Nebraska at Minnesota
02/06/21 Williams Arena, Minneapolis
2020-21 Men's Basketball

Game Time: 7:00 PM
Game Duration: 2:09
Attendance: 29

Officials: Courtney Green, Rob Kuennen, Steve Munkinski

Nebraska - 61

Record: 4-10 (0-7)

Table with columns: NO., Name, Min, FG, M-A, 3P, M-A, FT, Rebounds, Fouls, TP, AS, TO, ST, Blocks, +/-

Shooting By Period
1st FG% 11-33 33.3%
3PT% 0-8 0.0%
FT% 8-12 66.7%

Minnesota - 79

Record: 12-7 (5-7)

Table with columns: NO., Name, Min, FG, M-A, 3P, M-A, FT, Rebounds, Fouls, TP, AS, TO, ST, Blocks, +/-

Shooting By Period
1st FG% 17-39 43.6%
3PT% 5-18 27.8%
FT% 6-8 75%

Summary table with columns: NEB, MINN, Points from Turnovers, Best Scoring Run, Lead Changes, Times Tied, Time with Lead

Summary table with columns: NEB, MINN, Points from Turnovers, Best Scoring Run, Lead Changes, Times Tied, Time with Lead

GAME 15: NO. 21 WISCONSIN 61, NEBRASKA 48

Official Basketball Box Score - Final
Wisconsin at Nebraska
02/10/21 Pinnacle Bank Arena, Lincoln
2020-21 Men's Basketball

Game Time: 8:40 PM
Game Duration: 1:58

Officials: Kelly Peffer, Lewis Garrison, Brian McHugh

Wisconsin - 61

Record: 15-6 (9-5)

Table with columns: NO., Name, Min, FG, M-A, 3P, M-A, FT, Rebounds, Fouls, TP, AS, TO, ST, Blocks, +/-

Shooting By Period
1st FG% 10-33 30.3%
3PT% 5-19 26.3%
FT% 5-6 83.3%

Nebraska - 48

Record: 4-11 (0-8)

Table with columns: NO., Name, Min, FG, M-A, 3P, M-A, FT, Rebounds, Fouls, TP, AS, TO, ST, Blocks, +/-

Shooting By Period
1st FG% 10-23 43.5%
3PT% 4-8 50.0%
FT% 3-4 75%

Summary table with columns: WS, NEB, Points from Turnovers, Best Scoring Run, Lead Changes, Times Tied, Time with Lead

Summary table with columns: WS, NEB, Points from Turnovers, Best Scoring Run, Lead Changes, Times Tied, Time with Lead

GAME 16: NO. 6 ILLINOIS 77, NEBRASKA 72 (OT)

Official Basketball Box Score - Final
Illinois at Nebraska
02/12/21 Pinnacle Bank Arena, Lincoln
2020-21 Men's Basketball

Game Time: 8:07 PM
Game Duration: 2:27

Officials: Scrimto Larry, Higgins John, Wells Brooks

Illinois - 77

Record: 14-5 (10-3)

Table with columns: NO., Name, Min, FG, M-A, 3P, M-A, FT, Rebounds, Fouls, TP, AS, TO, ST, Blocks, +/-

Shooting By Period
1st FG% 13-28 46.4%
3PT% 4-11 36.4%
FT% 3-5 60%

Nebraska - 72

Record: 4-12 (0-9)

Table with columns: NO., Name, Min, FG, M-A, 3P, M-A, FT, Rebounds, Fouls, TP, AS, TO, ST, Blocks, +/-

Shooting By Period
1st FG% 13-29 44.8%
3PT% 3-8 37.5%
FT% 5-5 100%

Summary table with columns: ILL, NEB, Points from Turnovers, Best Scoring Run, Lead Changes, Times Tied, Time with Lead

Summary table with columns: ILL, NEB, Points from Turnovers, Best Scoring Run, Lead Changes, Times Tied, Time with Lead

GAME 17: NEBRASKA 62, PENN STATE 61

Official Basketball Box Score - Final
Nebraska at Penn State
 02/16/21 Bryan Jordan Center, University Park, Pa.
 2020-21 Men's Basketball

Game Time: 3:00 PM
 Game Duration: 1:53
 Attendance: 245

Officials: C.L. Christensen, Rob Riley, Brandon Cruz

Nebraska - 62

Record: 5-12 (1-9)

NO. Name	Min	FG	3P	FT	Rebounds	Fouls	TP	AS	TO	ST	Blocks	+/-		
		M-A	M-A	M-A	OR DR TOT	PF					BS BA			
11 Lat Mayen	F 28:03	1-4	0-2	0-0	0	3	2	3	1	0	2	0	1	
13 Derrick Walker	F 25:46	4-6	0-0	0-1	1	3	4	2	1	1	1	0	1	
0 Teddy Allen	G 33:27	6-11	2-4	0-0	6	6	1	0	14	3	2	0	0	
2 Trey McGowens	G 23:07	4-9	1-3	1-1	0	2	2	1	3	10	4	3	1	
45 Dalano Banton	G 30:12	3-6	1-2	0-0	3	3	2	0	7	6	4	2	0	
35 Eduardo Andre	06:48	1-2	0-0	0	3	3	3	0	2	1	0	0	0	
10 Kobe Webster	28:59	5-12	3-8	0-0	0	4	4	1	2	13	0	2	0	
4 Shamiel Stevenson	08:02	1-1	0-0	0	2	2	1	0	2	0	2	1	1	
34 Thorir Thorbjarnarson	08:12	0-1	0-0	0	1	2	0	1	0	1	0	0	0	
24 Yvan Ouedraogo	07:24	2-4	0-0	0-1	1	2	2	4	0	0	0	1	1	
Team					2	2	4		0	0				
Totals		27-56	7-19	1-3	5	30	35	12	9	62	19	16	7	6

Shooting By Period

1st FG% 15-30 50.0%
 3PT% 5-13 38.5%
 FT% 0-1 0%

2nd FG% 12-26 46.2%
 3PT% 2-6 33.3%
 FT% 1-2 50%

GM FG% 27-56 48.2%
 3PT% 7-19 36.8%
 FT% 1-3 33.3%

Dead Ball Rebounds: 0

Technical Fouls: NONE

Penn State - 61

Record: 7-10 (4-9)

NO. Name	Min	FG	3P	FT	Rebounds	Fouls	TP	AS	TO	ST	Blocks	+/-	
		M-A	M-A	M-A	OR DR TOT	PF					BS BA		
21 John Harrar	F 28:29	1-5	0-0	4-4	6	5	11	2	5	6	1	2	2
0 Myron Jones	G 29:33	7-20	3-8	1-3	1	3	4	1	2	18	2	1	0
2 Miles Dread	G 31:20	4-10	4-9	2-2	1	1	2	0	2	14	0	1	0
5 Jamarl Wheeler	G 33:16	1-7	0-5	0-0	1	8	9	4	1	2	2	0	3
12 Isaiah Brockington	G 30:48	4-9	0-2	3-3	1	2	3	1	2	11	2	4	0
1 Seth Lundy	17:52	3-9	2-6	0-0	0	1	1	0	8	2	1	1	1
3 Sam Semmons	17:11	1-3	0-1	0-0	0	1	1	0	2	3	1	0	0
15 Trent Buttrick	11:31	0-2	0-0	0-0	1	1	2	0	0	1	1	1	0
Team					2	4	6		0	0			
Totals		21-65	9-31	10-12	13	26	39	9	12	61	13	12	7

Shooting By Period

1st FG% 13-33 39.4%
 3PT% 7-20 35.0%
 FT% 2-4 50%

2nd FG% 8-23 25.0%
 3PT% 2-11 18.2%
 FT% 8-8 100%

GM FG% 21-65 32.3%
 3PT% 9-31 29.0%
 FT% 10-12 83.3%

Dead Ball Rebounds: 3

Technical Fouls: NONE

	NEB	PSU
Biggest lead	11 (2nd 8:43)	8 (1st 10:52)
Best Scoring Run	7 (1st 1:23)	12 (2nd 1:58)
Lead Changes	3	4
Times Tied	4	3
Time with Lead	19:42	17:45

Points from	NEB	PSU
Turnovers	10	15
Paint	34	16
Second Chance	2	10
Fast Breaks	8	10
Bench	21	10

Period by Period Scoring	1st	2nd	TOT
NEB	35	27	62
PSU	35	26	61

GAME 18: MARYLAND 64, NEBRASKA 50

Official Basketball Box Score - Final
Nebraska at Maryland
 02/16/21 XFINITY Center, College Park
 2020-21 Men's Basketball

Game Time: 7:00 PM
 Game Duration: 1:59

Officials: Earl Watson, Brian Dorsey, Steve Horack

Nebraska - 50

Record: 5-13 (1-10)

NO. Name	Min	FG	3P	FT	Rebounds	Fouls	TP	AS	TO	ST	Blocks	+/-	
		M-A	M-A	M-A	OR DR TOT	PF					BS BA		
11 Lat Mayen	F 28:25	2-7	2-5	0-0	0	3	3	3	0	6	1	1	1
13 Derrick Walker	F 07:59	1-2	0-1	0-0	0	3	3	0	0	2	1	1	0
0 Teddy Allen	G 34:58	7-15	2-6	2-4	0	5	5	1	6	18	1	1	0
2 Trey McGowens	G 27:32	2-8	1-5	0-0	0	0	0	2	0	5	0	3	1
45 Dalano Banton	G 30:52	3-8	2-5	2-2	0	4	4	3	1	0	3	1	1
10 Kobe Webster	21:46	1-3	1-2	0-0	1	1	1	1	0	3	1	0	0
35 Eduardo Andre	10:02	0-1	0-0	0-2	1	3	4	1	1	0	0	2	0
4 Shamiel Stevenson	14:55	2-6	0-1	1-2	1	2	3	3	3	5	0	1	0
34 Thorir Thorbjarnarson	14:51	0-3	0-2	0-0	2	2	2	0	2	0	1	0	0
24 Yvan Ouedraogo	03:13	0-0	0-0	0-0	0	0	0	0	0	0	0	0	0
14 Trevor Lakes	02:15	0-1	0-1	0-0	1	1	1	0	0	0	0	0	0
3 Elijah Wood	01:04	0-0	0-0	0-0	0	0	0	0	0	0	0	0	0
21 Jace Platkowski	01:04	0-0	0-0	1-2	0	0	0	0	1	1	0	0	0
44 Bret Porter	01:04	0-0	0-0	0-0	0	0	0	0	0	0	0	0	0
Team					1	2	0		0	0			
Totals		18-54	8-28	6-12	3	25	28	16	13	50	8	11	13

Shooting By Period

1st FG% 10-26 38.5%
 3PT% 6-14 42.9%
 FT% 2-4 50%

2nd FG% 8-28 28.6%
 3PT% 2-14 14.3%
 FT% 4-8 50%

GM FG% 18-54 33.3%
 3PT% 8-28 28.6%
 FT% 6-12 50.0%

Dead Ball Rebounds: 2

Technical Fouls: NONE

Maryland - 64

Record: 12-10 (6-9)

NO. Name	Min	FG	3P	FT	Rebounds	Fouls	TP	AS	TO	ST	Blocks	+/-	
		M-A	M-A	M-A	OR DR TOT	PF					BS BA		
24 Donta Scott	F 31:37	3-5	2-3	1-2	0	8	9	0	2	9	0	3	0
2 Aaron Wiggins	G 34:00	8-15	1-6	4-4	1	10	11	3	4	21	0	4	1
5 Eric Ayala	G 34:07	5-13	2-10	2-2	0	3	3	2	2	14	2	4	1
11 Darryl Morsell	G 32:54	1-5	1-3	2-2	1	5	6	2	1	5	2	2	1
13 Hakim Hart	G 21:16	0-5	0-2	0-0	1	3	4	0	1	0	3	1	0
12 Reese Mona	05:20	0-0	0-0	0-0	1	0	1	3	0	0	1	1	0
25 Jarius Hamilton	27:05	6-7	3-4	0-0	1	4	5	3	3	15	1	1	0
30 Galin Smith	10:29	0-2	0-0	0-0	1	2	3	0	3	0	0	1	0
0 Marcus Dockery	01:04	0-0	0-0	0-0	0	0	0	0	0	0	0	0	0
15 Chol Martial	01:04	0-0	0-0	0-0	0	0	0	0	0	0	0	0	0
23 Aquan Smart	01:04	0-1	0-1	0-0	0	1	1	0	0	0	0	0	0
Team					0	1	1		0	0			
Totals		23-53	9-29	9-10	6	37	43	13	16	64	9	17	5

Shooting By Period

1st FG% 11-27 40.7%
 3PT% 7-17 41.2%
 FT% 3-3 100%

2nd FG% 12-26 46.2%
 3PT% 2-12 16.7%
 FT% 6-7 85.7%

GM FG% 23-53 43.4%
 3PT% 9-29 31.0%
 FT% 9-10 90.0%

Dead Ball Rebounds: 0

Technical Fouls: NONE

	NEB	UMD
Biggest lead	5 (1st 7:30)	15 (2nd 1:48)
Best Scoring Run	6 (1st 13:43)	9 (1st 5:05)
Lead Changes	8	2
Times Tied	6	8
Time with Lead	07:53	27:57

Points from	NEB	UMD
Turnovers	4	11
Paint	14	24
Second Chance	2	8
Fast Breaks	2	8
Bench	9	15

Period by Period Scoring	1st	2nd	TOT
NEB	28	22	50
UMD	32	32	64

GAME 19: MARYLAND 79, NEBRASKA 71



Official Basketball Box Score - Final
Nebraska at Maryland
 02/16/21 XFINITY Center, College Park
 2020-21 Men's Basketball

Game Time: 7:00 PM
 Game Duration: 2:08

Officials: Bill Elv, Steve McClurkins, Courtney Green

Nebraska - 71

Record: 5-14 (1-11)

NO. Name	Min	FG	3P	FT	Rebounds	Fouls	TP	AS	TO	ST	Blocks	+/-	
		M-A	M-A	M-A	OR DR TOT	PF					BS BA		
11 Lat Mayen	F 33:33	4-8	2-3	3-3	0	6	6	3	1	13	0	2	0
13 Derrick Walker	F 13:05	1-1	0-0	0-0	0	0	0	4	0	2	1	1	0
0 Teddy Allen	G 32:24	8-14	4-7	5-5	1	4	5	1	4	25	3	3	0
2 Trey McGowens	G 22:30	0-5	0-2	0-0	0	5	5	3	0	2	3	0	0
45 Dalano Banton	G 28:33	4-10	3-6	0-1	1	6	7	2	2	11	4	1	0
35 Eduardo Andre	07:04	0-2	0-0	0-0	1	1	1	0	0	0	0	0	0
4 Shamiel Stevenson	15:26	3-5	1-2	2-3	0	2	2	0	2	9	0	1	0
10 Kobe Webster	22:38	3-7	2-5	0-0	0	2	2	1	0	8	1	1	0
34 Thorir Thorbjarnarson	10:51	0-0	0-0	0-0	1	0	1	1	0	0	0	0	0
24 Yvan Ouedraogo	08:07	0-1	0-0	0-0	1	0	1	1	0	0	1	0	0
14 Trevor Lakes	04:23	1-3	1-3	0-0	0	0	0	0	0	3	0	0	0
3 Elijah Wood	00:43	0-0	0-0	0-0	0	0	0	0	0	0	0	0	0
21 Jace Platkowski	00:43	0-0	0-0	0-0	0	0	0						

GAME 21: PENN STATE 86, NEBRASKA 83



Official Basketball Box Score - Final
Penn St. at Nebraska
02/23/21 Frieside Bank Arena, Lincoln
Nebraska vs Penn State

Game Time: 7:03 PM
Game Duration: 2:13

Officials: Paul Szulc, D.J. Christensen, Lewis Garrison

Penn St. - 86

Record: 8-12 (5-11)

NO. Name	Min	FG		3P		FT		Rebounds		Fouls		TP	AS	TO	ST	Blocks		+/-
		M-A	A-A	M-A	A-A	OR	DR	PF	RD	BS	BA							
21 John Harrar	F 27:40	2-5	0-0	6-8	8	6	14	4	5	10	1	2	3	0	1	20		
0 Myron Jones	G 31:38	6-18	6-12	7-8	0	1	1	3	4	29	1	0	2	0	2	13		
2 Mylas Dread	G 31:47	6-13	4-9	0-0	0	2	2	2	1	16	5	0	2	0	0	8		
5 Jamari Wheeler	G 34:35	4-9	3-8	2-2	1	4	5	0	4	13	5	4	4	0	0	5		
12 Traish Brockington	G 27:02	5-9	0-1	1-1	1	5	6	3	4	11	2	3	1	0	0	3		
15 Trent Buttrick	09:02	1-2	1-2	0-0	1	2	3	0	1	3	0	0	1	0	0	-17		
1 Seth Lundy	15:02	1-6	0-4	0-0	0	1	1	2	0	2	1	1	0	0	0	-10		
3 Sam Sessoms	19:47	0-5	0-1	0-0	0	3	3	2	0	0	4	4	1	0	0	-5		
30 Abdou Tsimbla	03:18	1-3	0-0	0-0	2	1	3	1	0	2	0	0	0	1	0	0		
22 Dallion Johnson	00:09	0-0	0-0	0-0	0	0	0	0	0	0	0	0	0	0	0	-2		
Team					3	1	4			0		1						
Totals		28-70	14-37	16-19	16	26	42	17	19	86	19	15	14	1	3	3		

Technical Fouls: NONE

Shooting By Period

1st FG%	16-39	41.0%
3PT%	7-17	41.2%
FT%	0-0	0%
2nd FG%	12-31	38.7%
3PT%	7-20	35.0%
FT%	16-19	84.2%
GM FG%	28-70	40.0%
3PT%	14-37	37.8%
FT%	16-19	84.2%

Dead Ball Rebounds: 2, 0

Nebraska - 83

Record: 5-16 (1-13)

NO. Name	Min	FG		3P		FT		Rebounds		Fouls		TP	AS	TO	ST	Blocks		+/-
		M-A	A-A	M-A	A-A	OR	DR	PF	RD	BS	BA							
11 Lat Mayen	F 25:28	1-3	1-3	0-1	0	2	3	1	3	0	2	0	1	0	-10			
13 Derrick Walker	F 27:19	4-4	0-0	1-1	2	3	5	3	4	9	1	0	0	0	-4			
0 Teddy Allen	G 38:31	16-24	6-9	3-3	0	8	8	2	4	41	6	4	1	0	0	-3		
2 Trey McGowens	G 30:20	5-12	2-6	5-8	0	4	4	4	6	17	3	4	2	1	0	-7		
45 Dalano Barton	G 12:51	0-2	0-1	0-0	0	1	1	0	0	0	2	3	0	0	0	-2		
10 Kobe Webster	22:37	1-4	1-2	0-0	0	2	2	1	0	3	2	3	0	0	0	-2		
34 Thorir Thorbjarnarson	24:53	2-4	2-3	2-2	0	3	3	3	2	8	0	0	2	1	-1			
35 Eduardo Andre	08:17	1-1	0-0	0-0	0	2	2	3	0	2	1	1	1	0	-1			
4 Shamiel Stevenson	06:38	0-2	0-1	0-0	0	0	0	0	0	0	1	1	1	0	-4			
24 Yvan Ouedraogo	03:06	0-0	0-0	0-0	0	1	1	0	0	0	0	0	0	1	0	-1		
Team					0	1	1			0		0						
Totals		30-66	12-25	11-15	2	27	29	19	17	83	16	18	7	3	1	-3		

Technical Fouls: NONE

Shooting By Period

1st FG%	15-29	51.7%
3PT%	4-12	33.3%
FT%	4-6	66.7%
2nd FG%	15-27	55.6%
3PT%	8-13	61.5%
FT%	7-9	77.8%
GM FG%	30-66	53.6%
3PT%	12-25	48.0%
FT%	11-15	73.3%

Dead Ball Rebounds: 2, 0

	PSU	NEB
Biggest lead	10 (2 nd 12:39)	3 (1 st 11:32)
Best Scoring Run	11 (2 nd 12:39)	6 (1 st 13:18)
Lead Changes	8	
Times Tied	9	
Time with Lead	30:44	02:07

Points from	PSU	NEB
Turnovers	25	13
Paint	24	34
Second Chance	16	3
Fast Breaks	12	13
Bench	7	13

Period by Period Scoring	1st	2nd	TOT
PSU	39	47	86
NEB	38	45	83

GAME 22: NO. 5 ILLINOIS 86, NEBRASKA 70



Official Basketball Box Score - Final
Nebraska at Illinois
02/25/21 State Farm Center, Champaign, Ill.
2020-21 Men's Basketball

Game Time: 6:00 PM
Game Duration: 2:11
Attendance: 192

Officials: Kelly Pfeifer, Donnie Eppley, Owen Short

Nebraska - 70

Record: 5-17 (1-14)

NO. Name	Min	FG		3P		FT		Rebounds		Fouls		TP	AS	TO	ST	Blocks		+/-
		M-A	A-A	M-A	A-A	OR	DR	PF	RD	BS	BA							
11 Lat Mayen	F 25:42	0-3	0-1	0-0	0	2	2	2	1	0	0	1	0	1	0	0	-22	
13 Derrick Walker	F 18:03	3-5	0-0	1-1	1	4	5	4	2	7	1	2	0	0	0	1		
0 Teddy Allen	G 20:30	3-7	0-1	1-2	1	3	4	2	2	7	1	3	0	0	0	-17		
2 Trey McGowens	G 25:55	6-16	1-4	3-4	0	4	4	4	4	16	1	3	2	2	0	-12		
45 Dalano Barton	G 23:24	2-5	0-3	2-2	0	4	4	4	2	8	1	3	0	1	1	-19		
34 Thorir Thorbjarnarson	24:36	0-1	0-1	0-0	0	1	1	1	0	0	2	0	1	0	0	-11		
35 Eduardo Andre	10:52	3-5	0-0	1-3	1	1	2	4	2	7	0	0	1	0	0	-9		
4 Shamiel Stevenson	19:09	4-8	1-5	3-4	0	1	1	2	2	12	0	1	0	0	-4			
10 Kobe Webster	20:47	5-9	2-5	0-0	0	1	1	0	1	12	1	1	0	0	0	-5		
24 Yvan Ouedraogo	03:55	0-0	0-0	0-0	0	0	0	0	2	1	0	0	1	0	0	0	-5	
14 Trevor Lakes	02:43	1-1	1-1	0-0	0	0	0	0	0	3	1	0	0	0	0	-5		
3 Elijah Wood	02:29	0-0	0-0	0-0	0	0	0	0	0	0	0	0	0	0	0	-5		
21 Jace Piatkowski	01:31	0-0	0-0	0-0	0	1	1	0	0	0	0	0	0	0	0	-2		
44 Bret Porter	00:24	0-0	0-0	0-0	0	0	0	0	0	0	0	0	0	0	0	-1		
Team					2	2	4			0		1						
Totals		27-61	5-21	11-16	5	24	29	25	17	70	8	15	4	2	2	-16		

Technical Fouls: Allen 1st; 2:09; Mayen 1st; 1:52

Illinois - 86

Record: 17-6 (13-4)

NO. Name	Min	FG		3P		FT		Rebounds		Fouls		TP	AS	TO	ST	Blocks		+/-
		M-A	A-A	M-A	A-A	OR	DR	PF	RD	BS	BA							
4 Zach Griffith	F 05:28	0-0	0-0	0-0	0	2	2	0	0	0	0	0	0	0	0	0	-1	
21 Kofi Cockburn	G 24:29	8-10	0-0	8-10	2	5	7	2	6	24	0	2	0	1	0	17		
1 Trent Frazier	G 35:54	1-9	1-7	4-4	0	2	2	2	4	7	2	3	2	0	1	21		
20 DeMonte Williams	G 24:25	3-7	1-4	1-2	2	5	7	2	2	8	2	0	4	1	0	1		
44 Adam Miller	G 28:00	8-15	2-8	0-2	1	3	4	5	1	18	0	0	0	0	0	26		
3 Jacob Grandison	22:40	4-7	0-2	6-7	4	3	7	2	4	14	1	1	1	0	0	17		
5 Andre Curbelo	30:46	4-8	0-1	2-2	2	10	12	2	3	10	8	5	1	0	0	8		
15 Giorgi Bezhanishvili	10:50	1-4	0-0	1-1	2	2	2	1	2	0	2	0	0	1	5			
33 Coleman Hawkins	06:29	0-1	0-1	0-0	0	0	0	1	0	0	0	0	0	0	-2			
34 Jermaine Hamlin	04:41	0-0	0-0	1-2	0	0	0	0	2	1	0	0	0	0	-2			
32 Tyler Underwood	02:29	1-1	0-0	0-0	0	0	0	0	0	2	0	0	0	0	-5			
10 Edgar Padilla	01:31	0-0	0-0	0-0	0	0	0	0	0	0	0	0	0	0	-2			
13 Benjamin Bosmans-Vorobok	01:24	0-0	0-0	0-0	0	0	0	0	0	0	0	0	0	0	-1			
2 Connor Serven	00:54	0-0	0-0	0-0	0	0	0	1	0	0	0	0	0	0	-2			
Team					0	0	0			0		1						
Totals		30-62	4-23	22-29	12	31	43	20	23	86	13	14	8	2	2	16		

Technical Fouls: Coach 1st; 8:32; Frazier 1st; 2:09; Cockburn 1st; 1:52

	NEB	ILL
Biggest lead	0 (1 st 20:00)	21 (2 nd 3:51)
Best Scoring Run	6 (2 nd 14:20)	9 (2 nd 15:09)
Lead Changes	0	
Times Tied	2	
Time with Lead	00:00	38:50

Points from	NEB	ILL
Turnovers		



2020-21 Nebraska Men's Basketball Combined Team Statistics In Conference games

Game Records

Record	Overall	Home	Away	Neutral
ALL GAMES	1-14	0-7	1-7	0-0
CONFERENCE	1-14	0-7	1-7	0-0
NON-CONFERENCE	0-0	0-0	0-0	0-0

Score by Periods

Team	1st	2nd	OT	TOT
Nebraska	458	496	6	960
Opponents	549	579	11	1139

Team Box Score

No.	Player				Total		3-Point		F-Throw		Rebounds								PTS	AVG		
		GP-GS	MIN	AVG	FG-FGA	FG%	3FG-FGA	3FG%	FT-FTA	FT%	OFF	DEF	TOT	AVG	PF	DQ	A	TO			BLK	STL
0	ALLEN, Teddy	14-14	407:56	29.1	85-186	.457	31-73	.425	33-45	.733	10	53	63	4.5	33	2	26	38	0	7	234	16.7
2	MCGOWENS, Trey	15-15	439:47	29.3	51-144	.354	14-39	.359	43-64	.672	8	50	58	3.9	36	0	34	34	2	24	159	10.6
11	MAYEN, Lat	15-15	389:13	25.9	43-110	.391	23-71	.324	11-13	.846	5	51	56	3.7	37	2	5	19	12	7	120	8.0
45	BANTON, Dalano	15-15	427:45	28.5	42-117	.359	10-42	.238	23-39	.590	12	68	80	5.3	34	1	52	38	13	9	117	7.8
4	STEVENSON, Shamiel	15-0	198:25	13.2	27-62	.435	4-20	.200	23-35	.657	6	27	33	2.2	16	0	6	24	5	10	81	5.4
10	WEBSTER, Kobe	15-0	314:56	21.0	28-91	.308	16-50	.320	4-7	.571	1	19	20	1.3	10	0	12	9	0	3	76	5.1
13	WALKER, Derrick	11-11	211:32	19.2	22-37	.595	0-1	.000	8-15	.533	13	32	45	4.1	36	1	14	17	8	10	52	4.7
34	THORBJARNARSON, Thorir	15-0	262:54	17.5	15-43	.349	8-26	.308	5-7	.714	4	25	29	1.9	26	0	14	6	3	11	43	2.9
24	OUEDRAOGO, Yvan	14-4	193:03	13.8	18-36	.500	0-0	.000	4-23	.174	21	21	42	3.0	17	0	5	7	6	6	40	2.9
35	ANDRE, Eduardo	14-0	98:41	7.0	9-20	.450	0-0	.000	5-12	.417	4	20	24	1.7	25	1	5	7	2	4	23	1.6
14	LAKES, Trevor	9-1	63:35	7.1	5-16	.313	4-14	.286	0-0	.000	1	7	8	0.9	3	0	1	0	1	1	14	1.6
21	PIATKOWSKI, Jace	5-0	04:58	1.0	0-0	.000	0-0	.000	1-2	.500	0	1	1	0.2	0	0	0	0	0	0	1	0.2
44	PORTER, Bret	2-0	01:28	0.7	0-0	.000	0-0	.000	0-0	.000	0	0	0	0.0	0	0	0	0	0	0	0	0.0
3	WOOD, Elijah	7-0	10:46	1.5	0-3	.000	0-2	.000	0-0	.000	0	0	0	0.0	0	0	0	1	0	2	0	0.0
Team											28	17	45				6					
Total		15	3025		345-865	.399	110-338	.325	160-262	.611	113	391	504	33.6	273	7	174	206	52	94	960	64.0
Opponents		15	3025		401-924	.434	134-429	.312	203-269	.755	158	455	613	40.9	246	3	218	187	55	95	1139	75.9

Team Statistics

	NEBR	OPP
Scoring	960	1139
Points per game	64.0	75.9
Scoring margin	-11.9	-
Field goals-att	345-865	401-924
Field goal pct	.399	.434
3 point fg-att	110-338	134-429
3-point FG pct	.325	.312
3-pt FG made per game	7.3	8.9
Free throws-att	160-262	203-269
Free throw pct	.611	.755
F-Throws made per game	10.7	13.5
Rebounds	504	613
Rebounds per game	33.6	40.9
Rebounding margin	-7.3	-
Assists	174	218
Assists per game	11.6	14.5
Turnovers	206	187
Turnovers per game	13.7	12.5
Turnover margin	-1.3	-
Assist/turnover ratio	0.8	1.2
Steals	94	95
Steals per game	6.3	6.3
Blocks	52	55
Blocks per game	3.5	3.7
Winning streak	0	-
Home win streak	0	-
Attendance	0	466
Home games-Avg/Game	7-0	8-58
Neutral site-Avg/Game	-	0-0

Team Results

Date	Opponent		Score	Att.
12/22/2020	at Wisconsin	L	53-67	0
12/25/2020	Michigan	L	69-80	0
12/30/2020	at Ohio St.	L	54-90	0
01/02/2021	Michigan St.	L	77-84	0
01/10/2021	Indiana	L	76-84	0
02/06/2021	at Michigan St.	L	56-66	0
02/08/2021	at Minnesota	L	61-79	29
02/10/2021	Wisconsin	L	48-61	0
02/12/2021	Illinois	Lot	72-77	0
02/14/2021	at Penn St.	W	62-61	245
02/16/2021	at Maryland	L	50-64	0
02/17/2021	at Maryland	L	71-79	0
02/20/2021	Purdue	L	58-75	0
02/23/2021	Penn St.	L	83-86	0
02/25/2021	at Illinois	L	70-86	192



2020-21 Nebraska Men's Basketball Combined Team Statistics All games

Game Records

Record	Overall	Home	Away	Neutral
ALL GAMES	5-17	4-9	1-8	0-0
CONFERENCE	1-14	0-7	1-7	0-0
NON-CONFERENCE	4-3	4-2	0-1	0-0

Score by Periods

Team	1st	2nd	OT	TOT
Nebraska	743	782	6	1531
Opponents	779	836	11	1626

Team Box Score

No.	Player				Total		3-Point		F-Throw		Rebounds											
		GP-GS	MIN	AVG	FG-FGA	FG%	3FG-FGA	3FG%	FT-FTA	FT%	OFF	DEF	TOT	AVG	PF	DQ	A	TO	BLK	STL	PTS	AVG
0	ALLEN, Teddy	21-21	589:25	28.1	131-289	.453	44-115	.383	56-81	.691	27	76	103	4.9	47	2	36	53	1	26	362	17.2
2	MCGOWENS, Trey	22-22	627:34	28.5	77-206	.374	22-62	.355	58-90	.644	12	74	86	3.9	56	1	44	50	3	32	234	10.6
45	BANTON, Dalano	22-22	628:18	28.6	73-183	.399	17-67	.254	50-76	.658	23	111	134	6.1	45	1	92	54	22	21	213	9.7
11	MAYEN, Lat	22-22	555:40	25.3	60-159	.377	34-105	.324	17-23	.739	17	80	97	4.4	56	2	14	31	14	9	171	7.8
10	WEBSTER, Kobe	22-0	468:57	21.3	56-147	.381	30-84	.357	12-19	.632	2	34	36	1.6	20	0	22	16	1	9	154	7.0
4	STEVENSON, Shamiel	22-0	328:19	14.9	42-92	.457	5-30	.167	40-57	.702	12	42	54	2.5	34	0	13	35	6	16	129	5.9
13	WALKER, Derrick	11-11	211:32	19.2	22-37	.595	0-1	.000	8-15	.533	13	32	45	4.1	36	1	14	17	8	10	52	4.7
24	OUEDRAOGO, Yvan	21-4	315:46	15.0	28-64	.438	0-0	.000	18-46	.391	40	42	82	3.9	32	0	9	11	11	9	74	3.5
34	THORBJARNARSON, Thorir	22-7	440:50	20.0	26-79	.329	13-47	.277	7-9	.778	10	46	56	2.5	35	0	26	14	3	18	72	3.3
14	LAKES, Trevor	10-1	89:36	9.0	9-21	.429	8-19	.421	0-1	.000	2	12	14	1.4	3	0	3	0	1	1	26	2.6
35	ANDRE, Eduardo	15-0	112:31	7.5	13-24	.542	0-0	.000	6-14	.429	5	23	28	1.9	28	1	6	7	4	4	32	2.1
3	WOOD, Elijah	11-0	36:05	3.3	3-12	.250	2-10	.200	0-0	.000	0	5	5	0.5	0	0	3	3	0	3	8	0.7
21	PIATKOWSKI, Jace	8-0	12:25	1.6	1-1	1.000	1-1	1.000	1-2	.500	1	1	2	0.3	0	0	0	0	0	4	0.5	
44	PORTER, Bret	5-0	08:00	1.6	0-0	.000	0-0	.000	0-0	.000	0	1	1	0.2	1	0	0	1	1	0	0	0.0
Team											37	24	61				7					
Total		22	4425		541-1314	.412	176-541	.325	273-433	.630	201	603	804	36.5	393	8	282	299	75	158	1531	69.6
Opponents		22	4425		574-1367	.420	195-623	.313	283-392	.722	240	651	891	40.5	393	7	314	300	77	141	1626	73.9

Team Statistics

	NEBR	OPP
Scoring	1531	1626
Points per game	69.6	73.9
Scoring margin	-4.3	-
Field goals-att	541-1314	574-1367
Field goal pct	.412	.420
3 point fg-att	176-541	195-623
3-point FG pct	.325	.313
3-pt FG made per game	8.0	8.9
Free throws-att	273-433	283-392
Free throw pct	.630	.722
F-Throws made per game	12.4	12.9
Rebounds	804	891
Rebounds per game	36.5	40.5
Rebounding margin	-4.0	-
Assists	282	314
Assists per game	12.8	14.3
Turnovers	299	300
Turnovers per game	13.6	13.6
Turnover margin	+0.0	-
Assist/turnover ratio	0.9	1.0
Steals	158	141
Steals per game	7.2	6.4
Blocks	75	77
Blocks per game	3.4	3.5
Winning streak	0	-
Home win streak	0	-
Attendance	25	720
Home games-Avg/Game	13-2	9-80
Neutral site-Avg/Game	-	0-0

Team Results

Date	Opponent		Score	Att.
11/25/2020	McNeese	W	102-55	0
11/26/2020	Nevada	L	66-69	0
11/28/2020	North Dakota St.	W	79-57	0
12/01/2020	South Dakota	W	76-69	25
12/09/2020	Georgia Tech	L	64-75	0
12/11/2020	at Creighton	L	74-98	254
12/17/2020	Doane	W	110-64	0
12/22/2020	at Wisconsin	L	53-67	0
12/25/2020	Michigan	L	69-80	0
12/30/2020	at Ohio St.	L	54-90	0
01/02/2021	Michigan St.	L	77-84	0
01/10/2021	Indiana	L	76-84	0
02/06/2021	at Michigan St.	L	56-66	0
02/08/2021	at Minnesota	L	61-79	29
02/10/2021	Wisconsin	L	48-61	0
02/12/2021	Illinois	Lot	72-77	0
02/14/2021	at Penn St.	W	62-61	245
02/16/2021	at Maryland	L	50-64	0
02/17/2021	at Maryland	L	71-79	0
02/20/2021	Purdue	L	58-75	0
02/23/2021	Penn St.	L	83-86	0
02/25/2021	at Illinois	L	70-86	192