

# N NEBRASKA BASKETBALL

## 2020-21 GAME NOTES

The Nebraska men's basketball team begins the final stretch of the regular season Tuesday night, as the Huskers will host the Penn State Nittany Lions at Pinnacle Bank Arena. Tipoff between the Huskers and Nittany Lions is set for shortly after 7 p.m.

Tuesday's game will be televised on BTN with Larry Punteney and Shon Morris on the call. The game can also be streamed via the web, smartphones, tablets and connected devices through the Fox Sports app.

Fans can follow all of the action across the state of Nebraska on the Learfield IMG College Husker Sports Network with Kent Pavelka and Jake Muhleisen on the call. The game will also be available on Huskers.com, the Huskers app and TuneIn radio. The pregame show begins one hour prior to tipoff.

Tuesday's game begins a stretch where the Huskers play four times in eight days, but three of the four are at Pinnacle Bank Arena. It is also the second matchup between the two schools in the past 10 days, as the Huskers earned a 62-61 road win at Penn State on Feb. 14.

The Huskers (5-15, 1-12 Big Ten) come off a 75-58 loss to Purdue on Saturday. The Huskers led 49-46 with just over 13 minutes left before the Boilermakers used a 19-4 run to seize the momentum. The Huskers got a strong performances from its reserves, who combined for 37 points and 20 rebounds. Shamiel Stevenson, Thorir Thorbjarnarson and Kobe Webster combined for 28 points, while Yvan Ouedraogo had even points and eight rebounds. The group helped NU erase an 11-point first-half deficit and put the Huskers in position entering the final 10 minutes.

Thorbjarnarson may have played his best game of the season, as he set season bests in points (nine) and 3-pointers (three) while also contributing four assists, four rebounds and two blocked shots. He has been a mainstay off the bench and has an 8-to-1 assist-to-turnover ratio in seven games dating back to Feb. 8.

Penn State (7-12, 4-11 Big Ten) played well in a 74-68 loss at No. 11 Iowa on Sunday. Myreon Jones and Izaiah Brockington had 11 points each, as the Nittany Lions led 41-36 halftime lead and led by as many as seven points in the second half before Iowa rallied. The Hawkeyes held PSU to 31 percent shooting after halftime and got a game-high 23 points from Luka Garza. Three of PSU's last four losses have been by six points or less.

### GAME MATCHUP

#### NEBRASKA CORNHUSKERS

2020-21 Record: 5-15 (1-12 Big Ten)

Head Coach: Fred Hoiberg

Record at Nebraska: 12-40 (2nd year)

Career NCAA Record: 127-96 (7th year)

#### PENN STATE NITTANY LIONS

2020-21 Record: 7-12 (4-11 Big Ten)

Interim Head coach: Jim Ferry

Record at Penn State: 7-12 (1st year)

Career Record: 321-277 (20th year)

#### BROADCAST INFO

Television: BTN

Play-by-play: Larry Punteney

Analyst: Shon Morris

Online Broadcast: Fox Sports app & foxsports.com/live

Radio: Learfield IMG College Husker Sports Network, including 590 AM (Omaha), 1400 AM (Lincoln) and 880 AM (Lexington)

Play-by-play: Kent Pavelka

Analyst: Jake Muhleisen

Online Radio: Available on Huskers.com, Huskers App, TuneIn.com/Huskers and TuneIn App.

XM: 389

SiriusXM (internet): 979

### PLAYER SPOTLIGHT

Kobe Webster has provided a spark off the bench in recent games. Over the past four contests, the senior guard is averaging 8.3 points per game while shooting 39 percent from 3-point range.



### GAME 21: VS. PENN STATE

21

#### GAME DETAILS

Date: Tues., Feb. 22

Time: 7:03 p.m.

City: Lincoln, Neb.

Arena: Pinnacle Bank Arena

#### MEDIA INFO

TV: BTN

Online Video: Fox Sports App

Radio: Learfield IMG College

Internet Audio: Huskers.com

Huskers app/TuneIn

### 2020-21 SCHEDULE

Date	Opponent	TV/Internet	Result
Wed., Nov. 25	McNeese State	BTN	W, 102-55
Golden Window Classic			
Thurs., Nov. 26	Nevada	BTN	L, 66-69
Sat., Nov. 28	North Dakota State	BTN	W, 79-57
Tues., Dec. 1	South Dakota	BTN	W, 76-69
Sun., Dec. 6	Florida A&M	BTN	canceled
ACC/Big Ten Challenge			
Wed., Dec. 9	Georgia Tech	ESPN2	L, 64-75
Fri., Dec. 11	at No. 8 Creighton	BTN	L, 74-98
Thurs., Dec. 17	Doane	BTN+	W, 110-64
Tues., Dec. 22	at No. 9 Wisconsin *	FS1	L, 53-67
Fri., Dec. 25	No. 19 Michigan *	BTN	L, 69-80
Wed., Dec. 30	at No. 25 Ohio State *	BTN	L, 54-90
Sat., Jan. 2	No. 17 Michigan State *	BTN	L, 77-84
Tues., Jan. 5	at Purdue *	BTN	PPD
Sun., Jan. 10	Indiana *	BTN	L, 76-84
Sat., Feb. 6	at Michigan State * (1)	BTN	L, 56-66
Mon., Feb. 8	at Minnesota *	BTN	L, 61-79
Wed., Feb. 10	No. 21 Wisconsin *	BTN	L, 48-61
Fri., Feb. 12	No. 6 Illinois * (2)	BTN	L, 72-77 (OT)
Sun., Feb. 14	at Penn State *	BTN	W, 62-61
Tues., Feb. 16	at Maryland * (3)	BTN	L, 50-64
Wed., Feb. 17	at Maryland * (4)	BTN	L, 71-79
Sat., Feb. 20	Purdue *	BTN	L, 58-75
Tues., Feb. 23	Penn State * (5)	BTN	7 p.m.
Thurs., Feb. 25	at Illinois * (6)	BTN	6 p.m.
Sat., Feb. 27	Minnesota * (7)	BTN	6 p.m.
Mon., March 1	Rutgers * (8)	BTN	6 p.m.
Sun., Jan. 24	at Iowa * (9)	BTN	TBA
Sun., March 7	at Northwestern *	BTN	TBA

#### BIG TEN TOURNAMENT

Wed., March 10	at Big Ten Tournament	BTN	TBA
Thurs., March 11	at Big Ten Tournament	BTN	TBA
Fri., March 12	at Big Ten Tournament	BTN	TBA
Sat., March 13	at Big Ten Tournament	CBS	TBA
Sun., March 14	at Big Ten Tournament	CBS	TBA

Notes: \*-Big Ten Conference Game; Home games are in red and bold; All times listed as central

#### Schedule updates

(1) - moved from Feb. 3

(3) - rescheduled from Jan. 16

(5) - rescheduled from Jan. 30

(7) - rescheduled from Jan. 20

(9) - rescheduled from Jan. 24

(2) - rescheduled from Jan. 13

(4) - moved from Lincoln to College Park

(6) - moved from Feb. 23

(8) - moved from Feb. 28

### 2020-21 ROSTER AT A GLANCE

No	Name	Pos.	Ht.	Wt.	Yr.	Hometown	GP/GS	MPG	PPG	RPG	APG
0	Teddy Allen	G	6-6	223	Jr.	Mesa, Ariz.	19/19	27.9	16.5	4.8	1.5
2	Trey McGowens	G	6-4	191	Jr.	Pendleton, S.C.	20/20	28.6	10.1	3.9	2.0
3	Elijah Wood	G	6-5	174	Fr.	Potomac, Md.	10/0	3.3	0.8	0.5	0.3
4	Shamiel Stevenson	G	6-6	245	Jr.	Toronto, Ontario, Canada	20/0	15.1	5.9	2.7	0.6
10	Kobe Webster	G	6-0	172	Sr.	Indianapolis, Ind.	20/0	21.4	7.0	1.7	1.0
11	Lat Mayen	F	6-9	205	Jr.	Adelaide, Australia	20/20	25.2	8.4	4.7	0.7
13	Derrick Walker	F	6-8	232	Jr.	Kansas City, Mo.	9/9	18.4	4.0	3.9	1.3
14	Trevor Lakes	F	6-7	215	Sr.	Lebanon, Ind.	9/1	9.7	2.6	1.6	0.2
21	Jace Piatkowski	G	6-3	184	RFr.	Omaha, Neb.	7/0	1.6	0.6	0.1	0.0
24	Yvan Ouedraogo	F	6-9	245	So.	Bordeaux, France	19/4	16.3	3.9	4.3	0.5
30	Chris McGraw	G	6-0	170	So.	Columbus, Ohio	Walk-on who has not played in 2020-21				
33	Akol Arop	F	6-5	203	So.	Omaha, Neb.	Will miss 2020-21 season (knee)				
34	Thorir Thorbjarnarson	G	6-6	202	Sr.	Reykjavik, Iceland	20/7	19.7	3.2	2.6	1.2
35	Eduardo Andre	F	6-10	228	Fr.	London, England	13/0	7.2	1.8	1.8	0.4
44	Bret Porter	F	6-5	228	RFr.	Omaha, Neb.	4/0	2.0	0.0	0.3	0.0
45	Dalano Banton	G	6-9	204	So.	Toronto, Ontario, Canada	20/20	29.6	10.4	6.5	4.5

## 2020-21 NEBRASKA BASKETBALL ROSTER

No.	VL	Name	Pronunciation	Pos.	Ht.	Wt.	Yr.	Hometown	Previous School
0		Teddy Allen		G	6-6	223	Jr.	Mesa, Ariz.	Western Nebraska CC
2		Trey McGowens		G	6-4	191	Jr.	Pendleton, S.C.	Pittsburgh
3		Elijah Wood		G	6-5	174	Fr.	Potomac, Md.	Berkmar (Ga.) HS
4		Shamiel Stevenson	Sha-meal	G	6-6	245	Jr.	Toronto, Ontario, Canada	Nevada
10		Kobe Webster		G	6-0	172	Sr.	Indianapolis, Ind.	Western Illinois
11		Lat Mayen	Latt [rhymes w/ Matt] MAY-en	F	6-9	205	Jr.	Adelaide, Australia	Chipola College
13		Derrick Walker		F	6-8	232	Jr.	Kansas City, Mo.	Tennessee
14		Trevor Lakes		F	6-7	215	Sr.	Lebanon, Ind.	Indianapolis
21	*	Jace Piatkowski	Pie-it-COW-ski	G	6-3	184	RFr.	Omaha, Neb.	Elkhorn South HS
24	*	Yvan Ouedraogo	I-van WOO-drah-oh-goh	F	6-9	245	So.	Bordeaux, France	INSEP
30		Chris McGraw		G	6-0	170	So.	Columbus, Ohio	Otterbein
33	*	Akol Arop	A-call uh-rope	F	6-5	203	So.	Omaha, Neb.	Creighton Prep HS
34	***	Thorir Thorbjarnarson	Thor-EAR thorb-YAR-nar-son	G	6-6	202	Sr.	Reykjavik, Iceland	Menntaskólinn í Reykjavik
35		Eduardo Andre		F	6-10	228	Fr.	London, England	AZ Compass Prep
44	*	Bret Porter		F	6-5	228	RFr.	Omaha, Neb.	Millard North HS
45		Dalano Banton	duh-LAH-no BAN-ten	G	6-9	204	So.	Toronto, Ontario, Canada	Western Kentucky

## 2020-21 COACHING STAFF

Name	Pronunciation	Title	Year at Nebraska	Alma Mater (Year)
Fred Hoiberg		Head Coach	Second	Iowa State (1995)
Matt Abdelmassih	Abdel-massey	Assistant Coach	Second	St. John's (2007)
Doc Sadler		Assistant Coach	Second as Asst./Eighth	Arkansas (1982)
Armon Gates		Assistant Coach	Third	Kent State (2006)
Bobby Lutz	Lootz	Special Assistant to the Head Coach	Second	UNC Charlotte (1980)
Tim Wilson		Basketball Strength Coach	10th	Nebraska (1981)
Matt Holt		Video Coordinator	Fourth	New Haven (2013)
Luca Virgilio	Vir-Jill-e-o	Director of Basketball Operations	Second	Universita degli Studi di Roma Tre (2012)
Bertram "Buzzy" Caruthers		Director of Player Development	Second	Hampton (2006)
Athan Katsantonis		Graduate Manager	First	Syracuse (2020)
John Harris Jr.		Graduate Manager	Second	Benedictine (2017)

## TEAM STATS

## Nebraska Cornhuskers

## 2020-21 Team Statistics (Record: 5-15, 1-12 B1G)

Category	Nebraska	OPP
SCORING	1378	1454
Points per game	68.9	72.7
Scoring margin	-3.8	-
FIELD GOALS-ATT	484-1197	516-1235
Field goal pct	.404	.418
3 POINT FG-ATT	159-495	177-563
3-point FG pct	.321	.314
3-pt FG made per game	8.0	8.9
FREE THROWS-ATT	251-402	245-344
Free throw pct	.624	.712
F-Throws made per game	12.6	12.3
REBOUNDS	746	806
Rebounds per game	37.3	40.3
Rebounding margin	-3.0	-
ASSISTS	258	282
Assists per game	12.9	14.1
TURNOVERS	266	271
Turnovers per game	13.3	13.6
Turnover margin	+0.3	-
Assist/turnover ratio	1.0	1.0
STEALS	147	119
Steals per game	7.4	6.0
BLOCKS	70	74
Blocks per game	3.5	3.7

## Penn State

## 2020-21 Team Statistics (Record: 7-12, 4-11 B1G)

Category	Penn St.	OPP
SCORING	1382	1402
Points per game	72.7	73.8
Scoring margin	-1.1	-
Field goals-att	487-1187	499-1069
Field goal pct	.410	.467
3 point fg-att	168-490	132-398
3-point FG pct	.343	.332
3-pt FG made per game	8.8	6.9
Free throws-att	240-323	272-374
Free throw pct	.743	.727
F-Throws made per game	12.6	14.3
Rebounds	679	665
Rebounds per game	35.7	35.0
Rebounding margin	+0.7	-
Assists	244	279
Assists per game	12.8	14.7
Turnovers	218	273
Turnovers per game	11.5	14.4
Turnover margin	+2.9	-
Assist/turnover ratio	1.1	1.0
Steals	149	102
Steals per game	7.8	5.4
Blocks	47	80
Blocks per game	2.5	4.2

## NUMBERS TO KNOW

**.358** - The Huskers have made steady shooting improvement from 3-point range since returning from their pause. NU shot .234 in the first three games after returning from its pause, but is shooting .358 over the last five games. NU has knocked down at least eight 3-pointers in each of the last three games.

**4** - According to KenPom, the Huskers' strength of schedule ranks fourth nationally as of Feb. 21.

**5** - Nebraska has five games with at least 10 steals this season after having just two in 2019-20. Penn State and Nebraska rank second and third in the Big Ten, respectively, in steals.

**9** - NU has nine 20-point performances on the season (Teddy Allen-7; Trey McGowens-1; Kobe Webster-1). In addition, NU has had nine players reach double figures at least once this season and nearly had a 10th as Thorir Thorbjarnarson had nine points in Saturday's loss to Purdue.

**11.0** - NU has averaged 11.0 turnovers in the past three contests, a significant drop from the 16.2 the Huskers averaged the first five games after returning to action.

**48** - Nebraska is 48th nationally in tempo according to KenPom as of Feb. 21. The Huskers are one of only three Big Ten teams (also Illinois and Iowa) in the top 100.

## PROBABLE STARTERS (BASED ON LAST GAME)



**#45 Dalano Banton | G | So. | 6-9 | 204 | Toronto, Ontario, Canada**

**2020-21 Averages: PPG: 10.4 | APG: 4.5 | RPG: 6.5 | SPG: 1.1 | BPG: 1.1**

**Worth Noting:** Playmaking point guard with a nearly seven foot wingspan...Fifth in Big Ten in assists while averaging more than six rebounds per game...12 double-figure efforts in 2020-21...Held to two points vs. Purdue...Had 11 points, including three 3-pointers, seven boards and four assists at Maryland on Wednesday...Grabbed 10 rebounds and had five assists vs. No. 21 Wisconsin...Totaled 17 points and five boards vs. No. 19 Michigan...Posted second triple-double in program history with 13 points, 11 rebounds and 10 assists vs. Doane...17 points, nine boards and six assists vs. Georgia Tech...Began career at Western Kentucky, where he played in 31 games in 2018-19...Top-100 recruit in the class of 2018 after reclassifying.

**Career Bests (includes WKU): Pts: 18 | Reb: 13 | Ast: 10 (2x) | Stl: 3 (3x) | Bl: 4**



**#24 Trey McGowens | G | Jr. | 6-4 | 191 | Pendleton, S.C.**

**2020-21 Averages: PPG: 10.1 | RPG: 3.9 | APG: 2.0 | SPG: 1.4**

**Worth Noting:** First season at NU after starting for two seasons at Pitt...fifth in B1G in steals...11 double-figure games in 2020-21...Finished with nine points and three assists against Purdue...Had 15 points and five rebounds vs. No. 6 Illinois...Tallied 10 points, six rebounds and six assists vs. Indiana...Had a season-high 20 points and five boards vs. No. 17 Michigan State...Totaled 15 points at No. 8 Creighton...Started 32 games at Pitt in 2019-20 and ranked in the top 15 in the ACC in steals (4th) and assists (10th)...Posted 20 double-figure scoring games, including three 20-point efforts...Two-time ACC Freshman of the Week posted a pair of 30-point games in 2018-19.

**Career Bests (includes Pittsburgh): Pts: 33 | Reb: 9 | Ast: 9 | Stl: 7**



**#0 Teddy Allen | G | Jr. | 6-6 | 222 | Mesa, Ariz.**

**2020-21 Averages: PPG: 16.5 | RPG: 4.8 | APG: 1.5 | SPG: 1.3**

**Worth Noting:** Ranks sixth in the Big Ten in scoring and seventh in steals...Seven 20-point games in 2020-21 following a 25-point effort at Maryland...Held to six points vs. Purdue...Had 23 points and six boards vs. No. 17 Michigan State...Had 25 points and five boards vs. No. 19 Michigan...Set career highs with 26 points and nine boards at No. 8 Creighton...No. 8 JUCO player in nation by JUCORecruiting.com...Averaged 31.4 ppg at Western Nebraska CC in 2019-20...Began college career at West Virginia, averaging 7.0 ppg, as the Mountaineers reached the Sweet 16...2017 Nebraska Gatorade High School Player of the Year at Boys Town HS (31.6 ppg, 12.8 rpg)...Younger brother (Timmy) is a second-team All-Pac 12 player at Utah.

**Career Bests (includes W. Virginia): Pts: 26 | Reb: 9 (2x) | Ast: 3 (2x) | Stl: 5 (2x)**




**#11 Lat Mayen (MAY-en) | F | Jr. | 6-9 | 205 | Adelaide, Australia**

**2020-21 Averages: PPG: 8.6 | RPG: 4.7**

**Worth Noting:** High motor forward who can stretch defenses with his shooting...Eight double-figure efforts in 2020-21...Had four points and three boards vs. Purdue...Had 13 points and six rebounds in Wednesday's loss at Maryland...Scored a career-high 16 points vs. No. 6 Illinois...Had 14 points and seven boards vs. No. 21 Wisconsin...Had 15 points versus Indiana, including 5-of-9 from 3-point range...Rated the No. 18 JUCO Player nationally by JUCORecruiting.com...Averaged 11.8 points and 8.4 boards per game at Chipola...Began career at TCU, where he played in 17 games in 2018-19 before a knee injury...Rated the No. 2 ranked player in Australia by AUSA Hoops...Attended Australian Institute of Sport.

**Career Bests (includes TCU): Pts: 16 | Reb: 12 | Ast: 4 | Stl: 2**



**#13 Derrick Walker | F | Jr. | 6-8 | 232 | Kansas City, Mo.**

**2020-21 Averages: PPG: 4.0 | RPG: 3.9 | SPG: 1.1**

**Worth Noting:** Started last nine games...Played just 15 minutes vs. Purdue because of foul trouble...Had eight points and four boards at Penn State...Set career bests with eight rebounds, three assists and two blocks vs. No. 6 Illinois...Made his Husker debut against Indiana, finishing with 10 points...Missed NU's first 11 games with NCAA suspension...Played in 30 games at Tennessee in 2018-19 as the Volunteers reached the NCAA Sweet 16...Helped the Volunteers to an SEC title in 2017-18...Four-star prospect by ESPN who played at Sunrise (Kan.) Christian Academy, averaging 14 points and seven rebounds per game in 2016-17...Played on MOKAN Elite AAU program with NBA first-round picks Trae Young and Michael Porter Jr.

**Career Bests (includes Tennessee): Pts: 10 (2x) | Reb: 8 | Ast: 3 | Bl: 2 (3x)**

## NATIONAL POLLS

### AP TOP 25 (FEB. 15)

No	Team (1st)	Record	Points	Prev.
1	Gonzaga (59)	20-0	1,595	1
2	Baylor (5)	17-0	1,541	2
3	Michigan	14-1	1,469	3
4	Ohio State	17-4	1,402	4
5	Illinois	14-5	1,290	6
6	Houston	17-2	1,171	8
7	Virginia	15-3	1,130	9
8	Alabama	17-5	1,086	11
9	Oklahoma	13-5	1,072	12
10	Villanova	13-3	1,061	5
11	Iowa	15-6	911	15
12	Texas	13-5	886	13
13	West Virginia	14-6	837	14
14	Creighton	16-5	794	19
15	Texas Tech	14-6	792	7
16	Florida State	11-3	625	17
17	Southern California	17-3	587	20
18	Virginia Tech	14-4	514	18
19	Tennessee	14-5	453	16
20	Missouri	13-5	413	10
21	Wisconsin	15-7	274	21
22	Loyola Chicago	18-4	167	22
23	Kansas	15-7	141	NR
24	Arkansas	16-5	111	NR
25	San Diego State	15-4	75	NR

**Others receiving votes:** Oklahoma St. 71, Rutgers 49, Belmont 47, Louisville 40, Colorado 31, Oregon 30, Drake 22, Purdue 20, Florida 17, Clemson 17, LSU 16, UCLA 11, VCU 10, Saint Louis 5, Xavier 4, Toledo 3, UC Santa Barbara 2, Western Kentucky 2, North Carolina 2, BYU 1, Wichita St. 1, Wright St. 1, Utah St. 1.

### USA TODAY COACHES POLL (FEB. 15)

No	Team (1st)	Record	Points	Trend
1	Gonzaga(28)	20-0	796	-
2	Baylor(4)	17-0	772	-
3	Michigan	14-1	734	-
4	Ohio State	17-4	680	+1
5	Illinois	14-5	600	+1
	Houston	17-2	600	+2
7	Villanova	13-3	573	-3
8	Virginia	15-3	559	+1
9	Alabama	17-5	521	+2
10	Oklahoma	13-5	493	+2
11	Texas Tech	14-6	412	-3
12	Creighton	16-5	407	+5
13	Texas	13-5	400	-
14	Iowa	15-6	388	+2
15	West Virginia	14-6	360	-1
16	Florida State	11-3	342	+3
17	Virginia Tech	14-4	316	-
18	USC	17-3	284	+2
19	Missouri	13-5	246	-9
20	Tennessee	14-5	191	-5
21	Wisconsin	15-7	123	-
22	Oklahoma State	13-6	109	-
23	Loyola Chicago	18-4	77	-
24	Kansas	15-7	54	+2
25	Oregon	12-4	52	+1

**Others receiving votes:** San Diego State 45, Louisville 41, Arkansas 32, Belmont 28, Rutgers 28, Purdue 23, Drake 19, Clemson 16, Florida 15, Colorado 13, UCLA 13, LSU 12, Utah State 7, Seton Hall 5, Winthrop 4, Colorado State 3, St. John's 2, Saint Louis 2, Boise State 2, Xavier 1



2020-21 BIG TEN STANDINGS (AS OF 2/22)

Team	B1G	Pct.	Overall	Pct.
Michigan	11-1	0.917	16-1	0.941
Illinois	12-3	0.800	16-5	0.762
Ohio State	12-5	0.706	18-5	0.783
Iowa	11-5	0.688	17-6	0.739
Purdue	10-6	0.625	15-8	0.652
Wisconsin	10-7	0.588	16-8	0.667
Maryland	8-9	0.471	14-10	0.583
Rutgers	8-9	0.471	12-9	0.571
Indiana	7-8	0.467	12-10	0.545
Minnesota	6-10	0.375	13-10	0.565
Michigan State	5-9	0.357	11-9	0.550
Penn State	4-11	0.267	7-12	0.368
Northwestern	3-13	0.188	6-14	0.300
Nebraska	1-12	0.077	5-15	0.250

Date	Matchup or Result	Time
2/20	* Illinois 94, Minnesota 63	
2/20	* Purdue 75, Nebraska 58	
2/20	* Michigan State 78, Indiana 71	
2/21	* Ohio State 87, Michigan 92	
2/21	* Iowa 74, Penn State 68	
2/21	* Rutgers 59, Maryland 68	
2/21	* Wisconsin 68, Northwestern 51	
2/23	Illinois at Michigan State	6 p.m.
2/23	Penn State at Nebraska	7 p.m.
2/24	Indiana at Rutgers	7 p.m.
2/25	Nebraska at Illinois	6 p.m.
2/25	Iowa at Michigan	6 p.m.
2/25	Ohio State at Michigan State	8 p.m.
2/25	Northwestern at Minnesota	8 p.m.
2/26	Purdue at Penn State	6 p.m.
2/27	Michigan at Indiana	11 a.m.
2/27	Illinois at Wisconsin	1 p.m.
2/27	Minnesota at Nebraska	6 p.m.
2/28	Iowa at Ohio State	11 a.m.
2/28	Michigan State at Maryland	1 p.m.
3/1	Rutgers at Nebraska	6 p.m.
3/2	Illinois at Michigan	6 p.m.
3/2	Indiana at Michigan State	7 p.m.
3/2	Wisconsin at Purdue	8 p.m.
3/3	Minnesota at Penn State	6 p.m.
3/3	Maryland at Northwestern	8 p.m.
3/4	Michigan State at Michigan	TBA
3/4	Nebraska at Iowa	TBA
3/6	Illinois at Ohio State	TBA
3/6	Rutgers at Minnesota	TBA
3/6	Indiana at Purdue	TBA
3/7	Wisconsin at Iowa	11:30 a.m.
3/7	Nebraska at Northwestern	TBA
3/7	Penn State at Maryland	TBA
3/7	Michigan at Michigan State	TBA

SCOUTING PENN STATE

The Nittany Lions are led by interim coach Jim Ferry, who was on the staff for three seasons before being named the interim coach in the fall. Ferry has been a collegiate head coach for 20 seasons, including stops at Plymouth (N.H.) State, Adelphi (N.Y.), Long Island University-Brooklyn and Duquesne.

Penn State returned four starters from a team that went 21-10 and was on its way to its first NCAA Tournament appearance since 2011 before the COVID-19 pandemic ended the 2019-20 season. The Nittany Lions went 3-1 in non-conference play including a 20-point win at Virginia Tech and a three-point win over VCU. The only blemish was a 92-88 overtime loss to Seton Hall. PSU was 0-3 in conference play when the Nittany Lions had to pause in early January, but are 4-8 since returning to action on Jan. 17, including wins over Rutgers, Northwestern, Wisconsin and Maryland.

The Nittany Lions use an eight-man rotation which features a trio of double-figure scorers in Myreon Jones (14.9 ppg), Izaiah Brockington (13.5 ppg) and Seth Lundy (10.5 ppg) and two others that average at least eight points per game. Jones, Lundy and Myles Dread have combined for 110 of PSU's 168 3-pointers on the season. John Harrar averages 8.9 points on 57 percent shooting and a team-high 8.5 rebounds per game. PSU is disruptive on the defensive end, ranking second in the Big Ten with 7.8 steals per game.

**Series History:** Tuesday's game is the 22nd meeting with Penn State holding a 11-10 advantage. Since Nebraska joined the Big Ten, the Huskers are 9-9 against the Nittany Lions (9-7 in regular season; 0-2 in Big Ten Tournament). The teams played three times before Nebraska joined the Big Ten, a home-and-home series in 1980 and 1981 and in the second round of the 1995 NIT. Penn State's 76-64 win in Lincoln last year was its first since the 1995 NIT.

**Last Meeting:** Nebraska built an 11-point second-half lead and held on, as the Huskers escaped Penn State with a 62-61 win on Feb. 14.

Nebraska led 60-49 before the Nittany Lions scored 12 straight to take a 61-60 lead on Myreon Jones' four-point play with 1:58 remaining. PSU led with just under 20 seconds left when Nebraska forced a turnover and Allen drove for the go-ahead hoop.

The Huskers, who held Penn State to 32 percent shooting, got the stop they needed on the final possession on a steal from Trey McGowens with 1.8 seconds remaining. The win snapped NU's 26-game Big Ten losing streak and was the Huskers' first road win since Jan. 14, 2019.

Allen led three Huskers in double figures with 14 points, while Kobe Webster and McGowens added 13 and 10 points, respectively, as Nebraska picked up its first win in University Park since 2013.

The Huskers took control by opening the second half on a 10-2 run, taking a 45-38 lead after five straight points from McGowens, who had eight of his 10 points in the surge. PSU eventually cut the margin to 54-49 on a Seth Lundy basket, but Nebraska rattled off six straight points to build a seemingly comfortable 60-49 cushion after Allen's basket with 8:43 left.

Nebraska, which was shooting 56 percent at that point in the game, went ice cold, as Penn State clawed back. NU went over 8:30 without a basket, as the hosts inched closer before Jones' four-point play gave PSU its first lead of the half.

LAST TIME OUT

Purdue used a 19-4 second-half run en route to a 75-58 win over Nebraska Saturday afternoon at Pinnacle Bank Arena.

Nebraska led 49-46 after Teddy Allen's jumper with 13:14 left, but Purdue took control over the next six minutes, as Sasha Stefanovic had eight of his 14 points off the bench, including a pair of 3-pointers in an 8-0 run which stretched the Purdue lead from six to 14 with 6:50 remaining.

NEBRASKA-PENN STATE AT A GLANCE

- All-time: Penn State leads, 11-10
- In Lincoln: Nebraska leads, 8-2  
At Pinnacle Bank Arena: Nebraska leads, 5-1
- In State College: Penn State leads 7-2  
Bryce Jordan Center: Penn State leads, 6-2
- In Big Ten Conference games: Nebraska leads, 9-7
- In Big Ten Tournament games: Penn State leads, 2-0

Husker-Nittany Lion Superlatives

- Most consecutive wins (year ended): Nebraska 2 (2013); Penn State 2 (1981-1995; 2015; 2019-2020)
- Most points scored: Nebraska, 82, at Lincoln, Neb., Feb. 14, 2017; Penn State, 95, at University Park, Pa., Feb. 19, 2019
- Highest combined score: 166, Penn State 95, Nebraska 71, at University Park, Pa., Feb. 19, 2019.
- Biggest winning margin: Nebraska, 25, at Lincoln, Neb., Dec. 9, 1980; Penn State, 24, at University Park, Pa., Feb. 19, 2019

Date	Site	Rankings	Result	Neb.	PSU
12-9-80	H	-/-	W	75	50
12-21-81	A	-/-	L	58	60
3-21-95	H	-/-	L	59	65
1-11-12	H	-/-	W	70	58
2-11-12	A	-/-	L	51	67
1-19-13	A	-/-	W	68	64
2-9-13	H	-/-	W	67	53
1-23-14	A	-/-	L	54	58
2-20-14	H	-/-	W	80	67
2-7-15	A	-/-	L	43	56
3-11-15	N	-/-	L	65	68
2-13-16	H	-/-	W	70	54
2-25-16	A	-/-	L	55	56
2-14-17	H	-/-	W	82	66
3-8-17	N	-/-	L (OT)	67	76
1-12-18	A	-/-	L (OT)	74	76
2-25-18	H	-/-	W	76	64
1-10-19	H	-/-	W	70	64
2-19-19	A	-/-	L	71	95
2-1-20	H	-/24	L	64	76
2-14-20	A	-/-	W	62	61

CAREER STATS VS. PENN STATE

Player	GP-GS	Min-Avg	FG-FGA	Pct	3FG-FGA	Pct	FT-FTA	Pct	Off	Def	Tot	Avg	PF	A	TO	Blk	Stl	Pts	Avg
Arop	1-0	3-3.0	2-2	1.000	0-0	.000	0-1	.000	0	2	2	2.0	0	1	0	0	1	4	4.0
Banton	1-1	30-30.0	3-6	.500	1-2	.500	0-0	.000	0	3	3	3.0	2	6	4	0	2	7	7.0
Mayen	1-1	28-28.0	1-4	.250	0-2	.000	0-0	.000	0	3	3	3.0	1	3	1	2	0	2	2.0
McGowens	1-1	23-23.0	4-9	.444	1-3	.333	1-1	1.000	0	2	2	2.0	1	4	3	1	3	10	10.0
Ouedraogo	2-1	28-14.0	4-7	.571	0-0	.000	2-5	.400	2	6	8	4.0	2	0	0	1	1	10	5.0
Stevenson*	2-0	21-10.5	2-4	.500	0-1	.000	0-0	.000	0	2	2	1.0	1	3	2	1	1	4	2.0
Thorbjararson	3-1	43-14.3	5-9	.556	2-3	.667	2-5	.400	3	5	8	2.7	1	3	3	0	0	14	4.7
Walker	1-1	25-25.0	4-6	.667	0-0	.000	0-1	.000	1	3	4	4.0	2	1	2	1	1	8	8.0
Webster	1-0	29-29.0	5-12	.417	3-8	.375	0-0	.000	0	4	4	4.0	1	0	2	0	0	13	13.0

\*-includes Pitt

The Huskers, who used a 16-4 run to erase an 11-point deficit in building a 44-42 lead with 17:43 left, made one last run, as Allen hit consecutive baskets to get Nebraska within 67-57 with 4:19 left, but Stefanovic hit a pair of 3-pointers to push the lead back out to 16 with 3:22 left.

Jaden Ivey paced the Boilermakers with 15 points, while Brandon Newman added 10 points and seven rebounds. NU limited Trevion Williams, who was averaging 16.4 points per game and had 28 against Michigan State, to just nine points on 4-of-8 shooting in 21 minutes.

Shamiel Stevenson led the Huskers (5-15, 1-12 Big Ten) with 10 points off the bench, as the Husker reserves combined for 37 points, their highest total of Big Ten play. Thorir Thorbjarnarson, Kobe Webster and Trey McGowens had nine points each, while Yvan Ouedraogo had seven points and a team-high eight rebounds.

**WORTH NOTING**

- Nebraska got 37 points from its bench, its highest total in Big Ten play (previous high 26 at Minnesota).
- Thorir Thorbjarnarson finished with a season-high nine points including a season-best three 3-pointers. He had eight points four other times, most recently against Illinois on Feb. 12. He also tied his career high with two blocked shots.
- Shamiel Stevenson recorded his fourth double-figure scoring performance of the season with 10 points, his first double-figure effort since Feb. 8.
- Nebraska hit nine 3-pointers against Purdue and have now hit 20 3-pointers in the last two games.
- Nebraska had 14 assists and 11 turnovers, the third straight game with 11 or fewer turnovers.

**STORYLINES**

• Nebraska continues with its frantic February pace, as the Huskers will play 11 games between Feb. 6-28 following the rescheduling of games against Penn State, Illinois and Minnesota. The 2020-21 season will mark the fifth time in school history and the first since 1919-20, that NU will play double-digit games in February (based on dates listed in the media guide). Tuesday's game begins a stretch of four games in eight days. Earlier this month, NU played seven games in 12 days, spanning five states and more than 4,300 miles highlighted by a pair of games at Maryland (Feb. 16-17).

• The 2020-21 season marks the second straight season NU has had a strength of schedule in the top 10 in KenPom. NU's schedule was eighth in 2019-20.

• The Big Ten had nine teams in the top 40 of the NET rankings on Feb. 22, including four of the top eight spots. In all, four of the Huskers' final six regular-season opponents are in the top 50 of the NET.

• One area where the Huskers have made significant improvement since returning to action is on the defensive end. NU has allowed 10.8 fewer points per game over the past eight games, while holding teams to 41 percent shooting, including 30 percent from 3-point range.

• Teddy Allen and his younger brother Timmy are one of the highest scoring duos in college basketball. The pair combines for nearly 34 points a game, a total which ranks second nationally among brother duos.

**NU'S MOST FEB. GAMES**

No.	Year	Feb. Games
1.	1913-14	13
2.	1919-20	11
	<b>2020-21</b>	<b>11</b>
4.	1910-11	10
5.	1906-07	10

**IMPROVED BIG DEFENSE**

When	FG Pct.	3PT. Pct	Reb	PPG
Pre Pause	.477	.341	-8.0	81.0
Post Pause	.407	.300	-4.8	70.2

**2020-21 Highest Scoring Brother Duos**

No.	Total	Player-School (PPG)
1.	39.0	Julian Champagnie-St. John's (20.2) and Justin Champagnie-Pitt (18.8)
2.	33.8	Teddy Allen-Nebraska (16.5) and Timmy Allen-Utah (17.3)
3.	28.8	Michael Weathers-Texas Southern (14.0) and Marcus Weathers, Duquesne (14.8)

as of Feb. 22

• Nebraska's two-game series against Maryland last week marked the first time NU faced the same opponent on consecutive days since 1976 (at Hawaii) and first time it happened in conference play since 1921 (Iowa State in the Missouri Valley Conference).

• Nebraska is one pace for one of its most prolific 3-point shooting seasons in school history. NU enters the Penn State with 7.95 3-pointers per game which is on pace to rank second in school history. It is not surprising that Nebraska has relied on its 3-point shooting in Hoiberg's tenure, as his Iowa State teams led the Big 12 in 3-pointers in four of his five seasons at the school.

**Most 3-Pointers/Game in School History**

No.	School	Games	3-Pointers/Game
1.	2001-02	28	9.54
-	<b>2019-20</b>	<b>20</b>	<b>7.95</b>
2.	2019-20	32	7.90
3.	2006-07	31	7.87
4.	2018-19	36	7.50

• Teddy Allen is one of just eight newcomers at power conference schools averaging at least 16.0 points per game. Allen is currently sixth in the Big Ten in scoring and the only newcomer in the top 10 of the Big Ten in scoring as of Feb. 22. His scoring average is on pace to be one of the highest scoring averages by a first-year Husker.

**Highest Scoring NU Newcomers**

No.	Player	PPG	Year
1.	Terran Petteway	18.1	2013-14
2.	James Palmer Jr.	17.2	2017-18
3.	Andrew White III	16.6	2015-16
-	<b>Teddy Allen</b>	<b>16.5</b>	<b>2020-21</b>
4.	Joe McCray	15.5	2004-05

**LEARFIELD IMG COLLEGE HUSKER SPORTS NETWORK**

**Kent Pavelka**

- Is in his 34th season of calling Husker men's basketball
- Called NU basketball for two stretches from 1974-1996 before returning to play-by-play duties full time in 2006-07
- Called his 1,000th Husker basketball game in 2018-19
- Six-time Nebraska Sportscaster of the Year who was inducted into the Nebraska Broadcasters Hall of Fame in 2019

**Jake Muhleisen**

- Is in his third season as full-time color analyst
- Four-year starter at Nebraska from 2002-05
- Three-year team captain during his career

**Ben McLaughlin**

- Fills in as a color analyst for select broadcasts
- Co-hosts Sports Nightly and works on the Learfield IMG College football and baseball broadcasts

**2020-21 Network Affiliates**

City	Station	Location
Ainsworth	KBRB	1400 AM
Alliance	KCOW	1400 AM
Beatrice	KWBE	1450 AM
Broken Bow	KBBN	95.3 FM
Chadron	KCSR	610 AM
Columbus	KJSK	900 AM
Fairbury	KGMT	1310 AM
Falls City	KTNC	1230 AM
Fremont	KFMT	105.5 FM
Grand Island	KRGI	1430 AM
Hastings	KHAS	1230 AM
Holdrege	KUVR	1380 AM
Kearney	KGFV	1340 AM
Lexington	KRVN	880 AM
Lincoln	KLIN	1400 AM
McCook	KSWN	93.9 AM
Nebraska City	KNCY	1600 AM
Nebraska City	KBIE	103.1 FM
Norfolk	KNEN	94.7 FM
North Platte	KODY	1240 AM
North Platte	KXNP	106.1 FM
O'Neill	KRBX	102.9 FM
Omaha	KXSP	590 AM
Scottsbluff	KNEB	960 AM
Sidney	KSID	1340 AM
Superior	KRFS	1600 AM
Superior	KRFS	103.9 FM
Valentine	KVSH	940 AM

**Nationwide**

- Huskers.com & Huskers App
- TuneIn.com/Huskers & TuneIn App
- SiriusXM Satellite Radio

**POWER CONF. NEWCOMERS (THRU 2/22)**

No.	Name (School)	PPG
1.	Cameron Thomas (LSU)	22.6
2.	Cade Cunningham (Okla. St.)	18.6
3.	Eugene Omoruyi (Oregon)	17.2
4.	Ethan Mobley (USC)	17.1
	Carlik Jones (Louisville)	17.1
6.	Mac McClung (Texas Tech)	16.9
7.	<b>Teddy Allen (Neb.)</b>	<b>16.5</b>
8.	Marcus Moody (Ark.)	16.2

*Includes ACC, BIG, Big East, Big 12, Pac-12, SEC*

**QUICK FACTS**

**University of Nebraska Information**

Location ..... Lincoln, Neb.  
 Founded ..... 1869  
 Enrollment ..... 25,057  
 Nickname ..... Cornhuskers, Huskers  
 Colors ..... Scarlet & Cream  
 Affiliation ..... NCAA Division I  
 Conference ..... Big Ten Conference  
 Home Arena ..... Pinnacle Bank Arena  
 Capacity/Year Opened ..... 15,000/2013  
 Chancellor ..... Ronnie Green  
 Faculty Rep. .... Scott M. Fuess Jr.  
 Athletics Director ..... Bill Moos  
 Deputy A.D./Chief of Staff ..... John Johnson  
 Athletic Dept. Phone ..... (402) 472-4224  
 Assistant A.D./Ticketing ..... Holly Adam  
 Ticket Office Phone ..... (402) 472-3111 or 1-800-8BIGRED  
 Website ..... Huskers.com

**Basketball History**

First year of basketball ..... 1896-97  
 Regular-season conference titles (last) ..... 7 (1950)  
 Postseason conference titles (last) ..... 1 (1994)  
 All-time postseason appearances ..... 26  
 All-time postseason record ..... 24-25  
 NCAA Appearances (last) ..... 7 (2014)  
 NIT Appearances (last) ..... 19 (2019)

**Basketball Staff**

Head Coach ..... Fred Hoiberg  
 Alma Mater (Year) ..... Iowa State (1995)  
 Record at Nebraska ..... 12-40 (2nd season)  
 Overall NCAA Coaching Record ..... 127-96 (7th season)  
 Assistant Coaches ..... Matt Abdelmassih (2nd season)  
 ..... Armon Gates (3rd season)  
 ..... Doc Sadler (2nd season as asst./8th season overall)  
 Special Assistant to the Head Coach Bobby Lutz (1st season)  
 Strength Coach ..... Tim Wilson  
 Graduate Managers Jon Harris Jr. and Athan Katsantonis  
 Director of Operations ..... Luca Virgilio  
 Asst. Director of Operations ..... Sheryl Burbach  
 Video Coordinator ..... Matt Holt  
 Director of Player Development ..... Buzzy Caruthers  
 Assistant Athletic Trainer ..... R.J. Pietig  
 Equipment Manager ..... Pat Norris

**2020-21 Team Information**

2019-20 Record ..... 7-25 (5-11 H, 0-12 A, 2-2 N)  
 Big Ten Record (Finish) ..... 2-18 (14th)  
 2020 Big Ten Tournament ..... 0-1, lost to Indiana 64-89  
 Postseason ..... None  
 Starters Returning/Lost ..... 2/3  
 Lettermen Returning/Lost ..... 5/7  
 Scholarship Newcomers ..... 9

**Communications Contact**

Sr. Assoc. Director/MBB Contact ..... Shamus McKnight  
 Office Phone ..... (402) 472-7772  
 Cell Phone ..... (402) 540-0268  
 E-Mail ..... smcknight@huskers.com

**Men's Basketball Links**

Athletics Media Site ..... huskers.com/mediafiles  
 2020-21 MBB Site ..... go.unl.edu/mbbmedia2021

• The biggest beneficiary of Derrick Walker's insertion into the Husker attack has been Lat Mayen, who moved to his natural stretch four spot after playing in the post for the first half of the season. In the nine games since Walker returned, Mayen is averaging 10.6 points per game on 44 percent shooting and 5.0 rebounds per game. In NU's first four conference games, he averaged just 5.5 ppg on 31 percent shooting.

• With Trevor Lakes going over 1,000 career points on Wednesday, Trey McGowens is on track to become the second Husker this year to reach the 1,000-point plateau. He enters Tuesday's game with Penn State with 965 points, needing only 33 points to reach 1,000 for his career.

• Seven members of the Nebraska basketball team were honored on Feb. 19 with spots on the Nebraska Scholar-Athlete Honor Roll. The Huskers on the list include Teddy Allen, Lat Mayen, Chris McGraw, Jace Piatkowski, Bret Porter, Thorir Thorbjarnarson, Derrick Walker and Kobe Webster. All Husker student-athletes combined for a school-record fall GPA of 3.325.

**NEWCOMERS MAKING AN IMPACT**

Nebraska knew it would be relying on newcomers with only three returnees on the 2020-21 roster. In the offseason, the Huskers added four scholarship players with previous Division I experience, as well as Division II transfer Trevor Lakes.

• Nebraska's top six scorers are all newcomers, including three double-figure scorers. In all, 90 percent of the Huskers' offense and more than 80 percent of its rebounds have come from players who did not play at Nebraska in 2019-20.

• Husker players rank first or second among Big Ten newcomers in scoring (Teddy Allen, first), assists (Dalano Banton, second) and steals (Trey McGowens, second).

• In all, 61 of Nebraska's 62 double-figure efforts this season have been by players in their first season of competition at NU. Yvan Ouedraogo's double-double vs. Doane is the Huskers' only double-figure scoring effort by a returnee in 2020-21.

• According to KenPom, NU's returnees have played just 17.4 percent of total minutes, a total which ranks 327th nationally and last in the Big Ten. Every other Big Ten team had at least 40 percent or more as of Feb. 22.

• Nebraska's newcomers combined for nearly 4,000 points, 1,300 rebounds and 600 assists in their collegiate careers before joining the Husker program.

**BANTON IS HUSKERS' BIG GUARD**

It is not often that you see a point guard handling jump ball duties, but Dalano Banton is not your typical point guard. The 6-foot-9 sophomore provides a unique focal point to the Huskers' attack and is averaging 10.4 points, 6.5 rebounds and 4.5 assists per game, as he leads NU in rebounds, assists and blocked shots.

• He comes into the Penn State game ranking among the Big Ten leaders in assists (fifth), assist-to-turnover ratio (13th), blocks (13th) and rebounding (15th)

A former top-100 recruit, Banton has reached double figures 12 times, including a 15-point, eight-rebound four-assist performance against No. 9 Wisconsin on Dec. 22, and a 17-point effort against No. 19 Michigan on Dec. 25.

• Banton reached double figures in both games at Maryland last week, including a trio of 3-pointers on Feb. 17.

• He grabbed 10 or more rebounds twice this season, including 10 boards against No. 21 Wisconsin on Feb. 10.

• Banton is looking to be just the fifth Husker to average at least 5.0 assists per game over a full season. It has happened just five previous times in school history.

• He is one of 11 players nationally and one of three power conference players (Stanford's Ziaire Williams and Illinois' Ayo Dosunmu) with a triple-double this season as of Feb 12. Banton posted his first career triple-double with 13 points, 11 rebounds and 10 assists against Doane on Dec. 17. In addition, he nearly posted another triple-double against North Dakota State on Nov. 18 with 12 points, nine rebounds and eight assists.

**BANTON POSTS TRIPLE-DOUBLE**

Prior to Fred Hoiberg taking over the Nebraska basketball program, Nebraska never had a triple-double in a regular-season game, but now has had one in each of the past two seasons following Dalano Banton's triple-double against Doane on Dec. 17. In fact, the only two triple-doubles in the Big Ten have been by Huskers. Hoiberg has had three players on the college level post a triple double, as Royce White of Iowa State had one in 2012 (10 points, 18 rebounds, 10 assists).

**Nebraska Triple-Doubles Under Hoiberg**

Player	Opponent	Date	Points	Rebounds	Assists
Cam Mack	Purdue	Dec. 15, 2019	11	10	12
Dalano Banton	Doane	Dec. 17, 2020	13	11	10

**TEDDY BUCKETS**

Junior college transfer Teddy Allen has lived up to his billing as an elite scorer in his first season at Nebraska. The 6-foot-6 junior guard leads Nebraska and ranks sixth in the Big Ten in scoring at 16.5 points per game while also chipping in 4.8 rebounds and 1.3 steals per game.

• Allen is the only newcomer listed in the top 10 of the Big Ten in scoring as of Feb. 22.

• He has been in double figures in 17 of his 19 appearances this season, including a team-best seven 20-point performances.

• His most recent 20-point performance was 25-point effort at Maryland on Feb. 17, as he scored 15 of his 25 points in

**CHANGES IN LAT-ITUDES**

When	PPG	FG Pct	3-Pct	RPG
Last 9 Games	10.6	.436	.380	4.7
First 11 Games	5.5	.307	.176	2.5

**IMPACT NEWCOMERS**

Category	Pct. by Newcomers
Points	90.0
Rebounds	80.7
Assists	87.2
Blocks	81.4
Steals	83.7

**BANTON BIG RANKS**

Category	Avg	BIG Rank
Assists per Game	4.5	5th
Rebounds Per game	6.5	14th
Asst-to-TO Ratio	1.9-to-1	13th
Blocks per Game	1.1	13th

the second half.

- His basket with 12.3 seconds remaining at Penn State proved to be the go-ahead basket in NU's 62-61 victory.
- Allen has played well against the Huskers' toughest opponents, averaging 17.9 ppg in NU's seven games against ranked opponents this season.
- He enjoyed his best performance of the season at No. 8 Creighton on Dec. 11, when he totaled D-1 career highs with 26 points and nine rebounds against the Bluejays.
- He also had 25 points against No. 19 Michigan on Christmas Day and scored 19 of his 23 points in the second half against No. 17 Michigan State on Jan. 2.
- He has 10 career 20-point games, including three during his freshman season at West Virginia in 2017-18.
- Allen averaged 31.4 points per game at Western Nebraska Community College last season, the highest average by any junior college player since the 2013-14 season.

## STEALS = BASKETS

Nebraska's length on the defensive end has been disruptive during the first half of the campaign. The Huskers enter the Penn State contest ranked third in the Big Ten with 7.5 steals per game.

- Nebraska has five games with at least 10 steals, including 13 steals at Maryland on Feb. 16 and 12 steals at Michigan State on Feb. 6.
- The Huskers rank second in the Big Ten in forcing turnovers at 13.6 per game. Only Penn State (14.4) ranks higher in the Big Ten.
- Two Huskers rank in the top 10 of the Big Ten in steals with Trey McGowens (1.4 spg, fourth) and Teddy Allen (1.3 spg, seventh).
- Nebraska will look to finish among the top three teams in the Big Ten in steals for the third straight year (2019-20, 7.0, second; 2018-19, 7.2, third).
- Nebraska had 10+ steals in each of its first three games, marking the first time since the 2016-17 season and just the second time since 2010.

## HUSKERS LOOK TO PUSH PACE

When Nebraska coach Fred Hoiberg talks about playing with pace, he means it. His first Nebraska team led the Big Ten and was the only conference program in the top-50 nationally in tempo in 2019-20. It was the highest finish of any Big Ten program in the KenPom database since the site began tracking in 2001-02.

In six full seasons as a college head coach, his teams have ranked in the top-50 in tempo five times - that matches the entire number of times that a Big Ten program has done it since the 2001-02 campaign. Prior to Hoiberg's arrival, the last time a Husker team was in the top-100 nationally in tempo according to KenPom was in 1999-2000 under Danny Nee.

### Pace Under Hoiberg

Year	Hoiberg-Coached Team	Big Ten Leader
2010-11	Iowa State (34th)	Iowa (100th)
2011-12	Iowa State (128th)	Iowa (70th)
2012-13	Iowa State (30th)	Iowa (95th)
2013-14	Iowa State (12th)	Iowa (29th)
2014-15	Iowa State (10th)	Minnesota (47th)
2019-20	Nebraska (16th)	Same

## FROM COLLEGE TO THE NBA AND BACK AGAIN

Nebraska's Fred Hoiberg is in an exclusive club, as he was one of just nine current D-I coaches to coach in both Division I and in the NBA in 2020-21. He spent three-plus seasons with the Chicago Bulls, guiding the Bulls to the NBA Playoffs in 2016. Hoiberg's 270 regular-season NBA games rank second among the 10 former NBA coaches in the collegiate ranks. Hoiberg also brings five years of NBA front office experience, as he worked with the Minnesota Timberwolves from 2005 to 2010.

Coach, School	NBA Head Coach, Years
John Calipari, Kentucky	New Jersey, 1996-99
Leonard Hamilton, Miami	Washington, 2000-01
Fred Hoiberg, Nebraska	Chicago, 2015-18
Lindsey Hunter, Mississippi Valley State	Phoenix, 2013
Lon Kruger, Oklahoma	Atlanta, 2000-03
Larry Krystkowiak, Utah	Milwaukee, 2007-08
Eric Musselman, Arkansas	Golden State, 2002-04; Sacramento, 2006-07
Rick Pitino, Iona	New York, 1987-89; Boston, 1997-2001
Darrell Walker, Arkansas Little Rock	Toronto, 1996-98; Washington, 1999-2000

as of Feb. 22, 2021

## HUSKERS SIGN TALENTED TRIO

The three-member class that the Nebraska basketball program signed in November for next season has been lauded as one of the nation's top recruiting classes.

The trio of Wilhelm Breidenbach, Bryce McGowens and Keisei Tominaga has NU ranked 16th in the ESPN.com team ranking as of Dec. 10th. The class ranks third in the Big Ten to Michigan and Michigan State, and Nebraska is one of three Big Ten programs - joining Michigan and Michigan State - in signing a five-star recruit in the class of 2021.

- Both Breidenbach and McGowens were nominated for McDonald's All-America honors last week.
- NU's class features a pair of top-100 recruits in McGowens and Breidenbach, who are two of the three-highest-rated

## TOP-10 PINNACLE BANK ARENA CROWDS

No.	Attend.	Opponent	Date
1.	15,998	Wisconsin	March 9, 2014
2.	15,991	Penn State	Feb. 25, 2018
3.	15,987	Tennessee-Martin	Nov. 28, 2014
4.	15,978	Northwestern	March 1, 2014
5.	15,952	Iowa	Jan. 27, 2018
6.	15,950	Creighton	Dec. 8, 2018
7.	15,949	Arkansas State	Dec. 14, 2013
8.	15,946	South Dakota State	Nov. 15, 2019
9.	15,945	Minnesota	Jan. 26, 2014
10.	15,933	Iowa	Feb. 22, 2015

## RECORD AT PINNACLE BANK ARENA

Season	Wins	Losses	Pct.
2013-14	15	1	.938
2014-15	10	6	.625
2015-16	10	8	.556
2016-17	8	8	.500
2017-18	16	1	.941
2018-19	13	5	.722
2019-20	5	11	.313
2020-21	4	8	.333
<b>Totals</b>	<b>81</b>	<b>48</b>	<b>.626</b>

## 2020-21 MISC. STATS

### DOUBLE DOUBLES

Dalano Banton vs. Doane ..... 13 pts., 11 reb., 10 asst.  
Yvan Ouedraogo vs. Doane ..... 13 pts., 13 reb.

### TEAM LEADERS

**Double-Figure Scoring Games:** ..... Allen-16; Banton-11  
McGowens-11; Webster-7; Mayen-7; Stevenson-4;  
Lakes-1; Ouedraogo-1; Walker-1

**10+ Rebounding Games:** ..... Banton-2; Ouedraogo-1;  
Mayen-1

**Double-Doubles:** ..... Banton-1; Ouedraogo-1

**Triple-Doubles:** ..... Banton-1

**20-Point Games:** ..... Allen-6; Webster-1; McGowens-1

**30-Point Games:** ..... None

**Games Leading NU in Scoring:**\* .. Allen-11; Banton-3; McGowens-2;  
Stevenson-2; Webster-1; Mayen-3

**Games Leading NU in Rebounding:**\* ..... Banton-9; Ouedraogo-4;  
Allen-6; Mayen-3; McGowens-2; Walker-1

**Games Leading NU in Assists:**\* ..... Banton-14; Thorbjarnarson-2;  
Mayen-1; Allen-1; McGowens-1; Walker-1

**Games Leading NU in Blocks\*** ..... Banton-9; Ouedraogo-4;  
Mayen-5; Walker-3; McGowens-1; Porter-1; Allen-1; .....  
Stevenson-2; Thorbjarnarson-1

**Games Leading NU in Steals** ..... Allen-7; McGowens-9;  
Banton-5; Thorbjarnarson-4; Stevenson-3; Mayen-3;  
Ouedraogo-3; Walker-3; Wood-1

\*-Includes Ties

## AROP TO MISS 2020-21 SEASON

University of Nebraska Head Coach Fred Hoiberg announced on Nov. 12 that sophomore Akol Arop will miss the entire 2020-21 season following knee surgery.

Arop played in 21 games as a true freshman for the Huskers. While he averaged just 1.0 points and 1.3 rebounds per game in 2019-20, Arop saw most of his action down the stretch, playing at least 20 minutes in each of the Huskers' final three games.





## HUSKERS' SOCIAL JUSTICE PATCH

No more hashtags, only change.

Amidst the national protests and a summer of unrest and injustice, Nebraska Men's Basketball was inspired to become change agents in the fight against injustice. As the first Nebraska Athletics coach to comment on the protests publicly, coach Fred Hoiberg and staff made it a priority to discuss the events with his team in May and June 2020. What transpired was an overwhelming message of change. And most importantly, no more hashtags.

This season, The NCAA Playing Rules Oversight Panel approved rules to allow student-athletes in all sports to wear patches on their uniforms for commemorative and memorial purposes, as well as to support social justice issues. Nebraska Men's Basketball wanted to create a patch with a message, one specific to their team.

As Kobe Webster and Teddy Allen closed the speech, Allen called for action. No more hashtags, only change. This phrase, not meant to only inspire action instead of talk, is also meant to inspire no more hashtags of names, specifically of victims of injustice. The patch symbolizes the need to move toward actionable steps outlined. Bring awareness to the issues, educating yourself on these issues, being unified on creating change in the world, and the plea to have no more names becoming hashtags.

Nebraska Men's Basketball has made statements, the team has now shifted to action. Among the first teams in the country to declare Election Day an off day for athletes to vote, the team also held educational sessions throughout the summer and fall, meeting with the Lincoln Police Department, the Malone Center, and collaborating with the Diversity and Inclusion Director to establish a plan of action moving forward.

## CUTOUTS ON SALE FOR 2020-21 SEASON

Husker fans can get their pictures in Pinnacle Bank Arena for the 2020-21 season by purchasing Nebraska Basketball fan cutouts at [shop.fancutouts.com/products/nebraska-basketball](http://shop.fancutouts.com/products/nebraska-basketball). Cutouts are only \$55 and all proceeds from the season-long campaign will support Husker student-athletes and allow Nebraska Athletics to address the areas of greatest need during this challenging time.

- At the end of the basketball season, fans will have the opportunity to pick up their cutouts free of charge. Fans who wish to have their cutouts shipped after the season will be charged an additional \$25 per order at the time of purchase

- All sales are final. Cutout locations may be subject to change throughout the season depending on permissible fan capacity.

players Nebraska has signed in the 247 composite database, which compiles all of the major recruiting sites into one list.

- McGowens is listed as a 5-star recruit by all three national publications (ESPN, 247, Rivals) and is a consensus top-25 national player (ESPN, 247 Sports, Rivals). He is the highest-ranked recruit Nebraska has signed since the current national recruiting sites began nearly 20 years ago.
- Breidenbach is a four-star recruit by both ESPN and 247 Sports and is ranked No. 63 by ESPN and No. 87 on 247Sports composite rankings.

## BIG TEN TOURNAMENT RELOCATES TO INDIANAPOLIS

The Big Ten Conference Administrators Council, which includes the Directors of Athletics and Senior Women Administrators from all 14 member institutions, approved measures to relocate the 2021 Big Ten Men's Basketball Tournament from the United Center in Chicago to Lucas Oil Stadium in Indianapolis. The decision to relocate the tournament was made in collaboration with the Big Ten Council of Presidents and Chancellors and the conference office.

The decision to relocate the tournament to Indianapolis was based on multiple factors. First and foremost was the health and safety of student-athletes, coaches, officials and conference constituents. Hosting both the men's and women's basketball tournaments in the same city allows for cohesive testing and medical protocols for both events, as well as centralized accommodations surrounding the competition venues.

The 2021 Big Ten Men's Basketball Tournament will be held March 10-14 in Indianapolis and will precede the NCAA Men's Basketball Tournament, which was moved to Indianapolis and surrounding communities in the state of Indiana in January.

## HUSKER NOTEBOOK

- Nebraska's 2020-21 roster features players from six countries (United States, Canada, Iceland, England, France and Australia). Nebraska's six international players tie for eighth nationally and ties for third among power conference programs (Arizona and Washington State-7 apiece).
- Nebraska has several players whose relatives played collegiately, including Jace Piatkowski, whose father Eric scored nearly 2,000 points at Nebraska before spending 14 years in the NBA.

### Athletic Families

Player	Relative	College (Sport)
Teddy Allen	Timmy Allen (Brother)	Utah (MBB)
Akol Arop	Aguek Arop (Brother)	San Diego State (MBB)
Trey McGowens	Bobby McGowens (Father)	Clemson (FB)/South Carolina State (MBB/FB)
	Pam Owens (Mother)	Western Carolina (WBB)
	Bryce McGowens (Brother)	Signed with Nebaska (MBB)
Jace Piatkowski	Eric Piatkowski (Father)	Nebraska (MBB)
Bret Porter	Budge Porter (Father)	Nebraska (FB)
	Mort Porter (Grandfather)	Nebraska (FB)
	Grove Porter (Great Grandfather)	Nebraska (FB)
Elijah Wood	Anthony Wood (Father)	Hampton (MBB)

- Nebraska signed a pair of top-20 junior college prospects for the second straight season. Junior guard Teddy Allen was rated eighth by JUCORecruiting.com, while forward Lat Mayen was tabbed 18th nationally by the publication. The Huskers were one of three programs nationally to sign a pair of top-20 JUCO recruits (St. John's and Southern Miss).

## NEBRASKA BOASTS HIGHEST EVER GSR SCORE

Nebraska student-athletes have posted a 94 percent NCAA Graduation Success Rate (GSR), continuing the Huskers' long tradition of being a national leader in the classroom. The NCAA released its GSR scores on Nov. 17, with Nebraska recording its highest all student-athlete rate for the eighth consecutive year. It also marked the third straight year Nebraska has achieved a GSR of 90 percent or higher.

- At the conference level, the 94 percent mark is tied for second among 14 Big Ten schools. On the national scale, Nebraska's GSR ranks in a tie for 10th among 65 Power Five Schools, and third among public institutions at the Power Five level.
- The Husker men's basketball program achieved a 100 percent GSR and was one of 13 Husker programs to post a 100 GSR in the latest rankings.
- The 94 percent GSR rate is another milestone for a program that has long been a national leader in academic and athletic achievement. Nebraska leads the nation with 340 CoSIDA Academic All-Americans in school history across all sports. Nebraska also leads the nation with 18 NCAA Today's Top 10 Award winners.

## MISSING THAT HOME CROWD ADVANTAGE

With no fans allowed in 2020-21, Nebraska will miss out on the fan support which has ranked among the nation's best since moving into Pinnacle Bank Arena in 2013-14.

- Nebraska has ranked in the top 15 nationally in average attendance in each of the past seven seasons, averaging sellout crowds in the 15,000-seat arena.
- In 2019-20, the Huskers finished the home portion of their campaign averaging 15,605 fans per game for 16 home games. The average set NU's single-season record, breaking the mark of 15,569 per game set during the 2014-15 season despite posting a 7-25 record.

- Nebraska is one of nine schools in the country to average 15,000+ fans per contest in each of the last seven seasons (2014-20), joining Kentucky, Syracuse, Louisville, North Carolina, Wisconsin, Indiana, Kansas and Creighton.

### PINNACLE BANK ARENA ATTENDANCE

Season	Average	NCAA Rank
2013-14	15,419	13th
2014-15	15,569	10th
2015-16	15,430	11th
2016-17	15,427	11th
2017-18	15,494	11th
2018-19	15,341	10th
2019-20	15,605	11th



# NEBRASKA HEAD COACH FRED HOIBERG

## AT NEBRASKA (2019-PRESENT)

• Hired as Nebraska's 28th men's basketball coach on March 30, 2019, a position his grandfather (Jerry Bush) held for nine seasons from 1954 to 1963.

## CHICAGO BULLS (2015-18)

- Coached the Chicago Bulls for three-plus seasons, posting a 115-155 record.
- Became just the fifth coach in franchise history to post a winning record in his debut season.
- Took the Bulls to the 2017 NBA Playoffs where they won the first two games against the top-seeded Boston Celtics, as the Bulls were the first No. 8 seed to take a 2-0 lead against a No. 1 seed since 1993.
- Was the fifth coach in NBA history to have each of his first two career playoff victories come on the road.

## IOWA STATE (2010-15)

- Served as head coach at his alma mater for five seasons, posting a 115-56 record, which is the top winning percentage in school history (.673).
- Led the Cyclones to four straight NCAA Tournament appearances - a program record - while his 115 wins were the most in a five-year stretch in school history.
- Guided Iowa State to back-to-back Big 12 Tournament titles in 2014 and 2015.
- Produced four All-Americans, 12 All-Big 12 honorees and 10 players who played in the NBA.
- Named Big 12 Coach of the Year in 2012, as the Cyclones went from three conference wins to 12 in one season.
- Won 28 games and reached the NCAA Sweet 16 in 2014.
- Led the Big 12 in scoring offense in two of his last four seasons and topped the conference in 3-pointers four times in five years.

## MINNESOTA TIMBERWOLVES (2005-10)

- Served as Vice President of Basketball Operations in 2009-10, overseeing the day-to-day operations of basketball programs including college and pro scouting, salary cap management and NBA Draft preparations.
- Was the Assistant General Manager for three seasons, helping the Timberwolves orchestrate a draft-day trade for five-time all-star Kevin Love in 2008.

## AS AN NBA PLAYER (1995-2005)

- Spent 10 years in the NBA with the Indiana Pacers (four seasons), Chicago Bulls (four seasons) and Minnesota Timberwolves (two seasons) after being selected in the second round of the 1995 NBA Draft.
- Was a member of three NBA Playoff Teams, including a Timberwolves team that reached the 2004 Western Conference Finals.
- Shot 40 percent from 3-point range during his career and led the NBA in 3-point shooting in his final season (48.3, 2004-05).
- Ended his NBA career abruptly at the age of 33 after undergoing open-heart surgery to repair an aneurysm in his aortic root.

## IOWA STATE PLAYING CAREER (1991-95)

- Started all four seasons at Iowa State, averaging 15.8 points, 6.9 rebounds, 2.8 assists and 1.6 steals per game in his collegiate career.
- His No. 32 was retired by Iowa State in 1997 and Hoiberg is a member of the ISU Hall of Fame.
- Garnered third-team All-America honors as a senior in 1994-95, averaging 19.9 points per game to help the Cyclones win a then-school-record 23 games and was named Big Eight Co-Male Athlete of the Year in 1995.
- Two-time Academic All-American who was inducted into the CoSIDA Academic Hall of Fame in 2016.



## FRED HOIBERG'S COLLEGIATE COACHING RECORD

Year	School	Overall Record	Pct.	Conf. Record	Pct	Conf. Finish	Postseason
2010-11	Iowa State	16-16	.500	3-13	.188	12th	None
2011-12	Iowa State	23-11	.676	12-6	.677	T-3rd	NCAA Third Round
2012-13	Iowa State	23-12	.657	11-7	.611	T-4th	NCAA Third Round
2013-14	Iowa State	28-8	.778	11-7	.611	T-3rd	NCAA Sweet 16
2014-15	Iowa State	25-9	.735	12-6	.677	T-2nd	NCAA Second Round
2019-20	Nebraska	7-25	.219	2-18	.100	14th	None
2020-21	Nebraska	5-15	.250	1-12	.077	-	-
<b>Totals</b>		<b>127-96</b>	<b>.570</b>	<b>52-69</b>	<b>.430</b>		

**Nebraska Team**

Ranked in the top 5 (AP Poll) ..... Never Happened  
 Ranked in the top 10 (AP Poll) ..... March 1, 1966  
 Ranked in the top 20 (AP Poll) ..... Jan. 2, 1995  
 Ranked in the top 25 (AP Poll) ..... Dec. 31, 2018 (No. 24)  
 Ranked in the top 25 (USA Today Coaches Poll) ..... Dec. 31, 2018 (No. 23)

Played AP Poll No. 1 ranked team ..... lost at No. 1 Indiana (47-76), 2/13/2013  
 Defeated AP Poll No. 1 ranked team ..... at No. 1 Missouri (67-51), 2/6/1982  
 Played AP Poll No. 2 ranked team ..... lost at No. 2 Michigan (47-62), 1/9/13  
 Defeated AP Poll No. 2 ranked team ..... vs. No. 2 Oklahoma State (85-69), 2/5/1992  
 Played Team Ranked 1-5 by AP ..... lost at No. 3 Michigan State (57-86), 12/3/2017  
 Defeated Team Ranked 1-5 by AP ..... vs. No. 3 Texas (70-67), 2/19/2011  
 Played Team Ranked 6-10 by AP ..... lost to No. 6 Illinois (72-77, OT), 2/12/2021  
 Defeated Team Ranked 6-10 by AP ..... vs. No. 9 Wisconsin (77-68), 3/9/2014  
 Defeated Team Ranked 11-25 by AP ..... vs. No. 21 Maryland (68-61), 3/14/2019  
 Defeated Team Ranked 1-10 by AP on Road ..... at No. 9 Michigan State (60-51), 2/16/2014  
 Defeated Ranked Team by AP on Road ..... vs. No. 25 Indiana (66-51), 1/14/2019

Scored 100 or more points ..... 110; vs. Doane, 12/17/2020  
 Scored 90 or more points ..... 110; vs. Doane, 12/17/2020  
 Scored 80 or more points ..... 110; vs. Doane, 12/17/2020  
 Scored less than 50 points ..... 48; vs. Wisconsin, 2/10/2021  
 Scored less than 40 points ..... 38; at Oregon, 12/15/2012  
 Shot 75% from the field ..... 750, vs. Nebraska-Omaha (42-56), 1/25/1988 \$  
 Shot 70% from the field ..... 723; vs. UNC Wilmington (34-47), 12/5/1997  
 Shot 60% from the field ..... 628; vs. Northwestern (27-43), 2/3/2015

Made 50 or more free throws ..... Never Happened  
 Made 40 or more free throws ..... 43, vs. Texas (43-59), 1/3/1996 - \$  
 Made 30 or more free throws ..... 37; vs. UTSA (37-50), 12/20/2017  
 Made 25 or more free throws ..... 25; vs. Illinois (25-30), 12/2/2018  
 Attempted 60 or more free throws ..... 60, vs. Kansas State (36-60), 1/11/1954 - \$  
 Attempted 50 or more free throws ..... 50, vs. UTSA (37-50), 12/20/2017  
 Attempted 40 or more free throws ..... 50, vs. UTSA (37-50), 12/20/2017  
 Attempted 30 or more free throws ..... 30; vs. South Dakota (21-30), 12/1/2020  
 Shot 100% from the foul line (min 10 att.) ..... 1.000; at Penn State (16-16), 1/19/2013  
 Shot 95% from the foul line (min 10 att.) ..... 1.000; at Penn State, (16-16), 1/19/2013  
 Shot 90% from the foul line (min 10 att.) ..... .913; vs. Oklahoma State (21-23), 12/16/2018

Made 20 or more 3-pointers ..... Never Happened  
 Made 15 or more 3-pointers ..... 15; vs. Mississippi Valley State (15-37), 11/6/2018  
 Made 10 or more 3-pointers ..... 13; at Maryland (13-28), 2/17/2021  
 Made 0 3-pointers ..... 0; vs. Jacksonville State (0-5), 12/18/2012  
 Held Opponent to 0 3-pointers ..... 0; Southeastern Louisiana, 11/22/2015  
 Attempted 40 or more 3-pointers ..... 41; vs. Nevada (9-41), 11/26/2020 \$  
 Attempted 30 or more 3-pointers ..... 33; at Ohio State (5-33), 12/30/2020  
 Attempted 20 or more 3-pointers ..... 28; vs. Purdue (9-28), 2/20/2021  
 Shot 75% from 3-point range (min. 10 att.) ..... .750, vs. UT-Pan American (9-12), 12/2/2009 - \$  
 Shot 60% from 3-point range (min. 10 att.) ..... .647; vs. USC (11-17), 12/3/2012  
 Shot 50% from 3-point range (min. 10 att.) ..... .500; vs. Washington State (9-18), 11/25/2019  
 Shot 50% from 3-point range (min. 20 att.) ..... .571; vs. Southern (12-21), 11/22/2019

Had 60 or more rebounds ..... 60; vs. Oral Roberts, 12/22/1999  
 Had 50 or more rebounds ..... 44; vs. Doane, 12/17/2020

Had 30 or more assists ..... 35, vs. Northeastern Illinois, 12/21/1994  
 Had 25 or more assists ..... 25; vs. Doane, 12/17/2020  
 Had 20 or more assists ..... 25; vs. Doane, 12/17/2020  
 Had 15 or more assists ..... 19; at Penn State, 2/14/2021

Had 20 or more steals ..... 23, vs. Texas Tech, 3/4/1999 - \$  
 Had 15 or more steals ..... 16, vs. McNeese State, 11/28/2020  
 Had 10 or more steals ..... 13, at Maryland, 2/16/2021

Had 15 or more blocked shots ..... 15, vs. Coppin State, Dec. 6, 1996 - \$  
 Had 10 or more blocked shots ..... 14; at Northwestern, 1/2/2018

Had 30 or more turnovers ..... 31, at Creighton, 12/11/2005  
 Had 20 or more turnovers ..... 25; at Creighton, 12/11/2020  
 Had 5 or less turnovers ..... 5; vs. Purdue, 2/23/2019

**Nebraska Player...**

**Had 20 or more points:** ..... 25; Teddy Allen vs. Maryland, 2/17/2021  
**Had 25 or more points:** ..... 25; Teddy Allen vs. Maryland, 2/17/2021  
**Had 30 or more points:** ..... 34; James Palmer Jr. vs. Rutgers, 3/13/2019  
**Had 40 or more points:** ..... 41; Aleks Maric vs. Kansas State, 2/13/2007  
**Had 20 or more points in a half:** ..... 21; Teddy Allen vs. Michigan (1st), 12/25/2020

**Had No Player in Double Figures:** ..... vs. Ohio State, 1/21/2012  
**Had Five Players with 10 or more points** ..... vs. Indiana, 1/10/2021  
 ..... Teddy Allen (21); Lat Mayen (15), Derrick Walker (10); Trey McGowens (10); Dalano Banton (10)  
**Had Six Players with 10 or more points** ..... vs. McNeese State, 11/25/2020  
 ..... Teddy Allen (14); Trey McGowens (14); Shamiel Stevenson (14) Dalano Banton;  
 ..... Kobe Webster (13); Lat Mayen (13)  
**Two Huskers with 20 or more points, same game:** ..... vs. Michigan State, 1/2/2021  
 ..... Teddy Allen (23) and Trey McGowens (20)  
**Three Huskers with 20 or more points, same game:** ..... Iowa, 3/10/2019  
 ..... James Palmer Jr. (30), Glynn Watson Jr. (23), Isaiah Roby (23)  
**Two Huskers with 30 or more points, same game:** ..... vs. Oregon, 11/25/1995  
 ..... Tyronn Lue (30) & Jaron Boone (30) - only time in school history

**Had 10 or more rebounds:** ..... 10; Dalano Banton vs. Wisconsin, 2/10/2021  
**Had 15 or more rebounds:** ..... 19; Yvan Ouedraogo vs. Northwestern, 3/1/2020  
**Had 20 or more rebounds:** ..... 21, Kimani Ffriend vs. Oral Roberts, 12/22/1999  
**Had 25 or more rebounds:** ..... 26, Bill Johnson vs. Iowa State, 1/4/1954 - \$  
**Two Huskers with 10 or more rebounds, same game:** ..... vs. Doane, 12/17/2020  
 ..... (Yvan Ouedraogo-13; Dalano Banton-11)  
**Three Huskers with 10 or more rebounds, same game:** ..... vs. Texas Tech, 1/19/2000  
 ..... (Steffon Bradford 16; Kimani Ffriend 12; Louis Truscott 11)

**Had 5 or more 3-pointers:** ..... 5; Lat Mayen vs. Indiana (5-9), 1/10/2021  
**Had 6 or more 3-pointers:** ..... 6; Kobe Webster vs. Georgia Tech (6-7), 12/9/2020  
**Had 7 or more 3-pointers:** ..... 7; Glynn Watson Jr. vs. Iowa (7-12), 3/10/2019  
**Had 8 or more 3-pointers:** ..... 8; Cary Cochran, vs. Baylor (8-13), 2/27/2002 - \$

**Had 5 or more assists:** ..... 6; Dalano Banton at Penn State, 2/14/2021  
**Had 10 or more assists:** ..... 10; Dalano Banton vs. Doane, 12/17/2020  
**Had 15 or more assists:** ..... 15; Charles Richardson vs. Rutgers, 12/2/2006  
**Had 18 or more assists:** ..... 18; Brian Carr, at Evansville, 1/3/1985 - \$

**Had 5 or more blocked shots:** ..... 5; Isaiah Roby vs. Northwestern, 2/16/2019  
**Had 6 or more blocked shots:** ..... 6; Isaiah Roby vs. Eastern Illinois, 11/11/2017  
**Had 7 or more blocked shots:** ..... 7; John Turek vs. Colorado, 3/2/2005  
**Had 9 or more blocked shots:** ..... 9; Mikki Moore vs. Coppin State, 12/6/1996 - \$  
**Had 10 or more blocked shots:** ..... Never Happened

**Had 5 or more steals:** ..... 5; Teddy Allen vs. North Dakota State, 11/28/2020  
**Had 6 or more steals:** ..... 6; Glynn Watson Jr. vs. Long Beach State, 11/26/2017  
**Had 7 or more steals:** ..... 7; Brandon Richardson at Ohio State, 1/3/2012  
**Had 8 or more steals:** ..... 8, Cookie Belcher vs. Oklahoma St., 2/7/2001 - \$  
**Had 10 or more steals:** ..... Never Happened

**Had Triple-Double (Points/Rebounds/Assists):** .....  
 ..... 10; Dalano Banton vs. Doane, 12/17/2020 (13/11/10)

**Had Two Players with Double-Doubles:** .....  
 ..... Yvan Ouedraogo and Dalano Banton vs. Doane (12/17/2020)  
**Had Double-Double (Points/Assists):** ..... 10; Dalano Banton vs. Doane, 12/17/2020 (13/11/10)  
**Had Double-Double (Points/Rebounds):** ..... Yvan Ouedraogo vs. Doane, 12/17/2020 (13/13)  
**Had Double-Double (Points/Steals):** ..... Never Happened  
**Had Double-Double (Points/Blocks):** ..... Never Happened

\$ - School Record - # - Tied School record  
 As of 2/21/2021




## 2020-21 TELEVISION/RADIO ROSTER




**0 | TEDDY ALLEN**  
Jr. | G | 6-6 | 223




**2 | TREY MCGOWENS**  
Jr. | G | 6-4 | 191



**3 | ELIJAH WOOD**  
Fr. | G | 6-5 | 174



**4 | SHAMIEL STEVENSON**  
Jr. | G/F | 6-6 | 245




**10 | KOBE WEBSTER**  
Sr. | G | 6-0 | 172




**11 | LAT MAYEN**  
Jr. | F | 6-9 | 205



**13 | DERRICK WALKER**  
Jr. | F | 6-8 | 232



**14 | TREVOR LAKES**  
Sr. | F | 6-7 | 215



**21 | JACE PIATKOWSKI**  
Rfr. | G | 6-3 | 184




**24 | YVAN OUEDRAOGO**  
So. | F | 6-9 | 245



**30 | CHRIS MCGRAW**  
So. | G | 6-0 | 170




**33 | AKOL AROP**  
So. | F | 6-5 | 203



**34 | THORIR THORBJARNARSON**  
Sr. | G | 6-6 | 202



**35 | EDUARDO ANDRE**  
Fr. | F | 6-10 | 228



**44 | BRET PORTER**  
Rfr. | F | 6-5 | 228



**45 | DALANO BANTON**  
So. | G | 6-9 | 204



**FRED HOIBERG**  
Head Coach



**MATT ABDELMASSIH**  
Assistant Coach



**ARMON GATES**  
Assistant Coach



**DOC SADLER**  
Assistant Coach



**BOBBY LUTZ**  
Special Assistant to the  
Head Coach



**LUCA VIRGLIO**  
Director of Basketball  
Operations



**TIM WILSON**  
Strength Coach



**MATT HOLT**  
Video Coordinator



**BUZZY CARUTHERS**  
Director of Player  
Development



**R.J. PIETIG**  
Athletic Trainer




**PAT NORRIS**  
Equipment Manager



**SHERYL BURBACH**  
Assistant Director of  
Basketball Operations



**JOHN HARRIS JR.**  
Graduate Manager



**ATHAN KATSANTONIS**  
Graduate Manager



## 2020-21 GAME-BY-GAME COMPARISON

Team	FG-FGA	Pct.	3FG-3FGA	Pct.	FT-FTA	Pct.	O-D	Reb.	PF	A	TO	B	S	Pts.	W/L
McNeese State	21-55	.382	7-22	.318	6-14	.429	12-23	35	26	10	27	5	3	55	
at Nebraska	36-72	.500	10-24	.417	20-29	.690	17-28	45	15	19	10	4	16	102	W
Nevada	24-50	.480	6-21	.286	15-22	.682	10-39	49	27	12	21	1	3	69	
at Nebraska	18-62	.290	9-41	.220	21-30	.700	11-20	31	24	13	9	1	12	66	L
North Dakota State	20-69	.290	6-26	.250	11-16	.688	22-29	51	17	8	17	4	4	57	
at Nebraska	29-63	.460	9-32	.281	12-20	.600	10-32	42	16	15	10	4	11	79	W
South Dakota	23-65	.346	7-26	.354	16-21	.762	10-28	39	21	14	13	3	6	69	
at Nebraska	24-60	.400	7-24	.292	21-30	.700	11-35	46	20	10	15	3	9	76	W
Georgia Tech	26-58	.448	8-25	.320	15-20	.750	8-26	34	19	13	9	2	8	75	
at Nebraska	23-61	.377	8-23	.348	10-15	.667	15-27	42	19	14	16	1	3	64	L
at Creighton	38-73	.521	14-30	.467	8-13	.615	10-26	36	19	24	13	5	16	98	
Nebraska	25-57	.439	11-26	.423	13-22	.591	11-28	39	15	12	25	3	5	74	L
Doane	21-72	.292	13-46	.283	9-17	.529	9-25	34	18	15	13	2	6	64	
at Nebraska	41-74	.554	12-33	.364	16-25	.640	13-42	55	10	25	8	7	8	110	W
at No. 9 Wisconsin	22-55	.400	8-26	.308	15-15	1.000	6-34	40	12	14	11	1	0	67	
Nebraska	18-54	.333	8-27	.296	9-17	.529	6-25	31	15	12	9	6	6	53	L
No. 19 Michigan	30-59	.508	9-27	.333	11-14	.786	8-35	43	16	16	15	2	6	80	
Nebraska	25-64	.391	7-20	.350	12-20	.600	8-23	31	19	6	8	2	6	69	L
at No., 25 Ohio State	31-63	.492	12-32	.375	16-20	.800	11-34	45	18	16	10	3	5	90	
Nebraska	17-60	.283	5-33	.152	15-21	.714	13-22	35	20	3	15	3	6	54	L
No. 17 Michigan State	29-56	.518	7-23	.304	19-26	.731	9-20	29	21	12	13	5	6	84	
at Nebraska	27-55	.491	9-19	.474	14-19	.737	9-22	31	21	12	18	1	4	77	L
Indiana	30-65	.462	9-24	.375	15-25	.600	12-29	41	14	14	8	3	4	84	
at Nebraska	26-57	.456	9-23	.391	15-22	.682	5-25	30	19	16	9	2	4	76	L
at Michigan State	23-59	.390	6-23	.261	14-16	.875	12-35	47	24	16	22	7	7	66	
Nebraska	21-58	.362	3-17	.175	11-24	.458	10-24	34	18	11	17	6	12	56	L
at Minnesota	27-72	.375	8-36	.222	17-22	.773	16-30	46	24	15	11	4	4	79	
Nebraska	21-57	.368	3-15	.200	16-25	.640	11-32	43	22	12	18	5	6	61	L
No. 21 Wisconsin	20-62	.323	9-32	.281	12-17	.706	10-28	38	16	12	8	3	9	61	
at Nebraska	18-49	.367	5-15	.333	7-17	.412	8-33	41	19	13	17	2	5	48	L
No. 6 Illinois	28-58	.483	7-21	.333	14-22	.636	9-30	39	19	15	13	8	6	77	
Nebraska	24-65	.369	7-20	.350	17-25	.680	15-25	40	20	12	13	5	7	72	L (OT)
at Penn State	21-65	.323	9-31	.290	10-12	.833	13-26	39	9	13	12	3	7	61	
Nebraska	27-56	.482	7-19	.368	1-3	.333	5-30	35	12	19	16	6	7	62	W
at Maryland	23-53	.434	9-29	.310	9-10	.900	6-37	43	13	9	17	3	5	64	
Nebraska	18-54	.333	8-28	.286	6-12	.500	3-25	28	16	8	11	2	13	50	L
at Maryland	29-61	.475	13-33	.394	8-12	.667	7-23	30	9	18	4	4	8	79	
Nebraska	24-56	.429	13-28	.464	10-12	.833	4-26	30	16	12	11	2	2	71	L
Purdue	30-64	.469	10-32	.313	5-10	.500	11-37	48	15	16	14	4	8	75	
Nebraska	22-63	.349	9-28	.321	5-14	.357	9-28	37	13	14	11	4	5	58	L

## 2020-21 SUPERLATIVES

## 2020-21 NEBRASKA TEAM GAME HIGHS

POINTS	110	DOANE (12/17/20)
	102	MCNEESE (11/25/20)
FIELD GOALS MADE	41	DOANE (12/17/20)
	36	MCNEESE (11/25/20)
FIELD GOAL ATTEMPTS	74	DOANE (12/17/20)
	72	MCNEESE (11/25/20)
FIELD GOAL PERCENTAGE	.554 (41-74)	DOANE (12/17/20)
	.500 (36-72)	MCNEESE (11/25/20)
3 PT FIELD GOALS MADE	13	at Maryland (2/17/21)
	12	DOANE (12/17/20)
3 PT FG ATTEMPTS	41	NEVADA (11/26/20)
	33	at Ohio St. (12/30/20)
	33	DOANE (12/17/20)
3 PT FG PERCENTAGE	.474 (9-19)	MICHIGAN ST. (01/02/21)
	.464 (13-28)	at Maryland (2/17/21)
FREE THROWS MADE	21	SOUTH DAKOTA (12/01/20)
	21	NEVADA (11/26/20)
FREE THROW ATTEMPTS	30	SOUTH DAKOTA (12/01/20)
	30	NEVADA (11/26/20)
FREE THROW PERCENTAGE	.833 (10-12)	at Maryland (2/17/21)
	.737 (14-19)	MICHIGAN ST. (01/02/21)
REBOUNDS	55	DOANE (12/17/20)
	46	SOUTH DAKOTA (12/01/20)
ASSISTS	25	DOANE (12/17/20)
	19	at Penn St. (2/14/21)
	19	MCNEESE (11/25/20)
STEALS	16	MCNEESE (11/25/20)
	13	at Maryland (2/16/21)
BLOCKED SHOTS	7	DOANE (12/17/20)
TURNOVERS	25	at Creighton (12-11-20)
FOULS	24	NEVADA (11/26/20)

## 2020-21 OPPONENT TEAM GAME HIGHS

POINTS	98	at Creighton (12-11-20)
	90	at Ohio St. (12/30/20)
FIELD GOALS MADE	38	at Creighton (12-11-20)
	31	at Ohio St. (12/30/20)
FIELD GOAL ATTEMPTS	73	at Creighton (12-11-20)
	72	at Minnesota (2/8/21)
	72	DOANE (12/17/20)
FIELD GOAL PERCENTAGE	.521 (38-73)	at Creighton (12-11-20)
	.518 (29-56)	MICHIGAN ST. (01/02/21)
3 PT FIELD GOALS MADE	14	at Creighton (12-11-20)
	13	at Maryland (2/17/21)
	13	DOANE (12/17/20)
3 PT FG ATTEMPTS	46	DOANE (12/17/20)
	36	at Minnesota (2/8/21)
3 PT FG PERCENTAGE	.467 (14-30)	at Creighton (12-11-20)
	.394 (13-33)	at Maryland (2/17/21)
FREE THROWS MADE	19	MICHIGAN ST. (01/02/21)
	17	at Minnesota (2/8/21)
FREE THROW ATTEMPTS	26	MICHIGAN ST. (01/02/21)
	25	INDIANA (01/10/21)
FREE THROW PERCENTAGE	1.000 (15-15)	at Wisconsin (12/22/20)
	.900 (9-10)	at Maryland (2/16/21)
REBOUNDS	51	NORTH DAKOTA ST. (11/28/20)
	49	NEVADA (11/26/20)
ASSISTS	24	at Creighton (12-11-20)
	18	at Maryland (2/17/21)
STEALS	16	at Creighton (12-11-20)
	9	WISCONSIN (2/10/21)
BLOCKED SHOTS	8	ILLINOIS (2/12/21)
	7	at Michigan St. (02/06/21)
TURNOVERS	27	MCNEESE (11/25/20)
FOULS	27	NEVADA (11/26/20)

## 2020-21 NEBRASKA TEAM GAME LOWS

POINTS	48	WISCONSIN (2/10/21)
	50	at Maryland (2/16/21)
FIELD GOALS MADE	17	at Ohio St. (12/30/20)
FIELD GOAL ATTEMPTS	49	WISCONSIN (2/10/21)
	54	at Wisconsin (12/22/20)
	54	at Maryland (2/16/21)
FIELD GOAL PERCENTAGE	.283 (17-60)	at Ohio St. (12/30/20)
	.290 (18-62)	NEVADA (11/26/20)
3 PT FIELD GOALS MADE	3	at Michigan St. (02/06/21)
	3	at Minnesota (2/8/21)
3 PT FG ATTEMPTS	15	at Minnesota (2/8/21)
	15	WISCONSIN (2/10/21)
3 PT FG PERCENTAGE	.152 (5-33)	at Ohio St. (12/30/20)
	.176 (3-17)	at Michigan St. (02/06/21)
FREE THROWS MADE	1	at Penn St. (2/14/21)
	5	PURDUE (2/20/21)
FREE THROW ATTEMPTS	3	at Penn St. (2/14/21)
	12	at Maryland (2/16/21)
	12	at Maryland (2/17/21)
FREE THROW PERCENTAGE	.333 (1-3)	at Penn St. (2/14/21)
	.357 (5-14)	PURDUE (2/20/21)
REBOUNDS	28	at Maryland (2/16/21)
	30	INDIANA (01/10/21)
	30	at Maryland (2/17/21)
ASSISTS	3	at Ohio St. (12/30/20)
	6	MICHIGAN (12/25/20)
STEALS	2	at Maryland (2/17/21)
BLOCKED SHOTS	1	NEVADA (11/26/20)
	1	GEORGIA TECH (12/09/20)
	1	MICHIGAN ST. (01/02/21)
TURNOVERS	8	DOANE (12/17/20)
	8	MICHIGAN (12/25/20)
FOULS	11	DOANE (12/17/20)

## 2020-21 OPPONENT TEAM GAME LOWS

POINTS	55	MCNEESE (11/25/20)
	57	NORTH DAKOTA ST. (11/28/20)
FIELD GOALS MADE	20	NORTH DAKOTA ST. (11/28/20)
	20	WISCONSIN (2/10/21)
FIELD GOAL ATTEMPTS	50	NEVADA (11/26/20)
	53	at Maryland (2/16/21)
FIELD GOAL PERCENTAGE	.290 (20-69)	NORTH DAKOTA ST. (11/28/20)
	.292 (21-72)	DOANE (12/17/20)
3 PT FIELD GOALS MADE	6	NEVADA (11/26/20)
	6	NORTH DAKOTA ST. (11/28/20)
	6	at Michigan St. (02/06/21)
3 PT FG ATTEMPTS	21	NEVADA (11/26/20)
	21	ILLINOIS (2/12/21)
3 PT FG PERCENTAGE	.222 (8-36)	at Minnesota (2/8/21)
	.250 (6-24)	NORTH DAKOTA ST. (11/28/20)
FREE THROWS MADE	5	PURDUE (2/20/21)
	6	MCNEESE (11/25/20)
FREE THROW ATTEMPTS	10	at Maryland (2/16/21)
	10	PURDUE (2/20/21)
FREE THROW PERCENTAGE	.429 (6-14)	MCNEESE (11/25/20)
	.500 (5-10)	PURDUE (2/20/21)
REBOUNDS	29	MICHIGAN ST. (01/02/21)
	30	at Maryland (2/17/21)
ASSISTS	8	NORTH DAKOTA ST. (11/28/20)
	9	at Maryland (2/16/21)
STEALS	0	at Wisconsin (12/22/20)
BLOCKED SHOTS	1	NEVADA (11/26/20)
	1	at Wisconsin (12/22/20)
TURNOVERS	4	at Maryland (2/17/21)
FOULS	9	at Penn St. (2/14/21)
	9	at Maryland (2/17/21)

## 2020-21 SUPERLATIVES

## NEBRASKA WIN/LOSS MARGIN

	1	2	3	4	5	6	7	8	9	10	11	12	13	14	15	16	17	18	19	20	+20	
Husker Wins	1	0	0	0	0	0	1	0	0	0	0	0	0	0	0	0	0	0	0	0	0	3
Husker Losses	0	0	1	0	1	0	1	2	0	1	2	0	1	2	0	0	1	1	0	0	0	2

## 2020-21 NEBRASKA INDIVIDUAL GAME HIGHS

Points	26	Allen, Teddy at Creighton (12-11-20)
	25	Allen, Teddy at Maryland (2/17/21)
	25	Allen, Teddy vs Michigan (12/25/20)
Field Goals Made	10	Allen, Teddy vs Michigan St. (01/02/21)
	10	Allen, Teddy at Creighton (12-11-20)
Field Goal Att.	22	Allen, Teddy vs Michigan (12/25/20)
	20	McGowens, Trey vs Illinois (2/12/21)
	20	Allen, Teddy at Creighton (12-11-20)
FG Pct (min 5 made)	.778 (7-9)	Webster, Kobe vs Georgia Tech (12/09/20)
	.714 (5-7)	Walker, Derrick vs Indiana (01/10/21)
	.714 (5-7)	Banton, Dalano vs Doane (12/17/20)
	.714 (5-7)	Webster, Kobe vs Doane (12/17/20)
	.714 (5-7)	McGowens, Trey at Creighton (12-11-20)
	.714 (5-7)	Webster, Kobe vs McNeese (11/25/20)
3-Point FG Made	6	Webster, Kobe vs Georgia Tech (12/09/20)
	5	Mayen, Lat vs Indiana (01/10/21)
3-Point FG Att.	11	Banton, Dalano vs Nevada (11/26/20)
	10	Allen, Teddy vs Michigan (12/25/20)
	10	Allen, Teddy vs North Dakota St. (11/28/20)
3-Pt FG Pct (min 2 made)	1.000 (3-3)	McGowens, Trey at Creighton (12-11-20)
	1.000 (2-2)	McGowens, Trey vs Purdue (2/20/21)
	1.000 (2-2)	McGowens, Trey vs Michigan St. (01/02/21)
	1.000 (2-2)	McGowens, Trey vs Michigan (12/25/20)
	1.000 (2-2)	McGowens, Trey vs McNeese (11/25/20)
Free Throws Made	9	Allen, Teddy vs Nevada (11/26/20)
	7	Ouedraogo, Yvan vs Doane (12/17/20)
	7	Allen, Teddy vs South Dakota (12/01/20)
Free Throw Att.	13	Allen, Teddy vs Nevada (11/26/20)
	11	Allen, Teddy vs South Dakota (12/01/20)
FT Pct (min 4 made)	1.000 (5-5)	Allen, Teddy at Maryland (2/17/21)
	1.000 (5-5)	Allen, Teddy vs Illinois (2/12/21)
	1.000 (4-4)	Stevenson, Shamiel vs Doane (12/17/20)
Rebounds	13	Ouedraogo, Yvan vs Doane (12/17/20)
	12	Mayen, Lat vs South Dakota (12/01/20)
Assists	10	Banton, Dalano vs Doane (12/17/20)
	8	Banton, Dalano vs North Dakota St. (11/28/20)
Steals	5	Allen, Teddy vs North Dakota St. (11/28/20)
	5	Allen, Teddy vs Nevada (11/26/20)
Blocked Shots	4	Banton, Dalano vs McNeese (11/25/20)
	3	Mayen, Lat at Wisconsin (12/22/20)
	3	Banton, Dalano vs Doane (12/17/20)
Turnovers	5	Allen, Teddy vs Wisconsin (2/10/21)
	5	Stevenson, Shamiel at Minnesota (2/8/21)
	5	Banton, Dalano at Minnesota (2/8/21)
	5	Banton, Dalano vs Georgia Tech (12/09/20)
Minutes	39	Allen, Teddy vs Indiana (01/10/21)
	38	Mayen, Lat vs Illinois (2/12/21)
	38	Banton, Dalano vs Nevada (11/26/20)

## 2020-21 OPPONENT INDIVIDUAL GAME HIGHS

Points	31	Ayo Dosunmu vs Illinois (2/12/21)
	27	Aaron Henry vs Michigan St. (01/02/21)
Field Goals Made	12	Ayo Dosunmu vs Illinois (2/12/21)
	10	Aaron Henry vs Michigan St. (01/02/21)
Field Goal Att.	23	Ayo Dosunmu vs Illinois (2/12/21)
	20	Myreon Jones at Penn St. (2/14/21)
FG Pct (min 5 made)	1.000 (5-5)	Zed Key at Ohio St. (12/30/20)
	1.000 (5-5)	Christian Bishop at Creighton (12-11-20)
3-Point FG Made	6	Justin Ahrens at Ohio St. (12/30/20)
	5	Marcus Zegarowski at Creighton (12-11-20)
3-Point FG Att.	11	Desmond Cambridge vs Nevada (11/26/20)
	10	Eric Ayala at Maryland (2/16/21)
	10	Anthony Laravie vs Doane (12/17/20)
	10	Denzel Mahoney at Creighton (12-11-20)
3-Pt FG Pct (min 2 made)	.750 (3-4)	Jairus Hamilton at Maryland (2/16/21)
	.750 (3-4)	Trey Winkler vs Doane (12/17/20)
Free Throws Made	9	Trayce Jackson-Davis vs Indiana (01/10/21)
	9	Grant Sherfield vs Nevada (11/26/20)
Free Throw Att.	14	Trayce Jackson-Davis vs Indiana (01/10/21)
	12	Kofi Cockburn vs Illinois (2/12/21)
	12	Grant Sherfield vs Nevada (11/26/20)
FT Pct (min 4 made)	1.000 (6-6)	Marcus Carr at Minnesota (2/8/21)
	1.000 (6-6)	Foster Loyer at Michigan St. (02/06/21)
	1.000 (6-6)	Seth Towns at Ohio St. (12/30/20)
	1.000 (5-5)	Marcus Zegarowski at Creighton (12-11-20)
	1.000 (4-4)	Eric Ayala at Maryland (2/17/21)
	1.000 (4-4)	Aaron Wiggins at Maryland (2/16/21)
	1.000 (4-4)	John Harrar at Penn St. (2/14/21)
	1.000 (4-4)	Nate Reuvers vs Wisconsin (2/10/21)
	1.000 (4-4)	Joshua Langford vs Michigan St. (01/02/21)
	1.000 (4-4)	Aleem Ford at Wisconsin (12/22/20)
	1.000 (4-4)	Nate Reuvers at Wisconsin (12/22/20)
	1.000 (4-4)	Rocky Kreuser vs North Dakota St. (11/28/20)
	1.000 (4-4)	K.J. Hymes vs Nevada (11/26/20)
Rebounds	15	Hunter Dickinson vs Michigan (12/25/20)
	13	Kofi Cockburn vs Illinois (2/12/21)
	13	Tyree Eady vs North Dakota St. (11/28/20)
Assists	8	Donta Scott at Maryland (2/17/21)
	8	Marcus Carr at Minnesota (2/8/21)
Steals	4	Ayo Dosunmu vs Illinois (2/12/21)
	4	Mitch Ballock at Creighton (12-11-20)
	4	Marcus Zegarowski at Creighton (12-11-20)
Blocked Shots	4	Kofi Cockburn vs Illinois (2/12/21)
	3	Donta Scott at Maryland (2/16/21)
	3	Liam Robbins at Minnesota (2/8/21)
	3	Trayce Jackson-Davis vs Indiana (01/10/21)
	3	Ryan Kalkbrenner at Creighton (12-11-20)
Turnovers	7	Collin Warren vs McNeese (11/25/20)
	6	Grant Sherfield vs Nevada (11/26/20)
Fouls	5	Liam Robbins at Minnesota (2/8/21)
	5	Joey Hauser at Michigan St. (02/06/21)
	5	Matt Hagedorn vs Doane (12/17/20)
	5	A.J. Plitzuweit vs South Dakota (12/01/20)
	5	K.J. Hymes vs Nevada (11/26/20)
	5	Dru Kuxhausen vs McNeese (11/25/20)

## 2020-21 RECORD BY STARTING LINEUP

No.	Starting Lineup	Record
1.	Allen, Banton, Mayen, McGowens, Thorbjarnarson	4-3
2.	Allen, Banton, Mayen, McGowens, Ouedraogo	0-4
3.	Allen, Banton, Mayen, McGowens, Walker	1-7
4.	Banton, Lakes, Mayen, McGowens, Walker	0-1



RECAPS

Date	Opponent	Result	Record (B1G)	Attend.	Nebraska Individual Leaders			
					Points	Rebounds	Assists	Steals
11/25	McNeese State	W, 102-55	1-0 (0-0)	N/A	Allen, McGowens, Banton, Stevenson (14)	Ouedraogo (7)	Banton (6)	Allen, McGowens, Banton (3)
11/26	Nevada	L, 66-69	1-1 (0-0)	N/A	Banton (18)	Banton (7)	Banton (5)	Allen (5)
11/27	North Dakota State	W, 79-57	2-1 (0-0)	N/A	Allen (22)	Banton (9)	Banton (8)	Allen (5)
12/3	South Dakota	W, 76-69	3-1 (0-0)	N/A	Allen (23)	Mayen (12)	Mayen, McGowens (4)	Banton (3)
12/9	Georgia Tech	L, 64-75	3-2 (0-0)	N/A	Webster (20)	Banton, McGowens (9)	Banton (6)	Allen, Banton, Thorbjarnarson (1)
12/11	at No. 8 Creighton	L, 74-98	3-3 (0-0)	N/A	Allen (26)	Allen (9)	Thorbjarnarson (3)	Allen, Banton (2)
12/17	Doane	W, 110-64	4-3 (0-0)	N/A	Allen (16)	Ouedraogo (13)	Banton (10)	Allen, McGowens, Stevenson (2)
12/22	at No. 9 Wisconsin	L, 53-67	4-4 (0-1)	N/A	Banton (15)	Banton (8)	Banton (4)	Mayen (2)
12/25	No. 19 Michigan	L, 69-80	4-5 (0-2)	N/A	Allen (25)	Ouedraogo, Allen (6)	Banton (3)	McGowens (3)
12/30	at No. 25 Ohio State	L, 54-90	4-6 (0-3)	N/A	Allen (13)	Banton (8)	Allen (2)	Thorbjarnarson (2)
1/2	No. 17 Michigan State	L, 77-84	4-7 (0-4)	N/A	Allen (23)	Allen (6)	Banton (4)	Mayen, Ouedraogo, McGowens, Allen (1)
1/10	Indiana	L, 77-84	4-8 (0-5)	N/A	Allen (21)	Allen, McGowens, Banton (6)	Banton (7)	McGowens, Walker (2)
2/6	at Michigan State	L, 56-66	4-9 (0-6)	N/A	McGowens (13)	Banton (6)	McGowens (3)	McGowens (3)
2/8	at Minnesota	L, 61-78	4-10 (0-7)	N/A	Mayen (15)	Mayen, McGowens, Stevenson (6)	Banton (6)	Six players (1)
2/10	No. 21 Wisconsin	L, 48-61	4-11 (0-8)	N/A	Mayen (14)	Banton (10)	Banton (5)	Walker, Stevenson (2)
2/12	No. 6 Illinois	L, 72-77 (ot)	4-12 (0-9)	N/A	Mayen (16)	Walker, Allen (8)	Walker (3)	Thorbjarnarson (2)
2/14	at Penn State	W, 62-61	5-12 (1-9)	N/A	Allen (14)	Allen (6)	Banton (6)	McGowens (3)
2/16	at Maryland	L, 50-64	5-13 (1-10)	N/A	Allen (18)	Allen (5)	Banton (3)	McGowens (3)
2/17	at Maryland	L, 71-79	5-14 (1-11)	N/A	Allen (25)	Banton (7)	Banton (4)	Walker, Stevenson (1)
2/20	Purdue	L, 58-75	5-15 (1-12)	N/A	Stevenson (10)	Ouedraogo (8)	Thorbjarnarson (4)	Five players (1)

THE LAST TIME...

	Nebraska...	A Nebraska Opponent...
Scored 100 or more points.....	110; vs. Doane, 12/17/20	107; at Minnesota, 3/08/2020
Scored 90 or more points.....	110; vs. Doane, 12/17/20	90; at Ohio State, 12/30/2020
Scored 41 to 50 points.....	48; Wisconsin, 2/10/21	50; Northwestern, 2/16/19
Scored 40 or fewer points.....	38; at Oregon, 12/15/12	38; Southwest Minnesota State, 12/28/18
Shot 70% from the field.....	.723; vs. UNC Wilmington 12/5/97 (34-47)	.723; Kansas, 2/2/85 (34-47)
Shot 60% from the field.....	.628; vs. Northwestern, 2/3/15 (27-43)	.630; Michigan, 3/5/17 (34-54)
Shot 90% from the free throw line (Min 10 attempts).....	.909; vs. Southwest Minnesota State, 12/28/18 (10-11)	.900; at Maryland, 2/16/21 (9-10)
Made 10, 3-Point Field Goals.....	13; at Maryland, 2/17/20 (13-28)	10; Purdue, 2/20/21 (10-32)
Had 60 rebounds.....	60; vs. Oral Roberts, 12/22/99	62; Colorado, 2/15/75
Had 50 rebounds.....	55; vs. Doane (12/17/20)	51, North Dakota State, 11/28/20
Had 30 assists.....	35, vs. Northeastern Illinois, 12/21/94	32; at Minnesota, 3/8/20
Had 15 steals.....	16, vs. McNeese State, 11/25/20	16; at Creighton, 12/11/2020
Had 10 blocked shots.....	14; at Northwestern, 1/2/18	12; vs. Indiana (BTT), 3/11/20
Had 10 or fewer turnovers.....	9; vs. Indiana (1/10/20)	4; at Maryland, 2/17/21
Had 20 or more turnovers.....	22; at Michigan, 3/5/20	22; at Michigan State, 2/6/21
Had three players with 20 points.....	vs. Iowa, 3/10/19	Michigan, 1/14/17
.....	(Palmer Jr. 27; Watson Jr. 23; Roby 23)	(Wagner 23, Irvin 21, Walton 20)
Had three players with 10 rebounds.....	vs. Texas Tech, 1/19/00	at Kansas, 1/9/02
.....	(Bradford 16, Friend 12, Truscott 11)	(Collision 13, Gooden 12, Simien 10)
Had five players reach double-figure points.....	vs. Doane, 12/17/20	at Ohio State, 12/30/20
.....	(Allen-21; Mayen-15; Banton-10, McGowens-10; Walker-10)	(Ahrens-18; Key-14; Washington-13; Sueng-12; Towns-11)
Had a player score 40 points.....	41; Aleks Maric, vs. Kansas State, 2/13/07	41; Jarius Jackson, Texas Tech, 2/18/06
Had a player score 30 points.....	30; James Palmer Jr. vs. Rutgers (BTT), 3/13/19	31; Ayo Dosunmu, Illinois, 2/12/21
Had a player grab 15 rebounds.....	19; Yvan Ouedraogo, 3/1/20	15; Hunter Dickinson, Michigan, 12/25/20
Had a player dish out 10 assists.....	10; Dalano Banton, 12/17/20	11; Marcus Carr, at Minnesota, 3/8/20
Had a player collect five steals.....	5; Teddy Allen vs. North Dakota State, 11/28/20	7; Josh Reeves, Penn State, 2/25/18
Had a player block five shots.....	5; Isaiah Roby vs. Maryland, 2/6/18	5; E.J. Liddel, Ohio State, 2/27/20
Had a player with a triple double.....	13 pt/11 reb/10 asst.; Dalano Banton vs. Doane, 12/17/20	

## MISC REVIEW

Nebraska Record When:	All (W)	All (L)	H(W)	H(L)	A (W)	A (L)							
Ahead at Halftime	4	1	4	1	0	0	Rebounds are Even	0	1	0	0	0	1
Behind at Halftime	0	14	0	8	0	6	Committing More TOs than Opp	2	8	1	4	1	4
Tied at Halftime	1	0	0	0	1	0	Committing Fewer TOs than Opp	3	6	3	4	0	2
Bench Outscores Opponent's	4	6	3	4	1	2	Turnovers are Even	0	1	0	1	0	0
Opponent Bench Outscores NU	1	8	1	5	0	3	Leading with 5:00 left	5	1	4	1	1	0
Bench scoring is even	0	1	0	0	0	1	Trailing with 5:00 left	0	12	0	6	0	6
Shooting 50% or Better	2	0	2	0	0	0	Tied with 5:00 left	0	2	0	2	0	0
Shooting Under 50%	3	15	2	9	1	6	In Overtime	0	0	0	0	0	0
Opp. Shoots 50% or Better	1	3	0	2	1	1	Scoring 80 or more points	2	0	2	0	0	0
Opp. Shoots Under 50%	4	12	4	7	0	5	Scoring 61 to 79 points	3	9	2	6	1	3
Outshooting Opponent (pct.)	5	1	4	1	1	0	Scoring 60 or fewer points	0	6	0	3	0	3
Outshot by Opponent (pct.)	0	14	0	8	0	6	Allowing 80 or more points	0	5	0	3	0	2
Shooting is even	0	0	0	0	0	0	Allowing 61 to 79 points	3	10	2	6	1	4
Outrebounding Opponent	3	5	3	4	0	1	Allowing 60 or fewer points	2	0	2	0	0	0
Outrebounded by Opponent	2	9	1	5	1	4							

## MISC REVIEW

Biggest margin of victory .....	47, McNeese State (11/25)	Largest halftime lead surrendered in loss .....	3, Nevada (11/26)
Biggest margin of defeat .....	36, at Ohio State (12/30)	Largest lead at any time .....	48, Doane (12/17)
Largest deficit overcome in win.....	8, at Penn State (2/12)	Largest deficit at any time .....	41, at Ohio State (12/30)
Largest halftime deficit overcome in win .....	None	Largest runs without opponent scoring .....	17, McNeese State (11/25)
Largest lead surrendered in loss.....	10, Nevada (11/26); at Wisconsin (12/22)	Largest opponent run without NU scoring.....	16, at Wisconsin (12/22)

## SPECIALITY STATS

Opponent	NU-Opp Paint	NU-Opp off TO	NU-Opp 2nd Ch.	NU-Opp Bench	Largest Lead	Largest Deficit	Tip	1st Sub(s)
McNeese State	50-26	43-8	12-6	39-19	50 (2nd, 0:02)	-	W	Webster
Nevada	18-30	20-9	13-8	24-18	10 (2nd, 9:34)	9 (1st, 1:26)	L	Stevenson
North Dakota State	40-28	17-9	9-24	11-26	26 (2nd, 0:43)	-	L	Webster
South Dakota	24-18	12-16	8-6	24-12	18 (2nd, 6:01)	5 (1st, 15:24)	L	Stevenson
Georgia Tech	28-26	6-15	17-12	22-13	6 (2nd, 15:21)	13 (2nd, 0:59)	W	Webster
at No. 8 Creighton	26-40	13-38	9-12	11-29	3, (1st, 3:41)	27 (2nd, 6:42)	L	Ouedraogo
Doane	54-10	20-6	17-8	61-30	48 (2nd, 0:32)	1 (1st, 15:52)	W	Stevenson, Lakes, Webster
at No. 9 Wisconsin	20-22	9-10	3-8	6-12	10 (1st, 5:48)	18 (2nd, 4:55)	L	Thorbjarnarson
No. 19 Michigan	30-42	10-12	6-11	4-13	4 (1st, 15:34)	13 (2nd, 11:47)	L	Thorbjarnarson
at No. 25 Ohio State	22-30	2-21	14-15	18-48	2 (1st, 18:16)	41 (2nd, 9:41)	L	Andre
No. 17 Michigan State	36-32	15-16	9-14	13-26	3 (1st, 16:58)	17 (2nd, 17:34)	W	Thorbjarnarson, Webster
Indiana	34-34	10-11	3-16	10-15	3 (2nd, 7:57)	18 (1st, 10:03)	W	Andre
at Michigan State	36-16	17-9	5-7	20-20	1 (1st, 11:06)	16 (2nd, 16:33)	L	Ouedraogo
at Minnesota	30-26	13-19	7-11	26-20	-	20 (2nd, 0:48)	L	Ouedraogo
No. 21 Wisconsin	24-22	6-15	5-9	9-23	8 (1st, 10:01)	16 (2nd, 5:11)	L	Stevenson, Andre
No. 6 Illinois	32-38	10-7	18-9	16-5	9 (1st, 17:01)	5 (2nd, 15:39)	L	Stevenson, Andre
at Penn State	34-16	10-15	2-10	21-10	11 (2nd, 8:19)	8 (1st, 10:52)	L	Andre
at Maryland	14-24	4-11	2-8	9-15	5 (1st, 7:30)	15 (2nd, 1:48)	W	Andre, Webster
at Maryland	20-20	4-13	8-15	20-16	4 (1st, 14:47)	21 (2nd, 4:42)	W	Andre
Purdue	26-36	13-15	8-8	37-32	3 (2nd, 15:28)	18 (2nd, 2:36)	L	Andre

## NEBRASKA SEASON/CAREER BESTS

## #0 TEDDY ALLEN

**Points**  
Season: 26 at Creighton (12/11)  
Career: Same

**Rebounds**  
Season: 9 at Creighton (12/11)  
Career: Same

**Field Goals**  
Season: 10 at Creighton (12/11); vs. Michigan State (1/2)  
Career: Same

**Field Goal Attempts**  
Season: 22 vs. Michigan (12/25/20)  
Career: Same

**3-Point Field Goals**  
Season: 4 at Maryland (2/17)  
Career: Same

**3-Point Field Goal Attempts**  
Season: 10 North Dakota St. (11/28); vs. Michigan (12/25/20)  
Career: Same

**Free Throws**  
Season: 9 vs. Nevada (11/26)  
Career: Same

**Free Throw Attempts**  
Season: 13 vs. Nevada (11/26)  
Career: Same

**Assists**  
Season: 3 at Penn State (2/12); at Maryland (2/17)  
Career: Same

**Steals**  
Season: 5 vs. Nevada (11/26); North Dakota State (11/28)  
Career: Same

**Blocks**  
Season: 1 vs. Georgia Tech (12/9)  
Career: Same

**Minutes Played**  
Season: 39 vs. Indiana (1/10)  
Career: Same

## #2 TREY MCGOWENS

**Points**  
Season: 20 vs. Michigan State (1/2)  
Career: Same

**Rebounds**  
Season: 9 vs. Georgia Tech (12/9)  
Career: Same

**Field Goals**  
Season: 7 North Dakota State (11/28)  
Career: Same

**Field Goal Attempts**  
Season: 20 vs. Illinois (2/12)  
Career: Same

**3-Point Field Goals**  
Season: 3 at Creighton (12/11)  
Career: Same

**3-Point Field Goal Attempts**  
Season: 5 North Dakota State (11/28)  
Career: Same

**Free Throws**  
Season: 6 vs. South Dakota (12/1); vs. Michigan State (1/2)  
Career: Same

**Free Throw Attempts**  
Season: 9 at Wisconsin (12/22/20)  
Career: Same

**Assists**  
Season: 4 at Penn State (2/12)  
Career: Same

**Steals**  
Season: 3 five times, last at Maryland (2/16)  
Career: Same

**Blocks**  
Season: 1 North Dakota State (11/28); at Penn State (2/12)  
Career: Same

**Minutes Played**  
Season: 35 vs. Illinois (2/12)  
Career: Same

## #3 ELIJAH WOOD

**Points**  
Season: 8 vs. Doane (12/17)  
Career: Same

**Rebounds**  
Season: 3 vs. Doane (12/17)  
Career: Same

**Field Goals**  
Season: 3 vs. Doane (12/17)  
Career: Same

**Field Goal Attempts**  
Season: 5 vs. Doane (12/17)  
Career: Same

**3-Point Field Goals**  
Season: 2 vs. Doane (12/17)  
Career: Same

**3-Point Field Goal Attempts**  
Season: 4 vs. Doane (12/17)  
Career: Same

**Free Throws**  
Season: None  
Career: Same

**Free Throw Attempts**  
Season: None  
Career: Same

**Assists**  
Season: 2 vs. McNeese State (11/25)  
Career: Same

**Steals**  
Season: 1 North Dakota State (11/28); Purdue (2/20)  
Career: Same

**Blocks**  
Season: None  
Career: Same

**Minutes Played**  
Season: 12 vs. Doane (12/17)  
Career: Same

## #4 SHAMIEL STEVENSON

**Points**  
Season: 14 vs. McNeese State (11/25); at Minnesota (2/8/21)  
Career: Same

**Rebounds**  
Season: 6 three times, last vs. Purdue (2/20)  
Career: Same

**Field Goals**  
Season: 5 at Minnesota (2/8/21)  
Career: Same

**Field Goal Attempts**  
Season: 10 at Minnesota (2/8/21)  
Career: Same

**3-Point Field Goals**  
Season: 1 four times, last vs. Purdue (2/20)  
Career: Same

**3-Point Field Goal Attempts**  
Season: 3 at Creighton (12/11); vs. Purdue (2/20)  
Career: Same

**Free Throws**  
Season: 6 vs. McNeese State (11/25)  
Career: Same

**Free Throw Attempts**  
Season: 8 vs. McNeese State (11/25)  
Career: Same

**Assists**  
Season: 3 vs. Doane (12/17)  
Career: Same

**Steals**  
Season: 2 three times, last vs. Wisconsin (2/10)  
Career: Same

**Blocks**  
Season: 2 at Minnesota (2/8/21)  
Career: Same

**Minutes Played**  
Season: 31 at Minnesota (2/8/21)  
Career: Same

## #10 KOBE WEBSTER

**Points**  
Season: 20 vs. Georgia Tech (12/9)  
Career: Same

**Rebounds**  
Season: 4 three times, last at Penn State (2/12)  
Career: Same

**Field Goals**  
Season: 7 vs. Georgia Tech (12/9)  
Career: Same

**Field Goal Attempts**  
Season: 11 vs. South Dakota (12/1); vs. Purdue (2/20)  
Career: Same

**3-Point Field Goals**  
Season: 6 vs. Georgia Tech (12/9)  
Career: Same

**3-Point Field Goal Attempts**  
Season: 8 vs. Purdue (2/20)  
Career: Same

**Free Throws**  
Season: 3 vs. Nevada (11/26)  
Career: Same

**Free Throw Attempts**  
Season: 4 vs. Nevada (11/26)  
Career: Same

**Assists**  
Season: 2 five times, last at Wisconsin (12/22/20)  
Career: Same

**Steals**  
Season: 3 vs. Nevada (11/26)  
Career: Same

**Blocks**  
Season: 1 at Creighton (12/11)  
Career: Same

**Minutes Played**  
Season: 35 vs. Michigan State (1/2)  
Career: Same

## #11 LAT MAYEN

**Points**  
Season: 16 vs. Illinois (2/12)  
Career: Same

**Rebounds**  
Season: 12 vs. South Dakota (12/1)  
Career: Same

**Field Goals**  
Season: 6 vs. Wisconsin (2/10)  
Career: Same

**Field Goal Attempts**  
Season: 12 vs. Wisconsin (2/10); vs. Illinois (2/12)  
Career: Same

**3-Point Field Goals**  
Season: 5 vs. Indiana (1/10)  
Career: Same

**3-Point Field Goal Attempts**  
Season: 9 vs. Nevada (11/26); vs. Indiana (1/10)  
Career: Same

**Free Throws**  
Season: 3 vs. Illinois (2/12); at Maryland (2/17)  
Career: Same

**Free Throw Attempts**  
Season: three times, last at Maryland (2/17)  
Career: Same

**Assists**  
Season: 4 vs. South Dakota (12/1)  
Career: Same

**Steals**  
Season: 2 at Wisconsin (12/22)  
Career: Same

**Blocks**  
Season: 3 at Wisconsin (12/22/20)  
Career: Same

**Minutes Played**  
Season: 37 vs. Illinois (2/12)  
Career: Same

## #13 DERRICK WALKER

**Points**  
Season: 10 vs. Indiana (1/10)  
Career: Same

**Rebounds**  
Season: 8 vs. Illinois (2/12)  
Career: Same

**Field Goals**  
Season: 5 vs. Indiana (1/10)  
Career: Same

**Field Goal Attempts**  
Season: 7 vs. Indiana (1/10)  
Career: Same

**3-Point Field Goals**  
Season: None  
Career: Same

**3-Point Field Goal Attempts**  
Season: None  
Career: Same

**Free Throws**  
Season: 2 at Michigan State (2/6/21); at Minnesota (2/8/21)  
Career: Same

**Free Throw Attempts**  
Season: 4 at Michigan State (2/6/21); at Minnesota (2/8/21)  
Career: Same

**Assists**  
Season: 3 vs. Illinois (2/12)  
Career: Same

**Steals**  
Season: 2 vs. Indiana (1/10); vs. Wisconsin (2/10)  
Career: Same

**Blocks**  
Season: 2 at Michigan State (2/6); vs. Illinois (2/12)  
Career: Same

**Minutes Played**  
Season: 26 vs. Indiana (1/10); at Penn State (2/12)  
Career: Same

## #14 TREVOR LAKES

**Points**  
Season: 12 vs. Doane (12/17)  
Career: Same

**Rebounds**  
Season: 6 vs. Doane (12/17)  
Career: Same

**Field Goals**  
Season: 4 vs. Doane (12/17)  
Career: Same

**Field Goal Attempts**  
Season: 5 vs. Doane (12/17)  
Career: Same

**3-Point Field Goals**  
Season: 4 vs. Doane (12/17)  
Career: Same

**3-Point Field Goal Attempts**  
Season: 5 vs. Doane (12/17)  
Career: Same

**Free Throws**  
Season: None  
Career: Same

**Free Throw Attempts**  
Season: 1 vs. Doane (12/17)  
Career: Same

**Assists**  
Season: 2 vs. Doane (12/17)  
Career: Same

**Steals**  
Season: 1 at Ohio State (12/30)  
Career: Same

**Blocks**  
Season: 1 at Wisconsin (12/22/20)  
Career: Same

**Minutes Played**  
Season: 26 vs. Doane (12/17)  
Career: Same



## NEBRASKA SEASON/CAREER BESTS

## #21 JACE PIATKOWSKI

**Points**  
Season: 3 vs. McNeese State (11/25)  
Career: Same

**Rebounds**  
Season: 1 North Dakota State (11/28)  
Career: Same

**Field Goals**  
Season: vs. McNeese State (11/25)  
Career: Same

**Field Goal Attempts**  
Season: 1 vs. McNeese State (11/25)  
Career: Same

**3-Point Field Goals**  
Season: 1 vs. McNeese State (11/25)  
Career: Same

**3-Point Field Goal Attempts**  
Season: 1 vs. McNeese State (11/25)  
Career: Same

**Free Throws**  
Season: 1 at Maryland (2/16)  
Career: Same

**Free Throw Attempts**  
Season: 2 at Maryland (2/16)  
Career: Same

**Assists**  
Season: None  
Career: Same

**Steals**  
Season: None  
Career: Same

**Blocks**  
Season: None  
Career: Same

**Minutes Played**  
Season: 4 vs. McNeese State (11/25)  
Career: Same

## #24 YVAN OUEDRAOGO

**Points**  
Season: 13 vs. Doane (12/17)  
Career: same

**Rebounds**  
Season: 13 vs. Doane (12/17)  
Career: 19 vs. Northwestern (3/1)

**Field Goals**  
Season: 3 five times, last vs. Purdue (2/20)  
Career: 5 at Illinois (2/24/20); vs. Northwestern (3/1)

**Field Goal Attempts**  
Season: 12 vs. McNeese State (11/25)  
Career: same

**3-Point Field Goals**  
Season: None  
Career: Same

**3-Point Field Goal Attempts**  
Season: None  
Career: Same

**Free Throws**  
Season: 7 vs. Doane (12/17)  
Career: same

**Free Throw Attempts**  
Season: 10 vs. Doane (12/17)  
Career: same

**Assists**  
Season: 2 at Creighton (12/11)  
Career: 3 vs. Iowa (1/7/20)

**Steals**  
Season: 2 vs. McNeese State (11/25)  
Career: 2 five times, last vs. McNeese State (11/25)

**Blocks**  
Season: 2 three times, last at Wisconsin (12/22/20)  
Career: 2, five times, last at Wisconsin (12/22/20)

**Minutes Played**  
Season: 29 vs. Michigan (12/25/20)  
Career: 38 vs. Northwestern (3/1)

## #33 AKOL AROP

**Points**  
Season: None  
Career: 5 at Michigan (3/5/20); at Minnesota (3/8/20)

**Rebounds**  
Season: None  
Career: 6 at Michigan (3/5/20)

**Field Goals**  
Season: None  
Career: 2 four times, last at Minnesota (3/8/20)

**Field Goal Attempts**  
Season: None  
Career: 5 at Michigan (3/5/20)

**3-Point Field Goals**  
Season: None  
Career: 1 at Minnesota (3/8/20)

**3-Point Field Goal Attempts**  
Season: None  
Career: 1 vs. UC Riverside (11/5/20); at Minnesota (3/8/20)

**Free Throws**  
Season: None  
Career: 2 at Creighton (12/7/20)

**Free Throw Attempts**  
Season: None  
Career: 2 at Creighton (12/7/20); Michigan State (2/20/20)

**Assists**  
Season: None  
Career: 1 vs. Penn State (2/1/20)

**Steals**  
Season: None  
Career: 1 four times, last at Minnesota (3/8/20)

**Blocks**  
Season: None  
Career: 2 vs. Indiana (3/11/20)

**Minutes Played**  
Season: None  
Career: 20 at Michigan (3/5/20); at Minnesota (3/8/20)

## #34 THORIR THORBJARNARSON

**Points**  
Season: 9 vs. Purdue (2/20)  
Career: 17 three times, last at Rutgers (1/24/20)

**Rebounds**  
Season: 7 vs. Georgia Tech (12/9)  
Career: 10 vs. Wisconsin (1/29/18)

**Field Goals**  
Season: 3 four times, last vs. Purdue (2/20)  
Career: 7 at Indiana (12/13/19)

**Field Goal Attempts**  
Season: 9 vs. McNeese State (11/25)  
Career: 12 at Indiana (12/13/20)

**3-Point Field Goals**  
Season: 3 vs. Purdue (2/20)  
Career: 5 at Ohio State (1/14/20); at Rutgers (1/24/20)

**3-Point Field Goal Attempts**  
Season: 6 vs. Purdue (2/20)  
Career: 8 three times, last at Maryland (2/11/20)

**Free Throws**  
Season: 2 vs. Doane (12/17)  
Career: 5 vs. Purdue (12/15/19)

**Free Throw Attempts**  
Season: 2 vs. Doane (12/17)  
Career: 6 vs. Purdue (12/15/19)

**Assists**  
Season: 5 vs. Georgia Tech (12/9)  
Career: 5 vs. Rutgers (1/4/20); vs. Georgia Tech (12/9)

**Steals**  
Season: 3 vs. North Dakota State (11/28)  
Career: 5 vs. Maryland (3/14/19)

**Blocks**  
Season: 2 vs. Purdue (2/20)  
Career: 2 three times, last vs. Purdue (2/20)

**Minutes Played**  
Season: 32 at Creighton (12/11)  
Career: 42 vs. Northwestern (3/1/20)

## #35 EDUARDO ANDRE

**Points**  
Season: 9 vs. Doane (12/17)  
Career: Same

**Rebounds**  
Season: 4 vs. Doane (12/17); at Maryland (2/16)  
Career: Same

**Field Goals**  
Season: 4 vs. Doane (12/17)  
Career: Same

**Field Goal Attempts**  
Season: 4 vs. Doane (12/17)  
Career: Same

**3-Point Field Goals**  
Season: None  
Career: Same

**3-Point Field Goal Attempts**  
Season: None  
Career: Same

**Free Throws**  
Season: 2 vs. Illinois (2/12)  
Career: Same

**Free Throw Attempts**  
Season: 2 vs. Doane (12/17); vs. Illinois (2/12)  
Career: Same

**Assists**  
Season: 2 at Minnesota (2/8/21)  
Career: Same

**Steals**  
Season: 2 at Maryland (2/16)  
Career: Same

**Blocks**  
Season: 2 vs. Doane (12/17)  
Career: Same

**Minutes Played**  
Season: 14 vs. Doane (12/17)  
Career: Same

## #44 BRET PORTER

**Points**  
Season: None  
Career: Same

**Rebounds**  
Season: 1 vs. McNeese State (11/25)  
Career: oals

**Field Goals**  
Season: None  
Career: Same

**Field Goal Attempts**  
Season: None  
Career: Same

**3-Point Field Goals**  
Season: None  
Career: Same

**3-Point Field Goal Attempts**  
Season: None  
Career: Same

**Free Throws**  
Season: None  
Career: Same

**Free Throw Attempts**  
Season: None  
Career: Same

**Assists**  
Season: None  
Career: Same

**Steals**  
Season: None  
Career: Same

**Blocks**  
Season: 1 vs. North Dakota State (11/28)  
Career: Same

**Minutes Played**  
Season: 3 vs. McNeese State (11/25)  
Career: Same

## #45 DALANO BANTON

**Points**  
Season: 18 vs. Nevada (11/26)  
Career: Same

**Rebounds**  
Season: 11 vs. Doane (12/17)  
Career: Same

**Field Goals**  
Season: 7 vs. Michigan (12/25/20)  
Career: Same

**Field Goal Attempts**  
Season: 17 vs. Nevada (11/26)  
Career: Same

**3-Point Field Goals**  
Season: 3 three times, last at Maryland (2/17)  
Career: Same

**3-Point Field Goal Attempts**  
Season: 11 vs. Nevada (11/26)  
Career: Same

**Free Throws**  
Season: 6 vs. McNeese State (11/25)  
Career: Same

**Free Throw Attempts**  
Season: 8 vs. McNeese State (11/25)  
Career: Same

**Assists**  
Season: 10 vs. Doane (12/17)  
Career: Same

**Steals**  
Season: 3 vs. McNeese State (11/25); vs. South Dakota (12/1)  
Career: Same

**Blocks**  
Season: 4 vs. McNeese State (11/25)  
Career: Same

**Minutes Played**  
Season: 37 vs. Nevada (11/26)  
Career: Same



**#0 TEDDY ALLEN** | 6-6 | 223 | Jr. | G | Mesa, Ariz.

**CAREER STATS**

Year	GP	GS	Total										Rebounds				PF	FO	Ast	TO	Blk	Stl	Pts	Avg	
			Min	Avg	FG	FGA	Pct	3FG	3FGA	Pct	FT	FTA	Pct	Off	Def	Tot									Avg
2017-18*	35	0	417	11.9	91	195	.467	3	25	.120	59	80	.738	44	52	96	2.7	64	0	19	33	0	13	244	7.0
2020-21	19	19	530	27.9	112	258	.434	38	105	.362	52	76	.684	26	65	91	4.8	43	2	29	46	1	25	314	16.5
<b>TOTAL</b>	<b>19</b>	<b>19</b>	<b>530</b>	<b>27.9</b>	<b>112</b>	<b>258</b>	<b>.434</b>	<b>38</b>	<b>105</b>	<b>.362</b>	<b>52</b>	<b>76</b>	<b>.684</b>	<b>26</b>	<b>65</b>	<b>91</b>	<b>4.8</b>	<b>43</b>	<b>2</b>	<b>29</b>	<b>46</b>	<b>1</b>	<b>25</b>	<b>314</b>	<b>16.5</b>
<i>All*</i>	<i>54</i>	<i>19</i>	<i>947</i>	<i>17.5</i>	<i>203</i>	<i>453</i>	<i>.448</i>	<i>41</i>	<i>130</i>	<i>.315</i>	<i>111</i>	<i>156</i>	<i>.712</i>	<i>70</i>	<i>117</i>	<i>187</i>	<i>3.5</i>	<i>107</i>	<i>2</i>	<i>48</i>	<i>79</i>	<i>1</i>	<i>38</i>	<i>558</i>	<i>10.3</i>

\* Statistics from West Virginia

**2020-21 GAME BY GAME**

Opponent	Date	GS	Min	TOTAL			3-PTS			FT	FTA	Pct	REBOUNDS				PF	FO	A	TO	Blk	Stl	Pts	Avg	
				FG	FGA	Pct	3FG	FGA	Pct				Off	Def	Tot	Avg									
McNeese State	11/25/20	*	24	6	10	.600	1	2	.500	1	3	.333	1	4	5	5.0	2	0	2	2	0	3	14	14.0	
Nevada	11/26/20	*	28	3	11	.273	2	7	.286	9	13	.692	4	2	6	5.5	3	0	1	0	0	5	17	15.5	
North Dakota State	11/28/20	*	31	9	17	.529	3	10	.300	1	3	.333	0	7	7	6.0	2	0	2	1	0	5	22	17.7	
South Dakota	12/1/20	*	22	7	15	.467	2	5	.400	7	11	.636	3	2	5	5.8	3	0	1	4	0	1	23	19.0	
Georgia Tech	12/9/20	*	32	4	16	.250	0	5	.000	2	2	1.000	3	0	3	5.2	1	0	1	2	1	1	10	17.2	
at No. 8 Creighton	12/11/20	*	30	10	20	.500	3	6	.500	3	4	.750	5	4	9	5.8	2	0	2	4	0	2	26	18.7	
Doane	12/17/20	*	18	7	14	.500	2	7	.286	0	0	.000	1	4	5	5.7	1	0	1	2	0	2	16	18.3	
at No. 9 Wisconsin	12/22/20	*	25	4	9	.444	3	5	.600	0	2	.000	0	1	1	5.1	5	1	1	3	0	1	11	17.4	
No. 19 Michigan	12/25/20	*	34	9	22	.409	3	10	.300	4	5	.800	1	5	6	5.2	2	0	0	2	0	0	25	18.2	
at No. 25 Ohio State	12/30/20	*	22	3	9	.333	2	5	.400	5	6	.833	0	3	3	5.0	4	0	2	2	0	0	13	17.7	
No. 17 Michigan State	1/2/21	*	26	10	18	.556	3	7	.429	0	0	.000	2	4	6	5.1	3	0	1	3	0	1	23	18.2	
Indiana	1/10/21	*	39	6	15	.400	3	8	.375	6	7	.857	0	5	5	5.1	5	1	1	3	0	0	21	18.4	
at Michigan State	2/6/21	*	23	1	10	.100	0	2	.000	1	2	.500	1	2	3	4.9	2	0	2	3	0	2	3	17.2	
at Minnesota	2/8/21		DNP																						
No. 21 Wisconsin	2/10/21	*	25	4	10	.400	3	5	.600	1	2	.500	1	1	2	4.7	4	0	2	5	0	0	12	16.9	
No. 6 Illinois	2/12/21	*	36	5	12	.417	0	1	.000	5	5	1.000	3	5	8	4.9	1	0	1	2	0	1	15	16.7	
at Penn State	2/14/21	*	34	6	11	.545	2	4	.500	0	0	.000	0	6	6	5.0	1	0	3	2	0	0	14	16.6	
at Maryland	2/16/21	*	35	7	15	.467	2	6	.333	2	4	.500	0	5	5	5.0	1	0	1	1	0	1	18	16.6	
at Maryland	2/17/21	*	32	8	14	.571	4	7	.571	5	5	1.000	1	4	5	5.0	1	0	3	3	0	0	25	17.1	
Purdue	2/20/21	*	19	3	10	.300	0	3	.000	0	2	.000	0	1	1	4.8	0	0	2	2	0	0	6	16.5	
Totals			19	530	112	258	.434	38	105	.362	52	76	.684	26	65	91	4.8	43	2	29	46	1	25	314	16.5

**NOTING ALLEN**

- Junior college transfer who is a prolific scorer who ranks among Big Ten leaders in scoring and steals
- Had just six points on 3-of-10 shooting against Purdue
- Posted his seventh 20-point game with 25 points, five rebounds and five assists at Maryland on Feb. 17 after having 18 points and a team-high five rebounds the previous night
- Led NU with 14 points, and six rebounds at Penn State, as his basket with 12.3 seconds left gave NU a 62-61 win
- Nearly recorded a double-double with 15 points and eight rebounds against No. 6 Illinois
- Matched his season high with three 3-pointers in a 12-point effort against No. 21 Wisconsin
- Was held to a season-low three points on 1-of-10 shooting at Michigan State, snapping a streak of 13 straight games in double figures
- Led Nebraska with 21 points and five rebounds in the loss to Indiana - his sixth 20-point game in 2020-21
- Paced Nebraska with 23 points, including 19 in the second half, against No. 17 Michigan State
- Scored 21 of his 25 points in the first half against No. 19 Michigan, while adding six boards in 34 minutes
- Had career bests of 26 points and nine rebounds at No. 8 Creighton
- Led NU with 23 points on 7-of-15 shooting and five boards against South Dakota
- Totaled 17 of his 22 points in the second half against North Dakota State, as he also had seven boards and five steals
- Finished with 17 points, six boards and a career high five steals against Nevada
- Tied for team-high honors with 14 points and added three steals and five boards in a win over McNeese State
- Rated the No. 8 JUCO player nationally as he averaged 31.4 ppg, 7.4 rpg, 3.7 apg and 1.6 spg at Western Nebraska Community College
- Led the nation in field goals and ranked in top 10 nationally in free throws made (third), attempted (third) and percentage (88.1, eighth)
- Posted 17 games with 30+ points including four games of at least 40 points in his lone season at the school
- Began college career at West Virginia, playing in 35 games and averaging 7.0 points and 2.7 rebounds per game
- Had three 20-point efforts, including a pair in Big 12 play (vs. Kansas State, Oklahoma)
- Averaged 11.3 ppg on 55 percent shooting in three NCAA Tournament games, including 10 points in the Sweet 16 against eventual NCAA champion Villanova
- Gatorade Player of the Year at Boys Town High School, averaging 31.6 points, 12.8 rebounds, 4.1 assists and 3.3 steals per game
- Senior year was highlighted by a quadruple-double (33 points, 18 rebounds, 10 assists and 11 steals)
- Younger brother (Timmy) earned second-team All-Pac 12 honors at Utah in 2019-20


**MISC. STATS**

Category	2020-21	Career*
Double-Figure Scoring	17	29
Double-Figure Rebounding	0	0
Double-Figure Assists	0	0
Double-Doubles	0	0
Led NU in Scoring	12	12
Led NU in Rebounding	5	5
Led NU in Assists	1	1
20+ Point Games	7	10
30+ Point Games	0	0

\*-Includes West Virginia

**TOP PERFORMANCES OF 2020-21**

Category	No.	Opponent (Date)
Points	26	at Creighton (12/11)
	25	at Maryland (2/17)
	25	Michigan (12/25)
	23	South Dakota (12/1)
	23	Michigan State (1/2)
Rebounds	9	at Creighton (12/11)
	8	Illinois (2/12)
	7	North Dakota State (11/28)
Assists	3	at Penn State (2/14)
	3	at Maryland (2/17)
	2	Six times
Steals	5	North Dakota State (11/28)
	5	Nevada (11/26)



**#2 TREY MCGOWENS** | 6-4 | 191 | Jr. | G | Pendleton, S.C.

**CAREER STATS**

Year	GP	GS	Min	Avg	Total			3FG			3FGA			Pct			Rebounds			PF	FO	Ast	TO	Blk	Stl	Pts	Avg
					FG	FGA	Pct	3FG	3FGA	Pct	FT	FTA	Pct	Off	Def	Tot	Avg										
2018-19*	33	32	918	27.8	113	271	.417	32	98	.327	126	165	.764	20	85	105	3.2	93	3	55	80	3	64	384	11.6		
2019-20*	33	32	1110	33.6	124	338	.367	41	132	.311	91	126	.722	15	93	108	3.3	78	1	118	94	2	63	380	11.5		
2020-21	20	20	571	28.6	66	178	.371	19	52	.365	50	78	.641	12	66	78	3.9	48	1	40	44	2	28	201	10.1		
<b>TOTAL</b>	<b>20</b>	<b>20</b>	<b>571</b>	<b>28.6</b>	<b>66</b>	<b>178</b>	<b>.371</b>	<b>19</b>	<b>52</b>	<b>.365</b>	<b>50</b>	<b>78</b>	<b>.641</b>	<b>12</b>	<b>66</b>	<b>78</b>	<b>3.9</b>	<b>48</b>	<b>1</b>	<b>40</b>	<b>44</b>	<b>2</b>	<b>28</b>	<b>201</b>	<b>10.1</b>		
<b>All*</b>	<b>86</b>	<b>84</b>	<b>2599</b>	<b>30.2</b>	<b>303</b>	<b>787</b>	<b>.385</b>	<b>92</b>	<b>282</b>	<b>.326</b>	<b>267</b>	<b>369</b>	<b>.724</b>	<b>47</b>	<b>244</b>	<b>291</b>	<b>3.4</b>	<b>219</b>	<b>5</b>	<b>213</b>	<b>218</b>	<b>7</b>	<b>155</b>	<b>965</b>	<b>11.2</b>		

\*-Statistics from Pittsburgh

**2020-21 GAME BY GAME**

Opponent	Date	GS	Min	TOTAL			3-PTS			FT	FTA	Pct	REBOUNDS				PF	FO	A	TO	Blk	Stl	Pts	Avg	
				FG	FGA	Pct	3FG	FGA	Pct				Off	Def	Tot	Avg									
McNeese State	11/25/20	*	19	5	9	.556	2	2	1.000	2	3	.667	1	2	3	3.0	3	0	3	2	0	3	14	14.0	
Nevada	11/26/20	*	23	0	5	.000	0	3	.000	0	0	.000	1	1	2	2.5	4	0	2	2	0	0	0	7.0	
North Dakota State	11/28/20	*	34	7	14	.500	2	5	.400	3	4	.750	1	4	5	3.3	2	0	1	3	1	1	19	11.0	
South Dakota	12/1/20	*	30	3	9	.333	1	4	.250	6	7	.857	0	6	6	4.0	4	0	0	2	0	1	13	11.5	
Georgia Tech	12/9/20	*	32	2	9	.222	0	3	.000	2	6	.333	1	8	9	5.0	5	1	1	3	0	0	6	10.4	
at No. 8 Creighton	12/11/20	*	28	5	7	.714	3	3	1.000	2	5	.400	0	2	2	4.5	2	0	0	4	0	1	15	11.2	
Doane	12/17/20	*	21	4	9	.444	0	3	.000	0	1	.000	0	1	1	4.0	0	0	3	0	0	2	8	10.7	
at No. 9 Wisconsin	12/22/20	*	30	2	7	.286	1	2	.500	5	9	.556	2	4	6	4.3	2	0	0	1	0	1	10	10.6	
No. 19 Michigan	12/25/20	*	29	4	11	.364	2	2	1.000	5	6	.833	0	4	4	4.2	3	0	1	0	0	3	15	11.1	
at No. 25 Ohio State	12/30/20	*	26	2	5	.400	1	2	.500	1	2	.500	1	0	1	3.9	1	0	0	3	0	1	6	10.6	
No. 17 Michigan State	1/2/21	*	33	6	10	.600	2	2	1.000	6	7	.857	0	5	5	4.0	4	0	2	3	0	1	20	11.5	
Indiana	1/10/21	*	37	3	10	.300	0	2	.000	4	5	.800	1	5	6	4.2	3	0	6	1	0	2	10	11.3	
at Michigan State	2/6/21	*	32	5	9	.556	0	1	.000	3	5	.600	0	4	4	4.2	2	0	3	3	0	3	13	11.5	
at Minnesota	2/8/21	*	30	2	9	.222	0	1	.000	3	5	.600	2	4	6	4.3	3	0	3	3	0	1	7	11.1	
No. 21 Wisconsin	2/10/21	*	29	2	8	.250	0	1	.000	2	4	.500	0	4	4	4.3	0	0	2	2	0	1	6	10.8	
No. 6 Illinois	2/12/21	*	35	5	20	.250	1	4	.250	4	6	.667	2	3	5	4.3	3	0	2	3	0	1	15	11.1	
at Penn State	2/14/21	*	23	4	9	.444	1	3	.333	1	1	1.000	0	2	2	4.2	1	0	4	3	1	3	10	11.0	
at Maryland	2/16/21	*	28	2	8	.250	1	5	.200	0	0	.000	0	0	0	3.9	2	0	0	2	0	3	5	10.7	
at Maryland	2/17/21	*	22	0	5	.000	0	2	.000	0	0	.000	0	5	5	4.0	3	0	2	3	0	0	0	10.1	
Purdue	2/20/21	*	31	3	5	.600	2	2	1.000	1	2	.500	0	2	2	3.9	1	0	3	2	0	0	9	10.1	
Totals			20	571	66	178	.371	19	52	.365	50	78	.641	12	66	78	3.9	48	1	40	44	2	28	201	10.1

**NOTING MCGOWENS**

- Athletic guard who is among the Big Ten leaders in steals (1.4 spg) in his first season at Nebraska
- Has nine points, including 2-of-2 from 3-point range, and three assists against Purdue
- Had 10 points, four assists and three steals in the win at Penn State
- Tallied 15 points and five rebounds against No. 6 Illinois
- Led NU in points (13), assists (three) and steals (three) in the loss at Michigan State
- Totaled 10 points, six rebounds and a career-high six assists and a pair of steals against Indiana
- Posted his first 20-point game as a Husker with 20 points on 6-of-10 shooting, including 2-of-2 from 3-point range, and five rebounds against No. 17 Michigan State
- Tallied 15 points, including a pair of 3-pointers, four rebounds and a game-high three steals vs. No. 19 Michigan
- Finished with 10 points, six rebounds and a pair of assists at No. 9 Wisconsin
- Had 15 points, including 3-of-3 from 3-point range, and a steal on 28 minutes vs. No. 8 Creighton
- Tallied 13 points and a season-high six rebounds in the win over South Dakota
- Scored 19 points, including a pair of 3-pointers and added five rebounds vs. North Dakota State
- Tied for team-high honors with 14 points while adding three assists and three steals in a win over McNeese State
- Was a two-year starter at Pittsburgh, starting 64 of 66 games at the school
- Averaged 11.5 points, 3.6 assists, 3.3 rebounds and 1.9 steals per game, as he ranked among ACC leaders in steals (fourth), assists (10th), assist-to-turnover ratio (15th, 1.26-to-1) and minutes played (13th, 33.8 per game)
- Posted 20 double-figure scoring games, including three games of at least 20 points (Robert Morris, Louisville, at North Carolina)
- Started 32 games as a freshman, averaging 11.6 points, 3.2 rebounds, 1.9 steals and 1.7 assists per game, finishing third in the ACC in steals per game
- Reached double figures 17 times and tied or set three single-game Pitt freshman records, including points (33), steals (7) and free throws (18)
- Scored a career-high 33 points against Louisville, going 12-of-19 from the field against the Cardinals
- Attended Hargrave (Va.) Military Academy as a senior, averaging 18.4 ppg, 6.3 apg, 5.4 rpg and 3.2 spg
- Led Wren (S.C.) High School to a 25-3 record and the AAAA State Championship game in 2017 after averaging 18.3 ppg, 6.8 apg, 4.3 rpg and 3.6 spg
- His father (Bobby) played football at Clemson before transferring to South Carolina State to play both football and basketball, finishing as the school's all-time receiving leader and helped the school make two NCAA Tournament appearances
- His mother (Pam) played basketball at Western Carolina and is a high school basketball coach


**MISC. STATS**

Category	2020-21	Career
Double-Figure Scoring	11	48
Double-Figure Rebounding	0	0
Double-Figure Assists	0	0
Double-Doubles	0	0
Led NU in Scoring	2	2
Led NU in Rebounding	3	3
Led NU in Assists	1	1
20+ Point Games	1	8
30+ Point Games	0	3

**TOP PERFORMANCES OF 2020-21**

Category	No.	Opponent (Date)
Points	20	Michigan State (1/2)
	19	North Dakota State (11/28)
Rebounds	9	Georgia Tech (12/9)
	6	at Minnesota (2/8)
	6	Indiana (1/10)
	6	South Dakota (12/1)
	6	at Wisconsin (12/22)
Assists	6	Indiana (1/10)
	4	at Penn State (2/14)
Steals	3	at Maryland (2/16)
	3	at Michigan State (2/6)
	3	McNeese State (11/25)
	3	Michigan (12/25)
	3	at Penn State (2/14)





**#3 ELIJAH WOOD** | 6-5 | 174 | Fr. | G | Potomac, Md.

CAREER STATS																									
Year	GP	GS	Total										Rebounds				PF	FO	Ast	TO	Blk	Stl	Pts	Avg	
			Min	Avg	FG	FGA	Pct	3FG	3FGA	Pct	FT	FTA	Pct	Off	Def	Tot									Avg
2020-21	10	0	33	3.3	3	12	.250	2	10	.200	0	0	.000	0	5	5	0.5	0	0	3	3	0	3	8	0.8
<b>TOTAL</b>	<b>10</b>	<b>0</b>	<b>33</b>	<b>3.3</b>	<b>3</b>	<b>12</b>	<b>.250</b>	<b>2</b>	<b>10</b>	<b>.200</b>	<b>0</b>	<b>0</b>	<b>.000</b>	<b>0</b>	<b>5</b>	<b>5</b>	<b>0.5</b>	<b>0</b>	<b>0</b>	<b>3</b>	<b>3</b>	<b>0</b>	<b>3</b>	<b>8</b>	<b>0.8</b>

**2020-21 GAME BY GAME**

Opponent	Date	GS	Min	TOTAL			3-PTS			FT	FTA	Pct	REBOUNDS				PF	FO	A	TO	Blk	Stl	Pts	Avg	
				FG	FGA	Pct	3FG	FGA	Pct				Off	Def	Tot	Avg									
McNeese State	11/25/20		9	0	2	.000	0	2	.000	0	0	.000	0	2	2	2.0	0	0	2	0	0	0	0	0	0.0
Nevada	11/26/20		DNP																						
North Dakota State	11/28/20		2	0	1	.000	0	1	.000	0	0	.000	0	0	0	1.0	0	0	0	1	0	1	0	0	0.0
South Dakota	12/1/20		DNP																						
Georgia Tech	12/9/20		DNP																						
at No. 8 Creighton	12/11/20		2	0	1	.000	0	1	.000	0	0	.000	0	0	0	0.7	0	0	0	1	0	0	0	0	0.0
Doane	12/17/20		12	3	5	.600	2	4	.500	0	0	.000	0	3	3	1.3	0	0	1	0	0	0	8	2.0	
at No. 9 Wisconsin	12/22/20		0	0	0	.000	0	0	.000	0	0	.000	0	0	0	1.0	0	0	0	0	0	0	0	0	1.6
No. 19 Michigan	12/25/20		DNP																						
at No. 25 Ohio State	12/30/20		4	0	2	.000	0	2	.000	0	0	.000	0	0	0	0.8	0	0	0	0	0	1	0	0	1.3
No. 17 Michigan State	1/2/21		DNP																						
Indiana	1/10/21		DNP																						
at Michigan State	2/6/21		DNP																						
at Minnesota	2/8/21		DNP																						
No. 21 Wisconsin	2/10/21		1	0	0	.000	0	0	.000	0	0	.000	0	0	0	0.7	0	0	0	0	0	0	0	0	1.1
No. 6 Illinois	2/12/21		DNP																						
at Penn State	2/14/21		DNP																						
at Maryland	2/16/21		1	0	0	.000	0	0	.000	0	0	.000	0	0	0	0.6	0	0	0	1	0	0	0	0	1.0
at Maryland	2/17/21		1	0	0	.000	0	0	.000	0	0	.000	0	0	0	0.6	0	0	0	0	0	0	0	0	0.9
Purdue	2/20/21		1	0	1	.000	0	0	.000	0	0	.000	0	0	0	0.5	0	0	0	0	0	1	0	0	0.8
Totals		0	33	3	12	.250	2	10	.200	0	0	.000	0	5	5	0.5	0	0	3	3	0	3	8	0.8	

**NOTING WOOD**


- Freshman guard who was originally going to go to Hargrave Military Academy, but reclassified into the class of 2020
- Had a steal against Purdue
- Saw limited action in both games against Maryland
- Played the final minute against No. 21 Wisconsin
- Had a steal in the final 4:13 at No. 25 Ohio State
- Enjoyed his best game of the year with eight points, including a 3-pointer to beat the first-half buzzer, three rebounds and an assist against Doane
  - Made his debut against McNeese State, dishing out two assists and grabbing a pair of rebounds in nine minutes
  - Spent senior year at Berkmar (Ga.) High School, averaging 10.0 ppg, 2.0 apg and 1.5 spg in helping the school to an 18-10 record and a Class AAAAAA (largest class in Georgia) quarterfinal appearance
  - Averaged 11 ppg, 5.4 rpg, 4.1 apg and 1.8 bpg at Bethesda-Chevy Chase High School, reaching double figures 12 times and dishing out five or more assists eight times
  - Chose Nebraska over schools such as Florida, Mississippi, Providence and TCU after reclassifying in June
  - Father (Anthony) played at Hampton University, leading the team with 5.4 assists per game in 1988-89

**MISC. STATS**

Category	2020-21	Career
Double-Figure Scoring	0	0
Double-Figure Rebounding	0	0
Double-Figure Assists	0	0
Double-Doubles	0	0
Led NU in Scoring	0	0
Led NU in Rebounding	0	0
Led NU in Assists	0	0
20+ Point Games	0	0
30+ Point Games	0	0

**TOP PERFORMANCES OF 2020-21**

Category	No.	Opponent (Date)
Points	8	Doane (12/17)
Rebounds	3	Doane (12/17)
	2	McNeese State (11/25)
Assists	2	McNeese State (11/25)



**#4 SHAMIEL STEVENSON** | 6-6 | 245 | Jr. | G/F | Toronto, Ontario, Canada

**CAREER STATS**

Year	GP	GS	Min	Avg	Total					Rebounds				PF	FO	Ast	TO	Blk	Stl	Pts	Avg				
					FG	FGA	Pct	3FG	3FGA	Pct	FT	FTA	Pct									Off	Def	Tot	Avg
2017-18*	32	13	761	23.8	95	188	.505	15	40	.375	68	112	.607	27	114	141	4.4	50	2	33	72	8	16	273	8.5
2018-19*	4	0	32	8.0	7	12	.583	1	1	1.000	0	1	.000	0	7	7	1.8	3	0	1	3	1	3	15	3.8
2020-21	20	0	301	15.1	38	82	.463	4	24	.167	37	53	.698	12	41	53	2.7	32	0	12	33	6	15	117	5.9
<b>TOTAL</b>	<b>20</b>	<b>0</b>	<b>301</b>	<b>15.1</b>	<b>38</b>	<b>82</b>	<b>.463</b>	<b>4</b>	<b>24</b>	<b>.167</b>	<b>37</b>	<b>53</b>	<b>.698</b>	<b>12</b>	<b>41</b>	<b>53</b>	<b>2.7</b>	<b>32</b>	<b>0</b>	<b>12</b>	<b>33</b>	<b>6</b>	<b>15</b>	<b>117</b>	<b>5.9</b>
All*	56	13	1094	19.5	140	282	.496	20	65	.308	105	166	.633	39	162	201	3.6	85	2	46	108	15	34	405	7.2

\*-Statistics from Pittsburgh

**2020-21 GAME BY GAME**

Opponent	Date	GS	Min	TOTAL			3-PTS			FT	FTA	Pct	REBOUNDS				PF	FO	A	TO	Blk	Stl	Pts	Avg
				FG	FGA	Pct	3FG	FGA	Pct				Off	Def	Tot	Avg								
McNeese State	11/25/20	22	4	4	1.000	0	0	.000	6	8	.750	3	3	6	6.0	3	0	2	0	0	2	14	14.0	
Nevada	11/26/20	21	3	5	.600	0	1	.000	3	3	1.000	0	3	3	4.5	3	0	0	2	0	0	9	11.5	
North Dakota State	11/28/20	12	1	3	.333	0	2	.000	1	2	.500	0	1	1	3.3	4	0	0	1	0	0	3	8.7	
South Dakota	12/1/20	27	4	7	.571	0	2	.000	3	5	.600	1	3	4	3.5	3	0	1	2	0	2	11	9.3	
Georgia Tech	12/9/20	16	1	2	.500	0	0	.000	0	0	.000	1	2	3	3.4	1	0	0	1	0	0	2	7.8	
at No. 8 Creighton	12/11/20	17	1	6	.167	0	3	.000	0	0	.000	1	2	3	3.3	2	0	1	2	0	0	2	6.8	
Doane	12/17/20	16	1	3	.333	1	2	.500	4	4	1.000	0	1	1	3.0	2	0	3	3	1	2	7	6.9	
at No. 9 Wisconsin	12/22/20	1	0	1	.000	0	1	.000	0	0	.000	0	0	0	2.6	0	0	0	1	0	0	0	6.0	
No. 19 Michigan	12/25/20	4	0	0	.000	0	0	.000	0	0	.000	0	1	1	2.4	1	0	0	0	0	0	0	5.3	
at No. 25 Ohio State	12/30/20	14	1	5	.200	0	3	.000	4	6	.667	0	0	0	2.2	1	0	0	2	1	0	6	5.4	
No. 17 Michigan State	1/2/21	5	0	1	.000	0	0	.000	0	0	.000	0	1	1	2.1	1	0	0	1	0	0	0	4.9	
Indiana	1/10/21	14	2	4	.500	0	0	.000	3	4	.750	0	1	1	2.0	0	0	1	1	0	0	7	5.1	
at Michigan State	2/6/21	19	3	7	.429	0	2	.000	2	4	.500	1	3	4	2.2	1	0	2	3	1	2	8	5.3	
at Minnesota	2/8/21	31	5	10	.500	0	1	.000	4	6	.667	2	4	6	2.4	4	0	0	5	2	1	14	5.9	
No. 21 Wisconsin	2/10/21	13	1	3	.333	0	0	.000	1	2	.500	0	5	5	2.6	2	0	0	2	0	2	3	5.7	
No. 6 Illinois	2/12/21	10	2	3	.667	1	1	1.000	0	0	.000	1	0	1	2.5	0	0	2	3	0	0	5	5.7	
at Penn State	2/14/21	8	1	1	1.000	0	0	.000	0	0	.000	0	2	2	2.5	1	0	0	2	1	1	2	5.5	
at Maryland	2/16/21	15	2	6	.333	0	1	.000	1	2	.500	1	2	3	2.5	3	0	0	0	0	1	5	5.4	
at Maryland	2/17/21	16	3	5	.600	1	2	.500	2	3	.667	0	2	2	2.5	0	0	0	0	0	1	9	5.6	
Purdue	2/20/21	21	3	6	.500	1	3	.333	3	4	.750	1	5	6	2.7	0	0	0	2	0	1	10	5.9	
Totals		0	301	38	82	.463	4	24	.167	37	53	.698	12	41	53	2.7	32	0	12	33	6	15	117	5.9

**NOTING STEVENSON**


- Transfer who provides a physical presence and can play a number of frontcourt spots
- Led NU with 10 points and matched his season best with six rebounds vs. Purdue
- Came off the bench with nine points, two rebounds and a steal at Maryland on Feb. 17
- Finished with five points and two assists in 10 minutes against No. 6 Illinois
- Totaled three points, five rebounds and a pair of steals against No. 21 Wisconsin
- Tied season bests in points (14) and rebounds (six) in a season-high 31 minutes at Minnesota
- Gave the Huskers a strong effort off the bench at Michigan State with eight points, four boards, two assists and a pair of steals in 19 minutes - his most minutes since Dec. 1
- Provided a lift off the bench against Indiana with seven points and an assist in 14 minutes of work
- Had six points and a blocked shot in 14 minutes at No. 25 Ohio State
- Grabbed a rebound in four minutes against No. 19 Michigan
- Tallied seven points and a season-high three assists in 16 minutes off the bench against Doane
- Had two points and three boards in 17 minutes at No. 8 Creighton
- Had two points and three rebounds in 16 minutes of work against Georgia Tech
- Keyed NU's win over South Dakota with 11 points, four rebounds and two steals in 27 minutes off the bench
- Totaled nine points and three boards in 21 minutes against Nevada
- Tied for game-high honors against McNeese State, hitting all four shots from the field and added six rebounds, two assists and two steals in 22 minutes
- Sat out the 2019-20 season following his NCAA appeal being denied on Nov. 26, 2019
- Played in 32 games, including 13 starts at Pittsburgh in 2017-18, averaging 8.5 points on 51 percent shooting and 4.4 rebounds per game to rank second on the Panthers in rebounds
- Reached double figures 13 times, including a career-high 19 points against Montana
- Played at Hillcrest (Ariz.) Prep, averaging 14.2 ppg and 6.3 rpg and was selected to play in the 2017 BioSteel All-Canadian Game

**MISC. STATS**

Category	2020-21	Career
Double-Figure Scoring	3	16
Double-Figure Rebounding	0	0
Double-Figure Assists	0	0
Double-Doubles	0	0
Led NU in Scoring	2	2
Led NU in Rebounding	1	1
Led NU in Assists	0	0
20+ Point Games	0	0
30+ Point Games	0	0

**TOP PERFORMANCES OF 2020-21**

Category	No.	Opponent (Date)
Points	14	at Minnesota (2/8)
	14	McNeese State (11/25)
	11	South Dakota (12/1)
Rebounds	6	McNeese State (11/25)
	6	at Minnesota (2/8)
	6	Purdue (2/20)
Assists	3	Doane (12/17)
	2	Illinois (2/12)
	2	at Michigan State (2/6)
	2	McNeese State (11/25)
Steals	2	McNeese State (11/25)
	2	at Michigan State (2/6)
	2	South Dakota (12/1)
	2	Doane (12/17)



**#10 KOBE WEBSTER** | 6-0 | 172 | Sr. | G | Indianapolis, Ind.

**CAREER STATS**

Year	GP	GS	Min	Avg	Total					Rebounds			PF	FO	Ast	TO	Blk	Stl	Pts	Avg					
					FG	FGA	Pct	3FG	3FGA	Pct	FT	FTA									Pct	Off	Def	Tot	Avg
2017-18*	28	28	935	33.4	165	383	.431	59	161	.366	57	73	.781	10	106	116	4.1	44	0	97	63	3	20	446	15.9
2018-19*	31	31	1054	34.0	195	455	.429	76	184	.413	60	85	.706	14	123	137	4.4	60	0	97	50	1	34	526	17.0
2019-20*	26	26	876	33.7	173	415	.417	49	147	.333	50	64	.781	12	71	83	3.2	37	0	93	54	3	23	445	17.1
2020-21	20	0	427	21.4	50	134	.373	27	77	.351	12	19	.632	2	31	33	1.7	19	0	19	12	1	9	139	7.0
<b>TOTAL</b>	<b>20</b>	<b>0</b>	<b>427</b>	<b>21.4</b>	<b>50</b>	<b>134</b>	<b>.373</b>	<b>27</b>	<b>77</b>	<b>.351</b>	<b>12</b>	<b>19</b>	<b>.632</b>	<b>2</b>	<b>31</b>	<b>33</b>	<b>1.7</b>	<b>19</b>	<b>0</b>	<b>19</b>	<b>12</b>	<b>1</b>	<b>9</b>	<b>139</b>	<b>7.0</b>
<i>All*</i>	<i>105</i>	<i>85</i>	<i>3292</i>	<i>31.4</i>	<i>583</i>	<i>1387</i>	<i>.420</i>	<i>211</i>	<i>569</i>	<i>.371</i>	<i>179</i>	<i>241</i>	<i>.743</i>	<i>38</i>	<i>331</i>	<i>369</i>	<i>3.5</i>	<i>160</i>	<i>0</i>	<i>306</i>	<i>179</i>	<i>8</i>	<i>86</i>	<i>1556</i>	<i>14.8</i>

\* Statistics from Western Illinois

**2020-21 GAME BY GAME**

Opponent	Date	GS	Min	TOTAL			3-PTS			FT	FTA	Pct	REBOUNDS			PF	FO	A	TO	Blk	Stl	Pts	Avg	
				FG	FGA	Pct	3FG	FGA	Pct				Off	Def	Tot									Avg
McNeese State	11/25/20	24	5	7	.714	1	3	.333	2	2	1.000	0	2	2	2.0	0	0	2	0	0	2	13	13.0	
Nevada	11/26/20	20	4	10	.400	2	6	.333	3	4	.750	0	0	0	1.0	2	0	1	2	0	3	13	13.0	
North Dakota State	11/28/20	17	1	4	.250	0	3	.000	2	2	1.000	0	4	4	2.0	1	0	2	1	0	0	4	10.0	
South Dakota	12/1/20	23	4	11	.364	2	7	.286	1	2	.500	0	4	4	2.5	2	0	0	0	0	0	11	10.3	
Georgia Tech	12/9/20	29	7	9	.778	6	7	.857	0	0	.000	0	2	2	2.4	4	0	1	2	0	0	20	12.2	
at No. 8 Creighton	12/11/20	24	2	8	.250	1	5	.200	0	2	.000	0	1	1	2.2	0	0	2	2	1	0	5	11.0	
Doane	12/17/20	20	5	7	.714	2	3	.667	0	0	.000	1	2	3	2.3	1	0	2	0	0	1	12	11.1	
at No. 9 Wisconsin	12/22/20	14	0	3	.000	0	2	.000	0	0	.000	0	0	0	2.0	0	0	2	0	0	0	0	9.8	
No. 19 Michigan	12/25/20	13	0	3	.000	0	1	.000	0	0	.000	0	0	0	1.8	1	0	1	1	0	0	0	8.7	
at No. 25 Ohio State	12/30/20	21	1	8	.125	0	5	.000	0	0	.000	0	2	2	1.8	2	0	1	1	0	0	2	8.0	
No. 17 Michigan State	1/2/21	34	3	9	.333	2	5	.400	2	2	1.000	0	2	2	1.8	2	0	0	0	0	0	10	8.2	
Indiana	1/10/21	15	1	4	.250	1	2	.500	0	0	.000	0	0	0	1.7	1	0	0	0	0	0	3	7.8	
at Michigan State	2/6/21	24	1	6	.167	1	3	.333	1	3	.333	1	0	1	1.6	0	0	1	0	0	1	4	7.5	
at Minnesota	2/8/21	23	3	7	.429	0	2	.000	1	2	.500	0	2	2	1.6	0	0	0	0	0	0	7	7.4	
No. 21 Wisconsin	2/10/21	19	1	4	.250	0	0	.000	0	0	.000	0	2	2	1.7	0	0	0	0	0	0	2	7.1	
No. 6 Illinois	2/12/21	11	0	1	.000	0	0	.000	0	0	.000	0	0	0	1.6	0	0	1	0	0	0	0	6.6	
at Penn State	2/14/21	29	5	12	.417	3	8	.375	0	0	.000	0	4	4	1.7	1	0	0	2	0	0	13	7.0	
at Maryland	2/16/21	22	1	3	.333	1	2	.500	0	0	.000	0	1	1	1.7	1	0	1	0	0	2	3	6.8	
at Maryland	2/17/21	22	3	7	.429	2	5	.400	0	0	.000	0	2	2	1.7	1	0	1	1	0	0	8	6.8	
Purdue	2/20/21	24	3	11	.273	3	8	.375	0	0	.000	0	1	1	1.7	0	0	1	0	0	0	9	7.0	
Totals		0	427	50	134	.373	27	77	.351	12	19	.632	2	31	33	1.7	19	0	19	12	1	9	139	7.0

**NOTING WEBSTER**

- Graduate transfer who adds experience and playmaking ability in the guard spot
- Tallied nine points, including a trio of 3-pointers, in 24 minutes off the bench against Purdue
- Had eight points, including a pair of 3-pointers, in 22 minutes off the bench at Maryland on Feb. 17
- Played a key role in NU's win at Penn State with 13 points, including three 3-pointers, and four rebounds
- Played 22 minutes at Minnesota, finishing with seven points and two rebounds
- Broke out of a mini slump with 10 points, including a pair of 3-pointers, in 34 minutes vs. No. 17 Michigan State
- Tallied 12 points on 5-of-7 shooting and a pair of assists in 20 minutes against Doane
- Enjoyed a career night against Georgia Tech, hitting 7-of-9 shots from the floor, including a career-high six 3-pointers, as part of a 20-point night
- Came off the bench and had 11 points and four boards in 22 minutes against South Dakota
- Totaled 13 points, including a pair of 3-pointers, in 20 minutes off the bench against Nevada
- Made a strong debut with 13 points on 5-of-7 shooting, two assists and two steals against McNeese State
- Three-year starter at Western Illinois, starting 85 games and earning All-Summit League honors in 2019 and 2020
- Started 26 games at WIU in 2019-20, averaging 17.1 points, 3.6 assists and 3.2 rebounds per game en route to second-team all-conference honors
- Ranked among league leaders in scoring (sixth), assists (fifth) and assist-to-turnover ratio (1.72-to-1, fourth)
- Had six 20-point games, including a school-record 40-point performance against Omaha, in 2019-20
- Garnered second-team all-Summit League honors in 2018-19 after averaging 17.0 points, 4.0 rebounds and 3.1 assists per game, while finishing fifth in scoring, assist-to-turnover ratio and 3-pointers per game
- Attended Park Tudor School in Indianapolis, helping the school to a pair of state titles in 2014 and 2015 with college standouts Jaren Jackson Jr. (Michigan State) and Trevon Bluiett (Xavier)
- Started three seasons at Park Tutor, averaging 16 points, four rebounds and four assists per game as a senior to earn third-team all-state by the AP
- Invited to the Indiana's Top 60 showcase following a junior campaign when he averaged 14.5 points and 3.7 assists per game
- Played his AAU ball with the Indiana Elite, winning a national championship in 2015
- Graduated with a degree in management in three years and was a first-team Academic All-District pick in 2019
- Pursuing a master's degree in higher education administration at Nebraska

**MISC. STATS**

Category	2020-21	Career
Double-Figure Scoring	7	79
Double-Figure Rebounding	0	1
Double-Figure Assists	0	0
Double-Doubles	0	1
Led NU in Scoring	1	1
Led NU in Rebounding	0	0
Led NU in Assists	0	0
20+ Point Games	1	25
30+ Point Games	0	1
40+ Point Games	0	1

\*-Includes Western Illinois

**TOP PERFORMANCES OF 2020-21**

Category	No.	Opponent (Date)
Points	20	Georgia Tech (12/9)
	13	at Penn State (2/14)
	13	McNeese State (11/25)
	13	Nevada (11/26)
Rebounds	4	at Penn State (2/14)
	4	North Dakota State (11/28)
	4	South Dakota (12/1)
Assists	2	North Dakota State (11/28)
	2	McNeese State (11/25)
	2	Doane (12/17)
	2	at Wisconsin (12/22)
Steals	3	Nevada (11/26)
	2	McNeese State (11/25)
	2	at Maryland (2/16)



**#11 LAT MAYEN** | 6-9 | 205 | Jr. | F | Adelaide, Australia

**CAREER STATS**

Year	GP	GS	Min	Avg	Total					Rebounds				PF	FO	Ast	TO	Blk	Stl	Pts	Avg				
					FG	FGA	Pct	3FG	3FGA	Pct	FT	FTA	Pct									Off	Def	Tot	Avg
2018-19*	17	0	134	7.9	11	26	.423	7	20	.350	7	9	.778	5	16	21	1.2	14	0	4	11	4	4	36	2.1
2020-21	20	20	503	25.2	59	153	.386	33	101	.327	17	22	.773	17	76	93	4.7	51	2	14	28	12	9	168	8.4
<b>TOTAL</b>	<b>20</b>	<b>20</b>	<b>503</b>	<b>25.2</b>	<b>59</b>	<b>153</b>	<b>.386</b>	<b>33</b>	<b>101</b>	<b>.327</b>	<b>17</b>	<b>22</b>	<b>.773</b>	<b>17</b>	<b>76</b>	<b>93</b>	<b>4.7</b>	<b>51</b>	<b>2</b>	<b>14</b>	<b>28</b>	<b>12</b>	<b>9</b>	<b>168</b>	<b>8.4</b>
<b>All*</b>	<b>37</b>	<b>20</b>	<b>637</b>	<b>17.2</b>	<b>70</b>	<b>179</b>	<b>.391</b>	<b>40</b>	<b>121</b>	<b>.331</b>	<b>24</b>	<b>31</b>	<b>.774</b>	<b>22</b>	<b>92</b>	<b>114</b>	<b>3.1</b>	<b>65</b>	<b>2</b>	<b>18</b>	<b>39</b>	<b>16</b>	<b>13</b>	<b>204</b>	<b>5.5</b>

\*-Statistics from TCU

**2020-21 GAME BY GAME**

Opponent	Date	GS	Min	TOTAL			3-PTS			FT			REBOUNDS				PF	FO	A	TO	Blk	Stl	Pts	Avg	
				FG	FGA	Pct	3FG	FGA	Pct	FT	FTA	Pct	Off	Def	Tot	Avg									
McNeese State	11/25/20	*	24	5	11	.455	3	7	.429	0	0	.000	3	3	6	6.0	2	0	1	1	0	0	13	13.0	
Nevada	11/26/20	*	27	2	9	.222	2	9	.222	1	3	.333	0	5	5	5.5	4	0	1	1	0	1	7	10.0	
North Dakota State	11/28/20	*	22	4	7	.571	3	6	.500	1	2	.500	1	3	4	5.0	3	0	1	1	0	0	12	10.7	
South Dakota	12/1/20	*	31	2	8	.250	2	4	.500	0	0	.000	4	8	12	6.8	2	0	4	4	1	1	6	9.5	
Georgia Tech	12/9/20	*	27	2	5	.400	1	3	.333	2	2	1.000	1	3	4	6.2	4	0	0	2	0	0	7	9.0	
at No. 8 Creighton	12/11/20	*	18	0	1	.000	0	1	.000	2	2	1.000	0	4	4	5.8	4	0	1	3	0	0	2	7.8	
Doane	12/17/20	*	18	2	8	.250	0	4	.000	0	1	.000	3	3	6	5.9	0	0	1	0	1	0	4	7.3	
at No. 9 Wisconsin	12/22/20	*	28	2	9	.222	0	6	.000	1	2	.500	1	1	2	5.4	1	0	0	1	3	2	5	7.0	
No. 19 Michigan	12/25/20	*	21	1	4	.250	0	2	.000	0	0	.000	0	3	3	5.1	4	0	0	2	2	1	2	6.4	
at No. 25 Ohio State	12/30/20	*	21	2	8	.250	1	6	.167	2	2	1.000	1	1	2	4.8	1	0	0	1	0	0	7	6.5	
No. 17 Michigan State	1/2/21	*	15	3	5	.600	2	3	.667	0	0	.000	0	3	3	4.6	5	1	0	1	1	1	8	6.6	
Indiana	1/10/21	*	25	5	9	.556	5	9	.556	0	0	.000	1	5	6	4.8	4	0	0	1	0	0	15	7.3	
at Michigan State	2/6/21	*	25	4	10	.400	2	7	.286	0	0	.000	1	3	4	4.7	1	0	0	2	1	0	10	7.5	
at Minnesota	2/8/21	*	23	5	9	.556	3	6	.500	2	2	1.000	0	6	6	4.8	5	1	0	1	0	1	15	8.1	
No. 21 Wisconsin	2/10/21	*	34	6	12	.500	2	6	.333	0	0	.000	1	6	7	4.9	1	0	1	2	0	0	14	8.5	
No. 6 Illinois	2/12/21	*	38	5	12	.417	3	8	.375	3	3	1.000	0	4	4	4.9	1	0	0	0	0	1	16	8.9	
at Penn State	2/14/21	*	28	1	4	.250	0	2	.000	0	0	.000	0	3	3	4.8	1	0	3	1	2	0	2	8.5	
at Maryland	2/16/21	*	28	2	7	.286	2	5	.400	0	0	.000	0	3	3	4.7	3	0	1	1	1	1	6	8.4	
at Maryland	2/17/21	*	33	4	8	.500	2	3	.667	3	3	1.000	0	6	6	4.7	3	0	0	2	0	0	13	8.6	
Purdue	2/20/21	*	18	2	7	.286	0	4	.000	0	0	.000	0	3	3	4.7	2	0	0	1	0	0	4	8.4	
Totals			20	503	59	153	.386	33	101	.327	17	22	.773	17	76	93	4.7	51	2	14	28	12	9	168	8.4

**NOTING MAYEN**

- Junior college transfer who has impressed coaches with his shooting and work ethic
- Held to four points on 2-of-7 shooting against Purdue
- Totaled 13 points and six rebounds at Maryland on Feb. 17
- Established a career best with 16 points in a season-high 37 minutes at Illinois
- Tallied 14 points and seven rebounds in 34 minutes against No. 21 Wisconsin
- Reached double figures for the third straight game by matching his season high with 15 points, including 13 in the second half
- Finished with 10 points and four boards at Michigan State
- Put up a career-high 15 points, including 5-of-9 from 3-point range, and six boards vs. Indiana
- Played just 15 minutes before fouling out, but had eight points, three boards and a blocked shot vs. No. 17 MSU
- Had seven points and two boards in 21 minutes at No. 25 Ohio State
- Totaled five points, two boards and a career-high three blocked shots at No. 9 Wisconsin
- Grabbed a career-high 12 boards and dished out a personal best four assists in 31 minutes vs. South Dakota
- Reached double figures for the second time with 12 points, including a trio of 3-pointers, and four rebounds against North Dakota State
- Had seven points and five rebounds in a loss to Nevada
- Finished with a career-high 13 points, including a trio of 3-pointers, and six boards against McNeese State
- Rated the No. 18 JUCO nationally in 2019-20 at Chipola (Fla.) College, as he averaged 11.8 points, 8.4 rebounds and 2.7 assists per game
- Shot 38 percent from 3-point range while posting eight double-doubles on the year
- Played in 17 games at TCU in 2018-19 before a knee injury ended his redshirt freshman season
- Averaged 2.1 points and 1.2 rebounds per game off the bench, highlighted by a 12-point, six-rebound effort against West Virginia
- Was one of the top recruits in Australia in the 2017 class, as he was a four-star recruit and the No. 2 ranked player in Australia by AUSA Hoops
- Was a member of the Australian National Program, playing in the 2016 Albert Schweitzer Tournament in Germany on the U18 team and was in the U19 National Team program.
- Averaged 12.0 points, 5.3 rebounds and 0.8 assists for Basketball Australia Centre of Excellence during the 2016-17 season, shooting 39.5 percent from 3-point range

**MISC. STATS**

Category	2020-21	Career
Double-Figure Scoring	8	9
Double-Figure Rebounding	1	1
Double-Figure Assists	0	0
Double-Doubles	0	0
Led NU in Scoring	3	3
Led NU in Rebounding	2	2
Led NU in Assists	1	1
20+ Point Games	0	0
30+ Point Games	0	0

**TOP PERFORMANCES OF 2020-21**

Category	No.	Opponent (Date)
Points	16	Illinois (2/10)
	15	Indiana (1/10)
	15	at Minnesota (2/8)
	14	Wisconsin (2/10)
Rebounds	12	South Dakota (12/1)
	7	Wisconsin (2/10)
	6	at Maryland (2/17)
	6	at Minnesota (2/8)
	6	Indiana (1/10)
	6	Doane (12/17)
	6	McNeese State (11/25)
Assists	4	South Dakota (12/1)





**#13 DERRICK WALKER** | 6-8 | 232 | Jr. | F | Kansas City, Mo.

**CAREER STATS**

Year	GP	GS	Total		Rebounds										PF		Ast		Blk		Stl		Pts	Avg	
			Min	Avg	FG	FGA	Pct	3FG	3FGA	Pct	FT	FTA	Pct	Off	Def	Tot	Avg	PF	FO	Ast	TO	Blk			Stl
2017-18*	34	0	299	8.8	28	47	.596	0	0	.000	10	25	.400	29	46	75	2.2	43	0	9	21	7	3	66	1.9
2018-19*	30	0	160	5.3	10	19	.526	0	0	.000	5	19	.263	8	24	32	1.1	28	0	7	6	3	6	25	0.8
2020-21	9	9	166	18.4	15	28	.536	0	1	.000	6	13	.462	10	25	35	3.9	29	1	12	15	8	10	36	4.0
<b>TOTAL</b>	<b>9</b>	<b>9</b>	<b>166</b>	<b>18.4</b>	<b>15</b>	<b>28</b>	<b>.536</b>	<b>0</b>	<b>1</b>	<b>.000</b>	<b>6</b>	<b>13</b>	<b>.462</b>	<b>10</b>	<b>25</b>	<b>35</b>	<b>3.9</b>	<b>29</b>	<b>1</b>	<b>12</b>	<b>15</b>	<b>8</b>	<b>10</b>	<b>36</b>	<b>4.0</b>
<b>All*</b>	<b>73</b>	<b>9</b>	<b>625</b>	<b>8.6</b>	<b>53</b>	<b>94</b>	<b>.564</b>	<b>0</b>	<b>1</b>	<b>.000</b>	<b>21</b>	<b>57</b>	<b>.368</b>	<b>47</b>	<b>95</b>	<b>142</b>	<b>1.9</b>	<b>100</b>	<b>1</b>	<b>28</b>	<b>42</b>	<b>18</b>	<b>19</b>	<b>127</b>	<b>1.7</b>

\* Statistics from Tennessee

**2020-21 GAME BY GAME**

Opponent	Date	GS	Min	TOTAL			3-PTS			REBOUNDS			PF		A	TO	Blk	Stl	Pts	Avg				
				FG	FGA	Pct	3FG	FGA	Pct	FT	FTA	Pct	Off	Def							Tot	Avg		
McNeese State	11/25/20		DNP																					
Nevada	11/26/20		DNP																					
North Dakota State	11/28/20		DNP																					
South Dakota	12/1/20		DNP																					
Georgia Tech	12/9/20		DNP																					
at No. 8 Creighton	12/11/20		DNP																					
Doane	12/17/20		DNP																					
No. 9 Wisconsin	12/22/20		DNP																					
No. 19 Michigan	12/25/20		DNP																					
at No. 25 Ohio State	12/30/20		DNP																					
No. 17 Michigan State	1/2/21		DNP																					
Indiana	1/10/21	*	26	5	7	.714	0	0	.000	0	0	.000	0	3	3	3.0	3	0	1	3	1	2	10	10.0
at Michigan State	2/6/21	*	24	1	2	.500	0	0	.000	2	4	.500	0	4	4	3.5	4	0	2	1	2	1	4	7.0
at Minnesota	2/8/21	*	15	1	5	.200	0	0	.000	2	4	.500	1	3	4	3.7	4	0	0	3	1	1	4	6.0
No. 21 Wisconsin	2/10/21	*	17	0	0	.000	0	0	.000	1	3	.333	3	3	6	4.3	3	0	2	2	0	2	1	4.8
No. 6 Illinois	2/12/21	*	23	2	3	.667	0	0	.000	1	1	1.000	4	4	8	5.0	5	1	3	0	2	0	5	4.8
at Penn State	2/14/21	*	25	4	6	.667	0	0	.000	0	1	.000	1	3	4	4.8	2	0	1	2	1	1	8	5.3
at Maryland	2/16/21	*	8	1	2	.500	0	1	.000	0	0	.000	0	3	3	4.6	0	0	1	1	0	1	2	4.9
at Maryland	2/17/21	*	13	1	1	1.000	0	0	.000	0	0	.000	0	0	0	4.0	4	0	1	1	0	1	2	4.5
Purdue	2/20/21	*	15	0	2	.000	0	0	.000	0	0	.000	1	2	3	3.9	4	0	1	2	1	1	0	4.0
<b>Totals</b>		<b>9</b>	<b>166</b>	<b>15</b>	<b>28</b>	<b>.536</b>	<b>0</b>	<b>1</b>	<b>.000</b>	<b>6</b>	<b>13</b>	<b>.462</b>	<b>10</b>	<b>25</b>	<b>35</b>	<b>3.9</b>	<b>29</b>	<b>1</b>	<b>12</b>	<b>15</b>	<b>8</b>	<b>10</b>	<b>36</b>	<b>4.0</b>

**NOTING WALKER**


- Walker sat out the 2019-20 season after transferring from Tennessee and made his debut against Indiana on Jan. 11
- Played just 15 minutes because of foul trouble against Purdue
- Finished with eight points and four rebounds, while making two big defensive plays in the final minute at Penn St.
- Tied or set personal bests in rebounds (eight), assists (three) and blocks (two) in 23 minutes vs. No. 6 Illinois
- Grabbed a season-high six rebounds in 17 minutes against No. 21 Wisconsin
- Played just 14 minutes at Minnesota, finishing with four points and four rebounds
- Battled foul trouble at Michigan State finishing with four points and four boards in 23 minutes
- Started against Indiana and totaled 10 points on 5-of-7 shooting and three boards in 26 minutes of work
- Missed NU's first 11 games after an NCAA suspension dating back from his time at Tennessee
- Was named to the Tom Osborne Citizenship Team in 2019-20 and was selected to represent Nebraska at the Black Student-Athlete Summit in Austin, Texas, in January of 2020
- Played in 30 games at Tennessee in 2018-19 as the Volunteers reached the NCAA Sweet 16
- Helped the Volunteers to an SEC title in 2017-18, playing in 34 games and averaging 1.9 points and 2.2 rebounds per outing
- A four-star prospect by ESPN who played at Sunrise (Kan.) Christian Academy, averaging 14 points and seven rebounds per game in 2016-17
- Played on MOKAN Elite AAU program with NBA first-round picks Trae Young and Michael Porter Jr.
- Spent freshman-junior years at Raytown High School, the alma mater of former Husker great and current Los Angeles Clippers Coach Tyronn Lue

**MISC. STATS**

Category	2020-21	Career
Double-Figure Scoring	1	1
Double-Figure Rebounding	0	0
Double-Figure Assists	0	0
Double-Doubles	0	0
Led NU in Scoring	0	0
Led NU in Rebounding	1	1
Led NU in Assists	1	1
20+ Point Games	0	0
30+ Point Games	0	0

**TOP PERFORMANCES OF 2020-21**

Category	No.	Opponent (Date)
Points	10	Indiana (1/10)
	8	at Penn State (2/14)
	5	Illinois (2/12)
Rebounds	8	Illinois (2/12)
	6	Wisconsin (2/10)
	4	at Michigan State (2/6)
	4	at Minnesota (2/8)
	4	at Penn State (2/14)
Assists	3	Illinois (2/12)
	2	at Michigan State (2/6)
	2	Wisconsin (2/10)



**#14 TREVOR LAKES** | 6-7 | 215 | Sr. | F | Lebanon, Ind.

**CAREER STATS**

Year	GP	GS	Min	Avg	Total			3FG	3FGA	Pct	FT	FTA	Pct	Rebounds				PF	FO	Ast	TO	Blk	Stl	Pts	Avg
					FG	FGA	Pct							Off	Def	Tot	Avg								
2017-18*	28	3	378	13.5	53	118	.449	47	104	.452	4	7	.571	9	43	52	1.9	43	0	12	14	6	12	157	5.6
2018-19*	25	25	751	30.0	119	278	.428	87	219	.397	27	32	.844	17	121	138	5.5	55	0	21	19	17	8	352	14.1
2019-20*	30	28	966	32.2	157	354	.444	101	254	.398	55	69	.797	25	162	187	6.2	60	0	29	27	18	20	470	15.7
2020-21	9	1	87	9.7	8	20	.400	7	18	.389	0	1	.000	2	12	14	1.6	3	0	2	0	1	1	23	2.6
<b>TOTAL</b>	<b>9</b>	<b>1</b>	<b>87</b>	<b>9.7</b>	<b>8</b>	<b>20</b>	<b>.400</b>	<b>7</b>	<b>18</b>	<b>.389</b>	<b>0</b>	<b>1</b>	<b>.000</b>	<b>2</b>	<b>12</b>	<b>14</b>	<b>1.6</b>	<b>3</b>	<b>0</b>	<b>2</b>	<b>0</b>	<b>1</b>	<b>1</b>	<b>23</b>	<b>2.6</b>
<b>All*</b>	<b>92</b>	<b>57</b>	<b>2182</b>	<b>23.7</b>	<b>337</b>	<b>770</b>	<b>.438</b>	<b>242</b>	<b>595</b>	<b>.407</b>	<b>86</b>	<b>109</b>	<b>.789</b>	<b>53</b>	<b>338</b>	<b>391</b>	<b>4.3</b>	<b>161</b>	<b>0</b>	<b>64</b>	<b>60</b>	<b>42</b>	<b>41</b>	<b>100210.9</b>	

\* Statistics from University of Indianapolis

**2020-21 GAME BY GAME**

Opponent	Date	GS	Min	TOTAL			3-PTS			FT	FTA	Pct	REBOUNDS				PF	FO	A	TO	Blk	Stl	Pts	Avg	
				FG	FGA	Pct	3FG	FGA	Pct				Off	Def	Tot	Avg									
McNeese State	11/25/20		DNP																						
Nevada	11/26/20		DNP																						
North Dakota State	11/28/20		DNP																						
South Dakota	12/1/20		DNP																						
Georgia Tech	12/9/20		DNP																						
at No. 8 Creighton	12/11/20		DNP																						
Doane	12/17/20		26	4	5	.800	4	5	.800	0	1	.000	1	5	6	6.0	0	0	2	0	0	0	0	12	12.0
at No. 9 Wisconsin	12/22/20		17	0	2	.000	0	1	.000	0	0	.000	0	3	3	4.5	1	0	0	0	1	0	0	0	6.0
No. 19 Michigan	12/25/20		12	1	3	.333	1	3	.333	0	0	.000	0	1	1	3.3	0	0	0	0	0	0	0	3	5.0
at No. 25 Ohio State	12/30/20		14	2	5	.400	1	4	.250	0	0	.000	1	1	2	3.0	1	0	0	0	0	1	5	5.0	
No. 17 Michigan State	1/2/21		3	0	0	.000	0	0	.000	0	0	.000	0	1	1	2.6	0	0	0	0	0	0	0	4.0	
Indiana	1/10/21		DNP																						
at Michigan State	2/6/21		DNP																						
at Minnesota	2/8/21	*	5	0	0	.000	0	0	.000	0	0	.000	0	0	0	2.2	1	0	0	0	0	0	0	0	3.3
No. 21 Wisconsin	2/10/21		DNP																						
No. 6 Illinois	2/12/21		DNP																						
at Penn State	2/14/21		DNP																						
at Maryland	2/16/21		2	0	1	.000	0	1	.000	0	0	.000	0	1	1	2.0	0	0	0	0	0	0	0	0	2.9
at Maryland	2/17/21		5	1	3	.333	1	3	.333	0	0	.000	0	0	0	1.8	0	0	0	0	0	0	0	3	2.9
Purdue	2/20/21		3	0	1	.000	0	1	.000	0	0	.000	0	0	0	1.6	0	0	0	0	0	0	0	0	2.6
Totals		1	87	8	20	.400	7	18	.389	0	1	.000	2	12	14	1.6	3	0	2	0	1	1	23	2.6	

**NOTING LAKES**

- Transfer from Division II University of Indianapolis who was ruled eligible on Dec. 17
- Went over 1,000 career points with a 3-pointer at Maryland on Feb. 17
- Started at Minnesota, but did not score in five minutes of work
- Played just three minutes in the loss to No. 17 Michigan State on Jan. 2
- Had five points and two boards in 14 minutes at No. 25 Ohio State
- Had three points in 12 minutes off the bench against No. 19 Michigan
- Went scoreless, but grabbed three boards and blocked a shot in 16 minutes at No. 9 Wisconsin
- Made an immediate impact, hitting 4-of-5 shots from 3-point range and adding six rebounds against Doane
- Averaged 15.7 points and 6.2 rebounds per game last season while leading his conference in 3-pointers per game (3.4/gm) for the second straight year, helping Indianapolis to a 24-6 record and a No. 1 seed in the 2020 NCAA Division II Regional Tournament
- Collected All-GLVC honors as a sophomore in 2018-19, as he led the team in scoring at 14.1 ppg, while pulling down 5.5 rebounds per contest. Lakes paced the conference with 3.5 3-pointers per game and shot 39.7 percent from 3-point range, while ranking among conference leaders in scoring (11th) and rebounding (12th)
- Played at Lebanon High School, averaging 22.5 points, 6.7 rebounds and 1.5 blocks per game as a senior en route to earning IBCA Honorable Mention All-State honors

**MISC. STATS**

Category	2020-21	Career
Double-Figure Scoring	1	52
Double-Figure Rebounding	0	2
Double-Figure Assists	0	0
Double-Doubles	0	2
Led NU in Scoring	0	0
Led NU in Rebounding	0	0
Led NU in Assists	0	0
20+ Point Games	0	15
30+ Point Games	0	0

**TOP PERFORMANCES OF 2020-21**

Category	No.	Opponent (Date)
Points	12	Doane (12/17)
	5	at Ohio State (12/30)
	3	Michigan (12/25)
Rebounds	6	Doane (12/17)
	3	at Wisconsin (12/22)
Assists	2	Doane (12/17)



**#21 JACE PIATKOWSKI** | 6-3 | 184 | R-Fr. | G | Omaha, Neb.

**CAREER STATS**

Year	GP	GS	Min	Avg	Total					Rebounds					PF	FO	Ast	TO	Blk	Stl	Pts	Avg		
					FG	FGA	Pct	3FG	3FGA	Pct	FT	FTA	Pct	Off									Def	Tot
2020-21	7	0	11	1.6	1	1	1.000	1	1	1.000	1	2	.500	1	0	1	0.1	0	0	0	0	0	4	0.6
<b>TOTAL</b>	<b>7</b>	<b>0</b>	<b>11</b>	<b>1.6</b>	<b>1</b>	<b>1</b>	<b>1.000</b>	<b>1</b>	<b>1</b>	<b>1.000</b>	<b>1</b>	<b>2</b>	<b>.500</b>	<b>1</b>	<b>0</b>	<b>1</b>	<b>0.1</b>	<b>0</b>	<b>0</b>	<b>0</b>	<b>0</b>	<b>0</b>	<b>4</b>	<b>0.6</b>

**2020-21 GAME BY GAME**

Opponent	Date	GS	Min	TOTAL			3-PTS			FT	FTA	Pct	REBOUNDS				PF	FO	A	TO	Blk	Stl	Pts	Avg
				FG	FGA	Pct	3FG	FGA	Pct				Off	Def	Tot	Avg								
McNeese State	11/25/20		4	1	1	1.000	1	1	1.000	0	0	.000	0	0	0	0.0	0	0	0	0	0	0	3	3.0
Nevada	11/26/20		DNP																					
North Dakota State	11/28/20		2	0	0	.000	0	0	.000	0	0	.000	1	0	1	0.5	0	0	0	0	0	0	0	1.5
South Dakota	12/1/20		DNP																					
Georgia Tech	12/9/20		DNP																					
at No. 8 Creighton	12/11/20		2	0	0	.000	0	0	.000	0	0	.000	0	0	0	0.3	0	0	0	0	0	0	0	1.0
Doane	12/17/20		DNP																					
No. 9 Wisconsin	12/22/20		DNP																					
No. 19 Michigan	12/25/20		DNP																					
at No. 25 Ohio State	12/30/20		DNP																					
No. 17 Michigan State	1/2/21		DNP																					
Indiana	1/10/21		DNP																					
at Michigan State	2/6/21		DNP																					
at Minnesota	2/8/21		DNP																					
No. 21 Wisconsin	2/10/21		0	0	0	.000	0	0	.000	0	0	.000	0	0	0	0.3	0	0	0	0	0	0	0	0.8
No. 6 Illinois	2/12/21		DNP																					
at Penn State	2/14/21		DNP																					
at Maryland	2/16/21		1	0	0	.000	0	0	.000	1	2	.500	0	0	0	0.2	0	0	0	0	0	0	1	0.8
at Maryland	2/17/21		1	0	0	.000	0	0	.000	0	0	.000	0	0	0	0.2	0	0	0	0	0	0	0	0.7
Purdue	2/20/21		1	0	0	.000	0	0	.000	0	0	.000	0	0	0	0.1	0	0	0	0	0	0	0	0.6
<b>Totals</b>		<b>0</b>	<b>11</b>	<b>1</b>	<b>1</b>	<b>1.000</b>	<b>1</b>	<b>1</b>	<b>1.000</b>	<b>1</b>	<b>2</b>	<b>.500</b>	<b>1</b>	<b>0</b>	<b>1</b>	<b>0.1</b>	<b>0</b>	<b>0</b>	<b>0</b>	<b>0</b>	<b>0</b>	<b>0</b>	<b>4</b>	<b>0.6</b>

**NOTING PIATKOWSKI**

- Made his debut and hit a 3-pointer in four minutes against McNeese State
- Played in both games at Maryland, going 1-of-2 from the foul line in the opener
- Saw action in the final minute against Purdue
- Played the final minute of the loss to No. 21 Wisconsin
- Played the final 1:43 at Creighton, but had no stats
- Walk-on who redshirted during the 2019-20 season
- Played at Elkhorn South, averaging 18.6 points and 3.3 rebounds per game as a senior, highlighted by a 36-point performance against Lincoln High, to earn honorable-mention all-state honors from the Omaha World-Herald
- Was AAU teammates with fellow Huskers Akol Arop and Bret Porter
- His father (Eric) played at Nebraska from 1991-94 and spent 14 years in the NBA
- The elder Piatkowski ranks second in school history with 1,934 points and was a two-time All-Big Eight pick and 1994 Big Eight Tournament MVP

**MISC. STATS**

Category	2020-21	Career
Double-Figure Scoring	0	0
Double-Figure Rebounding	0	0
Double-Figure Assists	0	0
Double-Doubles	0	0
Led NU in Scoring	0	0
Led NU in Rebounding	0	0
Led NU in Assists	0	0
20+ Point Games	0	0
30+ Point Games	0	0

**TOP PERFORMANCES OF 2020-21**

Category	No.	Opponent (Date)
Points	3	McNeese State (11/25)
	1	at Maryland (2/17)
Rebounds	1	North Dakota State (11/28)
Assists	NA	



#24 YVAN OUEDRAOGO | 6-9 | 245 | So. | F | Bordeaux, France

## CAREER STATS

Year	GP	GS	Min	Avg	Total					Rebounds				PF	FO	Ast	TO	Blk	Stl	Pts	Avg				
					FG	FGA	Pct	3FG	3FGA	Pct	FT	FTA	Pct									Off	Def	Tot	Avg
2019-20	32	30	682	21.3	70	168	.417	0	0	.000	41	86	.477	90	113	203	6.3	52	0	15	48	9	13	181	5.7
2020-21	19	4	309	16.3	28	64	.438	0	0	.000	18	46	.391	40	41	81	4.3	30	0	9	10	10	9	74	3.9
<b>TOTAL</b>	<b>51</b>	<b>34</b>	<b>991</b>	<b>19.4</b>	<b>98</b>	<b>232</b>	<b>.422</b>	<b>0</b>	<b>0</b>	<b>.000</b>	<b>59</b>	<b>132</b>	<b>.447</b>	<b>130</b>	<b>154</b>	<b>284</b>	<b>5.6</b>	<b>82</b>	<b>0</b>	<b>24</b>	<b>58</b>	<b>19</b>	<b>22</b>	<b>255</b>	<b>5.0</b>

## 2020-21 GAME BY GAME

Opponent	Date	GS	Min	TOTAL			3-PTS			FT	FTA	Pct	REBOUNDS				PF	FO	A	TO	Blk	Stl	Pts	Avg
				FG	FGA	Pct	3FG	FGA	Pct				Off	Def	Tot	Avg								
McNeese State	11/25/20		23	3	12	.250	0	0	.000	3	5	.600	3	4	7	7.0	2	0	0	1	0	2	9	9.0
Nevada	11/26/20		15	0	1	.000	0	0	.000	2	3	.667	3	0	3	5.0	4	0	1	1	0	1	2	5.5
North Dakota State	11/28/20		19	2	5	.400	0	0	.000	0	2	.000	5	2	7	5.7	1	0	0	0	1	0	4	5.0
South Dakota	12/1/20		18	1	1	1.000	0	0	.000	0	0	.000	1	4	5	5.5	2	0	0	0	2	0	2	4.3
Georgia Tech	12/9/20		12	0	1	.000	0	0	.000	0	0	.000	1	0	1	4.6	0	0	0	0	0	0	0	3.4
at No. 8 Creighton	12/11/20		18	1	3	.333	0	0	.000	2	3	.667	2	2	4	4.5	3	0	2	1	2	0	4	3.5
Doane	12/17/20		18	3	5	.600	0	0	.000	7	10	.700	4	9	13	5.7	3	0	1	1	0	0	13	4.9
at No. 9 Wisconsin	12/22/20	*	24	3	4	.750	0	0	.000	0	0	.000	2	4	6	5.8	2	0	1	0	2	1	6	5.0
No. 19 Michigan	12/25/20	*	30	3	4	.750	0	0	.000	0	3	.000	3	3	6	5.8	4	0	1	0	1	0	6	5.1
at No. 25 Ohio State	12/30/20	*	21	1	3	.333	0	0	.000	2	4	.500	3	2	5	5.7	1	0	0	1	1	0	4	5.0
No. 17 Michigan State	1/2/21	*	26	3	5	.600	0	0	.000	0	2	.000	3	1	4	5.5	0	0	0	2	0	1	6	5.1
Indiana	1/10/21		DNP																					
at Michigan State	2/6/21		14	2	4	.500	0	0	.000	0	3	.000	1	2	3	5.3	0	0	0	0	0	1	4	5.0
at Minnesota	2/8/21		13	0	1	.000	0	0	.000	0	2	.000	2	1	3	5.2	0	0	0	1	0	1	0	4.6
No. 21 Wisconsin	2/10/21		9	1	1	1.000	0	0	.000	0	2	.000	1	2	3	5.0	2	0	1	1	0	0	2	4.4
No. 6 Illinois	2/12/21		11	0	1	.000	0	0	.000	1	2	.500	0	0	0	4.7	3	0	0	0	0	1	1	4.2
at Penn State	2/14/21		8	2	4	.500	0	0	.000	0	1	.000	1	1	2	4.5	0	0	0	0	1	0	4	4.2
at Maryland	2/16/21		3	0	0	.000	0	0	.000	0	0	.000	0	0	0	4.2	0	0	0	0	0	0	0	3.9
at Maryland	2/17/21		8	0	1	.000	0	0	.000	0	0	.000	1	0	1	4.1	1	0	1	0	0	0	0	3.7
Purdue	2/20/21		20	3	8	.375	0	0	.000	1	4	.250	4	4	8	4.3	2	0	1	1	0	1	7	3.9
Totals		4	309	28	64	.438	0	0	.000	18	46	.391	40	41	81	4.3	30	0	9	10	10	9	74	3.9

## NOTING OUEDRAOGO

- Spent most of the summer in France during the pandemic and worked on his body, losing nearly 20 pounds and working on his explosiveness
- Saw extensive action against Purdue, finishing with a team-high eight rebounds and seven points in 20 minutes
- Finished with four points and two boards in seven minutes at Penn State
- Had two points, three rebounds and an assist in nine minutes vs. No. 21 Wisconsin
- Grabbed three rebounds in 13 minutes of work at Minnesota
- Had four points and three boards in 13 minutes at Michigan State after missing the Indiana game
- Tallied six points and four boards in 26 minutes vs. No. 17 Michigan State
- Held to four points and five boards in 21 minutes at No. 25 Ohio State
- Had six points and six boards in 29 minutes against No. 19 Michigan
- Made his first start of the season at No. 9 Wisconsin, finishing with six points, six boards and two blocked shots
- Scored a career-high 13 points and added 13 boards in 18 minutes of work against Doane for his first double-double of the season
- Had two points, five boards and two blocked shots in 18 minutes against South Dakota, posting a team-best +15 plus/minus ratio
- Grabbed seven boards in 18 minutes against North Dakota State
- Totaled nine points and seven boards in 24 minutes off the bench against McNeese State
- Started 30 games as a 17-year-old, averaging 5.7 points and a team-high 6.3 rebounds per game in 2019-20, ranking third among Big Ten freshmen in rebounding
- Set school freshman marks for season rebounds (203) and double-doubles (three)
- Established a school freshman single-game record with 19 rebounds against Northwestern on March 1, 2020, breaking the previous mark of 17 set two other times
- Made significant strides, averaging 6.8 points and 7.6 rebounds per game over the Huskers' final nine games, including two of his three double-doubles
- Spent the summer of 2019 playing for the French U-18 National Team, helping France to a 6-1 record and fifth-place finish at the European Championships
- Attended the National Institute of Sport, Expertise and Performance (INSEP), a program which produced Clint Capela, Boris Diaw and Tony Parker, among others
- Represented France in the 2018 FIBA U-16 European Championships, when he averaged 12.7 points and 9.7 rebounds per game to earn team MVP honors

## MISC. STATS

Category	2020-21	Career
Double-Figure Scoring	1	7
Double-Figure Rebounding	1	7
Double-Figure Assists	0	0
Double-Doubles	1	4
Led NU in Scoring	0	0
Led NU in Rebounding	4	16
Led NU in Assists	0	0
20+ Point Games	0	0
30+ Point Games	0	0

## TOP PERFORMANCES OF 2020-21

Category	No.	Opponent (Date)
Points	13	Doane (12/17)
	9	McNeese State (11/25)
Rebounds	13	Doane (12/17)
	8	Purdue (2/20)
	7	McNeese State (11/25)
	7	North Dakota State (11/28)
Blocks	2	South Dakota (12/1)
	2	at Creighton (12/11)
	2	at Wisconsin (12/22)





#34 THORIR THORBJARNARSON | 6-6 | 202 | Sr. | G | Reykjavik, Iceland

CAREER STATS

Year	GP	GS	Min		Total			3FG			3FGA			Pct			Rebounds			PF	FO	Ast	TO	Blk	Stl	Pts	Avg
			FG	FGA	Pct	3FG	3FGA	Pct	FT	FTA	Pct	Off	Def	Tot	Avg												
2017-18	9	0	19	2.1	3	7	.429	2	5	.400	0	0	.000	1	3	4	0.4	4	0	3	1	0	1	8	0.9		
2018-19	25	7	307	12.3	19	56	.339	4	23	.174	8	12	.667	10	43	53	2.1	25	0	29	13	5	14	50	2.0		
2019-20	32	24	935	29.2	100	221	.452	48	129	.372	32	41	.780	18	134	152	4.8	66	1	42	47	4	36	280	8.8		
2020-21	20	7	393	19.7	24	74	.324	11	43	.256	5	7	.714	10	42	52	2.6	31	0	24	14	3	15	64	3.2		
<b>TOTAL</b>	<b>86</b>	<b>38</b>	<b>1654</b>	<b>19.2</b>	<b>146</b>	<b>358</b>	<b>.408</b>	<b>65</b>	<b>200</b>	<b>.325</b>	<b>45</b>	<b>60</b>	<b>.750</b>	<b>39</b>	<b>222</b>	<b>261</b>	<b>3.0</b>	<b>126</b>	<b>1</b>	<b>98</b>	<b>75</b>	<b>12</b>	<b>66</b>	<b>402</b>	<b>4.7</b>		

2020-21 GAME BY GAME

Opponent	Date	GS	Min	TOTAL			3-PTS			FT	FTA	Pct	REBOUNDS				PF	FO	A	TO	Blk	Stl	Pts	Avg
				FG	FGA	Pct	3FG	FGA	Pct				Off	Def	Tot	Avg								
McNeese State	11/25/20	*	26	3	9	.333	2	5	.400	0	0	.000	1	1	2	2.0	0	0	1	1	0	1	8	8.0
Nevada	11/26/20	*	28	0	4	.000	0	4	.000	0	0	.000	0	4	4	3.0	3	0	2	0	0	1	0	4.0
North Dakota State	11/28/20	*	29	1	5	.200	1	4	.250	0	0	.000	0	3	3	3.0	3	0	1	0	0	3	3	3.7
South Dakota	12/1/20	*	22	0	2	.000	0	1	.000	0	0	.000	1	2	3	3.0	1	0	0	2	0	1	0	2.8
Georgia Tech	12/9/20	*	34	1	4	.250	0	1	.000	0	0	.000	4	3	7	3.8	1	0	5	1	0	1	2	2.6
at No. 8 Creighton	12/11/20	*	32	3	5	.600	2	3	.667	0	0	.000	0	6	6	4.2	1	0	3	4	0	0	8	3.5
Doane	12/17/20	*	16	3	7	.429	0	3	.000	2	2	1.000	0	2	2	3.9	0	0	0	0	0	0	8	4.1
at No. 9 Wisconsin	12/22/20		25	1	6	.167	1	5	.200	1	2	.500	0	2	2	3.6	3	0	2	2	0	1	4	4.1
No. 19 Michigan	12/25/20		18	0	0	.000	0	0	.000	0	0	.000	1	1	2	3.4	3	0	0	0	0	0	0	3.7
at No. 25 Ohio State	12/30/20		24	1	3	.333	0	2	.000	0	0	.000	0	5	5	3.6	4	0	0	2	0	2	2	3.5
No. 17 Michigan State	1/2/21		23	1	4	.250	0	1	.000	1	2	.500	0	2	2	3.5	3	0	2	0	0	0	3	3.5
Indiana	1/10/21		11	0	0	.000	0	0	.000	0	0	.000	0	2	2	3.3	0	0	0	0	0	0	0	3.2
at Michigan State	2/6/21		14	2	3	.667	0	0	.000	0	0	.000	0	0	0	3.1	2	0	0	1	0	1	4	3.2
at Minnesota	2/8/21		15	2	6	.333	0	3	.000	1	1	1.000	1	1	2	3.0	1	0	1	0	0	0	5	3.4
No. 21 Wisconsin	2/10/21		10	0	1	.000	0	0	.000	0	0	.000	0	0	0	2.8	0	0	0	0	0	0	0	3.1
No. 6 Illinois	2/12/21		18	3	5	.600	2	3	.667	0	0	.000	0	1	1	2.7	1	0	1	0	1	2	8	3.4
at Penn State	2/14/21		8	0	1	.000	0	0	.000	0	0	.000	1	1	2	2.6	0	0	1	0	0	0	0	3.2
at Maryland	2/16/21		15	0	3	.000	0	2	.000	0	0	.000	0	2	2	2.6	2	0	1	0	0	1	0	3.1
at Maryland	2/17/21		11	0	0	.000	0	0	.000	0	0	.000	1	0	1	2.5	1	0	0	0	0	0	0	2.9
Purdue	2/20/21		22	3	6	.500	3	6	.500	0	0	.000	0	4	4	2.6	2	0	4	1	2	1	9	3.2
Totals		7	393	24	74	.324	11	43	.256	5	7	.714	10	42	52	2.6	31	0	24	14	3	15	64	3.2

NOTING THORBJARNARSON

- Returning starter who can fill a variety of roles and doesn't need to score to make a positive impact on games
- Put together his best game of the year against Purdue with nine points, four rebounds, four assists and two blocks
- Matched his season high with eight points, including 2-of-3 from 3-point range, against No. 6 Illinois
- Had five points and two rebounds in 16 minutes off the bench at Minnesota
- Had four points and a steal in 14 minutes at Michigan State
- Grabbed a pair of rebounds in 11 minutes off the bench against Indiana
- Had three points, two boards and a pair of assists in 23 minutes vs. No. 17 Michigan State
- Totaled two points, five boards and a pair of steals at No. 25 Ohio State
- Came off the bench against Wisconsin, finishing with four points, two boards and two assists in 25 minutes
- Finished with eight points and two boards in 16 minutes against Doane
- Matched season high with eight points on 3-of-5 shooting, along with six boards and three assists at No. 8 Creighton
- Set season highs in both rebounds (seven) and assists (five) in 34 minutes against Georgia Tech
- Had three assists and a steal in 22 minutes against South Dakota
- Had three points, three steals and three rebounds in 28 minutes against Nevada
- Had eight points, including a pair of 3-pointers, against McNeese State while helping hold Dru Kuxhausen, who ranked among national 3-point leaders in 2019-20 to just 11 points on 4-of-11 shooting
  - Played in all 32 games, including 24 starts, in 2019-20 and averaged 8.8 points, 4.8 rebounds, 1.3 assists and 1.1 steals per game, finishing 10th in the Big Ten in steals and 14th in 3-point percentage (.372)
  - Reached double figures 13 times, including a trio of 17-point efforts (at Indiana, vs. Iowa, at Rutgers)
  - Started all 20 Big Ten games, averaging 10.6 ppg, while ranking second on the team in rebounding (5.5 rpg) and third in assists (1.7 apg)
  - Played for the Iceland National Team during the Games of the Small States of Europe in the summer of 2019, averaging 10 points per game
    - Was in the rotation during the second half of the 2018-19 season, playing in 25 contests, including seven starts
    - Nebraska's first scholarship player from Iceland and one of the few players from the nation on Division I teams
    - Played for KR Reykjavik in the Icelandic League for three years (2015-17), helping the team to three straight titles and a pair of Icelandic Cups in 2016 and 2017

MISC. STATS

Category	2020-21	Career
Double-Figure Scoring	0	13
Double-Figure Rebounding	0	1
Double-Figure Assists	0	0
Double-Doubles	0	0
Led NU in Scoring	0	2
Led NU in Rebounding	0	8
Led NU in Assists	2	5
20+ Point Games	0	0
30+ Point Games	0	0

TOP PERFORMANCES OF 2020-21

Category	No.	Opponent (Date)
Points	9	Purdue (2/20)
	8	Illinois (2/12)
	8	McNeese State (11/25)
	8	at Creighton (12/11)
	8	Doane (12/17)
Rebounds	7	Georgia Tech (12/9)
	6	at Creighton (12/11)
	5	at Ohio State (12/30)
Assists	5	Georgia Tech (12/9)
	4	Purdue (2/20)
	3	at Creighton (12/11)



#35 EDUARDO ANDRE | 6-10 | 228 | Fr. | F | London, England

## CAREER STATS

Year	GP	GS	Total					Rebounds					PF	FO	Ast	TO	Blk	Stl	Pts	Avg					
			Min	Avg	FG	FGA	Pct	3FG	3FGA	Pct	FT	FTA									Pct	Off	Def	Tot	Avg
2020-21	13	0	94	7.2	9	18	.500	0	0	.000	5	11	.455	4	20	24	1.8	21	1	5	6	4	2	23	1.8
<b>TOTAL</b>	<b>13</b>	<b>0</b>	<b>94</b>	<b>7.2</b>	<b>9</b>	<b>18</b>	<b>.500</b>	<b>0</b>	<b>0</b>	<b>.000</b>	<b>5</b>	<b>11</b>	<b>.455</b>	<b>4</b>	<b>20</b>	<b>24</b>	<b>1.8</b>	<b>21</b>	<b>1</b>	<b>5</b>	<b>6</b>	<b>4</b>	<b>2</b>	<b>23</b>	<b>1.8</b>

## 2020-21 GAME BY GAME

Opponent	Date	GS	Min	TOTAL			3-PTS			REBOUNDS			PF	FO	A	TO	Blk	Stl	Pts	Avg				
				FG	FGA	Pct	3FG	FGA	Pct	FT	FTA	Pct									Off	Def	Tot	Avg
McNeese State	11/25/20	DNP																						
Nevada	11/26/20	DNP																						
North Dakota State	11/28/20	DNP																						
South Dakota	12/1/20	DNP																						
Georgia Tech	12/9/20	DNP																						
at No. 8 Creighton	12/11/20	DNP																						
Doane	12/17/20		14	4	4	1.000	0	0	.000	1	2	.500	1	3	4	4.0	3	0	1	0	2	0	9	9.0
at No. 9 Wisconsin	12/22/20		1	1	1	1.000	0	0	.000	0	0	.000	0	0	0	2.0	0	0	0	0	0	0	2	5.5
No. 19 Michigan	12/25/20		4	0	1	.000	0	0	.000	1	2	.500	0	1	1	1.7	0	0	0	1	0	0	1	4.0
at No. 25 Ohio State	12/30/20		7	1	1	1.000	0	0	.000	1	1	1.000	1	1	2	1.8	4	0	0	1	0	0	3	3.8
No. 17 Michigan State	1/2/21		2	0	0	.000	0	0	.000	0	0	.000	0	1	1	1.6	0	0	0	1	0	0	0	3.0
Indiana	1/10/21		2	0	0	.000	0	0	.000	0	0	.000	0	0	0	1.3	0	0	0	0	0	0	0	2.5
at Michigan State	2/6/21	DNP																						
at Minnesota	2/8/21		13	0	1	.000	0	0	.000	0	0	.000	0	3	3	1.6	1	0	2	0	1	0	0	2.1
No. 21 Wisconsin	2/10/21		10	1	1	1.000	0	0	.000	0	0	.000	0	1	1	1.5	5	1	0	0	1	0	2	2.1
No. 6 Illinois	2/12/21		11	0	1	.000	0	0	.000	2	2	1.000	0	3	3	1.7	2	0	1	1	0	0	2	2.1
at Penn State	2/14/21		7	1	2	.500	0	0	.000	0	0	.000	0	3	3	1.8	3	0	1	0	0	0	2	2.1
at Maryland	2/16/21		10	0	1	.000	0	0	.000	0	2	.000	1	3	4	2.0	1	0	0	2	0	2	0	1.9
at Maryland	2/17/21		7	0	2	.000	0	0	.000	0	0	.000	0	1	1	1.9	0	0	0	0	0	0	0	1.8
Purdue	2/20/21		6	1	3	.333	0	0	.000	0	2	.000	1	0	1	1.8	2	0	0	0	0	0	2	1.8
Totals		0	94	9	18	.500	0	0	.000	5	11	.455	4	20	24	1.8	21	1	5	6	4	2	23	1.8

## NOTING ANDRE

- Freshman who provides size and shot-blocking ability for the Husker frontcourt, as he possesses a 7-foot-4 wingspan and has added 10 pounds since getting on campus in June
- Had two points in six minutes against Purdue
- Established career highs in rebounds (four) and steals at Maryland on Feb. 16
- Has averaged 10 minutes per game over the last four contests and has been NU's first reserve off the bench
- Had two points and three rebounds in seven minutes of work at Penn State
- Gave NU quality minutes off the bench with two points and three rebounds against No. 6 Illinois
- Had two points, a rebound and a blocked shot in nine minutes against No. 21 Wisconsin
- Saw extensive action in the second half at Minnesota, grabbing three boards and dishing out two assists in 13 minutes
- Saw limited time against No. 17 Michigan State and against Indiana
- Finished with three points in seven minutes off the bench against Ohio State
- Had one point and a rebound in five minutes against No. 19 Michigan
- Played the final minute at No. 9 Wisconsin, making his only attempt against the Badgers
- Made his debut against Doane, finishing with nine points on 4-of-4 shooting, four rebounds and two blocked shots
- Missed Nebraska's first six games
- Three-star recruit who averaged 10.3 points, 9.8 rebounds and 3.9 blocked shots per game at AZ Compass Prep as a high school senior in 2019-20
- Moved to America prior to his sophomore season and spent two years at Woodrow Wilson High School in Dallas, averaging 12.3 points, 11.5 rebounds and 4.3 blocks per game and was named district defensive player of the year
- Was a late bloomer to the sport, as he did not start playing basketball competitively until he was 14 years old and grew up playing soccer
- Chose NU over offers from Illinois, Maryland and Texas A&M among others

## MISC. STATS

Category	2020-21	Career
Double-Figure Scoring	0	0
Double-Figure Rebounding	0	0
Double-Figure Assists	0	0
Double-Doubles	0	0
Led NU in Scoring	0	0
Led NU in Rebounding	0	0
Led NU in Assists	0	0
20+ Point Games	0	0
30+ Point Games	0	0

## TOP PERFORMANCES OF 2020-21

Category	No.	Opponent (Date)
Points	9	Doane (12/17)
	3	at Ohio State (12/30)
Rebounds	4	Doane (12/17)
	4	at Maryland (2/16)
	3	at Minnesota (2/8)
	3	Illinois (2/12)
	3	at Penn State (2/12)
Assists	2	at Minnesota (2/8)
	1	Doane (12/17)
	1	Illinois (2/12)
	1	at Penn State (2/14)
Blocks	2	Doane (12/17)
	1	at Minnesota (2/8)
	1	Wisconsin (2/10)



**#44 BRET PORTER** | 6-5 | 228 | R-Fr. | F | Omaha, Neb.

**CAREER STATS**

Year	GP	GS	Min	Avg	Total					Rebounds					PF	FO	Ast	TO	Blk	Stl	Pts	Avg			
					FG	FGA	Pct	3FG	3FGA	Pct	FT	FTA	Pct	Off									Def	Tot	Avg
2020-21	4	0	8	2.0	0	0	.000	0	0	.000	0	0	.000	0	1	1	0.3	1	0	0	1	1	0	0	0.0
<b>TOTAL</b>	<b>4</b>	<b>0</b>	<b>8</b>	<b>2.0</b>	<b>0</b>	<b>0</b>	<b>.000</b>	<b>0</b>	<b>0</b>	<b>.000</b>	<b>0</b>	<b>0</b>	<b>.000</b>	<b>0</b>	<b>1</b>	<b>1</b>	<b>0.3</b>	<b>1</b>	<b>0</b>	<b>0</b>	<b>1</b>	<b>1</b>	<b>0</b>	<b>0</b>	<b>0.0</b>

**2020-21 GAME BY GAME**

Opponent	Date	GS	Min	TOTAL			3-PTS			FT	FTA	Pct	REBOUNDS				PF	FO	A	TO	Blk	Stl	Pts	Avg	
				FG	FGA	Pct	3FG	FGA	Pct				Off	Def	Tot	Avg									
McNeese State	11/25/20		3	0	0	.000	0	0	.000	0	0	.000	0	1	1	1.0	1	0	0	0	0	0	0	0.0	
Nevada	11/26/20		DNP																						
North Dakota State	11/28/20		2	0	0	.000	0	0	.000	0	0	.000	0	0	0	0.5	0	0	0	0	1	0	0	0.0	
South Dakota	12/1/20		DNP																						
Georgia Tech	12/9/20		DNP																						
at No. 8 Creighton	12/11/20		2	0	0	.000	0	0	.000	0	0	.000	0	0	0	0.3	0	0	0	1	0	0	0	0.0	
Doane	12/17/20		DNP																						
No. 9 Wisconsin	12/22/20		DNP																						
No. 19 Michigan	12/25/20		DNP																						
at No. 25 Ohio State	12/30/20		DNP																						
No. 17 Michigan State	1/2/21		DNP																						
Indiana	1/10/21		DNP																						
at Michigan State	2/6/21		DNP																						
at Minnesota	2/8/21		DNP																						
No. 21 Wisconsin	2/10/21		DNP																						
No. 6 Illinois	2/12/21		DNP																						
at Penn State	2/14/21		DNP																						
at Maryland	2/16/21		1	0	0	.000	0	0	.000	0	0	.000	0	0	0	0.3	0	0	0	0	0	0	0	0.0	
at Maryland	2/17/21		DNP																						
Purdue	2/20/21		DNP																						
Totals		0	8	0	0	.000	0	0	.000	0	0	.000	0	1	1	0.3	1	0	0	1	1	0	0	0.0	

**NOTING PORTER**

- Walk-on who redshirted during the 2019-20 season
- Made his collegiate debut with three minutes against McNeese State
- Played the final minute at Maryland on Feb. 16, his first action since Dec. 11
- Blocked a shot in 1:37 of playing time in the win against North Dakota State
- Played the final 1:43 of the loss at No. 8 Creighton
- Returned from a torn ACL in June of 2018 to play as a senior, averaging 6.2 points and 4.4 rebounds as Millard North High School reached the district final in 2019
- Enjoyed a strong junior season, averaging 13.5 points and 7.5 rebounds per game for the Mustangs
- Was AAU teammates with fellow Huskers Akol Arop and Jace Piatkowski
- Is a fourth-generation athlete at Nebraska, as his father (Budge, 1975) grandfather (Mort, 1943, 1946-47) and great grandfather (Grove, 1913-15) all played football for the Cornhuskers

**MISC. STATS**

Category	2020-21	Career
Double-Figure Scoring	0	0
Double-Figure Rebounding	0	0
Double-Figure Assists	0	0
Double-Doubles	0	0
Led NU in Scoring	0	0
Led NU in Rebounding	0	0
Led NU in Assists	0	0
20+ Point Games	0	0
30+ Point Games	0	0

**TOP PERFORMANCES OF 2020-21**

Category	No.	Opponent (Date)
Points	NA	
Rebounds	1	McNeese State (11/25)
Assists	NA	



#45 DALANO BANTON | 6-9 | 204 | So. | G | Toronto, Ontario, Canada

## CAREER STATS

Year	GP	GS	Min	Avg	Total					Rebounds					PF	FO	Ast	TO	Blk	Stl	Pts	Avg.			
					FG	FGA	Pct	3FG	3FGA	Pct	FT	FTA	Pct	Off									Def	Tot	Avg
2018-19*	31	12	469	15.1	39	97	.402	8	37	.216	19	34	.559	16	76	92	3.0	27	0	65	52	16	14	105	3.4
2020-21	20	20	592	29.6	71	175	.406	17	63	.270	48	74	.649	23	106	129	6.5	41	1	89	48	21	21	207	10.4
<b>TOTAL</b>	<b>20</b>	<b>20</b>	<b>592</b>	<b>29.6</b>	<b>71</b>	<b>175</b>	<b>.406</b>	<b>17</b>	<b>63</b>	<b>.270</b>	<b>48</b>	<b>74</b>	<b>.649</b>	<b>23</b>	<b>106</b>	<b>129</b>	<b>6.5</b>	<b>41</b>	<b>1</b>	<b>89</b>	<b>48</b>	<b>21</b>	<b>21</b>	<b>207</b>	<b>10.4</b>
All*	51	32	1061	20.8	110	272	.404	25	100	.250	67	108	.620	39	182	221	4.3	68	1	154	100	37	35	312	6.1

\*Statistics from Western Kentucky

## 2020-21 GAME BY GAME

Opponent	Date	GS	Min	TOTAL			3-PTS			REBOUNDS			PF	FO	A	TO	Blk	Stl	Pts	Avg					
				FG	FGA	Pct	3FG	FGA	Pct	FT	FTA	Pct									Off	Def	Tot	Avg	
McNeese State	11/25/20	*	22	4	7	.571	0	2	.000	6	8	.750	2	4	6	6.0	2	0	6	2	4	3	14	14.0	
Nevada	11/26/20	*	38	6	17	.353	3	11	.273	3	4	.750	2	5	7	6.5	1	0	5	1	1	1	18	16.0	
North Dakota State	11/28/20	*	30	4	7	.571	0	1	.000	4	5	.800	2	7	9	7.3	0	0	8	2	1	1	12	14.7	
South Dakota	12/1/20	*	27	3	7	.429	0	1	.000	4	5	.800	0	5	5	6.8	3	0	4	1	0	3	10	13.5	
Georgia Tech	12/9/20	*	36	6	15	.400	1	4	.250	4	5	.800	2	7	9	7.2	3	0	6	5	0	1	17	14.2	
at No. 8 Creighton	12/11/20	*	27	3	6	.500	2	4	.500	4	6	.667	1	6	7	7.2	1	0	1	3	0	2	12	13.8	
Doane	12/17/20	*	21	5	7	.714	1	2	.500	2	4	.500	2	9	11	7.7	1	0	10	2	3	1	13	13.7	
at No. 9 Wisconsin	12/22/20	*	35	5	12	.417	3	5	.600	2	2	1.000	0	8	8	7.8	1	0	4	2	0	0	15	13.9	
No. 19 Michigan	12/25/20	*	35	7	16	.438	1	2	.500	2	4	.500	1	4	5	7.4	1	0	3	2	0	2	17	14.2	
at No. 25 Ohio State	12/30/20	*	26	3	11	.273	0	4	.000	0	0	.000	1	7	8	7.5	1	0	0	2	1	1	6	13.4	
No. 17 Michigan State	1/2/21	*	33	1	3	.333	0	1	.000	5	6	.833	1	0	1	6.9	3	0	7	4	0	0	7	12.8	
Indiana	1/10/21	*	31	4	8	.500	0	2	.000	2	6	.333	2	4	6	6.8	3	0	7	0	1	0	10	12.6	
at Michigan State	2/6/21	*	25	2	7	.286	0	2	.000	2	3	.667	1	5	6	6.8	5	1	1	4	2	1	6	12.1	
at Minnesota	2/8/21	*	32	3	9	.333	0	2	.000	3	3	1.000	0	5	5	6.6	3	0	6	5	1	1	9	11.9	
No. 21 Wisconsin	2/10/21	*	33	2	9	.222	0	3	.000	2	4	.500	2	8	10	6.9	2	0	5	3	1	0	6	11.5	
No. 6 Illinois	2/12/21	*	32	2	7	.286	0	3	.000	1	6	.167	2	4	6	6.8	4	0	1	2	2	1	5	11.1	
at Penn State	2/14/21	*	30	3	6	.500	1	2	.500	0	0	.000	0	3	3	6.6	2	0	6	4	0	2	7	10.8	
at Maryland	2/16/21	*	31	3	8	.375	2	5	.400	2	2	1.000	0	4	4	6.4	3	0	3	3	1	1	10	10.8	
at Maryland	2/17/21	*	29	4	10	.400	3	6	.500	0	1	.000	1	6	7	6.5	2	0	4	1	2	0	11	10.8	
Purdue	2/20/21	*	19	1	3	.333	0	1	.000	0	0	.000	1	5	6	6.5	0	0	2	0	1	0	2	10.4	
Totals			20	592	71	175	.406	17	63	.270	48	74	.649	23	106	129	6.5	41	1	89	48	21	21	207	10.4

## NOTING BANTON

- Talented guard who uses his combination of size, length and athleticism to create matchup problems for opponents, as he has a 6-11 wingspan
- Was held to two points, but grabbed six rebounds against Purdue
- Had 11 points, including 3-of-6 from 3-point range, seven rebounds and four assists at Maryland on Feb. 17
- Reached double figures for the first time since Jan. 10 with 10 points, four rebounds and three assists at Maryland on Feb. 16
- Finished with seven points and a game-high six assists in the win over Penn State
- Grabbed 10 rebounds and dished out five assists in the loss to No. 21 Wisconsin
- Tallied nine points, six assists and five rebounds in the loss at Minnesota
- Totaled 10 points, seven assists and six rebounds in the loss to Indiana
- Dished out seven assists and had seven points in 33 minutes against No. 17 Michigan State
- Reached double figures with 17 points, five rebounds and three assists vs. No. 19 Michigan
- Led Nebraska with 15 points, eight rebounds and four assists at No. 9 Wisconsin
- Posted his first career triple-double with 13 points, 11 rebounds and 10 assists in 21 minutes against Doane
- Totaled 12 points - all in the first half - and seven rebounds and a pair of steals against Creighton
- Tallied 17 points, nine boards and six assists in the loss to Georgia Tech
- Nearly posted a triple double against North Dakota State with 12 points, nine rebounds and eight assists
- Led NU with 18 points, five assists and seven boards in the loss to Nevada
- Filled the stat sheet in NU's win over McNeese State, totaling 14 points, six assists, six rebounds, four blocked shots and three steals in just 22 minutes of work
- Transfer from Western Kentucky who sat out the 2019-20 season and has three years of eligibility remaining
- Reclassified to the class of 2018 to play at Western Kentucky, where he averaged 3.4 points, 3.0 rebounds and 2.1 assists per game, posting a trio of double-figure performances
- Made 12 starts, including a 13-rebound, 10-assist, eight-point effort in a win over No. 15 Wisconsin
- Top 100 recruit (Rivals and 247Sports) who played at Redemption (N.Y.) Christian Academy and was named conference MVP in his final year at the school
- Played in the BioSteel All-Canadian Game, finishing with 19 points on 9-of-16 shooting, eight rebounds and three steals
- Wears #45 as a tribute to his Mount Olive neighborhood in Toronto, as the 45 Kipling bus was his transportation to school as a child

## MISC. STATS

Category	2020-21	Career
Double-Figure Scoring	12	14
Double-Figure Rebounding	2	3
Double-Figure Assists	1	2
Double-Doubles	1	2
Triple-Doubles	1	1
Led NU in Scoring	2	2
Led NU in Rebounding	9	9
Led NU in Assists	15	15
20+ Point Games	0	0
30+ Point Games	0	0

## TOP PERFORMANCES OF 2020-21

Category	No.	Opponent (Date)
Points	18	Nevada (11/26)
	17	Georgia Tech (12/9)
	17	Michigan (12/25)
Rebounds	11	Doane (12/17)
	10	Wisconsin (12/10)
Assists	10	Doane (12/17)
	8	North Dakota State (11/28)
	7	Michigan State (1/2)
	7	Indiana (1/10)
Steals	3	McNeese State (11/25)
	3	South Dakota (12/1)
Blocks	4	McNeese State (11/25)
	3	Doane (12/17)





**#33 AKOL AROP** | 6-5 | 203 | So. | F | Omaha, Neb.

CAREER STATS																										
Year	GP	GS	Min	Avg	Total							Rebounds							PF	FO	Ast	TO	Blk	Stl	Pts	Avg
					FG	FGA	Pct	3FG	3FGA	Pct	FT	FTA	Pct	Off	Def	Tot	Avg									
2019-20	21	0	114	5.4	9	16	.563	1	2	.500	3	7	.429	9	19	28	1.3	18	0	1	4	6	6	22	1.0	
<b>TOTAL</b>	<b>21</b>	<b>0</b>	<b>114</b>	<b>5.4</b>	<b>9</b>	<b>16</b>	<b>.563</b>	<b>1</b>	<b>2</b>	<b>.500</b>	<b>3</b>	<b>7</b>	<b>.429</b>	<b>9</b>	<b>19</b>	<b>28</b>	<b>1.3</b>	<b>18</b>	<b>0</b>	<b>1</b>	<b>4</b>	<b>6</b>	<b>6</b>	<b>22</b>	<b>1.0</b>	

**NOTING AROP**

- Will miss the entire 2020-21 season following knee surgery in early November.
- Played in 21 games as a true freshman, averaging 1.0 points and 1.3 rebounds per game.
- Came off the bench to grab four rebounds and block a pair of shots in a season-high 23 minutes vs. Indiana in the Big Ten Tournament
- Tied his season high with five points on 2-of-2 shooting, including his first career 3-pointer, at Minnesota
- Established season highs in points (five), rebounds (six) and minutes (20) at No. 25 Michigan
- 2019 Gatorade Player of the Year in Nebraska who averaged 19.4 points, 10.9 rebounds and 2.6 blocks per game as a senior at Omaha Creighton Prep High School
- First-team all-state selection by the Omaha World-Herald and Lincoln Journal Star after recording 19 double-doubles as a senior
- One of nine kids in the family, including older brother, Aguek, who plays basketball at San Diego State



**#30 CHRIS MCGRAW** | 6-0 | 170 | So. | G | Columbus, Ohio

CAREER STATS																										
Year	GP	GS	Min	Avg	Total							Rebounds							PF	FO	Ast	TO	Blk	Stl	Pts	Avg
					FG	FGA	Pct	3FG	3FGA	Pct	FT	FTA	Pct	Off	Def	Tot	Avg									
2018-19*	4	0	6	1.5	0	1	.000	0	0	.000	0	0	.000	0	0	0	0.0	0	0	2	0	0	0	0	0.0	
All	4	0	6	1.5	0	1	.000	0	0	.000	0	0	.000	0	0	0	0.0	0	0	2	0	0	0	0	0.0	

\* Statistics from Ohio University

**NOTING MCGRAW**

- Walk-on who is sitting out this season after transferring from Division III Otterbein University, where he did not play last season because of injury
- Began his collegiate career at Ohio University in 2018-19, playing in four games and recording two assists in six minutes of action
- Was a teammate of Husker junior guard Trey McGowens at Hargrave Military in 2017-18, as the team went 33-4 and was ranked fourth nationally
- Played his high school basketball at Bishop Watterson High School for Coach Vince Lombardo, averaging 7.8 ppg as a senior and played all four years at the school

# GAME 1: NEBRASKA 102, MCNEESE STATE 55



Official Basketball Box Score - Final  
**McNeese at Nebraska**  
 11/20/20 Pinnacle Bank Arena, Lincoln  
 Nebraska vs. McNeese State

Game Time: 11:03 AM  
 Game Duration: 1:57

Officials: John Higgins, Louis Garrison, Alfred Smith

McNeese - 55

NO. Name	Min	FG		3P		FT		Rebounds		Fouls		TP	AS	TO	ST	Blocks		+/-
		M-A	M-A	M-A	M-A	OR	DR	OR	DR	PF	FF					BS	BA	
2 KeyShawn Feazell	F 24:03	1-6	0-1	4-6	2	3	11	4	3	6	3	5	0	2	0	0	0	-29
23 Carlos Rosario	F 22:34	5-7	0-0	0-2	2	0	2	1	1	10	0	3	0	1	0	0	0	-27
0 Dru Kuxhausen	G 33:27	4-11	3-8	0-1	0	1	1	5	4	11	0	1	0	0	0	0	0	-40
3 Collin Warren	G 20:46	1-5	1-2	0-0	0	2	2	3	0	3	2	7	2	0	0	0	0	-26
12 A.J. Lawson	G 30:36	2-6	1-3	1-3	1	2	3	3	6	6	1	4	0	0	0	0	0	-40
45 Ra'Shawn Langston	29:53	4-9	2-5	0-0	1	1	2	3	0	10	3	1	1	0	0	0	0	-23
24 Chris Orlina	G 10:31	1-3	0-0	0-0	0	1	1	2	0	2	0	0	0	0	0	0	0	-15
15 Zach Scott	08:20	0-1	0-0	0-0	0	1	1	3	0	0	1	0	0	0	0	0	0	-8
11 Jeremy Harrell	F 17:39	3-7	0-2	1-2	3	4	7	1	1	7	0	2	0	2	0	0	0	-20
111 Myles Hutcherson	01:22	0-0	0-0	0-0	0	0	0	0	0	0	0	1	0	0	0	0	0	-1
5 Evan Palmquist	01:02	0-0	0-0	0-0	0	0	0	1	0	0	0	1	0	0	0	0	0	-6
Team					3	2	5	0	0	2								
Totals		21-55	7-22	6-14	12	23	35	26	15	55	10	27	3	5	4	4	-47	

Shooting By Period

1<sup>st</sup> FG% 11-25 39.2%  
 3PT% 4-9 44.4%  
 FT% 2-4 50%

2<sup>nd</sup> FG% 10-27 37.0%  
 3PT% 3-13 23.1%  
 FT% 4-10 40%

GM FG% 21-55 38.2%  
 3PT% 7-22 31.8%  
 FT% 6-14 42.9%

Dead Ball Rebounds: 2-0

Nebraska - 102

NO. Name	Min	FG		3P		FT		Rebounds		Fouls		TP	AS	TO	ST	Blocks		+/-
		M-A	M-A	M-A	M-A	OR	DR	OR	DR	PF	FF					BS	BA	
11 Lat Mayen	F 23:50	5-11	3-7	0-0	3	3	6	2	2	13	1	1	1	0	0	0	0	24
0 Teddy Allen	G 23:35	6-10	1-2	1-3	1	4	5	2	3	14	2	2	3	0	0	0	0	30
2 Trey McGowens	G 19:11	5-9	2-2	2-3	1	2	3	3	3	14	3	2	3	0	0	0	0	28
34 Thorir Thorbjarnarson	G 25:56	3-9	2-5	0-0	1	1	2	0	1	8	1	1	1	0	0	0	0	12
45 Dalano Barton	G 21:39	4-7	0-2	0-8	2	4	6	2	7	14	6	2	3	4	0	0	0	-20
10 Kobe Webster	23:35	5-7	1-3	0-2	0	2	0	3	0	13	2	0	2	0	0	0	0	31
24 Shamiel Stevenson	23:57	3-12	0-0	3-5	3	4	7	2	3	9	0	1	2	0	0	0	0	4
4 Yvan Ouedraogo	22:06	4-4	0-0	5-8	3	3	6	4	14	2	0	2	0	0	0	0	0	28
3 Elijah Wood	09:01	0-2	0-2	0-0	0	2	2	0	0	0	2	0	0	0	0	0	0	10
21 Jace Piatkowski	03:58	1-1	1-1	0-0	0	0	0	0	0	3	0	0	0	0	0	0	0	8
44 Bret Porter	03:12	0-0	0-0	0-0	0	1	1	0	0	0	0	0	0	0	0	0	0	4
Team					3	2	5	0	0	1								
Totals		36-72	10-24	20-29	17	28	45	15	26	102	19	10	16	4	5	47		

Shooting By Period

1<sup>st</sup> FG% 19-33 57.6%  
 3PT% 7-13 53.8%  
 FT% 5-10 50%

2<sup>nd</sup> FG% 17-39 43.6%  
 3PT% 3-11 27.3%  
 FT% 15-19 78.9%

GM FG% 36-72 50.0%  
 3PT% 10-24 41.7%  
 FT% 20-29 69.0%

Dead Ball Rebounds: 5-0

Nebraska - 102

Biggest lead	MSC		Points from Turnovers	MSC		Period by Period Scoring
	1 <sup>st</sup>	2 <sup>nd</sup>		1 <sup>st</sup>	2 <sup>nd</sup>	
0 (1 <sup>st</sup> 20:00)	50	(2 <sup>nd</sup> 0:02)	43			
Best Scoring Run	4 (2 <sup>nd</sup> 4:42)	17 (2 <sup>nd</sup> 9:01)	26	50	55	
Lead Changes	0	6	12	5	102	
Times Tied	1	2	29			
Time with Lead	00:00	38:25	19	39		

# GAME 2: NEVADA 69, NEBRASKA 66



Official Basketball Box Score - Final  
**Nevada at Nebraska**  
 11/20/20 Pinnacle Bank Arena, Lincoln  
 Nevada vs. Nebraska

Game Time: 1:03 PM  
 Game Duration: 2:09

Officials: John Higgins, Lewis Garrison, Alfred Smith

Nevada - 69

NO. Name	Min	FG		3P		FT		Rebounds		Fouls		TP	AS	TO	ST	Blocks		+/-
		M-A	M-A	M-A	M-A	OR	DR	OR	DR	PF	FF					BS	BA	
5 Warren Washington	F 14:17	1-1	0-0	0-2	1	3	4	3	2	2	0	2	0	0	0	0	0	-15
42 K.J. Hymes	F 17:04	2-3	0-0	4-4	2	6	8	5	3	8	1	5	0	0	0	0	0	0
4 Desmond Cambridge	G 34:51	7-17	2-11	2-2	0	5	5	4	2	18	1	3	1	0	0	0	0	8
11 Kane Milling	G 15:10	2-3	0-0	0-1	1	0	3	3	4	3	0	0	0	0	0	0	0	-2
25 Grant Sheffield	G 35:50	4-13	2-4	9-12	1	5	6	3	1	10	6	6	1	0	0	0	0	8
1 Robby Robinson	26:07	1-2	0-0	0-0	1	1	2	4	2	2	0	2	0	0	0	0	0	12
14 Tre Coleman	28:34	2-3	1-2	0-1	1	1	2	4	2	5	1	4	1	1	0	0	0	4
15 Zane Meeks	15:20	4-6	0-2	0-0	1	4	5	2	1	8	1	1	0	0	0	0	0	-2
3 Alem Huseinovic	08:58	1-2	1-2	0-0	1	1	2	1	0	3	0	0	0	0	0	0	0	-2
23 DeAndre Henry	03:49	0-0	0-0	0-0	0	3	3	1	1	0	0	0	0	0	0	0	0	4
Team					1	1	2	0	0	0								
Totals		24-50	6-21	15-22	10	39	49	27	24	69	12	21	3	1	1	3		

Shooting By Period

1<sup>st</sup> FG% 14-27 51.9%  
 3PT% 3-5 60%  
 FT% 2-9 22.2%

2<sup>nd</sup> FG% 10-23 43.5%  
 3PT% 2-9 22.2%  
 FT% 12-17 70.6%

GM FG% 24-50 48.0%  
 3PT% 6-21 28.6%  
 FT% 15-22 68.2%

Dead Ball Rebounds: 3-0

Nebraska - 66

NO. Name	Min	FG		3P		FT		Rebounds		Fouls		TP	AS	TO	ST	Blocks		+/-
		M-A	M-A	M-A	M-A	OR	DR	OR	DR	PF	FF					BS	BA	
11 Lat Mayen	F 26:49	2-9	2-9	1-3	0	5	5	4	3	7	1	1	1	0	0	0	0	13
0 Teddy Allen	G 28:16	3-11	2-7	9-13	4	2	6	3	7	17	1	0	5	0	1	0	0	-9
2 Trey McGowens	G 23:11	0-5	0-3	0-0	1	1	2	4	0	2	2	0	0	0	0	0	0	9
34 Thorir Thorbjarnarson	G 28:28	0-4	0-4	0-0	0	4	4	3	0	2	0	1	0	0	0	0	0	0
45 Dalano Barton	G 37:07	6-17	3-11	3-4	2	5	7	1	5	18	5	1	1	1	0	0	0	-1
4 Shamiel Stevenson	21:13	3-5	0-1	3-3	0	3	3	3	2	9	0	2	0	0	0	0	0	-10
10 Kobe Webster	19:41	4-10	2-6	3-4	0	0	0	2	3	13	1	2	3	0	0	0	0	-2
24 Yvan Ouedraogo	15:17	0-1	0-0	2-3	0	0	3	4	3	2	1	1	1	0	0	0	0	-15
Team					1	0	1	0	0	0								
Totals		18-62	9-41	21-30	11	20	31	24	27	66	13	9	12	1	1	3		

Shooting By Period

1<sup>st</sup> FG% 8-32 25.0%  
 3PT% 4-20 20.0%  
 FT% 9-14 64.3%

2<sup>nd</sup> FG% 10-30 33.3%  
 3PT% 5-21 23.8%  
 FT% 12-16 75.0%

GM FG% 18-62 29.0%  
 3PT% 9-41 22.0%  
 FT% 21-30 70.0%

Dead Ball Rebounds: 3-0

Biggest lead	NWP		Points from Turnovers	NEB		Period by Period Scoring
	1 <sup>st</sup>	2 <sup>nd</sup>		1 <sup>st</sup>	2 <sup>nd</sup>	
9 (1 <sup>st</sup> 0:26)	10	(2 <sup>nd</sup> 9:34)	20	30	69	
Best Scoring Run	7 (1 <sup>st</sup> 12:25)	10 (2 <sup>nd</sup> 11:15)	8	13	69	
Lead Changes	5	8	13	5	66	
Times Tied	6	5	24			
Time with Lead	16:40	18:29	18	24		

# GAME 3: NEBRASKA 79, NORTH DAKOTA STATE 57



Official Basketball Box Score - Final  
**North Dakota St. at Nebraska**  
 11/20/20 Pinnacle Bank Arena, Lincoln  
 North Dakota State vs. Nebraska

Game Time: 11:01 AM  
 Game Duration: 1:56

Officials: Brian O'Connell, Lewis Garrison, Kelly Pfeifer

North Dakota St. - 57

NO. Name	Min	FG		3P		FT		Rebounds		Fouls		TP	AS	TO	ST	Blocks		+/-
		M-A	M-A	M-A	M-A	OR	DR	OR	DR	PF	FF					BS	BA	
34 Rocky Kreuzer	F 20:49	1-6	1-2	4-4	0	4	4	4	3	7	1	2	1	0	0	0	0	-20
3 Tyree Eady	G 28:21	3-10	1-4	0-0	4	9	13	1	2	7	1	5	0	0	0	0	0	-12
5 Sam Griessel	G 31:12	3-8	0-1	3-4	5	7	12	1	5	9	1	1	1	1	0			

# GAME 5: GEORGIA TECH 75, NEBRASKA 64

Official Basketball Box Score - Final  
**Georgia Tech at Nebraska**  
 12/19/20 O'Hea Center Arena, Lincoln  
 Nebraska vs. Georgia Tech

Game Time: 6:16 PM  
 Game Duration: 2:08

Officials: D.J. Carstensen, Donnie Epley, Lewis Garrison

Georgia Tech - 75  
 Record: 2-2

NO. Name	Min	FG	3P	FT	Rebounds	Fouls	TP	AS	TO	ST	Blocks	+/
		M-A	M-A	M-A	OR DR TOT	PF FD					BS BA	
4 Jordan Usher	15:57	3-7	0-1	0-0	0 3 3	2 0	6	3	0	1	0 0	-1
5 Moses Wright	33:32	5-8	1-1	2-3	4 4 8	3 4	13	4	0	1	2 1	-6
0 Michael Devoe	23:19	4-9	2-6	2-2	0 3 3	2 1	12	0	4	1	0 0	-2
3 Bubba Parish	37:43	1-9	1-8	4-5	1 3 4	4 3	7	2	0	3	0 0	5
10 Jose Alvarado	27:10	7-12	3-5	7-8	0 1 1	4 7	24	3	2	0	0 0	16
1 Kyle Sturdivant	29:43	1-6	0-2	0-2	0 5 5	4 2	2	1	2	0	0 0	16
12 Khalid Moore	32:36	5-7	1-2	0-0	3 5 8	0 1	11	0	0	2	0 0	15
<b>Team</b>					0 2 2		0	0	1			
<b>Totals</b>	26:58	8-25	15-20	8	26 34	19 18	75	13	9	8	2 1	11

Shooting By Period

1st FG%	13-32	40.6%
3PT%	3-14	21.4%
FT%	3-4	75%
2nd FG%	13-26	50.0%
3PT%	5-11	45.5%
FT%	12-16	75%
GM FG%	26-58	44.8%
3PT%	8-25	32.0%
FT%	15-20	75.0%

Dead Ball Rebounds: 2, 0

Nebraska - 64  
 Record: 3-2

NO. Name	Min	FG	3P	FT	Rebounds	Fouls	TP	AS	TO	ST	Blocks	+/
		M-A	M-A	M-A	OR DR TOT	PF FD					BS BA	
11 Lat Mayen	26:15	2-5	1-3	2-2	1 3 4	4 4	7	0	2	0	0 1	-12
0 Teddy Allen	27:38	4-16	0-5	2-2	3 0 3	1 2	10	1	2	1	1 1	1
2 Trey McGowens	31:19	2-9	0-3	2-6	1 8 9	5 9	6	1	3	0	0 0	-10
34 Thorir Thorbjarnarson	25:39	1-4	0-1	0-0	4 3 7	1 0	2	5	1	1	0 0	-3
45 Dalano Banton	35:50	6-15	1-4	4-5	2 7 9	3 4	17	6	5	1	0 0	-12
10 Kobe Webster	27:22	7-9	6-7	0-0	0 2 2	4 0	20	1	2	0	0 0	-21
24 Yvan Ouedraogo	10:40	0-1	0-0	0-0	1 0 1	0 0	0	0	0	0	0 0	5
4 Shamil Stevenson	15:17	1-2	0-0	0-0	1 2 3	1 0	2	0	1	0	0 0	-3
<b>Team</b>					2 2 4		0	0	0			
<b>Totals</b>	23:61	8-23	10-15	15	27 42	19 19	64	14	16	3	1 2	-11

Shooting By Period

1st FG%	10-29	34.5%
3PT%	5-15	33.3%
FT%	5-5	100%
2nd FG%	13-32	40.6%
3PT%	3-9	33.3%
FT%	5-10	50%
GM FG%	23-61	37.7%
3PT%	8-23	34.8%
FT%	10-15	66.7%

Dead Ball Rebounds: 2, 0

Technical Fouls: NONE

Points from	GEO	NEB
Turnovers	15	6
Paint	26	28
Second Chance	12	17
Fast Breaks	7	6
Bench	13	22

Period by Period Scoring

	1st	2nd	TOT
GEO	32	43	75
NEB	30	34	64

Technical Fouls: Mayen 1<sup>st</sup> 14:00

Points from	GEO	NEB
Turnovers	15	6
Paint	26	28
Second Chance	12	17
Fast Breaks	7	6
Bench	13	22

Period by Period Scoring

	1st	2nd	TOT
GEO	32	43	75
NEB	30	34	64

# GAME 6: NO. 8 CREIGHTON 98, NEBRASKA 74

Official Basketball Box Score - Final  
**Nebraska at #8 Creighton**  
 12/11/20 O'Hea Center Omaha, Omaha, Neb.  
 2020-21 Men's Basketball

Game Time: 6:00 PM  
 Game Duration: 2:01  
 Attendance: 254

Officials: Lamar Simpson, Brian Dorsey, Keith Kirtas

Nebraska - 74  
 Record: 3-3

NO. Name	Min	FG	3P	FT	Rebounds	Fouls	TP	AS	TO	ST	Blocks	+/
		M-A	M-A	M-A	OR DR TOT	PF FD					BS BA	
11 Lat Mayen	18:20	0-1	0-1	2-2	0 4 4	4 3	2	1	3	0	0 1	-4
0 Teddy Allen	30:31	10-20	3-6	3-4	5 4 9	2 3	26	2	4	2	0 0	-14
2 Trey McGowens	27:59	5-7	3-3	2-5	0 2 2	2 4	15	0	4	1	0 1	-29
34 Thorir Thorbjarnarson	31:37	3-5	2-3	0-0	0 6 6	1 1	8	3	4	0	0 1	-17
45 Dalano Banton	27:13	3-6	2-4	4-6	1 6 7	1 3	12	1	3	2	0 0	-11
24 Yvan Ouedraogo	18:50	1-3	0-0	2-2	2 2 4	3 2	4	2	1	0	2 1	-11
4 Shamil Stevenson	16:37	1-6	0-3	0-0	1 2 3	2 4	2	1	2	0	0 0	-23
10 Kobe Webster	23:44	2-8	1-5	0-2	0 1 1	0 2	5	2	2	0	1 1	-8
3 Elijah Wood	01:43	0-1	0-1	0-0	0 0 0	0 0	0	0	0	0	0 0	-1
21 Jace Piatkowski	01:43	0-0	0-0	0-0	0 0 0	0 0	0	0	0	0	0 0	-1
44 Bret Porter	01:43	0-0	0-0	0-0	0 0 0	0 0	0	0	0	0	0 0	-1
<b>Team</b>					2 1 3		0	0	0			
<b>Totals</b>	25:57	11-26	13-22	11	28 39	15 19	74	12	25	5	3 5	-24

Shooting By Period

1st FG%	12-25	48.0%
3PT%	5-13	38.5%
FT%	11-17	64.7%
2nd FG%	13-26	50.0%
3PT%	6-13	46.2%
FT%	2-5	40%
GM FG%	25-57	43.9%
3PT%	14-30	46.7%
FT%	13-22	59.1%

Dead Ball Rebounds: 4, 0

#8 Creighton - 98  
 Record: 4-1

NO. Name	Min	FG	3P	FT	Rebounds	Fouls	TP	AS	TO	ST	Blocks	+/
		M-A	M-A	M-A	OR DR TOT	PF FD					BS BA	
13 Christian Bishop	13:29	5-5	0-0	0-2	1 2 3	4 2	10	1	2	3	0 0	4
23 Damien Jefferson	30:00	5-9	1-4	0-1	3 4 7	2 2	11	5	3	1	1 0	26
11 Marcus Zegarowski	33:10	6-13	5-7	5-5	0 3 3	3 5	22	5	4	4	0 1	12
24 Mitch Ballcock	32:47	2-5	2-5	0-0	0 2 2	0 2	6	4	0	4	1 0	23
34 Denzel Mahoney	27:40	7-18	4-10	2-2	1 3 4	2 2	20	4	2	1	0 1	25
32 Ryan Kalkbrenner	18:32	6-9	0-0	1-3	5 8 13	2 3	13	0	1	0	3 0	6
0 Antwan Jones	18:17	3-6	1-2	0-0	0 4 4	1 0	7	2	1	1	0 0	7
4 Sherref Mitchell	13:14	3-5	1-1	0-0	0 0 0	2 1	7	2	0	1	0 1	13
41 Jacob Epperson	03:45	0-0	0-0	0-0	0 1 1	0 0	0	0	0	0	0 0	2
10 Jett Canfield	02:50	1-1	0-0	0-0	0 0 0	0 0	2	1	0	0	0 0	0
20 Nic Zeil	02:50	0-0	0-0	0-0	0 0 0	1 0	0	0	0	0	0 0	0
14 Sami Osmani	01:43	0-0	0-0	0-0	0 0 0	0 0	0	0	0	1	0 0	1
22 Devin Davis	01:43	0-2	0-1	0-0	0 0 0	0 0	0	0	0	0	0 0	1
<b>Team</b>					2 5 7		0	0	0			
<b>Totals</b>	38:73	14-30	8-13	10	26 36	19 15	98	24	13	16	5 3	24

Shooting By Period

1st FG%	15-35	42.9%
3PT%	7-16	43.8%
FT%	7-11	63.6%
2nd FG%	23-38	60.5%
3PT%	7-14	50.0%
FT%	1-2	50%
GM FG%	38-73	52.1%
3PT%	14-30	46.7%
FT%	8-13	61.5%

Dead Ball Rebounds: 2, 0

Technical Fouls: NONE

Points from	NEB	CREIG
Turnovers	13	38
Paint	26	40
Second Chance	9	12
Fast Breaks	9	18
Bench	11	29

Period by Period Scoring

	1st	2nd	TOT
NEB	40	34	74
CREIG	44	54	98

Technical Fouls: NONE

Points from	NEB	CREIG
Turnovers	13	38
Paint	26	40
Second Chance	9	12
Fast Breaks	9	18
Bench	11	29

Period by Period Scoring

	1st	2nd	TOT
NEB	40	34	74
CREIG	44	54	98

# GAME 7: NEBRASKA 110, DOANE 64

Official Basketball Box Score - Final  
**Doane at Nebraska**  
 12/17/20 Pinnacle Bank Arena, Lincoln  
 Nebraska vs. Doane

Game Time: 6:01 PM  
 Game Duration: 1:47

Officials: Rob Kueneman, Chad Barlow, Chris Pascal

Doane - 64  
 Record: 5-9

NO. Name	Min	FG	3P	FT	Rebounds	Fouls	TP	AS	TO	ST	Blocks	+/
		M-A	M-A	M-A	OR DR TOT	PF FD					BS BA	
4 Alec Oberhauser	22:40	1-6	1-5	1-2	0 2 2	2 1	4	2	0	1	1 1	-38
20 Alec Masin	25:50	3-8	1-5	0-0	2 9 11	3 1	7	4	2	1	1 0	-25
22 Jaxon Hare	17:08	2-8	0-2	0-0	1 1 1	1 1	4	1	2	0	0 3	-4
3 Anthony Laravie	21:14	3-12	2-10	0-0	0 2 2	1 0	8	1	0	1	0 0	-26
21 Joe Burt	21:08	3-11	3-8	2-2	3 2 5	0 1	11	0	1	0	1 0	-18
23 Nick Saiz	09:26	1-3	1-2	0-0	0 0 0	1 0	3	0	3	0	0 0	-21
1 Tyler Sullivan	09:16	0-0	0-0	1-2	0 1 1	1 1	1	3	0	0	0 0	-5
50 Matt Hagedorn	16:03	1-3	1-3	1-4	1 0 1	5 3	4	0	0	1	0 0	-8
24 Trey Winkler	09:34	4-6	3-4	0-0	0 0 0	0 0	11	0	0	0	0 1	-16
5 Zach Witters	11:07	1-4	0-1	0-0	1 0 1	2 0	2	2	1	0	0 0	-20
15 Skyler Kelley	09:55	1-6	1-4	1-2	0 2 2	1 1	4	0	0	0	0 0	-19
2 Carson Busch	06:41	0-2	0-1	0-0	1 0 1	1 0	0	0	0	1	0 0	-7
25 Joe Cox	06:30	0-1	0-1									

# GAME 9: NO. 19 MICHIGAN 80, NEBRASKA 69



Official Basketball Box Score - Final  
Michigan at Nebraska  
12/25/20 Pinnacle Bank Arena, Lincoln  
Nebraska vs. Michigan

Game Time: 5:01 PM  
Game Duration: 1:54

Officials: John Higgins, Kelly Pfeifer, Brooke Wells

Michigan - 80																	
Record: 7-0 (2-0)																	
NO. Name	Min	FG M-A	3P M-A	FT M-A	Rebounds OR DR TOT	Fouls PF	TP	AS	TO	ST	Blocks BS BA +/-						
2 Isaiah Livers	F	36:46	6-12	3-8	2-2	1	4	5	3	3	17	4	1	1	0	0	13
1 Hunter Dickinson	C	32:26	5-7	0-0	3-5	12	6	13	0	5	4	0	2	1	0	6	
12 Mike Smith	G	32:54	3-6	2-3	2-2	0	5	3	3	10	6	4	0	0	0	2	
21 Franz Wagner	G	34:59	9-16	2-7	0-1	1	8	9	2	3	20	2	2	0	0	14	
55 Eli Brooks	G	31:56	2-7	1-5	2-2	0	0	0	3	2	7	4	1	3	0	1	
15 Chaundee Brown		16:12	5-8	1-3	2-2	2	3	5	2	1	13	0	1	0	0	6	
5 Terrance Williams II		08:04	0-3	0-1	0-0	0	1	1	0	0	0	1	2	0	1	-3	
23 Brandon Johns Jr.		06:43	0-0	0-0	0-0	0	0	0	0	0	0	0	0	0	0	3	
Team						1	2	3									
Totals		30:59	9:27	11:14	8	35	43	16	18	80	16	15	6	2	3	11	

Shooting By Period			
1st FG%	15-33	45.5%	
3PT%	4-17	23.5%	
FT%	2-5	40%	
2nd FG%	15-26	57.7%	
3PT%	5-10	50.0%	
FT%	9-9	100%	
GM FG%	30-59	50.8%	
3PT%	9-27	33.3%	
FT%	11-14	78.6%	

Dead Ball Rebounds: 1, 0

Nebraska - 69																
Record: 4-5 (0-2)																
NO. Name	Min	FG M-A	3P M-A	FT M-A	Rebounds OR DR TOT	Fouls PF	TP	AS	TO	ST	Blocks BS BA +/-					
11 Lat Mayen	F	21:12	1-4	0-2	0-0	3	3	4	0	2	0	2	1	2	0	-7
24 Yvan Ouedraogo	F	29:07	3-4	0-0	0-3	3	3	6	4	3	16	1	0	1	1	-4
0 Teddy Allen	G	33:53	9-22	3-10	4-5	1	5	6	2	4	25	0	2	0	0	-11
2 Trey McGowens	G	28:03	4-11	2-2	5-6	0	4	3	3	15	1	0	3	0	0	-12
45 Dalano Banton	G	35:15	7-16	1-2	2-4	1	4	5	2	17	3	2	2	0	0	-7
34 Thorir Thorbjarnarson		18:14	0-0	0-0	1	1	2	3	0	0	0	0	0	0	0	-5
14 Trevor Lakes		12:29	1-3	1-3	0-0	1	1	0	1	3	0	0	0	0	0	4
35 Eduardo Andre		04:45	0-1	0-0	1-2	0	1	1	0	2	1	0	1	0	0	-5
10 Kobe Webster		12:35	0-3	0-1	0-0	0	0	0	1	0	0	1	1	0	0	-8
4 Shamiel Stevenson		04:27	0-0	0-0	0-0	1	1	1	0	0	0	0	0	0	0	0
Team						2	2	2								
Totals		25:64	7:20	12:20	8	23	31	19	15	69	8	8	6	3	2	-11

Shooting By Period			
1st FG%	14-32	43.8%	
3PT%	2-10	20.0%	
FT%	4-7	57.1%	
2nd FG%	11-32	34.4%	
3PT%	5-10	50.0%	
FT%	8-13	61.5%	
GM FG%	25-64	39.1%	
3PT%	7-20	35.0%	
FT%	12-20	60.0%	

Dead Ball Rebounds: 4, 0

Points from		MIC		NEB	
Turnovers	12	10			
Paint	42	30			
Second Chance	11	6			
Fast Breaks	10	8			
Bench	13	4			

Period by Period Scoring		MIC		NEB	
1st	2nd	TOT			
36	44	80			
NEB	34	35	69		

Biggest lead		MIC		NEB	
13	(2nd 11:47)	4	(1st 15:34)		
Best Scoring Run	10 (2nd 14:39)	7	(1st 2:40)		
Lead Changes	6				
Times Tied	9				
Time with Lead	24:23	08:59			

# GAME 10: NO. 25 OHIO STATE 90, NEBRASKA 56



Official Basketball Box Score - Final  
Nebraska at Ohio State  
12/30/20 Value City Arena, Columbus, OH  
2020/21 Men's Basketball

Game Time: 6:30 PM  
Game Duration: 1:55

Officials: Bo Borski, Keith Finkbe, Donnie Epley

Nebraska - 54																
Record: 4-6 (0-3)																
NO. Name	Min	FG M-A	3P M-A	FT M-A	Rebounds OR DR TOT	Fouls PF	TP	AS	TO	ST	Blocks BS BA +/-					
11 Lat Mayen	F	21:08	2-8	1-6	2-2	1	1	2	1	1	7	0	1	0	0	-21
24 Yvan Ouedraogo	F	21:08	1-3	0-0	2-4	3	2	5	1	4	4	0	1	0	1	-16
0 Teddy Allen	G	21:40	3-8	2-5	5-6	0	3	3	4	3	13	2	2	0	0	-14
2 Trey McGowens	G	25:32	2-5	1-2	1-2	1	0	1	1	6	6	0	3	1	0	-1
45 Dalano Banton	G	26:37	3-11	0-4	0-0	1	7	8	1	0	6	0	2	1	1	-25
35 Eduardo Andre		07:16	1-1	0-0	1-1	1	1	2	4	1	3	0	1	0	0	-1
10 Kobe Webster		20:39	1-8	0-5	0-0	0	2	2	2	0	2	1	1	0	0	-32
34 Thorir Thorbjarnarson		23:33	1-3	0-2	0-0	5	5	4	0	2	0	2	2	0	0	-18
4 Shamiel Stevenson		14:22	1-5	0-3	4-6	0	0	0	1	3	6	0	2	0	1	-20
14 Trevor Lakes		13:52	2-5	1-4	0-0	1	1	2	1	0	5	0	0	1	0	-9
3 Elijah Wood		04:13	0-2	0-2	0-0	0	0	0	0	0	0	0	0	1	0	2
Team						5	0	5								
Totals		17:60	5-33	15-21	13	22	35	20	18	54	3	15	6	3	5	-36

Shooting By Period			
1st FG%	6-29	20.7%	
3PT%	3-16	18.8%	
FT%	6-9	66.7%	
2nd FG%	11-31	35.5%	
3PT%	2-17	11.8%	
FT%	9-12	75%	
GM FG%	17-60	28.3%	
3PT%	5-33	15.2%	
FT%	15-21	71.4%	

Dead Ball Rebounds: 2, 1

Ohio State - 90																
Record: 8-2 (2-2)																
NO. Name	Min	FG M-A	3P M-A	FT M-A	Rebounds OR DR TOT	Fouls PF	TP	AS	TO	ST	Blocks BS BA +/-					
14 Justice Sueing	F	23:11	5-8	1-4	1-1	2	4	6	3	2	12	2	0	1	0	-22
25 Kyle Young	F	19:50	3-4	0-0	0-1	0	4	4	2	4	6	2	1	0	0	24
2 E.J. Liddell	F	19:34	3-5	1-1	1-2	1	3	4	2	5	8	2	2	1	2	20
4 Duane Washington Jr.	G	22:49	5-11	3-7	0-0	2	2	2	0	13	3	2	0	0	1	19
13 C.J. Walker	G	21:36	1-5	0-1	2-2	0	2	2	1	1	4	0	0	0	0	-1
1 Jimmy Sotost		13:46	0-2	0-2	2-2	1	2	3	0	1	2	1	0	0	0	11
23 Zed Key		13:42	5-5	0-0	4-6	1	3	4	2	4	14	0	1	0	1	0
3 Eugene Brown III		21:33	0-5	0-3	0-0	2	4	6	1	0	0	0	0	0	2	13
10 Justin Ahrens		19:54	6-10	6-9	0-0	0	2	2	0	0	18	0	1	1	0	27
3 Seth Towns		14:58	2-5	1-4	6-6	0	2	2	3	3	11	3	1	0	0	0
42 Harrison Hooklin		05:16	1-2	0-1	0-0	1	2	3	2	0	2	1	0	0	0	-3
40 Jansen Davidson Jr.		03:51	0-1	0-0	0-0	1	1	0	0	0	0	0	0	0	0	1
Team						3	6	0								
Totals		31-63	12-32	16-20	11	34	45	18	20	90	18	10	3	5	3	-32

Shooting By Period			
1st FG%	14-32	43.8%	
3PT%	4-14	28.6%	
FT%	6-9	66.7%	
2nd FG%	17-31	54.8%	
3PT%	8-18	44.4%	
FT%	10-11	90.9%	
GM FG%	31-63	49.2%	
3PT%	12-32	37.5%	
FT%	16-20	80.0%	

Dead Ball Rebounds: 2, 0

Points from		NEB		OSU	
Turnovers	2	21			
Paint	22	30			
Second Chance	14	15			
Fast Breaks	0	11			
Bench	18	47			

Period by Period Scoring		NEB		OSU	
1st	2nd	TOT			
21	33	54			
OSU	38	52	90		

Biggest lead		NEB		OSU	
2	(1st 18:16)	41	(2nd 9:44)		
Best Scoring Run	6 (2nd 6:55)	15	(1st 7:27)		
Lead Changes	4				
Times Tied	5				
Time with Lead	02:23	32:28			

# GAME 11: NO. 17 MICHIGAN STATE 84, NEBRASKA 77



Official Basketball Box Score - Final  
Michigan St. at Nebraska  
01/02/21 Pinnacle Bank Arena, Lincoln  
Nebraska vs. Michigan State

Game Time: 7:07 PM  
Game Duration: 2:12

Officials: D.J. Garstensen, Rb. Keneman, Edwin Young

Michigan St. - 84												
Record: 7-3 (1-3)												
NO. Name	Min	FG M-A	3P M-A	FT M-A	Rebounds OR DR TOT	Fouls PF	TP					



# GAME 13: MICHIGAN STATE 66, NEBRASKA 56

Official Basketball Box Score - Final  
**Nebraska at Michigan St.**  
 02/05/21 Breslin Events Center, East Lansing  
 2020-21 Men's Basketball

Game Time: 6:30 PM  
 Game Duration: 2:10

Officials: D.J. Christensen, Rob Fley, Edwin Young

Nebraska - 56

Record: 4-9 (0-6)

NO.	Name	Min	FG		3P		FT		Rebounds		Fouls		TP	AS	TO	ST	Blocks		+/-
			M-A	M-A	M-A	M-A	CR	DR	OR	DR	PF	FF					BS	BA	
11	Lat Mayen	F 25:05	4-10	2-7	0-0	1	3	4	1	3	10	0	2	0	0	1	0	0	-16
13	Derrick Walker	F 23:19	1-2	0-0	2-4	0	4	4	3	4	2	1	1	1	2	0	0	-7	
0	Teddy Allen	G 23:18	1-10	0-2	1-2	1	2	3	2	4	3	2	3	2	0	5	-12		
2	Trey McGowens	G 31:47	5-9	0-1	3-5	0	4	4	2	4	13	3	3	3	0	1	-6		
45	Dalano Banton	G 25:40	2-7	0-2	2-3	1	5	6	3	6	1	4	1	2	0	-9			
24	Yvan Ouedraogo	13:50	2-4	0-0	0-3	1	2	3	2	4	0	0	0	0	0	-3			
4	Shamiel Stevenson	19:07	3-7	0-2	2-4	1	3	4	1	3	8	2	3	2	1	0	0		
10	Kobe Webster	23:54	1-6	1-3	1-3	1	0	1	0	2	4	1	0	1	0	1	-1		
34	Thorir Thorbjarnarson	14:00	2-3	0-0	1-0	0	0	0	2	0	4	0	1	1	0	0	4		
Team						4			1		5		0		0				
<b>Totals</b>			21-58	3-17	11-24	10	24	34	17	24	56	11	17	12	6	7	-10		

**Shooting By Period**

1st FG% 7-28 25.0%  
 3PT% 1-9 11.1%  
 FT% 7-14 50%

2nd FG% 14-30 46.7%  
 3PT% 2-8 25.0%  
 FT% 4-10 40%

GM FG% 21-58 36.2%  
 3PT% 3-17 17.6%  
 FT% 11-24 45.8%

Dead Ball Rebounds: 5, 0

Technical Fouls: NONE

Michigan St. - 66

Record: 9-7 (3-7)

NO.	Name	Min	FG		3P		FT		Rebounds		Fouls		TP	AS	TO	ST	Blocks		+/-
			M-A	M-A	M-A	M-A	CR	DR	OR	DR	PF	FF					BS	BA	
0	Aaron Henry	F 31:47	6-14	1-4	3-3	1	5	6	1	3	16	5	3	2	2	1	15		
20	Joey Hauser	F 13:42	0-3	0-1	0-0	0	1	1	5	2	0	2	2	0	0	1	-5		
30	Marcus Bingham Jr.	F 13:28	2-4	0-1	2-2	1	3	4	0	1	6	1	0	3	2	0	9		
1	Joshua Langford	G 23:39	7-12	4-6	0-1	0	5	5	3	2	18	0	3	0	0	0	-1		
3	Foster Loyer	G 17:41	0-3	0-3	6-6	0	2	2	3	5	6	4	1	1	0	0	8		
2	Rocket Watkins	15:36	2-5	1-3	0-0	0	3	3	2	0	5	3	5	0	0	0	4		
15	Thomas Kibler	07:06	0-0	0-0	0	2	2	1	0	0	0	0	1	0	0	0	-2		
11	A.J. Hoggard	14:36	1-5	0-2	0	1	2	3	1	2	2	2	1	0	1	1	-3		
25	Malik Hall	24:08	1-4	0-1	0-0	1	3	4	1	2	2	1	3	1	1	0	15		
44	Gabe Brown	17:52	3-6	0-2	0	1	6	7	0	0	6	0	0	0	1	1	6		
34	Julius Marble	11:27	0-2	0-0	3-4	2	2	4	4	2	3	0	1	0	1	-2			
22	Mady Sissoko	07:59	1-1	0-0	1	1	2	1	2	1	2	0	0	0	0	5			
10	Jack Hoiberg	00:59	0-0	0-0	0-0	0	0	0	0	0	0	0	0	0	0	1			
Team						4			4		0		2		0				
<b>Totals</b>			23-59	6-23	14-16	12	35	47	24	17	66	16	22	7	7	6	10		

**Shooting By Period**

1st FG% 13-29 44.8%  
 3PT% 3-13 23.1%  
 FT% 5-5 100%

2nd FG% 10-30 33.3%  
 3PT% 3-10 30.0%  
 FT% 9-11 81.8%

GM FG% 23-59 39.0%  
 3PT% 6-23 26.1%  
 FT% 14-16 87.5%

Dead Ball Rebounds: 2, 0

Technical Fouls: NONE

	NEB	MSU
Biggest lead	1 (1st 11:06)	16 (2nd 16:33)
Best Scoring Run	5 (2nd 8:53)	7 (1st 17:25)
Lead Changes	4	2
Times Tied	2	4
Time with Lead	00:28	38:47

Points from Turnovers	NEB	MSU	Period by Period Scoring			
			1st	2nd	TOT	
Paint	36	16	NEB	22	34	56
Second Chance	5	7	MSU	34	32	66
Fast Breaks	16	17				
Bench	20	20				

# GAME 14: MINNESOTA 79, NEBRASKA 61

Official Basketball Box Score - Final  
**Nebraska at Minnesota**  
 02/08/21 Wilks Arena, Minneapolis  
 2020-21 Men's Basketball

Game Time: 7:00 PM  
 Game Duration: 2:09  
 Attendance: 29

Officials: Courtney Green, Rob Kuennen, Steve Munkirns

Nebraska - 61

Record: 4-10 (0-7)

NO.	Name	Min	FG		3P		FT		Rebounds		Fouls		TP	AS	TO	ST	Blocks		+/-
			M-A	M-A	M-A	M-A	CR	DR	OR	DR	PF	FF					BS	BA	
11	Lat Mayen	F 22:29	5-9	3-5	2-2	0	6	6	5	2	15	0	1	1	0	0	0	-6	
13	Derrick Walker	F 14:28	1-5	0-0	2-4	1	3	4	4	4	0	3	1	1	3	-17			
14	Trevor Lakes	F 05:47	0-0	0-0	0	0	0	1	0	1	0	0	0	0	0	0	-7		
2	Trey McGowens	G 30:15	2-9	0-1	3-5	2	4	6	3	6	7	3	1	0	1	0	-14		
45	Dalano Banton	G 31:49	3-9	0-2	3-3	0	5	5	3	4	9	6	5	1	1	0	-17		
24	Yvan Ouedraogo	13:01	0-1	0-0	0-2	2	1	3	0	2	0	0	1	1	0	0	-10		
4	Shamiel Stevenson	31:28	5-10	0-1	4-6	2	4	6	4	3	14	0	5	1	2	0	-15		
10	Kobe Webster	22:29	3-7	0-2	1-2	0	2	2	0	2	7	0	0	0	0	0	-10		
34	Thorir Thorbjarnarson	15:43	2-6	0-3	1-1	1	1	2	1	1	5	1	0	0	0	0	-3		
35	Eduardo Andre	12:33	0-1	0-0	0-0	0	3	3	1	0	2	0	0	1	0	9			
Team						3			3		6		0		0				
<b>Totals</b>			21-57	3-15	16-25	11	32	43	22	24	61	12	18	6	5	4	-18		

**Shooting By Period**

1st FG% 11-33 33.3%  
 3PT% 0-8 0.0%  
 FT% 8-12 66.7%

2nd FG% 10-24 41.7%  
 3PT% 3-7 42.9%  
 FT% 8-13 61.5%

GM FG% 21-57 36.8%  
 3PT% 3-15 20.0%  
 FT% 16-25 64.0%

Dead Ball Rebounds: 4, 0

Technical Fouls: NONE

Minnesota - 79

Record: 12-7 (5-7)

NO.	Name	Min	FG		3P		FT		Rebounds		Fouls		TP	AS	TO	ST	Blocks		+/-
			M-A	M-A	M-A	M-A	CR	DR	OR	DR	PF	FF					BS	BA	
23	Brandon Johnson	F 36:16	3-9	2-4	5-6	7	3	10	2	5	13	1	0	0	0	0	0	16	
0	Liam Robbins	C 13:48	2-5	0-2	2-4	1	7	8	5	3	7	0	1	0	1	0	0	18	
1	Tre Williams	G 22:55	3-7	2-5	0-0	0	1	1	3	8	1	0	0	0	1	5			
5	Marcus Carr	G 19:09	7-11	1-4	6-6	0	2	2	4	6	21	8	2	2	0	0	23		
22	Gabe Kaberchuk	G 30:55	3-13	1-9	3-5	2	3	5	2	5	10	2	1	2	0	0	14		
24	Eric Curry	22:19	3-3	0-0	0	5	5	4	2	6	2	0	0	0	0	0	-5		
11	Both Gach	18:22	1-6	1-5	0-0	0	4	4	1	0	3	2	1	0	0	0	2		
4	Jamal Meshbom, Jr.	28:39	5-16	1-6	0-1	0	3	3	3	11	0	2	0	1	1	0	10		
35	Isaiah Inen	03:44	0-2	0-1	0-0	0	0	0	0	0	0	0	0	1	1	0	2		
32	Sam Freeman	03:56	0-0	0-0	0-0	0	1	0	0	0	0	0	0	0	0	0	5		
Team						5			2		7		0		2				
<b>Totals</b>			27-72	8-36	17-22	16	30	46	24	22	79	15	11	4	4	5	18		

**Shooting By Period**

1st FG% 17-39 43.6%  
 3PT% 5-18 27.8%  
 FT% 6-8 75%

2nd FG% 10-33 30.3%  
 3PT% 3-18 16.7%  
 FT% 11-14 78.6%

GM FG% 27-72 37.5%  
 3PT% 8-36 22.2%  
 FT% 17-22 77.3%

Dead Ball Rebounds: 2, 0

Technical Fouls: NONE

	NEB	MINN
Biggest lead	0 (1st 20:00)	20 (2nd 0:48)
Best Scoring Run	10 (2nd 13:25)	7 (1st 15:16)
Lead Changes	0	0
Times Tied	10	7
Time with Lead	00:00	39:46

Points from Turnovers	NEB	MINN	Period by Period Scoring			
			1st	2nd	TOT	
Paint	13	19	NEB	30	31	61
Second Chance	7	11	MINN	45	34	79
Fast Breaks	13	2				
Bench	26	20				

# GAME 15: NO. 21 WISCONSIN 61, NEBRASKA 48



Official Basketball Box Score - Final  
**Wisconsin at Nebraska**  
 02/10/21 Pinnacle Bank Arena, Lincoln  
 2020-21 Men's Basketball

Game Time: 8:40 PM  
 Game Duration: 1:58

Officials: Kelly Peffer, Lewis Garrison, Brian Murt

Wisconsin - 61

Record: 15-6 (9-5)

NO.	Name	Min	FG		3P		FT		Rebounds		Fouls		TP	AS	TO	ST	Blocks		+/-
			M-A	M-A	M-A	M-A	CR	DR	OR	DR	PF	FF					BS	BA	
2	Aleem Ford	F 27:14	3-12	1-5	2-2	1	3	4	2	2	9	1	0						

# GAME 17: NEBRASKA 62, PENN STATE 61

Official Basketball Box Score - Final  
**Nebraska at Penn State**  
 02/16/21 Bryan Jordan Center, University Park, Pa.  
 2020-21 Men's Basketball

Game Time: 3:00 PM  
 Game Duration: 1:53  
 Attendance: 245

Officials: C.L. Christensen, Rob Riley, Brandon Cruz

Nebraska - 62

Record: 5-12 (1-9)

NO. Name	Min	FG	3P	FT	Rebounds	Fouls	TP	AS	TO	ST	Blocks	+/-	
		M-A	M-A	M-A	OR DR TOT	PF	FD				BS BA		
11 Lat Mayen	28:29	1-4	0-2	0-0	0	3	3	1	0	2	3	1	0
13 Derrick Walker	F 25:46	4-6	0-0	0-1	1	3	4	2	1	8	1	2	1
0 Teddy Allen	G 33:27	6-11	2-4	0-0	0	6	1	0	14	3	2	0	0
2 Trey McGowens	G 23:07	4-9	1-3	1-1	0	2	2	1	3	10	4	3	1
45 Dalano Banton	G 30:12	3-6	1-2	0-0	0	3	2	0	7	6	4	2	0
35 Eduardo Andre	06:48	1-2	0-0	0-0	0	3	3	0	2	1	0	0	0
10 Kobe Webster	28:59	5-12	3-8	0-0	0	4	4	1	2	13	0	2	0
4 Shamiel Stevenson	08:02	1-1	0-0	0-0	0	2	2	1	0	2	0	1	1
34 Thorir Thorbjarnarson	08:12	0-1	0-0	0-0	1	1	2	0	1	0	1	0	0
24 Yvan Ouedraogo	07:24	2-4	0-0	0-1	1	2	2	0	4	0	0	0	1
Team					2	2	4		0	0			
<b>Totals</b>		27-56	7-19	1-3	5	30	35	12	9	62	19	16	7

**Shooting By Period**

1st FG%: 5-13 38.5%  
 3PT%: 0-1 0%  
 FT%: 0-1 0%  
 2nd FG%: 12-26 46.2%  
 3PT%: 2-6 33.3%  
 FT%: 1-2 50%  
 GM FG%: 27-56 48.2%  
 3PT%: 7-19 36.8%  
 FT%: 1-3 33.3%

Dead Ball Rebounds: 0, 0

Technical Fouls: NONE

Penn State - 61

Record: 7-10 (4-9)

NO. Name	Min	FG	3P	FT	Rebounds	Fouls	TP	AS	TO	ST	Blocks	+/-	
		M-A	M-A	M-A	OR DR TOT	PF	FD				BS BA		
21 John Harrar	F 28:29	1-5	0-0	4-4	6	5	11	2	5	6	1	2	2
0 Myron Jones	G 29:33	7-20	3-8	1-3	1	3	4	1	2	18	2	1	0
2 Miles Dread	G 31:20	4-10	4-9	2-2	1	1	2	0	2	14	0	1	0
5 Jamarl Wheeler	G 33:16	1-7	0-5	0-0	1	8	9	4	1	2	2	0	3
12 Izaiiah Brockington	G 30:48	4-9	0-2	3-3	1	2	3	1	2	11	2	4	0
1 Seth Lundy	17:52	3-9	2-6	0-0	0	1	1	0	0	8	2	1	1
3 Sam Sessoms	17:11	1-3	0-1	0-0	0	1	1	0	0	2	3	1	0
15 Trent Buttrick	11:31	0-2	0-0	0-0	1	1	2	0	0	0	1	1	0
Team					2	4	6		0	0			
<b>Totals</b>		21-46	9-31	10-12	13	26	39	9	12	61	13	12	7

**Shooting By Period**

1st FG%: 13-33 39.4%  
 3PT%: 7-20 35.0%  
 FT%: 2-4 50%  
 2nd FG%: 8-32 25.0%  
 3PT%: 2-11 18.2%  
 FT%: 8-8 100%  
 GM FG%: 21-46 45.7%  
 3PT%: 9-31 29.0%  
 FT%: 10-12 83.3%

Dead Ball Rebounds: 3, 0

Technical Fouls: NONE

	NEB	PSU
Biggest lead	11 (2nd 8:43)	8 (1st 10:52)
Best Scoring Run	7 (1st 1:23)	12 (2nd 1:58)
Lead Changes	3	4
Times Tied	4	3
Time with Lead	19:42	17:45

Points from	NEB	PSU
Turnovers	10	15
Paint	34	16
Second Chance	2	10
Fast Breaks	8	10
Bench	21	10

Period by Period Scoring	1st	2nd	TOT
NEB	35	27	62
PSU	35	26	61

# GAME 18: MARYLAND 64, NEBRASKA 50

Official Basketball Box Score - Final  
**Nebraska at Maryland**  
 02/16/21 XFINITY Center, College Park  
 2020-21 Men's Basketball

Game Time: 7:00 PM  
 Game Duration: 1:59

Officials: Earl Watson, Brian Dorsey, Steve Horack

Nebraska - 50

Record: 5-13 (1-10)

NO. Name	Min	FG	3P	FT	Rebounds	Fouls	TP	AS	TO	ST	Blocks	+/-	
		M-A	M-A	M-A	OR DR TOT	PF	FD				BS BA		
11 Lat Mayen	F 28:25	2-7	2-5	0-0	0	3	3	3	0	6	1	1	1
13 Derrick Walker	F 07:59	1-2	0-1	0-0	0	3	3	0	0	2	1	1	0
0 Teddy Allen	G 34:58	7-15	2-6	2-4	0	5	5	1	6	18	1	1	0
2 Trey McGowens	G 27:32	2-8	1-5	0-0	0	0	0	2	0	5	0	3	1
45 Dalano Banton	G 30:52	3-8	2-5	2-2	0	4	4	3	1	0	3	1	1
10 Kobe Webster	21:46	1-3	1-2	0-0	1	1	1	1	0	3	1	0	0
35 Eduardo Andre	10:02	0-1	0-0	0-2	1	3	4	1	1	0	0	2	0
4 Shamiel Stevenson	14:55	2-6	0-1	1-2	1	2	3	3	3	5	0	1	0
34 Thorir Thorbjarnarson	14:51	0-3	0-2	0-0	2	2	2	0	0	0	1	0	0
24 Yvan Ouedraogo	03:13	0-0	0-0	0-0	0	0	0	0	0	0	0	0	0
14 Trevor Lakes	02:15	0-1	0-1	0-0	1	1	0	0	0	0	0	0	0
3 Elijah Wood	01:04	0-0	0-0	0-0	0	0	0	0	0	0	0	0	0
21 Jace Platkowski	01:04	0-0	0-0	1-2	0	0	0	0	0	1	1	0	0
44 Bret Porter	01:04	0-0	0-0	0-0	0	0	0	0	0	0	0	0	0
Team					1	2	0		0	0			
<b>Totals</b>		18-54	8-28	6-12	3	25	28	16	13	50	8	11	13

**Shooting By Period**

1st FG%: 10-26 38.5%  
 3PT%: 6-14 42.9%  
 FT%: 2-4 50%  
 2nd FG%: 8-28 28.6%  
 3PT%: 2-14 14.3%  
 FT%: 4-8 50%  
 GM FG%: 18-54 33.3%  
 3PT%: 8-28 28.6%  
 FT%: 6-12 50.0%

Dead Ball Rebounds: 2, 0

Technical Fouls: NONE

Maryland - 64

Record: 12-10 (6-9)

NO. Name	Min	FG	3P	FT	Rebounds	Fouls	TP	AS	TO	ST	Blocks	+/-	
		M-A	M-A	M-A	OR DR TOT	PF	FD				BS BA		
24 Donta Scott	F 31:37	3-5	2-3	1-2	0	8	9	0	2	9	0	3	0
2 Aaron Wiggins	G 34:00	8-15	1-6	4-4	1	10	11	3	4	21	0	4	1
5 Eric Ayala	G 34:07	5-13	2-10	2-2	0	3	3	2	2	14	2	4	1
11 Darryl Morsell	G 32:54	1-5	1-3	2-2	1	5	6	2	1	5	2	2	1
13 Hakim Hart	G 21:16	0-5	0-2	0-0	1	3	4	0	1	0	3	1	0
12 Reese Mona	05:20	0-0	0-0	0-0	1	0	1	0	0	0	1	0	0
25 Jarius Hamilton	27:05	6-7	3-4	0-0	1	4	5	3	3	15	1	1	0
30 Galin Smith	10:29	0-2	0-0	0-0	1	2	3	0	0	0	0	1	0
0 Marcus Dockery	01:04	0-0	0-0	0-0	0	0	0	0	0	0	0	0	0
15 Chol Martial	01:04	0-0	0-0	0-0	0	0	0	0	0	0	0	0	0
23 Aquan Smart	01:04	0-1	0-1	0-0	0	1	1	0	0	0	0	0	0
Team					0	1	1		0	0			
<b>Totals</b>		23-53	9-29	9-10	6	37	43	13	16	64	9	17	5

**Shooting By Period**

1st FG%: 11-27 40.7%  
 3PT%: 7-17 41.2%  
 FT%: 3-3 100%  
 2nd FG%: 12-26 46.2%  
 3PT%: 2-12 16.7%  
 FT%: 6-7 85.7%  
 GM FG%: 23-53 43.4%  
 3PT%: 9-29 31.0%  
 FT%: 9-10 90.0%

Dead Ball Rebounds: 0, 0

Technical Fouls: NONE

	NEB	UMD
Biggest lead	5 (1st 7:30)	15 (2nd 1:48)
Best Scoring Run	6 (1st 13:43)	9 (1st 5:05)
Lead Changes	8	2
Times Tied	6	8
Time with Lead	07:53	27:57

Points from	NEB	UMD
Turnovers	4	11
Paint	14	24
Second Chance	2	8
Fast Breaks	2	8
Bench	9	15

Period by Period Scoring	1st	2nd	TOT
NEB	28	22	50
UMD	32	32	64

# GAME 19: MARYLAND 79, NEBRASKA 71

Official Basketball Box Score - Final  
**Nebraska at Maryland**  
 02/16/21 XFINITY Center, College Park  
 2020-21 Men's Basketball

Game Time: 7:00 PM  
 Game Duration: 2:08

Officials: Bill Elv, Steve McClurkins, Courtney Green

Nebraska - 71

Record: 5-14 (1-11)

NO. Name	Min	FG	3P	FT	Rebounds	Fouls	TP	AS	TO	ST	Blocks	+/-	
		M-A	M-A	M-A	OR DR TOT	PF	FD				BS BA		
11 Lat Mayen	F 33:33	4-8	2-3	3-3	0	6	6	3	1	13	0	2	0
13 Derrick Walker	F 13:05	1-1	0-0	0-0	0	0	0	4	0	2	1	1	0
0 Teddy Allen	G 32:24	8-14	4-7	5-5	1	4	5	1	4	25	3	1	0
2 Trey McGowens	G 22:30	0-5	0-2	0-0	0	5	5	3	0	2	3	0	0
45 Dalano Banton	G 28:33	4-10	3-6	0-1	1	6	7	2	2	11	4	1	0
35 Eduardo Andre	07:04	0-2	0-0	0-0	0	1	1	0	0	0	0	0	0
4 Shamiel Stevenson	15:26	3-5	1-2	2-3	0	2	2	0	2	9	0	1	0
10 Kobe Webster	22:38	3-7	2-5	0-0	0	2	2	1	0	8	1	1	0
34 Thorir Thorbjarnarson	10:51	0-0	0-0	0-0	1	0	1	0	0	0	0	0	0
24 Yvan Ouedraogo	08:07	0-1	0-0	0-0	1	0	1	0	0	1	0	0	0
14 Trevor Lakes	04:23	1-3	1-3	0-0	0	0	0	0	0	3	0	0	0
3 Elijah Wood	00:43	0-0	0-0	0-0	0	0	0	0	0	0	0	0	0
21 Jace Platkowski	00:43	0-0	0-0	0-0									



## 2020-21 Nebraska Men's Basketball Combined Team Statistics In Conference games

### Game Records

Record	Overall	Home	Away	Neutral
ALL GAMES	1-12	0-6	1-6	0-0
CONFERENCE	1-12	0-6	1-6	0-0
NON-CONFERENCE	0-0	0-0	0-0	0-0

### Score by Periods

Team	1st	2nd	OT	TOT
Nebraska	392	409	6	807
Opponents	474	482	11	967

### Team Box Score

No.	Player	Total			3-Point		F-Throw		Rebounds				PF DQ A TO BLK STL PTS AVG									
		GP-GS	MIN	AVG	FG-FGA	FG%	3FG-FGA	3FG%	FT-FTA	FT%	OFF	DEF	TOT	AVG	PF	DQ	A	TO	BLK	STL	PTS	AVG
0	ALLEN, Teddy	12-12	348:55	29.1	66-155	.426	25-63	.397	29-40	.725	9	42	51	4.3	29	2	19	31	0	6	186	15.5
2	MCGOWENS, Trey	13-13	383:33	29.5	40-116	.345	11-29	.379	35-52	.673	8	42	50	3.8	28	0	30	28	1	20	126	9.7
11	MAYEN, Lat	13-13	338:03	26.0	42-104	.404	22-67	.328	11-12	.917	5	47	52	4.0	32	2	5	16	10	7	117	9.0
45	BANTON, Dalano	13-13	391:30	30.1	40-109	.367	10-38	.263	21-37	.568	12	63	75	5.8	30	1	49	32	12	9	111	8.5
4	STEVENSON, Shamiel	13-0	172:38	13.3	23-52	.442	3-14	.214	20-31	.645	6	26	32	2.5	14	0	5	22	5	9	69	5.3
10	WEBSTER, Kobe	13-0	271:31	20.9	22-78	.282	13-43	.302	4-7	.571	1	16	17	1.3	9	0	9	5	0	3	61	4.7
13	WALKER, Derrick	9-9	166:10	18.5	15-28	.536	0-1	.000	6-13	.462	10	25	35	3.9	29	1	12	15	8	10	36	4.0
24	OUEDRAOGO, Yvan	12-4	186:03	15.5	18-36	.500	0-0	.000	4-23	.174	21	20	41	3.4	15	0	5	6	5	6	40	3.3
34	THORBJARNARSON, Thorir	13-0	213:25	16.4	13-38	.342	6-22	.273	3-5	.600	4	21	25	1.9	22	0	12	6	3	8	35	2.7
14	LAKES, Trevor	8-1	60:52	7.6	4-15	.267	3-13	.231	0-0	.000	1	7	8	1.0	3	0	0	0	1	1	11	1.4
35	ANDRE, Eduardo	12-0	79:32	6.6	5-14	.357	0-0	.000	4-9	.444	3	17	20	1.7	18	1	4	6	2	2	14	1.2
21	PIATKOWSKI, Jace	4-0	03:27	0.9	0-0	.000	0-0	.000	1-2	.500	0	0	0	0.0	0	0	0	0	0	0	1	0.3
44	PORTER, Bret	1-0	01:04	1.1	0-0	.000	0-0	.000	0-0	.000	0	0	0	0.0	0	0	0	0	0	0	0	0.0
3	WOOD, Elijah	6-0	08:17	1.4	0-3	.000	0-2	.000	0-0	.000	0	0	0	0.0	0	0	0	1	0	2	0	0.0
Team											26	14	40				5					
<b>Total</b>		<b>13</b>	<b>2625</b>		<b>288-748</b>	<b>.385</b>	<b>93-292</b>	<b>.318</b>	<b>138-231</b>	<b>.597</b>	<b>106</b>	<b>340</b>	<b>446</b>	<b>34.3</b>	<b>229</b>	<b>7</b>	<b>150</b>	<b>173</b>	<b>47</b>	<b>83</b>	<b>807</b>	<b>62.1</b>
<b>Opponents</b>		<b>13</b>	<b>2625</b>		<b>343-792</b>	<b>.433</b>	<b>116-369</b>	<b>.314</b>	<b>165-221</b>	<b>.747</b>	<b>130</b>	<b>398</b>	<b>528</b>	<b>40.6</b>	<b>210</b>	<b>2</b>	<b>186</b>	<b>158</b>	<b>52</b>	<b>73</b>	<b>967</b>	<b>74.4</b>

### Team Statistics

	NEBR	OPP
<b>Scoring</b>	<b>807</b>	<b>967</b>
Points per game	62.1	74.4
Scoring margin	-12.3	-
<b>Field goals-att</b>	<b>288-748</b>	<b>343-792</b>
Field goal pct	.385	.433
<b>3 point fg-att</b>	<b>93-292</b>	<b>116-369</b>
3-point FG pct	.318	.314
3-pt FG made per game	7.2	8.9
<b>Free throws-att</b>	<b>138-231</b>	<b>165-221</b>
Free throw pct	.597	.747
F-Throws made per game	10.6	12.7
<b>Rebounds</b>	<b>446</b>	<b>528</b>
Rebounds per game	34.3	40.6
Rebounding margin	-6.3	-
<b>Assists</b>	<b>150</b>	<b>186</b>
Assists per game	11.5	14.3
<b>Turnovers</b>	<b>173</b>	<b>158</b>
Turnovers per game	13.3	12.2
Turnover margin	-1.2	-
Assist/turnover ratio	0.9	1.2
<b>Steals</b>	<b>83</b>	<b>73</b>
Steals per game	6.4	5.6
<b>Blocks</b>	<b>47</b>	<b>52</b>
Blocks per game	3.6	4.0
<b>Winning streak</b>	<b>0</b>	<b>-</b>
Home win streak	0	-
<b>Attendance</b>	<b>0</b>	<b>274</b>
Home games-Avg/Game	6-0	7-39
Neutral site-Avg/Game	-	0-0

### Team Results

Date	Opponent		Score	Att.
12/22/2020	at Wisconsin	L	53-67	0
12/25/2020	Michigan	L	69-80	0
12/30/2020	at Ohio St.	L	54-90	0
01/02/2021	Michigan St.	L	77-84	0
01/10/2021	Indiana	L	76-84	0
02/06/2021	at Michigan St.	L	56-66	0
02/08/2021	at Minnesota	L	61-79	29
02/10/2021	Wisconsin	L	48-61	0
02/12/2021	Illinois	Lot	72-77	0
02/14/2021	at Penn St.	W	62-61	245
02/16/2021	at Maryland	L	50-64	0
02/17/2021	at Maryland	L	71-79	0
02/20/2021	Purdue	L	58-75	0



## 2020-21 Nebraska Men's Basketball Combined Team Statistics All games

### Game Records

Record	Overall	Home	Away	Neutral
ALL GAMES	5-15	4-8	1-7	0-0
CONFERENCE	1-12	0-6	1-6	0-0
NON-CONFERENCE	4-3	4-2	0-1	0-0

### Score by Periods

Team	1st	2nd	OT	TOT
Nebraska	677	695	6	1378
Opponents	704	739	11	1454

### Team Box Score

No.	Player				Total		3-Point		F-Throw		Rebounds											
		GP-GS	MIN	AVG	FG-FGA	FG%	3FG-FGA	3FG%	FT-FTA	FT%	OFF	DEF	TOT	AVG	PF	DQ	A	TO	BLK	STL	PTS	AVG
0	ALLEN, Teddy	19-19	530:25	27.9	112-258	.434	38-105	.362	52-76	.684	26	65	91	4.8	43	2	29	46	1	25	314	16.5
45	BANTON, Dalano	20-20	592:03	29.6	71-175	.406	17-63	.270	48-74	.649	23	106	129	6.5	41	1	89	48	21	21	207	10.4
2	MCGOWENS, Trey	20-20	571:20	28.6	66-178	.371	19-52	.365	50-78	.641	12	66	78	3.9	48	1	40	44	2	28	201	10.1
11	MAYEN, Lat	20-20	504:30	25.2	59-153	.386	33-101	.327	17-22	.773	17	76	93	4.7	51	2	14	28	12	9	168	8.4
10	WEBSTER, Kobe	20-0	425:32	21.3	50-134	.373	27-77	.351	12-19	.632	2	31	33	1.7	19	0	19	12	1	9	139	7.0
4	STEVENSON, Shamiel	20-0	302:31	15.1	38-82	.463	4-24	.167	37-53	.698	12	41	53	2.7	32	0	12	33	6	15	117	5.9
13	WALKER, Derrick	9-9	166:10	18.5	15-28	.536	0-1	.000	6-13	.462	10	25	35	3.9	29	1	12	15	8	10	36	4.0
24	OUEDRAOGO, Yvan	19-4	308:46	16.3	28-64	.438	0-0	.000	18-46	.391	40	41	81	4.3	30	0	9	10	10	9	74	3.9
34	THORBJARNARSON, Thorir	20-7	391:21	19.6	24-74	.324	11-43	.256	5-7	.714	10	42	52	2.6	31	0	24	14	3	15	64	3.2
14	LAKES, Trevor	9-1	86:53	9.7	8-20	.400	7-18	.389	0-1	.000	2	12	14	1.6	3	0	2	0	1	1	23	2.6
35	ANDRE, Eduardo	13-0	93:22	7.2	9-18	.500	0-0	.000	5-11	.455	4	20	24	1.8	21	1	5	6	4	2	23	1.8
3	WOOD, Elijah	10-0	33:36	3.4	3-12	.250	2-10	.200	0-0	.000	0	5	5	0.5	0	0	3	3	0	3	8	0.8
21	PIATKOWSKI, Jace	7-0	10:54	1.6	1-1	1.000	1-1	1.000	1-2	.500	1	0	1	0.1	0	0	0	0	0	0	4	0.6
44	PORTER, Bret	4-0	07:36	1.9	0-0	.000	0-0	.000	0-0	.000	0	1	1	0.3	1	0	0	1	1	0	0	0.0
Team											35	21	56				6					
<b>Total</b>		<b>20</b>	<b>4025</b>		<b>484-1197</b>	<b>.404</b>	<b>159-495</b>	<b>.321</b>	<b>251-402</b>	<b>.624</b>	<b>194</b>	<b>552</b>	<b>746</b>	<b>37.3</b>	<b>349</b>	<b>8</b>	<b>258</b>	<b>266</b>	<b>70</b>	<b>147</b>	<b>1378</b>	<b>68.9</b>
<b>Opponents</b>		<b>20</b>	<b>4025</b>		<b>516-1235</b>	<b>.418</b>	<b>177-563</b>	<b>.314</b>	<b>245-344</b>	<b>.712</b>	<b>212</b>	<b>594</b>	<b>806</b>	<b>40.3</b>	<b>357</b>	<b>6</b>	<b>282</b>	<b>271</b>	<b>74</b>	<b>119</b>	<b>1454</b>	<b>72.7</b>

### Team Statistics

	NEBR	OPP
<b>Scoring</b>	<b>1378</b>	<b>1454</b>
Points per game	68.9	72.7
Scoring margin	-3.8	-
<b>Field goals-att</b>	<b>484-1197</b>	<b>516-1235</b>
Field goal pct	.404	.418
<b>3 point fg-att</b>	<b>159-495</b>	<b>177-563</b>
3-point FG pct	.321	.314
3-pt FG made per game	8.0	8.9
<b>Free throws-att</b>	<b>251-402</b>	<b>245-344</b>
Free throw pct	.624	.712
F-Throws made per game	12.6	12.3
<b>Rebounds</b>	<b>746</b>	<b>806</b>
Rebounds per game	37.3	40.3
Rebounding margin	-3.0	-
<b>Assists</b>	<b>258</b>	<b>282</b>
Assists per game	12.9	14.1
<b>Turnovers</b>	<b>266</b>	<b>271</b>
Turnovers per game	13.3	13.6
Turnover margin	+0.3	-
Assist/turnover ratio	1.0	1.0
<b>Steals</b>	<b>147</b>	<b>119</b>
Steals per game	7.4	6.0
<b>Blocks</b>	<b>70</b>	<b>74</b>
Blocks per game	3.5	3.7
<b>Winning streak</b>	<b>0</b>	<b>-</b>
Home win streak	0	-
<b>Attendance</b>	<b>25</b>	<b>528</b>
Home games-Avg/Game	12-2	8-66
Neutral site-Avg/Game	-	0-0

### Team Results

Date	Opponent		Score	Att.
11/25/2020	McNeese	W	102-55	0
11/26/2020	Nevada	L	66-69	0
11/28/2020	North Dakota St.	W	79-57	0
12/01/2020	South Dakota	W	76-69	25
12/09/2020	Georgia Tech	L	64-75	0
12/11/2020	at Creighton	L	74-98	254
12/17/2020	Doane	W	110-64	0
12/22/2020	at Wisconsin	L	53-67	0
12/25/2020	Michigan	L	69-80	0
12/30/2020	at Ohio St.	L	54-90	0
01/02/2021	Michigan St.	L	77-84	0
01/10/2021	Indiana	L	76-84	0
02/06/2021	at Michigan St.	L	56-66	0
02/08/2021	at Minnesota	L	61-79	29
02/10/2021	Wisconsin	L	48-61	0
02/12/2021	Illinois	Lot	72-77	0
02/14/2021	at Penn St.	W	62-61	245
02/16/2021	at Maryland	L	50-64	0
02/17/2021	at Maryland	L	71-79	0
02/20/2021	Purdue	L	58-75	0