

N NEBRASKA BASKETBALL

2020-21 GAME NOTES

GAMES 18-19: AT MARYLAND		
18-19	GAME DETAILS	MEDIA INFO
	Date: Tues-Wed. Feb. 16-17	TV: BTN
	Time: 6 p.m. (CT) both days	Online Video: Fox Sports App
	City: College Park, Md.	Radio: Learfield IMG College
	Arena: XFINITY Center	Internet Audio: Huskers.com Huskers app/TuneIn

The Nebraska men's basketball team concludes a grueling run with a pair of games at Maryland this week. The Huskers and Terrapins will clash at the XFINITY Center on both Tuesday and Wednesday with start times set for 6 p.m. (central) on both nights.

Both games will be televised on BTN with Kevin Kugler, Brian Butch (Tues.) and Jess Settles (Wed.) on the call. The game can also be streamed via the web, smartphones, tablets and connected devices through the Fox Sports app.

Fans can follow all of the action across the state of Nebraska on the Learfield IMG College Husker Sports Network with Kent Pavelka and Jake Muhleisen on the call. The game will also be available on Huskers.com, the Huskers app and TuneIn radio. The pregame show begins one hour prior to tipoff.

The series with Maryland will end a segment of the schedule where NU played seven games in 12 days since returning to action on Feb. 6. Last season, Nebraska played seven games in the entire month of February. NU has not played more than eight games in February since joining the Big Ten in 2011-12. NU will play a minimum of nine this month and could add more as games are rescheduled.

Nebraska comes off a 62-61 win at Penn State on Sunday afternoon. The Huskers saw an 11-point second-half lead vanish before Teddy Allen's go-ahead basket with 12.3 seconds left provided the winning margin. The Huskers won the game on the defensive end, holding Penn State to 32.3 percent shooting, including 25 percent in the second half to break a 35-all tie. Since returning to action, NU has held four of its five opponents to under 40 percent shooting.

Senior guard Kobe Webster provided the Huskers with a spark off the bench against Penn State, contributing 13 points, including a trio of 3-pointers. Webster, a grad transfer who began his career at Western Illinois, averages 7.0 ppg off the bench and is third on the team with 21 3-pointers.

Maryland comes off a 72-59 win over Minnesota Sunday evening. Aaron Wiggins had a game-high 17 points to lead four Terrapins in double figures, as Maryland shot 53 percent from the field, including 10-20 from 3-point range. Maryland jumped out to a 16-3 lead and led the rest of the evening, although Minnesota cut a 18-point second-half deficit to nine in the final minutes. Maryland led the Gophers to 32 percent shooting.

GAME MATCHUP

NEBRASKA CORNHUSKERS

2020-21 Record: 5-12 (1-9 Big Ten)
Head Coach: Fred Hoiberg
Record at Nebraska: 12-37 (2nd year)
Career NCAA Record: 127-93 (7th year)

MARYLAND TERRAPINS

2020-21 Record: 11-10 (5-9 Big Ten)
Head Coach: Mark Turgeon
Record at Penn State: 215-109 (10th year)
Career Record: 465-268 (23rd year)

BROADCAST INFO

Television: BTN
Play-by-play: Kevin Kugler
Analyst: Brian Butch (Tues.) and Jess Settles (Wed.)
Online Broadcast: Fox Sports app & foxsports.com/live
Radio: Learfield IMG College Husker Sports Network, including 590 AM (Omaha), 1400 AM (Lincoln) and 880 AM (Lexington)
Play-by-play: Kent Pavelka
Analyst: Jake Muhleisen
Online Radio: Available on Huskers.com, Huskers App, TuneIn.com/Huskers and TuneIn App.
Tues. XM: 387 SiriusXM (internet): 977
Wed. XM: 389 SiriusXM (internet): 979

PLAYER SPOTLIGHT

Derrick Walker has provided a physical presence for the Huskers since becoming eligible on Jan. 10. He is averaging 5.3 points on 57 percent shooting along with 4.8 rebounds, 1.2 blocks and 1.2 steals per game.



2020-21 SCHEDULE

Date	Opponent	TV/Internet	Result
Wed., Nov. 25	McNeese State	BTN	W, 102-55
Golden Window Classic			
Thurs., Nov. 26	Nevada	BTN	L, 66-69
Sat., Nov. 28	North Dakota State	BTN	W, 79-57
Tues., Dec. 1	South Dakota	BTN	W, 76-69
Sun., Dec. 6	Florida A&M	BTN	canceled
ACC/Big Ten Challenge			
Wed., Dec. 9	Georgia Tech	ESPN2	L, 64-75
Fri., Dec. 11	at No. 8 Creighton	BTN	L, 74-98
Thurs., Dec. 17	Doane	BTN+	W, 110-64
Tues., Dec. 22	at No. 9 Wisconsin *	FS1	L, 53-67
Fri., Dec. 25	No. 19 Michigan *	BTN	L, 69-80
Wed., Dec. 30	at No. 25 Ohio State *	BTN	L, 54-90
Sat., Jan. 2	No. 17 Michigan State *	BTN	L, 77-84
Tues., Jan. 5	at Purdue *	BTN	PPD
Sun., Jan. 10	Indiana *	BTN	L, 76-84
Wed., Jan. 20	Minnesota *	BTN	PPD
Sun., Jan. 24	at Iowa *	BTN	PPD
Sat., Jan. 30	Penn State *	BTN	PPD
Sat., Feb. 6	at Michigan State * (1)	BTN	L, 56-66
Mon., Feb. 8	at Minnesota *	BTN	L, 61-79
Wed., Feb. 10	No. 21 Wisconsin *	BTN	L, 48-61
Fri., Feb. 12	No. 6 Illinois * (2)	BTN	L, 72-77 (OT)
Sun., Feb. 14	at Penn State *	BTN	W, 62-61
Tues., Feb. 16	at Maryland * (3)	BTN	6 p.m.
Wed., Feb. 17	at Maryland * (4)	BTN	6 p.m.
Sat., Feb. 20	Purdue *	BTN	4:30 p.m.
Sun., Feb. 28	Rutgers *	BTN	TBA
TBD	at Illinois * (5)	BTN	TBA
Sun., March 7	at Northwestern *	BTN	TBA
BIG TEN TOURNAMENT			
Wed., March 10	at Big Ten Tournament	BTN	TBA
Thurs., March 11	at Big Ten Tournament	BTN	TBA
Fri., March 12	at Big Ten Tournament	BTN	TBA
Sat., March 13	at Big Ten Tournament	CBS	TBA
Sun., March 14	at Big Ten Tournament	CBS	TBA

Notes: * - Big Ten Conference Game; Home games are in red and bold; All times listed as central

Schedule updates

(1) - moved from Feb. 3 (2) - rescheduled from Jan. 13
(3) - rescheduled from Jan. 16 (4) - moved from Lincoln to College Park
(5) - moved from Feb. 23

2020-21 ROSTER AT A GLANCE

No	Name	Pos.	Ht.	Wt.	Yr.	Hometown	GP/GS	MPG	PPG	RPG	APG
0	Teddy Allen	G	6-6	223	Jr.	Mesa, Ariz.	16/16	27.8	16.6	5.0	1.4
2	Trey McGowens	G	6-4	191	Jr.	Pendleton, S.C.	17/17	28.8	11.0	4.2	2.1
3	Elijah Wood	G	6-5	174	Fr.	Potomac, Md.	7/0	4.3	1.1	0.7	0.4
4	Shamiel Stevenson	G	6-6	245	Jr.	Toronto, Ontario, Canada	17/0	21.1	7.0	1.7	0.9
10	Kobe Webster	G	6-0	172	Sr.	Indianapolis, Ind.	17/0	21.1	7.0	1.7	0.9
11	Lat Mayen	F	6-9	205	Jr.	Adelaide, Australia	17/17	24.9	8.5	4.8	0.8
13	Derrick Walker	F	6-8	232	Jr.	Kansas City, Mo.	6/6	21.7	5.3	4.8	1.5
14	Trevor Lakes	F	6-7	215	Sr.	Lebanon, Ind.	6/1	12.8	3.3	2.2	0.3
21	Jace Piatkowski	G	6-3	184	RFr.	Omaha, Neb.	4/0	2.0	0.8	0.3	0.0
24	Yvan Ouedraogo	F	6-9	245	So.	Bordeaux, France	16/4	17.4	4.2	4.5	0.4
30	Chris McGraw	G	6-0	170	So.	Columbus, Ohio	Walk-on who has not played in 2020-21				
33	Akol Arop	F	6-5	203	So.	Omaha, Neb.	Will miss 2020-21 season (knee)				
34	Thorir Thorbjarnarson	G	6-6	202	Sr.	Reykjavik, Iceland	17/7	20.3	3.2	2.6	1.1
35	Eduardo Andre	F	6-10	228	Fr.	London, England	10/0	7.1	2.1	1.8	0.5
44	Bret Porter	F	6-5	228	RFr.	Omaha, Neb.	3/0	2.3	0.0	0.3	0.0
45	Dalano Banton	G	6-9	204	So.	Toronto, Ontario, Canada	17/17	30.2	10.8	6.6	4.7

2020-21 NEBRASKA BASKETBALL ROSTER

No.	VL	Name	Pronunciation	Pos.	Ht.	Wt.	Yr.	Hometown	Previous School
0		Teddy Allen		G	6-6	223	Jr.	Mesa, Ariz.	Western Nebraska CC
2		Trey McGowens		G	6-4	191	Jr.	Pendleton, S.C.	Pittsburgh
3		Elijah Wood		G	6-5	174	Fr.	Potomac, Md.	Berkmar (Ga.) HS
4		Shamiel Stevenson	Sha-meal	G	6-6	245	Jr.	Toronto, Ontario, Canada	Nevada
10		Kobe Webster		G	6-0	172	Sr.	Indianapolis, Ind.	Western Illinois
11		Lat Mayen	Latt [rhymes w/ Matt] MAY-en	F	6-9	205	Jr.	Adelaide, Australia	Chipola College
13		Derrick Walker		F	6-8	232	Jr.	Kansas City, Mo.	Tennessee
14		Trevor Lakes		F	6-7	215	Sr.	Lebanon, Ind.	Indianapolis
21	*	Jace Piatkowski		G	6-3	184	RFr.	Omaha, Neb.	Elkhorn South HS
24	*	Yvan Ouedraogo	I-van WOO-drah-oh-goh	F	6-9	245	So.	Bordeaux, France	INSEP
30		Chris McGraw		G	6-0	170	So.	Columbus, Ohio	Otterbein
33	*	Akol Arop	A-call uh-rope	F	6-5	203	So.	Omaha, Neb.	Creighton Prep HS
34	***	Thorir Thorbjarnarson		G	6-6	202	Sr.	Reykjavik, Iceland	Menntaskólinn í Reykjavik
35		Eduardo Andre		F	6-10	228	Fr.	London, England	AZ Compass Prep
44	*	Bret Porter		F	6-5	228	RFr.	Omaha, Neb.	Millard North HS
45		Dalano Banton	duh-LAH-no BAN-ten	G	6-9	204	So.	Toronto, Ontario, Canada	Western Kentucky

2020-21 COACHING STAFF

Name	Pronunciation	Title	Year at Nebraska	Alma Mater (Year)
Fred Hoiberg		Head Coach	Second	Iowa State (1995)
Matt Abdelmassih	Abdel-massey	Assistant Coach	Second	St. John's (2007)
Doc Sadler		Assistant Coach	Second as Asst./Eighth	Arkansas (1982)
Armon Gates		Assistant Coach	Third	Kent State (2006)
Bobby Lutz	Lootz	Special Assistant to the Head Coach	Second	UNC Charlotte (1980)
Tim Wilson		Basketball Strength Coach	10th	Nebraska (1981)
Matt Holt		Video Coordinator	Fourth	New Haven (2013)
Luca Virgilio	Vir-Jill-e-o	Director of Basketball Operations	Second	Universita degli Studi di Roma Tre (2012)
Bertram "Buzzy" Caruthers		Director of Player Development	Second	Hampton (2006)
Athan Katsantonis		Graduate Manager	First	Syracuse (2020)
John Harris Jr.		Graduate Manager	Second	Benedictine (2017)

TEAM STATS

Nebraska Cornhuskers			Maryland Terrapins		
2020-21 Team Statistics (Record: 5-12, 1-9 B1G)			2020-21 Team Statistics (Record: 11-10, 5-9 B1G)		
Category	Nebraska	OPP	Category	Maryland	OPP
SCORING	1199	1236	Scoring	1461	1387
Points per game	70.5	72.7	Points per game	69.6	66.0
Scoring margin	-2.2	-	Scoring margin	+3.5	-
FIELD GOALS-ATT	420-1024	434-1057	Field goals-att	513-1122	499-1200
Field goal pct	.410	.411	Field goal pct	.457	.416
3 POINT FG-ATT	129-411	145-469	3 point fg-att	167-472	166-487
3-point FG pct	.314	.309	3-point FG pct	.354	.341
3-pt FG made per game	7.6	8.5	3-pt FG made per game	8.0	7.9
FREE THROWS-ATT	230-364	223-312	Free throws-att	268-387	223-313
Free throw pct	.632	.715	Free throw pct	.693	.712
F-Throws made per game	13.5	13.1	F-Throws made per game	12.8	10.6
REBOUNDS	651	685	Rebounds	706	707
Rebounds per game	38.3	40.3	Rebounds per game	33.6	33.7
Rebounding margin	-2.0	-	Rebounding margin	0.0	-
ASSISTS	224	239	Assists	282	254
Assists per game	13.2	14.1	Assists per game	13.4	12.1
TURNOVERS	233	236	Turnovers	235	230
Turnovers per game	13.7	13.9	Turnovers per game	11.2	11.0
Turnover margin	+0.2	-	Turnover margin	-0.2	-
Assist/turnover ratio	1.0	1.0	Assist/turnover ratio	1.2	1.1
STEALS	127	98	Steals	100	114
Steals per game	7.5	5.8	Steals per game	4.8	5.4
BLOCKS	62	63	Blocks	75	59
Blocks per game	3.6	3.7	Blocks per game	3.6	2.8

NUMBERS TO KNOW

5 - The Huskers have made steady shooting improvement from 3-point range since returning from their pause. NU has improved its 3-point percentage each time out since returning on Feb. 6.

at Michigan State176 (3-17)
at Minnesota200 (3-15)
Wisconsin333 (5-15)
Illinois7-20 (.350)
at Penn State7-19 (.368)

8 - NU has eight 20-point performances on the season (Teddy Allen-6; Trey McGowens-1; Kobe Webster-1). In addition, NU has had nine players reach double figures at least once this season.

10 - The combined margin of the four all-time Nebraska-Maryland games in College Part. The last three games have all been decided by two points.

19 - Assists at Penn State, which ties for the second-highest total by the Huskers in a Big Ten game under Fred Hoiberg. The only time NU had more assists was on Dec. 15, 2019, against Purdue (22).

42 - Nebraska is 42nd nationally in tempo according to KenPom as of Feb. 15. The Huskers are one of only two Big Ten teams (also Illinois) in the top 100.

2017-18 - The last time NU won consecutive road games (at Rutgers, at Wisconsin, at Minnesota).

PROBABLE STARTERS (BASED ON LAST GAME)



#45 Dalano Banton | G | So. | 6-9 | 204 | Toronto, Ontario, Canada

2020-21 Averages: PPG: 10.8 | APG: 4.7 | RPG: 6.6 | SPG: 1.2 | BPG: 1.0

Worth Noting: Playmaking point guard with a nearly seven foot wingspan...Fourth in Big Ten in assists while averaging nearly seven rebounds per game...10 double-figure efforts in 2020-21...Dished out six assists and added six points and a pair of steals vs. PSU...Had six points, 10 rebounds and five assists vs. No. 21 Wisconsin...Totaled 17 points and five boards vs. No. 19 Michigan...Posted second triple-double in program history with 13 points, 11 rebounds and 10 assists vs. Doane...Finished with 17 points, nine boards and six assists vs. Georgia Tech...Began career at Western Kentucky, where he played in 31 games in 2018-19...Top-100 recruit in the class of 2018 after reclassifying.

Career Bests (includes WKU): Pts: 18 | Reb: 13 | Ast: 10 (2x) | Stl: 3 (3x) | Bl: 4



#24 Trey McGowens | G | Jr. | 6-4 | 191 | Pendleton, S.C.

2020-21 Averages: PPG: 11.0 | RPG: 4.2 | APG: 2.1 | SPG: 1.5

Worth Noting: First season at NU after starting for two seasons at Pitt...Is fifth in B1G in steals, including 2.0 spg over last six contests...11 double-figure games in 2020-21...Had 10 points, three assists and three steals at Penn State...Had 15 points and five rebounds vs. No. 6 Illinois...Tallied 10 points, six rebounds and six assists vs. Indiana...Had a season-high 20 points and five boards vs. No. 17 Michigan State... Totaled 15 points at No. 8 Creighton...Started 32 games at Pitt in 2019-20 and ranked in the top 15 in the ACC in steals (4th) and assists (10th)...Posted 20 double-figure scoring games, including three 20-point efforts...Two-time ACC Freshman of the Week posted a pair of 30-point games in 2018-19.

Career Bests (includes Pittsburgh): Pts: 33 | Reb: 9 | Ast: 9 | Stl: 7



#0 Teddy Allen | G | Jr. | 6-6 | 222 | Mesa, Ariz.

2020-21 Averages: PPG: 16.6 | RPG: 5.0 | APG: 1.4 | SPG: 1.5

Worth Noting: Ranks sixth in the Big Ten in scoring and third in steals...Six 20-point games in 2020-21...Had 14 points, six boards and three assists at PSU, including game-winner with 12.3 seconds left...Had 23 points and six boards vs. No. 17 Michigan State...Had 25 points and five boards vs. No. 19 Michigan...Set career highs with 26 points and nine boards at No. 8 Creighton...No. 8 JUCO player in nation by JUCORecruiting.com...Averaged 31.4 ppg at Western Nebraska CC in 2019-20...Began college career at West Virginia, averaging 7.0 ppg, as the Mountaineers reached the Sweet 16...2017 Nebraska Gatorade High School Player of the Year at Boys Town HS (31.6 ppg, 12.8 rpg)...Younger brother (Timmy) is a second-team All-Pac 12 player at Utah.

Career Bests (includes W. Virginia): Pts: 26 | Reb: 9 (2x) | Ast: 3 | Stl: 5 (2x)




#11 Lat Mayen (MAY-en) | F | Jr. | 6-9 | 205 | Adelaide, Australia

2020-21 Averages: PPG: 8.5 | RPG: 4.8

Worth Noting: High motor forward who can stretch defenses with his shooting...Seven double-figure efforts in 2020-21...Saw his string of double-figure games end at five at PSU, but had three assists, three rebounds and two blocked shots...Scored a career-high 16 points vs. No. 6 Illinois...Had 14 points and seven boards vs. No. 21 Wisconsin...Had 15 points versus Indiana, including 5-of-9 from 3-point range... Rated the No. 18 JUCO Player nationally by JUCORecruiting.com...Averaged 11.8 points and 8.4 boards per game at Chipola...Began career at TCU, where he played in 17 games in 2018-19 before a knee injury... Rated the No. 2 ranked player in Australia by AUSA Hoops...Attended Australian Institute of Sport.

Career Bests (includes TCU): Pts: 16 | Reb: 12 | Ast: 4 | Stl: 2



#13 Derrick Walker | F | Jr. | 6-8 | 232 | Kansas City, Mo.

2020-21 Averages: PPG: 5.3 | RPG: 4.8 | SPG: 1.2 | BPG: 1.2

Worth Noting: Started last six games and provides a physical presence...Had eight points and four boards in 26 minutes at Penn State...Set career bests with eight rebounds, three assists and two blocks vs. No. 6 Illinois...Made his Husker debut against Indiana, finishing with 10 points...Missed NU's first 11 games with NCAA suspension...Played in 30 games at Tennessee in 2018-19 as the Volunteers reached the NCAA Sweet 16...Helped the Volunteers to an SEC title in 2017-18, playing in 34 games...Four-star prospect by ESPN who played at Sunrise (Kan.) Christian Academy, averaging 14 points and seven rebounds per game in 2016-17... Played on MOKAN Elite AAU program with NBA first-round picks Trae Young and Michael Porter Jr.

Career Bests (includes Tennessee): Pts: 10 (2x) | Reb: 8 | Ast: 3 | Bl: 2 (3x)

NATIONAL POLLS

AP TOP 25 (FEB. 15)

No	Team (1st)	Record	Points	Prev.
1	Gonzaga (59)	20-0	1,595	1
2	Baylor (5)	17-0	1,541	2
3	Michigan	14-1	1,469	3
4	Ohio State	17-4	1,402	4
5	Illinois	14-5	1,290	6
6	Houston	17-2	1,171	8
7	Virginia	15-3	1,130	9
8	Alabama	17-5	1,086	11
9	Oklahoma	13-5	1,072	12
10	Villanova	13-3	1,061	5
11	Iowa	15-6	911	15
12	Texas	13-5	886	13
13	West Virginia	14-6	837	14
14	Creighton	16-5	794	19
15	Texas Tech	14-6	792	7
16	Florida State	11-3	625	17
17	Southern California	17-3	587	20
18	Virginia Tech	14-4	514	18
19	Tennessee	14-5	453	16
20	Missouri	13-5	413	10
21	Wisconsin	15-7	274	21
22	Loyola Chicago	18-4	167	22
23	Kansas	15-7	141	NR
24	Arkansas	16-5	111	NR
25	San Diego State	15-4	75	NR

Others receiving votes: Oklahoma St. 71, Rutgers 49, Belmont 47, Louisville 40, Colorado 31, Oregon 30, Drake 22, Purdue 20, Florida 17, Clemson 17, LSU 16, UCLA 11, VCU 10, Saint Louis 5, Xavier 4, Toledo 3, UC Santa Barbara 2, Western Kentucky 2, North Carolina 2, BYU 1, Wichita St. 1, Wright St. 1, Utah St. 1.

USA TODAY COACHES POLL (FEB. 15)

No	Team (1st)	Record	Points
1	Gonzaga(28)	20-0	796 -
2	Baylor(4)	17-0	772 -
3	Michigan	14-1	734 -
4	Ohio State	17-4	680 +1
5	Illinois	14-5	600 +1
	Houston	17-2	600 +2
7	Villanova	13-3	573 -3
8	Virginia	15-3	559 +1
9	Alabama	17-5	521 +2
10	Oklahoma	13-5	493 +2
11	Texas Tech	14-6	412 -3
12	Creighton	16-5	407 +5
13	Texas	13-5	400 -
14	Iowa	15-6	388 +2
15	West Virginia	14-6	360 -1
16	Florida State	11-3	342 +3
17	Virginia Tech	14-4	316 -
18	USC	17-3	284 +2
19	Missouri	13-5	246 -9
20	Tennessee	14-5	191 -5
21	Wisconsin	15-7	123 -
22	Oklahoma State	13-6	109 -
23	Loyola Chicago	18-4	77 -
24	Kansas	15-7	54 +2
25	Oregon	12-4	52 +1

Others receiving votes: San Diego State 45, Louisville 41, Arkansas 32, Belmont 28, Rutgers 28, Purdue 23, Drake 19, Clemson 16, Florida 15, Colorado 13, UCLA 13, LSU 12, Utah State 7, Seton Hall 5, Winthrop 4, Colorado State 3, St. John's 2, Saint Louis 2, Boise State 2, Xavier 1

2020-21 BIG TEN STANDINGS (AS OF 2/14)

Team	B1G	Pct.	Overall	Pct.
Michigan	9-1	0.900	14-1	0.933
Illinois	10-3	0.769	14-5	0.737
Ohio State	11-4	0.733	17-4	0.810
Iowa	9-5	0.643	15-6	0.714
Wisconsin	9-6	0.600	15-7	0.682
Purdue	8-6	0.571	13-8	0.619
Rutgers	8-7	0.533	12-7	0.632
Indiana	6-7	0.462	11-9	0.550
Minnesota	6-8	0.429	13-8	0.619
Maryland	5-9	0.357	11-10	0.524
Michigan State	4-8	0.333	10-8	0.556
Penn State	4-9	0.308	7-10	0.412
Northwestern	3-11	0.214	6-12	0.333
Nebraska	1-9	0.100	5-12	0.294

Date	Matchup or Result	Time
2/8	*Minnesota 79, Nebraska 61	
2/8	*Ohio State 73, Maryland 65	
2/9	* Michigan State 60, Penn State 58	
2/10	* Iowa 79, Rutgers 66	
2/10	* Indiana 79, Northwestern 76	
2/10	* Wisconsin 61, Nebraska 48	
2/11	*Minnesota 71, Purdue 68	
2/12	*Illinois 77, Nebraska 72	
2/13	* Ohio State 78, Indiana 59	
2/13	* Iowa 88, Michigan State 58	
2/13	* Rutgers 64, Northwestern 50	
2/14	* Maryland 72, Minnesota 59	
2/14	* Michigan 67, Wisconsin 59	
2/14	* Nebraska 62, Penn State 61	
2/16	Maryland at Nebraska	6 p.m.
2/16	Michigan State at Purdue	6 p.m.
2/16	Northwestern at Illinois	8 p.m.
2/17	Maryland at Nebraska	6 p.m.
2/17	Minnesota at Indiana	8 p.m.
2/18	Iowa at Wisconsin	6 p.m.
2/18	Ohio State at Penn State	7 p.m.
2/18	Rutgers at Michigan	8 p.m.
2/20	Michigan State at Indiana	11 a.m.
2/20	Illinois at Minnesota	2:30 p.m.
2/20	Purdue at Nebraska	4:30 p.m.
2/21	Michigan at Ohio State	Noon
2/21	Maryland at Rutgers	2 p.m.
2/21	Penn State at Iowa	4 p.m.
2/21	Wisconsin at Northwestern	6 p.m.

SCOUTING MARYLAND

Maryland comes into Tuesday's game with an 11-10 record, including a 5-9 mark in Big Ten play. The Terrapins had a front-loaded Big Ten schedule with 10 ranked conference opponents in its first 13 games. Maryland has taken advantage with road wins at Illinois, Minnesota and Wisconsin, but are just 2-5 at home in Big Ten play.

Maryland had to replace two key cogs in its Big Ten co-championship team in first-round pick Jalen Smith and Anthony Cowan Jr., but returned three starters and four of its top six scorers from last season.

Coach Mark Turgeon's team is led by junior Eric Ayala, who averages 14.2 points per game to lead a balanced attack. Maryland has three double-figure scorers and two others who average at least eight points per game. Aaron Wiggins averages 12.7 points per game and 5.3 rebounds per game, while Donta Scott is at 12.2 points and a team-high 6.6 rebounds per game. Maryland shoots 46 percent as a team, including 35 percent from 3-point range.

SERIES HISTORY

Tuesday's meeting is the 11th meeting between the two teams, all since the Terrapins joined the Big Ten in 2014-15. Maryland leads the series, 7-3, with seven of the 10 meetings decided by five points or less. Maryland had won the first five meetings before Nebraska snapped the string with a win in College Park on Jan. 1, 2017. Maryland has been ranked in seven of the previous 10 meetings, including four times in the top-10.

Last Meeting: A short-handed Husker team gave No. 9 Maryland all it could handle in a 72-70 loss on Feb. 11, 2020.

The Huskers, who trailed by 14 in the opening minutes of the second half, used a late rally to put themselves in position to pull the upset. NU trailed 71-64 with less than a minute to play before a 6-0 run made it a one-point game. After Maryland missed the front end of a 1-and-1, Nebraska had a chance to take the lead, but Cam Mack had his potential game-winning layup blocked by Jalen Smith, who then made his first free throw with 0.7 seconds remaining before intentionally missing the second, and the clock expired on the rebound.

Haanif Cheatham led the second-half comeback by scoring 18 of his game-high 20 points in the final period. Thorir Thorbjarnarson added 15 for the Huskers, while Matej Kavas provided a big boost off the bench, chipping in 11 points.

Smith (16 points, 13 rebounds), Donta Scott (10 points, 10 rebounds) and Anthony Cowan (13 points, 10 assists) all had double-doubles for Maryland. Eric Ayala joined that trio in double figures with 16 points, as he knocked down 4-of-8 from beyond the arc.

LAST TIME OUT

Nebraska built an 11-point second-half lead and held on, as the Huskers escaped Penn State with a 62-61 win on Feb. 14.

Nebraska led 60-49 before the Nittany Lions scored 12 straight to take a 61-60 lead on Myreon Jones' four-point play with 1:58 remaining. PSU led with just under 20 seconds left when Nebraska forced a turnover and Allen drove for the go-ahead hoop.

The Huskers, who held Penn State to 32 percent shooting, got the stop they needed on the final possession on a steal from Trey McGowens with 1.8 seconds remaining. The win snapped NU's 26-game Big Ten losing streak and was the Huskers' first road win since Jan. 14, 2019.

Allen led three Huskers in double figures with 14 points, while Kobe Webster and McGowens added 13 and 10 points, respectively, as Nebraska picked up its first win in University Park since 2013.

The Huskers took control by opening the second half on a 10-2 run, taking a 45-38 lead after five straight points from McGowens, who had eight of his 10 points in the surge. PSU eventually cut the margin to 54-49 on a Seth Lundy basket, but Nebraska rattled off six straight points to build a seemingly comfortable 60-49 cushion after Allen's basket with 8:43 left. Nebraska, which was shooting 56 percent at that point in the game, went ice cold, as Penn State clawed back. NU went over 8:30 without a basket, as the hosts inched closer before Jones' four-point play gave PSU its first lead of the half.

STORYLINES

- Since returning from their pause, the Huskers jumped right back into the Big Ten grind. Nebraska is in the midst of playing seven games in a 12-day stretch, covering five states. When the Huskers return home on late Wednesday/early Thursday, it would have covered nearly 4,300 miles since Feb. 5. NU has four scheduled regular-season games, along with

NEBRASKA-MARYLAND AT A GLANCE

- All-time: Maryland leads, 7-3
- In Lincoln: Maryland leads, 3-1
At Pinnacle Bank Arena: Maryland leads, 3-1
- In College Park: Maryland leads, 3-1
At XFINITY Center: Maryland leads, 3-1
- In Big Ten Conference games: Maryland leads, 6-2
- In Big Ten Tournament games: 1-1

Husker-Nittany Lion Superlatives

- Most consecutive wins (year ended): Nebraska 2 (2017-2018); Maryland 4 (2015-16)
- Most points scored: Nebraska, 86, at Indianapolis, Ind., March 11, 2016; Maryland 97, at Indianapolis, Ind., March 11, 2016
- Highest combined score: 183, Maryland 97, Nebraska, 86, at Indianapolis, Ind., March 11, 2016
- Biggest winning margin: Nebraska, 8, at Chicago, Ill., March 14, 2019; Maryland, 15, at Lincoln, Neb., Feb. 6, 2019

Date	Site	Rankings	Result	Neb.	Md.
2-19-15	A	-/15	L	65	69
3-8-15	H	-/10	L	61	64
2-3-16	H	-/4	L	65	70
3-11-16	N	-/18	L	86	97
1-1-17	A	-/-	W	67	65
2-13-18	H	-/-	W	70	66
1-2-19	A	24/-	L	72	74
2-6-19	H	-/24	L	45	60
3-14-19	N	-/21	W	69	61
2-11-20	A	-/9	L	70	72

WORTH NOTING

- The win snaps Nebraska's 25-game Big Ten losing streak (last win vs. Iowa on 1/7/20) and 24-game road losing streak (at Indiana on 1/14/2019).
- Five of Nebraska's last seven games at Penn State have been decided by four points or less.
- Nebraska held Penn State to 32.3 percent shooting, the fourth opponent in five games NU has held under 40 percent.
- Nebraska's 19 assists were its highest total in Big Ten play (previous high was 16) vs. Indiana and highest total since Dec. 17.
- Nebraska's three free throw attempts was its lowest total of the season.

four others which were previously postponed.

• Nebraska's two-game series with Maryland is a first for the Huskers in the Big Ten era, and the first time NU has faced a conference opponent on consecutive days since 1921, when the Huskers were part of the Missouri Valley Conference.

The Huskers have played the same opponent on consecutive days more than 100 times in program history using dates in the media guide, including seven times since World War III. All of those back-to-back games since the 1950s have been against teams from the West Coast (1950-at Washington; 1953-at Oregon; 1956-at UCLA; 1962-USC; 1963-at USC; 1965-Cal; 1966-at Cal; 1967-at Washington State and at Hawaii; 1976-at Hawaii). Early in program history, it was common to play an opponent on consecutive days. In fact, the 1919-20 Huskers played 11 sets of back-to-back games on their way to a 22-2 mark that season.

Last time NU faced same opponent in consecutive games at any point: Baylor (March 7 & 11, 2009 - Big 12 Tournament)

Last time NU faced same opponent in consecutive games in regular season: Missouri (Jan. 18 & 22, 1997)

Last time NU faced the same opponent on consecutive days: at Hawaii on Dec. 2-3, 1976

Consecutive conference opponent (back-to-back days): Iowa State, March 4-5, 1921.

Consecutive Big Ten opponent (back-to-back days): Indiana, Feb., 5-6, 1920.

• One area where the Huskers have made significant improvement since returning to action is on the defensive end. NU has allowed 12.2 fewer points per game over the five games, while holding teams to 38 percent shooting, including 27 percent from 3-point range. NU held three straight opponents (Michigan State, Minnesota, Wisconsin) under 40 percent shooting, which is the first time the Huskers have done that in conference play since 2017-18. NU held No. 6 Illinois to its second-lowest total in regulation this year on Friday before limiting Penn State to 32 percent shooting on Sunday.

• The Big Ten had 11 teams in the top 55 of the NET rankings on Feb. 14, including four of the top eight spots. Currently, one remaining regular-season opponent is outside the top 55 of the NET.

• Teddy Allen is tied for sixth among all power conference players averaging 16.7 points per game as of Feb. 14. Allen is currently sixth in the Big Ten in scoring and the only newcomer in the top 10 of the Big Ten in scoring. His scoring average is on pace to be one of the highest scoring averages by a first-year Husker. The current mark is 18.1 points per game by All-Big Ten performer Terran Petteway in 2013-14.

Highest Scoring NU Newcomers

No.	Player	PPG	Year
1.	Terran Petteway	18.1	2013-14
2.	James Palmer Jr.	17.2	2017-18
3.	Andrew White III	16.6	2015-16
-	Teddy Allen	16.6	2020-21

• The biggest beneficiary of Derrick Walker's insertion into the Husker attack has been Lat Mayen, who moved to his natural stretch four spot after playing in the post for the first half of the season. In the six games since Walker returned, Mayen is averaging 12.0 points per game on 46 percent shooting and 5.0 rebounds per game. In NU's first four conference games, he averaged just 5.5 ppg on 31 percent shooting.

NEWCOMERS MAKING AN IMPACT

Nebraska knew it would be relying on newcomers with only three returnees on the 2020-21 roster. In the offseason, the Huskers added four scholarship players with previous Division I experience, as well as Division II transfer Trevor Lakes.

• The group combined for nearly 4,000 points, 1,300 rebounds and 600 assists in their collegiate careers before joining the Husker program.

• The group included multi-year starters Kobe Webster (Western Illinois), Trey McGowens (Pittsburgh) and Trevor Lakes (Indianapolis).

• Nebraska's top six scorers are all newcomers, including three double-figure scorers. In all, nearly 90 percent of the Huskers' offense and more than 80 percent of its rebounds have come from players who did not play at Nebraska in 2019-20.

• Teddy Allen leads all Big Ten newcomers in scoring and steals, while Dalano Banton is second in assists and Trey McGowens is second in steals.

• In all, 55 of Nebraska's 56 double-figure efforts this season have been by players in their first season of competition at NU. Yvan Ouedraogo's double-double vs. Doane is the Huskers' only double-figure scoring effort by a returnee in 2020-21.

• According to KenPom, NU's returnees have played just 18.2 percent of total minutes, a total which ranks 323rd nationally and last in the Big Ten. For comparison, Minnesota is 13th in the conference at 44.7 percent, while six Big Ten were ranked in the top-50 nationally thru Feb. 14.

A UNIQUE POINT GUARD

It is not often that you see a point guard handling jump ball duties, but Dalano Banton is not your typical point guard. The 6-foot-9 sophomore provides a unique focal point to the Huskers' attack and is averaging 10.8 points, 6.6 rebounds and 4.7 assists per game, as he leads NU in rebounds, assists and blocked shots.

IMPROVED BIG DEFENSE

When	FG Pct.	3PT. Pct	Reb	PPG
Pre Pause	.477	.341	-8.0	81.0
Post Pause	.377	.273	-3.2	68.8

POWER CONF. NEWCOMERS (THRU 2/14)

No.	Name (School)	PPG
1.	Cameron Thomas (LSU)	22.6
2.	Cade Cunningham (Okla. St.)	18.5
3.	Eugene Omoruyi (Oregon)	17.8
4.	Carlik Jones (Louisville)	17.4
5.	Mac McClung (Texas Tech)	17.2
6.	Teddy Allen (Neb.)	16.6
	Ethan Mobley (USC)	16.6

Includes ACC, B1G, Big East, Big 12, Pac-12, SEC

CHANGES IN LAT-ITUDES

When	PPG	FG Pct	3-Pct.	RPG
Last 6 Games	12.0	.464	.395	5.0
First 11 Games	5.5	.307	.176	2.5

IMPACT NEWCOMERS

Category	Pct. by Newcomers
Points	89.8
Rebounds	80.4
Assists	88.3
Blocks	82.2
Steals	83.4

LEARFIELD IMG COLLEGE HUSKER SPORTS NETWORK

Kent Pavelka

- Is in his 34th season of calling Husker men's basketball
- Called NU basketball for two stretches from 1974-1996 before returning to play-by-play duties full time in 2006-07
- Called his 1,000th Husker basketball game in 2018-19
- Six-time Nebraska Sportscaster of the Year who was inducted into the Nebraska Broadcasters Hall of Fame in 2019

Jake Muhleisen

- Is in his third season as full-time color analyst
- Four-year starter at Nebraska from 2002-05
- Three-year team captain during his career

Ben McLaughlin

- Fills in as a color analyst for select broadcasts
- Co-hosts Sports Nightly and works on the Learfield IMG College football and baseball broadcasts

2020-21 Network Affiliates

City	Station	Location
Ainsworth	KBRB	1400 AM
Alliance	KCOW	1400 AM
Beatrice	KWBE	1450 AM
Broken Bow	KBBN	95.3 FM
Chadron	KCSR	610 AM
Columbus	KJSK	900 AM
Fairbury	KGMT	1310 AM
Falls City	KTNC	1230 AM
Fremont	KFMT	105.5 FM
Grand Island	KRGI	1430 AM
Hastings	KHAS	1230 AM
Holdrege	KUVR	1380 AM
Kearney	KGFV	1340 AM
Lexington	KRVN	880 AM
Lincoln	KLIN	1400 AM
McCook	KSWN	93.9 AM
Nebraska City	KNCY	1600 AM
Nebraska City	KBIE	103.1 FM
Norfolk	KNEN	94.7 FM
North Platte	KODY	1240 AM
North Platte	KXNP	106.1 FM
O'Neill	KRBX	102.9 FM
Omaha	KXSP	590 AM
Scottsbluff	KNEB	960 AM
Sidney	KSID	1340 AM
Superior	KRFS	1600 AM
Superior	KRFS	103.9 FM
Valentine	KVSH	940 AM

Nationwide

- Huskers.com & Huskers App
- TuneIn.com/Huskers & TuneIn App
- SiriusXM Satellite Radio

QUICK FACTS

University of Nebraska Information

Location Lincoln, Neb.
 Founded 1869
 Enrollment 25,057
 Nickname Cornhuskers, Huskers
 Colors Scarlet & Cream
 Affiliation NCAA Division I
 Conference Big Ten Conference
 Home Arena Pinnacle Bank Arena
 Capacity/Year Opened 15,000/2013
 Chancellor Ronnie Green
 Faculty Rep. Scott M. Fuess Jr.
 Athletics Director Bill Moos
 Deputy A.D./Chief of Staff John Johnson
 Athletic Dept. Phone (402) 472-4224
 Assistant A.D./Ticketing Holly Adam
 Ticket Office Phone (402) 472-3111 or 1-800-8BIGRED
 Website Huskers.com

Basketball History

First year of basketball 1896-97
 Regular-season conference titles (last) 7 (1950)
 Postseason conference titles (last) 1 (1994)
 All-time postseason appearances 26
 All-time postseason record 24-25
 NCAA Appearances (last) 7 (2014)
 NIT Appearances (last) 19 (2019)

Basketball Staff

Head Coach Fred Hoiberg
 Alma Mater (Year) Iowa State (1995)
 Record at Nebraska 11-37 (2nd season)
 Overall NCAA Coaching Record 126-93 (7th season)
 Assistant Coaches Matt Abdelmassih (2nd season)
 Armon Gates (3rd season)
 Doc Sadler (2nd season as asst./8th season overall)
 Special Assistant to the Head Coach Bobby Lutz (1st season)
 Strength Coach Tim Wilson
 Graduate Managers Jon Harris Jr. and Athan Katsantonis
 Director of Operations Luca Virgilio
 Asst. Director of Operations Sheryl Burbach
 Video Coordinator Matt Holt
 Director of Player Development Buzzy Caruthers
 Assistant Athletic Trainer R.J. Pietig
 Equipment Manager Pat Norris

2020-21 Team Information

2019-20 Record 7-25 (5-11 H, 0-12 A, 2-2 N)
 Big Ten Record (Finish) 2-18 (14th)
 2020 Big Ten Tournament 0-1, lost to Indiana 64-89
 Postseason None
 Starters Returning/Lost 2/3
 Lettermen Returning/Lost 5/7
 Scholarship Newcomers 9

Communications Contact

Sr. Assoc. Director/MBB Contact Shamus McKnight
 Office Phone (402) 472-7772
 Cell Phone (402) 540-0268
 E-Mail smcknight@huskers.com

Men's Basketball Links

Athletics Media Site huskers.com/mediafiles
 2020-21 MBB Site go.unl.edu/mbbmedia2021

• He comes into the Maryland series ranking among the Big Ten leaders in assists (fourth), rebounding (14th), assist-to-turnover ratio (13th) and steals (15th).

A former top-100 recruit, Banton has reached double figures 10 times, including a 15-point, eight-rebound four-assist performance against No. 9 Wisconsin on Dec. 22, and a 17-point effort against No. 19 Michigan on Dec. 25.

- He grabbed 10 or more rebounds twice this season, including 10 boards in Wednesday's loss to No. 21 Wisconsin.
- Banton is looking to be just the fifth Husker to average at least 5.0 assists per game over a full season. It has happened just five previous times in school history.
- He is one of 11 players nationally and one of three power conference players (Stanford's Ziaire Williams and Illinois' Ayo Dosunmu) with a triple-double this season as of Feb 12. Banton posted his first career triple-double with 13 points, 11 rebounds and 10 assists against Doane on Dec. 17. In addition, he nearly posted another triple-double against North Dakota State on Nov. 18 with 12 points, nine rebounds and eight assists.

BANTON POSTS TRIPLE-DOUBLE

Prior to Fred Hoiberg taking over the Nebraska basketball program, Nebraska never had a triple-double in a regular-season game, but now has had one in each of the past two seasons following Dalano Banton's triple-double against Doane on Dec. 17. In fact, the only two triple-doubles in the Big Ten have been by Huskers. Hoiberg has had three players on the college level post a triple double, as Royce White of Iowa State had one in 2012 (10 points, 18 rebounds, 10 assists).

Nebraska Triple-Doubles Under Hoiberg

Player	Opponent	Date	Points	Rebounds	Assists
Cam Mack	Purdue	Dec. 15, 2019	11	10	12
Dalano Banton	Doane	Dec. 17, 2020	13	11	10

STEALS = BASKETS

Nebraska's length on the defensive end has been disruptive during the first half of the campaign. The Huskers enter the Maryland series ranked third in the Big Ten with 7.5 steals per game.

- Nebraska has four games with at least 10 steals, including 12 steals at Michigan State on Feb. 6.
- The Huskers rank second in the Big Ten in forcing turnovers at 13.0 per game. Only Penn State (14.4) ranks higher in the Big Ten.
- Two Huskers rank in the top 10 of the Big Ten in steals with Teddy Allen (1.5 spg, third) and Trey McGowens (1.5 spg, fourth).
- Nebraska will look to finish among the top three teams in the Big Ten in steals for the third straight year (2019-20, 7.0, second; 2018-19, 7.2, third).
- Nebraska had 10+ steals in each of its first three games, marking the first time since the 2016-17 season and just the second time since 2010.

TEDDY BUCKETS

Junior college transfer Teddy Allen has lived up to his billing as an elite scorer in his first season at Nebraska. The 6-foot-6 junior guard leads Nebraska and ranks sixth in the Big Ten in scoring at 16.6 points per game while also chipping in 5.0 rebounds and 1.5 steals per game.

- Allen, who leads all Big Ten newcomers in scoring and steals, is the only newcomer listed in the top 10 of the Big Ten in scoring as of Feb. 15
- He has been in double figures in 15 of his 16 appearances this season following his 14-point effort at Penn State, when he hit the go-ahead basket with 12.3 seconds remaining. He also had 15 points and eight rebounds against No. 6 Illinois on Friday night.
- Allen has a team-high six 20-point efforts and is one of six Big Ten players with at least six 20-point games this season.
- Allen has played well against the Huskers' toughest opponents, averaging 17.9 ppg in NU's seven games against ranked opponents this season.
- He enjoyed his best performance of the season at No. 8 Creighton on Dec. 11, when he totaled D-1 career highs with 26 points and nine rebounds against the Bluejays.
- He also had 25 points against No. 19 Michigan on Christmas Day and scored 19 of his 23 points in the second half against No. 17 Michigan State on Jan. 2.
- He has nine career 20-point games, including three during his freshman season at West Virginia in 2017-18.
- Allen averaged 31.4 points per game at Western Nebraska Community College last season, the highest average by any junior college player since the 2013-14 season.
- Teddy and his younger brother, Timmy, comprise one of the highest-scoring brother duos in college basketball. While Allen is sixth in the Big Ten in scoring, Timmy, who plays at Utah, is sixth in the Pac-12 in scoring at 17.0 ppg.

HUSKERS LOOK TO PUSH PACE

When Nebraska coach Fred Hoiberg talks about playing with pace, he means it. His first Nebraska team led the Big Ten and was the only conference program in the top-50 nationally in tempo in 2019-20. It was the highest finish of any Big Ten

BANTON BIG RANKS

Category	Avg	B1G Rank
Assists per Game	4.6	4th
Rebounds Per game	6.6	14th
Asst-to-TO Ratio	1.8-to-1	13th
Steals per Game	1.2	15th

NU SINGLE-SEASON ASSIST CHART

No.	Player (season)	APG
1.	Brian Carr (1985)	7.90
2.	Brian Carr (1986)	6.70
3.	Cam Mack (2020)	6.39
4.	Charles Richardson Jr. (2007)	5.77
5.	Brian Carr (1987)	5.03
6.	Tyronn Lue (1998)	4.75
-	Dalano Banton (2021)	4.71

program in the KenPom database since the site began tracking in 2001-02.

In six full seasons as a college head coach, his teams have ranked in the top-50 in tempo five times - that matches the entire number of times that a Big Ten program has done it since the 2001-02 campaign. Prior to Hoiberg's arrival, the last time a Husker team was in the top-100 nationally in tempo according to KenPom was in 1999-2000 under Danny Nee.

Pace Under Hoiberg

Year	Hoiberg-Coached Team	Big Ten Leader
2010-11	Iowa State (34th)	Iowa (100th)
2011-12	Iowa State (128th)	Iowa (70th)
2012-13	Iowa State (30th)	Iowa (95th)
2013-14	Iowa State (12th)	Iowa (29th)
2014-15	Iowa State (10th)	Minnesota (47th)
2019-20	Nebraska (16th)	Same

FROM COLLEGE TO THE NBA AND BACK AGAIN

Nebraska's Fred Hoiberg is in an exclusive club, as he was one of just nine current D-I coaches to coach in both Division I and in the NBA in 2020-21. He spent three-plus seasons with the Chicago Bulls, guiding the Bulls to the NBA Playoffs in 2016. Hoiberg's 270 regular-season NBA games rank second among the 10 former NBA coaches in the collegiate ranks. Hoiberg also brings five years of NBA front office experience, as he worked with the Minnesota Timberwolves from 2005 to 2010.

Coach, School	NBA Head Coach, Years
John Calipari, Kentucky	New Jersey, 1996-99
Leonard Hamilton, Miami	Washington, 2000-01
Fred Hoiberg, Nebraska	Chicago, 2015-18
Lindsey Hunter, Mississippi Valley State	Phoenix, 2013
Lon Kruger, Oklahoma	Atlanta, 2000-03
Larry Krystkowiak, Utah	Milwaukee, 2007-08
Eric Musselman, Arkansas	Golden State, 2002-04; Sacramento, 2006-07
Rick Pitino, Iona	New York, 1987-89; Boston, 1997-2001
Darrell Walker, Arkansas Little Rock	Toronto, 1996-98; Washington, 1999-2000

as of Feb. 7, 2021

HUSKERS SIGN TALENTED TRIO

The three-member class that the Nebraska basketball program signed in November for next season has been lauded as one of the nation's top recruiting classes.

The trio of Wilhelm Breidenbach, Bryce McGowens and Keisei Tominaga has NU ranked 16th in the ESPN.com team ranking as of Dec. 10th. The class ranks third in the Big Ten to Michigan and Michigan State, and Nebraska is one of three Big Ten programs – joining Michigan and Michigan State – in signing a five-star recruit in the class of 2021.

- NU's class features a pair of top-100 recruits in McGowens and Breidenbach, who are two of the three-highest-rated players Nebraska has signed in the 247 composite database, which compiles all of the major recruiting sites into one list.
- McGowens is listed as a 5-star recruit by all three national publications (ESPN, 247, Rivals) and is a consensus top-25 national player (ESPN, 247 Sports, Rivals). He is the highest-ranked recruit Nebraska has signed since the current national recruiting sites began nearly 20 years ago.
- Breidenbach is a four-star recruit by both ESPN and 247 Sports and is ranked No. 63 by ESPN and No. 87 on 247Sports composite rankings.

BIG TEN TOURNAMENT RELOCATES TO INDIANAPOLIS

The Big Ten Conference Administrators Council, which includes the Directors of Athletics and Senior Women Administrators from all 14 member institutions, approved measures to relocate the 2021 Big Ten Men's Basketball Tournament from the United Center in Chicago to Lucas Oil Stadium in Indianapolis. The decision to relocate the tournament was made in collaboration with the Big Ten Council of Presidents and Chancellors and the conference office.

The decision to relocate the tournament to Indianapolis was based on multiple factors. First and foremost was the health and safety of student-athletes, coaches, officials and conference constituents. Hosting both the men's and women's basketball tournaments in the same city allows for cohesive testing and medical protocols for both events, as well as centralized accommodations surrounding the competition venues.

The 2021 Big Ten Men's Basketball Tournament will be held March 10-14 in Indianapolis and will precede the NCAA Men's Basketball Tournament, which was moved to Indianapolis and surrounding communities in the state of Indiana in January.

HUSKER NOTEBOOK

- Nebraska's 2020-21 roster features players from six countries (United States, Canada, Iceland, England, France and Australia). Nebraska's six international players tie for eighth nationally and ties for third among power conference programs (Arizona and Washington State-7 apiece).
- Nebraska has several players whose relatives played collegiately, including Jace Piatkowski, whose father Eric scored nearly 2,000 points at Nebraska before spending 14 years in the NBA.

Athletic Families

Player	Relative	College (Sport)
Teddy Allen	Timmy Allen (Brother)	Utah (MBB)
Akol Arop	Aguek Arop (Brother)	San Diego State (MBB)

TOP-10 PINNACLE BANK ARENA CROWDS

No.	Attend.	Opponent	Date
1.	15,998	Wisconsin	March 9, 2014
2.	15,991	Penn State	Feb. 25, 2018
3.	15,987	Tennessee-Martin	Nov. 28, 2014
4.	15,978	Northwestern	March 1, 2014
5.	15,952	Iowa	Jan. 27, 2018
6.	15,950	Creighton	Dec. 8, 2018
7.	15,949	Arkansas State	Dec. 14, 2013
8.	15,946	South Dakota State	Nov. 15, 2019
9.	15,945	Minnesota	Jan. 26, 2014
10.	15,933	Iowa	Feb. 22, 2015

RECORD AT PINNACLE BANK ARENA

Season	Wins	Losses	Pct.
2013-14	15	1	.938
2014-15	10	6	.625
2015-16	10	8	.556
2016-17	8	8	.500
2017-18	16	1	.941
2018-19	13	5	.722
2019-20	5	11	.313
2020-21	4	7	.364
Totals	81	47	.633

2020-21 MISC. STATS

DOUBLE DOUBLES

Dalano Banton vs. Doane 13 pts., 11 reb., 10 asst.
Yvan Ouedraogo vs. Doane 13 pts., 13 reb.

TEAM LEADERS

Double-Figure Scoring Games: Allen-15; Banton-10
McGowens-11; Webster-7; Mayen-7; Stevenson-3;
Lakes-1; Ouedraogo-1; Walker-1

10+ Rebounding Games: Banton-2; Ouedraogo-1;
Mayen-1

Double-Doubles: Banton-1; Ouedraogo-1

Triple-Doubles: Banton-1

20-Point Games: Allen-6; Webster-1; McGowens-1

30-Point Games: None

Games Leading NU in Scoring:* .. Allen-10; Banton-3; McGowens-2;
Stevenson-1; Webster-1; Mayen-3

Games Leading NU in Rebounding:* Banton-9; Ouedraogo-3;
Allen-5; Mayen-3; McGowens-2; Walker-1

Games Leading NU in Assists:* Banton-13; Thorbjarnarson-1;
Mayen-1; Allen-1; McGowens-1; Walker-1

Games Leading NU in Blocks* Banton-8; Ouedraogo-4;
Mayen-4; Walker-3; McGowens-1; Porter-1; Allen-1; Stevenson-2

Games Leading NU in Steals Allen-7; McGowens-8;
Banton-5; Thorbjarnarson-3; Stevenson-2; Mayen-3;
Ouedraogo-2; Walker-2

*-Includes Ties

AROP TO MISS 2020-21 SEASON

University of Nebraska Head Coach Fred Hoiberg announced on Nov. 12 that sophomore Akol Arop will miss the entire 2020-21 season following knee surgery.

Arop played in 21 games as a true freshman for the Huskers. While he averaged just 1.0 points and 1.3 rebounds per game in 2019-20, Arop saw most of his action down the stretch, playing at least 20 minutes in each of the Huskers' final three games.



HUSKERS' SOCIAL JUSTICE PATCH

No more hashtags, only change.

Amidst the national protests and a summer of unrest and injustice, Nebraska Men's Basketball was inspired to become change agents in the fight against injustice. As the first Nebraska Athletics coach to comment on the protests publicly, coach Fred Hoiberg and staff made it a priority to discuss the events with his team in May and June 2020. What transpired was an overwhelming message of change. And most importantly, no more hashtags.

This season, The NCAA Playing Rules Oversight Panel approved rules to allow student-athletes in all sports to wear patches on their uniforms for commemorative and memorial purposes, as well as to support social justice issues. Nebraska Men's Basketball wanted to create a patch with a message, one specific to their team.

As Kobe Webster and Teddy Allen closed the speech, Allen called for action. No more hashtags, only change. This phrase, not meant to only inspire action instead of talk, is also meant to inspire no more hashtags of names, specifically of victims of injustice. The patch symbolizes the need to move toward actionable steps outlined. Bring awareness to the issues, educating yourself on these issues, being unified on creating change in the world, and the plea to have no more names becoming hashtags.

Nebraska Men's Basketball has made statements, the team has now shifted to action. Among the first teams in the country to declare Election Day an off day for athletes to vote, the team also held educational sessions throughout the summer and fall, meeting with the Lincoln Police Department, the Malone Center, and collaborating with the Diversity and Inclusion Director to establish a plan of action moving forward.

CUTOUTS ON SALE FOR 2020-21 SEASON

Husker fans can get their pictures in Pinnacle Bank Arena for the 2020-21 season by purchasing Nebraska Basketball fan cutouts at shop.fanoutouts.com/products/nebraska-basketball. Cutouts are only \$55 and all proceeds from the season-long campaign will support Husker student-athletes and allow Nebraska Athletics to address the areas of greatest need during this challenging time.

- At the end of the basketball season, fans will have the opportunity to pick up their cutouts free of charge. Fans who wish to have their cutouts shipped after the season will be charged an additional \$25 per order at the time of purchase

- All sales are final. Cutout locations may be subject to change throughout the season depending on permissible fan capacity.

Trey McGowens	Bobby McGowens (Father) Pam Owens (Mother) Bryce McGowens (Brother)	Clemson (FB)/South Carolina State (MBB/FB) Western Carolina (WBB) Signed with Nebaska (MBB)
Jace Piatkowski	Eric Piatkowski (Father)	Nebraska (MBB)
Bret Porter	Budge Porter (Father) Mort Porter (Grandfather) Grove Porter (Great Grandfather)	Nebraska (FB) Nebraska (FB) Nebraska (FB)
Elijah Wood	Anthony Wood (Father)	Hampton (MBB)

- Nebraska signed a pair of top-20 junior college prospects for the second straight season. Junior guard Teddy Allen was rated eighth by JUCORECRUITING.COM, while forward Lat Mayen was tabbed 18th nationally by the publication. The Huskers were one of three programs nationally to sign a pair of top-20 JUCO recruits (St. John's and Southern Miss).

NEBRASKA BOASTS HIGHEST EVER GSR SCORE

Nebraska student-athletes have posted a 94 percent NCAA Graduation Success Rate (GSR), continuing the Huskers' long tradition of being a national leader in the classroom. The NCAA released its GSR scores on Nov. 17, with Nebraska recording its highest all student-athlete rate for the eighth consecutive year. It also marked the third straight year Nebraska has achieved a GSR of 90 percent or higher.

- At the conference level, the 94 percent mark is tied for second among 14 Big Ten schools. On the national scale, Nebraska's GSR ranks in a tie for 10th among 65 Power Five Schools, and third among public institutions at the Power Five level.
- The Husker men's basketball program achieved a 100 percent GSR and was one of 13 Husker programs to post a 100 GSR in the latest rankings.
- The 94 percent GSR rate is another milestone for a program that has long been a national leader in academic and athletic achievement. Nebraska leads the nation with 340 CoSIDA Academic All-Americans in school history across all sports. Nebraska also leads the nation with 18 NCAA Today's Top 10 Award winners.

MISSING THAT HOME CROWD ADVANTAGE

With no fans allowed in 2020-21, Nebraska will miss out on the fan support which has ranked among the nation's best since moving into Pinnacle Bank Arena in 2013-14.

- Nebraska has ranked in the top 15 nationally in average attendance in each of the past seven seasons, averaging sellout crowds in the 15,000-seat arena.
- In 2019-20, the Huskers finished the home portion of their campaign averaging 15,605 fans per game for 16 home games. The average set NU's single-season record, breaking the mark of 15,569 per game set during the 2014-15 season despite posting a 7-25 record.
- Nebraska is one of nine schools in the country to average 15,000+ fans per contest in each of the last seven seasons (2014-20), joining Kentucky, Syracuse, Louisville, North Carolina, Wisconsin, Indiana, Kansas and Creighton.

HUSKER FAMILY TIES RUN DEEP FOR HOIBERG

While Fred Hoiberg grew up in Ames and played his high school (Ames High School) and college basketball (Iowa State) there, he was born in Lincoln and has numerous ties to the city and to the University of Nebraska.

- Fred's father (Eric) and mother (Karen) both earned their undergraduate degrees from Nebraska in 1966. In fact, Eric earned his undergraduate degree, Master's degree, and Ph.D. in sociology from the university.
- His maternal grandfather was former Husker basketball coach Jerry Bush. Known as the "Big Bear of the Coliseum," Bush guided NU from 1955 to 1963, and directed two of the greatest upsets ever – a 43-41 victory over top-ranked Kansas and Wilt Chamberlain, and a 55-48 victory over No. 4 Kansas State and Olympian Bob Boozer during the 1957-58 campaign.
- His paternal grandfather (Otto) received his Master's Degree and Ph.D from Nebraska. He joined the faculty of the University of Nebraska in 1948, where he taught sociology and served as director of the community development program in the University of Nebraska Extension Division.

2020-21 ENDOWED SCHOLARSHIP WINNERS ANNOUNCED

Lincoln - Nebraska Athletics announced the recipients of the 2020-21 men's basketball endowed scholarships on Saturday. The Husker men's basketball honorees for the 2020-21 season include Thorir Thorbjarnarson (Bus Whitehead Scholarship), Dalano Banton (Hosman Family Scholarship) and Kobe Webster (David G. Toren Athletic Fellowship).

Thorbjarnarson was selected as the recipient of the 2020-21 Bus Whitehead Scholarship. The honor recognizes a player who has a high level of athletic achievement, moral character, effective leadership skills, integrity and a commitment to excellence in all endeavors. The endowed scholarship, which was created in 2013, honors one of the most legendary figures in Husker basketball history. Whitehead was a two-time all-conference selection who guided the Huskers to consecutive Big Seven championships in 1949 and 1950.

Banton was tabbed as the recipient of the 2020-21 Hosman Family Scholarship. The honor recognizes a player who has demonstrated leadership, a high level of character and commitment to the team and is in good academic standing. It was established in 2016 by the Dale & Patsy Hosman Family Foundation, and Banton is just the second recipient of the scholarship.

Webster was chosen as the recipient of the 2020-21 David G. Toren Athletic Fellowship. This award recognizes a student-athlete of high academic ability, integrity and leadership. It has been presented since 2006 in honor of the late David Toren.

NEBRASKA HEAD COACH FRED HOIBERG

AT NEBRASKA (2019-PRESENT)

• Hired as Nebraska's 28th men's basketball coach on March 30, 2019, a position his grandfather (Jerry Bush) held for nine seasons from 1954 to 1963.

CHICAGO BULLS (2015-18)

- Coached the Chicago Bulls for three-plus seasons, posting a 115-155 record.
- Became just the fifth coach in franchise history to post a winning record in his debut season.
- Took the Bulls to the 2017 NBA Playoffs where they won the first two games against the top-seeded Boston Celtics, as the Bulls were the first No. 8 seed to take a 2-0 lead against a No. 1 seed since 1993.
- Was the fifth coach in NBA history to have each of his first two career playoff victories come on the road.

IOWA STATE (2010-15)

- Served as head coach at his alma mater for five seasons, posting a 115-56 record, which is the top winning percentage in school history (.673).
- Led the Cyclones to four straight NCAA Tournament appearances - a program record - while his 115 wins were the most in a five-year stretch in school history.
- Guided Iowa State to back-to-back Big 12 Tournament titles in 2014 and 2015.
- Produced four All-Americans, 12 All-Big 12 honorees and 10 players who played in the NBA.
- Named Big 12 Coach of the Year in 2012, as the Cyclones went from three conference wins to 12 in one season.
- Won 28 games and reached the NCAA Sweet 16 in 2014.
- Led the Big 12 in scoring offense in two of his last four seasons and topped the conference in 3-pointers four times in five years.

MINNESOTA TIMBERWOLVES (2005-10)

- Served as Vice President of Basketball Operations in 2009-10, overseeing the day-to-day operations of basketball programs including college and pro scouting, salary cap management and NBA Draft preparations.
- Was the Assistant General Manager for three seasons, helping the Timberwolves orchestrate a draft-day trade for five-time all-star Kevin Love in 2008.

AS AN NBA PLAYER (1995-2005)

- Spent 10 years in the NBA with the Indiana Pacers (four seasons), Chicago Bulls (four seasons) and Minnesota Timberwolves (two seasons) after being selected in the second round of the 1995 NBA Draft.
- Was a member of three NBA Playoff Teams, including a Timberwolves team that reached the 2004 Western Conference Finals.
- Shot 40 percent from 3-point range during his career and led the NBA in 3-point shooting in his final season (48.3, 2004-05).
- Ended his NBA career abruptly at the age of 33 after undergoing open-heart surgery to repair an aneurysm in his aortic root.

IOWA STATE PLAYING CAREER (1991-95)

- Started all four seasons at Iowa State, averaging 15.8 points, 6.9 rebounds, 2.8 assists and 1.6 steals per game in his collegiate career.
- His No. 32 was retired by Iowa State in 1997 and Hoiberg is a member of the ISU Hall of Fame.
- Garnered third-team All-America honors as a senior in 1994-95, averaging 19.9 points per game to help the Cyclones win a then-school-record 23 games and was named Big Eight Co-Male Athlete of the Year in 1995.
- Two-time Academic All-American who was inducted into the CoSIDA Academic Hall of Fame in 2016.



FRED HOIBERG'S COLLEGIATE COACHING RECORD

Year	School	Overall Record	Pct.	Conf. Record	Pct	Conf. Finish	Postseason
2010-11	Iowa State	16-16	.500	3-13	.188	12th	None
2011-12	Iowa State	23-11	.676	12-6	.677	T-3rd	NCAA Third Round
2012-13	Iowa State	23-12	.657	11-7	.611	T-4th	NCAA Third Round
2013-14	Iowa State	28-8	.778	11-7	.611	T-3rd	NCAA Sweet 16
2014-15	Iowa State	25-9	.735	12-6	.677	T-2nd	NCAA Second Round
2019-20	Nebraska	7-25	.219	2-18	.100	14th	None
2020-21	Nebraska	5-12	.294	1-9	.100	-	-
Totals		127-93	.577	52-66	.441		

Nebraska Team

Ranked in the top 5 (AP Poll) Never Happened
 Ranked in the top 10 (AP Poll) March 1, 1966
 Ranked in the top 20 (AP Poll) Jan. 2, 1995
 Ranked in the top 25 (AP Poll) Dec. 31, 2018 (No. 24)
 Ranked in the top 25 (USA Today Coaches Poll) Dec. 31, 2018 (No. 23)

Played AP Poll No. 1 ranked team lost at No. 1 Indiana (47-76), 2/13/2013
 Defeated AP Poll No. 1 ranked team at No. 1 Missouri (67-51), 2/6/1982
 Played AP Poll No. 2 ranked team lost at No. 2 Michigan (47-62), 1/9/13
 Defeated AP Poll No. 2 ranked team vs. No. 2 Oklahoma State (85-69), 2/5/1992
 Played Team Ranked 1-5 by AP lost at No. 3 Michigan State (57-86), 12/3/2017
 Defeated Team Ranked 1-5 by AP vs. No. 3 Texas (70-67), 2/19/2011
 Played Team Ranked 6-10 by AP lost to No. 6 Illinois (72-77, OT), 2/12/2021
 Defeated Team Ranked 6-10 by AP vs. No. 9 Wisconsin (77-68), 3/9/2014
 Defeated Team Ranked 11-25 by AP vs. No. 21 Maryland (68-61), 3/14/2019
 Defeated Team Ranked 1-10 by AP on Road at No. 9 Michigan State (60-51), 2/16/2014
 Defeated Ranked Team by AP on Road vs. No. 25 Indiana (66-51), 1/14/2019

Scored 100 or more points 110; vs. Doane, 12/17/2020
 Scored 90 or more points 110; vs. Doane, 12/17/2020
 Scored 80 or more points 110; vs. Doane, 12/17/2020
 Scored less than 50 points 48; vs. Wisconsin, 2/10/2021
 Scored less than 40 points 38; at Oregon, 12/15/2012
 Shot 75% from the field 750, vs. Nebraska-Omaha (42-56), 1/25/1988 \$
 Shot 70% from the field 723; vs. UNC Wilmington (34-47), 12/5/1997
 Shot 60% from the field 628; vs. Northwestern (27-43), 2/3/2015

Made 50 or more free throws Never Happened
 Made 40 or more free throws 43, vs. Texas (43-59), 1/3/1996 - \$
 Made 30 or more free throws 37; vs. UTSA (37-50), 12/20/2017
 Made 25 or more free throws 25; vs. Illinois (25-30), 12/2/2018
 Attempted 60 or more free throws 60, vs. Kansas State (36-60), 1/11/1954 - \$
 Attempted 50 or more free throws 50, vs. UTSA (37-50), 12/20/2017
 Attempted 40 or more free throws 50, vs. UTSA (37-50), 12/20/2017
 Attempted 30 or more free throws 30; vs. South Dakota (21-30), 12/1/2020
 Shot 100% from the foul line (min 10 att.) 1.000; at Penn State (16-16), 1/19/2013
 Shot 95% from the foul line (min 10 att.) 1.000; at Penn State, (16-16), 1/19/2013
 Shot 90% from the foul line (min 10 att.)913; vs. Oklahoma State (21-23), 12/16/2018

Made 20 or more 3-pointers Never Happened
 Made 15 or more 3-pointers 15; vs. Mississippi Valley State (15-37), 11/6/2018
 Made 10 or more 3-pointers 12; Doane (12-33), 12/17/2020
 Made 0 3-pointers 0; vs. Jacksonville State (0-5), 12/18/2012
 Held Opponent to 0 3-pointers 0; Southeastern Louisiana, 11/22/2015
 Attempted 40 or more 3-pointers 41; vs. Nevada (9-41), 11/26/2020 \$
 Attempted 30 or more 3-pointers 33; at Ohio State (5-33), 12/30/2020
 Attempted 20 or more 3-pointers 20; vs. Illinois (7-20), 2/12/2021
 Shot 75% from 3-point range (min. 10 att.)750, vs. UT-Pan American (9-12), 12/2/2009 - \$
 Shot 60% from 3-point range (min. 10 att.)647; vs. USC (11-17), 12/3/2012
 Shot 50% from 3-point range (min. 10 att.)500; vs. Washington State (9-18), 11/25/2019
 Shot 50% from 3-point range (min. 20 att.)571; vs. Southern (12-21), 11/22/2019

Had 60 or more rebounds 60; vs. Oral Roberts, 12/22/1999
 Had 50 or more rebounds 44; vs. Doane, 12/17/2020

Had 30 or more assists 35, vs. Northeastern Illinois, 12/21/1994
 Had 25 or more assists 25; vs. Doane, 12/17/2020
 Had 20 or more assists 25; vs. Doane, 12/17/2020
 Had 15 or more assists 19; at Penn State, 2/14/2021

Had 20 or more steals 23, vs. Texas Tech, 3/4/1999 - \$
 Had 15 or more steals 16, vs. McNeese State, 11/28/2020
 Had 10 or more steals 12, at Michigan State, 2/6/2021

Had 15 or more blocked shots 15, vs. Coppin State, Dec. 6, 1996 - \$
 Had 10 or more blocked shots 14; at Northwestern, 1/2/2018

Had 30 or more turnovers 31, at Creighton, 12/11/2005
 Had 20 or more turnovers 25; at Creighton, 12/11/2020
 Had 5 or less turnovers 5; vs. Purdue, 2/23/2019

Nebraska Player...

Had 20 or more points: 21; Teddy Allen vs. Indiana, 1/10/2021
Had 25 or more points: 25; Teddy Allen vs. Michigan, 12/25/2020
Had 30 or more points: 34; James Palmer Jr. vs. Rutgers, 3/13/2019
Had 40 or more points: 41; Aleks Maric vs. Kansas State, 2/13/2007
Had 20 or more points in a half: 21; Teddy Allen vs. Michigan (1st), 12/25/2020

Had No Player in Double Figures: vs. Ohio State, 1/21/2012
Had Five Players with 10 or more points vs. Indiana, 1/10/2021
 Teddy Allen (21); Lat Mayen (15), Derrick Walker (10); Trey McGowens (10); Dalano Banton (10)
Had Six Players with 10 or more points vs. McNeese State, 11/25/2020
 Teddy Allen (14); Trey McGowens (14); Shamiel Stevenson (14) Dalano Banton;
 Kobe Webster (13); Lat Mayen (13)
Two Huskers with 20 or more points, same game: vs. Michigan State, 1/2/2021
 Teddy Allen (23) and Trey McGowens (20)
Three Huskers with 20 or more points, same game: Iowa, 3/10/2019
 James Palmer Jr. (30), Glynn Watson Jr. (23), Isaiah Roby (23)
Two Huskers with 30 or more points, same game: vs. Oregon, 11/25/1995
 Tyronn Lue (30) & Jaron Boone (30) - only time in school history

Had 10 or more rebounds: 10; Dalano Banton vs. Wisconsin, 2/10/2021
Had 15 or more rebounds: 19; Yvan Ouedraogo vs. Northwestern, 3/1/2020
Had 20 or more rebounds: 21, Kimani Ffriend vs. Oral Roberts, 12/22/1999
Had 25 or more rebounds: 26, Bill Johnson vs. Iowa State, 1/4/1954 - \$
Two Huskers with 10 or more rebounds, same game: vs. Doane, 12/17/2020
 (Yvan Ouedraogo-13; Dalano Banton-11)
Three Huskers with 10 or more rebounds, same game: vs. Texas Tech, 1/19/2000
 (Steffon Bradford 16; Kimani Ffriend 12; Louis Truscott 11)

Had 5 or more 3-pointers: 5; Lat Mayen vs. Indiana (5-9), 1/10/2021
Had 6 or more 3-pointers: 6; Kobe Webster vs. Georgia Tech (6-7), 12/9/2020
Had 7 or more 3-pointers: 7; Glynn Watson Jr. vs. Iowa (7-12), 3/10/2019
Had 8 or more 3-pointers: 8; Cary Cochran, vs. Baylor (8-13), 2/27/2002 - \$

Had 5 or more assists: 6; Dalano Banton at Penn State, 2/14/2021
Had 10 or more assists: 10; Dalano Banton vs. Doane, 12/17/2020
Had 15 or more assists: 15; Charles Richardson vs. Rutgers, 12/2/2006
Had 18 or more assists: 18; Brian Carr, at Evansville, 1/3/1985 - \$

Had 5 or more blocked shots: 5; Isaiah Roby vs. Northwestern, 2/16/2019
Had 6 or more blocked shots: 6; Isaiah Roby vs. Eastern Illinois, 11/11/2017
Had 7 or more blocked shots: 7; John Turek vs. Colorado, 3/2/2005
Had 9 or more blocked shots: 9; Mikki Moore vs. Coppin State, 12/6/1996 - \$
Had 10 or more blocked shots: Never Happened

Had 5 or more steals: 5; Teddy Allen vs. North Dakota State, 11/28/2020
Had 6 or more steals: 6; Glynn Watson Jr. vs. Long Beach State, 11/26/2017
Had 7 or more steals: 7; Brandon Richardson at Ohio State, 1/3/2012
Had 8 or more steals: 8, Cookie Belcher vs. Oklahoma St., 2/7/2001 - \$
Had 10 or more steals: Never Happened

Had Triple-Double (Points/Rebounds/Assists):
 10; Dalano Banton vs. Doane, 12/17/2020 (13/11/10)


Had Two Players with Double-Doubles:
 Yvan Ouedraogo and Dalano Banton vs. Doane (12/17/2020)
Had Double-Double (Points/Assists): 10; Dalano Banton vs. Doane, 12/17/2020 (13/11/10)
Had Double-Double (Points/Rebounds): Yvan Ouedraogo vs. Doane, 12/17/2020 (13/13)
Had Double-Double (Points/Steals): Never Happened
Had Double-Double (Points/Blocks): Never Happened

\$ - School Record - # - Tied School record
 As of 2/14/2021


2020-21 TELEVISION/RADIO ROSTER




0 | TEDDY ALLEN
Jr. | G | 6-6 | 223




2 | TREY MCGOWENS
Jr. | G | 6-4 | 191



3 | ELIJAH WOOD
Fr. | G | 6-5 | 174



4 | SHAMIEL STEVENSON
Jr. | G/F | 6-6 | 245




10 | KOBE WEBSTER
Sr. | G | 6-0 | 172




11 | LAT MAYEN
Jr. | F | 6-9 | 205



13 | DERRICK WALKER
Jr. | F | 6-8 | 232



14 | TREVOR LAKES
Sr. | F | 6-7 | 215



21 | JACE PIATKOWSKI
Rfr. | G | 6-3 | 184




24 | YVAN OUEDRAOGO
So. | F | 6-9 | 245



30 | CHRIS MCGRAW
So. | G | 6-0 | 170




33 | AKOL AROP
So. | F | 6-5 | 203



34 | THORIR THORBJARNARSON
Sr. | G | 6-6 | 202




35 | EDUARDO ANDRE
Fr. | F | 6-10 | 228



44 | BRET PORTER
Rfr. | F | 6-5 | 228



45 | DALANO BANTON
So. | G | 6-9 | 204



FRED HOIBERG
Head Coach



MATT ABDELMASSIH
Assistant Coach



ARMON GATES
Assistant Coach



DOC SADLER
Assistant Coach



BOBBY LUTZ
Special Assistant to the
Head Coach



LUCA VIRGLIO
Director of Basketball
Operations



TIM WILSON
Strength Coach



MATT HOLT
Video Coordinator



BUZZY CARUTHERS
Director of Player
Development



R.J. PIETIG
Athletic Trainer




PAT NORRIS
Equipment Manager



SHERYL BURBACH
Assistant Director of
Basketball Operations



JOHN HARRIS JR.
Graduate Manager



ATHAN KATSANTONIS
Graduate Manager

2020-21 GAME-BY-GAME COMPARISON

Team	FG-FGA	Pct.	3FG-3FGA	Pct.	FT-FTA	Pct.	O-D	Reb.	PF	A	TO	B	S	Pts.	W/L
McNeese State	21-55	.382	7-22	.318	6-14	.429	12-23	35	26	10	27	5	3	55	
at Nebraska	36-72	.500	10-24	.417	20-29	.690	17-28	45	15	19	10	4	16	102	W
Nevada	24-50	.480	6-21	.286	15-22	.682	10-39	49	27	12	21	1	3	69	
at Nebraska	18-62	.290	9-41	.220	21-30	.700	11-20	31	24	13	9	1	12	66	L
North Dakota State	20-69	.290	6-26	.250	11-16	.688	22-29	51	17	8	17	4	4	57	
at Nebraska	29-63	.460	9-32	.281	12-20	.600	10-32	42	16	15	10	4	11	79	W
South Dakota	23-65	.346	7-26	.354	16-21	.762	10-28	39	21	14	13	3	6	69	
at Nebraska	24-60	.400	7-24	.292	21-30	.700	11-35	46	20	10	15	3	9	76	W
Georgia Tech	26-58	.448	8-25	.320	15-20	.750	8-26	34	19	13	9	2	8	75	
at Nebraska	23-61	.377	8-23	.348	10-15	.667	15-27	42	19	14	16	1	3	64	L
at Creighton	38-73	.521	14-30	.467	8-13	.615	10-26	36	19	24	13	5	16	98	
Nebraska	25-57	.439	11-26	.423	13-22	.591	11-28	39	15	12	25	3	5	74	L
Doane	21-72	.292	13-46	.283	9-17	.529	9-25	34	18	15	13	2	6	64	
at Nebraska	41-74	.554	12-33	.364	16-25	.640	13-42	55	10	25	8	7	8	110	W
at No. 9 Wisconsin	22-55	.400	8-26	.308	15-15	1.000	6-34	40	12	14	11	1	0	67	
Nebraska	18-54	.333	8-27	.296	9-17	.529	6-25	31	15	12	9	6	6	53	L
No. 19 Michigan	30-59	.508	9-27	.333	11-14	.786	8-35	43	16	16	15	2	6	80	
Nebraska	25-64	.391	7-20	.350	12-20	.600	8-23	31	19	6	8	2	6	69	L
at No., 25 Ohio State	31-63	.492	12-32	.375	16-20	.800	11-34	45	18	16	10	3	5	90	
Nebraska	17-60	.283	5-33	.152	15-21	.714	13-22	35	20	3	15	3	6	54	L
No. 17 Michigan State	29-56	.518	7-23	.304	19-26	.731	9-20	29	21	12	13	5	6	84	
at Nebraska	27-55	.491	9-19	.474	14-19	.737	9-22	31	21	12	18	1	4	77	L
Indiana	30-65	.462	9-24	.375	15-25	.600	12-29	41	14	14	8	3	4	84	
at Nebraska	26-57	.456	9-23	.391	15-22	.682	5-25	30	19	16	9	2	4	76	L
at Michigan State	23-59	.390	6-23	.261	14-16	.875	12-35	47	24	16	22	7	7	66	
Nebraska	21-58	.362	3-17	.175	11-24	.458	10-24	34	18	11	17	6	12	56	L
at Minnesota	27-72	.375	8-36	.222	17-22	.773	16-30	46	24	15	11	4	4	79	
Nebraska	21-57	.368	3-15	.200	16-25	.640	11-32	43	22	12	18	5	6	61	L
No. 21 Wisconsin	20-62	.323	9-32	.281	12-17	.706	10-28	38	16	12	8	3	9	61	
at Nebraska	18-49	.367	5-15	.333	7-17	.412	8-33	41	19	13	17	2	5	48	L
No. 6 Illinois	28-58	.483	7-21	.333	14-22	.636	9-30	39	19	15	13	8	6	77	
Nebraska	24-65	.369	7-20	.350	17-25	.680	15-25	40	20	12	13	5	7	72	L (OT)
at Penn State	21-65	.323	9-31	.290	10-12	.833	13-26	39	9	13	12	3	7	61	
Nebraska	27-56	.482	7-19	.368	1-3	.333	5-30	35	12	19	16	6	7	62	W

2020-21 SUPERLATIVES

2020-21 NEBRASKA TEAM GAME HIGHS

POINTS	110	DOANE (12/17/20)
	102	MCNEESE (11/25/20)
FIELD GOALS MADE	41	DOANE (12/17/20)
	36	MCNEESE (11/25/20)
FIELD GOAL ATTEMPTS	74	DOANE (12/17/20)
	72	MCNEESE (11/25/20)
FIELD GOAL PERCENTAGE	.554 (9-19)	DOANE (12/17/20)
	.500 (36-72)	MCNEESE (11/25/20)
3 PT FIELD GOALS MADE	12	DOANE (12/17/20)
	11	at Creighton (12-11-20)
3 PT FG ATTEMPTS	41	NEVADA (11/26/20)
	33	at Ohio St. (12/30/20)
	33	DOANE (12/17/20)
3 PT FG PERCENTAGE	.474 (9-19)	MICHIGAN ST. (01/02/21)
	.423 (11-26)	at Creighton (12-11-20)
FREE THROWS MADE	21	SOUTH DAKOTA (12/01/20)
	21	NEVADA (11/26/20)
FREE THROW ATTEMPTS	30	SOUTH DAKOTA (12/01/20)
	30	NEVADA (11/26/20)
FREE THROW PERCENTAGE	.737 (14-19)	MICHIGAN ST. (01/02/21)
	.714 (15-21)	at Ohio St. (12/30/20)
REBOUNDS	55	DOANE (12/17/20)
	46	SOUTH DAKOTA (12/01/20)
ASSISTS	25	DOANE (12/17/20)
	19	at Penn St. (02/14/21)
	19	MCNEESE (11/25/20)
STEALS	16	MCNEESE (11/25/20)
	12	at Michigan St. (02/06/21)
	12	NEVADA (11/26/20)
BLOCKED SHOTS	7	DOANE (12/17/20)
TURNOVERS	25	at Creighton (12-11-20)
FOULS	24	NEVADA (11/26/20)

2020-21 OPPONENT TEAM GAME HIGHS

POINTS	98	at Creighton (12-11-20)
	90	at Ohio St. (12/30/20)
FIELD GOALS MADE	38	at Creighton (12-11-20)
	31	at Ohio St. (12/30/20)
FIELD GOAL ATTEMPTS	73	at Creighton (12-11-20)
	72	at Minnesota (2/8/21)
	72	DOANE (12/17/20)
FIELD GOAL PERCENTAGE	.521 (38-73)	at Creighton (12-11-20)
	.518 (29-56)	MICHIGAN ST. (01/02/21)
3 PT FIELD GOALS MADE	14	at Creighton (12-11-20)
	13	DOANE (12/17/20)
3 PT FG ATTEMPTS	46	DOANE (12/17/20)
	36	at Minnesota (2/8/21)
3 PT FG PERCENTAGE	.467 (14-30)	at Creighton (12-11-20)
	.375 (12-32)	at Ohio St. (12/30/20)
	.375 (9-24)	INDIANA (01/10/21)
FREE THROWS MADE	19	MICHIGAN ST. (01/02/21)
	17	at Minnesota (2/8/21)
FREE THROW ATTEMPTS	26	MICHIGAN ST. (01/02/21)
	25	INDIANA (01/10/21)
FREE THROW PERCENTAGE	1.000 (15-15)	at Wisconsin (12/22/20)
	.875 (14-16)	at Michigan St. (02/06/21)
REBOUNDS	51	NORTH DAKOTA ST. (11/28/20)
	49	NEVADA (11/26/20)
ASSISTS	24	at Creighton (12-11-20)
	16	at Michigan St. (02/06/21)
	16	at Ohio St. (12/30/20)
	16	MICHIGAN (12/25/20)
STEALS	16	at Creighton (12-11-20)
	9	WISCONSIN (2/10/21)
BLOCKED SHOTS	8	ILLINOIS (02/12/21)
	7	at Michigan St. (02/06/21)
TURNOVERS	27	MCNEESE (11/25/20)
FOULS	27	NEVADA (11/26/20)

2020-21 NEBRASKA TEAM GAME LOWS

POINTS	48	WISCONSIN (2/10/21)
	53	at Wisconsin (12/22/20)
FIELD GOALS MADE	17	at Ohio St. (12/30/20)
	18	NEVADA (11/26/20)
	18	at Wisconsin (12/22/20)
	18	WISCONSIN (2/10/21)
FIELD GOAL ATTEMPTS	49	WISCONSIN (2/10/21)
	54	at Wisconsin (12/22/20)
FIELD GOAL PERCENTAGE	.283 (17-60)	at Ohio St. (12/30/20)
	.290 (18-62)	NEVADA (11/26/20)
3 PT FIELD GOALS MADE	3	at Michigan St. (02/06/21)
	3	at Minnesota (2/8/21)
3 PT FG ATTEMPTS	15	at Minnesota (2/8/21)
	15	WISCONSIN (2/10/21)
3 PT FG PERCENTAGE	.152 (5-33)	at Ohio St. (12/30/20)
	.176 (3-17)	at Michigan St. (02/06/21)
FREE THROWS MADE	1	at Penn St. (02/14/21)
	7	WISCONSIN (2/10/21)
FREE THROW ATTEMPTS	3	at Penn St. (02/14/21)
	15	GEORGIA TECH (12/09/20)
FREE THROW PERCENTAGE	.333 (1-3)	at Penn St. (02/14/21)
	.412 (7-17)	WISCONSIN (2/10/21)
REBOUNDS	30	INDIANA (01/10/21)
ASSISTS	3	at Ohio St. (12/30/20)
	6	MICHIGAN (12/25/20)
STEALS	3	GEORGIA TECH (12/09/20)
BLOCKED SHOTS	1	NEVADA (11/26/20)
	1	GEORGIA TECH (12/09/20)
	1	MICHIGAN ST. (01/02/21)
TURNOVERS	8	DOANE (12/17/20)
	8	MICHIGAN (12/25/20)
FOULS	11	DOANE (12/17/20)

2020-21 OPPONENT TEAM GAME LOWS

POINTS	55	MCNEESE (11/25/20)
	57	NORTH DAKOTA ST. (11/28/20)
FIELD GOALS MADE	20	NORTH DAKOTA ST. (11/28/20)
	20	WISCONSIN (2/10/21)
FIELD GOAL ATTEMPTS	50	NEVADA (11/26/20)
	55	MCNEESE (11/25/20)
	55	at Wisconsin (12/22/20)
FIELD GOAL PERCENTAGE	.290 (20-69)	NORTH DAKOTA ST. (11/28/20)
	.292 (21-72)	DOANE (12/17/20)
3 PT FIELD GOALS MADE	6	NEVADA (11/26/20)
	6	NORTH DAKOTA ST. (11/28/20)
	6	at Michigan St. (02/06/21)
3 PT FG ATTEMPTS	21	NEVADA (11/26/20)
	21	ILLINOIS (02/12/21)
3 PT FG PERCENTAGE	.222 (8-36)	at Minnesota (2/8/21)
	.250 (6-24)	NORTH DAKOTA ST. (11/28/20)
FREE THROWS MADE	6	MCNEESE (11/25/20)
	8	at Creighton (12-11-20)
FREE THROW ATTEMPTS	12	at Penn St. (02/14/21)
	13	at Creighton (12-11-20)
FREE THROW PERCENTAGE	.429 (6-14)	MCNEESE (11/25/20)
	.529 (9-17)	DOANE (12/17/20)
REBOUNDS	29	MICHIGAN ST. (01/02/21)
	34	GEORGIA TECH (12/09/20)
	34	DOANE (12/17/20)
ASSISTS	8	NORTH DAKOTA ST. (11/28/20)
	10	MCNEESE (11/25/20)
STEALS	0	at Wisconsin (12/22/20)
BLOCKED SHOTS	1	NEVADA (11/26/20)
	1	at Wisconsin (12/22/20)
TURNOVERS	8	INDIANA (01/10/21)
	8	WISCONSIN (2/10/21)
FOULS	9	at Penn St. (02/14/21)

2020-21 SUPERLATIVES

NEBRASKA WIN/LOSS MARGIN

	1	2	3	4	5	6	7	8	9	10	11	12	13	14	15	16	17	18	19	20	+20	
Husker Wins	1	0	0	0	0	0	1	0	0	0	0	0	0	0	0	0	0	0	0	0	0	3
Husker Losses	0	0	1	0	1	0	1	1	0	1	2	0	1	1	0	0	0	1	0	0	2	2

2020-21 NEBRASKA INDIVIDUAL GAME HIGHS

Points	26	Allen, Teddy at Creighton (12-11-20)
	25	Allen, Teddy vs Michigan (12/25/20)
Field Goals Made	10	Allen, Teddy vs Michigan St. (01/02/21)
	10	Allen, Teddy at Creighton (12-11-20)
Field Goal Att.	22	Allen, Teddy vs Michigan (12/25/20)
	20	McGowens, Trey vs Illinois (02/12/21)
	20	Allen, Teddy at Creighton (12-11-20)
FG Pct (min 5 made)	.778 (7-9)	Webster, Kobe vs Georgia Tech (12/09/20)
	.714 (5-7)	Walker, Derrick vs Indiana (01/10/21)
	.714 (5-7)	Banton, Dalano vs Doane (12/17/20)
	.714 (5-7)	Webster, Kobe vs Doane (12/17/20)
	.714 (5-7)	McGowens, Trey at Creighton (12-11-20)
	.714 (5-7)	Webster, Kobe vs McNeese (11/25/20)
3-Point FG Made	6	Webster, Kobe vs Georgia Tech (12/09/20)
	5	Mayen, Lat vs Indiana (01/10/21)
3-Point FG Att.	11	Banton, Dalano vs Nevada (11/26/20)
	10	Allen, Teddy vs Michigan (12/25/20)
	10	Allen, Teddy vs North Dakota St. (11/28/20)
3-Pt FG Pct (min 2 made)	1.000 (3-3)	McGowens, Trey at Creighton (12-11-20)
	1.000 (2-2)	McGowens, Trey vs Michigan St. (01/02/21)
	1.000 (2-2)	McGowens, Trey vs Michigan (12/25/20)
	1.000 (2-2)	McGowens, Trey vs McNeese (11/25/20)
Free Throws Made	9	Allen, Teddy vs Nevada (11/26/20)
	7	Ouedraogo, Yvan vs Doane (12/17/20)
	7	Allen, Teddy vs South Dakota (12/01/20)
Free Throw Att.	13	Allen, Teddy vs Nevada (11/26/20)
	11	Allen, Teddy vs South Dakota (12/01/20)
FT Pct (min 4 made)	1.000 (5-5)	Allen, Teddy vs Illinois (02/12/21)
	1.000 (4-4)	Stevenson, Shamiel vs Doane (12/17/20)
Rebounds	13	Ouedraogo, Yvan vs Doane (12/17/20)
	12	Mayen, Lat vs South Dakota (12/01/20)
Assists	10	Banton, Dalano vs Doane (12/17/20)
	8	Banton, Dalano vs North Dakota St. (11/28/20)
Steals	5	Allen, Teddy vs North Dakota St. (11/28/20)
	5	Allen, Teddy vs Nevada (11/26/20)
Blocked Shots	4	Banton, Dalano vs McNeese (11/25/20)
	3	Mayen, Lat at Wisconsin (12/22/20)
	3	Banton, Dalano vs Doane (12/17/20)
Turnovers	5	Allen, Teddy vs Wisconsin (2/10/21)
	5	Banton, Dalano at Minnesota (2/8/21)
	5	Stevenson, Shamiel at Minnesota (2/8/21)
	5	Banton, Dalano vs Georgia Tech (12/09/20)
Minutes	39	Allen, Teddy vs Indiana (01/10/21)
	38	Mayen, Lat vs Illinois (02/12/21)
	38	Banton, Dalano vs Nevada (11/26/20)

2020-21 OPPONENT INDIVIDUAL GAME HIGHS

Points	31	Ayo Dosunmu vs Illinois (02/12/21)
	27	Aaron Henry vs Michigan St. (01/02/21)
Field Goals Made	12	Ayo Dosunmu vs Illinois (02/12/21)
	10	Aaron Henry vs Michigan St. (01/02/21)
Field Goal Att.	23	Ayo Dosunmu vs Illinois (02/12/21)
	20	Myreon Jones at Penn St. (02/14/21)
FG Pct (min 5 made)	1.000 (5-5)	Zed Key at Ohio St. (12/30/20)
	1.000 (5-5)	Christian Bishop at Creighton (12-11-20)
3-Point FG Made	6	Justin Ahrens at Ohio St. (12/30/20)
	5	Marcus Zegarowski at Creighton (12-11-20)
3-Point FG Att.	11	Desmond Cambridge vs Nevada (11/26/20)
	10	Anthony Laravie vs Doane (12/17/20)
	10	Denzel Mahoney at Creighton (12-11-20)
3-Pt FG Pct (min 2 made)	.750 (3-4)	Trey Winkler vs Doane (12/17/20)
	.714 (5-7)	Marcus Zegarowski at Creighton (12-11-20)
Free Throws Made	9	Trayce Jackson-Davis vs Indiana (01/10/21)
	9	Grant Sherfield vs Nevada (11/26/20)
Free Throw Att.	14	Trayce Jackson-Davis vs Indiana (01/10/21)
	12	Kofi Cockburn vs Illinois (02/12/21)
	12	Grant Sherfield vs Nevada (11/26/20)
FT Pct (min 4 made)	1.000 (6-6)	Marcus Carr at Minnesota (2/8/21)
	1.000 (6-6)	Foster Loyer at Michigan St. (02/06/21)
	1.000 (6-6)	Seth Towns at Ohio St. (12/30/20)
	1.000 (5-5)	Marcus Zegarowski at Creighton (12-11-20)
	1.000 (4-4)	John Harrar at Penn St. (02/14/21)
	1.000 (4-4)	Nate Reuvers vs Wisconsin (2/10/21)
	1.000 (4-4)	Joshua Langford vs Michigan St. (01/02/21)
	1.000 (4-4)	Nate Reuvers at Wisconsin (12/22/20)
	1.000 (4-4)	Aleem Ford at Wisconsin (12/22/20)
	1.000 (4-4)	Rocky Kreuser vs North Dakota St. (11/28/20)
	1.000 (4-4)	K.J. Hymes vs Nevada (11/26/20)
Rebounds	15	Hunter Dickinson vs Michigan (12/25/20)
	13	Kofi Cockburn vs Illinois (02/12/21)
	13	Tyree Eady vs North Dakota St. (11/28/20)
Assists	8	Marcus Carr at Minnesota (2/8/21)
	7	Brad Davison at Wisconsin (12/22/20)
Steals	4	Ayo Dosunmu vs Illinois (02/12/21)
	4	Marcus Zegarowski at Creighton (12-11-20)
	4	Mitch Ballock at Creighton (12-11-20)
Blocked Shots	4	Kofi Cockburn vs Illinois (02/12/21)
	3	Liam Robbins at Minnesota (2/8/21)
	3	Trayce Jackson-Davis vs Indiana (01/10/21)
	3	Ryan Kalkbrenner at Creighton (12-11-20)
Turnovers	7	Collin Warren vs McNeese (11/25/20)
	6	Grant Sherfield vs Nevada (11/26/20)
Fouls	5	Liam Robbins at Minnesota (2/8/21)
	5	Joey Hauser at Michigan St. (02/06/21)
	5	Matt Hagedorn vs Doane (12/17/20)
	5	A.J. Plitzuweit vs South Dakota (12/01/20)
	5	K.J. Hymes vs Nevada (11/26/20)
	5	Dru Kuxhausen vs McNeese (11/25/20)

2020-21 RECORD BY STARTING LINEUP

No.	Starting Lineup	Record
1.	Allen, Banton, Mayen, McGowens, Thorbjarnarson	4-3
2.	Allen, Banton, Mayen, McGowens, Ouedraogo	0-4
3.	Allen, Banton, Mayen, McGowens, Walker	1-4
4.	Banton, Lakes, Mayen, McGowens, Walker	0-1

RECAPS

Date	Opponent	Result	Record (B1G)	Attend.	Nebraska Individual Leaders			
					Points	Rebounds	Assists	Steals
11/25	McNeese State	W, 102-55	1-0 (0-0)	N/A	Allen, McGowens, Banton, Stevenson (14)	Ouedraogo (7)	Banton (6)	Allen, McGowens, Banton (3)
11/26	Nevada	L, 66-69	1-1 (0-0)	N/A	Banton (18)	Banton (7)	Banton (5)	Allen (5)
11/27	North Dakota State	W, 79-57	2-1 (0-0)	N/A	Allen (22)	Banton (9)	Banton (8)	Allen (5)
12/3	South Dakota	W, 76-69	3-1 (0-0)	N/A	Allen (23)	Mayen (12)	Mayen, McGowens (4)	Banton (3)
12/9	Georgia Tech	L, 64-75	3-2 (0-0)	N/A	Webster (20)	Banton, McGowens (9)	Banton (6)	Allen, Banton, Thorbjarnarson (1)
12/11	at No. 8 Creighton	L, 74-98	3-3 (0-0)	N/A	Allen (26)	Allen (9)	Thorbjarnarson (3)	Allen, Banton (2)
12/17	Doane	W, 110-64	4-3 (0-0)	N/A	Allen (16)	Ouedraogo (13)	Banton (10)	Allen, McGowens, Stevenson (2)
12/22	at No. 9 Wisconsin	L, 53-67	4-4 (0-1)	N/A	Banton (15)	Banton (8)	Banton (4)	Mayen (2)
12/25	No. 19 Michigan	L, 69-80	4-5 (0-2)	N/A	Allen (25)	Ouedraogo, Allen (6)	Banton (3)	McGowens (3)
12/30	at No. 25 Ohio State	L, 54-90	4-6 (0-3)	N/A	Allen (13)	Banton (8)	Allen (2)	Thorbjarnarson (2)
1/2	No. 17 Michigan State	L, 77-84	4-7 (0-4)	N/A	Allen (23)	Allen (6)	Banton (4)	Mayen, Ouedraogo, McGowens, Allen (1)
1/10	Indiana	L, 77-84	4-8 (0-5)	N/A	Allen (21)	Allen, McGowens, Banton (6)	Banton (7)	McGowens, Walker (2)
2/6	at Michigan State	L, 56-66	4-9 (0-6)	N/A	McGowens (13)	Banton (6)	McGowens (3)	McGowens (3)
2/8	at Minnesota	L, 61-78	4-10 (0-7)	N/A	Mayen (15)	Mayen, McGowens, Stevenson (6)	Banton (6)	Six players (1)
2/10	No. 21 Wisconsin	L, 48-61	4-11 (0-8)	N/A	Mayen (14)	Banton (10)	Banton (5)	Walker, Stevenson (2)
2/12	No. 6 Illinois	L, 72-77 (ot)	4-12 (0-9)	N/A	Mayen (16)	Walker, Allen (8)	Walker (3)	Thorbjarnarson (2)
2/14	at Penn State	W, 62-61	5-12 (1-9)	N/A	Allen (14)	Allen (6)	Banton (6)	McGowens (3)

THE LAST TIME...

	Nebraska...	A Nebraska Opponent...
Scored 100 or more points.....	110; vs. Doane, 12/17/20	107; at Minnesota, 3/08/2020
Scored 90 or more points.....	110; vs. Doane, 12/17/20	90; at Ohio State, 12/30/2020
Scored 41 to 50 points.....	48; Wisconsin, 2/10/21	50; Northwestern, 2/16/19
Scored 40 or fewer points.....	38; at Oregon, 12/15/12	38; Southwest Minnesota State, 12/28/18
Shot 70% from the field.....	.723; vs. UNC Wilmington 12/5/97 (34-47)	.723; Kansas, 2/2/85 (34-47)
Shot 60% from the field.....	.628; vs. Northwestern, 2/3/15 (27-43)	.630; Michigan, 3/5/17 (34-54)
Shot 90% from the free throw line (Min 10 attempts).....	.909; vs. Southwest Minnesota State, 12/28/18 (10-11)	1.000; at Wisconsin, 12/22/20 (15-15)
Made 10, 3-Point Field Goals.....	12; vs. Doane, 12/17/20 (12-33)	12; at Ohio State, 12/30/20 (12-32)
Had 60 rebounds.....	60; vs. Oral Roberts, 12/22/99	62; Colorado, 2/15/75
Had 50 rebounds.....	55; vs. Doane (12/17/20)	51, North Dakota State, 11/28/20
Had 30 assists.....	35, vs. Northeastern Illinois, 12/21/94	32; at Minnesota, 3/8/20
Had 15 steals.....	16, vs. McNeese State, 11/25/20	16; at Creighton, 12/11/2020
Had 10 blocked shots.....	14; at Northwestern, 1/2/18	12; vs. Indiana (BTT), 3/11/20
Had 10 or fewer turnovers.....	9; vs. Indiana (1/10/20)	8; vs. Wisconsin, 2/10/21
Had 20 or more turnovers.....	22; at Michigan, 3/5/20	22; at Michigan State, 2/6/21
Had three players with 20 points.....	vs. Iowa, 3/10/19	Michigan, 1/14/17
.....	(Palmer Jr. 27; Watson Jr. 23; Roby 23)	(Wagner 23, Irvin 21, Walton 20)
Had three players with 10 rebounds.....	vs. Texas Tech, 1/19/00	at Kansas, 1/9/02
.....	(Bradford 16, Ffriend 12, Truscott 11)	(Collision 13, Gooden 12, Simien 10)
Had five players reach double-figure points.....	vs. Doane, 12/17/20	at Ohio State, 12/30/20
.....	(Allen-21; Mayen-15; Banton-10, McGowens-10; Walker-10)	(Ahrens-18; Key-14; Washington-13; Sueng-12; Towns-11)
Had a player score 40 points.....	41; Aleks Maric, vs. Kansas State, 2/13/07	41; Jarius Jackson, Texas Tech, 2/18/06
Had a player score 30 points.....	30; James Palmer Jr. vs. Rutgers (BTT), 3/13/19	31; Ayo Dosunmu, Illinois, 2/12/21
Had a player grab 15 rebounds.....	19; Yan Ouedraogo, 3/1/20	15; Hunter Dickinson, Michigan, 12/25/20
Had a player dish out 10 assists.....	10; Dalano Banton, 12/17/20	11; Marcus Carr, at Minnesota, 3/8/20
Had a player collect five steals.....	5; Teddy Allen vs. North Dakota State, 11/28/20	7; Josh Reeves, Penn State, 2/25/18
Had a player block five shots.....	5; Isaiah Roby vs. Maryland, 2/6/18	5; E.J. Liddel, Ohio State, 2/27/20
Had a player with a triple double.....	13 pt/11 reb/10 asst.; Dalano Banton vs. Doane, 12/17/20	

MISC REVIEW

Nebraska Record When:	All (W)	All (L)	H(W)	H(L)	A (W)	A (L)						
Ahead at Halftime	4	1	4	1	0	0	Rebounds are Even	0	0	0	0	0
Behind at Halftime	0	11	0	6	0	5	Committing More TOs than Opp	2	7	1	4	1
Tied at Halftime	1	0	0	0	1	0	Committing Fewer TOs than Opp	3	4	3	2	0
Bench Outscores Opponent's	4	4	3	3	1	1	Turnovers are Even	0	1	0	1	0
Opponent Bench Outscores NU	1	7	1	4	0	3	Leading with 5:00 left	5	1	4	1	1
Bench scoring is even	0	1	0	0	0	1	Trailing with 5:00 left	0	9	0	4	0
Shooting 50% or Better	2	0	2	0	0	0	Tied with 5:00 left	0	2	0	2	0
Shooting Under 50%	2	12	2	7	0	5	In Overtime	0	0	0	0	0
Opp. Shoots 50% or Better	1	3	0	2	1	1	Scoring 80 or more points	2	0	2	0	0
Opp. Shoots Under 50%	4	9	4	5	0	4	Scoring 61 to 79 points	3	8	2	6	1
Outshooting Opponent (pct.)	5	1	4	1	1	0	Scoring 60 or fewer points	0	4	0	1	0
Outshot by Opponent (pct.)	0	11	0	6	0	5	Allowing 80 or more points	0	5	0	3	0
Shooting is even	0	0	0	0	0	0	Allowing 61 to 79 points	3	7	2	4	1
Outrebounding Opponent	3	5	3	4	0	1	Allowing 60 or fewer points	2	0	2	0	0
Outrebounded by Opponent	2	7	1	3	1	4						

MISC REVIEW

Biggest margin of victory	47, McNeese State (11/25)	Largest halftime lead surrendered in loss	3, Nevada (11/26)
Biggest margin of defeat	36, at Ohio State (12/30)	Largest lead at any time	48, Doane (12/17)
Largest deficit overcome in win.....	8, at Penn State (2/12)	Largest deficit at any time	41, at Ohio State (12/30)
Largest halftime deficit overcome in win	None	Largest runs without opponent scoring	17, McNeese State (11/25)
Largest lead surrendered in loss.....	10, Nevada (11/26); at Wisconsin (12/22)	Largest opponent run without NU scoring.....	16, at Wisconsin (12/22)

SPECIALITY STATS

Opponent	NU-Opp Paint	NU-Opp off TO	NU-Opp 2nd Ch.	NU-Opp Bench	Largest Lead	Largest Deficit	Tip	1st Sub(s)
McNeese State	50-26	43-8	12-6	39-19	50 (2nd, 0:02)	-	W	Webster
Nevada	18-30	20-9	13-8	24-18	10 (2nd, 9:34)	9 (1st, 1:26)	L	Stevenson
North Dakota State	40-28	17-9	9-24	11-26	26 (2nd, 0:43)	-	L	Webster
South Dakota	24-18	12-16	8-6	24-12	18 (2nd, 6:01)	5 (1st, 15:24)	L	Stevenson
Georgia Tech	28-26	6-15	17-12	22-13	6 (2nd, 15:21)	13 (2nd, 0:59)	W	Webster
at No. 8 Creighton	26-40	13-38	9-12	11-29	3, (1st, 3:41)	27 (2nd, 6:42)	L	Ouedraogo
Doane	54-10	20-6	17-8	61-30	48 (2nd, 0:32)	1 (1st, 15:52)	W	Stevenson, Lakes, Webster
at No. 9 Wisconsin	20-22	9-10	3-8	6-12	10 (1st, 5:48)	18 (2nd, 4:55)	L	Thorbjarnarson
No. 19 Michigan	30-42	10-12	6-11	4-13	4 (1st, 15:34)	13 (2nd, 11:47)	L	Thorbjarnarson
at No. 25 Ohio State	22-30	2-21	14-15	18-48	2 (1st, 18:16)	41 (2nd, 9:41)	L	Andre
No. 17 Michigan State	36-32	15-16	9-14	13-26	3 (1st, 16:58)	17 (2nd, 17:34)	W	Thorbjarnarson, Webster
Indiana	34-34	10-11	3-16	10-15	3 (2nd, 7:57)	18 (1st, 10:03)	W	Andre
at Michigan State	36-16	17-9	5-7	20-20	1 (1st, 11:06)	16 (2nd, 16:33)	L	Ouedraogo
at Minnesota	30-26	13-19	7-11	26-20	-	20 (2nd, 0:48)	L	Ouedraogo
No. 21 Wisconsin	24-22	6-15	5-9	9-23	8 (1st, 10:01)	16 (2nd, 5:11)	L	Stevenson, Andre
No. 6 Illinois	32-38	10-7	18-9	16-5	9 (1st, 17:01)	5 (2nd, 15:39)	L	Stevenson, Andre
at Penn State	34-16	10-15	2-10	21-10	11 (2nd, 8:)	8 (1st, 10:52)	L	Andre

NEBRASKA SEASON/CAREER BESTS

#0 TEDDY ALLEN

Points
Season: 26 at Creighton (12/11)
Career: Same

Rebounds
Season: 9 at Creighton (12/11)
Career: Same

Field Goals
Season: 10 at Creighton (12/11); vs. Michigan State (1/2)
Career: Same

Field Goal Attempts
Season: 22 vs. Michigan (12/25/20)
Career: Same

3-Point Field Goals
Season: 3 six times, last vs. Wisconsin (2/10)
Career: Same

3-Point Field Goal Attempts
Season: 10 North Dakota St. (11/28); vs. Michigan (12/25/20)
Career: Same

Free Throws
Season: 9 vs. Nevada (11/26)
Career: Same

Free Throw Attempts
Season: 13 vs. Nevada (11/26)
Career: Same

Assists
Season: 3 at Penn State (2/12)
Career: Same

Steals
Season: 5 vs. Nevada (11/26); North Dakota State (11/28)
Career: Same

Blocks
Season: 1 vs. Georgia Tech (12/9)
Career: Same

Minutes Played
Season: 39 vs. Indiana (1/10)
Career: Same

#2 TREY MCGOWENS

Points
Season: 20 vs. Michigan State (1/2)
Career: Same

Rebounds
Season: 9 vs. Georgia Tech (12/9)
Career: Same

Field Goals
Season: 7 North Dakota State (11/28)
Career: Same

Field Goal Attempts
Season: 20 vs. Illinois (2/12)
Career: Same

3-Point Field Goals
Season: 3 at Creighton (12/11)
Career: Same

3-Point Field Goal Attempts
Season: 5 North Dakota State (11/28)
Career: Same

Free Throws
Season: 6 vs. South Dakota (12/1); vs. Michigan State (1/2)
Career: Same

Free Throw Attempts
Season: 9 at Wisconsin (12/22/20)
Career: Same

Assists
Season: 4 at Penn State (2/12)
Career: Same

Steals
Season: 3 four times, last at Penn State (2/12)
Career: Same

Blocks
Season: 1 North Dakota State (11/28); at Penn State (2/12)
Career: Same

Minutes Played
Season: 35 vs. Illinois (2/12)
Career: Same

#3 ELIJAH WOOD

Points
Season: 8 vs. Doane (12/17)
Career: Same

Rebounds
Season: 3 vs. Doane (12/17)
Career: Same

Field Goals
Season: 3 vs. Doane (12/17)
Career: Same

Field Goal Attempts
Season: 5 vs. Doane (12/17)
Career: Same

3-Point Field Goals
Season: 2 vs. Doane (12/17)
Career: Same

3-Point Field Goal Attempts
Season: 4 vs. Doane (12/17)
Career: Same

Free Throws
Season: None
Career: Same

Free Throw Attempts
Season: None
Career: Same

Assists
Season: 2 vs. McNeese State (11/25)
Career: Same

Steals
Season: 1 North Dakota State (11/28);
Career: Same

Blocks
Season: None
Career: Same

Minutes Played
Season: 12 vs. Doane (12/17)
Career: Same

#4 SHAMIEL STEVENSON

Points
Season: 14 vs. McNeese State (11/25); at Minnesota (2/8/21)
Career: Same

Rebounds
Season: 6 vs. McNeese State (11/25); at Minnesota (2/8/21)
Career: Same

Field Goals
Season: 5 at Minnesota (2/8/21)
Career: Same

Field Goal Attempts
Season: 10 at Minnesota (2/8/21)
Career: Same

3-Point Field Goals
Season: 1 vs. Doane (12/17); vs. Illinois (2/12)
Career: Same

3-Point Field Goal Attempts
Season: 3 at Creighton (12/11)
Career: Same

Free Throws
Season: 6 vs. McNeese State (11/25)
Career: Same

Free Throw Attempts
Season: 8 vs. McNeese State (11/25)
Career: Same

Assists
Season: 3 vs. Doane (12/17)
Career: Same

Steals
Season: 2 three times, last vs. Wisconsin (2/10)
Career: Same

Blocks
Season: 2 at Minnesota (2/8/21)
Career: Same

Minutes Played
Season: 31 at Minnesota (2/8/21)
Career: Same

#10 KOBE WEBSTER

Points
Season: 20 vs. Georgia Tech (12/9)
Career: Same

Rebounds
Season: 4 three times, last at Penn State (2/12)
Career: Same

Field Goals
Season: 7 vs. Georgia Tech (12/9)
Career: Same

Field Goal Attempts
Season: 11 vs. South Dakota (12/1)
Career: Same

3-Point Field Goals
Season: 6 vs. Georgia Tech (12/9)
Career: Same

3-Point Field Goal Attempts
Season: 7 vs. South Dakota (12/1); vs. Georgia Tech (12/9)
Career: Same

Free Throws
Season: 3 vs. Nevada (11/26)
Career: Same

Free Throw Attempts
Season: 4 vs. Nevada (11/26)
Career: Same

Assists
Season: 2 five times, last at Wisconsin (12/22/20)
Career: Same

Steals
Season: 3 vs. Nevada (11/26)
Career: Same

Blocks
Season: 1 at Creighton (12/11)
Career: Same

Minutes Played
Season: 35 vs. Michigan State (1/2)
Career: Same

#11 LAT MAYEN

Points
Season: 16 vs. Illinois (2/12)
Career: Same

Rebounds
Season: 12 vs. South Dakota (12/1)
Career: Same

Field Goals
Season: 6 vs. Wisconsin (2/10)
Career: Same

Field Goal Attempts
Season: 12 vs. Wisconsin (2/10); vs. Illinois (2/12)
Career: Same

3-Point Field Goals
Season: 5 vs. Indiana (1/10)
Career: Same

3-Point Field Goal Attempts
Season: 9 vs. Nevada (11/26); vs. Indiana (1/10)
Career: Same

Free Throws
Season: 3 vs. Illinois (2/12)
Career: Same

Free Throw Attempts
Season: 3 vs. Nevada (11/26); vs. Illinois (2/12)
Career: Same

Assists
Season: 4 vs. South Dakota (12/1)
Career: Same

Steals
Season: 2 at Wisconsin (12/22)
Career: Same

Blocks
Season: 3 at Wisconsin (12/22/20)
Career: Same

Minutes Played
Season: 37 vs. Illinois (2/12)
Career: Same

#13 DERRICK WALKER

Points
Season: 10 vs. Indiana (1/10)
Career: Same

Rebounds
Season: 8 vs. Illinois (2/12)
Career: Same

Field Goals
Season: 5 vs. Indiana (1/10)
Career: Same

Field Goal Attempts
Season: 7 vs. Indiana (1/10)
Career: Same

3-Point Field Goals
Season: None
Career: Same

3-Point Field Goal Attempts
Season: None
Career: Same

Free Throws
Season: 2 at Michigan State (2/6/21); at Minnesota (2/8/21)
Career: Same

Free Throw Attempts
Season: 4 at Michigan State (2/6/21); at Minnesota (2/8/21)
Career: Same

Assists
Season: 3 vs. Illinois (2/12)
Career: Same

Steals
Season: 2 vs. Indiana (1/10); vs. Wisconsin (2/10)
Career: Same

Blocks
Season: 2 at Michigan State (2/6); vs. Illinois (2/12)
Career: Same

Minutes Played
Season: 26 vs. Indiana (1/10); at Penn State (2/12)
Career: Same

#14 TREVOR LAKES

Points
Season: 12 vs. Doane (12/17)
Career: Same

Rebounds
Season: 6 vs. Doane (12/17)
Career: Same

Field Goals
Season: 4 vs. Doane (12/17)
Career: Same

Field Goal Attempts
Season: 5 vs. Doane (12/17)
Career: Same

3-Point Field Goals
Season: 4 vs. Doane (12/17)
Career: Same

3-Point Field Goal Attempts
Season: 5 vs. Doane (12/17)
Career: Same

Free Throws
Season: None
Career: Same

Free Throw Attempts
Season: 1 vs. Doane (12/17)
Career: Same

Assists
Season: 2 vs. Doane (12/17)
Career: Same

Steals
Season: 1 at Ohio State (12/30)
Career: Same

Blocks
Season: 1 at Wisconsin (12/22/20)
Career: Same

Minutes Played
Season: 26 vs. Doane (12/17)
Career: Same

NEBRASKA SEASON/CAREER BESTS

#21 JACE PIATKOWSKI

Points
Season: 3 vs. McNeese State (11/25)
Career: Same

Rebounds
Season: 1 North Dakota State (11/28)
Career: Same

Field Goals
Season: vs. McNeese State (11/25)
Career: Same

Field Goal Attempts
Season: 1 vs. McNeese State (11/25)
Career: Same

3-Point Field Goals
Season: 1 vs. McNeese State (11/25)
Career: Same

3-Point Field Goal Attempts
Season: 1 vs. McNeese State (11/25)
Career: Same

Free Throws
Season: None
Career: Same

Free Throw Attempts
Season: None
Career: Same

Assists
Season: None
Career: Same

Steals
Season: None
Career: Same

Blocks
Season: None
Career: Same

Minutes Played
Season: 4 vs. McNeese State (11/25)
Career: Same

#24 YVAN OUEDRAOGO

Points
Season: 13 vs. Doane (12/17)
Career: same

Rebounds
Season: 13 vs. Doane (12/17)
Career: 19 vs. Northwestern (3/1)

Field Goals
Season: 3 four times, last vs. Michigan State (1/2)
Career: 5 at Illinois (2/24/20); vs. Northwestern (3/1)

Field Goal Attempts
Season: 12 vs. McNeese State (11/25)
Career: same

3-Point Field Goals
Season: None
Career: Same

3-Point Field Goal Attempts
Season: None
Career: Same

Free Throws
Season: 7 vs. Doane (12/17)
Career: same

Free Throw Attempts
Season: 10 vs. Doane (12/17)
Career: same

Assists
Season: 2 at Creighton (12/11)
Career: 3 vs. Iowa (1/7/20)

Steals
Season: 2 vs. McNeese State (11/25)
Career: 2 five times, last vs. McNeese State (11/25)

Blocks
Season: 2 three times, last at Wisconsin (12/22/20)
Career: 2, five times, last at Wisconsin (12/22/20)

Minutes Played
Season: 29 vs. Michigan (12/25/20)
Career: 38 vs. Northwestern (3/1)

#33 AKOL AROP

Points
Season: None
Career: 5 at Michigan (3/5/20); at Minnesota (3/8/20)

Rebounds
Season: None
Career: 6 at Michigan (3/5/20)

Field Goals
Season: None
Career: 2 four times, last at Minnesota (3/8/20)

Field Goal Attempts
Season: None
Career: 5 at Michigan (3/5/20)

3-Point Field Goals
Season: None
Career: 1 at Minnesota (3/8/20)

3-Point Field Goal Attempts
Season: None
Career: 1 vs. UC Riverside (11/5/20); at Minnesota (3/8/20)

Free Throws
Season: None
Career: 2 at Creighton (12/7/20)

Free Throw Attempts
Season: None
Career: 2 at Creighton (12/7/20); Michigan State (2/20/20)

Assists
Season: None
Career: 1 vs. Penn State (1/1/20)

Steals
Season: None
Career: 1 four times, last at Minnesota (3/8/20)

Blocks
Season: None
Career: 2 vs. Indiana (3/11/20)

Minutes Played
Season: None
Career: 20 at Michigan (3/5/20); at Minnesota (3/8/20)

#34 THORIR THORBJARNARSON

Points
Season: 8 four times, last vs. Illinois (2/12)
Career: 17 three times, last at Rutgers (1/24/20)

Rebounds
Season: 7 vs. Georgia Tech (12/9)
Career: 10 vs. Wisconsin (1/29/18)

Field Goals
Season: 3 three times, last vs. Illinois (2/12)
Career: 7 at Indiana (12/13/19)

Field Goal Attempts
Season: 9 vs. McNeese State (11/25)
Career: 12 at Indiana (12/13/20)

3-Point Field Goals
Season: 2 three times, last vs. Illinois (2/12)
Career: 5 at Ohio State (1/14/20); at Rutgers (1/24/20)

3-Point Field Goal Attempts
Season: 5 three times, last at Wisconsin (12/22/20)
Career: 8 three times, last at Maryland (2/11/20)

Free Throws
Season: 2 vs. Doane (12/17)
Career: 5 vs. Purdue (12/15/19)

Free Throw Attempts
Season: 2 vs. Doane (12/17)
Career: 6 vs. Purdue (12/15/19)

Assists
Season: 5 vs. Georgia Tech (12/9)
Career: 5 vs. Rutgers (1/4/20); vs. Georgia Tech (12/9)

Steals
Season: 3 vs. North Dakota State (11/28)
Career: 5 vs. Maryland (3/14/19)

Blocks
Season: None
Career: 2 vs. Iowa (3/10/19); vs. Northwestern (3/1/20)

Minutes Played
Season: 32 at Creighton (12/11)
Career: 42 vs. Northwestern (3/1/20)

#35 EDUARDO ANDRE

Points
Season: 9 vs. Doane (12/17)
Career: Same

Rebounds
Season: 4 vs. Doane (12/17)
Career: Same

Field Goals
Season: 4 vs. Doane (12/17)
Career: Same

Field Goal Attempts
Season: 4 vs. Doane (12/17)
Career: Same

3-Point Field Goals
Season: None
Career: Same

3-Point Field Goal Attempts
Season: None
Career: Same

Free Throws
Season: 2 vs. Illinois (2/12)
Career: Same

Free Throw Attempts
Season: 2 vs. Doane (12/17); vs. Illinois (2/12)
Career: Same

Assists
Season: 2 at Minnesota (2/8/21)
Career: Same

Steals
Season: None
Career: Same

Blocks
Season: 2 vs. Doane (12/17)
Career: Same

Minutes Played
Season: 14 vs. Doane (12/17)
Career: Same

#44 BRET PORTER

Points
Season: None
Career: Same

Rebounds
Season: 1 vs. McNeese State (11/25)
Career: oals

Field Goals
Season: None
Career: Same

Field Goal Attempts
Season: None
Career: Same

3-Point Field Goals
Season: None
Career: Same

3-Point Field Goal Attempts
Season: None
Career: Same

Free Throws
Season: None
Career: Same

Free Throw Attempts
Season: None
Career: Same

Assists
Season: None
Career: Same

Steals
Season: None
Career: Same

Blocks
Season: 1 vs. North Dakota State (11/28)
Career: Same

Minutes Played
Season: 3 vs. McNeese State (11/25)
Career: Same

#45 DALANO BANTON

Points
Season: 18 vs. Nevada (11/26)
Career: Same

Rebounds
Season: 11 vs. Doane (12/17)
Career: Same

Field Goals
Season: 7 vs. Michigan (12/25/20)
Career: Same

Field Goal Attempts
Season: 17 vs. Nevada (11/26)
Career: Same

3-Point Field Goals
Season: 3 vs. Nevada (11/26); at Wisconsin (12/22/20)
Career: Same

3-Point Field Goal Attempts
Season: 11 vs. Nevada (11/26)
Career: Same

Free Throws
Season: 6 vs. McNeese State (11/25)
Career: Same

Free Throw Attempts
Season: 8 vs. McNeese State (11/25)
Career: Same

Assists
Season: 10 vs. Doane (12/17)
Career: Same

Steals
Season: 3 vs. McNeese State (11/25); vs. South Dakota (12/1)
Career: Same

Blocks
Season: 4 vs. McNeese State (11/25)
Career: Same

Minutes Played
Season: 37 vs. Nevada (11/26)
Career: Same



#0 TEDDY ALLEN | 6-6 | 223 | Jr. | G | Mesa, Ariz.

CAREER STATS

Year	GP	GS	Total		FG		3FG		FTA		Rebounds				PF		Ast		Blk		Stl		Pts	Avg	
			Min	Avg	Pct	Pct	Pct	Off	Def	Tot	Avg	PF	FO	Ast	TO	Blk	Stl								
2017-18*	35	0	417	11.9	91	195	.467	3	25	.120	59	80	.738	44	52	96	2.7	64	0	19	33	0	13	244	7.0
2020-21	16	16	444	27.8	94	219	.429	32	89	.360	45	65	.692	25	55	80	5.0	41	2	23	40	1	24	265	16.6
TOTAL	16	16	444	27.8	94	219	.429	32	89	.360	45	65	.692	25	55	80	5.0	41	2	23	40	1	24	265	16.6
<i>All*</i>	<i>51</i>	<i>16</i>	<i>861</i>	<i>16.9</i>	<i>185</i>	<i>414</i>	<i>.447</i>	<i>35</i>	<i>114</i>	<i>.307</i>	<i>104</i>	<i>145</i>	<i>.717</i>	<i>69</i>	<i>107</i>	<i>176</i>	<i>3.5</i>	<i>105</i>	<i>2</i>	<i>42</i>	<i>73</i>	<i>1</i>	<i>37</i>	<i>509</i>	<i>10.0</i>

* Statistics from West Virginia

2020-21 GAME BY GAME

Opponent	Date	GS	Min	TOTAL			3-PTS			FT	FTA	Pct	REBOUNDS				PF	FO	A	TO	Blk	Stl	Pts	Avg	
				FG	FGA	Pct	3FG	FGA	Pct				Off	Def	Tot	Avg									
McNeese State	11/25/20	*	24	6	10	.600	1	2	.500	1	3	.333	1	4	5	5.0	2	0	2	2	0	3	14	14.0	
Nevada	11/26/20	*	28	3	11	.273	2	7	.286	9	13	.692	4	2	6	5.5	3	0	1	0	0	5	17	15.5	
North Dakota State	11/28/20	*	31	9	17	.529	3	10	.300	1	3	.333	0	7	7	6.0	2	0	2	1	0	5	22	17.7	
South Dakota	12/1/20	*	22	7	15	.467	2	5	.400	7	11	.636	3	2	5	5.8	3	0	1	4	0	1	23	19.0	
Georgia Tech	12/9/20	*	32	4	16	.250	0	5	.000	2	2	1.000	3	0	3	5.2	1	0	1	2	1	1	10	17.2	
at No. 8 Creighton	12/11/20	*	30	10	20	.500	3	6	.500	3	4	.750	5	4	9	5.8	2	0	2	4	0	2	26	18.7	
Doane	12/17/20	*	18	7	14	.500	2	7	.286	0	0	.000	1	4	5	5.7	1	0	1	2	0	2	16	18.3	
at No. 9 Wisconsin	12/22/20	*	25	4	9	.444	3	5	.600	0	2	.000	0	1	1	5.1	5	1	1	3	0	1	11	17.4	
No. 19 Michigan	12/25/20	*	34	9	22	.409	3	10	.300	4	5	.800	1	5	6	5.2	2	0	0	2	0	0	25	18.2	
at No. 25 Ohio State	12/30/20	*	22	3	9	.333	2	5	.400	5	6	.833	0	3	3	5.0	4	0	2	2	0	0	13	17.7	
No. 17 Michigan State	1/2/21	*	26	10	18	.556	3	7	.429	0	0	.000	2	4	6	5.1	3	0	1	3	0	1	23	18.2	
Indiana	1/10/21	*	39	6	15	.400	3	8	.375	6	7	.857	0	5	5	5.1	5	1	1	3	0	0	21	18.4	
at Michigan State	2/6/21	*	23	1	10	.100	0	2	.000	1	2	.500	1	2	3	4.9	2	0	2	3	0	2	3	17.2	
at Minnesota	2/8/21	DNP																							
No. 21 Wisconsin	2/10/21	*	25	4	10	.400	3	5	.600	1	2	.500	1	1	2	4.7	4	0	2	5	0	0	12	16.9	
No. 6 Illinois	2/12/21	*	36	5	12	.417	0	1	.000	5	5	1.000	3	5	8	4.9	1	0	1	2	0	1	15	16.7	
at Penn State	2/14/21	*	34	6	11	.545	2	4	.500	0	0	.000	0	6	6	5.0	1	0	3	2	0	0	14	16.6	
Totals			16	444	94	219	.429	32	89	.360	45	65	.692	25	55	80	5.0	41	2	23	40	1	24	265	16.6

NOTING ALLEN

- Junior college transfer who is a prolific scorer who ranks among Big Ten leaders in scoring and steals
- Led NU with 14 points, and six rebounds at Penn State, as his basket with 12.3 seconds left gave NU a 62-61 win
- Nearly recorded a double-double with 15 points and eight rebonds against No. 6 Illinois
- Matched his season high with three 3-pointers in a 12-point effort against No. 21 Wisconsin
- Was held to a season-low three points on 1-of-10 shooting at Michigan State, snapping a streak of 13 straight games in double figures
- Led Nebraska with 21 points and five rebounds in the loss to Indiana - his sixth 20-point game in 2020-21
- Paced Nebraska with 23 points, including 19 in the second half, against No. 17 Michigan State
- Scored 21 of his 25 points in the first half against No. 19 Michigan, while adding six boards in 34 minutes
- Had career bests of 26 points and nine rebounds at No. 8 Creighton
- Led NU with 23 points on 7-of-15 shooting and five boards against South Dakota
- Totaled 17 of his 22 points in the second half against North Dakota State, as he also had seven boards and five steals
- Finished with 17 points, six boards and a career high five steals against Nevada
- Tied for team-high honors with 14 points and added three steals and five boards in a win over McNeese State
- Rated the No. 8 JUCO player nationally as he averaged 31.4 ppg, 7.4 rpg, 3.7 apg and 1.6 spg at Western Nebraska Community College
- Led the nation in field goals and ranked in top 10 nationally in free throws made (third), attempted (third) and percentage (88.1, eighth)
- Posted 17 games with 30+ points including four games of at least 40 points in his lone season at the school
- Began college career at West Virginia, playing in 35 games and averaging 7.0 points and 2.7 rebounds per game
- Had three 20-point efforts, including a pair in Big 12 play (vs. Kansas State, Oklahoma)
- Averaged 11.3 ppg on 55 percent shooting in three NCAA Tournament games, including 10 points in the Sweet 16 against eventual NCAA champion Villanova
- Gatorade Player of the Year at Boys Town High School, averaging 31.6 points, 12.8 rebounds, 4.1 assists and 3.3 steals per game
- Senior year was highlighted by a quadruple-double (33 points, 18 rebounds, 10 assists and 11 steals)
- Younger brother (Timmy) earned second-team All-Pac 12 honors at Utah in 2019-20


MISC. STATS

Category	2020-21	Career*
Double-Figure Scoring	15	27
Double-Figure Rebounding	0	0
Double-Figure Assists	0	0
Double-Doubles	0	0
Led NU in Scoring	10	10
Led NU in Rebounding	4	4
Led NU in Assists	1	1
20+ Point Games	6	9
30+ Point Games	0	0

*-Includes West Virginia

TOP PERFORMANCES OF 2020-21

Category	No.	Opponent (Date)
Points	26	at Creighton (12/11)
	25	Michigan (12/25)
	23	South Dakota (12/1)
	23	Michigan State (1/2)
Rebounds	9	at Creighton (12/11)
	8	Illinois (2/12)
	7	North Dakota State (11/28)
Assists	3	at Penn State (2/14)
	2	Six times
Steals	5	North Dakota State (11/28)
	5	Nevada (11/26)



#2 TREY MCGOWENS | 6-4 | 191 | Jr. | G | Pendleton, S.C.

CAREER STATS

Year	GP	GS	Min	Avg	Total					Rebounds					PF	FO	Ast	TO	Blk	Stl	Pts	Avg			
					FG	FGA	Pct	3FG	3FGA	Pct	FT	FTA	Pct	Off									Def	Tot	Avg
2018-19*	33	32	918	27.8	113	271	.417	32	98	.327	126	165	.764	20	85	105	3.2	93	3	55	80	3	64	384	11.6
2019-20*	33	32	1110	33.6	124	338	.367	41	132	.311	91	126	.722	15	93	108	3.3	78	1	118	94	2	63	380	11.5
2020-21	17	17	490	28.8	61	160	.381	16	43	.372	49	76	.645	12	59	71	4.2	42	1	35	37	2	25	187	11.0
TOTAL	17	17	490	28.8	61	160	.381	16	43	.372	49	76	.645	12	59	71	4.2	42	1	35	37	2	25	187	11.0
All*	83	81	2518	30.3	298	769	.388	89	273	.326	266	367	.725	47	237	284	3.4	213	5	208	211	7	152	951	11.5*

Statistics from Pittsburgh

2020-21 GAME BY GAME

Opponent	Date	GS	Min	TOTAL			3-PTS			FT	FTA	Pct	REBOUNDS				PF	FO	A	TO	Blk	Stl	Pts	Avg	
				FG	FGA	Pct	3FG	FGA	Pct				Off	Def	Tot	Avg									
McNeese State	11/25/20	*	19	5	9	.556	2	2	1.000	2	3	.667	1	2	3	3.0	3	0	3	2	0	3	14	14.0	
Nevada	11/26/20	*	23	0	5	.000	0	3	.000	0	0	.000	1	1	2	2.5	4	0	2	2	0	0	0	7.0	
North Dakota State	11/28/20	*	34	7	14	.500	2	5	.400	3	4	.750	1	4	5	3.3	2	0	1	3	1	1	19	11.0	
South Dakota	12/1/20	*	30	3	9	.333	1	4	.250	6	7	.857	0	6	6	4.0	4	0	0	2	0	1	13	11.5	
Georgia Tech	12/9/20	*	32	2	9	.222	0	3	.000	2	6	.333	1	8	9	5.0	5	1	1	3	0	0	6	10.4	
at No. 8 Creighton	12/11/20	*	28	5	7	.714	3	3	1.000	2	5	.400	0	2	2	4.5	2	0	0	4	0	1	15	11.2	
Doane	12/17/20	*	21	4	9	.444	0	3	.000	0	1	.000	0	1	1	4.0	0	0	3	0	0	2	8	10.7	
at No. 9 Wisconsin	12/22/20	*	30	2	7	.286	1	2	.500	5	9	.556	2	4	6	4.3	2	0	0	1	0	1	10	10.6	
No. 19 Michigan	12/25/20	*	29	4	11	.364	2	2	1.000	5	6	.833	0	4	4	4.2	3	0	1	0	0	3	15	11.1	
at No. 25 Ohio State	12/30/20	*	26	2	5	.400	1	2	.500	1	2	.500	1	0	1	3.9	1	0	0	3	0	1	6	10.6	
No. 17 Michigan State	1/2/21	*	33	6	10	.600	2	2	1.000	6	7	.857	0	5	5	4.0	4	0	2	3	0	1	20	11.5	
Indiana	1/10/21	*	37	3	10	.300	0	2	.000	4	5	.800	1	5	6	4.2	3	0	6	1	0	2	10	11.3	
at Michigan State	2/6/21	*	32	5	9	.556	0	1	.000	3	5	.600	0	4	4	4.2	2	0	3	3	0	3	13	11.5	
at Minnesota	2/8/21	*	30	2	9	.222	0	1	.000	3	5	.600	2	4	6	4.3	3	0	3	3	0	1	7	11.1	
No. 21 Wisconsin	2/10/21	*	29	2	8	.250	0	1	.000	2	4	.500	0	4	4	4.3	0	0	2	2	0	1	6	10.8	
No. 6 Illinois	2/12/21	*	35	5	20	.250	1	4	.250	4	6	.667	2	3	5	4.3	3	0	2	3	0	1	15	11.1	
at Penn State	2/14/21	*	23	4	9	.444	1	3	.333	1	1	1.000	0	2	2	4.2	1	0	4	3	1	3	10	11.0	
Totals			17	490	61	160	.381	16	43	.372	49	76	.645	12	59	71	4.2	42	1	35	37	2	25	187	11.0

NOTING MCGOWENS


- Athletic guard who is among the Big Ten leaders in steals (1.5 spg) in his first season at Nebraska
- Had 10 points, four assists and three steals in the win at Penn State
- Tallied 15 points and five rebounds against No. 6 Illinois
- Led NU in points (13), assists (three) and steals (three) in the loss at Michigan State
- Totaled 10 points, six rebounds and a career-high six assists and a pair of steals against Indiana
- Posted his first 20-point game as a Husker with 20 points on 6-of-10 shooting, including 2-of-2 from 3-point range, and five rebounds against No. 17 Michigan State
- Tallied 15 points, including a pair of 3-pointers, four rebounds and a game-high three steals vs. No. 19 Michigan
- Finished with 10 points, six rebounds and a pair of assists at No. 9 Wisconsin
- Had 15 points, including 3-of-3 from 3-point range, and a steal on 28 minutes vs. No. 8 Creighton
- Tallied 13 points and a season-high six rebounds in the win over South Dakota
- Scored 19 points, including a pair of 3-pointers and added five rebounds vs. North Dakota State
- Tied for team-high honors with 14 points while adding three assists and three steals in a win over McNeese State
- Was a two-year starter at Pittsburgh, starting 64 of 66 games at the school
- Averaged 11.5 points, 3.6 assists, 3.3 rebounds and 1.9 steals per game, as he ranked among ACC leaders in steals (fourth), assists (10th), assist-to-turnover ratio (15th, 1.26-to-1) and minutes played (13th, 33.8 per game)
- Posted 20 double-figure scoring games, including three games of at least 20 points (Robert Morris, Louisville, at North Carolina)
- Started 32 games as a freshman, averaging 11.6 points, 3.2 rebounds, 1.9 steals and 1.7 assists per game, finishing third in the ACC in steals per game
- Reached double figures 17 times and tied or set three single-game Pitt freshman records, including points (33), steals (7) and free throws (18)
- Scored a career-high 33 points against Louisville, going 12-of-19 from the field against the Cardinals
- Attended Hargrave (Va.) Military Academy as a senior, averaging 18.4 ppg, 6.3 apg, 5.4 rpg and 3.2 spg
- Led Wren (S.C.) High School to a 25-3 record and the AAAA State Championship game in 2017 after averaging 18.3 ppg, 6.8 apg, 4.3 rpg and 3.6 spg
- His father (Bobby) played football at Clemson before transferring to South Carolina State to play both football and basketball, finishing as the school's all-time receiving leader and helped the school make two NCAA Tournament appearances
- His mother (Pam) played basketball at Western Carolina and is a high school basketball coach
- His younger brother (Bryce) signed to play with Nebraska in 2021-22, and is ranked as high as No. 19 nationally in

MISC. STATS

Category	2020-21	Career
Double-Figure Scoring	11	48
Double-Figure Rebounding	0	0
Double-Figure Assists	0	0
Double-Doubles	0	0
Led NU in Scoring	2	2
Led NU in Rebounding	3	3
Led NU in Assists	1	1
20+ Point Games	1	8
30+ Point Games	0	3

TOP PERFORMANCES OF 2020-21

Category	No.	Opponent (Date)
Points	20	Michigan State (1/2)
	19	North Dakota State (11/28)
Rebounds	9	Georgia Tech (12/9)
	6	at Minnesota (2/8)
	6	Indiana (1/10)
	6	South Dakota (12/1)
	6	at Wisconsin (12/22)
Assists	6	Indiana (1/10)
	4	at Penn State (2/14)
Steals	3	at Michigan State (2/6)
	3	McNeese State (11/25)
	3	Michigan (12/25)
	3	at Penn State (2/14)



#3 ELIJAH WOOD | 6-5 | 174 | Fr. | G | Potomac, Md.

CAREER STATS		Total										Rebounds				PF FO Ast TO Blk Stl Pts Avg									
Year	GP	GS	Min	Avg	FG	FGA	Pct	3FG	3FGA	Pct	FT	FTA	Pct	Off	Def	Tot	Avg	PF	FO	Ast	TO	Blk	Stl	Pts	Avg
2020-21	7	0	30	4.3	3	11	.273	2	10	.200	0	0	.000	0	5	5	0.7	0	0	3	2	0	2	8	1.1
TOTAL	7	0	30	4.3	3	11	.273	2	10	.200	0	0	.000	0	5	5	0.7	0	0	3	2	0	2	8	1.1

2020-21 GAME BY GAME

Opponent	Date	GS	Min	TOTAL			3-PTS			FT	FTA	Pct	REBOUNDS				PF	FO	A	TO	Blk	Stl	Pts	Avg	
				FG	FGA	Pct	3FG	FGA	Pct				Off	Def	Tot	Avg									
McNeese State	11/25/20		9	0	2	.000	0	2	.000	0	0	.000	0	2	2	2.0	0	0	2	0	0	0	0	0	0.0
Nevada	11/26/20		DNP																						
North Dakota State	11/28/20		2	0	1	.000	0	1	.000	0	0	.000	0	0	0	1.0	0	0	0	1	0	1	0	0	0.0
South Dakota	12/1/20		DNP																						
Georgia Tech	12/9/20		DNP																						
at No. 8 Creighton	12/11/20		2	0	1	.000	0	1	.000	0	0	.000	0	0	0	0.7	0	0	0	1	0	0	0	0	0.0
Doane	12/17/20		12	3	5	.600	2	4	.500	0	0	.000	0	3	3	1.3	0	0	1	0	0	0	0	8	2.0
at No. 9 Wisconsin	12/22/20		0	0	0	.000	0	0	.000	0	0	.000	0	0	0	1.0	0	0	0	0	0	0	0	0	1.6
No. 19 Michigan	12/25/20		DNP																						
at No. 25 Ohio State	12/30/20		4	0	2	.000	0	2	.000	0	0	.000	0	0	0	0.8	0	0	0	0	0	1	0	0	1.3
No. 17 Michigan State	1/2/21		DNP																						
Indiana	1/10/21		DNP																						
at Michigan State	2/6/21		DNP																						
at Minnesota	2/8/21		DNP																						
No. 21 Wisconsin	2/10/21		1	0	0	.000	0	0	.000	0	0	.000	0	0	0	0.7	0	0	0	0	0	0	0	0	1.1
No. 6 Illinois	2/12/21		DNP																						
at Penn State	2/14/21		DNP																						
Totals			0	30	3	11	.273	2	10	.200	0	0	.000	0	5	5	0.7	0	0	3	2	0	2	8	1.1

NOTING WOOD


- Freshman guard who was originally going to go to Hargrave Military Academy, but reclassified into the class of 2020
- Played the final minute against No. 21 Wisconsin
- Had a steal in the final 4:13 at No. 25 Ohio State
- Enjoyed his best game of the year with eight points, including a 3-pointer to beat the first-half buzzer, three rebounds and an assist against Doane
 - Made his debut against McNeese State, dishing out two assists and grabbing a pair of rebounds in nine minutes
 - Spent senior year at Berkmar (Ga.) High School, averaging 10.0 ppg, 2.0 apg and 1.5 spg in helping the school to an 18-10 record and a Class AAAAAAA (largest class in Georgia) quarterfinal appearance
 - Averaged 11 ppg, 5.4 rpg, 4.1 apg and 1.8 bpg at Bethesda-Chevy Chase High School, reaching double figures 12 times and dishing out five or more assists eight times
 - Chose Nebraska over schools such as Florida, Mississippi, Providence and TCU after reclassifying in June
 - Father (Anthony) played at Hampton University, leading the team with 5.4 assists per game in 1988-89

MISC. STATS

Category	2020-21	Career
Double-Figure Scoring	0	0
Double-Figure Rebounding	0	0
Double-Figure Assists	0	0
Double-Doubles	0	0
Led NU in Scoring	0	0
Led NU in Rebounding	0	0
Led NU in Assists	0	0
20+ Point Games	0	0
30+ Point Games	0	0

TOP PERFORMANCES OF 2020-21

Category	No.	Opponent (Date)
Points	8	Doane (12/17)
Rebounds	3	Doane (12/17)
	2	McNeese State (11/25)
Assists	2	McNeese State (11/25)



#4 SHAMIEL STEVENSON | 6-6 | 245 | Jr. | G/F | Toronto, Ontario, Canada

CAREER STATS

Year	GP	GS	Min	Avg	Total					Rebounds				PF	FO	Ast	TO	Blk	Stl	Pts	Avg				
					FG	FGA	Pct	3FG	3FGA	Pct	FT	FTA	Pct									Off	Def	Tot	Avg
2017-18*	32	13	761	23.8	95	188	.505	15	40	.375	68	112	.607	27	114	141	4.4	50	2	33	72	8	16	273	8.5
2018-19*	4	0	32	8.0	7	12	.583	1	1	1.000	0	1	.000	0	7	7	1.8	3	0	1	3	1	3	15	3.8
2020-21	17	0	249	14.6	30	65	.462	2	18	.111	31	44	.705	10	32	42	2.5	29	0	12	31	6	12	93	5.5
TOTAL	53	13	1042	19.7	132	265	.498	18	59	.305	99	157	.631	37	153	190	3.6	82	2	46	106	15	31	381	7.2

*-Statistics from Pittsburgh

2020-21 GAME BY GAME

Opponent	Date	GS	Min	TOTAL			3-PTS			FT	FTA	Pct	REBOUNDS				PF	FO	A	TO	Blk	Stl	Pts	Avg
				FG	FGA	Pct	3FG	FGA	Pct				Off	Def	Tot	Avg								
McNeese State	11/25/20	22	4	4	1.000	0	0	.000	6	8	.750	3	3	6	6.0	3	0	2	0	0	2	14	14.0	
Nevada	11/26/20	21	3	5	.600	0	1	.000	3	3	1.000	0	3	3	4.5	3	0	0	2	0	0	9	11.5	
North Dakota State	11/28/20	12	1	3	.333	0	2	.000	1	2	.500	0	1	1	3.3	4	0	0	1	0	0	3	8.7	
South Dakota	12/1/20	27	4	7	.571	0	2	.000	3	5	.600	1	3	4	3.5	3	0	1	2	0	2	11	9.3	
Georgia Tech	12/9/20	16	1	2	.500	0	0	.000	0	0	.000	1	2	3	3.4	1	0	0	1	0	0	2	7.8	
at No. 8 Creighton	12/11/20	17	1	6	.167	0	3	.000	0	0	.000	1	2	3	3.3	2	0	1	2	0	0	2	6.8	
Doane	12/17/20	16	1	3	.333	1	2	.500	4	4	1.000	0	1	1	3.0	2	0	3	3	1	2	7	6.9	
at No. 9 Wisconsin	12/22/20	1	0	1	.000	0	1	.000	0	0	.000	0	0	0	2.6	0	0	0	1	0	0	0	6.0	
No. 19 Michigan	12/25/20	4	0	0	.000	0	0	.000	0	0	.000	0	1	1	2.4	1	0	0	0	0	0	0	5.3	
at No. 25 Ohio State	12/30/20	14	1	5	.200	0	3	.000	4	6	.667	0	0	0	2.2	1	0	0	2	1	0	6	5.4	
No. 17 Michigan State	1/2/21	5	0	1	.000	0	0	.000	0	0	.000	0	1	1	2.1	1	0	0	1	0	0	0	4.9	
Indiana	1/10/21	14	2	4	.500	0	0	.000	3	4	.750	0	1	1	2.0	0	0	1	1	0	0	7	5.1	
at Michigan State	2/6/21	19	3	7	.429	0	2	.000	2	4	.500	1	3	4	2.2	1	0	2	3	1	2	8	5.3	
at Minnesota	2/8/21	31	5	10	.500	0	1	.000	4	6	.667	2	4	6	2.4	4	0	0	5	2	1	14	5.9	
No. 21 Wisconsin	2/10/21	13	1	3	.333	0	0	.000	1	2	.500	0	5	5	2.6	2	0	0	2	0	2	3	5.7	
No. 6 Illinois	2/12/21	10	2	3	.667	1	1	1.000	0	0	.000	1	0	1	2.5	0	0	2	3	0	0	5	5.7	
at Penn State	2/14/21	8	1	1	1.000	0	0	.000	0	0	.000	0	2	2	2.5	1	0	0	2	1	1	2	5.5	
Totals		0	249	30	65	.462	2	18	.111	31	44	.705	10	32	42	2.5	29	0	12	31	6	12	93	5.5

NOTING STEVENSON


- Transfer who provides a physical presence and can play a number of frontcourt spots
- Finished with five points and two assists in 10 minutes against No. 6 Illinois
- Totaled three points, five rebounds and a pair of steals against No. 21 Wisconsin
- Tied season bests in points (14) and rebounds (six) in a season-high 31 minutes at Minnesota
- Gave the Huskers a strong effort off the bench at Michigan State with eight points, four boards, two assists and a pair of steals in 19 minutes - his most minutes since Dec. 1
- Provided a lift off the bench against Indiana with seven points and an assist in 14 minutes of work
- Had six points and a blocked shot in 14 minutes at No. 25 Ohio State
- Grabbed a rebound in four minutes against No. 19 Michigan
- Tallied seven points and a season-high three assists in 16 minutes off the bench against Doane
- Had two points and three boards in 17 minutes at No. 8 Creighton
- Had two points and three rebounds in 16 minutes of work against Georgia Tech
- Keyed NU's win over South Dakota with 11 points, four rebounds and two steals in 27 minutes off the bench
- Totaled nine points and three boards in 21 minutes against Nevada
- Tied for game-high honors against McNeese State, hitting all four shots from the field and added six rebounds, two assists and two steals in 22 minutes
- Sat out the 2019-20 season following his NCAA appeal being denied on Nov. 26, 2019
- Played in 32 games, including 13 starts at Pittsburgh in 2017-18, averaging 8.5 points on 51 percent shooting and 4.4 rebounds per game to rank second on the Panthers in rebounds
- Reached double figures 13 times, including a career-high 19 points against Montana
- Played at Hillcrest (Ariz.) Prep, averaging 14.2 ppg and 6.3 rpg and was selected to play in the 2017 BioSteel All-Canadian Game

MISC. STATS

Category	2020-21	Career
Double-Figure Scoring	2	15
Double-Figure Rebounding	0	0
Double-Figure Assists	0	0
Double-Doubles	0	0
Led NU in Scoring	1	1
Led NU in Rebounding	1	1
Led NU in Assists	0	0
20+ Point Games	0	0
30+ Point Games	0	0

TOP PERFORMANCES OF 2020-21

Category	No.	Opponent (Date)
Points	14	at Minnesota (2/8)
	14	McNeese State (11/25)
	11	South Dakota (12/1)
Rebounds	6	McNeese State (11/25)
	6	at Minnesota (2/8)
	5	South Dakota (12/1)
	5	Wisconsin (2/10)
Assists	3	Doane (12/17)
	2	Illinois (2/12)
	2	at Michigan State (2/6)
	2	McNeese State (11/25)
Steals	2	McNeese State (11/25)
	2	at Michigan State (2/6)
	2	South Dakota (12/1)
	2	Doane (12/17)



#10 KOBE WEBSTER | 6-0 | 172 | Sr. | G | Indianapolis, Ind.

CAREER STATS

Year	GP	GS	Min	Avg	Total					Rebounds			PF	FO	Ast	TO	Blk	Stl	Pts	Avg					
					FG	FGA	Pct	3FG	3FGA	Pct	FT	FTA									Pct	Off	Def	Tot	Avg
2017-18*	28	28	935	33.4	165	383	.431	59	161	.366	57	73	.781	10	106	116	4.1	44	0	97	63	3	20	446	15.9
2018-19*	31	31	1054	34.0	195	455	.429	76	184	.413	60	85	.706	14	123	137	4.4	60	0	97	50	1	34	526	17.0
2019-20*	26	26	876	33.7	173	415	.417	49	147	.333	50	64	.781	12	71	83	3.2	37	0	93	54	3	23	445	17.1
2020-21	17	0	359	21.1	43	113	.381	21	62	.339	12	19	.632	2	27	29	1.7	17	0	16	11	1	7	119	7.0
TOTAL	17	0	359	21.1	43	113	.381	21	62	.339	12	19	.632	2	27	29	1.7	17	0	16	11	1	7	119	7.0
All*	102	85	3224	31.6	576	1366	.422	205	554	.370	179	241	.743	38	327	365	3.6	158	0	303	178	8	84	1536	15.1

* Statistics from Western Illinois

2020-21 GAME BY GAME

Opponent	Date	GS	Min	TOTAL			3-PTS			FT	FTA	Pct	REBOUNDS			PF	FO	A	TO	Blk	Stl	Pts	Avg	
				FG	FGA	Pct	3FG	FGA	Pct				Off	Def	Tot									Avg
McNeese State	11/25/20	24	5	7	.714	1	3	.333	2	2	1.000	0	2	2	2.0	0	0	2	0	2	13	13.0		
Nevada	11/26/20	20	4	10	.400	2	6	.333	3	4	.750	0	0	0	1.0	2	0	1	2	0	3	13.0		
North Dakota State	11/28/20	17	1	4	.250	0	3	.000	2	2	1.000	0	4	4	2.0	1	0	2	1	0	4	10.0		
South Dakota	12/1/20	23	4	11	.364	2	7	.286	1	2	.500	0	4	4	2.5	2	0	0	0	0	11	10.3		
Georgia Tech	12/9/20	29	7	9	.778	6	7	.857	0	0	.000	0	2	2	2.4	4	0	1	2	0	20	12.2		
at No. 8 Creighton	12/11/20	24	2	8	.250	1	5	.200	0	2	.000	0	1	1	2.2	0	0	2	2	1	0	5	11.0	
Doane	12/17/20	20	5	7	.714	2	3	.667	0	0	.000	1	2	3	2.3	1	0	2	0	0	1	12	11.1	
at No. 9 Wisconsin	12/22/20	14	0	3	.000	0	2	.000	0	0	.000	0	0	0	2.0	0	0	2	0	0	0	9.8		
No. 19 Michigan	12/25/20	13	0	3	.000	0	1	.000	0	0	.000	0	0	0	1.8	1	0	1	1	0	0	8.7		
at No. 25 Ohio State	12/30/20	21	1	8	.125	0	5	.000	0	0	.000	0	2	2	1.8	2	0	1	1	0	0	2	8.0	
No. 17 Michigan State	1/2/21	34	3	9	.333	2	5	.400	2	2	1.000	0	2	2	1.8	2	0	0	0	0	10	8.2		
Indiana	1/10/21	15	1	4	.250	1	2	.500	0	0	.000	0	0	0	1.7	1	0	0	0	0	3	7.8		
at Michigan State	2/6/21	24	1	6	.167	1	3	.333	1	3	.333	1	0	1	1.6	0	0	1	0	0	1	4	7.5	
at Minnesota	2/8/21	23	3	7	.429	0	2	.000	1	2	.500	0	2	2	1.6	0	0	0	0	0	0	7	7.4	
No. 21 Wisconsin	2/10/21	19	1	4	.250	0	0	.000	0	0	.000	0	2	2	1.7	0	0	0	0	0	0	2	7.1	
No. 6 Illinois	2/12/21	11	0	1	.000	0	0	.000	0	0	.000	0	0	0	1.6	0	0	1	0	0	0	0	6.6	
at Penn State	2/14/21	29	5	12	.417	3	8	.375	0	0	.000	0	4	4	1.7	1	0	0	2	0	0	13	7.0	
Totals		0	359	43	113	.381	21	62	.339	12	19	.632	2	27	29	1.7	17	0	16	11	1	7	119	7.0

NOTING WEBSTER

- Graduate transfer who adds experience and playmaking ability in the guard spot
- Played a key role in NU's win at Penn State with 13 points, including three 3-pointers, and four rebounds
- Played 22 minutes at Minnesota, finishing with seven points and two rebounds
- Finished with four points and an assist in 24 minutes off the bench at Michigan State
- Broke out of a mini slump with 10 points, including a pair of 3-pointers, in 34 minutes vs. No. 17 Michigan State
- Tallied 12 points on 5-of-7 shooting and a pair of assists in 20 minutes against Doane
- Enjoyed a career night against Georgia Tech, hitting 7-of-9 shots from the floor, including a career-high six 3-pointers, as part of a 20-point night
- Came off the bench and had 11 points and four boards in 22 minutes against South Dakota
- Totaled 13 points, including a pair of 3-pointers, in 20 minutes off the bench against Nevada
- Made a strong debut with 13 points on 5-of-7 shooting, two assists and two steals against McNeese State
- Three-year starter at Western Illinois, starting 85 games and earning All-Summit League honors in 2019 and 2020
- Started 26 games at WIU in 2019-20, averaging 17.1 points, 3.6 assists and 3.2 rebounds per game en route to second-team all-conference honors
- Ranked among league leaders in scoring (sixth), assists (fifth) and assist-to-turnover ratio (1.72-to-1, fourth)
- Had six 20-point games, including a school-record 40-point performance against Omaha, in 2019-20
- Garnered second-team all-Summit League honors in 2018-19 after averaging 17.0 points, 4.0 rebounds and 3.1 assists per game, while finishing fifth in scoring, assist-to-turnover ratio and 3-pointers per game
- Attended Park Tudor School in Indianapolis, helping the school to a pair of state titles in 2014 and 2015 with college standouts Jaren Jackson Jr. (Michigan State) and Trevon Bluiett (Xavier)
- Started three seasons at Park Tutor, averaging 16 points, four rebounds and four assists per game as a senior to earn third-team all-state by the AP
- Invited to the Indiana's Top 60 showcase following a junior campaign when he averaged 14.5 points and 3.7 assists per game
- Played his AAU ball with the Indiana Elite, winning a national championship in 2015
- Graduated with a degree in management in three years and was a first-team Academic All-District pick in 2019
- Pursuing a master's degree in higher education administration at Nebraska

MISC. STATS

Category	2020-21	Career
Double-Figure Scoring	7	79
Double-Figure Rebounding	0	1
Double-Figure Assists	0	0
Double-Doubles	0	1
Led NU in Scoring	1	1
Led NU in Rebounding	0	0
Led NU in Assists	0	0
20+ Point Games	1	25
30+ Point Games	0	1
40+ Point Games	0	1

*-Includes Western Illinois

TOP PERFORMANCES OF 2020-21

Category	No.	Opponent (Date)
Points	20	Georgia Tech (12/9)
	13	at Penn State (2/14)
	13	McNeese State (11/25)
	13	Nevada (11/26)
Rebounds	4	at Penn State (2/14)
	4	North Dakota State (11/28)
	4	South Dakota (12/1)
Assists	2	North Dakota State (11/28)
	2	McNeese State (11/25)
	2	Doane (12/17)
	2	at Wisconsin (12/22)
Steals	3	Nevada (11/26)
	2	McNeese State (11/25)



#11 LAT MAYEN | 6-9 | 205 | Jr. | F | Adelaide, Australia

CAREER STATS

Year	GP	GS	Min	Avg	Total					Rebounds					PF	FO	Ast	TO	Blk	Stl	Pts	Avg			
					FG	FGA	Pct	3FG	3FGA	Pct	FT	FTA	Pct	Off									Def	Tot	Avg
2018-19*	17	0	134	7.9	11	26	.423	7	20	.350	7	9	.778	5	16	21	1.2	14	0	4	11	4	4	36	2.1
2020-21	17	17	424	24.9	51	131	.389	29	89	.326	14	19	.737	17	64	81	4.8	43	2	13	24	11	8	145	8.5
TOTAL	17	17	424	24.9	51	131	.389	29	89	.326	14	19	.737	17	64	81	4.8	43	2	13	24	11	8	145	8.5
All*	34	17	558	16.4	62	157	.395	36	109	.330	21	28	.750	22	80	102	3.0	57	2	17	35	15	12	181	5.3

*-Statistics from TCU

2020-21 GAME BY GAME

Opponent	Date	GS	Min	TOTAL			3-PTS			REBOUNDS			PF	FO	A	TO	Blk	Stl	Pts	Avg					
				FG	FGA	Pct	3FG	FGA	Pct	FT	FTA	Pct									Off	Def	Tot	Avg	
McNeese State	11/25/20	*	24	5	11	.455	3	7	.429	0	0	.000	3	3	6	6.0	2	0	1	1	0	0	13	13.0	
Nevada	11/26/20	*	27	2	9	.222	2	9	.222	1	3	.333	0	5	5	5.5	4	0	1	1	0	1	7	10.0	
North Dakota State	11/28/20	*	22	4	7	.571	3	6	.500	1	2	.500	1	3	4	5.0	3	0	1	1	0	0	12	10.7	
South Dakota	12/1/20	*	31	2	8	.250	2	4	.500	0	0	.000	4	8	12	6.8	2	0	4	4	1	1	6	9.5	
Georgia Tech	12/9/20	*	27	2	5	.400	1	3	.333	2	2	1.000	1	3	4	6.2	4	0	0	2	0	0	7	9.0	
at No. 8 Creighton	12/11/20	*	18	0	1	.000	0	1	.000	2	2	1.000	0	4	4	5.8	4	0	1	3	0	0	2	7.8	
Doane	12/17/20	*	18	2	8	.250	0	4	.000	0	1	.000	3	3	6	5.9	0	0	1	0	1	0	4	7.3	
at No. 9 Wisconsin	12/22/20	*	28	2	9	.222	0	6	.000	1	2	.500	1	1	2	5.4	1	0	0	1	3	2	5	7.0	
No. 19 Michigan	12/25/20	*	21	1	4	.250	0	2	.000	0	0	.000	0	3	3	5.1	4	0	0	2	2	1	2	6.4	
at No. 25 Ohio State	12/30/20	*	21	2	8	.250	1	6	.167	2	2	1.000	1	1	2	4.8	1	0	0	1	0	0	7	6.5	
No. 17 Michigan State	1/2/21	*	15	3	5	.600	2	3	.667	0	0	.000	0	3	3	4.6	5	1	0	1	1	1	8	6.6	
Indiana	1/10/21	*	25	5	9	.556	5	9	.556	0	0	.000	1	5	6	4.8	4	0	0	1	0	0	15	7.3	
at Michigan State	2/6/21	*	25	4	10	.400	2	7	.286	0	0	.000	1	3	4	4.7	1	0	0	2	1	0	10	7.5	
at Minnesota	2/8/21	*	23	5	9	.556	3	6	.500	2	2	1.000	0	6	6	4.8	5	1	0	1	0	1	15	8.1	
No. 21 Wisconsin	2/10/21	*	34	6	12	.500	2	6	.333	0	0	.000	1	6	7	4.9	1	0	1	2	0	0	14	8.5	
No. 6 Illinois	2/12/21	*	38	5	12	.417	3	8	.375	3	3	1.000	0	4	4	4.9	1	0	0	0	0	1	16	8.9	
at Penn State	2/14/21	*	28	1	4	.250	0	2	.000	0	0	.000	0	3	3	4.8	1	0	3	1	2	0	2	8.5	
Totals			17	424	51	131	.389	29	89	.326	14	19	.737	17	64	81	4.8	43	2	13	24	11	8	145	8.5

NOTING MAYEN

- Junior college transfer who has impressed coaches with his shooting and work ethic
- Dished out three assists and two blocked shots while being held to two points at Penn State
- Established a career best with 16 points in a season-high 37 minutes at Illinois
- Tallied 14 points and seven rebounds in 34 minutes against No. 21 Wisconsin
- Reached double figures for the third straight game by matching his season high with 15 points, including 13 in the second half
- Finished with 10 points and four boards at Michigan State
- Put up a career-high 15 points, including 5-of-9 from 3-point range, and six boards vs. Indiana
- Played just 15 minutes before fouling out, but had eight points, three boards and a blocked shot vs. No. 17 MSU
- Had seven points and two boards in 21 minutes at No. 25 Ohio State
- Totaled five points, two boards and a career-high three blocked shots at No. 9 Wisconsin
- Grabbed a career-high 12 boards and dished out a personal best four assists in 31 minutes vs. South Dakota
- Reached double figures for the second time with 12 points, including a trio of 3-pointers, and four rebounds against North Dakota State
- Had seven points and five rebounds in a loss to Nevada
- Finished with a career-high 13 points, including a trio of 3-pointers, and six boards against McNeese State
- Rated the No. 18 JUCO nationally in 2019-20 at Chipola (Fla.) College, as he averaged 11.8 points, 8.4 rebounds and 2.7 assists per game
- Shot 38 percent from 3-point range while posting eight double-doubles on the year
- Played in 17 games at TCU in 2018-19 before a knee injury ended his redshirt freshman season
- Averaged 2.1 points and 1.2 rebounds per game off the bench, highlighted by a 12-point, six-rebound effort against West Virginia
- Was one of the top recruits in Australia in the 2017 class, as he was a four-star recruit and the No. 2 ranked player in Australia by AUSA Hoops
- Was a member of the Australian National Program, playing in the 2016 Albert Schweitzer Tournament in Germany on the U18 team and was in the U19 National Team program.
- Averaged 12.0 points, 5.3 rebounds and 0.8 assists for Basketball Australia Centre of Excellence during the 2016-17 season, shooting 39.5 percent from 3-point range

MISC. STATS

Category	2020-21	Career
Double-Figure Scoring	7	8
Double-Figure Rebounding	1	1
Double-Figure Assists	0	0
Double-Doubles	0	0
Led NU in Scoring	3	3
Led NU in Rebounding	2	2
Led NU in Assists	1	1
20+ Point Games	0	0
30+ Point Games	0	0

TOP PERFORMANCES OF 2020-21

Category	No.	Opponent (Date)
Points	16	Illinois (2/10)
	15	Indiana (1/10)
	15	at Minnesota (2/8)
	14	Wisconsin (2/10)
Rebounds	12	South Dakota (12/1)
	7	Wisconsin (2/10)
	6	at Minnesota (2/8)
	6	Indiana (1/10)
	6	Doane (12/17)
	6	McNeese State (11/25)
Assists	4	South Dakota (12/1)



#13 DERRICK WALKER | 6-8 | 232 | Jr. | F | Kansas City, Mo.

CAREER STATS

Year	GP	GS	Total		Rebounds									PF				Ast				Pts	Avg		
			Min	Avg	FG	FGA	Pct	3FG	3FGA	Pct	FT	FTA	Pct	Off	Def	Tot	Avg	PF	FO	Ast	TO			Blk	Stl
2017-18*	34	0	299	8.8	28	47	.596	0	0	.000	10	25	.400	29	46	75	2.2	43	0	9	21	7	3	66	1.9
2018-19*	30	0	160	5.3	10	19	.526	0	0	.000	5	19	.263	8	24	32	1.1	28	0	7	6	3	6	25	0.8
2020-21	6	6	130	21.7	13	23	.565	0	0	.000	6	13	.462	9	20	29	4.8	21	1	9	11	7	7	32	5.3
TOTAL	6	6	130	21.7	13	23	.565	0	0	.000	6	13	.462	9	20	29	4.8	21	1	9	11	7	7	32	5.3
All*	70	6	589	8.4	51	89	.573	0	0	.000	21	57	.368	46	90	136	1.9	92	1	25	38	17	16	123	1.8

* Statistics from Tennessee

2020-21 GAME BY GAME

Opponent	Date	GS	Min	TOTAL			3-PTS			REBOUNDS			PF		A		TO	Blk	Stl	Pts	Avg			
				FG	FGA	Pct	3FG	FGA	Pct	FT	FTA	Pct	Off	Def	Tot	Avg						PF	FO	
McNeese State	11/25/20		DNP																					
Nevada	11/26/20		DNP																					
North Dakota State	11/28/20		DNP																					
South Dakota	12/1/20		DNP																					
Georgia Tech	12/9/20		DNP																					
at No. 8 Creighton	12/11/20		DNP																					
Doane	12/17/20		DNP																					
No. 9 Wisconsin	12/22/20		DNP																					
No. 19 Michigan	12/25/20		DNP																					
at No. 25 Ohio State	12/30/20		DNP																					
No. 17 Michigan State	1/2/21		DNP																					
Indiana	1/10/21	*	26	5	7	.714	0	0	.000	0	0	.000	0	3	3	3.0	3	0	1	3	1	2	10	10.0
at Michigan State	2/6/21	*	24	1	2	.500	0	0	.000	2	4	.500	0	4	4	3.5	4	0	2	1	2	1	4	7.0
at Minnesota	2/8/21	*	15	1	5	.200	0	0	.000	2	4	.500	1	3	4	3.7	4	0	0	3	1	1	4	6.0
No. 21 Wisconsin	2/10/21	*	17	0	0	.000	0	0	.000	1	3	.333	3	3	6	4.3	3	0	2	2	0	2	1	4.8
No. 6 Illinois	2/12/21	*	23	2	3	.667	0	0	.000	1	1	1.000	4	4	8	5.0	5	1	3	0	2	0	5	4.8
at Penn State	2/14/21	*	25	4	6	.667	0	0	.000	0	1	.000	1	3	4	4.8	2	0	1	2	1	1	8	5.3
Totals		6	130	13	23	.565	0	0	.000	6	13	.462	9	20	29	4.8	21	1	9	11	7	7	32	5.3

NOTING WALKER


- Walker sat out the 2019-20 season after transferring from Tennessee and made his debut against Indiana on Jan. 11
- Finished with eight points and four rebounds, while making two big defensive plays in the final minute at Penn St.
- Tied or set personal bests in rebounds (eight), assists (three) and blocks (two) in 23 minutes vs. No. 6 Illinois
- Grabbed a season-high six rebounds in 17 minutes against No. 21 Wisconsin
- Played just 14 minutes at Minnesota, finishing with four points and four rebounds
- Battled foul trouble at Michigan State finishing with four points and four boards in 23 minutes
- Started against Indiana and totaled 10 points on 5-of-7 shooting and three boards in 26 minutes of work
- Missed NU's first 11 games after an NCAA suspension dating back from his time at Tennessee
- Was named to the Tom Osborne Citizenship Team in 2019-20 and was selected to represent Nebraska at the Black Student-Athlete Summit in Austin, Texas, in January of 2020
- Played in 30 games at Tennessee in 2018-19 as the Volunteers reached the NCAA Sweet 16
- Helped the Volunteers to an SEC title in 2017-18, playing in 34 games and averaging 1.9 points and 2.2 rebounds per outing
- A four-star prospect by ESPN who played at Sunrise (Kan.) Christian Academy, averaging 14 points and seven rebounds per game in 2016-17
- Played on MOKAN Elite AAU program with NBA first-round picks Trae Young and Michael Porter Jr.
- Spent freshman-junior years at Raytown High School, the alma mater of former Husker great and current Los Angeles Clippers Coach Tyronn Lue

MISC. STATS

Category	2020-21	Career
Double-Figure Scoring	1	1
Double-Figure Rebounding	0	0
Double-Figure Assists	0	0
Double-Doubles	0	0
Led NU in Scoring	0	0
Led NU in Rebounding	1	1
Led NU in Assists	1	1
20+ Point Games	0	0
30+ Point Games	0	0

TOP PERFORMANCES OF 2020-21

Category	No.	Opponent (Date)
Points	10	Indiana (1/10)
	8	at Penn State (2/14)
	5	Illinois (2/12)
Rebounds	8	Illinois (2/12)
	6	Wisconsin (2/10)
	4	at Michigan State (2/6)
	4	at Minnesota (2/8)
	4	at Penn State (2/14)
Assists	3	Illinois (2/12)
	2	at Michigan State (2/6)
	2	Wisconsin (2/10)


#14 TREVOR LAKES | 6-7 | 215 | Sr. | F | Lebanon, Ind.

CAREER STATS

Year	GP	GS	Min	Avg	Total			3FG			FTA			Rebounds				PF	FO	Ast	TO	Blk	Stl	Pts	Avg
					FG	FGA	Pct	3FG	3FGA	Pct	FT	FTA	Pct	Off	Def	Tot	Avg								
2017-18*	28	3	378	13.5	53	118	.449	47	104	.452	4	7	.571	9	43	52	1.9	43	0	12	14	6	12	157	5.6
2018-19*	25	25	751	30.0	119	278	.428	87	219	.397	27	32	.844	17	121	138	5.5	55	0	21	19	17	8	352	14.1
2019-20*	30	28	966	32.2	157	354	.444	101	254	.398	55	69	.797	25	162	187	6.2	60	0	29	27	18	20	470	15.7
2020-21	6	1	77	12.8	7	15	.467	6	13	.462	0	1	.000	2	11	13	2.2	3	0	2	0	1	1	20	3.3
TOTAL	6	1	77	12.8	7	15	.467	6	13	.462	0	1	.000	2	11	13	2.2	3	0	2	0	1	1	20	3.3
All*	89	57	2172	24.4	336	765	.439	241	590	.408	86	109	.789	53	337	390	4.4	161	0	64	60	42	41	999	11.2

* Statistics from University of Indianapolis

2020-21 GAME BY GAME

Opponent	Date	GS	Min	TOTAL			3-PTS			FT	FTA	Pct	REBOUNDS				PF	FO	A	TO	Blk	Stl	Pts	Avg	
				FG	FGA	Pct	3FG	3FGA	Pct				Off	Def	Tot	Avg									
McNeese State	11/25/20		DNP																						
Nevada	11/26/20		DNP																						
North Dakota State	11/28/20		DNP																						
South Dakota	12/1/20		DNP																						
Georgia Tech	12/9/20		DNP																						
at No. 8 Creighton	12/11/20		DNP																						
Doane	12/17/20		26	4	5	.800	4	5	.800	0	1	.000	1	5	6	6.0	0	0	2	0	0	0	0	12	12.0
at No. 9 Wisconsin	12/22/20		17	0	2	.000	0	1	.000	0	0	.000	0	3	3	4.5	1	0	0	0	1	0	0	0	6.0
No. 19 Michigan	12/25/20		12	1	3	.333	1	3	.333	0	0	.000	0	1	1	3.3	0	0	0	0	0	0	0	3	5.0
at No. 25 Ohio State	12/30/20		14	2	5	.400	1	4	.250	0	0	.000	1	1	2	3.0	1	0	0	0	0	1	5	5.0	
No. 17 Michigan State	1/2/21		3	0	0	.000	0	0	.000	0	0	.000	0	1	1	2.6	0	0	0	0	0	0	0	4.0	
Indiana	1/10/21		DNP																						
at Michigan State	2/6/21		DNP																						
at Minnesota	2/8/21	*	5	0	0	.000	0	0	.000	0	0	.000	0	0	0	2.2	1	0	0	0	0	0	0	0	3.3
No. 21 Wisconsin	2/10/21		DNP																						
No. 6 Illinois	2/12/21		DNP																						
at Penn State	2/14/21		DNP																						
Totals		1	77	7	15	.467	6	13	.462	0	1	.000	2	11	13	2.2	3	0	2	0	1	1	1	20	3.3

NOTING LAKES

- Transfer from Division II University of Indianapolis who was ruled eligible on Dec. 17
- Started at Minnesota, but did not score in five minutes of work
- Played just three minutes in the loss to No. 17 Michigan State on Jan. 2
- Had five points and two boards in 14 minutes at No. 25 Ohio State
- Had three points in 12 minutes off the bench against No. 19 Michigan
- Went scoreless, but grabbed three boards and blocked a shot in 16 minutes at No. 9 Wisconsin
- Made an immediate impact, hitting 4-of-5 shots from 3-point range and adding six rebounds against Doane
- Averaged 15.7 points and 6.2 rebounds per game last season while leading his conference in 3-pointers per game (3.4/gm) for the second straight year, helping Indianapolis to a 24-6 record and a No. 1 seed in the 2020 NCAA Division II Regional Tournament
- Collected All-GLVC honors as a sophomore in 2018-19, as he led the team in scoring at 14.1 ppg, while pulling down 5.5 rebounds per contest. Lakes paced the conference with 3.5 3-pointers per game and shot 39.7 percent from 3-point range, while ranking among conference leaders in scoring (11th) and rebounding (12th)
- Played at Lebanon High School, averaging 22.5 points, 6.7 rebounds and 1.5 blocks per game as a senior en route to earning IBCA Honorable Mention All-State honors

MISC. STATS

Category	2020-21	Career
Double-Figure Scoring	1	52
Double-Figure Rebounding	0	2
Double-Figure Assists	0	0
Double-Doubles	0	2
Led NU in Scoring	0	0
Led NU in Rebounding	0	0
Led NU in Assists	0	0
20+ Point Games	0	15
30+ Point Games	0	0

TOP PERFORMANCES OF 2020-21

Category	No.	Opponent (Date)
Points	12	Doane (12/17)
	5	at Ohio State (12/30)
	3	Michigan (12/25)
Rebounds	6	Doane (12/17)
	3	at Wisconsin (12/22)
Assists	2	Doane (12/17)



#21 JACE PIATKOWSKI | 6-3 | 184 | R-Fr. | G | Omaha, Neb.

CAREER STATS																									
Year	GP	GS	Min	Avg	Total					Rebounds															
					FG	FGA	Pct	3FG	3FGA	Pct	FT	FTA	Pct	Off	Def	Tot	Avg	PF	FO	Ast	TO	Blk	Stl	Pts	Avg
2020-21	4	0	8	2.0	1	1	1.000	1	1	1.000	0	0	.000	1	0	1	0.3	0	0	0	0	0	0	3	0.8
TOTAL	4	0	8	2.0	1	1	1.000	1	1	1.000	0	0	.000	1	0	1	0.3	0	0	0	0	0	0	3	0.8

2020-21 GAME BY GAME

Opponent	Date	GS	Min	TOTAL			3-PTS			REBOUNDS			PF	FO	A	TO	Blk	Stl	Pts	Avg				
				FG	FGA	Pct	3FG	3FGA	Pct	FT	FTA	Pct									Off	Def	Tot	Avg
McNeese State	11/25/20		4	1	1	1.000	1	1	1.000	0	0	.000	0	0	0	0.0	0	0	0	0	3	3.0		
Nevada	11/26/20		DNP																					
North Dakota State	11/28/20		2	0	0	.000	0	0	.000	0	0	.000	1	0	1	0.5	0	0	0	0	0	1.5		
South Dakota	12/1/20		DNP																					
Georgia Tech	12/9/20		DNP																					
at No. 8 Creighton	12/11/20		2	0	0	.000	0	0	.000	0	0	.000	0	0	0	0.3	0	0	0	0	0	1.0		
Doane	12/17/20		DNP																					
No. 9 Wisconsin	12/22/20		DNP																					
No. 19 Michigan	12/25/20		DNP																					
at No. 25 Ohio State	12/30/20		DNP																					
No. 17 Michigan State	1/2/21		DNP																					
Indiana	1/10/21		DNP																					
at Michigan State	2/6/21		DNP																					
at Minnesota	2/8/21		DNP																					
No. 21 Wisconsin	2/10/21		0	0	0	.000	0	0	.000	0	0	.000	0	0	0	0.3	0	0	0	0	0	0.8		
No. 6 Illinois	2/12/21		DNP																					
at Penn State	2/14/21		DNP																					
Totals			0	8	1	1	1.000	1	1	1.000	0	0	.000	1	0	1	0.3	0	0	0	0	0	3	0.8

NOTING PIATKOWSKI

- Made his debut and hit a 3-pointer in four minutes against McNeese State
- Played the final minute of the loss to No. 21 Wisconsin
- Played the final 1:43 at Creighton, but had no stats
- Walk-on who redshirted during the 2019-20 season
- Played at Elkhorn South, averaging 18.6 points and 3.3 rebounds per game as a senior, highlighted by a 36-point performance against Lincoln High, to earn honorable-mention all-state honors from the Omaha World-Herald
 - Was AAU teammates with fellow Huskers Akol Arop and Bret Porter
 - His father (Eric) played at Nebraska from 1991-94 and spent 14 years in the NBA
 - The elder Piatkowski ranks second in school history with 1,934 points and was a two-time All-Big Eight pick and 1994 Big Eight Tournament MVP

MISC. STATS

Category	2020-21	Career
Double-Figure Scoring	0	0
Double-Figure Rebounding	0	0
Double-Figure Assists	0	0
Double-Doubles	0	0
Led NU in Scoring	0	0
Led NU in Rebounding	0	0
Led NU in Assists	0	0
20+ Point Games	0	0
30+ Point Games	0	0

TOP PERFORMANCES OF 2020-21

Category	No.	Opponent (Date)
Points	3	McNeese State (11/25)
Rebounds	1	North Dakota State (11/28)
Assists	NA	



#24 YVAN OUEDRAOGO | 6-9 | 245 | So. | F | Bordeaux, France

CAREER STATS

Year	GP	GS	Min	Avg	Total					Rebounds				PF	FO	Ast	TO	Blk	Stl	Pts	Avg				
					FG	FGA	Pct	3FG	3FGA	Pct	FT	FTA	Pct									Off	Def	Tot	Avg
2019-20	32	30	682	21.3	70	168	.417	0	0	.000	41	86	.477	90	113	203	6.3	52	0	15	48	9	13	181	5.7
2020-21	16	4	278	17.4	25	55	.455	0	0	.000	17	42	.405	35	37	72	4.5	27	0	7	9	10	8	67	4.2
TOTAL	48	34	960	20.0	95	223	.426	0	0	.000	58	128	.453	125	150	275	5.7	79	0	22	57	19	21	248	5.2

2020-21 GAME BY GAME

Opponent	Date	GS	Min	TOTAL			3-PTS			FT	FTA	Pct	REBOUNDS				PF	FO	A	TO	Blk	Stl	Pts	Avg
				FG	FGA	Pct	3FG	FGA	Pct				Off	Def	Tot	Avg								
McNeese State	11/25/20		23	3	12	.250	0	0	.000	3	5	.600	3	4	7	7.0	2	0	0	1	0	2	9	9.0
Nevada	11/26/20		15	0	1	.000	0	0	.000	2	3	.667	3	0	3	5.0	4	0	1	1	0	1	2	5.5
North Dakota State	11/28/20		19	2	5	.400	0	0	.000	0	2	.000	5	2	7	5.7	1	0	0	0	1	0	4	5.0
South Dakota	12/1/20		18	1	1	1.000	0	0	.000	0	0	.000	1	4	5	5.5	2	0	0	0	2	0	2	4.3
Georgia Tech	12/9/20		12	0	1	.000	0	0	.000	0	0	.000	1	0	1	4.6	0	0	0	0	0	0	0	3.4
at No. 8 Creighton	12/11/20		18	1	3	.333	0	0	.000	2	3	.667	2	2	4	4.5	3	0	2	1	2	0	4	3.5
Doane	12/17/20		18	3	5	.600	0	0	.000	7	10	.700	4	9	13	5.7	3	0	1	1	0	0	13	4.9
at No. 9 Wisconsin	12/22/20	*	24	3	4	.750	0	0	.000	0	0	.000	2	4	6	5.8	2	0	1	0	2	1	6	5.0
No. 19 Michigan	12/25/20	*	30	3	4	.750	0	0	.000	0	3	.000	3	3	6	5.8	4	0	1	0	1	0	6	5.1
at No. 25 Ohio State	12/30/20	*	21	1	3	.333	0	0	.000	2	4	.500	3	2	5	5.7	1	0	0	1	1	0	4	5.0
No. 17 Michigan State	1/2/21	*	26	3	5	.600	0	0	.000	0	2	.000	3	1	4	5.5	0	0	0	2	0	1	6	5.1
Indiana	1/10/21		DNP																					
at Michigan State	2/6/21		14	2	4	.500	0	0	.000	0	3	.000	1	2	3	5.3	0	0	0	0	0	1	4	5.0
at Minnesota	2/8/21		13	0	1	.000	0	0	.000	0	2	.000	2	1	3	5.2	0	0	0	1	0	1	0	4.6
No. 21 Wisconsin	2/10/21		9	1	1	1.000	0	0	.000	0	2	.000	1	2	3	5.0	2	0	1	1	0	0	2	4.4
No. 6 Illinois	2/12/21		11	0	1	.000	0	0	.000	1	2	.500	0	0	0	4.7	3	0	0	0	0	1	1	4.2
at Penn State	2/14/21		8	2	4	.500	0	0	.000	0	1	.000	1	1	2	4.5	0	0	0	0	1	0	4	4.2
Totals		4	278	25	55	.455	0	0	.000	17	42	.405	35	37	72	4.5	27	0	7	9	10	8	67	4.2

NOTING OUEDRAOGO


- Spent most of the summer in France during the pandemic and worked on his body, losing nearly 20 pounds and working on his explosiveness
- Finished with four points and two boards in seven minutes at Penn State
- Had two points, three rebounds and an assist in nine minutes vs. No. 21 Wisconsin
- Grabbed three rebounds in 13 minutes of work at Minnesota
- Had four points and three boards in 13 minutes at Michigan State after missing the Indiana game because of Big Ten protocol
- Tallied six points and four boards in 26 minutes vs. No. 17 Michigan State
- Held to four points and five boards in 21 minutes at No. 25 Ohio State
- Had six points and six boards in 29 minutes against No. 19 Michigan
- Made his first start of the season at No. 9 Wisconsin, finishing with six points, six boards and two blocked shots
- Scored a career-high 13 points and added 13 boards in 18 minutes of work against Doane for his first double-double of the season
- Had two points, five boards and two blocked shots in 18 minutes against South Dakota, posting a team-best +15 plus/minus ratio
- Grabbed seven boards in 18 minutes against North Dakota State
- Totaled nine points and seven boards in 24 minutes off the bench against McNeese State
- Started 30 games as a 17-year-old, averaging 5.7 points and a team-high 6.3 rebounds per game in 2019-20, ranking third among Big Ten freshmen in rebounding
- Set school freshman marks for season rebounds (203) and double-doubles (three)
- Established a school freshman single-game record with 19 rebounds against Northwestern on March 1, 2020, breaking the previous mark of 17 set two other times
- Made significant strides, averaging 6.8 points and 7.6 rebounds per game over the Huskers' final nine games, including two of his three double-doubles
- Spent the summer of 2019 playing for the French U-18 National Team, helping France to a 6-1 record and fifth-place finish at the European Championships
- Attended the National Institute of Sport, Expertise and Performance (INSEP), a program which produced Clint Capela, Boris Diaw and Tony Parker, among others
- Represented France in the 2018 FIBA U-16 European Championships, when he averaged 12.7 points and 9.7 rebounds per game to earn team MVP honors

MISC. STATS

Category	2020-21	Career
Double-Figure Scoring	1	7
Double-Figure Rebounding	1	7
Double-Figure Assists	0	0
Double-Doubles	1	4
Led NU in Scoring	0	0
Led NU in Rebounding	3	15
Led NU in Assists	0	0
20+ Point Games	0	0
30+ Point Games	0	0

TOP PERFORMANCES OF 2020-21

Category	No.	Opponent (Date)
Points	13	Doane (12/17)
	9	McNeese State (11/25)
Rebounds	13	Doane (12/17)
	7	McNeese State (11/25)
	7	North Dakota State (11/28)
Blocks	2	South Dakota (12/1)
	2	at Creighton (12/11)
	2	at Wisconsin (12/22)



#34 THORIR THORBJARNARSON | 6-6 | 202 | Sr. | G | Reykjavik, Iceland

CAREER STATS

Year	GP	GS	Min		Total			3FG			3FGA			Pct			Rebounds			PF	FO	Ast	TO	Blk	Stl	Pts	Avg
			Min	Avg	FG	FGA	Pct	3FG	3FGA	Pct	FT	FTA	Pct	Off	Def	Tot	Avg										
2017-18	9	0	19	2.1	3	7	.429	2	5	.400	0	0	.000	1	3	4	0.4	4	0	3	1	0	1	8	0.9		
2018-19	25	7	307	12.3	19	56	.339	4	23	.174	8	12	.667	10	43	53	2.1	25	0	29	13	5	14	50	2.0		
2019-20	32	24	935	29.2	100	221	.452	48	129	.372	32	41	.780	18	134	152	4.8	66	1	42	47	4	36	280	8.8		
2020-21	17	7	345	20.3	21	65	.323	8	35	.229	5	7	.714	9	36	45	2.6	26	0	19	13	1	13	55	3.2		
TOTAL	83	38	1606	19.3	143	349	.410	62	192	.323	45	60	.750	38	216	254	3.1	121	1	93	74	10	64	393	4.7		

2020-21 GAME BY GAME

Opponent	Date	GS	Min	TOTAL			3-PTS			FT	FTA	Pct	REBOUNDS				PF	FO	A	TO	Blk	Stl	Pts	Avg	
				FG	FGA	Pct	3FG	FGA	Pct				Off	Def	Tot	Avg									
McNeese State	11/25/20	*	26	3	9	.333	2	5	.400	0	0	.000	1	1	2	2.0	0	0	1	1	0	1	8	8.0	
Nevada	11/26/20	*	28	0	4	.000	0	4	.000	0	0	.000	0	4	4	3.0	3	0	2	0	0	1	0	4.0	
North Dakota State	11/28/20	*	29	1	5	.200	1	4	.250	0	0	.000	0	3	3	3.0	3	0	1	0	0	3	3	3.7	
South Dakota	12/1/20	*	22	0	2	.000	0	1	.000	0	0	.000	1	2	3	3.0	1	0	0	2	0	1	0	2.8	
Georgia Tech	12/9/20	*	34	1	4	.250	0	1	.000	0	0	.000	4	3	7	3.8	1	0	5	1	0	1	2	2.6	
at No. 8 Creighton	12/11/20	*	32	3	5	.600	2	3	.667	0	0	.000	0	6	6	4.2	1	0	3	4	0	0	8	3.5	
Doane	12/17/20	*	16	3	7	.429	0	3	.000	2	2	1.000	0	2	2	3.9	0	0	0	0	0	0	8	4.1	
at No. 9 Wisconsin	12/22/20		25	1	6	.167	1	5	.200	1	2	.500	0	2	2	3.6	3	0	2	2	0	1	4	4.1	
No. 19 Michigan	12/25/20		18	0	0	.000	0	0	.000	0	0	.000	1	1	2	3.4	3	0	0	0	0	0	0	3.7	
at No. 25 Ohio State	12/30/20		24	1	3	.333	0	2	.000	0	0	.000	0	5	5	3.6	4	0	0	2	0	2	2	3.5	
No. 17 Michigan State	1/2/21		23	1	4	.250	0	1	.000	1	2	.500	0	2	2	3.5	3	0	2	0	0	0	3	3.5	
Indiana	1/10/21		11	0	0	.000	0	0	.000	0	0	.000	0	2	2	3.3	0	0	0	0	0	0	0	3.2	
at Michigan State	2/6/21		14	2	3	.667	0	0	.000	0	0	.000	0	0	0	3.1	2	0	0	1	0	1	4	3.2	
at Minnesota	2/8/21		15	2	6	.333	0	3	.000	1	1	1.000	1	1	2	3.0	1	0	1	0	0	0	5	3.4	
No. 21 Wisconsin	2/10/21		10	0	1	.000	0	0	.000	0	0	.000	0	0	0	2.8	0	0	0	0	0	0	0	3.1	
No. 6 Illinois	2/12/21		18	3	5	.600	2	3	.667	0	0	.000	0	1	1	2.7	1	0	1	0	1	2	8	3.4	
at Penn State	2/14/21		8	0	1	.000	0	0	.000	0	0	.000	1	1	2	2.6	0	0	1	0	0	0	0	3.2	
Totals			7	345	21	65	.323	8	35	.229	5	7	.714	9	36	45	2.6	26	0	19	13	1	13	55	3.2

NOTING THORBJARNARSON

- Returning starter who can fill a variety of roles and doesn't need to score to make a positive impact on games
- Matched his season high with eight points, including 2-of-3 from 3-point range, against No. 6 Illinois
- Had five points and two rebounds in 16 minutes off the bench at Minnesota
- Had four points and a steal in 14 minutes at Michigan State
- Grabbed a pair of rebounds in 11 minutes off the bench against Indiana
- Had three points, two boards and a pair of assists in 23 minutes vs. No. 17 Michigan State
- Totaled two points, five boards and a pair of steals at No. 25 Ohio State
- Came off the bench against Wisconsin, finishing with four points, two boards and two assists in 25 minutes
- Finished with eight points and two boards in 16 minutes against Doane
- Matched season high with eight points on 3-of-5 shooting, along with six boards and three assists at No. 8 Creighton
- Set season highs in both rebounds (seven) and assists (five) in 34 minutes against Georgia Tech
- Had three assists and a steal in 22 minutes against South Dakota
- Had three points, three steals and three rebounds in 28 minutes against Nevada
- Had eight points, including a pair of 3-pointers, against McNeese State while helping hold Dru Kuxhausen, who ranked among national 3-point leaders in 2019-20 to just 11 points on 4-of-11 shooting
 - Played in all 32 games, including 24 starts, in 2019-20 and averaged 8.8 points, 4.8 rebounds, 1.3 assists and 1.1 steals per game, finishing 10th in the Big Ten in steals and 14th in 3-point percentage (.372)
 - Reached double figures 13 times, including a trio of 17-point efforts (at Indiana, vs. Iowa, at Rutgers)
 - Started all 20 Big Ten games, averaging 10.6 ppg, while ranking second on the team in rebounding (5.5 rpg) and third in assists (1.7 apg)
 - Played for the Iceland National Team during the Games of the Small States of Europe in the summer of 2019, averaging 10 points per game
 - Was in the rotation during the second half of the 2018-19 season, playing in 25 contests, including seven starts
 - Nebraska's first scholarship player from Iceland and one of the few players from the nation on Division I teams
 - Played for KR Reykjavik in the Icelandic League for three years (2015-17), helping the team to three straight titles and a pair of Icelandic Cups in 2016 and 2017

MISC. STATS

Category	2020-21	Career
Double-Figure Scoring	0	13
Double-Figure Rebounding	0	1
Double-Figure Assists	0	0
Double-Doubles	0	0
Led NU in Scoring	0	2
Led NU in Rebounding	0	8
Led NU in Assists	1	4
20+ Point Games	0	0
30+ Point Games	0	0

TOP PERFORMANCES OF 2020-21

Category	No.	Opponent (Date)
Points	8	Illinois (2/12)
	8	McNeese State (11/25)
	8	at Creighton (12/11)
	8	Doane (12/17)
Rebounds	7	Georgia Tech (12/9)
	6	at Creighton (12/11)
	5	at Ohio State (12/30)
Assists	5	Georgia Tech (12/9)
	3	at Creighton (12/11)
	2	Nevada (11/26)
	2	at Wisconsin (12/22)



#35 EDUARDO ANDRE | 6-10 | 228 | Fr. | F | London, England

CAREER STATS

Year	GP	GS	Min		Total			3FG	3FGA	Pct	FT	FTA	Pct	Rebounds				PF	FO	Ast	TO	Blk	Stl	Pts	Avg	
			71	7.1	FG	FGA	Pct							Off	Def	Tot	Avg									
2020-21	10	0	71	7.1	8	12	.667	0	0	.000	5	7	.714	2	16	18	1.8	18	1	5	4	4	4	0	21	2.1
TOTAL	10	0	71	7.1	8	12	.667	0	0	.000	5	7	.714	2	16	18	1.8	18	1	5	4	4	4	0	21	2.1

2020-21 GAME BY GAME

Opponent	Date	GS	Min	TOTAL			3-PTS			FT	FTA	Pct	REBOUNDS				PF	FO	A	TO	Blk	Stl	Pts	Avg			
				FG	FGA	Pct	3FG	FGA	Pct				Off	Def	Tot	Avg											
McNeese State	11/25/20	DNP																									
Nevada	11/26/20	DNP																									
North Dakota State	11/28/20	DNP																									
South Dakota	12/1/20	DNP																									
Georgia Tech	12/9/20	DNP																									
at No. 8 Creighton	12/11/20	DNP																									
Doane	12/17/20		14	4	4	1.000	0	0	.000	1	2	.500	1	3	4	4.0	3	0	1	0	2	0	0	9	9.0		
at No. 9 Wisconsin	12/22/20		1	1	1	1.000	0	0	.000	0	0	.000	0	0	0	2.0	0	0	0	0	0	0	0	2	5.5		
No. 19 Michigan	12/25/20		4	0	1	.000	0	0	.000	1	2	.500	0	1	1	1.7	0	0	0	1	0	0	0	1	4.0		
at No. 25 Ohio State	12/30/20		7	1	1	1.000	0	0	.000	1	1	1.000	1	1	2	1.8	4	0	0	1	0	0	0	3	3.8		
No. 17 Michigan State	1/2/21		2	0	0	.000	0	0	.000	0	0	.000	0	1	1	1.6	0	0	0	1	0	0	0	0	3.0		
Indiana	1/10/21		2	0	0	.000	0	0	.000	0	0	.000	0	0	0	1.3	0	0	0	0	0	0	0	0	2.5		
at Michigan State	2/6/21	DNP																									
at Minnesota	2/8/21		13	0	1	.000	0	0	.000	0	0	.000	0	3	3	1.6	1	0	2	0	1	0	0	0	2.1		
No. 21 Wisconsin	2/10/21		10	1	1	1.000	0	0	.000	0	0	.000	0	1	1	1.5	5	1	0	0	1	0	0	2	2.1		
No. 6 Illinois	2/12/21		11	0	1	.000	0	0	.000	2	2	1.000	0	3	3	1.7	2	0	1	1	0	0	0	2	2.1		
at Penn State	2/14/21		7	1	2	.500	0	0	.000	0	0	.000	0	3	3	1.8	3	0	1	0	0	0	0	2	2.1		
Totals			0	71	8	12	.667	0	0	.000	5	7	.714	2	16	18	1.8	18	1	5	4	4	4	0	21	2.1	

NOTING ANDRE

- Freshman who provides size and shot-blocking ability for the Husker frontcourt, as he possesses a 7-foot-4 wingspan and has added 10 pounds since getting on campus in June
- Has averaged 10 minutes per game over the last four contests and has been NU's first reserve off the bench
- Had two points and three rebounds in seven minutes of work at Penn State
- Gave NU quality minutes off the bench with two points and three rebounds against No. 6 Illinois
- Had two points, a rebound and a blocked shot in nine minutes against No. 21 Wisconsin
- Saw extensive action in the second half at Minnesota, grabbing three boards and dishing out two assists in 13 minutes
- Saw limited time against No. 17 Michigan State and against Indiana
- Finished with three points in seven minutes off the bench against Ohio State
- Had one point and a rebound in five minutes against No. 19 Michigan
- Played the final minute at No. 9 Wisconsin, making his only attempt against the Badgers
- Made his debut against Doane, finishing with nine points on 4-of-4 shooting, four rebounds and two blocked shots
- Missed Nebraska's first six games
- Three-star recruit who averaged 10.3 points, 9.8 rebounds and 3.9 blocked shots per game at AZ Compass Prep as a high school senior in 2019-20
- Moved to America prior to his sophomore season and spent two years at Woodrow Wilson High School in Dallas, averaging 12.3 points, 11.5 rebounds and 4.3 blocks per game and was named district defensive player of the year
- Was a late bloomer to the sport, as he did not start playing basketball competitively until he was 14 years old and grew up playing soccer
- Chose NU over offers from Illinois, Maryland and Texas A&M among others

MISC. STATS

Category	2020-21	Career
Double-Figure Scoring	0	0
Double-Figure Rebounding	0	0
Double-Figure Assists	0	0
Double-Doubles	0	0
Led NU in Scoring	0	0
Led NU in Rebounding	0	0
Led NU in Assists	0	0
20+ Point Games	0	0
30+ Point Games	0	0

TOP PERFORMANCES OF 2020-21

Category	No.	Opponent (Date)
Points	9	Doane (12/17)
	3	at Ohio State (12/30)
Rebounds	4	Doane (12/17)
	3	at Minnesota (2/8)
	3	Illinois (2/12)
	3	at Penn State (2/12)
Assists	2	at Minnesota (2/8)
	1	Doane (12/17)
	1	Illinois (2/12)
Blocks	2	Doane (12/17)
	1	at Minnesota (2/8)
	1	Wisconsin (2/10)



#44 BRET PORTER | 6-5 | 228 | R-Fr. | F | Omaha, Neb.

CAREER STATS

Year	GP	GS	Min	Avg	Total					Rebounds					PF	FO	Ast	TO	Blk	Stl	Pts	Avg			
					FG	FGA	Pct	3FG	3FGA	Pct	FT	FTA	Pct	Off									Def	Tot	Avg
2020-21	3	0	7	2.3	0	0	.000	0	0	.000	0	0	.000	0	1	1	0.3	1	0	0	1	1	0	0	0.0
TOTAL	3	0	7	2.3	0	0	.000	0	0	.000	0	0	.000	0	1	1	0.3	1	0	0	1	1	0	0	0.0

2020-21 GAME BY GAME

Opponent	Date	GS	Min	TOTAL			3-PTS			FT	FTA	Pct	REBOUNDS				PF	FO	A	TO	Blk	Stl	Pts	Avg	
				FG	FGA	Pct	3FG	FGA	Pct				Off	Def	Tot	Avg									
McNeese State	11/25/20	3		0	0	.000	0	0	.000	0	0	.000	0	1	1	1.0	1	0	0	0	0	0	0	0	0.0
Nevada	11/26/20	DNP																							
North Dakota State	11/28/20	2		0	0	.000	0	0	.000	0	0	.000	0	0	0	0.5	0	0	0	0	1	0	0	0	0.0
South Dakota	12/1/20	DNP																							
Georgia Tech	12/9/20	DNP																							
at No. 8 Creighton	12/11/20	2		0	0	.000	0	0	.000	0	0	.000	0	0	0	0.3	0	0	0	1	0	0	0	0	0.0
Doane	12/17/20	DNP																							
No. 9 Wisconsin	12/22/20	DNP																							
No. 19 Michigan	12/25/20	DNP																							
at No. 25 Ohio State	12/30/20	DNP																							
No. 17 Michigan State	1/2/21	DNP																							
Indiana	1/10/21	DNP																							
at Michigan State	2/6/21	DNP																							
at Minnesota	2/8/21	DNP																							
No. 21 Wisconsin	2/10/21	DNP																							
No. 6 Illinois	2/12/21	DNP																							
at Penn State	2/14/21	DNP																							
at Penn State	2/14/21	DNP																							
Totals		0	7	0	0	.000	0	0	.000	0	0	.000	0	1	1	0.3	1	0	0	1	1	0	0	0	0.0

NOTING PORTER

- Walk-on who redshirted during the 2019-20 season
- Made his collegiate debut with three minutes against McNeese State
- Blocked a shot in 1:37 of playing time in the win against North Dakota State
- Played the final 1:43 of the loss at No. 8 Creighton
- Returned from a torn ACL in June of 2018 to play as a senior, averaging 6.2 points and 4.4 rebounds as Millard North High School reached the district final in 2019
- Enjoyed a strong junior season, averaging 13.5 points and 7.5 rebounds per game for the Mustangs
- Was AAU teammates with fellow Huskers Akol Arop and Jace Piatkowski
- Is a fourth-generation athlete at Nebraska, as his father (Budge, 1975) grandfather (Mort, 1943, 1946-47) and great grandfather (Grove, 1913-15) all played football for the Cornhuskers

MISC. STATS

Category	2020-21	Career
Double-Figure Scoring	0	0
Double-Figure Rebounding	0	0
Double-Figure Assists	0	0
Double-Doubles	0	0
Led NU in Scoring	0	0
Led NU in Rebounding	0	0
Led NU in Assists	0	0
20+ Point Games	0	0
30+ Point Games	0	0

TOP PERFORMANCES OF 2020-21

Category	No.	Opponent (Date)
Points	NA	
Rebounds	1	McNeese State (11/25)
Assists	NA	



#45 DALANO BANTON | 6-9 | 204 | So. | G | Toronto, Ontario, Canada

CAREER STATS																									
Year	GP	GS	Min	Avg	Total					Rebounds					PF	FO	Ast	TO	Blk	Stl	Pts	Avg.			
					FG	FGA	Pct	3FG	3FGA	Pct	FT	FTA	Pct	Off									Def	Tot	Avg
2018-19*	31	12	469	15.1	39	97	.402	8	37	.216	19	34	.559	16	76	92	3.0	27	0	65	52	16	14	105	3.4
2020-21	17	17	513	30.2	63	154	.409	12	51	.235	46	71	.648	21	91	112	6.6	36	1	80	44	17	20	184	10.8
TOTAL	17	17	513	30.2	63	154	.409	12	51	.235	46	71	.648	21	91	112	6.6	36	1	80	44	17	20	184	10.8
All*	48	29	982	20.5	102	251	.406	20	88	.227	65	105	.619	37	167	204	4.3	63	1	145	96	33	34	289	6.0

Statistics from Western Kentucky

2020-21 GAME BY GAME

Opponent	Date	GS	Min	TOTAL			3-PTS			REBOUNDS			PF	FO	A	TO	Blk	Stl	Pts	Avg					
				FG	FGA	Pct	3FG	FGA	Pct	FT	FTA	Pct									Off	Def	Tot	Avg	
McNeese State	11/25/20	*	22	4	7	.571	0	2	.000	6	8	.750	2	4	6	6.0	2	0	6	2	4	3	14	14.0	
Nevada	11/26/20	*	38	6	17	.353	3	11	.273	3	4	.750	2	5	7	6.5	1	0	5	1	1	1	18	16.0	
North Dakota State	11/28/20	*	30	4	7	.571	0	1	.000	4	5	.800	2	7	9	7.3	0	0	8	2	1	1	12	14.7	
South Dakota	12/1/20	*	27	3	7	.429	0	1	.000	4	5	.800	0	5	5	6.8	3	0	4	1	0	3	10	13.5	
Georgia Tech	12/9/20	*	36	6	15	.400	1	4	.250	4	5	.800	2	7	9	7.2	3	0	6	5	0	1	17	14.2	
at No. 8 Creighton	12/11/20	*	27	3	6	.500	2	4	.500	4	6	.667	1	6	7	7.2	1	0	1	3	0	2	12	13.8	
Doane	12/17/20	*	21	5	7	.714	1	2	.500	2	4	.500	2	9	11	7.7	1	0	10	2	3	1	13	13.7	
at No. 9 Wisconsin	12/22/20	*	35	5	12	.417	3	5	.600	2	2	1.000	0	8	8	7.8	1	0	4	2	0	0	15	13.9	
No. 19 Michigan	12/25/20	*	35	7	16	.438	1	2	.500	2	4	.500	1	4	5	7.4	1	0	3	2	0	2	17	14.2	
at No. 25 Ohio State	12/30/20	*	26	3	11	.273	0	4	.000	0	0	.000	1	7	8	7.5	1	0	0	2	1	1	6	13.4	
No. 17 Michigan State	1/2/21	*	33	1	3	.333	0	1	.000	5	6	.833	1	0	1	6.9	3	0	7	4	0	0	7	12.8	
Indiana	1/10/21	*	31	4	8	.500	0	2	.000	2	6	.333	2	4	6	6.8	3	0	7	0	1	0	10	12.6	
at Michigan State	2/6/21	*	25	2	7	.286	0	2	.000	2	3	.667	1	5	6	6.8	5	1	1	4	2	1	6	12.1	
at Minnesota	2/8/21	*	32	3	9	.333	0	2	.000	3	3	1.000	0	5	5	6.6	3	0	6	5	1	1	9	11.9	
No. 21 Wisconsin	2/10/21	*	33	2	9	.222	0	3	.000	2	4	.500	2	8	10	6.9	2	0	5	3	1	0	6	11.5	
No. 6 Illinois	2/12/21	*	32	2	7	.286	0	3	.000	1	6	.167	2	4	6	6.8	4	0	1	2	2	1	5	11.1	
at Penn St.	2/14/21	*	30	3	6	.500	1	2	.500	0	0	.000	0	3	3	6.6	2	0	6	4	0	2	7	10.8	
at Penn St.	02/14/21	*	30	3	6	.500	1	2	.500	0	0	.000	0	3	3	6.6	2	0	6	4	0	2	7	10.8	
Totals			17	513	63	154	.409	12	51	.235	46	71	.648	21	91	112	6.6	36	1	80	44	17	20	184	10.8

NOTING BANTON

- Talented guard who uses his combination of size, length and athleticism to create matchup problems for opponents, as he has a 6-11 wingspan
- Finished with seven points and a game-high six assists in the win over Penn State
- Grabbed 10 rebounds and dished out five assists in the loss to No. 21 Wisconsin
- Tallied nine points, six assists and five rebounds in the loss at Minnesota
- Finished with six points and six rebounds at Michigan State
- Totaled 10 points, seven assists and six rebounds in the loss to Indiana
- Dished out seven assists and had seven points in 33 minutes against No. 17 Michigan State
- Reached double figures with 17 points, five rebounds and three assists vs. No. 19 Michigan
- Led Nebraska with 15 points, eight rebounds and four assists at No. 9 Wisconsin
- Posted his first career triple-double with 13 points, 11 rebounds and 10 assists in 21 minutes against Doane
- Totaled 12 points - all in the first half - and seven rebounds and a pair of steals against Creighton
- Tallied 17 points, nine boards and six assists in the loss to Georgia Tech
- Finished with 10 points, five rebounds, four assists and three steals vs. South Dakota
- Nearly posted a triple double against North Dakota State with 12 points, nine rebounds and eight assists
- Led NU with 18 points, five assists and seven boards in the loss to Nevada
- Filled the stat sheet in NU's win over McNeese State, totaling 14 points, six assists, six rebounds, four blocked shots and three steals in just 22 minutes of work
- Transfer from Western Kentucky who sat out the 2019-20 season and has three years of eligibility remaining
- Reclassified to the class of 2018 to play at Western Kentucky, where he averaged 3.4 points, 3.0 rebounds and 2.1 assists per game, posting a trio of double-figure performances
- Made 12 starts and his best performance was a 13-rebound, 10-assist, eight-point effort in a win over No. 15 Wisconsin
- Top 100 recruit (Rivals and 247Sports) who played at Redemption (N.Y.) Christian Academy and was named conference MVP in his final year at the school
- Played in the BioSteel All-Canadian Game, finishing with 19 points on 9-of-16 shooting, eight rebounds and three steals
- Wears #45 as a tribute to his Mount Olive neighborhood in Toronto, as the 45 Kipling bus was his transportation to school as a child

MISC. STATS

Category	2020-21	Career
Double-Figure Scoring	10	13
Double-Figure Rebounding	2	3
Double-Figure Assists	1	2
Double-Doubles	1	2
Triple-Doubles	1	1
Led NU in Scoring	2	2
Led NU in Rebounding	8	8
Led NU in Assists	13	13
20+ Point Games	0	0
30+ Point Games	0	0

TOP PERFORMANCES OF 2020-21

Category	No.	Opponent (Date)
Points	18	Nevada (11/26)
	17	Georgia Tech (12/9)
	17	Michigan (12/25)
Rebounds	11	Doane (12/17)
	10	Wisconsin (12/10)
Assists	10	Doane (12/17)
	8	North Dakota State (11/28)
	7	Michigan State (1/2)
	7	Indiana (1/10)
Steals	3	McNeese State (11/25)
	3	South Dakota (12/1)
Blocks	4	McNeese State (11/25)
	3	Doane (12/17)



#33 AKOL AROP | 6-5 | 203 | So. | F | Omaha, Neb.

CAREER STATS

Year	GP	GS	Min	Avg	Total					Rebounds					PF	FO	Ast	TO	Blk	Stl	Pts	Avg			
					FG	FGA	Pct	3FG	3FGA	Pct	FT	FTA	Pct	Off									Def	Tot	Avg
2019-20	21	0	114	5.4	9	16	.563	1	2	.500	3	7	.429	9	19	28	1.3	18	0	1	4	6	6	22	1.0
TOTAL	21	0	114	5.4	9	16	.563	1	2	.500	3	7	.429	9	19	28	1.3	18	0	1	4	6	6	22	1.0

NOTING AROP

- Will miss the entire 2020-21 season following knee surgery in early November.
- Played in 21 games as a true freshman, averaging 1.0 points and 1.3 rebounds per game.
- Came off the bench to grab four rebounds and block a pair of shots in a season-high 23 minutes vs. Indiana in the Big Ten Tournament
- Tied his season high with five points on 2-of-2 shooting, including his first career 3-pointer, at Minnesota
- Established season highs in points (five), rebounds (six) and minutes (20) at No. 25 Michigan
- 2019 Gatorade Player of the Year in Nebraska who averaged 19.4 points, 10.9 rebounds and 2.6 blocks per game as a senior at Omaha Creighton Prep High School
- First-team all-state selection by the Omaha World-Herald and Lincoln Journal Star after recording 19 double-doubles as a senior
- One of nine kids in the family, including older brother, Aguek, who plays basketball at San Diego State



#30 CHRIS MCGRAW | 6-0 | 170 | So. | G | Columbus, Ohio

CAREER STATS

Year	GP	GS	Min	Avg	Total					Rebounds					PF	FO	Ast	TO	Blk	Stl	Pts	Avg			
					FG	FGA	Pct	3FG	3FGA	Pct	FT	FTA	Pct	Off									Def	Tot	Avg
2018-19*	4	0	6	1.5	0	1	.000	0	0	.000	0	0	.000	0	0	0	0.0	0	0	2	0	0	0	0	0.0
All	4	0	6	1.5	0	1	.000	0	0	.000	0	0	.000	0	0	0	0.0	0	0	2	0	0	0	0	0.0

* Statistics from Ohio University

NOTING MCGRAW

- Walk-on who is sitting out this season after transferring from Division III Otterbein University, where he did not play last season because of injury
- Began his collegiate career at Ohio University in 2018-19, playing in four games and recording two assists in six minutes of action
- Was a teammate of Husker junior guard Trey McGowens at Hargrave Military in 2017-18, as the team went 33-4 and was ranked fourth nationally
- Played his high school basketball at Bishop Watterson High School for Coach Vince Lombardo, averaging 7.8 ppg as a senior and played all four years at the school

GAME 1: NEBRASKA 102, MCNEESE STATE 55



Official Basketball Box Score - Final
McNeese at Nebraska
 11/20/20 Pinnacle Bank Arena, Lincoln
 Nebraska vs. McNeese State

Game Time: 11:03 AM
 Game Duration: 1:57

Officials: John Higgins, Louis Garrison, Alfred Smith

McNeese - 55

NO. Name	Min	FG		3P		FT		Rebounds		Fouls		TP	AS	TO	ST	Blocks		+/-
		M-A	M-A	M-A	M-A	OR	DR	OR	DR	PF	FF					BS	BA	
2 KeyShawn Feazell	F 24:03	1-6	0-1	4-6	2	3	11	4	3	6	3	5	0	2	0	0	0	-29
23 Carlos Rosario	F 22:34	5-7	0-0	0-2	2	0	2	1	1	10	0	3	0	1	0	0	0	-27
0 Dru Kuxhausen	G 33:27	4-11	3-8	0-1	0	1	1	5	4	11	0	1	0	0	0	0	0	-40
3 Collin Warren	G 20:46	1-5	1-2	0-0	0	2	2	3	0	3	2	7	2	0	0	0	0	-26
12 A.J. Lawson	G 30:36	2-6	1-3	1-3	1	2	3	3	6	6	1	4	0	0	0	0	0	-40
45 Ra'Shawn Langston	29:53	4-9	2-5	0-0	1	1	2	3	0	10	3	1	1	0	0	0	0	-23
24 Chris Orlina	G 10:31	1-3	0-0	0-0	0	1	1	2	0	2	0	0	0	0	0	0	0	-15
15 Zach Scott	08:20	0-1	0-1	0-0	0	1	1	3	0	0	1	0	0	0	0	0	0	-8
11 Jeremy Harrell	17:39	3-7	0-2	1-2	3	4	7	1	1	7	0	2	0	2	0	0	0	-20
111 Myles Hutcherson	01:22	0-0	0-0	0-0	0	0	0	0	0	0	0	1	0	0	0	0	0	-1
5 Evan Palmquist	01:02	0-0	0-0	0-0	0	0	0	1	0	0	0	1	0	0	0	0	0	-6
Team					3	2	5	0	0	0	0	2	0	0	0	0	0	
Totals		21-55	7-22	6-14	12	23	35	26	15	55	10	27	3	5	4	4	-47	

Shooting By Period

1st FG% 11-25 39.2%

3PT% 4-9 44.4%

FT% 2-4 50%

2nd FG% 10-27 37.0%

3PT% 3-13 23.1%

FT% 4-10 40%

GM FG% 21-55 38.2%

3PT% 7-22 31.8%

FT% 6-14 42.9%

Dead Ball Rebounds: 2-0

Nebraska - 102

NO. Name	Min	FG		3P		FT		Rebounds		Fouls		TP	AS	TO	ST	Blocks		+/-
		M-A	M-A	M-A	M-A	OR	DR	OR	DR	PF	FF					BS	BA	
11 Lat Mayen	F 23:50	5-11	3-7	0-0	3	3	6	2	2	13	1	1	1	0	0	0	0	24
0 Teddy Allen	G 23:35	6-10	1-2	1-3	1	4	5	2	3	14	2	2	3	0	0	0	0	30
2 Trey McGowens	G 19:11	5-9	2-2	2-3	1	2	3	3	3	14	3	2	3	0	0	0	0	28
34 Thorir Thorbjarnarson	G 25:56	3-9	2-5	0-0	1	1	2	0	1	8	1	1	1	0	0	0	0	12
45 Dalano Barton	G 21:39	4-7	0-2	0-8	2	4	6	2	7	14	6	2	3	4	0	0	0	-20
10 Kobe Webster	23:35	5-7	1-3	0-2	0	2	0	3	0	3	2	0	2	0	0	0	0	31
24 Shamiel Stevenson	23:57	3-12	0-0	3-5	3	4	7	2	3	9	0	1	2	0	0	0	0	4
4 Yvan Ouedraogo	22:06	4-4	0-0	5-8	3	3	6	4	14	2	0	2	0	0	0	0	0	28
3 Elijah Wood	09:01	0-2	0-2	0-0	0	2	2	0	0	0	2	0	0	0	0	0	0	10
21 Jace Piatkowski	03:58	1-1	1-1	0-0	0	0	0	0	0	3	0	0	0	0	0	0	0	8
44 Bret Porter	03:12	0-0	0-0	0-0	0	1	1	0	0	0	0	0	0	0	0	0	0	4
Team					3	2	5	0	0	0	1	0	0	0	0	0	0	
Totals		36-72	10-24	20-29	17	28	45	15	26	102	19	10	16	4	5	47		

Shooting By Period

1st FG% 19-33 57.6%

3PT% 7-13 53.8%

FT% 5-10 50%

2nd FG% 17-39 43.6%

3PT% 3-11 27.3%

FT% 15-19 78.9%

GM FG% 36-72 50.0%

3PT% 10-24 41.7%

FT% 20-29 69.0%

Dead Ball Rebounds: 5-0

Nebraska - 102

Biggest lead	MSC		Points from Turnovers	MSC		Period by Period Scoring
	1st	2nd		1st	2nd	
0 (1st 20:00)	50	2nd 0:02	43	43	1st 2nd TOT	
Best Scoring Run	4 (2nd 4:42)	17 (2nd 9:01)	Paint	26	50	
Lead Changes	0	0	Second Chance	6	12	
Times Tied	1	0	Fast Breaks	2	29	
Time with Lead	00:00	38:25	Bench	19	39	

GAME 2: NEVADA 69, NEBRASKA 66



Official Basketball Box Score - Final
Nevada at Nebraska
 11/20/20 Pinnacle Bank Arena, Lincoln
 Nevada vs. Nebraska

Game Time: 1:03 PM
 Game Duration: 2:09

Officials: John Higgins, Lewis Garrison, Alfred Smith

Nevada - 69

NO. Name	Min	FG		3P		FT		Rebounds		Fouls		TP	AS	TO	ST	Blocks		+/-
		M-A	M-A	M-A	M-A	OR	DR	OR	DR	PF	FF					BS	BA	
5 Warren Washington	F 14:17	1-1	0-0	0-2	1	3	4	3	2	2	0	2	0	0	0	0	0	-15
42 K.J. Hymes	F 17:04	2-3	0-0	4-4	2	6	8	5	3	8	1	5	0	0	0	0	0	
4 Desmond Cambridge	G 34:51	7-17	2-11	2-2	0	5	5	4	2	18	1	3	1	0	0	0	8	
11 Kane Milling	G 15:10	2-3	0-0	0-1	1	3	3	4	3	4	0	0	0	0	0	0	-2	
25 Grant Sheffield	G 35:50	4-13	2-4	9-12	1	5	6	3	1	10	6	6	1	0	0	0	0	
1 Robby Robinson	26:07	1-2	0-0	0-0	1	1	2	4	2	2	0	2	0	0	0	0	12	
14 Tre Coleman	28:34	2-3	1-2	0-1	1	1	2	4	2	5	1	4	1	1	0	0	4	
15 Zane Meeks	15:20	4-6	0-2	0-0	1	4	5	2	1	8	1	1	0	0	0	0	-2	
3 Alem Huseinovic	08:58	1-2	1-2	0-0	1	1	2	1	0	3	0	0	0	0	0	0	0	
23 DeAndre Henry	03:49	0-0	0-0	0-0	0	3	3	1	1	0	0	0	0	0	0	0	4	
Team					1	1	2	0	0	0	0	0	0	0	0	0	0	
Totals		24-50	6-21	15-22	10	39	49	27	24	69	12	21	3	1	1	3		

Shooting By Period

1st FG% 14-27 51.9%

3PT% 3-5 60%

FT% 3-5 60%

2nd FG% 10-23 43.5%

3PT% 2-9 22.2%

FT% 12-17 70.6%

GM FG% 24-50 48.0%

3PT% 6-21 28.6%

FT% 15-22 68.2%

Dead Ball Rebounds: 3-0

Nebraska - 66

NO. Name	Min	FG		3P		FT		Rebounds		Fouls		TP	AS	TO	ST	Blocks		+/-
		M-A	M-A	M-A	M-A	OR	DR	OR	DR	PF	FF					BS	BA	
11 Lat Mayen	F 26:49	2-9	2-9	1-3	0	5	5	4	3	7	1	1	1	0	0	0	0	13
0 Teddy Allen	G 28:16	3-11	2-7	9-13	4	2	6	3	7	17	1	0	5	0	1	0	0	
2 Trey McGowens	G 23:11	0-5	0-3	0-0	1	1	2	4	0	2	2	0	0	0	0	0	0	
34 Thorir Thorbjarnarson	G 28:28	0-4	0-4	0-0	0	4	4	3	0	2	0	1	0	0	0	0	0	
45 Dalano Barton	G 37:07	6-17	3-11	3-4	2	5	7	1	5	18	5	1	1	0	0	0	0	
4 Shamiel Stevenson	21:13	3-5	0-1	3-3	0	3	3	3	2	9	0	2	0	0	0	0	-10	
10 Kobe Webster	19:41	4-10	2-6	3-4	0	0	0	2	3	13	1	2	3	0	0	0	-2	
24 Yvan Ouedraogo	15:17	0-1	0-0	2-3	0	0	3	4	3	2	1	1	0	0	0	0	-15	
Team					1	0	1	0	0	0	0	0	0	0	0	0	0	
Totals		18-62	9-41	21-30	11	20	31	24	27	66	13	9	12	1	1	3		

Shooting By Period

1st FG% 8-32 25.0%

3PT% 4-20 20.0%

FT% 9-14 64.3%

2nd FG% 10-30 33.3%

3PT% 4-11 36.4%

FT% 12-16 75.0%

GM FG% 18-62 29.0%

3PT% 9-41 22.0%

FT% 21-30 70.0%

Dead Ball Rebounds: 3-0

Biggest lead	NWP		Points from Turnovers	NEB		Period by Period Scoring
	1st	2nd		1st	2nd	
9 (1st 0:26)	10	2nd 9:34	9	20	1st 2nd TOT	
Best Scoring Run	7 (1st 12:25)	10 (2nd 11:15)	Paint	30	18	
Lead Changes	5	0	Second Chance	8	13	
Times Tied	6	0	Fast Breaks	4	5	
Time with Lead	16:40	18:29	Bench	18	24	

GAME 3: NEBRASKA 79, NORTH DAKOTA STATE 57



Official Basketball Box Score - Final
North Dakota St. at Nebraska
 11/20/20 Pinnacle Bank Arena, Lincoln
 North Dakota State vs. Nebraska

Game Time: 11:01 AM
 Game Duration: 1:56

Officials: Brian O'Connell, Lewis Garrison, Kelly Pfeifer

North Dakota St. - 57

NO. Name	Min	FG		3P		FT		Rebounds		Fouls		TP	AS	TO	ST	Blocks		+/-
		M-A	M-A	M-A	M-A	OR	DR	OR	DR	PF	FF					BS	BA	
34 Rocky Kreuzer	F 20:49	1-6	1-2	4-4	0	4	4	4	3	7	1	2	1	0	0	0	0	-20
3 Tyree Eady	G 28:21	3-10	1-4	0-0	4	9	13	1	2	7	1	5	0	0	0	0	0	-12
5 Sam Griessel	G 31:12	3-8	0-1	3-4	5	7	12	1	5	9	1	1	1	1	0	0	0	
11 Jarius Cook	G 29:49	3-12	1-6	0-0	2	1	3	1	0	7	3	2	0	1	0	0	0	
21 Boden Skunberg	G 25:24	1-7	0-3	0-0	1	3	4	0	0									

GAME 5: GEORGIA TECH 75, NEBRASKA 64

Official Basketball Box Score - Final
Georgia Tech at Nebraska
 12/19/20 O'Hee Center Arena, Lincoln
 Nebraska vs. Georgia Tech

Game Time: 6:16 PM
 Game Duration: 2:08

Officials: D.J. Carstensen, Donnie Epley, Lewis Garrison

Georgia Tech - 75													
Record: 2-2													
NO.	Name	Min	FG	3P	FT	Rebounds	Fouls	TP	AS	TO	ST	Blocks	+/-
			M-A	M-A	M-A	OR DR TOT	PF					BS BA	
4	Jordan Usher	F 15:57	3-7	0-1	0-0	0 3 3	2 0	6	3	0	1	0 0	-1
5	Moses Wright	F 33:32	5-8	1-1	2-3	4 4 8	3 4	13	4	0	1	2 1	-6
0	Michael Devoe	G 23:19	4-9	2-6	2-2	0 3 3	2 1	12	0	4	1	0 0	-2
3	Bubba Parish	G 37:43	1-9	1-8	4-5	1 3 4	4 3	7	2	0	3	0 0	5
10	Jose Alvarado	G 27:10	7-12	3-5	7-8	0 1 1	4 7	24	3	2	0	0 0	16
1	Kyle Sturdivant	29:43	1-6	0-2	0-2	0 5 5	4 2	2	1	2	0	0 0	16
12	Khalid Moore	32:36	5-7	1-2	0-0	3 5 8	0 1	11	0	0	2	0 0	15
Team						0 2 2	0	0	1	0	0	0	0
Totals			26-58	8-25	15-20	8 26 34	19 18	75	13	9	8	2 1	11

Shooting By Period			
1st FG%	13-32	40.6%	
3PT%	3-14	21.4%	
FT%	3-4	75%	
2nd FG%	13-26	50.0%	
3PT%	5-11	45.5%	
FT%	12-16	75%	
GM FG%	26-58	44.8%	
3PT%	8-25	32.0%	
FT%	15-20	75.0%	

Dead Ball Rebounds: 2, 0

Nebraska - 64													
Record: 3-2													
NO.	Name	Min	FG	3P	FT	Rebounds	Fouls	TP	AS	TO	ST	Blocks	+/-
			M-A	M-A	M-A	OR DR TOT	PF					BS BA	
11	Lat Mayen	F 26:15	2-5	1-3	2-2	1 3 4	4 4	7	0	2	0	0 1	-12
0	Teddy Allen	G 27:38	4-16	0-5	2-2	3 0 3	1 2	10	1	2	1	1 1	1
2	Trey McGowens	G 31:19	2-9	0-3	2-6	1 8 9	5 9	6	1	3	0	0 0	-10
34	Thorir Thorbjarnarson	G 25:39	1-4	0-1	0-0	4 3 7	1 0	2	5	1	1	0 0	-3
45	Dalano Banton	G 35:50	6-15	1-4	4-5	2 7 9	3 4	17	6	5	1	0 0	-12
10	Kobe Webster	27:22	7-9	6-7	0-0	0 2 2	4 0	20	1	2	0	0 0	-21
24	Yvan Ouedraogo	10:40	0-1	0-0	0-0	1 0 1	0 0	0	0	0	0	0 0	5
4	Shamiel Stevenson	15:17	1-2	0-0	0-0	1 2 3	1 0	2	0	1	0	0 0	-3
Team						2 2 4	0	0	0	0	0	0	
Totals			23-61	8-23	10-15	15 27 42	19 19	64	14	16	3	1 2	-11

Shooting By Period			
1st FG%	10-29	34.5%	
3PT%	5-15	33.3%	
FT%	5-5	100%	
2nd FG%	13-32	40.6%	
3PT%	3-9	33.3%	
FT%	5-10	50%	
GM FG%	23-61	37.7%	
3PT%	8-23	34.8%	
FT%	10-15	66.7%	

Dead Ball Rebounds: 2, 0

GEO		NEB		Points from		GEO		NEB		Period by Period Scoring		
Biggest lead		13 (2nd 0:59)		6 (2nd 15:21)		Turnovers		15 6		1st 2nd TOT		
Best Scoring Run		8 (2nd 3:29)		8 (2nd 19:46)		Paint		26 28		GEO 32 43 75		
Lead Changes		3		3		Second Chance		12 17		NEB 30 34 64		
Times Tied		7		7		Fast Breaks		7 6				
Time with Lead		15:29		17:55		Bench		13 22				

GAME 6: NO. 8 CREIGHTON 98, NEBRASKA 74

Official Basketball Box Score - Final
Nebraska at #8 Creighton
 12/11/20 O'Hee Center Arena, Omaha, Neb.
 2020-21 Men's Basketball

Game Time: 6:00 PM
 Game Duration: 2:01
 Attendance: 254

Officials: Lamar Simpson, Brian Dorsey, Keith Kirtas

Nebraska - 74													
Record: 3-3													
NO.	Name	Min	FG	3P	FT	Rebounds	Fouls	TP	AS	TO	ST	Blocks	+/-
			M-A	M-A	M-A	OR DR TOT	PF					BS BA	
11	Lat Mayen	F 18:20	0-1	0-1	2-2	0 4 4	4 3	2	1	3	0	0 1	-4
0	Teddy Allen	F 30:31	10-20	3-6	3-4	5 4 9	2 3	26	2	4	2	0 0	-14
2	Trey McGowens	G 27:59	5-7	3-3	2-5	0 2 2	2 4	15	0	4	1	0 1	-29
34	Thorir Thorbjarnarson	G 33:37	3-5	2-3	0-0	0 6 6	1 1	8	3	4	0	0 1	-17
45	Dalano Banton	G 27:13	3-6	2-4	4-6	1 6 7	1 3	12	1	3	2	0 0	-11
24	Yvan Ouedraogo	18:50	1-3	0-0	2-2	2 4 2	3 2	4	2	1	0	2 1	-11
4	Shamiel Stevenson	16:37	1-6	0-3	0-0	1 2 3	2 4	2	1	2	0	0 0	-23
10	Kobe Webster	23:44	2-8	1-5	0-2	0 1 1	0 2 5	2	2	2	0	1 1	-8
3	Elijah Wood	01:43	0-1	0-1	0-0	0 0 0	0 0	0	0	0	0	0 0	-1
21	Jace Piatkowski	01:43	0-0	0-0	0-0	0 0 0	0 0	0	0	0	0	0 0	-1
44	Bret Porter	01:43	0-0	0-0	0-0	0 0 0	0 0	0	0	0	0	0 0	-1
Team						2 1 3	0	0	0	0	0	0	
Totals			25-57	11-26	13-22	11 28 39	15 19	74	12	25	5	3 5	-24

Shooting By Period			
1st FG%	12-25	48.0%	
3PT%	5-13	38.5%	
FT%	11-17	64.7%	
2nd FG%	13-26	50.0%	
3PT%	6-13	46.2%	
FT%	2-5	40%	
GM FG%	25-57	43.9%	
3PT%	14-30	46.7%	
FT%	13-22	59.1%	

Dead Ball Rebounds: 4, 0

#8 Creighton - 98													
Record: 4-1													
NO.	Name	Min	FG	3P	FT	Rebounds	Fouls	TP	AS	TO	ST	Blocks	+/-
			M-A	M-A	M-A	OR DR TOT	PF					BS BA	
13	Christian Bishop	F 13:29	5-5	0-0	0-2	1 2 3	4 2	10	1	2	3	0 0	4
23	Damien Jefferson	F 30:00	5-9	1-4	0-1	3 4 2	2 2	11	5	3	1	1 0	26
11	Marcus Zegarowski	G 33:10	6-13	5-7	5-5	0 3 3	3 5	22	5	4	4	0 1	12
24	Mitch Ballcock	G 32:47	2-5	2-5	0-0	0 2 2	0 2	6	4	0	4	1 0	23
34	Denzel Mahoney	G 27:40	7-18	4-10	2-2	1 3 4	2 2	20	4	2	1	0 1	25
32	Ryan Kalkbrenner	18:32	6-9	0-0	1-3	5 8 2	3 3	13	0	1	0	3 0	6
0	Antwan Jones	18:17	3-6	1-2	0-0	0 4 4	1 0	7	2	1	1	0 0	7
4	Shereef Mitchell	13:14	3-5	1-1	0-0	0 0 0	2 1	7	2	0	1	0 1	13
41	Jacob Epperson	03:45	0-0	0-0	0-0	0 1 1	0 0	0	0	0	0	0 0	2
10	Jett Canfield	02:50	1-1	0-0	0-0	0 0 0	0 0	2	1	0	0	0 0	0
20	Nic Zeil	02:50	0-0	0-0	0-0	0 0 0	0 1	0	0	0	0	0 0	0
14	Sam Osmani	01:43	0-0	0-0	0-0	0 0 0	0 0	0	0	0	0	0 0	1
22	Devin Davis	01:43	0-2	0-1	0-0	0 0 0	0 0	0	0	0	0	0 0	1
Team						2 5 7	0	0	0	0	0	0	
Totals			38-73	14-30	8-13	10 26 36	19 15	98	24	13	16	5 3	24

Shooting By Period			
1st FG%	15-35	42.9%	
3PT%	7-16	43.8%	
FT%	7-11	63.6%	
2nd FG%	23-38	60.5%	
3PT%	7-14	50.0%	
FT%	1-2	50%	
GM FG%	38-73	52.1%	
3PT%	14-30	46.7%	
FT%	8-13	61.5%	

Dead Ball Rebounds: 2, 0

NEB		CREIG		Points from		NEB		CREIG		Period by Period Scoring		
Biggest lead		3 (1st 3:41)		27 (2nd 6:42)		Turnovers		13 38		1st 2nd TOT		
Best Scoring Run		7 (1st 13:14)		15 (2nd 9:23)		Paint		26 40		NEB 40 34 74		
Lead Changes		6		9		Second Chance		9 12		CREIG 44 54 98		
Times Tied		5		9		Fast Breaks		9 18				
Time with Lead		01:48		34:49		Bench		11 29				

GAME 7: NEBRASKA 110, DOANE 64

Official Basketball Box Score - Final
Doane at Nebraska
 12/17/20 Pinnacle Bank Arena, Lincoln
 Nebraska vs. Doane

Game Time: 6:01 PM
 Game Duration: 1:47

Officials: Rob Kueneman, Chad Barlow, Chris Pascal

Doane - 64													
Record: 5-9													
NO.	Name	Min	FG	3P	FT	Rebounds	Fouls	TP	AS	TO	ST	Blocks	+/-
			M-A	M-A	M-A	OR DR TOT	PF					BS BA	
4	Alec Oberhauser	F 22:40	1-6	1-5	1-2	0 2 2	2 1	4	2	0	1	1 1	-38
20	Alex Masin	F 25:50	3-8	1-5	0-0	2 9 11	3 1	7	4	2	1	1 0	-25
22	Jaxon Hare	F 17:08	2-8	0-2	0-0	1 1 1	1 1	4	1	2	0	0 3	-4
3	Anthony Laravie	G 21:14	3-12	2-10	0-0	0 2 2	1 0	8	1	0	1	0 0	-26
21	Joe Burt	G 21:08	3-11	3-8	2-2	3 2 5	0 1	11	0	1	0	1 0	-18
23	Nick Saiz	09:26	1-3	1-2	0-0	0 0 0	1 0	3	0	3	0	0 0	-21
1	Tyler Sullivan	09:16	0-0	0-0	1-2	0 1 1	1 1	1	3	0	0	0 0	-5
50	Matt Hagedorn	16:03	1-3	1-3	1-4	1 0 1	5 3	4	0	0	1	0 0	-8
24	Trey Winkler	09:34	4-6	3-4	0-0	0 0 0	0 0	11	0	0	0	0 1	-16
5	Zach Witters	11:07	1-4	0-1	0-0	1 0 1	2 0	2	2	1	0	0 0	-20
15	Skyler Kelley	09:55	1-6	1-4	1-2	0 2 2	1 1	4	0				

GAME 9: NO. 19 MICHIGAN 80, NEBRASKA 69



Official Basketball Box Score - Final
Michigan at Nebraska
12/25/20 Pinnacle Bank Arena, Lincoln
Nebraska vs. Michigan

Game Time: 5:01 PM
Game Duration: 1:54

Officials: John Higgins, Kelly Pfeifer, Brooke Wells

Michigan - 80

Record: 7-0 (2-0)

NO. Name	Min	FG	3P	FT	Rebounds	Fouls	TP	AS	TO	ST	Blocks	+/-
		M-A	M-A	M-A	OR DR TOT	PF	FF				BS BA	
2 Isaiah Livers	36:46	6-12	3-8	2-2	1 4 5	3 3	17	4	1	1	0 0	13
1 Hunter Dickinson	32:26	5-7	0-0	3-5	3 12 15	2 6	13	0	5	0	2 1	6
12 Mike Smith	32:54	3-6	2-3	2-2	0 5 5	3 3	10	6	4	0	0 0	2
21 Franz Wagner	34:59	9-16	2-7	0-1	1 8 9	2 3	20	2	2	0	0 0	14
55 Eli Brooks	31:56	2-7	1-5	2-2	0 0 0	3 2	7	4	1	3	0 1	14
15 Chaundee Brown	16:12	5-8	1-3	2-2	2 3 5	2 1	13	0	1	0	0 0	6
5 Terrance Williams II	08:04	0-3	0-1	0-0	0 1 1	1 0	0	0	1	2	0 1	-3
23 Brandon Johns Jr.	06:43	0-0	0-0	0-0	0 0 0	0 0	0	0	0	0	0 0	3
Team					1 2 3							
Totals		30-59	9-27	11-14	8 35 43	16 18	80	16	15	6	2 3 11	

Technical Fouls: Brown 1st 8:13

Shooting By Period

1 st FG%	15-33	45.5%
3PT%	4-17	23.5%
FT%	2-5	40%
2 nd FG%	15-26	57.7%
3PT%	5-10	50.0%
FT%	9-9	100%
GM FG%	30-59	50.8%
3PT%	9-27	33.3%
FT%	11-14	78.6%

Dead Ball Rebounds: 1, 0

Nebraska - 69

Record: 4-5 (0-2)

NO. Name	Min	FG	3P	FT	Rebounds	Fouls	TP	AS	TO	ST	Blocks	+/-
		M-A	M-A	M-A	OR DR TOT	PF	FF				BS BA	
11 Lat Mayen	21:12	1-4	0-2	0-0	0 3 3	4 0	2	0	2	1	2 0	-7
24 Yvan Ouedraogo	28:07	3-4	0-0	0-3	3 3 6	4 3	6	1	0	0	1 1	-4
0 Teddy Allen	33:53	9-22	3-10	4-5	1 5 6	2 4	25	0	2	0	0 0	-11
2 Trey McGowens	28:03	4-11	2-2	5-6	0 4 4	3 3	15	1	0	3	0 0	-12
45 Dalano Banton	35:15	7-16	1-2	2-4	1 4 5	2 2	17	3	2	2	0 0	-7
34 Thorir Thorbjarnarson	18:14	0-0	0-0	1 1 2	3 0 0	0 0	0	0	0	0	0 0	-5
14 Trevor Lakes	12:29	1-3	1-3	0-0	0 1 1	0 1	3	0	0	0	0 0	4
35 Eduardo Andre	04:45	0-1	0-0	1-2	0 1 1	0 2	1	0	1	0	0 0	-5
10 Kobe Webster	12:35	0-3	0-1	0-0	0 0 0	1 0	0	1	1	0	0 0	-8
4 Shamiel Stevenson	04:27	0-0	0-0	0-0	0 1 1	1 0	0	0	0	0	0 0	0
Team					2 0 2							
Totals		25-64	7-20	12-20	8 23 31	19 15	69	8	8	6	3 2 11	

Technical Fouls: Allen 1st 8:13

Shooting By Period

1 st FG%	14-32	43.8%
3PT%	2-10	20.0%
FT%	4-7	57.1%
2 nd FG%	11-32	34.4%
3PT%	5-10	50.0%
FT%	8-13	61.5%
GM FG%	25-64	39.1%
3PT%	7-20	35.0%
FT%	12-20	60.0%

Dead Ball Rebounds: 4, 0

Biggest lead

MIC	13 (2 nd 11:47)	4 (1 st 15:40)
NEB		

Best Scoring Run

MIC	10 (2 nd 14:39)	7 (1 st 2:40)
NEB		

Lead Changes

MIC	6	6
NEB		

Times Tied

MIC	9	8
NEB		

Time with Lead

MIC	24:23	08:59
NEB		

Points from

MIC	NEB
Turnovers	12 10
Paint	42 30
Second Chance	11 6
Fast Breaks	10 8
Bench	13 4

Period by Period Scoring

MIC	36	44	80
NEB	34	35	69

GAME 10: NO. 25 OHIO STATE 90, NEBRASKA 56



Official Basketball Box Score - Final
Nebraska at Ohio State
12/30/20 Value City Arena, Columbus, OH
2020/21 Mens Basketball

Game Time: 6:30 PM
Game Duration: 1:55

Officials: Bo Borski, Keith Finkbe, Donnie Epley

Nebraska - 54

Record: 4-6 (0-3)

NO. Name	Min	FG	3P	FT	Rebounds	Fouls	TP	AS	TO	ST	Blocks	+/-
		M-A	M-A	M-A	OR DR TOT	PF	FF				BS BA	
11 Lat Mayen	21:08	2-8	1-6	2-2	1 1 2	1 1	7	0	1	0	0 0	-21
24 Yvan Ouedraogo	21:08	1-3	0-0	2-4	3 2 5	1 4	4	0	1	0	1 2	-16
0 Teddy Allen	21:40	3-8	2-5	5-6	0 3 3	4 3	13	2	0	0	1 1	-14
2 Trey McGowens	25:32	2-5	1-2	1-2	1 0 1	1 6	6	0	3	1	0 1	-25
45 Dalano Banton	26:37	3-11	0-4	0-0	1 7 8	1 0	6	0	2	1	1 1	-26
35 Eduardo Andre	07:16	1-1	0-0	1-1	1 1 2	4 1	3	0	1	0	0 0	-1
10 Kobe Webster	20:39	1-8	0-5	0-0	0 2 2	2 0	2	1	1	0	0 0	-32
34 Thorir Thorbjarnarson	23:33	1-3	0-2	0-0	0 5 5	4 0	2	0	2	0	2 0	-18
4 Shamiel Stevenson	14:22	1-5	0-3	4-6	0 0 0	1 3	6	0	2	0	1 0	-20
14 Trevor Lakes	13:52	2-5	1-4	0-0	1 1 2	1 0	5	0	0	1	0 0	-9
3 Elijah Wood	04:13	0-2	0-2	0-0	0 0 0	0 0	0	0	0	1	0 0	2
Team					5 0 5							
Totals		17-60	5-33	15-21	13 22 35	20 18	54	3	15	6	3 5 16	

Technical Fouls: NONE

Ohio State - 90

Record: 8-2 (2-2)

NO. Name	Min	FG	3P	FT	Rebounds	Fouls	TP	AS	TO	ST	Blocks	+/-
		M-A	M-A	M-A	OR DR TOT	PF	FF				BS BA	
14 Justice Sueing	23:11	5-8	1-4	1-1	2 4 6	3 2	12	2	0	1	0 0	22
25 Kyle Young	19:50	3-4	0-0	0-1	0 4 4	2 4	6	2	1	0	0 0	24
2 E.J. Liddell	19:34	3-5	1-1	1-2	1 3 4	2 5	8	2	2	1	2 0	20
4 Duane Washington Jr.	22:49	5-11	3-7	0-0	2 2 2	0 13	3	2	0	0	1 1	19
13 C.J. Walker	21:36	1-5	0-1	2-2	0 2 2	1 1	4	0	0	0	0 0	11
1 Jimmy Sotost	13:46	0-2	0-2	2-2	1 2 3	0 1	2	1	0	0	0 0	11
23 Zed Key	13:42	5-5	0-0	4-6	1 3 4	2 4	14	1	0	1	0 1	14
3 Eugene Brown III	21:33	0-5	0-3	0-0	2 4 6	1 0	0	0	0	0	2 0	13
10 Justin Ahrens	19:54	6-10	6-9	0-0	0 2 2	0 0	18	0	1	1	0 0	27
3 Seth Towns	14:58	2-5	1-4	6-6	0 2 2	3 3	11	3	1	0	0 0	13
42 Harrison Hooklin	05:16	1-2	0-1	0-0	1 2 3	2 0	2	0	1	0	0 0	-3
40 Jansen Davidson Jr.	03:51	0-1	0-0	0-0	0 1 1	0 0	0	0	0	0	0 0	1
Team					3 3 6							
Totals		31-63	12-32	16-20	11 34 45	18 20	90	18	10	3 5 3	3 2 36	

Technical Fouls: NONE

Biggest lead

NEB	2 (1 st 18:16)	41 (2 nd 9:44)
OSU		

Best Scoring Run

NEB	6 (2 nd 6:55)	15 (1 st 7:27)
OSU		

Lead Changes

NEB	4	15
OSU		

Times Tied

NEB	5	9
OSU		

Time with Lead

NEB	02:23	32:28
OSU		

Points from

NEB	OSU
Turnovers	2 21
Paint	22 30
Second Chance	14 15
Fast Breaks	0 11
Bench	18 47

Period by Period Scoring

NEB	21	33	54
OSU	38	52	90

GAME 11: NO. 17 MICHIGAN STATE 84, NEBRASKA 77



Official Basketball Box Score - Final
Michigan St. at Nebraska
01/02/21 Pinnacle Bank Arena, Lincoln
Nebraska vs. Michigan State

Game Time: 7:07 PM
Game Duration: 2:12

Officials: D.J. Garstensen, Rb. Keneman, Edwin Young

Michigan St. - 84

Record: 7-3 (1-3)

NO. Name	Min	FG	3P	FT	Rebounds	Fouls	TP	AS	TO	ST	Blocks	+/-
		M-A	M-A	M-A	OR DR TOT	PF	FF				BS BA	
0 Aaron Henry	32:34	10-16	3-5	4-5	2 2 4	1 5	27	1	2	1	1 0	4
15 Thomas Kithier	22:46	3-3	0-0	1-2	3 1 4	4 1	7	1	1	1	0 0	8
20 Joey Hauser	20:33	1-4	0-2	3-4	0 6 6	2 4	5	1	3	0	0 0	4
1 Joshua Langford	29:25	5-12	1-5	4-4	1 0 1	2 4	15	2	0	2	0 1	0
11 A.J. Hoggard	23:16	2-3	0-0	1-1	0 3 3	2 1	4	5	1	0	2 0	8
3 Foster Loyer	11:10	1-4	0-3	1-2	0 1 1	1 1	3	2	1	0	0 0	2
25 Malik Hall	19:39	0-0	0-0	3 5 8	2 2 3	3 0	0	0	0	0	0 0	0
34 Julius Marble	01:25	0-0	0-0	1-2	0 0 0	2 1	1	0	1	0	0 0	1

GAME 13: MICHIGAN STATE 66, NEBRASKA 56

Official Basketball Box Score - Final
Nebraska at Michigan St.
 02/05/21 Breslin Events Center, East Lansing
 2020-21 Men's Basketball

Game Time: 6:30 PM
 Game Duration: 2:10

Officials: D.J. Christensen, Rob Fley, Edwin Young

Nebraska - 56 **Record: 4-9 (0-6)**

NO.	Name	Min	FG	3P	FT	Rebounds	Fouls	TP	AS	TO	ST	Blocks	BS	BA	+	-	
			M-A	M-A	M-A	OR	DR	TOT	PF	FF	FT	BS	BA				
11	Lat Mayen	F 25:05	4-10	2-7	0-0	1	3	4	1	3	10	0	2	0	0	0	-16
13	Derrick Walker	F 23:19	1-2	0-0	2-4	0	4	4	3	4	2	1	1	1	2	0	-7
0	Teddy Allen	G 23:18	1-10	0-2	1-2	1	2	3	2	4	3	2	3	2	0	5	-12
2	Trey McGowens	G 31:47	5-9	0-1	3-5	0	4	4	2	4	13	3	3	3	0	1	-6
45	Dalano Barton	G 25:40	2-7	0-2	2-3	1	5	6	3	6	1	4	1	2	0	-9	
24	Yvan Ouedraogo	13:50	2-4	0-0	0-3	1	2	3	2	4	0	0	0	0	0	-3	
4	Shamiel Stevenson	19:07	3-7	0-2	2-4	1	3	4	1	3	8	2	3	2	1	0	0
10	Kobe Webster	23:54	1-6	1-3	1-3	1	0	1	0	2	4	1	0	1	0	1	-1
34	Thorir Thorbjarnarson	14:00	2-3	0-0	0-0	0	0	0	2	4	0	1	1	0	0	4	
Team						4	1	5	0	0	0	0	0	0	0	0	
Totals			21-58	3-17	11-24	10	24	34	17	24	56	11	17	12	6	7	-10

Shooting By Period

1st FG% 7-28 25.0%
 3PT% 1-9 11.1%
 FT% 7-14 50%

2nd FG% 14-30 46.7%
 3PT% 2-8 25.0%
 FT% 4-10 40%

GM FG% 21-58 36.2%
 3PT% 3-17 17.6%
 FT% 11-24 45.8%

Dead Ball Rebounds: 5, 0

Michigan St. - 66 **Record: 9-7 (3-7)**

NO.	Name	Min	FG	3P	FT	Rebounds	Fouls	TP	AS	TO	ST	Blocks	BS	BA	+	-	
			M-A	M-A	M-A	OR	DR	TOT	PF	FF	FT	BS	BA				
0	Aaron Henry	F 31:47	6-14	1-4	3-3	1	5	6	3	2	2	1	1	1	15		
20	Joey Hauser	F 13:42	0-3	0-1	0-0	0	1	1	5	2	0	0	2	0	0	-5	
30	Marcus Bingham Jr.	F 13:28	2-4	0-1	2-2	1	3	4	0	1	6	1	0	3	2	0	9
1	Joshua Langford	G 23:39	7-12	4-6	0-1	0	5	5	3	2	1	0	3	0	0	0	-1
3	Foster Loyer	G 17:41	0-3	0-3	6-6	2	2	3	5	6	4	1	1	0	0	0	8
2	Rockett Watts	15:36	2-5	1-3	0-0	0	3	3	2	0	5	3	5	0	0	0	4
15	Thomas Kibler	07:06	0-0	0-0	0	2	2	1	0	0	0	1	0	0	0	0	-2
11	A.J. Hoggard	14:36	1-5	0-2	0	1	2	3	1	2	2	1	0	1	1	0	-3
25	Malik Hall	24:08	1-4	0-1	0-0	1	3	4	1	2	1	3	1	1	0	0	15
44	Gabe Brown	17:52	3-6	0-2	0	1	6	7	0	0	6	0	0	0	1	1	6
34	Julius Marble	11:27	0-2	0-0	3-4	2	2	4	4	2	3	0	1	0	0	0	-2
22	Mady Sissoko	07:59	1-1	0-0	1	1	2	2	1	2	0	0	0	0	0	0	5
10	Jack Hoiberg	00:59	0-0	0-0	0-0	0	0	0	0	0	0	0	0	0	0	0	1
Team						4	0	4	0	0	2						
Totals			23-59	6-23	14-16	12	35	47	24	17	66	16	22	7	7	6	10

Shooting By Period

1st FG% 13-29 44.8%
 3PT% 3-13 23.1%
 FT% 5-5 100%

2nd FG% 10-30 33.3%
 3PT% 3-10 30.0%
 FT% 9-11 81.8%

GM FG% 23-59 39.0%
 3PT% 6-23 26.1%
 FT% 14-16 87.5%

Dead Ball Rebounds: 2, 0

Points from Turnovers

NEB	MSU
1 (1st 11:06)	16 (2nd 16:33)
5 (2nd 8:53)	7 (1st 17:25)
4	2
00:28	38:47

Period by Period Scoring

	1st	2nd	TOT
NEB	22	34	56
MSU	34	32	66

GAME 14: MINNESOTA 79, NEBRASKA 61

Official Basketball Box Score - Final
Nebraska at Minnesota
 02/08/21 Willys Arena, Minneapolis
 2020-21 Men's Basketball

Game Time: 7:00 PM
 Game Duration: 2:39
 Attendance: 29

Officials: Courtney Green, Rob Kuennen, Steve Munkkini

Nebraska - 61 **Record: 4-10 (0-7)**

NO.	Name	Min	FG	3P	FT	Rebounds	Fouls	TP	AS	TO	ST	Blocks	BS	BA	+	-	
			M-A	M-A	M-A	OR	DR	TOT	PF	FF	FT	BS	BA				
11	Lat Mayen	F 22:29	5-9	3-5	2-2	0	6	6	5	2	15	0	1	1	0	0	-6
13	Derrick Walker	F 14:28	1-5	0-0	2-4	1	3	4	4	4	0	3	1	1	3	0	-7
14	Trevor Lakes	F 05:47	0-0	0-0	0-0	0	0	0	1	0	0	0	0	0	0	0	-7
2	Trey McGowens	G 30:15	2-9	0-1	3-5	2	4	6	3	6	7	3	1	0	1	0	-14
45	Dalano Barton	G 31:49	3-9	0-2	3-3	0	5	5	3	4	9	6	5	1	1	0	-17
24	Yvan Ouedraogo	13:01	0-1	0-0	0-2	2	1	3	0	2	0	0	1	1	0	0	-10
4	Shamiel Stevenson	31:28	5-10	0-1	4-6	2	4	6	4	3	14	0	0	0	0	0	-15
10	Kobe Webster	22:29	3-7	0-2	1-2	0	2	2	0	2	7	0	0	0	0	0	-10
34	Thorir Thorbjarnarson	15:43	2-6	0-3	1-1	1	1	2	1	1	5	1	0	0	0	0	-3
35	Eduardo Andre	12:33	0-1	0-0	0-0	0	3	3	1	0	2	0	0	1	0	0	9
Team						3	3	6	0	0	0	0	0	0	0	0	
Totals			21-57	3-15	16-25	11	32	43	22	24	61	12	18	6	5	4	-18

Shooting By Period

1st FG% 11-33 33.3%
 3PT% 0-8 0.0%
 FT% 8-12 66.7%

2nd FG% 10-24 41.7%
 3PT% 3-7 42.9%
 FT% 8-13 61.5%

GM FG% 21-57 36.8%
 3PT% 3-15 20.0%
 FT% 16-25 64.0%

Dead Ball Rebounds: 4, 0

Minnesota - 79 **Record: 12-7 (5-7)**

NO.	Name	Min	FG	3P	FT	Rebounds	Fouls	TP	AS	TO	ST	Blocks	BS	BA	+	-	
			M-A	M-A	M-A	OR	DR	TOT	PF	FF	FT	BS	BA				
23	Brandon Johnson	F 36:16	3-9	2-4	5-6	7	3	10	2	5	13	1	0	0	0	0	16
0	Liam Robbins	C 13:48	2-5	0-2	2-4	1	7	8	5	3	7	0	1	0	3	0	18
1	Tre Williams	G 22:55	3-7	2-5	0-0	0	1	1	3	8	1	0	0	0	1	5	
5	Marcus Carr	G 19:09	7-11	1-4	6-6	0	2	2	4	6	21	8	2	2	0	0	23
22	Gabe Kaberchuk	G 30:55	3-13	1-9	3-5	2	3	5	2	5	10	1	2	1	0	0	14
24	Eric Curry	22:19	3-7	0-0	0	5	5	4	2	6	2	0	0	0	0	0	-5
11	Both Gach	18:22	1-6	1-5	0-0	0	4	4	1	3	2	2	0	0	0	0	2
4	Jamal Meshbom, Jr.	28:39	5-16	1-6	0-1	0	3	3	3	11	0	0	0	0	1	3	10
35	Isaiah Inen	03:44	0-2	0-1	0-0	0	0	0	0	0	0	0	0	1	1	0	2
32	Sam Freeman	03:56	0-0	0-0	0-0	0	1	0	0	0	0	0	0	0	0	0	5
Team						5	2	7	0	0	2						
Totals			27-72	8-36	17-22	16	30	46	24	22	79	15	11	4	4	5	18

Shooting By Period

1st FG% 17-39 43.6%
 3PT% 5-18 27.8%
 FT% 6-8 75%

2nd FG% 10-33 30.3%
 3PT% 3-18 16.7%
 FT% 11-14 78.6%

GM FG% 27-72 37.8%
 3PT% 8-36 22.2%
 FT% 17-22 77.3%

Dead Ball Rebounds: 2, 0

Points from Turnovers

NEB	MINN
0 (1st 20:00)	20 (2nd 0:48)
10 (2nd 13:25)	7 (1st 15:16)
0	13
00:00	39:46

Period by Period Scoring

	1st	2nd	TOT
NEB	30	31	61
MINN	45	34	79

GAME 15: NO. 21 WISCONSIN 61, NEBRASKA 48

Official Basketball Box Score - Final
Wisconsin at Nebraska
 02/10/21 Pinnacle Bank Arena, Lincoln
 2020-21 Men's Basketball

Game Time: 8:40 PM
 Game Duration: 1:58

Officials: Kelly Peffer, Lewis Garrison, Brian Muth

Wisconsin - 61 **Record: 15-6 (9-5)**

NO.	Name	Min	FG	3P	FT	Rebounds	Fouls	TP	AS	TO	ST	Blocks	BS	BA	+	-	
			M-A	M-A	M-A	OR	DR	TOT	PF	FF	FT	BS	BA				
2	Aleem Ford	F 27:14	3-12	1-5	2-2	1	3	4	2	2	9	1	0	0	0	1	17
5	Tyler Wahl	F 26:53	1-8	0-5	1-2	0	4	4	2	2	3	1	1	2	0	0	0
35	Nate Rauers	F 24:55	2-8	0-3	4-4	3	2	5	2	4	8	2	0	0	1	0	4
0	D'Mitrik Trice	G 37:27	3-14	2-7	4-2	1	7	8	2	2	3	0	2	0	0	13	
34	Brad Davison	G 29:33	3-7	3-6	0	1	2	3	3	3	9	3	2	3	0	0	19
1	Jonathan Davis	18:31	4-7	1-3	1-1	0	3	3	3	1	10	1	2	2	1	0	8
11	Micha Potter	14:33	1-2	0-0	3-4	1	1	2	1	3	5	1	2	0	1	0	9
12	Trevor Anderson	18:14	3-4	2-3	0	2	2	1	1	8	0	0	0				

GAME 17: NEBRASKA 62, PENN STATE 61

Official Basketball Box Score - Final
Nebraska at Penn State
 02/14/21 Bryce Jordan Center, University Park, Pa.
 2020-21 Men's Basketball

Game Time: 3:00 PM
 Game Duration: 1:53
 Attendance: 245

Officials: D.L. Christensen, Rob Riley, Brandon Cruz

Nebraska - 62

Record: 5-12 (1-9)

NO.	Name	Min	FG		3P		FT		Rebounds			Fouls		TP	AS	TO	ST	Blocks		+/-
			M-A	M-A	M-A	M-A	OR	DR	TOT	PF	FD	BS	BA							
11	Lat Mayen	28:03	1-4	0-2	0-0	0	3	3	1	0	2	3	1	0	2	0	2	0	1	1
13	Derrick Walker	25:46	4-6	0-0	0-1	1	3	4	2	1	8	1	2	1	1	0	1	0	1	1
0	Teddy Allen	33:27	6-11	2-4	0-0	0	6	6	1	0	14	3	2	0	0	0	3	0	3	3
2	Trey McSowens	23:07	4-9	1-3	1-1	0	2	2	1	3	10	4	3	3	1	1	1	1	1	1
45	Dalano Banton	30:12	3-6	1-2	0-0	0	3	3	2	0	7	6	4	2	0	1	5	0	1	5
35	Eduardo Andre	06:48	1-2	0-0	0-0	0	3	3	3	0	2	1	0	0	0	0	0	0	0	-1
10	Kobe Webster	28:59	5-12	3-8	0-0	0	4	4	1	2	13	0	2	0	0	0	0	0	0	-4
4	Shamiel Stevenson	08:02	1-1	0-0	0-0	0	2	2	1	0	2	0	2	1	1	0	1	0	1	0
34	Thorir Thorbjarnarson	08:12	0-1	0-0	0-0	1	1	2	0	1	0	1	0	0	0	0	0	0	0	-4
24	Yvan Ouedraogo	07:24	2-4	0-0	0-1	1	1	2	0	2	4	0	0	0	0	1	1	1	2	2
Team							2		2		4		0		0					
Totals			27-56	7-19	1-3	5	30	35	12	9	62	19	16	7	6	3	1			

Shooting By Period

1 st	FG%	15-30	50.0%
3 ^{PT}	%	5-13	38.5%
FT%		0-1	0%
2 nd	FG%	12-26	46.2%
3 ^{PT}	%	2-6	33.3%
FT%		1-2	50%
GM	FG%	27-56	48.2%
3 ^{PT}	%	7-19	36.8%
FT%		1-3	33.3%

Dead Ball Rebounds: 0, 0

Technical Fouls: NONE

Penn State - 61

Record: 7-10 (4-9)

NO.	Name	Min	FG		3P		FT		Rebounds			Fouls		TP	AS	TO	ST	Blocks		+/-
			M-A	M-A	M-A	M-A	OR	DR	TOT	PF	FD	BS	BA							
21	John Harrar	28:29	1-5	0-0	4-4	6	5	11	2	5	6	1	2	1	2	0	1	2	0	1
0	Myron Jones	29:33	7-20	3-8	1-3	1	3	4	1	2	18	2	1	0	0	2	0	2	0	-7
2	Myles Dread	31:20	4-10	4-9	2-2	1	1	2	0	2	14	0	1	1	0	0	2	0	2	2
5	Jamarl Wheeler	33:16	1-7	0-5	0-0	1	8	9	4	1	2	2	0	3	0	1	4	0	1	4
12	Izaiah Brockington	30:48	4-9	0-2	3-3	1	2	3	1	2	11	2	4	0	0	1	0	0	1	0
1	Seth Lundy	17:52	3-9	2-6	0-0	0	1	1	0	0	8	2	1	1	1	0	0	0	0	-4
3	Sam Sessoms	17:11	1-3	0-1	0-0	0	1	1	1	0	2	3	1	0	0	0	1	0	1	0
15	Trent Buttrick	11:31	0-2	0-0	0-0	1	1	2	0	0	0	1	1	1	0	2	-2	0	0	-2
Team							2		4		6		0		1					
Totals			21-65	9-31	10-12	13	26	39	9	12	61	13	12	7	3	6	-1			

Shooting By Period

1 st	FG%	13-33	39.4%
3 ^{PT}	%	7-20	35.0%
FT%		2-4	50%
2 nd	FG%	8-32	25.0%
3 ^{PT}	%	2-11	18.2%
FT%		6-8	100%
GM	FG%	21-65	32.3%
3 ^{PT}	%	9-31	29.0%
FT%		10-12	83.3%

Dead Ball Rebounds: 3, 0

Technical Fouls: NONE

	NEB	PSU
Biggest lead	11 (2 nd 8:43)	8 (1 st 10:52)
Best Scoring Run	7 (1 st 1:23)	12 (2 nd 1:58)
Lead Changes	3	
Times Tied	4	
Time with Lead	19:42	17:45

Points from	NEB	PSU
Turnovers	10	15
Paint	34	16
Second Chance	2	10
Fast Breaks	8	10
Bench	21	10

Period by Period Scoring			
	1st	2nd	TOT
NEB	35	27	62
PSU	35	26	61



2020-21 Nebraska Men's Basketball Combined Team Statistics In Conference games

Game Records

Record	Overall	Home	Away	Neutral
ALL GAMES	1-9	0-5	1-4	0-0
CONFERENCE	1-9	0-5	1-4	0-0
NON-CONFERENCE	0-0	0-0	0-0	0-0

Score by Periods

Team	1st	2nd	OT	TOT
Nebraska	294	328	6	628
Opponents	362	376	11	749

Team Box Score

No.	Player	Total			3-Point		F-Throw		Rebounds				PF DQ A TO BLK STL PTS AVG									
		GP-GS	MIN	AVG	FG-FGA	FG%	3FG-FGA	3FG%	FT-FTA	FT%	OFF	DEF	TOT	AVG	PF	DQ	A	TO	BLK	STL	PTS	AVG
0	ALLEN, Teddy	9-9	262:42	29.2	48-116	.414	19-47	.404	22-29	.759	8	32	40	4.4	27	2	13	25	0	5	137	15.2
2	MCGOWENS, Trey	10-10	302:19	30.2	35-98	.357	8-20	.400	34-50	.680	8	35	43	4.3	22	0	25	21	1	17	112	11.2
11	MAYEN, Lat	10-10	257:57	25.8	34-82	.415	18-55	.327	8-9	.889	5	35	40	4.0	24	2	4	12	9	6	94	9.4
45	BANTON, Dalano	10-10	313:07	31.3	32-88	.364	5-26	.192	19-34	.559	10	48	58	5.8	25	1	40	28	8	8	88	8.8
13	WALKER, Derrick	6-6	129:39	21.6	13-23	.565	0-0	.000	6-13	.462	9	20	29	4.8	21	1	9	11	7	7	32	5.3
4	STEVENSON, Shamiel	10-0	121:06	12.1	15-35	.429	1-8	.125	14-22	.636	4	17	21	2.1	11	0	5	20	5	6	45	4.5
10	WEBSTER, Kobe	10-0	202:37	20.3	15-57	.263	7-28	.250	4-7	.571	1	12	13	1.3	7	0	6	4	0	1	41	4.1
24	OUEDRAOGO, Yvan	9-4	155:37	17.3	15-27	.556	0-0	.000	3-19	.158	16	16	32	3.6	12	0	3	5	5	5	33	3.7
34	THORBJARNARSON, Thorir	10-0	166:25	16.6	10-29	.345	3-14	.214	3-5	.600	3	15	18	1.8	17	0	7	5	1	6	26	2.6
14	LAKES, Trevor	5-1	50:54	10.2	3-10	.300	2-8	.250	0-0	.000	1	6	7	1.4	3	0	0	0	1	1	8	1.6
35	ANDRE, Eduardo	9-0	56:59	6.3	4-8	.500	0-0	.000	4-5	.800	1	13	14	1.6	15	1	4	4	2	0	12	1.3
21	PIATKOWSKI, Jace	1-0	00:23	0.4	0-0	.000	0-0	.000	0-0	.000	0	0	0	0.0	0	0	0	0	0	0	0	0.0
3	WOOD, Elijah	3-0	05:13	1.7	0-2	.000	0-2	.000	0-0	.000	0	0	0	0.0	0	0	0	0	0	1	0	0.0
Team											24	12	36					5				
Total		10	2025		224-575	.390	63-208	.303	117-193	.606	90	261	351	35.1	184	7	116	140	39	63	628	62.8
Opponents		10	2025		261-614	.425	84-275	.305	143-189	.757	106	301	407	40.7	173	2	143	123	41	52	749	74.9

Team Statistics

	NEBR	OPP
Scoring	628	749
Points per game	62.8	74.9
Scoring margin	-12.1	-
Field goals-att	224-575	261-614
Field goal pct	.390	.425
3 point fg-att	63-208	84-275
3-point FG pct	.303	.305
3-pt FG made per game	6.3	8.4
Free throws-att	117-193	143-189
Free throw pct	.606	.757
F-Throws made per game	11.7	14.3
Rebounds	351	407
Rebounds per game	35.1	40.7
Rebounding margin	-5.6	-
Assists	116	143
Assists per game	11.6	14.3
Turnovers	140	123
Turnovers per game	14.0	12.3
Turnover margin	-1.7	-
Assist/turnover ratio	0.8	1.2
Steals	63	52
Steals per game	6.3	5.2
Blocks	39	41
Blocks per game	3.9	4.1
Winning streak	1	-
Home win streak	0	-
Attendance	0	274
Home games-Avg/Game	5-0	5-55
Neutral site-Avg/Game	-	0-0

Team Results

Date	Opponent		Score	Att.
12/22/2020	at Wisconsin	L	53-67	0
12/25/2020	Michigan	L	69-80	0
12/30/2020	at Ohio St.	L	54-90	0
01/02/2021	Michigan St.	L	77-84	0
01/10/2021	Indiana	L	76-84	0
02/06/2021	at Michigan St.	L	56-66	0
02/08/2021	at Minnesota	L	61-79	29
02/10/2021	Wisconsin	L	48-61	0
02/12/2021	Illinois	Lot	72-77	0
02/14/2021	at Penn St.	W	62-61	245



2020-21 Nebraska Men's Basketball Combined Team Statistics All games

Game Records

Record	Overall	Home	Away	Neutral
ALL GAMES	5-12	4-7	1-5	0-0
CONFERENCE	1-9	0-5	1-4	0-0
NON-CONFERENCE	4-3	4-2	0-1	0-0

Score by Periods

Team	1st	2nd	OT	TOT
Nebraska	579	614	6	1199
Opponents	592	633	11	1236

Team Box Score

No.	Player	Total					3-Point		F-Throw		Rebounds				Other				PTS	AVG		
		GP-GS	MIN	AVG	FG-FGA	FG%	3FG-FGA	3FG%	FT-FTA	FT%	OFF	DEF	TOT	AVG	PF	DQ	A	TO			BLK	STL
0	ALLEN, Teddy	16-16	444:12	27.8	94-219	.429	32-89	.360	45-65	.692	25	55	80	5.0	41	2	23	40	1	24	265	16.6
2	MCGOWENS, Trey	17-17	490:06	28.8	61-160	.381	16-43	.372	49-76	.645	12	59	71	4.2	42	1	35	37	2	25	187	11.0
45	BANTON, Dalano	17-17	513:40	30.2	63-154	.409	12-51	.235	46-71	.648	21	91	112	6.6	36	1	80	44	17	20	184	10.8
11	MAYEN, Lat	17-17	424:24	25.0	51-131	.389	29-89	.326	14-19	.737	17	64	81	4.8	43	2	13	24	11	8	145	8.5
10	WEBSTER, Kobe	17-0	356:38	21.0	43-113	.381	21-62	.339	12-19	.632	2	27	29	1.7	17	0	16	11	1	7	119	7.0
4	STEVENSON, Shamiel	17-0	251:00	14.8	30-65	.462	2-18	.111	31-44	.705	10	32	42	2.5	29	0	12	31	6	12	93	5.5
13	WALKER, Derrick	6-6	129:39	21.6	13-23	.565	0-0	.000	6-13	.462	9	20	29	4.8	21	1	9	11	7	7	32	5.3
24	OUEDRAGO, Yvan	16-4	278:20	17.4	25-55	.455	0-0	.000	17-42	.405	35	37	72	4.5	27	0	7	9	10	8	67	4.2
14	LAKES, Trevor	6-1	76:55	12.8	7-15	.467	6-13	.462	0-1	.000	2	11	13	2.2	3	0	2	0	1	1	20	3.3
34	THORBJARNARSON, Thorir	17-7	344:21	20.3	21-65	.323	8-35	.229	5-7	.714	9	36	45	2.6	26	0	19	13	1	13	55	3.2
35	ANDRE, Eduardo	10-0	70:49	7.1	8-12	.667	0-0	.000	5-7	.714	2	16	18	1.8	18	1	5	4	4	0	21	2.1
3	WOOD, Elijah	7-0	30:32	4.4	3-11	.273	2-10	.200	0-0	.000	0	5	5	0.7	0	0	3	2	0	2	8	1.1
21	PIATKOWSKI, Jace	4-0	07:50	2.0	1-1	1.000	1-1	1.000	0-0	.000	1	0	1	0.3	0	0	0	0	0	0	3	0.8
44	PORTER, Bret	3-0	06:32	2.2	0-0	.000	0-0	.000	0-0	.000	0	1	1	0.3	1	0	0	1	1	0	0	0.0
Team											33	19	52				6					
Total		17	3425		420-1024	.410	129-411	.314	230-364	.632	178	473	651	38.3	304	8	224	233	62	127	1199	70.5
Opponents		17	3425		434-1057	.411	145-469	.309	223-312	.715	188	497	685	40.3	320	6	239	236	63	98	1236	72.7

Team Statistics

	NEBR	OPP
Scoring	1199	1236
Points per game	70.5	72.7
Scoring margin	-2.2	-
Field goals-att	420-1024	434-1057
Field goal pct	.410	.411
3 point fg-att	129-411	145-469
3-point FG pct	.314	.309
3-pt FG made per game	7.6	8.5
Free throws-att	230-364	223-312
Free throw pct	.632	.715
F-Throws made per game	13.5	13.1
Rebounds	651	685
Rebounds per game	38.3	40.3
Rebounding margin	-2.0	-
Assists	224	239
Assists per game	13.2	14.1
Turnovers	233	236
Turnovers per game	13.7	13.9
Turnover margin	+0.2	-
Assist/turnover ratio	1.0	1.0
Steals	127	98
Steals per game	7.5	5.8
Blocks	62	63
Blocks per game	3.6	3.7
Winning streak	1	-
Home win streak	0	-
Attendance	25	528
Home games-Avg/Game	11-2	6-88
Neutral site-Avg/Game	-	0-0

Team Results

Date	Opponent		Score	Att.
11/25/2020	McNeese	W	102-55	0
11/26/2020	Nevada	L	66-69	0
11/28/2020	North Dakota St.	W	79-57	0
12/01/2020	South Dakota	W	76-69	25
12/09/2020	Georgia Tech	L	64-75	0
12/11/2020	at Creighton	L	74-98	254
12/17/2020	Doane	W	110-64	0
12/22/2020	at Wisconsin	L	53-67	0
12/25/2020	Michigan	L	69-80	0
12/30/2020	at Ohio St.	L	54-90	0
01/02/2021	Michigan St.	L	77-84	0
01/10/2021	Indiana	L	76-84	0
02/06/2021	at Michigan St.	L	56-66	0
02/08/2021	at Minnesota	L	61-79	29
02/10/2021	Wisconsin	L	48-61	0
02/12/2021	Illinois	Lot	72-77	0
02/14/2021	at Penn St.	W	62-61	245