



NEBRASKA BASKETBALL

2021-22 GAME NOTES



GAME #12

OPPONENT: KANSAS STATE
DATE: SUNDAY, DEC. 19
TIPOFF: 5:01 P.M.
ARENA: PINNACLE BANK ARENA (15,000)
TICKETS: HUSKERS.COM/TICKETS

SUNDAY'S GAME AT A GLANCE



2021-22 Record:6-3
Head Coach: Bruce Weber
Record at K-State: 176-133 (10th year)
Career Record: 489-288 (24th year)



Huskers Radio Network
Play-by-Play: Kent Pavelka
Analyst: Jake Muhleisen



2021-22 Record:5-6
Head Coach: Fred Hoiberg
Record at Nebraska: 19-51 (3rd year)
Career Record: 134-107 (8th year)



BIG Network
Play-by-Play: Larry Punteney
Analyst: Nick Bahe
Also available on Fox Sports app

ON THE AIR

Radio: Sunday's game will be carried on the Huskers Radio Network, including KLIN (1400 AM) in Lincoln, KXSP (590 AM) in Omaha and KRNV (880 AM) in Lexington and will also be available on Huskers.com and the Huskers app.

TV/Online: Sunday's game will be televised on Big Ten Network with Larry Punteney and Nick Bahe on the call. It is also available on the web, mobile devices and connected TVs via the Fox Sports app.

HUSKERS RENEW RIVALRY WITH KANSAS STATE ON SUNDAY

The Husker men's basketball team resumes one of its oldest rivalries on Sunday afternoon, as Nebraska hosts Kansas State at Pinnacle Bank Arena. Tipoff for the first matchup between the programs since 2011 is set for 5 p.m. (central) and the matchup will be televised on BTN and carried on the Huskers Radio Network. It is part of a doubleheader at PBA on Sunday, as the Husker women will host Drake at Noon. Tickets for both contests are available by visiting Huskers.com/Tickets, calling the NU Athletic Ticket Office at 800-8-BIGRED and at the Pinnacle Bank Arena box office beginning 90 minutes prior to tipoff.

Sunday's game with the Wildcats is the start of a three-year series with future matchups set for both 2022 (Manhattan) and 2023 (Kansas City). The series was originally set to begin last year in Kansas City, but was delayed one year because of the COVID-19 pandemic.

The Huskers (5-6) have been off for final exams since a 99-68 loss against No. 18 Auburn in Atlanta on Dec. 11. That day, the Huskers ran into a red-hot Tiger squad that shot 51 percent from the field and went 14-of-31 from 3-point range. Auburn forced NU into a season-high 20 turnovers and turned them into 30 points. NU entered the contest in the top-20 nationally in turnover rate, but struggled against the Tigers' pressure.

For Nebraska, C.J. Wilcher came off the bench for a career-high 17 points, including 4-of-6 shooting from 3-point range in a losing effort. His four 3-pointers were a career high and the fifth time this season the second-year freshman hit multiple 3-pointers in a game. On the season, Wilcher, who played at Xavier last season, is fifth on the team in scoring at 7.5 points per game and is also second on the squad with 17 3-pointers.

Kansas State (6-3) comes to Lincoln after an 82-64 win over Green Bay on Dec. 12. Markquis Nowell led three Wildcats in double figures with 22 points and eight assists, as KSU shot 62 percent in the first half in building a 46-30 halftime lead. Ismael Massoud added 17 points, while Mark Smith had 14 points and 10 boards for Kansas State, which shot 55 percent and had just eight turnovers.

6 Derrick Walker's double-double (10 points/10 rebounds) against No. 18 Auburn was the sixth double-double by a Husker in the first 11 games this season. Last year, NU had just two in 27 contests.

2021-22 SCHEDULE

| Date | RK | Opponent | TV/Online | Time |
|------------|------|----------------------------------|-------------|------------------|
| Nov. 9 | -/- | Western Illinois | B1G+ | L, 74-75 |
| Nov. 12 | -/- | Sam Houston | B1G+ | W, 74-65 |
| Nov. 16 | -/- | Creighton (Gavitt Games) | FS1 | L, 69-77 |
| Nov. 19 | -/- | Idaho State | B1G+ | W, 78-60 |
| Nov. 21 | -/- | Southern | ESPNU | W, 82-59 |
| Nov. 23 | -/- | Tennessee State | B1G Network | W, 79-73 |
| Nov. 27 | -/- | South Dakota | B1G+ | W, 83-70 |
| Dec. 1 | -/- | at NC State (B1G/ACC Challenge) | ESPNU | L, 100-104 (4OT) |
| Dec. 4 | -/RV | at Indiana * | B1G Network | L, 55-68 |
| Dec. 7 | -/RV | Michigan * | ESPN2 | L, 67-102 |
| Dec. 11 | -/18 | vs. Auburn (Holiday Hoopsgiving) | ESPN2 | L, 68-99 |
| Dec. 19 | -/- | Kansas State | B1G Network | 5 p.m. |
| Dec. 22 | -/- | Kennesaw State | ESPNU | 6:30 p.m. |
| Jan. 2 | -/- | Ohio State * | B1G Network | 7 p.m. |
| Jan. 5 | -/- | at Michigan State * | B1G Network | 6 p.m. |
| Jan. 8 | -/- | at Rutgers * | B1G Network | 1 p.m. |
| Jan. 11 | -/- | Illinois * | B1G Network | 7:30 p.m. |
| Jan. 14 | -/- | at Purdue * | FS1 | 5:30 p.m. |
| Jan. 17 | -/- | Indiana * | B1G Network | 5 p.m. |
| Jan. 22 | -/- | at Ohio State * | B1G Network | 1:15/3:30 p.m. |
| Jan. 25 | -/- | Wisconsin * | B1G Network | 8 p.m. |
| Jan. 29 | -/- | Rutgers * | B1G Network | 5:30 p.m. |
| Feb. 1 | -/- | at Michigan * | B1G Network | 8 p.m. |
| Feb. 5 | -/- | Northwestern * | B1G Network | Noon |
| Feb. 9 | -/- | Minnesota * | B1G Network | 8 p.m. |
| Feb. 13 | -/- | at Iowa * | FS1 | 2 p.m. |
| Feb. 18 | -/- | Maryland * | B1G Network | 8 p.m. |
| Feb. 22 | -/- | at Northwestern * | B1G Network | 7 p.m. |
| Feb. 25 | -/- | Iowa * | FS1 | 8 p.m. |
| Feb. 28 | -/- | at Penn State * | B1G Network | 6 p.m. |
| March 6 | -/- | at Wisconsin * | B1G Network | 1 p.m. |
| March 9-13 | -/- | at Big Ten Tournament | TBA | |

*-Big Ten Conference Game; Home games are in red and bold; All times listed as central.

2021-22 ROSTER AT A GLANCE

| No | Name | Pos. | Ht. | Wt. | Yr. | Hometown | GP/GS | MPG | PPG | RPG | APG |
|----|---------------------|------|------|-----|------|-------------------------------|-------|------|------|-----|-----|
| 0 | C.J. Wilcher | G | 6-5 | 221 | Fr. | Plainfield, N.J. | 11/1 | 25.6 | 7.5 | 3.2 | 1.3 |
| 1 | Alonzo Verge Jr. | G | 6-3 | 164 | Sr. | Chicago, Ill. | 11/11 | 29.5 | 16.0 | 5.7 | 5.5 |
| 2 | Trey McGowens | G | 6-4 | 196 | Jr. | Pendleton, S.C. | 3/3 | 23.0 | 6.3 | 5.0 | 1.3 |
| 3 | Quaran McPherson | G | 6-3 | 199 | Fr. | Queens, N.Y. | DNP | | | | |
| 4 | Jackson Cronin | G | 6-1 | 187 | Fr. | Great Neck, N.Y. | 5/0 | 1.2 | 0.0 | 0.2 | 0.0 |
| 5 | Bryce McGowens | G | 6-7 | 179 | Fr. | Pendleton, S.C. | 11/11 | 33.9 | 16.2 | 6.4 | 1.7 |
| 10 | Kobe Webster | G | 6-0 | 176 | Sr. | Indianapolis, Ind. | 9/0 | 19.9 | 7.0 | 1.2 | 1.7 |
| 11 | Lat Mayen | F | 6-9 | 217 | Jr. | Adelaide, Australia | 10/10 | 20.1 | 4.6 | 3.3 | 0.8 |
| 12 | Sam Hoiberg | G | 6-0 | 183 | Fr. | Lincoln, Neb. | DNP | | | | |
| 13 | Derrick Walker Jr. | F | 6-9 | 239 | Jr. | Kansas City, Mo. | 11/11 | 25.6 | 9.1 | 6.4 | 1.3 |
| 14 | Trevor Lakes | F | 6-8 | 220 | Sr. | Lebanon, Ind. | 4/0 | 5.5 | 1.0 | 0.5 | 0.0 |
| 15 | Chris McGraw | G | 6-0 | 176 | So. | Columbus, Ohio | 5/0 | 1.4 | 0.0 | 0.0 | 0.2 |
| 21 | Jace Piatkowski | G | 6-3 | 177 | RFr. | Omaha, Neb. | DNP | | | | |
| 23 | Keon Edwards | G | 6-7 | 204 | Fr. | Houston, Texas | 10/5 | 7.6 | 0.6 | 0.8 | 0.1 |
| 30 | Keisei Tominaga | G | 6-2 | 178 | So. | Moriyama Nagoya Aichi, Japan | 11/3 | 20.0 | 7.7 | 1.5 | 0.4 |
| 32 | Wilhelm Breidenbach | F | 6-10 | 227 | Fr. | Rancho Santa Margarita, Calif | 10/0 | 15.7 | 3.7 | 2.7 | 0.6 |
| 33 | Oleg Kojenets | F | 7-0 | 223 | Fr. | Kaunas, Lithuania | DNP | | | | |
| 35 | Eduardo Andre | F | 6-11 | 236 | Fr. | London, England | 9/0 | 11.2 | 3.7 | 3.3 | 0.2 |

2021-22 NEBRASKA BASKETBALL ROSTER

| No. | VL | Name | Pos. | Ht. | Wt. | Yr. | Hometown | Previous School | Twitter | Instagram |
|-----|----|---------------------|------|------|-----|------|--------------------------------|--------------------------------|------------------|----------------|
| 0 | | C.J. Wilcher | G | 6-5 | 221 | Fr. | Plainfield, N.J. | Xavier | @CJWilcher | cj_wilcher |
| 1 | | Alonzo Verge Jr. | G | 6-3 | 164 | Sr. | Chicago, Ill. | Arizona State | @zo_verge1 | |
| 2 | * | Trey McGowens | G | 6-4 | 196 | Jr. | Pendleton, S.C. | Pittsburgh | @Trey5mac_ | trey.mac |
| 3 | | Quaran McPherson | G | 6-3 | 199 | Fr. | Queens, N.Y. | Link Year [Mo.] School | @cbg_quaran | |
| 4 | | Jackson Cronin | G | 6-1 | 187 | Fr. | Great Neck, N.Y. | North | @jackson_cronin | jacksoncronin_ |
| 5 | | Bryce McGowens | G | 6-7 | 179 | Fr. | Pendleton, S.C. | Legacy Early College | @BryceMcgowens5 | bryce.mcgowens |
| 10 | * | Kobe Webster | G | 6-0 | 176 | Sr. | Indianapolis, Ind. | Western Illinois | @k10webster | k10webster |
| 11 | * | Lat Mayen | F | 6-9 | 217 | Jr. | Adelaide, Australia | Chipola (Fla.) College | @lattmayen | |
| 12 | | Sam Hoiberg | G | 6-0 | 183 | Fr. | Lincoln, Neb. | Pius X | @samhoiberg | samhoiberg |
| 13 | * | Derrick Walker Jr. | F | 6-9 | 239 | Jr. | Kansas City, Mo. | Tennessee | @derric_k | derric_k |
| 14 | * | Trevor Lakes | F | 6-8 | 220 | Sr. | Lebanon, Ind. | Indianapolis | @T_lakes14 | tlakes14 |
| 15 | | Chris McGraw | G | 6-0 | 176 | So. | Columbus, Ohio | Otterbein | @chrismcgraw14 | chrismcgraw14 |
| 21 | ** | Jace Piatkowski | G | 6-3 | 177 | RFr. | Omaha, Neb. | Elkhorn South | @jacepiatkowski6 | jacepiatkowski |
| 23 | | Keon Edwards | G | 6-7 | 204 | Fr. | Houston, Texas | DePaul | @KeonEdwards | kce35 |
| 30 | | Keisei Tominaga | G | 6-2 | 178 | So. | Moriyama Nagoya Aichi, Japan | Ranger (Texas) College | @KeiseiTominaga | keisei.kb30 |
| 32 | | Wilhelm Breidenbach | F | 6-10 | 227 | Fr. | Rancho Santa Margarita, Calif. | Mater Dei | @wilhelm13 | wil.helm |
| 33 | | Oleg Kojenets | F | 7-0 | 223 | Fr. | Kaunas, Lithuania | Western Reserve (Ohio) Academy | | |
| 35 | * | Eduardo Andre | F | 6-11 | 236 | Fr. | London, England | AZ Compass Prep | @EastLDNAndre | andreswrld_ |

2021-22 NEBRASKA BASKETBALL COACHING STAFF

Head Coach

Fred Hoiberg, third season (Iowa State, 1995)

Assistant Coaches

- Matt Abdelmassih, second season (St. John's, 2007)
- Armon Gates, third season (Kent State, 2006)
- Nate Loenser, first season (Iowa State, 2002)

Special Assistant to the Head Coach

Doc Sadler, first season as special assistant, ninth season overall (Arkansas, 1982)

Support Staff

- Director of Men's Basketball Strength & Conditioning: Kurt Joseph
- Video Coordinator: Matt Holt
- Director of Basketball Operations: Luca Virgilio
- Assistant Director of Basketball Operations: Sheryl Burbach
- Director of Player Development: Bertram "Buzzy" Caruthers
- Recruiting Coordinator: Athan Katsantonis
- Graduate Manager: Hallice Cooke
- Graduate Manager: Keenan Holdman
- Athletic Trainer: R.J. Pietig
- Team Nutritionist: Jake Blattner
- Sports Psychologist: Brett Woods
- NAPL Director: Chris Bach
- Equipment Manager: Pat Norris

PRONUNCIATION GUIDE

| Name | Pronunciation |
|---------------------|------------------------------|
| Matt Abdelmassih | Abdel-massey |
| Wilheim Breidenbach | bride-en-bock |
| Athen Katsatonis | kat-san-to-nis |
| Oleg Kojenets | Oh-leg Co-yah-net |
| Nate Loenser | Len-zer |
| Lat Mayen | Latt [rhymes w/ Matt] MAY-en |
| Quaran McPherson | kr-aan |
| Jace Piatkowski | Pie-it-COW-ski |
| Keisei Tominaga | Kay-say Toe-may-nawga |
| C.J. Wilcher | WILL-chur |

HUSKERS RADIO NETWORK



KENT PAVELKA

- Is in his 35th season of calling Husker men's basketball
- Called NU basketball for two stretches from 1974-1996 before returning to play-by-play duties full time in 2006-07
- Called his 1,000th Husker basketball game in 2018-19
- Six-time Nebraska Sportscaster of the Year who was inducted into the Nebraska Broadcasters Hall of Fame in 2019



JAKE MUHLEISEN

- Is in his fourth season as full-time color analyst after serving in a part-time basis for five seasons
- Was a four-year starter at guard for Nebraska from 2002-05
- Three-year team captain and started 98 games in his career
- Served as a graduate assistant at Creighton from 2005-07

| City | Station | Frequency |
|--------------|---------|-----------|
| Ainsworth | KBRB-AM | 1400 |
| Alliance | KCOW-AM | 1400 |
| Beatrice | KWBE-AM | 1450 |
| Broken Bow | KBBN-FM | 95.3 |
| Chadron | KCSR-AM | 610 |
| Columbus | KJSK-AM | 900 |
| Cozad | KAMI-AM | 1580 |
| Fairbury | KGMT-AM | 1310 |
| Falls City | KTNC-AM | 1230 |
| Fremont | KFMT-FM | 105.5 |
| Grand Island | KRGI-AM | 1430 |
| Hastings | KHAS-AM | 1230 |
| Hastings | KLIQ-FM | 94.5 |
| Holdrege | KUVR-AM | 1380 |
| Imperial | KADL-FM | 102.9 |
| Kearney | KGFW-AM | 1340 |
| Lexington | KRVN-AM | 880 |
| Lincoln | KLIN-AM | 1400 |
| Lincoln | KLIN-FM | 99.3 |
| McCook | KSWN-FM | 93.9 |
| McCook | KZMC-FM | 102.1 |

| City | Station | Frequency |
|------------------|---------|-----------|
| Nebraska City | KNCY-AM | 1600 |
| Norfolk | KNEN-FM | 94.7 |
| North Platte | KODY-AM | 1240 |
| Omaha | KXSP-AM | 590 |
| Omaha | KXSP-AM | 590 |
| Scottsbluff | KNEB-AM | 960 |
| Scottsbluff | KNEB-FM | 94.1 |
| Sidney | KSID-AM | 1340 |
| Sioux City, Iowa | KSEZ-FM | 97.9 |
| Superior | KRFS-AM | 1600 |
| Superior | KRFS-FM | 103.9 |
| Valentine | KVSH-AM | 940 |
| West Point | KTIC-AM | 840 |

Also available nationwide on Huskers.com and the Huskers App. Inside Pinnacle Bank Arena, fans can listen on 87.7 FM.

PROBABLE STARTERS VS. KANSAS STATE (BASED OFF LAST GAME)

NATIONAL POLLS



#1 ALONZO VERGE JR. | G | SR. | 6-4 | 164 | CHICAGO, ILL.

2021-22 Averages: PPG: 16.0 | RPG: 5.7 | APG: 5.5 | SPG: 1.4

Worth Noting: Grad transfer who is second in Big Ten in assists and 12th in scoring...Finished with 10 points and four assists vs. Auburn...Led NU with 31 points and eight caroms vs. Michigan...Nearly posted triple double at NC State with 25 points, 11 assists and nine boards...Had 18 points and 10 assists vs. Tenn. State... Posted his first career double-double in his debut, finishing with 26 points and a career-high 13 rebounds... Averaged 14.0 ppg, 3.8 apg and 3.9 rpg per game at ASU in 2020-21...Was among the Pac-12 leaders in scoring (15th), assists (seventh) and assist-to-turnover ratio (sixth) in 2020-21...Was the Pac-12 Sixth Man of the Year in 2019-20, averaging 14.6 points per game, including a 43-point performance vs. Saint Mary's.

Career Bests (includes ASU): Pts: 43 | Reb: 13 | Ast: 11 | Stl: 4 (3x) | Bl: 1 (8x)



#5 BRYCE MCGOWENS | G | FR. | 6-7 | 179 | PENDLETON, S.C.

2021-22 Averages: PPG: 16.2 | RPG: 6.4 | APG: 1.7

Worth Noting: Five-star recruit who leads all Big Ten freshmen in scoring and rebounding...Two-time Big Freshman of the Week...Had 14 points vs. No. 18 Auburn...Had 24 points and nine rebounds at NC State, his fourth 20-point game of 2021-22...Collected first double-double with 18 points, 11 caroms vs. Southern... Led NU with 29 points on 9-of-13 shooting vs. Sam Houston...Had 25 points in his debut - the most ever by a Husker freshman in a debut...Totaled 2,341 points in high school...Played in the 2021 Allen Iverson Classic and was chosen for the Jordan Brand Classic...Averaged 21.6 points, 4.7 rebounds and 3.1 assists for Legacy Early College in 2020-21...South Carolina Player of the Year by Gatorade and Max Preps.

Career Bests: Pts: 29 | Reb: 11 | Ast: 4 (2x) | Stl: 2



#30 KEISEI TOMINAGA | G | SO. | 6-2 | 178 | MORIYAMA NAGOYA AICHI, JAPAN

2021-22 Averages: PPG: 7.7 | RPG: 1.5

Worth Noting: Junior college transfer who provides floor spacing and shooting...Had three points in 24 minutes vs. Auburn...Recorded five double-figure games, most recently against Michigan on Dec. 7... Had 16 points, including five 3-pointers, in the 40T loss at NC State...Scored a career-high 23 points on 8-of-11 shooting in 22 minutes against South Dakota...Played in the Tokyo Olympics in 3x3 Basketball, helping Japan to the medal round as he was third in scoring despite being the youngest player in the field...Spent two seasons at Ranger (Texas) College, totaling 198 3-pointers in that span...Averaged 16.3 ppg at Ranger College, helping the school to the NJCAA semifinals in 2021.

Career Bests: Pts: 23 | Reb: 3 (2x) | Ast: 2 | Stl: 3 (2x)



#11 LAT MAYEN | F | JR. | 6-9 | 217 | ADELAIDE, AUSTRALIA

2021-22 Averages: PPG: 4.6 | RPG: 3.3

Worth Noting: Second-year starter in the frontcourt...Finished with six points and a season-high seven boards vs. No. 18 Auburn...Totaled eight points and four boards in 16 minutes at NC State...Had a season-high nine points along with five boards in 21 minutes vs. Creighton...Started all 27 games in 2020-21, averaging 8.6 points and 4.5 rebounds per game...Posted first career double-double at No. 5 Iowa with 14 points and 13 boards...Had a career-high 25 points on 9-of-11 shooting (including 5-of-7 from 3) against Rutgers...Rated the No. 18 JUCO player in 2020 class by JUCORecruiting.com...Averaged 11.8 points and 8.4 boards per game at Chipola...Began career at TCU, where he played in 17 games in 2018-19 before a knee injury.

Career Bests (includes TCU): Pts: 25 | Reb: 13 | Ast: 4 | Stl: 2



#13 DERRICK WALKER | F | JR. | 6-9 | 239 | KANSAS CITY, MO.

2021-22 Averages: PPG: 9.1 | RPG: 6.4 | BPG: 1.3 | APG: 1.3

Worth Noting: Second-year starter who is shooting 80 percent from the field...Posted his second double-double vs. Auburn with 10 points, 10 boards and four assists...Had first career double-double with 12 points and a career-high 13 boards at NC State...Career-high 16 points on 7-of-7 shooting vs. Tenn. State...Played NU's final 16 games of 2020-21, averaging 5.9 ppg on 60% shooting and 4.8 rpg... Played in 30 games at Tennessee in 2018-19 as the Volunteers reached the NCAA Sweet 16...Helped the Volunteers to an SEC title in 2017-18...Four-star prospect by ESPN who played at Sunrise (Kan.) Christian Academy...Played on MOKAN Elite AAU program with Trae Young and Michael Porter Jr.

Career Bests (includes Tennessee): Pts: 16 | Reb: 13 | Ast: 6 | Bl: 3

ASSOCIATED PRESS (DEC. 13)

| No | Team (1st) | Record | Points | Prev. |
|----|---------------------|--------|--------|-------|
| 1 | Baylor (61) | 9-0 | 1,525 | 2 |
| 2 | Duke | 7-1 | 1,429 | 3 |
| 3 | Purdue | 9-1 | 1,319 | 1 |
| 4 | UCLA | 9-1 | 1,312 | 4 |
| 5 | Gonzaga | 8-2 | 1,291 | 5 |
| 6 | Alabama | 8-1 | 1,202 | 9 |
| 7 | Kansas | 8-1 | 1,181 | 8 |
| 8 | Arizona | 9-0 | 1,172 | 11 |
| 9 | Villanova | 7-3 | 924 | 6 |
| 10 | Southern California | 10-0 | 810 | 16 |
| 11 | Iowa State | 10-0 | 798 | 17 |
| 12 | Michigan State | 9-2 | 707 | 19 |
| 13 | Auburn | 8-1 | 693 | 18 |
| 14 | Houston | 8-2 | 683 | 14 |
| 15 | Ohio State | 8-2 | 656 | 21 |
| 16 | Seton Hall | 9-1 | 635 | 23 |
| 17 | Texas | 6-2 | 583 | 7 |
| 18 | Tennessee | 7-2 | 390 | 13 |
| 19 | LSU | 9-0 | 376 | 25 |
| 20 | UConn | 9-2 | 360 | 15 |
| 21 | Kentucky | 7-2 | 345 | 10 |
| 22 | Xavier | 9-1 | 301 | NR |
| 23 | Colorado State | 10-0 | 251 | NR |
| 24 | Arkansas | 9-1 | 241 | 12 |
| 25 | Texas Tech | 7-1 | 164 | NR |

Others receiving votes: Wisconsin 156, North Carolina 85, Providence 57, Oklahoma 46, San Francisco 36, Illinois 31, West Virginia 24, Loyola Chicago 20, Michigan 8, St. Bonaventure 6, BYU 4, Minnesota 3, Creighton 1

USA TODAY COACHES (DEC. 13)

| No | Team (1st) | Record | Points | Prev. |
|----|-----------------|--------|--------|-------|
| 1 | Baylor (30) | 9-0 | 797 | 2 |
| 2 | Duke (1) | 7-1 | 747 | 3 |
| 3 | UCLA | 9-1 | 679 | 4 |
| 4 | Purdue | 9-1 | 663 | 1 |
| 4 | Gonzaga | 8-2 | 663 | 5 |
| 6 | Arizona | 9-0 | 658 | 8 |
| 7 | Kansas | 8-1 | 613 | 7 |
| 8 | Alabama (1) | 8-1 | 612 | 9 |
| 9 | USC | 10-0 | 443 | 15 |
| 10 | Villanova | 7-3 | 415 | 6 |
| 11 | Iowa State | 10-0 | 398 | 19 |
| 12 | Michigan State | 9-2 | 376 | 20 |
| 13 | Houston | 8-2 | 369 | 13 |
| 14 | Auburn | 8-1 | 345 | 21 |
| 15 | Ohio State | 8-2 | 338 | 22 |
| 16 | Seton Hall | 9-1 | 337 | 25 |
| 17 | Texas | 6-2 | 255 | 11 |
| 18 | Tennessee | 7-2 | 250 | 14 |
| 19 | Arkansas | 9-1 | 203 | 10 |
| 20 | Louisiana State | 9-0 | 184 | 24 |
| 21 | Kentucky | 7-2 | 182 | 12 |
| 22 | Connecticut | 9-2 | 181 | 18 |
| 23 | Colorado State | 10-0 | 153 | NR |
| 24 | Texas Tech | 7-1 | 123 | NR |
| 25 | Xavier | 9-1 | 117 | NR |

Others receiving votes: Wisconsin 110; Providence 41; San Francisco 36; North Carolina 31; Florida 17; Oklahoma 13; St. Bonaventure 11; Loyola-Chicago 10; Brigham Young 9; Minnesota 7; Illinois 6; West Virginia 5; Saint Mary's 2; Weber St. 1.

THE UNIVERSITY OF NEBRASKA-LINCOLN CURRENTLY REQUIRES A FACE COVERING IN ALL INDOOR SPACES.

BIG TEN STANDINGS (AS OF DEC. 16)

| Team | B1G | Pct. | Overall | Pct. |
|----------------|-----|-------|---------|-------|
| Michigan State | 2-0 | 1.000 | 9-2 | 0.818 |
| Ohio State | 2-0 | 1.000 | 8-2 | 0.800 |
| Illinois | 2-0 | 1.000 | 7-3 | 0.700 |
| Northwestern | 1-0 | 1.000 | 7-2 | 0.778 |
| Purdue | 1-1 | 0.500 | 9-1 | 0.900 |
| Minnesota | 1-1 | 0.500 | 9-1 | 0.900 |
| Indiana | 1-1 | 0.500 | 8-2 | 0.800 |
| Wisconsin | 1-1 | 0.500 | 9-2 | 0.818 |
| Michigan | 1-1 | 0.500 | 6-4 | 0.600 |
| Rutgers | 1-1 | 0.500 | 5-5 | 0.500 |
| Maryland | 0-1 | 0.000 | 6-4 | 0.600 |
| Iowa | 0-2 | 0.000 | 7-3 | 0.700 |
| Penn State | 0-2 | 0.000 | 5-5 | 0.500 |
| Nebraska | 0-2 | 0.000 | 5-6 | 0.455 |

Upcoming Schedule/Results

| Date | Matchup or Result | Time |
|---------|---|-----------|
| Dec. 14 | at Minnesota 79, TAMU Corpus-Christi 71 | |
| Dec. 15 | Wisconsin 71, Nicholls St. 68 | |
| Dec. 18 | Purdue vs. Butler | 11 a.m. |
| | St. Francis at Illinois | Noon |
| | Indiana vs. Notre Dame | 1:30 p.m. |
| | DePaul at Northwestern | 2 p.m. |
| | Penn State at VCU | ccd |
| | Rider at Rutgers | 4 p.m. |
| | Ohio State vs. Kentucky | 4 p.m. |
| | Southern Utah at Michigan | 6 p.m. |
| | Iowa vs. Utah State | 7 p.m. |
| Dec. 19 | Kansas State at Nebraska | 5 p.m. |
| Dec. 20 | Illinois-Springfield at Northwestern | 6 p.m. |
| | Incarinate Word at Purdue | 6 p.m. |
| Dec. 21 | Purdue-Fort Wayne at Michigan | 6 p.m. |
| | Southeastern Louisiana at Iowa | 6 p.m. |
| | UT-Martin at Ohio State | 6 p.m. |
| | Michigan State vs. Oakland | 6:30 p.m. |
| Dec. 22 | Quinnipiac at Penn State | 4 p.m. |
| | Northern Kentucky at Indiana | 6 p.m. |
| | Kennesaw State at Nebraska | 6:30 p.m. |
| | Green Bay at Minnesota | 7 p.m. |
| | Illinois vs. Missouri | 8 p.m. |
| Dec. 23 | Morgan State at Wisconsin | 6 p.m. |
| | Central Connecticut at Rutgers | 7:30 p.m. |

BY THE NUMBERS

| Nebraska Cornhuskers | | | Kansas State Wildcats | | |
|---------------------------------------|----------|---------|---------------------------------------|---------|---------|
| 2021-22 Team Statistics (Record: 5-6) | | | 2021-22 Team Statistics (Record: 6-3) | | |
| Category | Nebraska | OPP | Category | KSU | OPP |
| SCORING | 829 | 852 | SCORING | 639 | 537 |
| Points per game | 75.4 | 77.5 | Points per game | 71.0 | 59.7 |
| Scoring margin | -2.1 | - | Scoring margin | +11.3 | - |
| FIELD GOALS-ATT | 294-688 | 309-739 | FIELD GOALS-ATT | 231-518 | 191-498 |
| Field goal pct | .427 | .418 | Field goal pct | .446 | .384 |
| 3 POINT FG-ATT | 72-278 | 114-322 | 3 POINT FG-ATT | 69-200 | 53-216 |
| 3-point FG pct | .259 | .354 | 3-point FG pct | .345 | .245 |
| 3-pt FG made per game | 6.5 | 10.4 | 3-pt FG made per game | 7.7 | 5.9 |
| FREE THROWS-ATT | 169-228 | 120-188 | FREE THROWS-ATT | 108-148 | 102-153 |
| Free throw pct | .741 | .638 | Free throw pct | .730 | .667 |
| F-Throws made per game | 15.4 | 10.9 | F-Throws made per game | 12.0 | 11.3 |
| REBOUNDS | 404 | 491 | REBOUNDS | 340 | 304 |
| Rebounds per game | 36.7 | 44.6 | Rebounds per game | 37.8 | 33.8 |
| Rebounding margin | -7.9 | - | Rebounding margin | +4.0 | - |
| ASSISTS | 148 | 164 | ASSISTS | 131 | 107 |
| Assists per game | 13.5 | 14.9 | Assists per game | 14.6 | 11.9 |
| TURNOVERS | 132 | 169 | TURNOVERS | 103 | 125 |
| Turnovers per game | 12.0 | 15.4 | Turnovers per game | 11.4 | 13.9 |
| Turnover margin | +3.4 | - | Turnover margin | + 2.5 | - |
| Assist/turnover ratio | 1.1 | 1.0 | Assist/turnover ratio | 1.3 | 0.9 |
| STEALS | 83 | 76 | STEALS | 69 | 50 |
| Steals per game | 7.5 | 6.9 | Steals per game | 7.7 | 5.6 |
| BLOCKS | 37 | 36 | BLOCKS | 16 | 26 |
| Blocks per game | 3.4 | 3.3 | Blocks per game | 1.8 | 2.9 |

ABOUT KANSAS STATE

The Wildcats make the 135-mile trek to Pinnacle Bank Arena for the first time on Sunday. Kansas State comes into the matchup with a 6-3 record following a win over Green Bay on Sunday. The Wildcats' best win in non-conference play was a 65-59 win at Wichita State, while their three losses have been neutral-site losses to Illinois and Arkansas as well as a one-point loss to Marquette on Dec. 8.

Bruce Weber is in his 10th season at the helm of the Wildcat program and has guided Kansas State to five NCAA Tournament appearances, including an Elite Eight finish in 2018-19. Before taking over the Wildcats, Weber coached at Illinois for nine seasons, highlighted by an NCAA runner-up finish in 2005. His last season at Illinois (2011-12) was the Huskers' first in the Big Ten, as the teams split a pair of games that year.

The Wildcats are a balanced squad with six players averaging more than seven points per game. Nijel Pack is Kansas State's leading scorer at 14.4 points per game, including 48 percent from 3-point range. Pack had missed a pair of games following a concussion before scoring six points in 14 minutes off the bench against Green Bay. Arkansas Little Rock transfer Markquis Nowell has made a significant impact, averaging 13.2 points per game along with a team-high 4.6 assists per game. Nowell had a season-high 22 points, including four 3-pointers, and eight assists against Green Bay and had 11 points and 11 assists in the loss to Marquette. Mark Smith, who originally began his collegiate career at Arkansas, is the third Wildcat averaging double figures, as he averages 10.0 points and a team-high 7.8 rebounds per game. As a team, K-State is holding teams to 59.7 points per game while holding foes to 38.4 percent shooting. The Wildcats are second nationally in 3-point defense, as teams are shooting just 24.5 percent from beyond the arc.

Kansas State leads the all-time series, 127-93, but the teams have not played since a 61-57 Wildcat victory in Lincoln on Feb. 23, 2011. KSU won the last five meetings in the Big 12 era, as the Huskers will be looking for their first win since a 73-51 win on Jan. 17, 2009. Nebraska is 60-35 all-time against the Wildcats in Lincoln, as Sunday's meeting will be the first between the schools since Pinnacle Bank Arena opened in 2013.

Kansas State Starters

| Kansas State Starters | | | | | 2021-22 Stats | | | | |
|-----------------------|-----------------|------|-----|------|---------------|------|------|-----|-------------|
| No. | Name | Pos. | Yr. | Ht. | Wt. | G/GS | PPG | RPG | Other |
| 1 | Markquis Nowell | G | Jr. | 5-8 | 160 | 9/3 | 13.2 | 4.0 | 4.6 apg |
| 3 | Selton Miguel | G | So. | 6-4 | 210 | 8/4 | 8.0 | 5.3 | 2.4 apg |
| 13 | Mark Smith | G | Sr. | 6-4 | 225 | 9/9 | 10.0 | 7.8 | 1.8 apg |
| 25 | Ismael Massoud | F | So. | 6-9 | 210 | 9/9 | 8.0 | 4.4 | 0.9 spg |
| 20 | Kaosi Ezeagu | F | Jr. | 6-10 | 255 | 9/9 | 7.4 | 4.6 | 758 FG Pct. |

LAST TIME OUT

Extended runs in each half powered 18th-ranked Auburn to a 99-68 victory over the Nebraska men's basketball team at State Farm Arena in Atlanta on Dec. 11. The Tigers used a 13-0 run in the first half and a 14-0 spurt in the second half to win their fifth straight game.

The Huskers had an early one-point lead before Auburn took control with an 18-2 run over a six-minute stretch midway through the first half, scoring 13 straight points during the run. The Tigers were on top by 17 following the run, and they led by at least 14 the rest of the way. Auburn continued to pull away by scoring 14 straight points during a 16-1 second-half run that broke open the contest.

Nebraska (5-6), which was playing without three regular players in its rotation due to injury or illness, lost its

| No. | Attend. | Opponent | Date |
|-----|---------|--------------------|---------------|
| 1. | 15,998 | Wisconsin | March 9, 2014 |
| 2. | 15,991 | Penn State | Feb. 25, 2018 |
| 3. | 15,987 | Tennessee-Martin | Nov. 28, 2014 |
| 4. | 15,978 | Northwestern | March 1, 2014 |
| 5. | 15,952 | Iowa | Jan. 27, 2018 |
| 6. | 15,950 | Creighton | Dec. 8, 2018 |
| 7. | 15,949 | Arkansas State | Dec. 14, 2013 |
| 8. | 15,946 | South Dakota State | Nov. 15, 2019 |
| 9. | 15,945 | Minnesota | Jan. 26, 2014 |
| 10. | 15,939 | Creighton | Nov. 16, 2021 |

.804 Derrick Walker's field goal percentage, which is on pace to shatter the school record (min 5 att./gm) of .672 by Larry Cox in 1975-76. Only six Huskers have ever posted a field goal percentage of .600 or better while reaching the minimum field goal attempts.

fourth straight game, all of which have come to Power Conference opponents. Auburn improved to 8-1 with its fourth straight win by at least 15 points.

Four Huskers scored in double figures, while Derrick Walker posted his second career double-double. Walker was 4-of-4 from the field and 2-of-2 from the line, scoring 10 points and grabbing a game-high 10 rebounds, while tying his season high with four assists. C.J. Wilcher led the Huskers with a career-high 17 points, as he made six of his nine shots, including 4-of-6 from the 3-point line. Alonzo Verge Jr. scored 10 points, had five rebounds and four assists, while Bryce McGowens added 14 points and was 6-of-7 from the free-throw line. As a team, Nebraska was 15-of-17 from the line.

Jabari Smith led five Tigers in double figures with a game-high 21 points, while Wendell Green Jr. added 19 points, six rebounds and six assists.

POSTGAME NOTES VS. AUBURN

- Saturday's game was NU's first against a ranked team in 2021-22.
- Derrick Walker posted his second double-double of the season and his career with 10 points and 10 rebounds. Walker also had a double-double against NC State.
- Walker went 4-of-4 from the field and now has hit 38 of his last 44 shots (.863) dating back to Nov. 19.
- C.J. Wilcher tallied a career-high 17 points on 6-of-9 shooting, including 4-of-6 from 3-point range. His four 3-pointers was also a career best.
- Keisei Tominaga tied a career high in steals with three. He also had 3 vs. Western Illinois.

WORTH NOTING

• Nebraska Coach Fred Hoiberg and K-State Coach Bruce Weber squared off seven times while Hoiberg was at Iowa State. The Cyclones won four of the seven meetings between the 2012-13 and 2014-15 seasons, as the teams split regular-season meetings all three years with the home team winning each matchup. The other meeting was a 91-85 ISU win at the 2014 Big 12 Tournament in Kansas City.

• Sunday's meeting with the Wildcats will be the Huskers' first matchup against a former Big 12 foe since the 2018-19 season and the second home matchup against an old Big 12 rival since Nebraska joined the Big Ten in 2011-12.

• Nebraska is 5-2 at PBA in non-conference play this season and is 51-14 (.785) since Pinnacle Bank Arena opened in 2013.

• Nebraska guard Bryce McGowens ranks third nationally among all true freshmen in scoring at 16.2 points per game as of Dec. 15. McGowens is one of only four true freshmen nationally averaging at least 15 points per game entering this weekend's games. McGowens, who leads all Big Ten freshmen in scoring and rebounding, is on pace to shatter single-season freshmen marks for the Huskers in both scoring (15.5, Joe McCray, 2004-05) and rebounding (6.3, Yvan Ouedraogo, 2019-20).

• Nebraska has produced a total of nine 20-point efforts in the first 11 games of the season (Bryce McGowens-4; Alonzo Verge Jr.-3; Kobe Webster-1; Keisei Tominaga-1). Last season, NU had just 12 20-point efforts in 27 contests. McGowens' four 20-point games this season already ranks fourth all-time among Husker freshmen and is the most by any NU freshman since Joe McCray had a school-record 10 in 2004-05.

• Alonzo Verge Jr. comes into Sunday's contest with Kansas State as one of four players nationally - and the only Big Ten player - averaging at least 15.0 points, 5.0 assists and 5.0 rebounds per game. He joins Duke's Wendell Moore as the only two power conference players at that plateau. Verge is looking to become the fifth Big Ten player since 2010-11 to average 15 points, five rebounds and five assists per game.

| Player (School) | GP | PPG | RPG | APG |
|----------------------------|----|------|-----|-----|
| Wendell Moore (Duke) | 9 | 17.0 | 6.0 | 5.0 |
| Alonzo Verge (Nebraska) | 11 | 16.0 | 5.8 | 5.2 |
| Jordan Hall (St. Joe's) | 10 | 17.3 | 6.5 | 5.8 |
| Hunter Maldonado (Wyoming) | 9 | 16.8 | 5.4 | 5.2 |

H/T - Sports Reference

2 Alonzo Verge Jr. is the only Big Ten player with multiple 10+ assist games this season and is tied for eighth nationally with double-digit assists performances. Only Kentucky's Sahvir Wheeler (3) has more double-digit assist games among power conference players.

NU MEETING OLD BIG 12 FOES

| Date | Opponent | Result |
|----------|--------------------------|----------|
| 12/16/18 | vs. Oklahoma State | W, 79-56 |
| 11/20/18 | vs. Texas Tech | L, 52-70 |
| 12/16/17 | No. 13 Kansas | L, 72-73 |
| 12/10/16 | at No. 10 Kansas | L, 72-89 |
| 3/21/14 | vs. No. 23 Baylor (NCAA) | L, 60-74 |

NCAA TRUE FRESHMAN SCORING LEADERS (AS OF DEC. 15)

| No. | Name, School | PPG |
|-----|---------------------------------|-------------|
| 1. | Paolo Banchemo, Duke | 17.1 |
| 2. | Jabari Smith, Auburn | 16.9 |
| 3. | Bryce McGowens, Nebraska | 16.2 |
| 4. | Aminu Mohammed, Georgetown | 15.1 |

20-PT. GAMES BY NU FRESHMEN

| No. | Name | 20+ Games | Year |
|-----|-----------------------|-----------|----------------|
| 1. | Joe McCray | 10 | 2004-05 |
| 2. | Jerry Fort | 6 | 1972-73 |
| 3. | Dave Hoppen | 5 | 1982-83 |
| 4. | Bryce McGowens | 4 | 2021-22 |
| 5. | Five Players | 2 | |

RECORD AT PINNACLE BANK ARENA

| Season | Wins | Losses | Pct. |
|---------------|-----------|-----------|-------------|
| 2013-14 | 15 | 1 | .938 |
| 2014-15 | 10 | 6 | .625 |
| 2015-16 | 10 | 8 | .556 |
| 2016-17 | 8 | 8 | .500 |
| 2017-18 | 16 | 1 | .941 |
| 2018-19 | 13 | 5 | .722 |
| 2019-20 | 5 | 11 | .313 |
| 2020-21 | 6 | 9 | .400 |
| 2021-22 | 5 | 3 | .625 |
| Totals | 88 | 52 | .629 |

2021-22 MISC. STATS

TEAM LEADERS

Double-Figure Scoring Games: Verge-10; B. McGowens-7; Walker-6; Tominaga-5; Wilcher-4; Webster-1; Andre-1

10+ Rebounding Games: Verge-1; B. McGowens-1; Walker-2

Double-Doubles: Verge-3; B. McGowens-1; Walker-2

Triple-Doubles:

20-Point Games: .. B. McGowens-4; Verge-3; Webster-1; Tominaga-1

30-Point Games: Verge-1

40-Point Games: None

Games Leading NU in Scoring:* Webster-1; Verge-5; B. McGowens-3; Walker-1; Tominaga-1; Wilcher-1

Games Leading NU in Rebounding:* Verge-4; T. McGowens-1 Walker-4; Mayen-1; B. McGowens-6

Games Leading NU in Assists:* Verge-10; Webster-1; Wilcher-1; B. McGowens-1; Walker-1

Games Leading NU in Blocks* .. Walker-9; Breidenbach-2; Verge-2; B. McGowens-2; Mayen-3; Wilcher-1; Andre-1

Games Leading NU in Steals Verge-3; Wilcher-2; Webster-3; T. McGowens-1; Tominaga-2; B. McGowens-1; Breidenbach-2; Walker-1; Andre-1

HUSKER DOUBLE-DOUBLES IN 2021-22

| Player | Opponent | Double-Double |
|----------|------------------|-------------------|
| McGowens | Southern | 18 pts./11 reb. |
| Verge | at NC State | 25 pts./11 asst.* |
| Verge | Tennessee St. | 18 pts./10 asst. |
| Verge | Western Illinois | 26 pts./13 reb. |
| Walker | at NC State | 12 pts./13 reb. |
| Walker | vs. Auburn | 10 pts./10 reb. |

*-Verge was one rebound shy of a triple double

UNIVERSITY INFO

Location Lincoln, Neb.
 Founded 1869
 Enrollment 24,431
 Nickname Cornhuskers, Huskers
 Colors Scarlet & Cream
 Affiliation NCAA Division I
 Conference Big Ten Conference
 Home Arena Pinnacle Bank Arena
 Capacity/Year Opened 15,000/2013
 Chancellor Ronnie Green
 Faculty Rep. Scott M. Fuess Jr.
 Vice Chancellor, Director of Athletics Trev Alberts
 Athletic Dept. Phone (402) 472-4224
 Assistant A.D./Ticketing Holly Adam
 Ticket Office Phone (402) 472-3111 or 1-800-8BIGRED
 Website Huskers.com

BASKETBALL HISTORY

First year of basketball 1896-97
 Regular-season conference titles (last) 7 (1950)
 Postseason conference titles (last) 1 (1994)
 All-time postseason appearances 26
 All-time postseason record 24-25
 NCAA Appearances (last) 7 (2014)
 NIT Appearances (last) 19 (2019)

BASKETBALL STAFF

Head Coach Fred Hoiberg
 Alma Mater (Year) Iowa State (1995)
 Record at Nebraska 19-51 (3rd season)
 Overall Coaching Record 134-107 (8th season)
 Assistant Coaches Armon Gates (4th season)
 Nate Loenser (1st season)
 Matt Abdelmassih (3rd season) - on medical leave
 Special Assistant to the Head Coach Doc Sadler (3rd season)
 Director of Men's Basketball
 Strength & Conditioning Kurt Joseph
 Director of Operations Luca Virgilio
 Asst. Director of Operations Sheryl Burbach
 Video Coordinator Matt Holt
 Director of Player Development .. Bertram "Buzzy" Caruthers
 Recruiting Coordinator Athan Katsantonis
 NAPL Director Chris Bach
 Sports Psychologist Brett Woods
 Graduate Managers Hallice Cooke & Keenan Holdman
 Assistant Athletic Trainer R.J. Pietig
 Equipment Manager Pat Norris

2021-22 TEAM INFORMATION

Head Coach Fred Hoiberg
 2020-21 Record 7-20 (6-9 H, 1-10 A, 0-1 N)
 Big Ten Record (Finish) 3-16 (14th)
 Big Ten Championship 0-1; lost to Penn State, 66-72
 Postseason None
 Starters Returning/Lost 3/2
 Lettermen Returning/Lost 7/7
 Scholarship Newcomers 8

COMMUNICATIONS INFORMATION

Associate A.D./Communications Keith Mann
 Office Phone (402) 472-2263
 Sr. Assoc. Director/MBB Contact Shamus McKnight
 Office/Cell Phone (402) 472-7772/ (402) 540-0268
 E-Mail smcknight@huskers.com
 Press Row Phone (402) 904-5925
 Communications Mailing Address P.O. Box 880123,
 800 Stadium Drive, Lincoln, NE 68588-0123

MEDIA WEBSITE

Media can access Nebraska's media site for headshots, press conference video and more.

Huskers.com/media

2

Fred Hoiberg joined NBA Hall of Fame Coach Jack Ramsay as the only two coaches to coach a 4OT game at both the Division I and the NBA levels. Only 17 games in NBA history have gone at least four OTs.

| Coach | NCAA 4OT | NBA 4OT |
|---------|---|--|
| Hoiberg | 12/1/2021 - NC State 104, Nebraska 100 | 12/18/2015 - Detroit 147, Chicago 144 |
| Ramsay | 3/25/1961 - St. Joe's 127, Utah 120 | 3/16/1984 - Chicago 156, Portland 155 |

• One area where Nebraska has made significant strides from last season is reducing turnovers. Despite the performance against Auburn, the Huskers are currently averaging just 12.0 turnovers per game as of Dec. 15. Last season, NU was last in the conference with 14.1 turnovers per game. The Huskers have jumped from 205th to 33rd in turnover rate, as Fred Hoiberg's teams have traditionally been among the nation's best in that category. Prior to last season, his last three teams ranked in the top 30 nationally in that category.

• Nebraska has been opportunistic on the defensive end, ranking second in the Big Ten by forcing 15.4 turnovers per game as of Dec. 15. NU is third in the conference in steals (7.6 spg) and fourth in turnover margin (+3.3 per game)

• Alonzo Verge Jr. has become more of a playmaker during his time at NU. He is second in the Big Ten with 5.5 assists per game and has a 1.6-to-1 assist-to-turnover ratio. Both numbers are significantly improved from his time at Arizona State. His 11 assists against NC State on Dec. 1 is the highest total by a Big Ten player in 2021-22. Verge is 24th nationally in assists per game as of Dec. 16.

• The Huskers look to break out of a cold spell from 3-point range, as NU is just 17-of-79 (.215) from beyond the arc in the last three contests. That has played a major role in NU averaging just 63.3 points per game in that span after averaging nearly 80 points per game in the first eight outings this season.

• Junior college transfer Keisei Tominaga has been playing much better since a slow start. The 6-foot-2 guard is averaging 10.3 points per game over Nebraska's last eight games after totaling just 3 points on 1-of-9 shooting in his first three games.

• The return of fifth-year senior Kobe Webster has stabilized the Husker backcourt, especially following the foot injury to Trey McGowens on Nov. 16. Webster, who missed NU's first two games with an injury, is averaging 7.0 ppg on 41 percent shooting, while also posting a 3-to-1 assist-to-turnover ratio in 178 minutes. Webster enters Sunday's game with K-State needing one point to reach 1,700 for his career.

• Bryce McGowens joined rare company on Nov. 12 against Sam Houston with his 29-point effort. It tied for the second-highest performance by a freshman in school history and was the most since Shavon Shields also had 29 at Penn State in 2013.

• The season opener against Western Illinois featured two of the highest-scoring debuts by any Husker in the last 50 years. Alonzo Verge Jr. (26) and Bryce McGowens (25) became just the third and fourth Huskers in the last five decades to score 20+ points in a Husker debut.

• The season opener against WIU marked only the third time since 2007 that Nebraska had two players score 25-or-more points in a game. It also marked the fourth time that NU had multiple 20-point scorers in a game in Fred Hoiberg's tenure.

| Opponent (Year) | Result | 25+ Points |
|-----------------------------|----------|--|
| Wisconsin (2013-14) | W, 77-68 | Terran Petteway (26); Shavon Shields (26) |
| at Michigan State (2018-19) | L, 76-91 | James Palmer Jr. (30); Glynn Watson Jr. (25) |
| Western Illinois (2021-22) | L, 74-75 | Alonzo Verge Jr. (26); Bryce McGowens (25) |

• Nebraska's 2021-22 roster features a trio of college graduates in Derrick Walker, Alonzo Verge Jr. and Kobe Webster. Walker became the first member of his family to get a degree when he graduated in May of 2021, while Webster (2020, Western Illinois) and Verge (2021, Arizona State) came to Nebraska as graduate transfers.

HUSKER INJURY UPDATE

Fred Hoiberg announced Dec. 12 that freshman forward Wilhelm Breidenbach will most likely miss the remainder of the 2021-22 season with a leg injury suffered during the second half of Nebraska's game against Michigan on Dec. 7. Breidenbach, a 6-foot-10, 227-pound forward from Rancho Santa Margarita, Calif., had played in each of Nebraska's first 10 games, averaging 3.7 points, 2.7 rebounds and 1.0 steals per game.

Breidenbach joins starting guard Trey McGowens, who underwent surgery on Nov. 17 to repair a broken fifth metatarsal in his right foot. He is expected back some time in January. McGowens had started all 30 games since transferring to Nebraska prior to the 2020-21 campaign. He ranked second on the team in both scoring (10.7 ppg) and assists (2.3 apg) in 2020-21.

TURNOVER RATE UNDER HOIBERG

| Year | TO% | NCAA Rank |
|---------------|------|-----------|
| 2021-22 (NEB) | 15.2 | 33rd |
| 2020-21 (NEB) | 19.6 | 205th |
| 2019-20 (NEB) | 16.0 | 28th |
| 2014-15 (ISU) | 15.8 | 18th |
| 2013-14 (ISU) | 14.5 | 8th |

TRACKING VERGE

| Tenure (Schools) | APG | Asst.-to-TO Ratio |
|------------------|------|-------------------|
| 2019-21 (ASU) | 2.94 | 1.3-to-1 |
| 2021-22 (Neb.) | 5.56 | 1.6-to-1 |

NU FRESHMAN SINGLE-GAME SCORING

| No. | Player | Pts. | Opponent (Date) |
|-----|----------------|------|-------------------------|
| 1. | Tyronn Lue | 30 | vs. Oregon (11/25/95) |
| 2. | Bryce McGowens | 29 | Sam Houston (11/12/21) |
| | Shavon Shields | 29 | at Penn State (1/19/13) |
| | Ryan Anderson | 29 | at Hawaii (12/22/06) |

20-POINT DEBUTS (LAST 50 YEARS)

| No. | Player | Pts. | Year |
|-----|------------------|------|---------|
| 1. | Alonzo Verge Jr. | 26 | 2021-22 |
| 2. | Bryce McGowens | 25 | 2021-22 |
| 3. | Joe McCray | 23 | 2004-05 |
| 4. | Andre Almeida | 20 | 2010-11 |

HUSKERS SIGN FOUR RECRUITS

Nebraska Men's Basketball Coach Fred Hoiberg announced the signings of Denim Dawson, Blaise Keita, Jamarques Lawrence and Ramel Lloyd Jr. to National Letters-of-Intent during the fall signing period. The four-member group is rated among the top-35 classes nationally by Rivals and 247Sports and follows up a top-20 class the Huskers signed in 2021.

| Player | Pos. | Ht. | Wt. | Hometown |
|--------------------|------|------|-----|--------------------------|
| Denim Dawson | G/F | 6-6 | 180 | San Bernardino, Calif. |
| Blaise Keita | F | 6-11 | 240 | Bamako, Republic of Mali |
| Jamarques Lawrence | G | 6-4 | 180 | Plainfield, N.J. |
| Ramel Lloyd Jr. | G | 6-6 | 190 | Woodland Hills, Calif. |

Denim Dawson

- Attends Southern California Academy, but plans to enroll at Nebraska in December.
- Three-star recruit by both Rivals and 247Sports, and he is rated just outside the top-250 recruits nationally by 247Sports.
- Averaged 16 points and five rebounds per game for Orange Lutheran High School, which reached the Division 2AA CIF-SS quarterfinals last spring.

Blaise Keita (pronounced KAY-tuh)

- He is a four-star selection by Rivals and is ranked by 247Sports as the No. 3 junior college player in the 2022 recruiting class.
- Led Coffeyville CC to a 26-3 record and the school's first national title since 1962 last spring, averaging 10.5 points, 7.8 rebounds and 1.6 blocks per game.
- Was the Jayhawk Conference Freshman of the Year and a second-team all-region pick.
- Poured in a career-high 27 points on 13-of-16 shooting, and added nine rebounds and four blocks in Coffeyville's 108-99 victory over Cowley County CC in the NJCAA title game.

Jamarques Lawrence

- Plays at Roselle Catholic, which is 15th in the Max Preps preseason Top 25.
- A three-star recruit by Rivals and 247Sports, which ranked him No. 232 nationally in the class of 2022.
- Averaged 13.6 points, 2.8 rebounds, 2.7 assists and 1.5 steals per game as a junior.

Ramel Lloyd Jr.

- Plays at Sierra Canyon High School, which is No. 1 in the Max Preps Preseason Top 25.
- Is a four-star recruit by ESPN and the No. 8 prospect in California, while being ranked in the top 150 by 247Sports.
- Averaged 16.9 points, 7.7 rebounds, and 5.1 assists per game as Sierra Canyon went 15-2 and lost in the Southern Section Open Division Finals in 2021.
- Selected Nebraska over Arkansas, Oregon, Arizona State and Georgetown.

ABDELMASSIH ON LEAVE OF ABSENCE

Nebraska men's basketball coach Fred Hoiberg announced on Dec. 5 that assistant coach Matt Abdelmassih is taking a leave of absence from the Husker basketball program.

"Matt informed me that he is taking a leave of absence to deal with health-related issues," Hoiberg said. "As both a colleague and friend, his health is our priority, and we will support him throughout this process. Everyone in our program looks forward to when he is healthy enough to return to the sideline."



Senior forward Derrick Walker is putting together one of the top shooting seasons in Nebraska basketball history. The 6-foot-9 forward is shooting 80.4 percent from the floor entering Sunday's game with Kansas State. Walker is one of only two players nationally who are shooting 75 percent from the field and have totaled at least 100 points.

HIGHEST FIELD GOAL PCT. IN SCHOOL HISTORY

| No. | Player (Year) | Pct. |
|-----|---------------------------------|-------------|
| - | Derrick Walker (2021-22) | .804 |
| 1. | Larry Cox (1975-76) | .672 |
| 2. | Dave Hoppen (1984-85) | .646 |
| 3. | Kimani Ffriend (2000-01) | .623 |
| 4. | Dave Hoppen (1985-86) | .616 |
| 5. | Andre Smith (1979-80) | .611 |
| 6. | Steffon Bradford (2000-01) | .603 |

Min 5 FGA/GM

FOUR OT THRILLER AT NC STATE

Nebraska's four-overtime game at NC State on Dec. 1, was one for the record books. The four OT game matched Nebraska's school record set in 1979 and was the longest Big Ten game in at least a decade. It tied for the second-longest Division I game in the past 10 seasons, trailing only a five OT game between Louisville and Notre Dame on Feb. 9, 2013.

- It was the longest game in Big Ten/ACC Challenge history, but was one of three OT games in the 2021 challenge. The Big Ten won the challenge, 8-6, with three of the six losses coming in overtime.
- It marked only the eighth time in school history where both teams scored over 100 points.
- The 100 points NU scored marked the 44th 100-point game in school history, but only the fifth time that NU scored 100 points and lost.
- Nebraska had a pair of double-doubles from Alonzo Verge (25 points/11 assists) and Derrick Walker (12 points, 13 rebounds). Verge (assists) and Walker (rebounds) both set personal bests on their way to double-doubles

SUPER MCGOWENS BROTHERS

The high-flying duo of Trey and Bryce McGowens will be sidelined for a bit, as Trey recovers from a broken foot suffered against Creighton on Nov. 16, but is expected back some time in January. The 2021-22 season marked the first time the brothers were on the same court together since they were kids and provided a number of early highlights.

- Bryce is 11th in the Big Ten in scoring at 16.2 ppg while grabbing a team-high 6.5 rebounds per game as of Dec. 4. He ranks among the B1G leaders in scoring, rebounding, field goal percentage, free throw percentage and minutes played.
- A two-time Big Ten Freshman of the Week (Nov. 15, Nov. 29), he leads all conference rookies in scoring and rebounding
- He became only the second Husker in the Big Ten era to be a two-time conference freshman of the week, joining Shavon Shields in 2012-13.
- Bryce is the only Big Ten freshman who leads his team in both scoring and rebounding.
- McGowens has reached double figures in scoring seven times, including four of 20-point efforts. His most recent 20-point game was a 24-point, nine-rebound effort in the 4OT loss at NC State on Dec. 1.
- He collected his first career double-double on Nov. 21 against Southern with 18 points and 11 rebounds. McGowens also had four assists and two steals in 31 minutes.
- McGowens became the first Husker since 2016 to earn Big Ten Freshman-of-the-Week accolades on Nov. 15, as he averaged 27.0 ppg on 52 percent shooting in a pair of contests to open the season.
- He is just the second Husker freshman to ever put up multiple 25-point games, as he had 25 in the opener against Western Illinois and 29 in the win over Sam Houston. He joins Dave Hoppen, who accomplished the feat during the 1982-83 season (27 vs. K-State; 25 vs. Iowa State).
- As a high schooler, he totaled 2,341 points, including 285 3-pointers and was selected for the 2021 Iverson Classic. He was also selected to the Jordan Brand Classic, but the event was not held.
- Last season, he was the Gatorade South Carolina Player of the Year, averaging 21.6 points, 4.7 rebounds and 3.1 assists per contest for Legacy Early College and Coach BJ Jackson.
- Trey has been a proven performer throughout his career, as he has started 94 of 96 games at the college level for Pittsburgh and Nebraska and scored over 1,000 career points.
- Trey started the first three games and was averaging 6.3 points, 5.0 rebounds and 1.3 steals per game

BRYCE AT A GLANCE

| Category | No. | B1G Rk. |
|------------|------|---------|
| Scoring | 16.2 | 11th |
| Rebounding | 6.2 | 19th |
| FT. Pct. | .841 | 4th |

NU FRESHMAN REBOUNDS/GAME

| No. | Player (Year) | RPG |
|-----|------------------------------|-------------|
| - | Bryce McGowens (2022) | 6.36 |
| 1. | Yvan Ouedraogo (2020) | 6.34 |
| 2. | Aleks Maric (2005) | 6.26 |
| 3. | John Turek (2002) | 6.23 |

NU FRESHMAN POINTS/GAME

| No. | Player (Year) | RPG |
|-----|------------------------------|-------------|
| - | Bryce McGowens (2022) | 16.2 |
| 1. | Joe McCray (2005) | 15.5 |
| 2. | Jerry Fort (1973) | 14.5 |
| 3. | Dave Hoppen (1983) | 13.9 |

HUSKERS IN THE PROS

NBA

| | | |
|-----------------------------------|---------------------------|---------------|
| Player (Years at NU) | Current Team | League |
| Dalano Banton (2020-21)..... | Toronto Raptors..... | NBA |
| Isaiah Roby (2017-19)..... | OKC Thunder..... | NBA |

Overseas

| | | |
|---|---------------------------|--------------------|
| Player (Years at NU) | Current Team | League |
| Kris Douse (2007)..... | BC Mess..... | Luxembourg |
| Sek Henry (2007-10)..... | Digon..... | France |
| Ryan Anderson (2007-10)..... | Niagara..... | Canada |
| Christian Standhardinger (2010-11)..... | Berangay..... | Philippines |
| Caleb Walker (2011-12)..... | Nancy..... | France |
| Jorge Brian Diaz (2010-12)..... | Quebradillas..... | Puerto Rico |
| Ray Gallegos (2010-14)..... | Dorados..... | Mexico |
| Terran Petteway (2014-15)..... | Peristeri..... | Greece |
| Shavon Shields (2013-16)..... | Olimpia Milano..... | Italy |
| Andrew White III (2015-16)..... | Buyukcekmece..... | Turkey |
| Tai Webster (2014-17)..... | Zalgiris..... | Lithuania |
| Jack McVeigh (2016-18)..... | Adelaide..... | Australia |
| Duby Okeke (2018)..... | Leones..... | Dominican Republic |
| Anton Gill (2017-18)..... | Corsarios..... | Colombia |
| Evan Taylor (2017-18)..... | Nuremberg..... | Germany |
| Glynn Watson Jr. (2016-19)..... | Lavrio..... | Greece |
| James Palmer Jr. (2018-19)..... | Stai..... | Poland |
| Isaac Copeland Jr. (2018-19)..... | Yokohama Ex..... | Japan |
| Dachon Burke Jr. (2019-20)..... | Pristina..... | Kosovo |
| Matej Kavaz (2020)..... | Lleida..... | Spain |
| Haanif Cheatham (2020)..... | Apollon..... | Cyprus |
| Thorir Thorbjarnarson (2018-21)..... | KR Reykjavik..... | Iceland |

before suffering his injury midway through the first half against Creighton on Nov. 16. McGowens also drew the opponent’s top perimeter defender and shared point guard duties. He helped limit Sam Houston’s Demarkus Lampley, a returning first-team all-conference performer, to 2-of-14 shooting on Nov. 12.

- Last season, Trey averaged 10.7 points, 3.9 rebounds and 2.1 assist per game, while starting all 27 games. He reached double figures 17 times in 2020-21, including a season-high 20 points against No. 17 Michigan State.
- The McGowens brothers are one of 15 brother combos on the same college roster this season.

“GOOD THINGS HAPPEN WHEN WE PLAY THROUGH DERRICK”

Fred Hoiberg understands the importance of having Derrick Walker on the floor for the Big Red, and Walker’s play has been a focal point for the Huskers. Walker, who is in his third year at NU, has provided the Huskers a much-needed inside threat since becoming eligible last January.

The 6-foot-9 center is enjoying a career year in 2021-22, averaging 9.1 points, 6.4 rebounds and 1.3 blocks per game while shooting 80 percent from the field.

Walker is playing the best basketball of his career over the last eight games dating back to Nov. 19, averaging 11.1 points on 86 percent shooting and 6.1 rebounds per game. He tied or set career highs in three straight games from Nov. 19-23, culminating in a 16-point effort on 8-of-8 shooting vs. Tennessee State on Nov. 23. Walker recorded his first career double-double with 12 points and a career-high 13 rebounds at NC State on Dec. 1. Against No. 18 Auburn, Walker posted his second double-double and filled the stat sheet with 10 points, 10 rebounds, four assists, two blocks and two steals.

| WALKER MAKING BIG JUMPS | | |
|--------------------------------|--------------|---------|
| Category | Pre 2021-22* | 2021-22 |
| Scoring/Gm | 2.3 | 9.1 |
| FG Pct. | .588 | .804 |
| FT Pct. | .379 | .667 |
| Rebounds/Gm | 2.3 | 6.4 |
| Blocks/Gm | 0.3 | 1.3 |
| Double-Figure Games | 4 | 6 |
| Double-Doubles | 0 | 2 |

*Includes Tennessee (2017-19) and Nebraska (2020-21)

ZO TAKES THE POINT

Alonzo Verge took over the point guard duties from 2021 NBA Draft pick Dalano Banton, and Verge has provided an immediate impact, averaging 16.0 points, 5.7 rebounds, 5.5 assists and 1.4 steals per game. The 6-foot-4 guard from Chicago is second in the Big Ten in assists, 12th in scoring and in steals as of Dec. 16.

- He has a 1.58-to-1 assist-to-turnover ratio after posting a 1.29-to-1 ratio in his two seasons at Arizona State.
- Verge is sixth in the Big Ten with three double-doubles (vs. W. Illinois, vs. Tennessee State and at NC State).
- He is one of four Division I players - and one of two power conference performers - averaging at least 15.0 points, 5.0 rebounds and 5.0 assists per game as of Dec. 15.
- Verge posted his second career 30-point game against Michigan on Dec. 7, as he had 31 points and eight boards. It was his first 30-point game since the 2019-20 season when he was at Arizona State.
- Verge nearly had a triple-double in the Huskers’ epic game at NC State on Dec. 1 with 25 points, a career-high 11 assists and nine rebounds before fouling out in the fourth OT.
- He led NU with 18 points and 10 assists in the Huskers’ win over Tennessee State on Nov. 23.
- He posted his first collegiate double-double in the opener with 26 points - the most points ever in a Husker debut - a career-high 13 rebounds and five assists.
- Verge was a combo guard during his two seasons at Arizona State, where he teamed with current Kansas guard Remy Martin in one of the highest scoring backcourts in the Pac-12.
- He averaged 14.0 points, 3.8 assists and 3.9 rebounds per game in 2020-21, ranking among the Pac-12 leaders in scoring (15th), assists (seventh), assist-to-turnover ratio (1.55-to-1, sixth), steals (1.2, 13th) and free throw percentage (.809, 13th).
- In his first season at ASU, he was the 2020 Pac-12 Sixth Man of the Year and an honorable-mention all-conference pick after averaging 14.6 points per game, 3.5 rebounds, 2.3 assists and 1.4 steals per game.
- A two-time NJCAA All-American at Moberly Area (Ill.) CC, he ranked in the top three nationally in both scoring and assists in 2018-19. He tallied 1,086 points (30.9 ppg in 35 games), but also dished out 8.2 assists per game en route to first-team accolades.

NU GRADUATION SUCCESS RATE HITS ALL-TIME HIGH OF 95 PERCENT

Nebraska student-athletes have posted a 95 percent NCAA Graduation Success Rate (GSR), continuing the Huskers’ long tradition of being a national leader in the classroom. The NCAA released its GSR scores on Dec. 2, with Nebraska improving its GSR for the 11th straight year.

- The 95 percent GSR rate for all student-athletes ranks third among 14 Big Ten schools. On the national scale, Nebraska’s GSR is tied for 10th out of 130 FBS institutions. The 95 percent GSR rate marks the 11th straight year Nebraska has increased its GSR.
- The Husker men’s basketball program achieved a 100 percent GSR for the second straight season and was one of 13 Husker programs to post a 100 GSR in the latest rankings. NU was one of five Big Ten teams with a perfect GSR this year.

HUSKER RECRUITING CLASS SEEING STARS

The Huskers brought one of the nation’s top recruiting classes to campus this fall. The class is ranked as high as 13th by ESPN as well as 18th by 247Sports and 21st by Rivals and is the third-highest ranked class in the Big Ten.

Nebraska’s five signees are headlined by five-star Bryce McGowens and four-star recruit Wilhelm Breidenbach, both of whom were top-100 recruits. McGowens was a consensus top-25 recruit who played in the Iverson Classic

HOIBERG’S HUSKER TIES

While Fred Hoiberg grew up in Ames and played his high school (Ames High School) and college basketball (Iowa State) there, he was born in Lincoln and has numerous ties to the city and to the University of Nebraska.

- Fred’s father (Eric) and mother (Karen) both earned their undergraduate degrees from Nebraska in 1966. In fact, Eric earned his undergraduate degree, Master’s degree, and Ph.D. in sociology from the university.
- His maternal grandfather was former Husker basketball coach Jerry Bush. Known as the “Big Bear of the Coliseum,” Bush guided NU from 1955 to 1963, and directed two of the greatest upsets ever – a 43-41 victory over top-ranked Kansas and Wilt Chamberlain, and a 55-48 victory over No. 4 Kansas State and Olympian Bob Boozer during the 1957-58 campaign.
- His paternal grandfather (Otto) received his Master’s Degree and Ph.D from Nebraska. He joined the faculty of the University of Nebraska in 1948, where he taught sociology and served as director of the community development program in the University of Nebraska Extension Division.
- Fred’s son (Sam) is in his first season on the Husker basketball team after walking on. Fred and Sam are one of 20 father-son duos in Division I this season.



WORLDWIDE HUSKERS

NU's roster has had an international flavor in recent seasons and that trend will continue in 2021-21. Four Huskers hail from overseas, including Eduardo Andre (London, England), Oleg Kojenets (Kaunas, Lithuania), Lat Mayen (Adelaide, Australia) and Keisei Tominaga (Moriyama Nagoya Aichi, Japan). In three seasons under Hoiberg, NU has had players on its roster from a host of countries, including Australia, Canada, England, France, Iceland and Slovenia.

INTERNATIONAL FLAVOR

| | |
|----------------------|------------------------------|
| Player..... | Hometown |
| Eduardo Andre | London, England |
| Oleg Kojenets | Kaunas, Lithuania |
| Lat Mayen..... | Adelaide, Australia |
| Keisei Tominaga..... | Moriyama Nagoya Aichi, Japan |

RED CARPET EXPERIENCE EXPANDS TO MEN'S BASKETBALL

Nebraska Athletics announced that the Red Carpet Experience will expand for men's basketball for select games during the 2021-22 season. The program provides an opportunity for underserved youth across the state of Nebraska to receive complimentary tickets and experience Husker game days. For men's basketball, the upcoming Red Carpet Experience games are scheduled for Dec. 22 (Kennesaw State), Jan. 29 (Rutgers) and Feb. 5 (Northwestern).

Fans can participate in one of two ways

- Log in to their ticket accounts on huskers.com/myaccount and select Return for selected Red Carpet events.
- Make a monetary donation to the Red Carpet Experience through the Husker Athletic Fund

Complimentary tickets through the Red Carpet Experience are limited to students in 8th grade or younger, along with one or two accompanying parents/guardians. The students must be present to get tickets.

For more information on the Red Carpet Experience, contact Dr. Lawrence Chatters at redcarpet@huskers.com.

BANTON AND ROBY ON NBA ROSTERS

Nebraska had a pair of former players on opening-night NBA rosters with Isaiah Roby and Dalano Banton. The pair gives Nebraska multiple NBA players for the first time since the 2008-09 season (Tyronn Lue and Mikki Moore). In addition, Tyronn Lue is beginning his second season as the head coach of the Los Angeles Clippers.

Roby, a second-round pick in 2019, is in his second full season with the Oklahoma City Thunder after averaging 8.7 points and 5.6 rebounds per game last season. Roby played three seasons at Nebraska and helped the Huskers to a pair of postseason appearances.

Banton was a second-round pick of Toronto in 2021, becoming the Huskers' second NBA Draft pick in the last three years. Banton spent two years at NU and averaged 9.6 points per game in 2020-21 while leading the Huskers in both rebounding (5.9) and assists (3.9) per game. He became the first Husker since 1974 to lead NU in both rebounds and assists in the same season.

FILLING UP THE VAULT IN 2021-22

With no fans allowed in 2020-21, Nebraska missed out on the fan support which has ranked among the nation's best since opening Pinnacle Bank Arena in August of 2013. From 2013-14 to 2020-21, Nebraska annually ranked in the top 15 nationally in average attendance, averaging sellout crowds in the 15,000-seat arena.

Two years ago, the Huskers established a single-season record with an average of 15,605 fans per game despite posting a 7-25 record. That set NU's single-season record, breaking the mark of 15,569 per game set during the 2014-15 season. Nebraska was one of nine schools in the country to average 15,000+ fans per contest from 2013-14 to 2019-20, joining Kentucky, Syracuse, Louisville, North Carolina, Wisconsin, Indiana, Kansas and Creighton.

and was selected to the Jordan Brand team. NU rounded out the class with junior college All-American Keisei Tominaga and freshmen Oleg Kojenets and Quaran McPherson.

While McGowens has been one of the Big Ten's top newcomers, Tominaga and Breidenbach have been significant contributors early on. Tominaga has played in all 11 games, averaging 7.7 points per game while leading NU with 19 3-pointers.

Breidenbach was Nebraska's top frontcourt reserve before suffering a likely season-ending injury against Michigan on Dec. 7. He played in NU's first 10 games and averaged 3.7 points, 2.7 rebounds and 1.0 steals per game.

UP-TEMPO BASKETBALL

One trait of any Fred Hoiberg-coached team is to play at a fast pace. The Huskers have led the Big Ten in pace in each of the last two seasons, ranking 16th nationally by KenPom in 2019-20 and 35th in 2020-21. NU has been the only Big Ten team to rank in the top-50 nationally in each of the past two seasons.

In seven full seasons as a college head coach (five at Iowa State and two at NU), Hoiberg's teams have ranked in the top-50 in tempo five times, including three times in the top-20. Prior to Hoiberg's arrival, the last time a Husker team was in the top-100 nationally in tempo according to KenPom was in 1999-2000 under Danny Nee.

| Year | Hoiberg-Coached Team | Big Ten Leader |
|---------|----------------------|------------------|
| 2010-11 | Iowa State (34th) | Iowa (100th) |
| 2011-12 | Iowa State (128th) | Iowa (70th) |
| 2012-13 | Iowa State (30th) | Iowa (95th) |
| 2013-14 | Iowa State (12th) | Iowa (29th) |
| 2014-15 | Iowa State (10th) | Minnesota (47th) |
| 2019-20 | Nebraska (16th) | Nebraska |
| 2020-21 | Nebraska (35th) | Nebraska |
| 2021-22 | Nebraska (34th) | Nebraska |

ALL IN THE FAMILY

Several members of the 2021-22 Huskers have family members who have played basketball at the college or professional levels. The list is led by former NBA players Eric Piatkowski, who spent 14 years in the NBA after scoring nearly 2,000 career points at Nebraska, and Fred Hoiberg, who played in the NBA for a decade after a standout career at Iowa State. Keisei Tominaga's father didn't play college basketball, but was a center on the Japanese national team at the 1998 FIBA World Championship and played professionally in Japan for a decade.

| Player | Relative | College (Sport) |
|-----------------------|----------------------------|--|
| Jackson Cronin | Steve (Father) | Tufts (MBB) |
| Keon Edwards | Kyre (Brother) | Texas A&M-Kingsville |
| Sam Hoiberg | Fred (Father) | Iowa State/NBA (MBB) |
| | Jack (Brother) | Michigan State/UT-Arlington (MBB) |
| Oleg Kojenets | Aleh (Father) | UNC Wilmington |
| | Jurga Paliaukaite (Mother) | UNC Wilmington |
| Trey & Bryce McGowens | Bobby McGowens (Father) | Clemson (FB)/South Carolina State (MBB/FB) |
| | Pam Owens (Mother) | Western Carolina (WBB) |
| Jace Piatkowski | Eric Piatkowski (Father) | Nebraska (MBB) |
| Keisei Tominaga | Hiroiyuki (Father) | Played Internationally for Japan |
| Alonzo Verge Jr. | Alonzo (Father) | Eastern New Mexico (MBB) |
| C.J. Wilcher | Sergio (Father) | Morgan State (MBB) |

FINDING 20-20 VISION

Nebraska has already had three games this season with multiple 20-point scorers, most recently against NC State on Dec. 1. Prior to this season, NU had only three games over the last two seasons with multiple 20-point scorers.

MULTIPLE 20-POINT SCORING GAMES UNDER HOIBERG

| Opponent | Date | Players |
|--------------|----------|-----------------------------|
| So. Florida | 11/27/19 | Cheatham 26; Burke 21 |
| Indiana | 12/13/19 | Burke 25, Chetham 21 |
| Michigan St. | 1/2/21 | Allen 23, T. McGowens 20 |
| Western Ill. | 11/9/21 | Verge 26, B. McGowens 25 |
| S. Dakota | 11/27/21 | Tominaga 23; B. McGowens 22 |
| NC State | 12/1/21 | Verge 25, McGowens 24 |

SCORING PRODUCTION OFF THE BENCH

Nebraska has gotten good production from its bench in 2021-22, averging 25.5 points per game from its reserves. NU has gotten a total of 10 double-digit scoring nights from its bench including a pair of 20-point efforts.

20-POINT BENCH PERFORMANCES UNDER HOIBERG

| Player | Pts. | Opponent (Year) |
|-----------------|------|---------------------------|
| Keisei Tominaga | 23 | South Dakota (2021-22) |
| Kobe Webster | 20 | Creighton (2021-22) |
| Kobe Webster | 23 | at Northwestern (2020-21) |
| Kobe Webster | 20 | Georgia Tech (2020-21) |
| Kevin Cross | 23 | Indiana (2019-20 B1G) |
| Dachon Burke | 21 | Michigan State(2019-20) |

WORKING OVERTIME

• With the 4 OT loss at NC State on Dec. 1, Nebraska is now 63-52 (.548) in overtime games in program history. Of the 115 ovetimes games in program history, 22 games have been at least two overtimes, including a trio of 3 OT games and a pair of quadruple overtime contests.

Nebraska’s game against NC State marked the longest Big Ten game in the last decade. In fact, only three other Big Ten games had reached triple overtime dating back to the start of the 2011-12 season.

LONGEST NCAA GAMES SINCE 2011-12

| Matchup | OTs | Date |
|--------------------------|-----|----------|
| Louisville at Notre Dame | 5 | 2/9/2013 |
| Nebraska at NC State | 4 | 12/1/21 |

LONGEST BIG GAMES SINCE 2011-12

| Matchup | OTs | Date |
|-----------------------|-----|---------|
| Nebraska at NC State | 4 | 12/1/21 |
| Penn State at Indiana | 3 | 2/1/17 |
| Illinois at Rutgers | 3 | 2/3/16 |
| Minnesota at Purdue | 3 | 2/5/14 |

FROSH OPENER STARTERS (SINCE 1995)

| Freshman | Pos | Year |
|-------------------|-----|---------|
| Bryce McGowens | G | 2021-22 |
| C.J. Wilcher** | G | 2021-22 |
| Yvan Ouedraogo | F | 2019-20 |
| Tai Webster | G | 2013-14 |
| Benny Parker | G | 2012-13 |
| Jorge Brian Diaz* | C | 2009-10 |
| Brandon Ubel | F | 2009-10 |
| Cookie Miller | G | 2007-08 |
| Sek Henry | G | 2006-07 |
| Ryan Anderson | G | 2006-07 |
| Marcus Walker | G | 2005-06 |
| Jake Muhleisen | G | 2001-02 |
| Brian Conklin* | F | 2000-01 |
| Cookie Belcher | G | 1996-97 |
| Tyronn Lue | G | 1995-96 |

*-redshirt freshman; **-second-year freshman because of COVID-19

AN OLYMPIC EFFORT BY TOMINAGA

Nebraska’s 2021-22 roster features an Olympian, as Keisei Tominaga played for his native Japan in 3x3 basketball during the Tokyo Olympics. Tominaga, the youngest player in the eight-team field, helped Japan reach the medal round and finished third among all players in scoring (6.9 ppg), fourth in 1-point shooting (74 percent) and seventh in 2-point shooting (36 percent). He was one of only two active NCAA players to play in the Olympics, joining Virginia’s Francisco Caffaro, who played for Argentina in men’s basketball.

Tominaga became the third Husker basketball player to play in the Olympics, joining Aleks Maric (2012, Australia) and Ade Dagunduro (2012, Nigeria).

NBA COACHES GO BACK TO SCHOOL

Nebraska Coach Fred Hoiberg is one of nine active NCAA coaches to have coached in the NBA, as he spent three-plus seasons with the Chicago Bulls. Hoiberg’s 270 regular-season NBA games rank third among the 10 former NBA coaches in the collegiate ranks.

Coach, School NBA Head Coach, Years

| | |
|--|--|
| John Calipari, Kentucky | New Jersey, 1996-99 |
| Leonard Hamilton, Miami | Washington, 2000-01 |
| Fred Hoiberg, Nebraska | Chicago, 2015-18 |
| Lindsey Hunter, Mississippi Valley State | Phoenix, 2013 |
| Eric Musselman, Arkansas | Golden State, 2002-04; Sacramento, 2006-07 |
| Rick Pitino, Iona | New York, 1987-89; Boston, 1997-2001 |
| Reggie Theus, Bethune-Cookman | Sacramento, 2007-09 |
| Darrell Walker, Arkansas Little Rock | Toronto, 1996-98; Washington, 1999-2000 |
| Mike Woodson, Indiana | Atlanta 2004-2010; New York, 2011-14 |

IT IS ACADEMIC FOR WEBSTER

Kobe Webster became the latest Husker men’s basketball player to earn CoSIDA Academic All-America honors, as he was a third-team selection in May of 2021. Webster, who graduated from Western Illinois in 2020, has a 3.75 GPA while working on his master’s degree in educational administration.

Webster was the first Husker men’s basketball player to be honored since Shavon Shields in 2015 and 2016. NU Head Coach Fred Hoiberg was a two-time Academic All-American at Iowa State (1994 and 1995) and was inducted into the CoSIDA Academic All-America® Hall of Fame in 2016. Entering the 2021-22 school year, Nebraska leads all NCAA Division I schools with 347 CoSIDA Academic All-Americans.

NEBRASKA HEAD COACH FRED HOIBERG

NEBRASKA (2019-PRESENT)

- Hired as Nebraska's 28th men's basketball coach on March 30, 2019, a position his grandfather (Jerry Bush) held for nine seasons from 1954 to 1963.
- Brought in the highest-ranked recruiting class in school history, as his 2021 class was ranked 13th nationally by ESPN.com

CHICAGO BULLS (2015-18)

- Coached the Chicago Bulls for three-plus seasons, posting a 115-155 record.
- Became just the fifth coach in franchise history to post a winning record in his debut season.
- Took the Bulls to the 2017 NBA Playoffs where they won the first two games against the top-seeded Boston Celtics, as the Bulls were the first No. 8 seed to take a 2-0 lead against a No. 1 seed since 1993.
- Was the fifth coach in NBA history to have each of his first two career playoff victories come on the road.

IOWA STATE (2010-15)

- Served as head coach at his alma mater for five seasons, posting a 115-56 record, which is the top winning percentage in school history (.673).
- Led the Cyclones to four straight NCAA Tournament appearances - a program record - while his 115 wins were the most in a five-year stretch in school history.
- Guided Iowa State to back-to-back Big 12 Tournament titles in 2014 and 2015.
- Produced four All-Americans, 12 All-Big 12 honorees and 10 players who played in the NBA.
- Named Big 12 Coach of the Year in 2012, as the Cyclones went from three conference wins to 12 in one season.
- Won 28 games and reached the NCAA Sweet 16 in 2014.
- Led the Big 12 in scoring offense in two of his last four seasons and topped the conference in 3-pointers four times in five years.

MINNESOTA TIMBERWOLVES (2005-10)

- Served as Vice President of Basketball Operations in 2009-10, overseeing the day-to-day operations of basketball programs including college and pro scouting, salary cap management and NBA Draft preparations.
- Was the Assistant General Manager for three seasons, helping the Timberwolves orchestrate a draft-day trade for five-time all-star Kevin Love in 2008.

AS AN NBA PLAYER (1995-2005)

- Spent 10 years in the NBA with the Indiana Pacers (four seasons), Chicago Bulls (four seasons) and Minnesota Timberwolves (two seasons) after being selected in the second round of the 1995 NBA Draft.
- Was a member of three NBA Playoff Teams, including a Timberwolves team that reached the 2004 Western Conference Finals.
- Shot 40 percent from 3-point range during his career and led the NBA in 3-point shooting in his final season (48.3, 2004-05).
- Ended his NBA career abruptly at the age of 33 after undergoing open-heart surgery to repair an aneurysm in his aortic root.

AS A PLAYER AT IOWA STATE (1991-95)

- Started all four seasons at Iowa State, averaging 15.8 points, 6.9 rebounds, 2.8 assists and 1.6 steals per game in his collegiate career.
- His No. 32 was retired by Iowa State in 1997 and Hoiberg is a member of the ISU Hall of Fame.
- Garnered third-team All-America honors as a senior in 1994-95, averaging 19.9 points per game to help the Cyclones win a then-school-record 23 games and was named Big Eight Co-Male Athlete of the Year in 1995.
- Two-time Academic All-American who was inducted into the CoSIDA Academic Hall of Fame in 2016.



FRED HOIBERG'S COLLEGIATE COACHING RECORD

| Year | School | Overall Record | Pct. | Conf. Record | Pct | Conf. Finish | Postseason |
|---------------|------------|----------------|-------------|--------------|-------------|--------------|-------------------|
| 2010-11 | Iowa State | 16-16 | .500 | 3-13 | .188 | 12th | None |
| 2011-12 | Iowa State | 23-11 | .676 | 12-6 | .677 | T-3rd | NCAA Third Round |
| 2012-13 | Iowa State | 23-12 | .657 | 11-7 | .611 | T-4th | NCAA Third Round |
| 2013-14 | Iowa State | 28-8 | .778 | 11-7 | .611 | T-3rd | NCAA Sweet 16 |
| 2014-15 | Iowa State | 25-9 | .735 | 12-6 | .677 | T-2nd | NCAA Second Round |
| 2019-20 | Nebraska | 7-25 | .219 | 2-18 | .100 | 14th | None |
| 2020-21 | Nebraska | 7-20 | .259 | 3-16 | .158 | 14th | None |
| 2021-22 | Nebraska | 5-6 | .455 | 0-2 | .000 | - | - |
| Totals | | 134-107 | .556 | 54-75 | .419 | | |

NEBRASKA BASKETBALL RADIO/TV ROSTER



0 | C.J. WILCHER
Fr. | G | 6-5 | 221
Plainfield, N.J.



1 | ALONZO VERGE JR.
Sr. | G | 6-3 | 164
Chicago, Ill.



2 | TREY MCGOWENS
Jr. | G | 6-4 | 196
Pendleton, S.C.



3 | QUARAN MCPHERSON
Fr. | G | 6-3 | 199
Queens, N.Y.



4 | JACKSON CRONIN
Fr. | G | 6-1 | 187
Great Neck, N.Y.



5 | BRYCE MCGOWENS
Fr. | G | 6-7 | 179
Pendleton, S.C.



10 | KOBE WEBSTER
Sr. | G | 6-0 | 176
Indianapolis, Ind.



11 | LAT MAYEN
Jr. | F | 6-9 | 217
Adelaide, Australia



12 | SAM HOIBERG
Fr. | G | 6-0 | 183
Lincoln, Neb.




13 | DERRICK WALKER JR.
Jr. | F | 6-9 | 239
Kansas City, Mo.



14 | TREVOR LAKES
Sr. | F | 6-8 | 220
Lebanon, Ind.



15 | CHRIS MCGRAW
So. | G | 6-0 | 176
Columbus, Ohio



21 | JACE PIATKOWSKI
Rfr. | G | 6-3 | 177
Omaha, Neb.




23 | KEON EDWARDS
Fr. | G | 6-7 | 204
Houston, Texas



30 | KEISEI TOMINAGA
So. | G | 6-2 | 178
Moriyama Nagoya
Aichi, Japan



32 | WILHELM BREIDENBACH
Fr. | F | 6-10 | 227
Rancho Santa
Margarita, Calif



33 | OLEG KOJENETS
Fr. | F | 7-0 | 223
Kaunas, Lithuania



35 | EDUARDO ANDRE
Fr. | F | 6-11 | 236
London, England



FRED HOIBERG
Head Coach



MATT ABDELMASSIH
Assistant Coach



ARMON GATES
Assistant Coach



NATE LOENSER
Assistant Coach



DOC SADLER
Special Assistant to
the Head Coach



LUCA VIRGILIO
Director of Basketball
Operations



KURT JOSEPH
Director of Men's
Basketball Strength &
Conditioning



MATT HOLT
Video Coordinator



BUZZY CARUTHERS
Director of Player
Development



R.J. PIETIG
Athletic Trainer



PAT NORRIS
Equipment Manager



SHERYL BURBACH
Assistant Director of
Basketball Operations



ATHAN KATSANTONIS
Recruiting
Coordinator



HALLICE COOKE
Graduate Manager



KEENAN HOLDMAN
Graduate Manager

PRONUNCIATION GUIDE

NamePronunciation
 Matt AbdelmassihAbdel-massey
 Wilhelm Breidenbachbriad-in-baak
 Athan Katsantonis kat-san-to-nis
 Oleg Kojenets Oh-leg Co-yah-net
 Nate Loenser Len-zer
 Lat Mayen Latt [rhymes w/ Matt] MAY-en
 Quaran McPherson kr-aan
 Jace Piatkowski Pie-it-COW-ski
 Keisei Tominaga Kay-say Toe-may-nawga
 C.J. Wilcher WILL-chur

THE LAST TIME...

Nebraska Team

Ranked in the top 5 (AP Poll) Never Happened
 Ranked in the top 10 (AP Poll) March 1, 1966
 Ranked in the top 20 (AP Poll) Jan. 2, 1995
 Ranked in the top 25 (AP Poll) Dec. 31, 2018 (No. 24)
 Ranked in the top 25 (USA Today Coaches Poll) Dec. 31, 2018 (No. 23)

Played AP Poll No. 1 ranked team lost at No. 1 Indiana (47-76), 2/13/2013
 Defeated AP Poll No. 1 ranked team at No. 1 Missouri (67-51), 2/6/1982
 Played AP Poll No. 2 ranked team lost at No. 2 Michigan (47-62), 1/9/13
 Defeated AP Poll No. 2 ranked team vs. No. 2 Oklahoma State (85-69), 2/5/1992
 Played Team Ranked 1-5 by AP lost at No. 5 Iowa (64-102), 3/4/2021
 Defeated Team Ranked 1-5 by AP vs. No. 3 Texas (70-67), 2/19/2011
 Played Team Ranked 6-10 by AP lost to No. 6 Illinois (72-77, OT), 2/12/2021
 Defeated Team Ranked 6-10 by AP vs. No. 9 Wisconsin (77-68), 3/9/2014
 Defeated Team Ranked 11-25 by AP vs. No. 21 Maryland (68-61), 3/14/2019
 Defeated Team Ranked 1-10 by AP on Road at No. 9 Michigan State (60-51), 2/16/2014
 Defeated Ranked Team by AP on Road vs. No. 25 Indiana (66-51), 1/14/2019

Scored 100 or more points 100; vs. NC State, 12/1/2021
 Scored 90 or more points 100; vs. NC State, 12/1/2021
 Scored 80 or more points 100; vs. NC State, 12/1/2021
 Scored less than 50 points 48; vs. Wisconsin, 2/10/2021
 Scored less than 40 points 38; at Oregon, 12/15/2012
 Shot 75% from the field 750; vs. Nebraska-Omaha (42-56), 1/25/1988 \$
 Shot 70% from the field 723; vs. UNC Wilmington (34-47), 12/5/1997
 Shot 60% from the field 628; vs. Northwestern (27-43), 2/3/2015

Made 50 or more free throws Never Happened
 Made 40 or more free throws 43; vs. Texas (43-59), 1/3/1996 - \$
 Made 30 or more free throws 37; vs. UTSA (37-50), 12/20/2017
 Made 25 or more free throws 26; vs. Sam Houston (26-36), 12/12/2021
 Attempted 60 or more free throws 60; vs. Kansas State (36-60), 1/11/1954 - \$
 Attempted 50 or more free throws 50; vs. UTSA (37-50), 12/20/2017
 Attempted 40 or more free throws 50; vs. UTSA (37-50), 12/20/2017
 Attempted 30 or more free throws 30; vs. Southern (24-30), 11/21/2021
 Shot 100% from the foul line (min 10 att.) 1.000; at Penn State (16-16), 1/19/2013
 Shot 95% from the foul line (min 10 att.) 1.000; at Penn State, (16-16), 1/19/2013
 Shot 90% from the foul line (min 10 att.) 913; vs. Oklahoma State (21-23), 12/16/2018

Made 20 or more 3-pointers Never Happened
 Made 15 or more 3-pointers 15; vs. Mississippi Valley State (15-37), 11/6/2018
 Made 10 or more 3-pointers 10; Creighton (10-26), 11/16/2021
 Made 0 3-pointers 0; vs. Jacksonville State (0-5), 12/18/2012
 Held Opponent to 0 3-pointers 0; Southeastern Louisiana, 11/22/2015
 Attempted 40 or more 3-pointers 41; vs. Nevada (9-41), 11/26/2020 \$
 Attempted 30 or more 3-pointers 35; vs. Michigan (5-35), 12/7/2021
 Attempted 20 or more 3-pointers 22; vs. Auburn (7-22), 12/11/2021
 Shot 75% from 3-point range (min. 10 att.) 750; vs. UT-Pan American (9-12), 12/2/2009 - \$
 Shot 60% from 3-point range (min. 10 att.) 647; vs. USC (11-17), 12/3/2012
 Shot 50% from 3-point range (min. 10 att.) 529; vs. Minnesota (9-17), 2/27/2021
 Shot 50% from 3-point range (min. 20 att.) 571; vs. Southern (12-21), 11/22/2019

Had 60 or more rebounds 60; vs. Oral Roberts, 12/22/1999
 Had 50 or more rebounds 51; vs. NC State, 12/1/2021

Had 30 or more assists 35; vs. Northeastern Illinois, 12/21/1994
 Had 25 or more assists 25; vs. Doane, 12/17/2020
 Had 20 or more assists 21; at Northwestern, 3/7/2021
 Had 15 or more assists 18; at NC State, 12/1/2021

Had 20 or more steals 23; vs. Texas Tech, 3/4/1999 - \$
 Had 15 or more steals 16; vs. McNeese State, 11/28/2020
 Had 10 or more steals 11; at NC State, 12/1/2021

Had 15 or more blocked shots 15; vs. Coppin State, Dec. 6, 1996 - \$
 Had 10 or more blocked shots 14; at Northwestern, 1/2/2018

Had 30 or more turnovers 31; at Creighton, 12/11/2005
 Had 20 or more turnovers 20; vs. Auburn, 3/11/2021
 Had 5 or less turnovers 5; vs. Purdue, 2/23/2019

Nebraska Player...

Had 20 or more points: 31; Alonzo Verge Jr. vs. Michigan, 12/7/2021
 Had 25 or more points: 31; Alonzo Verge Jr. vs. Michigan, 12/7/2021
 Had 30 or more points: 31; Alonzo Verge Jr. vs. Michigan, 12/7/2021
 Had 40 or more points: 41; Teddy Allen vs. Penn State, 2/23/2021
 Had 20 or more points in a half: 20; Lat Mayen vs. Rutgers (1st), 3/1/2021

Had No Player in Double Figures: vs. Ohio State, 1/21/2012
 Had Five Players with 10 or more points vs. Minnesota, 2/27/2021
 ...Dalano Banton (14), Derrick Walker (12), Trey McGowens (11), Kobe Webster (10), Thorir Thorbjarnarson (10)
 Had Six Players with 10 or more points vs. McNeese State, 11/25/2020
 Teddy Allen (14); Trey McGowens (14); Shamiel Stevenson (14) Dalano Banton;
 Kobe Webster (13); Lat Mayen (13)
 Two Huskers with 20 or more points, same game: at NC State, 12/1/2021
 Alonzo Verge Jr. (25), Bryce McGowens (24)
 Two Huskers with 25 or more points, same game: vs. Western Illinois, 11/9/21
 Alonzo Verge Jr. (26), Bryce McGowens (25)
 Three Huskers with 20 or more points, same game: vs. Iowa, 3/10/2019
 James Palmer Jr. (30), Glynn Watson Jr. (23), Isaiah Roby (23)
 Two Huskers with 30 or more points, same game: vs. Oregon, 11/25/1995
 Tyronn Lue (30) & Jaron Boone (30) - only time in school history

Had 10 or more rebounds: 10; Derrick Walker vs Auburn, 12/11/2021
 Had 15 or more rebounds: 19; Yvan Ouedraogo vs. Northwestern, 3/1/2020
 Had 20 or more rebounds: 21; Kimani Ffriend vs. Oral Roberts, 12/22/1999
 Had 25 or more rebounds: 26; Bill Johnson vs. Iowa State, 1/4/1954 - \$
 Two Huskers with 10 or more rebounds, same game: vs. Doane, 12/17/2020
 (Yvan Ouedraogo-13; Dalano Banton-11)
 Three Huskers with 10 or more rebounds, same game: vs. Texas Tech, 1/19/2000
 (Steffon Bradford 16; Kimani Ffriend 12; Louis Truscott 11)

Had 5 or more 3-pointers: 5; Keisei Tominaga at NC State (5-11), 12/1/2021
 Had 6 or more 3-pointers: 7; Kobe Webster at Northwestern (7-12), 3/7/2021
 Had 7 or more 3-pointers: 7; Kobe Webster at Northwestern (7-12), 3/7/2021
 Had 8 or more 3-pointers: 8; Cary Cochran, vs. Baylor (8-13), 2/27/2002 - \$

Had 5 or more assists: 11; Alonzo Verge Jr. at NC State, 12/1/2021
 Had 10 or more assists: 11; Alonzo Verge Jr. at NC State, 12/1/2021
 Had 15 or more assists: 15; Charles Richardson vs. Rutgers, 12/2/2006
 Had 18 or more assists: 18; Brian Carr, at Evansville, 1/3/1985 - \$

Had 5 or more blocked shots: 5; Isaiah Roby vs. Northwestern, 2/16/2019
 Had 6 or more blocked shots: 6; Isaiah Roby vs. Eastern Illinois, 11/11/2017
 Had 7 or more blocked shots: 7; John Turek vs. Colorado, 3/2/2005
 Had 9 or more blocked shots: 9; Mikki Moore vs. Coppin State, 12/6/1996 - \$
 Had 10 or more blocked shots: Never Happened

Had 5 or more steals: 5; Wilhelm Breidenbach vs. South Dakota, 11/27/2021
 Had 6 or more steals: 6; Glynn Watson Jr. vs. Long Beach State, 11/26/2017
 Had 7 or more steals: 7; Brandon Richardson at Ohio State, 1/3/2012
 Had 8 or more steals: 8; Cookie Belcher vs. Oklahoma St., 2/7/2001 - \$
 Had 10 or more steals: Never Happened

Had Triple-Double (Points/Rebounds/Assists):
 10; Dalano Banton vs. Doane, 12/17/2020, 13/11/10

Had Two Players with Double-Doubles:
 Derrick Walker (12 pt./13 reb.) and Alonzo Verge Jr. (25 pt./11 ast.) at NC State, 12/1/21
 Had Double-Double (Points/Assists): Alonzo Verge Jr. at NC State (25/11), 12/1/2021
 Had Double-Double (Points/Rebounds): Derrick Walker vs. Auburn (10/10), 12/11/2021
 Had Double-Double (Points/Steals): Never Happened
 Had Double-Double (Points/Blocks): Never Happened

\$ - School Record - #- Tied School record
 As of 12/12/2021

2021-22 GAME BY GAME

| Team | FG-FGA | Pct. | 3FG-3FGA | Pct. | FT-FTA | Pct. | O-D | Reb. | PF | A | TO | B | S | Pts. | W/L |
|---------------------------------|----------------|--------------|----------------|--------------|----------------|--------------|----------------|----------|----------|----------|----------|---------|---------|------------|---------|
| Western Illinois at Nebraska | 30-77 23-59 | .390 .390 | 9-33 5-20 | .273 .250 | 6-14 23-31 | .429 .742 | 23-34 7-30 | 57 37 | 25 18 | 11 6 | 18 12 | 1 3 | 7 8 | 75 74 | L |
| Sam Houston at Nebraska | 24-64 22-54 | .375 .407 | 9-30 4-22 | .300 .182 | 8-16 26-36 | .500 .722 | 16-29 10-30 | 45 40 | 30 16 | 10 10 | 18 11 | 1 6 | 4 8 | 65 74 | W |
| Creighton at Nebraska | 28-60 26-70 | .467 .371 | 10-23 10-26 | .435 .385 | 11-20 7-9 | .550 .778 | 13-37 9-27 | 50 36 | 14 18 | 16 15 | 16 7 | 7 5 | 5 9 | 77 69 | L |
| Idaho State at Nebraska | 20-51 31-57 | .392 .544 | 12-37 8-23 | .324 .348 | 8-14 8-11 | .571 .727 | 10-21 6-25 | 31 31 | 14 18 | 11 18 | 15 8 | 2 1 | 5 8 | 60 78 | W |
| Southern at Nebraska | 22-65 27-51 | .338 .529 | 6-21 4-23 | .286 .174 | 9-10 24-30 | .900 .800 | 8-22 3-35 | 30 38 | 23 18 | 12 18 | 16 15 | 1 3 | 5 4 | 59 82 | W |
| Tennessee State at Nebraska | 26-64 28-53 | .406 .528 | 13-33 6-25 | .394 .240 | 8-15 17-27 | .533 .630 | 12-25 6-29 | 37 35 | 21 13 | 15 18 | 13 10 | 2 2 | 3 6 | 73 79 | W |
| South Dakota at Nebraska | 25-59 28-61 | .424 .459 | 12-25 9-23 | .480 .391 | 8-16 18-26 | .500 .692 | 13-27 9-26 | 40 35 | 21 16 | 16 18 | 18 10 | 1 4 | 8 10 | 70 83 | W |
| at NC State Nebraska | 33-90 40-96 | .367 .417 | 6-35 9-37 | .171 .243 | 32-43 11-15 | .744 .733 | 25-45 14-35 | 70 49 | 19 29 | 12 18 | 20 16 | 11 4 | 9 11 | 104 100 | L (4OT) |
| at Indiana Nebraska | 23-57 23-61 | .404 .377 | 8-22 5-22 | .364 .227 | 14-17 4-5 | .824 .800 | 8-33 5-27 | 41 32 | 12 18 | 10 9 | 15 14 | 5 1 | 7 9 | 68 55 | L |
| Michigan at Nebraska | 39-76 32-72 | .513 .319 | 15-32 5-35 | .469 .143 | 9-12 16-21 | .750 .762 | 15-39 14-24 | 54 38 | 18 15 | 25 6 | 12 9 | 2 3 | 7 4 | 102 67 | L |
| vs. No. 18 Auburn Nebraska | 39-76 23-54 | .513 .426 | 14-31 7-22 | .452 .318 | 7-11 15-17 | .636 .882 | 12-24 9-24 | 36 33 | 15 14 | 26 12 | 8 20 | 3 5 | 16 6 | 99 68 | L |

2021-22 SUPERLATIVES

2021-22 NEBRASKA TEAM GAME HIGHS

| | | |
|-----------------------|--------------|-------------------------|
| POINTS | 100 | at NC State (12/01/21) |
| | 83 | SOUTH DAKOTA (11/27/21) |
| | 82 | SOUTHERN U. (11/21/21) |
| FIELD GOALS MADE | 40 | at NC State (12/01/21) |
| | 31 | IDAHO ST. (11/19/21) |
| FIELD GOAL ATTEMPTS | 96 | at NC State (12/01/21) |
| | 72 | MICHIGAN (12/07/21) |
| FIELD GOAL PERCENTAGE | .544 (31-57) | IDAHO ST. (11/19/21) |
| | .529 (27-51) | SOUTHERN U. (11/21/21) |
| 3 PT FIELD GOALS MADE | 10 | CREIGHTON (11/16/21) |
| | 9 | at NC State (12/01/21) |
| | 9 | SOUTH DAKOTA (11/27/21) |
| 3 PT FG ATTEMPTS | 37 | at NC State (12/01/21) |
| | 35 | MICHIGAN (12/07/21) |
| 3 PT FG PERCENTAGE | .391 (9-23) | SOUTH DAKOTA (11/27/21) |
| | .385 (10-26) | CREIGHTON (11/16/21) |
| FREE THROWS MADE | 26 | SAM HOUSTON (11/12/21) |
| | 24 | SOUTHERN U. (11/21/21) |
| FREE THROW ATTEMPTS | 36 | SAM HOUSTON (11/12/21) |
| | 31 | WESTERN ILL. (11/09/21) |
| FREE THROW PERCENTAGE | .882 (15-17) | vs Auburn (12/11/21) |
| | .800 (24-30) | SOUTHERN U. (11/21/21) |
| | .800 (4-5) | at Indiana (12/04/21) |
| REBOUNDS | 49 | at NC State (12/01/21) |
| | 40 | SAM HOUSTON (11/12/21) |
| ASSISTS | 18 | Five Times |
| STEALS | 11 | at NC State (12/01/21) |
| | 10 | SOUTH DAKOTA (11/27/21) |
| BLOCKED SHOTS | 6 | SAM HOUSTON (11/12/21) |
| | 5 | vs Auburn (12/11/21) |
| | 5 | CREIGHTON (11/16/21) |
| TURNOVERS | 20 | vs Auburn (12/11/21) |
| | 16 | at NC State (12/01/21) |
| FOULS | 29 | at NC State (12/01/21) |

2021-22 OPPONENT TEAM GAME HIGHS

| | | |
|-----------------------|--------------|-------------------------|
| POINTS | 104 | at NC State (12/01/21) |
| | 102 | MICHIGAN (12/07/21) |
| | 99 | vs Auburn (12/11/21) |
| FIELD GOALS MADE | 39 | vs Auburn (12/11/21) |
| | 39 | MICHIGAN (12/07/21) |
| FIELD GOAL ATTEMPTS | 90 | at NC State (12/01/21) |
| | 77 | WESTERN ILL. (11/09/21) |
| FIELD GOAL PERCENTAGE | .513 (39-76) | vs Auburn (12/11/21) |
| | .513 (39-76) | MICHIGAN (12/07/21) |
| 3 PT FIELD GOALS MADE | 15 | MICHIGAN (12/07/21) |
| | 14 | vs Auburn (12/11/21) |
| 3 PT FG ATTEMPTS | 37 | IDAHO ST. (11/19/21) |
| | 35 | at NC State (12/01/21) |
| 3 PT FG PERCENTAGE | .480 (12-25) | SOUTH DAKOTA (11/27/21) |
| | .469 (15-32) | MICHIGAN (12/07/21) |
| FREE THROWS MADE | 32 | at NC State (12/01/21) |
| | 14 | at Indiana (12/04/21) |
| FREE THROW ATTEMPTS | 43 | at NC State (12/01/21) |
| | 20 | CREIGHTON (11/16/21) |
| FREE THROW PERCENTAGE | .900 (9-10) | SOUTHERN U. (11/21/21) |
| | .824 (14-17) | at Indiana (12/04/21) |
| REBOUNDS | 70 | at NC State (12/01/21) |
| | 57 | WESTERN ILL. (11/09/21) |
| ASSISTS | 26 | vs Auburn (12/11/21) |
| | 25 | MICHIGAN (12/07/21) |
| STEALS | 16 | vs Auburn (12/11/21) |
| | 9 | at NC State (12/01/21) |
| BLOCKED SHOTS | 11 | at NC State (12/01/21) |
| | 7 | CREIGHTON (11/16/21) |
| TURNOVERS | 20 | at NC State (12/01/21) |
| | 18 | SOUTH DAKOTA (11/27/21) |
| | 18 | SAM HOUSTON (11/12/21) |
| | 18 | WESTERN ILL. (11/09/21) |
| FOULS | 30 | SAM HOUSTON (11/12/21) |
| | 25 | WESTERN ILL. (11/09/21) |

2021-22 NEBRASKA TEAM GAME LOWS

| | | |
|-----------------------|--------------|--------------------------|
| POINTS | 55 | at Indiana (12/04/21) |
| | 67 | MICHIGAN (12/07/21) |
| | 68 | vs Auburn (12/11/21) |
| FIELD GOALS MADE | 22 | SAM HOUSTON (11/12/21) |
| FIELD GOAL ATTEMPTS | 51 | SOUTHERN U. (11/21/21) |
| | 53 | TENNESSEE ST. (11/23/21) |
| FIELD GOAL PERCENTAGE | .319 (23-72) | MICHIGAN (12/07/21) |
| | .371 (26-70) | CREIGHTON (11/16/21) |
| 3 PT FIELD GOALS MADE | 4 | SAM HOUSTON (11/12/21) |
| | 4 | SOUTHERN U. (11/21/21) |
| 3 PT FG ATTEMPTS | 20 | WESTERN ILL. (11/09/21) |
| | 22 | SAM HOUSTON (11/12/21) |
| | 22 | at Indiana (12/04/21) |
| | 22 | vs Auburn (12/11/21) |
| 3 PT FG PERCENTAGE | .143 (5-35) | MICHIGAN (12/07/21) |
| | .174 (4-23) | SOUTHERN U. (11/21/21) |
| FREE THROWS MADE | 4 | at Indiana (12/04/21) |
| | 7 | CREIGHTON (11/16/21) |
| FREE THROW ATTEMPTS | 5 | at Indiana (12/04/21) |
| | 9 | CREIGHTON (11/16/21) |
| FREE THROW PERCENTAGE | .630 (17-27) | TENNESSEE ST. (11/23/21) |
| | .692 (18-26) | SOUTH DAKOTA (11/27/21) |
| REBOUNDS | 31 | IDAHO ST. (11/19/21) |
| | 32 | at Indiana (12/04/21) |
| ASSISTS | 6 | WESTERN ILL. (11/09/21) |
| | 6 | MICHIGAN (12/07/21) |
| STEALS | 4 | SOUTHERN U. (11/21/21) |
| | 4 | MICHIGAN (12/07/21) |
| BLOCKED SHOTS | 1 | IDAHO ST. (11/19/21) |
| | 1 | at Indiana (12/04/21) |
| TURNOVERS | 7 | CREIGHTON (11/16/21) |
| | 8 | IDAHO ST. (11/19/21) |
| FOULS | 13 | TENNESSEE ST. (11/23/21) |
| | 14 | vs Auburn (12/11/21) |

2021-22 OPPONENT TEAM GAME LOWS

| | | |
|-----------------------|--------------|--------------------------|
| POINTS | 59 | SOUTHERN U. (11/21/21) |
| | 60 | IDAHO ST. (11/19/21) |
| | 65 | SAM HOUSTON (11/12/21) |
| FIELD GOALS MADE | 20 | IDAHO ST. (11/19/21) |
| | 22 | SOUTHERN U. (11/21/21) |
| FIELD GOAL ATTEMPTS | 51 | IDAHO ST. (11/19/21) |
| | 57 | at Indiana (12/04/21) |
| FIELD GOAL PERCENTAGE | .338 (22-65) | SOUTHERN U. (11/21/21) |
| | .367 (33-90) | at NC State (12/01/21) |
| 3 PT FIELD GOALS MADE | 6 | SOUTHERN U. (11/21/21) |
| | 6 | at NC State (12/01/21) |
| 3 PT FG ATTEMPTS | 21 | SOUTHERN U. (11/21/21) |
| | 22 | at Indiana (12/04/21) |
| 3 PT FG PERCENTAGE | .171 (6-35) | at NC State (12/01/21) |
| | .273 (9-33) | WESTERN ILL. (11/09/21) |
| FREE THROWS MADE | 6 | WESTERN ILL. (11/09/21) |
| | 7 | vs Auburn (12/11/21) |
| FREE THROW ATTEMPTS | 10 | SOUTHERN U. (11/21/21) |
| | 11 | vs Auburn (12/11/21) |
| FREE THROW PERCENTAGE | .429 (6-14) | WESTERN ILL. (11/09/21) |
| | .500 (8-16) | SAM HOUSTON (11/12/21) |
| | .500 (8-16) | SOUTH DAKOTA (11/27/21) |
| REBOUNDS | 30 | SOUTHERN U. (11/21/21) |
| | 31 | IDAHO ST. (11/19/21) |
| ASSISTS | 10 | SAM HOUSTON (11/12/21) |
| | 10 | at Indiana (12/04/21) |
| STEALS | 3 | TENNESSEE ST. (11/23/21) |
| | 4 | SAM HOUSTON (11/12/21) |
| BLOCKED SHOTS | 1 | Four times |
| TURNOVERS | 8 | vs Auburn (12/11/21) |
| | 12 | MICHIGAN (12/07/21) |
| | 12 | at Indiana (12/04/21) |
| FOULS | 14 | CREIGHTON (11/16/21) |
| | 14 | IDAHO ST. (11/19/21) |

2021-22 SUPERLATIVES

WON/LOSS MARGIN

| | | | | | | | | | | | | | | | | | | | | | |
|---------------|---|---|---|---|---|---|---|---|---|----|----|----|----|----|----|----|----|----|----|----|-----|
| | 1 | 2 | 3 | 4 | 5 | 6 | 7 | 8 | 9 | 10 | 11 | 12 | 13 | 14 | 15 | 16 | 17 | 18 | 19 | 20 | +20 |
| Husker Wins | 0 | 0 | 0 | 0 | 0 | 1 | 0 | 0 | 1 | 0 | 0 | 0 | 1 | 0 | 0 | 0 | 0 | 1 | 0 | 0 | 1 |
| Husker Losses | 1 | 0 | 0 | 1 | 0 | 0 | 0 | 1 | 0 | 0 | 0 | 0 | 1 | 0 | 0 | 0 | 0 | 0 | 0 | 0 | 2 |

2021-22 INDIVIDUAL GAME HIGHS

| | | |
|--------------------------|---------------|---|
| Points | 31 | Alonzo Verge Jr. vs Michigan (12/07/21) |
| | 29 | Bryce McGowens vs Sam Houston (11/12/21) |
| | 26 | Alonzo Verge Jr. vs Western Ill. (11/09/21) |
| | 25 | Alonzo Verge Jr. at NC State (12/01/21) |
| | 25 | Bryce McGowens vs Western Ill. (11/09/21) |
| Field Goals Made | 12 | Alonzo Verge Jr. vs Michigan (12/07/21) |
| | 11 | Alonzo Verge Jr. at NC State (12/01/21) |
| Field Goal Att. | 23 | Bryce McGowens at NC State (12/01/21) |
| | 22 | Alonzo Verge Jr. at NC State (12/01/21) |
| FG Pct (min 5 made) | 1.000 (7-7) | Walker, Derrick vs Tennessee St. (11/23/21) |
| | 1.000 (5-5) | Walker, Derrick vs Idaho St. (11/19/21) |
| 3-Point FG Made | 5 | Tominaga, Keisei at NC State (12/01/21) |
| | 5 | Tominaga, Keisei vs South Dakota (11/27/21) |
| 3-Point FG Att. | 11 | Tominaga, Keisei vs Michigan (12/07/21) |
| | 11 | Tominaga, Keisei at NC State (12/01/21) |
| 3-Pt FG Pct (min 2 made) | .833 (5-6) | Tominaga, Keisei vs South Dakota (11/27/21) |
| | .667 (4-6) | C.J. Wilcher vs Auburn (12/11/21) |
| | .667 (2-3) | C.J. Wilcher vs Idaho St. (11/19/21) |
| Free Throws Made | 10 | Bryce McGowens vs Southern U. (11/21/21) |
| | 10 | Bryce McGowens vs Western Ill. (11/09/21) |
| Free Throw Att. | 12 | Bryce McGowens vs Western Ill. (11/09/21) |
| | 10 | Bryce McGowens vs South Dakota (11/27/21) |
| | 10 | Bryce McGowens vs Southern U. (11/21/21) |
| FT Pct (min 3 made) | 1.000 (10-10) | Bryce McGowens vs Southern U. (11/21/21) |
| | 1.000 (6-6) | Alonzo Verge Jr. vs Michigan (12/07/21) |
| | 1.000 (6-6) | Alonzo Verge Jr. vs Southern U. (11/21/21) |
| Rebounds | 13 | Walker, Derrick at NC State (12/01/21) |
| | 13 | Alonzo Verge Jr. vs Western Ill. (11/09/21) |
| Assists | 11 | Alonzo Verge Jr. at NC State (12/01/21) |
| | 10 | Alonzo Verge Jr. vs Tennessee St. (11/23/21) |
| Steals | 5 | Breidenbach, Wilhelm vs South Dakota (11/27/21) |
| | 4 | Alonzo Verge Jr. vs Sam Houston (11/12/21) |
| Blocked Shots | 2 | Alonzo Verge Jr. vs Auburn (12/11/21) |
| | 2 | Walker, Derrick vs Auburn (12/11/21) |
| | 2 | Walker, Derrick at NC State (12/01/21) |
| | 2 | Walker, Derrick vs Southern U. (11/21/21) |
| | 2 | Breidenbach, Wilhelm vs Creighton (11/16/21) |
| | 2 | Walker, Derrick vs Creighton (11/16/21) |
| | 2 | Walker, Derrick vs Sam Houston (11/12/21) |
| Turnovers | 7 | Alonzo Verge Jr. vs Auburn (12/11/21) |
| | 6 | Alonzo Verge Jr. at Indiana (12/04/21) |
| Fouls | 5 | Andre, Eduardo vs Michigan (12/07/21) |
| | 5 | C.J. Wilcher at NC State (12/01/21) |
| | 5 | Alonzo Verge Jr. at NC State (12/01/21) |
| | 5 | Breidenbach, Wilhelm at NC State (12/01/21) |
| | 5 | Breidenbach, Wilhelm vs Sam Houston (11/12/21) |
| Minutes | 58 | Bryce McGowens at NC State (12/01/21) |
| | 54 | Alonzo Verge Jr. at NC State (12/01/21) |
| | 50 | Walker, Derrick at NC State (12/01/21) |

2021-22 OPPONENT GAME HIGHS

| | | |
|--------------------------|-------------|--|
| Points | 39 | Dereon Seabron at NC State (12/01/21) |
| | 31 | Savion Flagg vs Sam Houston (11/12/21) |
| | 23 | Dedric Boyd vs Tennessee St. (11/23/21) |
| | 22 | Terrance Williams II vs Michigan (12/07/21) |
| | 22 | Ryan Nembhard vs Creighton (11/16/21) |
| Field Goals Made | 12 | Savion Flagg vs Sam Houston (11/12/21) |
| | 11 | Dereon Seabron at NC State (12/01/21) |
| Field Goal Att. | 22 | Savion Flagg vs Sam Houston (11/12/21) |
| | 21 | Dereon Seabron at NC State (12/01/21) |
| FG Pct (min 5 made) | .750 (9-12) | Terrance Williams II vs Michigan (12/07/21) |
| | .750 (6-8) | Devan Cambridge vs Auburn (12/11/21) |
| 3-Point FG Made | 6 | Dedric Boyd vs Tennessee St. (11/23/21) |
| | 5 | Savion Flagg vs Sam Houston (11/12/21) |
| 3-Point FG Att. | 11 | Dedric Boyd vs Tennessee St. (11/23/21) |
| | 11 | Brian Whitley vs Southern U. (11/21/21) |
| 3-Pt FG Pct (min 2 made) | 1.000 (3-3) | Terrance Williams II vs Michigan (12/07/21) |
| | 1.000 (2-2) | Kenny Cooper vs Tennessee St. (11/23/21) |
| Free Throws Made | 17 | Dereon Seabron at NC State (12/01/21) |
| | 6 | Brandon Johns Jr. vs Michigan (12/07/21) |
| | 6 | Xavier Johnson at Indiana (12/04/21) |
| | 6 | Ryan Nembhard vs Creighton (11/16/21) |
| Free Throw Att. | 20 | Dereon Seabron at NC State (12/01/21) |
| | 9 | Ryan Nembhard vs Creighton (11/16/21) |
| FT Pct (min 3 made) | 1.000 (6-6) | Xavier Johnson at Indiana (12/04/21) |
| | 1.000 (4-4) | Jabari Smith vs Auburn (12/11/21) |
| | 1.000 (4-4) | Carlos Marshall, Jr. vs Tennessee St. (11/23/21) |
| | 1.000 (4-4) | Austin Smellie vs Idaho St. (11/19/21) |
| | 1.000 (3-3) | Cam Hayes at NC State (12/01/21) |
| | 1.000 (3-3) | Brian Whitley vs Southern U. (11/21/21) |
| Rebounds | 19 | Dereon Seabron at NC State (12/01/21) |
| | 12 | Hunter Dickinson vs Michigan (12/07/21) |
| Assists | 8 | DeVante' Jones vs Michigan (12/07/21) |
| | 8 | Kenny Cooper vs Tennessee St. (11/23/21) |
| Steals | 5 | Zep Jasper vs Auburn (12/11/21) |
| | 5 | Walker Kessler vs Auburn (12/11/21) |
| Blocked Shots | 8 | Ebenezer Dowuona at NC State (12/01/21) |
| | 4 | Trayce Jackson-Davis at Indiana (12/04/21) |
| Turnovers | 7 | Dereon Seabron at NC State (12/01/21) |
| | 6 | Savion Flagg vs Sam Houston (11/12/21) |
| Fouls | 5 | Jericole Hellemes at NC State (12/01/21) |
| | 5 | Mason Archambault vs South Dakota (11/27/21) |
| | 5 | Carlos Marshall, Jr. vs Tennessee St. (11/23/21) |
| | 5 | Tristan Ikpe vs Sam Houston (11/12/21) |
| | 5 | Kian Scroggins vs Sam Houston (11/12/21) |
| | 5 | Colton Sandage vs Western Ill. (11/09/21) |
| | 5 | Will Carius vs Western Ill. (11/09/21) |
| | 5 | Trenton Massner vs Western Ill. (11/09/21) |

2021-22 HUSKER LINEUPS

| | | |
|-----|--|--------|
| No. | Starting Lineup | Record |
| 1. | B. McGowens, T. McGowens, Verge Jr., Walker, Wilcher | 0-1 |
| 2. | Mayen, B. McGowens, T. McGowens, Verge Jr., Walker | 1-1 |
| 3. | Edwards, Mayen, B. McGowens, Verge Jr., Walker | 4-1 |
| 3. | Mayen, B. McGowens, Tominaga, Verge Jr., Walker | 0-3 |

2021-22 GAME RECAPS

(-----Nebraska Individual Leaders-----)

| Date | Opponent | Result | Record (B1G) | Attend. | Points | Rebounds | Assists | Steals |
|-------|-------------------|-----------------|--------------|---------|-------------------------|-------------------------|-------------------|----------------------------|
| 11/9 | Western Illinois | L, 74-75 | 0-1 (0-0) | 15,312 | Verge (26) | Verge (13) | Verge (5) | T. McGowens, Tominaga (3) |
| 11/12 | Sam Houston | W, 74-65 | 1-1 (0-0) | 15,474 | McGowens (29) | T. McGowens (9) | Verge (7) | Verge (4) |
| 11/16 | Creighton | L, 69-77 | 1-2 (0-0) | 15,939 | Webster (20) | 4 players (5) | Verge (4) | Wilcher, Webster (2) |
| 11/19 | Idaho State | W, 78-60 | 2-2 (0-0) | 15,274 | Walker (14) | B. McGowens (7) | Webster (5) | Wilcher (2) |
| 11/21 | Southern | W, 82-59 | 3-2 (0-0) | 15,252 | B. McGowens (18) | B. McGowens (11) | Three players (4) | Webster, B. McGowens (2) |
| 11/23 | Tennessee State | W, 79-73 | 4-2 (0-0) | 15,236 | B. McGowens, Verge (18) | B. McGowens, Walker (6) | Verge (10) | Verge (3) |
| 11/27 | South Dakota | W, 83-70 | 5-2 (0-0) | 15,685 | Tominaga (23) | B. McGowens (8) | Verge (5) | Breidenbach (5) |
| 12/1 | at NC State | L 100-104 (4OT) | 5-3 (0-0) | 11,562 | Verge (25) | Walker (13) | Verge (11) | Verge (3) |
| 12/4 | at Indiana | L, 55-68 | 5-4 (0-1) | 17,222 | Verge (15) | Verge, B. McGowens (5) | Verge (3) | Walker, Webster, Andre (2) |
| 12/7 | Michigan | L, 67-102 | 5-5 (0-2) | 15,426 | Verge (31) | Verge (8) | Verge (3) | Briedenbach (2) |
| 12/11 | vs. No. 18 Auburn | L, 68-99 | 5-6 (0-2) | | Wilcher (17) | Walker (10) | Walker, Verge (4) | Tominaga (3) |

THE LAST TIME...

| | Nebraska... | A Nebraska Opponent... |
|--|--|---|
| Scored 100 or more points..... | 100; at NC State, 12/1/21 | 102; Michigan, 12/7/21 |
| Scored 90 or more points..... | 100; at NC State, 12/1/21 | 99; vs. Auburn, 12/11/21 |
| Scored 41 to 50 points..... | 48; Wisconsin, 2/10/21 | 50; Northwestern, 2/16/19 |
| Scored 40 or fewer points..... | 38; at Oregon, 12/15/12 | 38; Southwest Minnesota State, 12/28/18 |
| Shot 70% from the field..... | .723; vs. UNC Wilmington 12/5/97 (34-47) | .723; Kansas, 2/2/85 (34-47) |
| Shot 60% from the field..... | .628; vs. Northwestern, 2/3/15 (27-43) | .630; Michigan, 3/5/17 (34-54) |
| Shot 90% from the free throw line (Min 10 attempts)..... | .909; vs. Southwest Minnesota State, 12/28/18 (10-11) | .900; Southern, 11/19/21 (9-10) |
| Made 10, 3-Point Field Goals..... | 10; Creighton, 11/16/2021 (10-26) | 14; vs. Auburn, 12/11/21 (14-31) |
| Had 60 rebounds..... | 60; vs. Oral Roberts, 12/22/99 | 70; at NC State, 12/1/21 |
| Had 50 rebounds..... | 51; at NC State, 12/1/21 | 54; Michigan, 12/7/21 |
| Had 30 assists..... | 35, vs. Northeastern Illinois, 12/21/94 | 32; at Minnesota, 3/8/20 |
| Had 15 steals..... | 16, vs. McNeese State, 11/25/20 | 16; at Creighton, 12/11/2020 |
| Had 10 blocked shots..... | 14; at Northwestern, 1/2/18 | 11; at NC State, 12/1/21 |
| Had 10 or fewer turnovers..... | 9; Michigan, 12/7/21 | 8; at Iowa, 3/4/2021 |
| Had 20 or more turnovers..... | 20; vs. Auburn, 12/11/21 | 20; at NC State, 12/1/21 |
| Had three players with 20 points..... | vs. Iowa, 3/10/19 | Michigan, 1/14/17 |
| | (Palmer Jr. 27; Watson Jr. 23; Roby 23) | (Wagner 23, Irvin 21, Walton 20) |
| Had three players with 10 rebounds..... | vs. Texas Tech, 1/19/00 | at Kansas, 1/9/02 |
| | (Bradford 16, Ffriend 12, Truscott 11) | (Collison 13, Gooden 12, Simien 10) |
| Had five players reach double-figure points..... | vs. Minnesota, 2/27/21 | Auburn, 12/11/21 |
| | (Banton-14; Walker-12; McGowens-11; Webster-10; Thorbjarnarson-10) | (Smith-21; Green-19; Cambridge-14; Johnson-12; Williams-10) |
| Had a player score 40 points..... | 41; Teddy Allen vs. Penn State 2/23/21 | 41; Marcus Carr, Minnesota, 2/27/21 |
| Had a player score 30 points..... | 41; Teddy Allen vs. Penn State 2/23/21 | 39; Dereon Seabron, NC State, 12/1/21 |
| Had a player grab 15 rebounds..... | 19; Yvan Ouedraogo vs. Northwestern, 3/1/20 | 19; Dereon Seabron, NC State, 12/1/21 |
| Had a player dish out 10 assists..... | 11; Alonzo Verge Jr. at NC State, 12/1/21 | 11; Marcus Carr, at Minnesota, 3/8/20 |
| Had a player collect five steals..... | 5; Wilhelm Breidenbach vs. South Dakota, 11/27/21 | 5; Walker Kessler and Zep Jasper, vs. Auburn, 12/11/21 |
| Had a player block five shots..... | 5; Isaiah Roby vs. Maryland, 2/6/18 | 8; Evebezer Dowuouwa, NC State, 12/1/2021 |
| Had a player with a triple double..... | 13 pt/11 reb/10 asst.; Dalano Banton vs. Doane, 12/17/20 | |

SPECIALITY STATS

MISC. REVIEW

| Nebraska Record When: | All (W) | All (L) | H (W) | H (L) | A (W) | A (L) | | | | | | |
|-----------------------------|---------|---------|-------|-------|-------|-------|-------------------------------|---|---|---|---|---|
| Ahead at Halftime | 3 | 1 | 3 | 0 | 0 | 1 | Rebounds are Even | 1 | 0 | 1 | 0 | 0 |
| Behind at Halftime | 2 | 5 | 2 | 3 | 0 | 2 | Committing More TOs than Opp | 0 | 1 | 0 | 0 | 0 |
| Tied at Halftime | 0 | 0 | 0 | 0 | 0 | 0 | Committing Fewer TOs than Opp | 5 | 5 | 5 | 3 | 0 |
| Bench Outscores Opponent's | 4 | 2 | 4 | 1 | 0 | 1 | Turnovers are Even | 0 | 0 | 0 | 0 | 0 |
| Opponent Bench Outscores NU | 1 | 4 | 1 | 2 | 0 | 2 | Leading with 5:00 left | 5 | 1 | 5 | 0 | 0 |
| Bench scoring is even | 0 | 0 | 0 | 0 | 0 | 0 | Trailing with 5:00 left | 0 | 5 | 0 | 3 | 0 |
| Shooting 50% or Better | 3 | 0 | 3 | 0 | 0 | 0 | Tied with 5:00 left | 0 | 0 | 0 | 0 | 0 |
| Shooting Under 50% | 2 | 6 | 2 | 3 | 0 | 3 | In Overtime | 0 | 1 | 0 | 0 | 0 |
| Opp. Shoots 50% or Better | 0 | 2 | 0 | 1 | 0 | 1 | Scoring 80 or more points | 2 | 1 | 2 | 0 | 0 |
| Opp. Shoots Under 50% | 5 | 4 | 5 | 2 | 0 | 2 | Scoring 61 to 79 points | 3 | 4 | 3 | 3 | 0 |
| Outshooting Opponent (pct.) | 5 | 1 | 5 | 0 | 0 | 1 | Scoring 60 or fewer points | 0 | 1 | 0 | 0 | 0 |
| Outshot by Opponent (pct.) | 0 | 4 | 0 | 2 | 0 | 2 | Allowing 80 or more points | 0 | 3 | 0 | 1 | 0 |
| Shooting is even | 0 | 1 | 0 | 1 | 0 | 0 | Allowing 61 to 79 points | 3 | 3 | 3 | 2 | 0 |
| Outrebounding Opponent | 1 | 0 | 1 | 0 | 0 | 0 | Allowing 60 or fewer points | 2 | 0 | 2 | 0 | 0 |
| Outrebounded by Opponent | 3 | 6 | 3 | 3 | 0 | 3 | | | | | | |

MISC. TOTALS

| | | | |
|---|-------------------------|---|--|
| Biggest margin of victory | 23, Southern (11/21) | Largest halftime lead surrendered in loss | 1, at NC State (12/1/21) |
| Biggest margin of defeat | 35, Michigan (12/7) | Largest lead at any time | 28, Southern (11/21) |
| Largest deficit overcome in win..... | 10, Sam Houston (11/12) | Largest deficit at any time | 35, Michigan (12/7) |
| Largest halftime deficit overcome in win..... | 5, Sam Houston (11/12) | Largest runs without opponent scoring | 15, South Dakota (11/27) |
| Largest lead surrendered in loss..... | 14, at NC State (12/1) | Largest opponent run without NU scoring..... | 14, at NC State (12/1); vs. Auburn (12/11) |

SPECIALITY STATS

| Opponent | NU-Opp Paint | NU-Opp off TO | NU-Opp 2nd Ch. | NU-Opp Bench | Largest Lead | Largest Deficit | Tip | 1st Sub(s) |
|-------------------|-----------------|------------------|-------------------|-----------------|-----------------|-----------------|-----|-------------------------|
| Western Illinois | 30-42 | 21-13 | 8-22 | 3-18 | 7 (6:54, 1st) | 7 (13:54 1st) | W | Tominaga, Breidenbach |
| Sam Houston | 36-24 | 18-8 | 14-14 | 17-12 | 11 (0:35, 2nd) | 10 (1st, 7:22) | W | Wilcher, Tominaga |
| Creighton | 30-34 | 24-7 | 9-12 | 42-11 | 4 (18:45, 1st) | 19 (1st, 10:27) | L | Breidenbach |
| Idaho State | 42-14 | 25-6 | 7-8 | 37-12 | 26 (5:14, 2nd) | 3 (1st, 14:36) | W | Wilcher |
| Southern | 46-20 | 23-6 | 4-3 | 33-32 | 28 (2:34, 2nd) | - | L | Wilcher |
| Tennessee State | 34-18 | 21-12 | 9-11 | 20-37 | 10 (16:11, 1st) | 4 (1st, 2:18) | L | Wilcher, Breidenbach |
| South Dakota | 36-26 | 24-7 | 5-20 | 43-17 | 23 (4:50, 2nd) | 6 (1st, 9:19) | L | Wilcher, Webster |
| at NC State | 52-46 | 13-20 | 7-22 | 31-19 | 14 (9:51, 2nd) | 9 (1st, 10:05) | L | Wilcher |
| at Indiana | 28-28 | 11-21 | 6-6 | 17-26 | 10 (13:26, 1st) | 15 (2nd, 9:13) | L | Wilcher, Webster, Andre |
| Michigan | 34-42 | 8-11 | 10-18 | 12-38 | - | (35, 2nd, 1:41) | L | Wilcher, Andre |
| vs. No. 18 Auburn | 26-48 | 10-30 | 10-17 | 25-41 | 1 (17:10, 1st) | 32 (2nd, 6:51) | L | Wilcher |



CAREER STATS

| Year | GP | GS | Min | Avg | Total | | | | | Rebounds | | | | | PF | FO | Ast | TO | Blk | Stl | Pts | Avg | | | |
|--------------|-----------|----------|------------|-------------|-----------|-----------|-------------|-----------|-----------|-------------|----------|----------|-------------|----------|-----------|-----------|------------|-----------|----------|-----------|-----------|----------|-----------|-----------|------------|
| | | | | | FG | FGA | Pct | 3FG | 3FGA | Pct | FT | FTA | Pct | Off | | | | | | | | | Def | Tot | Avg |
| 2020-21* | 14 | 1 | 131 | 9.4 | 17 | 39 | .436 | 10 | 26 | .385 | 2 | 2 | 1.000 | 4 | 6 | 10 | 0.7 | 8 | 0 | 4 | 6 | 0 | 4 | 46 | 3.3 |
| 2021-22 | 11 | 1 | 282 | 25.6 | 30 | 72 | .417 | 17 | 51 | .333 | 5 | 8 | .625 | 8 | 27 | 35 | 3.2 | 17 | 1 | 14 | 13 | 1 | 10 | 82 | 7.5 |
| TOTAL | 11 | 1 | 282 | 25.6 | 30 | 72 | .417 | 17 | 51 | .333 | 5 | 8 | .625 | 8 | 27 | 35 | 3.2 | 17 | 1 | 14 | 13 | 1 | 10 | 82 | 7.5 |
| All* | 25 | 2 | 413 | 16.5 | 47 | 111 | .423 | 27 | 77 | .351 | 7 | 10 | .700 | 12 | 33 | 45 | 1.8 | 25 | 1 | 18 | 19 | 1 | 14 | 128 | 5.1 |

*-Statistics from Xavier

MISC. STATS

| Category | 2021-22 | Career |
|--------------------------|---------|--------|
| Double-Figure Scoring | 4 | 5 |
| Double-Figure Rebounding | 0 | 0 |
| Double-Figure Assists | 0 | 0 |
| Double-Doubles | 0 | 0 |
| Led NU in Scoring | 1 | 1 |
| Led NU in Rebounding | 0 | 0 |
| Led NU in Assists | 1 | 1 |
| 20+ Point Games | 0 | 0 |
| 30+ Point Games | 0 | 0 |
| 40+ Point Games | 0 | 0 |

2021-22 GAME-BY-GAME TOTALS

| Opponent | Date | GS | Min | TOTAL | | | 3-PTS | | | FT | FTA | Pct | REBOUNDS | | | PF | FO | A | TO | Blk | Stl | Pts | Avg | | |
|-------------------|----------|----|----------|------------|-----------|-----------|-------------|-----------|-----------|-------------|----------|----------|-------------|----------|-----------|-----------|------------|-----------|----------|-----------|-----------|----------|-----------|-----------|------------|
| | | | | FG | FGA | Pct | 3FG | 3FGA | Pct | | | | Off | Def | Tot | | | | | | | | | Avg | |
| W. Illinois | 11/9/21 | * | 32 | 2 | 4 | .500 | 2 | 4 | .500 | 1 | 2 | .500 | 0 | 3 | 3 | 3.0 | 3 | 0 | 1 | 3 | 0 | 7 | 7.0 | | |
| Sam Houston | 11/12/21 | | 18 | 1 | 4 | .250 | 0 | 3 | .000 | 1 | 2 | .500 | 1 | 3 | 4 | 3.5 | 0 | 0 | 1 | 0 | 1 | 3 | 5.0 | | |
| Creighton | 11/16/21 | | 31 | 6 | 11 | .545 | 3 | 6 | .500 | 0 | 0 | .000 | 1 | 3 | 4 | 3.7 | 1 | 0 | 1 | 1 | 0 | 2 | 15 | 8.3 | |
| Idaho State | 11/19/21 | | 24 | 4 | 5 | .800 | 2 | 3 | .667 | 0 | 0 | .000 | 2 | 2 | 4 | 3.8 | 1 | 0 | 2 | 2 | 0 | 3 | 10 | 8.8 | |
| Southern | 11/21/21 | | 26 | 1 | 3 | .333 | 1 | 3 | .333 | 0 | 0 | .000 | 0 | 2 | 2 | 3.4 | 2 | 0 | 4 | 1 | 0 | 0 | 3 | 7.6 | |
| Tennessee State | 11/23/21 | | 27 | 5 | 10 | .500 | 3 | 7 | .429 | 2 | 2 | 1.000 | 0 | 4 | 4 | 3.5 | 1 | 0 | 1 | 1 | 0 | 0 | 15 | 8.8 | |
| South Dakota | 11/27/21 | | 20 | 2 | 6 | .333 | 1 | 3 | .333 | 0 | 0 | .000 | 3 | 1 | 4 | 3.6 | 1 | 0 | 2 | 0 | 1 | 0 | 5 | 8.3 | |
| at NC State | 12/1/21 | | 37 | 1 | 8 | .125 | 0 | 7 | .000 | 0 | 0 | .000 | 0 | 4 | 4 | 3.6 | 5 | 1 | 2 | 0 | 0 | 2 | 2 | 7.5 | |
| at Indiana | 12/4/21 | | 24 | 1 | 4 | .250 | 1 | 4 | .250 | 0 | 0 | .000 | 0 | 3 | 3 | 3.6 | 0 | 0 | 1 | 2 | 0 | 1 | 3 | 7.0 | |
| Michigan | 12/7/21 | | 18 | 1 | 8 | .125 | 0 | 5 | .000 | 0 | 0 | .000 | 0 | 2 | 2 | 3.4 | 1 | 0 | 0 | 0 | 0 | 1 | 2 | 6.5 | |
| vs. No. 18 Auburn | 12/11/21 | | 25 | 6 | 9 | .667 | 4 | 6 | .667 | 1 | 2 | .500 | 1 | 0 | 1 | 3.2 | 2 | 0 | 0 | 2 | 0 | 0 | 17 | 7.5 | |
| Totals | | | 1 | 282 | 30 | 72 | .417 | 17 | 51 | .333 | 5 | 8 | .625 | 8 | 27 | 35 | 3.2 | 17 | 1 | 14 | 13 | 1 | 10 | 82 | 7.5 |

SEASON/NEB/CAREER HIGHS

| | |
|----------------------------|---------------------------------|
| Points | |
| Season: | 17, vs. Auburn (12/11/21) |
| College Career: | Same |
| Rebounds | |
| Season: | 4, Six times (last, 12/1/21) |
| College Career: | 6, at Georgetown (3/2/21) |
| Field Goals | |
| Season: | 6, Two times (last, 12/11/21) |
| College Career: | Same |
| 3-Point Field Goals | |
| Season: | 4, vs. Auburn (12/11/21) |
| College Career: | Same |
| Free Throws | |
| Season: | 2, Tennessee State (11/23/21) |
| College Career: | 2, Three times (last, 11/23/21) |
| Free Throw Attempts | |
| Season: | 2, Four times (last, 12/7/21) |
| College Career: | 2, Six times (last, 12/7/21) |
| Assists | |
| Season: | 4, Southern (11/21/21) |
| College Career: | same |
| Steals | |
| Season: | 3, Idaho State (11/19/21) |
| College Career: | Same |
| Blocks | |
| Season: | 1, South Dakota (11/27/21) |
| College Career: | 1, at Georgetown (3/2/21) |
| Minutes Played | |
| Season: | 38, at NC State (12/1/21) |
| College Career: | Same |

NOTING C.J. WILCHER

- Former top-100 recruit who has become one of NU's top scorers off the bench
- Broke out of a slump with a career-high 17 points at Auburn, including 4-of-6 from 3-point range, against the Tigers
- Went just 1-of-8 at NC State with his basket giving NU a four-point lead in triple OT, but had two assists and four boards before fouling out
- Had five points while grabbing four boards and dishing out two assists in 20 minutes against South Dakota
- Matched his then-career high with 15 points and grabbed four rebounds in the win against Tennessee State
- Dished out a career-high four assists and had three points in 26 minutes against Southern
- Totaled 10 points on 4-of-5 shooting, four rebounds, two assists and a career-high three steals vs. Idaho State
- Put together a strong performance off the bench against Creighton with career highs in points (15), field goals (six), 3-pointers (three) and minutes (32)
- Had three points, four rebound and a steal in 19 minutes off the bench against Sam Houston
- Made his Husker debut against Western Illinois, totaling seven points and three boards in 32 minutes of work
- Spent the 2020-21 season at Xavier, playing in 15 games and averaging 3.3 points and 1.1 rebounds per game.
- Had season bests in points (10) and minutes (32) in his first career start at Marquette
- Had seven points in 20 minutes off the bench against Butler in the Big East Tournament
- Was a four-star recruit who ranked No. 81 by ESPN in the class of 2021
- Spent his senior season playing for Dave Boff at Roselle Catholic, averaging 18.8 points, 4.5 rebounds and 2.8 assists per game to earn first-team all-state honors
- Totaled 50 3-pointers as a senior, highlighted by hitting six 3-pointers in a 59-58 win over Gill St. Bernard's in the sectional championship
- Starred for St. Benedict's Prep in Newark during his sophomore and junior campaigns, averaging 18 points, 5.0 rebounds and 4.5 assists in 2018-19 en route to a state runner-up finish.
- Played AAU ball for both Team Rio and City Rocks on the EYBL Circuit, averaging 19.7 points per game with City Rocks in 2019

#1 - ALONZO VERGE JR. | SR. | G | 6-4 | 164 | CHICAGO, ILL.



CAREER STATS

| Year | GP | GS | Min | Avg | Total | | | Rebounds | | | PF | FO | Ast | TO | Blk | Stl | Pts | Avg | | | | | | | |
|--------------|-----------|-----------|------------|-------------|-----------|------------|-------------|----------|-----------|-------------|-----------|-----------|-------------|----------|-----------|-----------|------------|-----------|----------|-----------|-----------|----------|-----------|------------|-------------|
| | | | | | FG | FGA | Pct | 3FG | 3FGA | Pct | | | | | | | | | Off | Def | Tot | Avg | | | |
| 2019-20* | 28 | 9 | 479 | 17.1 | 158 | 361 | .438 | 22 | 76 | .289 | 70 | 95 | .737 | 18 | 79 | 97 | 3.5 | 45 | 1 | 63 | 60 | 3 | 39 | 408 | 14.6 |
| 2020-21* | 23 | 21 | 685 | 29.8 | 111 | 284 | .391 | 27 | 81 | .333 | 72 | 89 | .809 | 14 | 76 | 90 | 3.9 | 59 | 1 | 87 | 56 | 4 | 28 | 321 | 14.0 |
| 2021-22 | 11 | 11 | 325 | 29.5 | 68 | 151 | .450 | 5 | 21 | .238 | 35 | 45 | .778 | 7 | 56 | 63 | 5.7 | 23 | 1 | 60 | 38 | 3 | 15 | 176 | 16.0 |
| TOTAL | 11 | 11 | 325 | 29.5 | 68 | 151 | .450 | 5 | 21 | .238 | 35 | 45 | .778 | 7 | 56 | 63 | 5.7 | 23 | 1 | 60 | 38 | 3 | 15 | 176 | 16.0 |
| All* | 62 | 41 | 1489 | 24.0 | 337 | 796 | .423 | 54 | 178 | .303 | 177 | 229 | .773 | 39 | 211 | 250 | 4.0 | 127 | 3 | 210 | 154 | 10 | 82 | 905 | 14.6 |

*-Statistics from Arizona State

MISC. STATS

| Category | 2021-22 | Career |
|--------------------------|---------|--------|
| Double-Figure Scoring | 10 | 43 |
| Double-Figure Rebounding | 1 | 1 |
| Double-Figure Assists | 2 | 2 |
| Double-Doubles | 3 | 3 |
| Led NU in Scoring | 5 | 5 |
| Led NU in Rebounding | 4 | 4 |
| Led NU in Assists | 10 | 10 |
| 20+ Point Games | 3 | 15 |
| 30+ Point Games | 1 | 2 |
| 40+ Point Games | 0 | 1 |

2021-22 GAME-BY-GAME TOTALS

| Opponent | Date | GS | Min | TOTAL | | | 3-PTS | | | FT | FTA | Pct | REBOUNDS | | | PF | FO | A | TO | Blk | Stl | Pts | Avg | | |
|-------------------|----------|----|-----------|------------|-----------|------------|-------------|----------|-----------|-------------|-----------|-----------|-------------|----------|-----------|-----------|------------|-----------|----------|-----------|-----------|----------|-----------|------------|-------------|
| | | | | FG | FGA | Pct | 3FG | FGA | Pct | | | | Off | Def | Tot | | | | | | | | | Avg | |
| W. Illinois | 11/9/21 | * | 35 | 9 | 20 | .450 | 1 | 2 | .500 | 7 | 9 | .778 | 2 | 11 | 13 | 13.0 | 2 | 0 | 5 | 3 | 1 | 0 | 26 | 26.0 | |
| Sam Houston | 11/12/21 | * | 31 | 4 | 16 | .250 | 0 | 4 | .000 | 5 | 8 | .625 | 0 | 1 | 1 | 1.0 | 1 | 0 | 7 | 3 | 0 | 4 | 13 | 13.0 | |
| Creighton | 11/16/21 | * | 22 | 5 | 15 | .333 | 0 | 1 | .000 | 0 | 0 | .000 | 1 | 4 | 5 | 6.3 | 2 | 0 | 4 | 1 | 0 | 1 | 10 | 16.3 | |
| Idaho State | 11/19/21 | * | 21 | 5 | 10 | .500 | 1 | 2 | .500 | 0 | 0 | .000 | 0 | 4 | 4 | 5.8 | 3 | 0 | 4 | 1 | 0 | 2 | 11 | 15.0 | |
| Southern | 11/21/21 | * | 24 | 4 | 5 | .800 | 0 | 0 | .000 | 6 | 6 | 1.000 | 0 | 6 | 6 | 5.8 | 1 | 0 | 4 | 4 | 0 | 0 | 14 | 14.8 | |
| Tennessee State | 11/23/21 | * | 33 | 7 | 11 | .636 | 1 | 3 | .333 | 3 | 7 | .429 | 1 | 4 | 5 | 5.7 | 0 | 0 | 10 | 2 | 0 | 3 | 18 | 15.3 | |
| South Dakota | 11/27/21 | * | 16 | 1 | 7 | .143 | 0 | 3 | .000 | 1 | 1 | 1.000 | 0 | 2 | 2 | 5.1 | 2 | 0 | 5 | 2 | 0 | 1 | 3 | 13.6 | |
| at NC State | 12/1/21 | * | 54 | 11 | 22 | .500 | 0 | 0 | .000 | 3 | 4 | .750 | 1 | 8 | 9 | 5.6 | 5 | 1 | 11 | 5 | 0 | 3 | 25 | 15.0 | |
| at Indiana | 12/4/21 | * | 33 | 6 | 13 | .462 | 1 | 2 | .500 | 2 | 2 | 1.000 | 0 | 5 | 5 | 5.6 | 3 | 0 | 3 | 6 | 0 | 0 | 15 | 15.0 | |
| Michigan | 12/7/21 | * | 29 | 12 | 21 | .571 | 1 | 3 | .333 | 6 | 6 | 1.000 | 2 | 6 | 8 | 5.8 | 2 | 0 | 3 | 4 | 0 | 0 | 31 | 16.6 | |
| vs. No. 18 Auburn | 12/11/21 | * | 27 | 4 | 11 | .364 | 0 | 1 | .000 | 2 | 2 | 1.000 | 0 | 5 | 5 | 5.7 | 2 | 0 | 4 | 7 | 2 | 1 | 10 | 16.0 | |
| Totals | | | 11 | 325 | 68 | 151 | .450 | 5 | 21 | .238 | 35 | 45 | .778 | 7 | 56 | 63 | 5.7 | 23 | 1 | 60 | 38 | 3 | 15 | 176 | 16.0 |

SEASON/NEB/CAREER HIGHS

| | |
|----------------------------|---------------------------------|
| Points | 31, Michigan (12/7/21) |
| Season: | 31, Michigan (12/7/21) |
| College Career: | 43, vs. Saint Mary's (12/18/19) |
| Rebounds | 13, Western Illinois (11/9/21) |
| Season: | 13, Western Illinois (11/9/21) |
| College Career: | Same |
| Field Goals | 12, Michigan (12/7/21) |
| Season: | 12, Michigan (12/7/21) |
| College Career: | 18, vs. Saint Mary's (12/18/19) |
| 3-Point Field Goals | 1, Five times (last, 12/7/21) |
| Season: | 1, Five times (last, 12/7/21) |
| College Career: | 7, San Diego State (12/10/20) |
| Free Throws | 7, Western Illinois (11/9/21) |
| Season: | 7, Western Illinois (11/9/21) |
| College Career: | 10, at Cal (2/16/20) |
| Free Throw Attempts | 9, Western Illinois (11/9/21) |
| Season: | 9, Western Illinois (11/9/21) |
| College Career: | 11, Two times (11/26/20) |
| Assists | 11, at NC State (12/1/21) |
| Season: | 11, at NC State (12/1/21) |
| College Career: | Same |
| Steals | 4, Sam Houston (11/12/21) |
| Season: | 4, Sam Houston (11/12/21) |
| College Career: | 4, Three times (last, 11/12/21) |
| Blocks | 2, vs. Auburn (12/11/21) |
| Season: | 2, vs. Auburn (12/11/21) |
| College Career: | Same |
| Minutes Played | 54, at NC State (12/1/21) |
| Season: | 54, at NC State (12/1/21) |
| College Career: | Same |

NOTING ALONZO VERGE JR.

- Transferred to Nebraska in July of 2021, after testing the waters for the NBA Draft
- Totaled 10 points, five rebounds and four assists in the loss to No. 18 Auburn
- Posted his second career 30-point game in the loss to Michigan with 31 points, eight rebounds and three assists
- Led NU with 15 points, five rebounds and three assists in the loss at Indiana
- Posted his third double-double of the season with 25 points, a career-high 11 assists and nine rebounds at NC State
- Recorded his second double-double against Tennessee State, finishing with 18 points and a career-high 10 assists
- Had 14 points on just five shots along with six boards and four assists in 24 minutes against Southern
- Finished with 11 points, four assists and four rebounds in 21 minutes against Idaho State
- Totaled 10 points and four assists in the loss to Creighton
- Tallied 13 points, seven assists and tied his career high with four steals vs. Sam Houston
- Posted his first career double-double in the Huskers' opener with 26 points, a career-high 13 rebounds and five assists
- Spent the last two seasons at Arizona State, where he averaged in double figures in each of the past two seasons and was the Pac-12 Sixth Man of the Year in 2019-20
 - Averaged 14.0 points, 3.8 assists and 3.9 rebounds per game in 2020-21, ranking among the Pac-12 leaders in scoring (15th), assists (seventh), assist-to-turnover ratio (1.55-to-1, sixth), steals (1.2, 13th) and free throw percentage (.809, 13th).
 - Had five games of at least 20 points, including a season-high 28-point, eight-rebound effort against Oregon in the Pac-12 Tournament, as he averaged 27.0 ppg, 7.0 rpg, and 3.0 apg in two conference tournament games
 - Was 2020 Pac-12 Sixth Man of the Year and an honorable-mention all-conference pick, as he averaged 14.6 points per game, 3.5 rebounds, 2.3 assists and 1.4 steals per game
 - Led all bench scorers in Division 1 with 16.9 ppg in 19 games he came off the bench, highlighted by a 43-point effort against Saint Mary's
 - Was a two-time NJCAA All-American at Moberly Area CC, where he set school marks with 1,603 points and 486 assists in two seasons
 - Earned first-team NJCAA All-American as a sophomore, averaging a national best 30.9 points per game along with 8.2 assists and 4.2 rebounds per outing
 - First-team all-state by Chicago Tribune and Chicago Sun Times as a senior at Thornton High School, where he averaged 26 points, eight rebounds and seven assists per game

#2 - TREY MCGOWENS | JR. | G | 6-4 | 196 | PENDLETON, S.C



CAREER STATS

| Year | GP | GS | Min | Avg | Total | | | | | Rebounds | | | | | PF | FO | Ast | TO | Blk | Stl | Pts | Avg | | | |
|--------------|-----------|-----------|-------------|-------------|------------|------------|-------------|------------|------------|-------------|------------|------------|-------------|-----------|------------|------------|------------|------------|----------|------------|------------|-----------|------------|-------------|-------------|
| | | | | | FG | FGA | Pct | 3FG | 3FGA | Pct | FT | FTA | Pct | Off | | | | | | | | | Def | Tot | Avg |
| 2018-19* | 33 | 32 | 918 | 27.8 | 113 | 271 | .417 | 32 | 98 | .327 | 126 | 165 | .764 | 20 | 85 | 105 | 3.2 | 93 | 3 | 55 | 80 | 3 | 64 | 384 | 11.6 |
| 2019-20* | 33 | 32 | 1110 | 33.6 | 124 | 338 | .367 | 41 | 132 | .311 | 91 | 126 | .722 | 13 | 93 | 106 | 3.2 | 78 | 1 | 118 | 94 | 2 | 63 | 380 | 11.5 |
| 2020-21 | 27 | 27 | 765 | 28.3 | 95 | 243 | .391 | 29 | 79 | .367 | 69 | 105 | .657 | 13 | 92 | 105 | 3.9 | 70 | 1 | 63 | 62 | 4 | 38 | 288 | 10.7 |
| 2021-22 | 3 | 3 | 69 | 23.0 | 5 | 13 | .385 | 0 | 0 | .000 | 9 | 14 | .643 | 3 | 12 | 15 | 5.0 | 5 | 0 | 4 | 5 | 2 | 4 | 19 | 6.3 |
| TOTAL | 30 | 30 | 834 | 27.8 | 100 | 256 | .391 | 29 | 79 | .367 | 78 | 119 | .655 | 16 | 104 | 120 | 4.0 | 75 | 1 | 67 | 67 | 6 | 42 | 307 | 10.2 |
| All* | 96 | 94 | 2862 | 29.8 | 337 | 865 | .390 | 102 | 309 | .330 | 295 | 410 | .720 | 49 | 282 | 331 | 3.4 | 246 | 5 | 240 | 241 | 11 | 169 | 1071 | 11.2 |

*-Statistics from Pittsburgh

MISC. STATS

| Category | 2021-22 | Career |
|--------------------------|---------|--------|
| Double-Figure Scoring | 0 | 54 |
| Double-Figure Rebounding | 0 | 0 |
| Double-Figure Assists | 0 | 0 |
| Double-Doubles | 0 | 0 |
| Led NU in Scoring | 0 | 4 |
| Led NU in Rebounding | 0 | 3 |
| Led NU in Assists | 0 | 3 |
| 20+ Point Games | 0 | 8 |
| 30+ Point Games | 0 | 3 |
| 40+ Point Games | 0 | 0 |

2021-22 GAME-BY-GAME TOTALS

| Opponent | Date | GS | Min | TOTAL | | | 3-PTS | | | FT | FTA | Pct | REBOUNDS | | | PF | FO | A | TO | Blk | Stl | Pts | Avg | | |
|-------------------|----------|----|----------|-----------|----------|-----------|-------------|----------|----------|-------------|----------|-----------|-------------|----------|-----------|-----------|------------|----------|----------|----------|----------|----------|----------|-----------|------------|
| | | | | FG | FGA | Pct | 3FG | 3FGA | Pct | | | | Off | Def | Tot | | | | | | | | | Avg | |
| W. Illinois | 11/9/21 | * | 26 | 3 | 6 | .500 | 0 | 0 | .000 | 3 | 6 | .500 | 1 | 2 | 3 | 3.0 | 3 | 0 | 0 | 2 | 0 | 3 | 9 | 9.0 | |
| Sam Houston | 11/12/21 | * | 33 | 2 | 5 | .400 | 0 | 0 | .000 | 4 | 6 | .667 | 0 | 9 | 9 | 6.0 | 2 | 0 | 2 | 2 | 1 | 0 | 8 | 8.5 | |
| Creighton | 11/16/21 | * | 10 | 0 | 2 | .000 | 0 | 0 | .000 | 2 | 2 | 1.000 | 2 | 1 | 3 | 5.0 | 0 | 0 | 2 | 1 | 1 | 2 | 6.3 | 6.3 | |
| Idaho State | 11/19/21 | | | | | | | | | | | | | | | | | | | | | | | | |
| Southern | 11/21/21 | | | | | | | | | | | | | | | | | | | | | | | | |
| Tennessee State | 11/23/21 | | | | | | | | | | | | | | | | | | | | | | | | |
| South Dakota | 11/23/21 | | | | | | | | | | | | | | | | | | | | | | | | |
| at NC State | 12/1/21 | | | | | | | | | | | | | | | | | | | | | | | | |
| at Indiana | 12/4/21 | | | | | | | | | | | | | | | | | | | | | | | | |
| Michigan | 12/7/21 | | | | | | | | | | | | | | | | | | | | | | | | |
| vs. No. 18 Auburn | 12/11/21 | | | | | | | | | | | | | | | | | | | | | | | | |
| Totals | | | 3 | 69 | 5 | 13 | .385 | 0 | 0 | .000 | 9 | 14 | .643 | 3 | 12 | 15 | 5.0 | 5 | 0 | 4 | 5 | 2 | 4 | 19 | 6.3 |

SEASON/NEB/CAREER HIGHS

| | |
|----------------------------|-------------------------------------|
| Points | |
| Season: | 9, Western Illinois (11/9/21) |
| NEB Career: | 20, Michigan State (1/2/21) |
| College Career: | 33, Louisville (1/9/19) |
| Rebounds | |
| Season: | 9, Sam Houston (11/12/21) |
| NEB Career: | 9, Two times (last, 11/12/20) |
| College Career: | Same |
| Field Goals | |
| Season: | 3, Western Illinois (11/9/21) |
| NEB Career: | 7 vs. North Dakota State (11/28/20) |
| College Career: | 12, Louisville (1/9/19) |
| 3-Point Field Goals | |
| Season: | None |
| NEB Career: | 3, at Creighton (12/11/20) |
| College Career: | 4, Three times (last, 1/8/20) |
| Free Throws | |
| Season: | 4, Sam Houston (11/12/21) |
| NEB Career: | 6, two times (last, 1/2/21) |
| College Career: | 18, Florida State (1/14/19) |
| Free Throw Attempts | |
| Season: | 6, Two times (last, 11/12/21) |
| NEB Career: | 9, at Wisconsin (12/20/20) |
| College Career: | 19, Florida State (1/14/19) |
| Assists | |
| Season: | 2, Two times (last, 11/16/21) |
| NEB Career: | 6, Indiana (1/10/21) |
| College Career: | 9, Georgia Tech (2/8/20) |
| Steals | |
| Season: | 3, Western Illinois (11/9/21) |
| NEB Career: | 3, Seven times (last, 11/9/21) |
| College Career: | 7, at West Virginia (12/8/18) |
| Blocks | |
| Season: | None |
| NEB Career: | 1, Four times (3/4/21) |
| College Career: | 2, Binghamton (12/20/19) |
| Minutes Played | |
| Season: | 33, Sam Houston (11/12/21) |
| NEB Career: | 37, Indiana (1/10/21) |
| College Career: | 39, Two times (last, 2/29/20) |

NOTING TREY MCGOWENS

- Three-year starter at the college level who has scored over 1,000 career points and ranked in the top five in the conference in steals the last three years
- Joined his younger brother, Bryce, in the Husker lineup in 2021-22 before suffering a broken bone in his right foot during the first half of the loss against Creighton
- Tied his career high with nine boards and also tallied eight points, two assists and a blocked shot against Sam Houston
- Matched his Husker best with three steals, along with nine points and three rebounds in the loss to Western Illinois
- Ranked second on the team in scoring (10.7 ppg) and assists (2.3), while finishing fifth in the Big Ten with 1.4 steals per game in his first season at Nebraska in 2020-21
- Reached double figures 17 times in 2020-21, including a season-high 20 points against No. 17 Michigan State
- Was a two-year starter at Pittsburgh, starting 64 of 66 games at the school
- Averaged 11.5 points, 3.6 assists, 3.3 rebounds and 1.9 steals per game, as he ranked among ACC leaders in steals (fourth), assists (10th), assist-to-turnover ratio (15th, 1.26-to-1) and minutes played (13th, 33.8 per game)
- Posted 20 double-figure scoring games, including three games of at least 20 points
- Started 32 games as a freshman, averaging 11.6 points, 3.2 rebounds, 1.9 steals and 1.7 assists per game, finishing third in the ACC in steals per game
- Reached double figures 17 times and tied or set three single-game Pitt freshman records, including points (33), steals (7) and free throws (18)
- Scored a career-high 33 points against Louisville, going 12-of-19 from the field against the Cardinals
- Attended Hargrave (Va.) Military Academy as a senior, averaging 18.4 ppg, 6.3 apg, 5.4 rpg and 3.2 spg
- Led Wren (S.C.) High School to a 25-3 record and the AAAA State Championship game in 2017 after averaging 18.3 ppg, 6.8 apg, 4.3 rpg and 3.6 spg
- His father (Bobby) played football at Clemson before transferring to South Carolina State to play both football and basketball, finishing as the school's all-time receiving leader and helped the school make two NCAA Tournament appearances
- His mother (Pam) played basketball at Western Carolina and is a high school basketball coach

#3 - QUARAN MCPHERSON | FR. | G | 6-3 | 199 | QUEENS, N.Y.



CAREER STATS

| Year | GP | GS | Min | Avg | Total | | | | | Rebounds | | | | | PF | FO | Ast | TO | Blk | Stl | Pts | Avg | |
|---------|-----|----|-----|-----|-------|-----|-----|-----|------|----------|----|-----|-----|-----|----|----|-----|----|-----|-----|-----|-----|-----|
| | | | | | FG | FGA | Pct | 3FG | 3FGA | Pct | FT | FTA | Pct | Off | | | | | | | | | Def |
| 2020-21 | DNP | | | | | | | | | | | | | | | | | | | | | | |

MISC. STATS

| Category | 2021-22 | Career |
|--------------------------|---------|--------|
| Double-Figure Scoring | 0 | 0 |
| Double-Figure Rebounding | 0 | 0 |
| Double-Figure Assists | 0 | 0 |
| Double-Doubles | 0 | 0 |
| Led NU in Scoring | 0 | 0 |
| Led NU in Rebounding | 0 | 0 |
| Led NU in Assists | 0 | 0 |
| 20+ Point Games | 0 | 0 |
| 30+ Point Games | 0 | 0 |

2021-22 GAME-BY-GAME TOTALS

| Opponent | Date | GS | Min | TOTAL | | | 3-PTS | | | REBOUNDS | | | PF | FO | A | TO | Blk | Stl | Pts | Avg | |
|-------------------|----------|----|-----|-------|-----|-----|-------|------|-----|----------|-----|-----|----|----|---|----|-----|-----|-----|-----|-----|
| | | | | FG | FGA | Pct | 3FG | 3FGA | Pct | FT | FTA | Pct | | | | | | | | | Off |
| W. Illinois | 11/9/21 | | | | | | | | | | | | | | | | | | | | |
| Sam Houston | 11/12/21 | | | | | | | | | | | | | | | | | | | | |
| Creighton | 11/16/21 | | | | | | | | | | | | | | | | | | | | |
| Idaho State | 11/19/21 | | | | | | | | | | | | | | | | | | | | |
| Southern | 11/21/21 | | | | | | | | | | | | | | | | | | | | |
| Tennessee State | 11/23/21 | | | | | | | | | | | | | | | | | | | | |
| South Dakota | 11/23/21 | | | | | | | | | | | | | | | | | | | | |
| at NC State | 12/1/21 | | | | | | | | | | | | | | | | | | | | |
| at Indiana | 12/4/21 | | | | | | | | | | | | | | | | | | | | |
| Michigan | 12/7/21 | | | | | | | | | | | | | | | | | | | | |
| vs. No. 18 Auburn | 12/11/21 | | | | | | | | | | | | | | | | | | | | |

SEASON/NEB/CAREER HIGHS

| | |
|----------------------------|------|
| Points | None |
| Season: | None |
| NEB Career: | Same |
| Rebounds | None |
| Season: | None |
| NEB Career: | Same |
| Field Goals | None |
| Season: | None |
| NEB Career: | Same |
| 3-Point Field Goals | None |
| Season: | None |
| NEB Career: | Same |
| Free Throws | None |
| Season: | None |
| NEB Career: | Same |
| Free Throw Attempts | None |
| Season: | None |
| NEB Career: | Same |
| Assists | None |
| Season: | None |
| NEB Career: | Same |
| Steals | None |
| Season: | None |
| NEB Career: | Same |
| Blocks | None |
| Season: | None |
| NEB Career: | Same |
| Minutes Played | None |
| Season: | None |
| NEB Career: | Same |

NOTING QUARAN MCPHERSON

- Has not played in Nebraska's first 11 games and will likely redshirt
- True freshman guard who spent 2020-21 at Link Year (Mo.) School, helping the program to a 26-4 record and a runner-up finish at the 2021 Post-Grad Nationals
- Averaged 19 points and four assists per game at Link Year in 2020-21 and was also invited to the 2020 Pangos All-America festival, which featured 40 of the top players in the country in November of 2020.
- Spent his senior season playing for Woodstock (Conn.) Academy, averaging 14.6 points, 7.0 rebounds, 3.0 assists and 1.2 steals per game on a roster which sent 10 players to Division I programs
- Began his high school career at national power Christ the King High School, helping the school to a 19-10 record and a CHSAA Championship in 2019 despite missing the second half of the season to knee surgery, as he was on a 2018-19 roster which also featured Kofi Cockburn (Illinois) and Tyson Walker (Michigan State)
- Had offers from Arizona State, Georgia, St. John's and other high-major programs before choosing Nebraska

#5 - BRYCE MCGOWENS | FR. | G | 6-7 | 179 | PENDLETON, S.C



CAREER STATS

| Year | GP | GS | Min | Avg | Total | | | | | Rebounds | | | | | PF | FO | Ast | TO | Blk | Stl | Pts | Avg | | | |
|--------------|-----------|-----------|------------|-------------|-----------|------------|-------------|-----------|-----------|-------------|-----------|-----------|-------------|-----------|-----------|-----------|------------|-----------|----------|-----------|-----------|----------|----------|------------|-------------|
| | | | | | FG | FGA | Pct | 3FG | 3FGA | Pct | FT | FTA | Pct | Off | | | | | | | | | Def | Tot | Avg |
| 2021-22 | 11 | 11 | 373 | 33.9 | 55 | 136 | .404 | 10 | 49 | .204 | 58 | 69 | .841 | 10 | 60 | 70 | 6.4 | 23 | 0 | 19 | 21 | 6 | 7 | 178 | 16.2 |
| TOTAL | 11 | 11 | 373 | 33.9 | 55 | 136 | .404 | 10 | 49 | .204 | 58 | 69 | .841 | 10 | 60 | 70 | 6.4 | 23 | 0 | 19 | 21 | 6 | 7 | 178 | 16.2 |

MISC. STATS

| Category | 2021-22 | Career |
|--------------------------|---------|--------|
| Double-Figure Scoring | 7 | 7 |
| Double-Figure Rebounding | 1 | 1 |
| Double-Figure Assists | 0 | 0 |
| Double-Doubles | 1 | 1 |
| Led NU in Scoring | 3 | 3 |
| Led NU in Rebounding | 6 | 6 |
| Led NU in Assists | 1 | 1 |
| 20+ Point Games | 4 | 4 |
| 30+ Point Games | 0 | 0 |

2021-22 GAME-BY-GAME TOTALS

| Opponent | Date | GS | Min | TOTAL | | | 3-PTS | | | FT | FTA | Pct | REBOUNDS | | | PF | FO | A | TO | Blk | Stl | Pts | Avg | | |
|-------------------|----------|----|-----------|------------|-----------|------------|-------------|-----------|-----------|-------------|-----------|-----------|-------------|-----------|-----------|-----------|------------|-----------|----------|-----------|-----------|----------|----------|------------|-------------|
| | | | | FG | FGA | Pct | 3FG | 3FGA | Pct | | | | Off | Def | Tot | | | | | | | | | Avg | |
| W. Illinois | 11/9/21 | * | 39 | 7 | 18 | .389 | 1 | 6 | .167 | 10 | 12 | .833 | 0 | 6 | 6 | 6.0 | 1 | 0 | 0 | 2 | 0 | 1 | 25 | 25.0 | |
| Sam Houston | 11/12/21 | * | 36 | 9 | 13 | .692 | 4 | 7 | .571 | 7 | 9 | .778 | 1 | 4 | 5 | 5.5 | 2 | 0 | 1 | 1 | 1 | 0 | 29 | 27.0 | |
| Creighton | 11/16/21 | * | 29 | 3 | 10 | .300 | 0 | 3 | .000 | 0 | 0 | .000 | 0 | 5 | 5 | 5.3 | 3 | 0 | 0 | 1 | 0 | 0 | 6 | 20.0 | |
| Idaho State | 11/19/21 | * | 27 | 3 | 6 | .500 | 0 | 1 | .000 | 0 | 0 | .000 | 1 | 6 | 7 | 5.8 | 1 | 0 | 3 | 1 | 1 | 1 | 6 | 16.5 | |
| Southern | 11/21/21 | * | 31 | 4 | 9 | .444 | 0 | 4 | .000 | 10 | 10 | 1.000 | 1 | 10 | 11 | 6.8 | 4 | 0 | 4 | 4 | 1 | 2 | 18 | 16.8 | |
| Tennessee State | 11/23/21 | * | 31 | 5 | 10 | .500 | 1 | 5 | .200 | 7 | 8 | .875 | 1 | 5 | 6 | 6.7 | 1 | 0 | 4 | 3 | 0 | 1 | 18 | 17.0 | |
| South Dakota | 11/27/21 | * | 33 | 6 | 12 | .500 | 2 | 5 | .400 | 8 | 10 | .800 | 2 | 6 | 8 | 6.9 | 1 | 0 | 4 | 4 | 1 | 1 | 22 | 17.7 | |
| at NC State | 12/1/21 | * | 58 | 9 | 23 | .391 | 1 | 5 | .200 | 5 | 7 | .714 | 2 | 7 | 9 | 7.1 | 3 | 0 | 0 | 0 | 1 | 0 | 24 | 18.5 | |
| at Indiana | 12/4/21 | * | 33 | 3 | 14 | .214 | 1 | 5 | .200 | 1 | 1 | 1.000 | 0 | 5 | 5 | 6.9 | 3 | 0 | 1 | 3 | 0 | 1 | 8 | 17.3 | |
| Michigan | 12/7/21 | * | 27 | 2 | 9 | .222 | 0 | 4 | .000 | 4 | 5 | .800 | 2 | 4 | 6 | 6.8 | 0 | 0 | 1 | 0 | 0 | 0 | 8 | 16.4 | |
| vs. No. 18 Auburn | 12/11/21 | * | 29 | 4 | 12 | .333 | 0 | 4 | .000 | 6 | 7 | .857 | 0 | 2 | 2 | 6.4 | 4 | 0 | 1 | 2 | 1 | 0 | 14 | 16.2 | |
| Totals | | | 11 | 373 | 55 | 136 | .404 | 10 | 49 | .204 | 58 | 69 | .841 | 10 | 60 | 70 | 6.4 | 23 | 0 | 19 | 21 | 6 | 7 | 178 | 16.2 |

SEASON/NEB/CAREER HIGHS

| | |
|----------------------------|---|
| Points | Season: 29, Sam Houston (11/12/21) |
| Rebounds | Season: 11, Southern (11/21/21) |
| Field Goals | Season: 9, Two times (last, 12/1/21) |
| 3-Point Field Goals | Season: 4, Sam Houston (11/12/21) |
| Free Throws | Season: 10, Two times (last, 11/21/21) |
| Free Throw Attempts | Season: 12, Western Illinois (11/9/21) |
| Assists | Season: 4, Three times (last, 11/27/21) |
| Steals | Season: 2, Southern (11/21/21) |
| Blocks | Season: 1, Four times (last, 12/1/21) |
| Minutes Played | Season: 58, at NC State (12/1/21) |

NOTING BRYCE MCGOWENS

- *Big Ten Freshman of the Week (Nov. 15, Nov. 29)*
- Five-star recruit who was a consensus top-25 player in the class of 2021 and joined his older brother, Trey, in the Husker program
- Leads all Big Ten freshmen in scoring and rebounding, while ranking third nationally among true freshmen in scoring
- Had 14 points in the loss to No. 18 Auburn
- Went over 20 points for the fourth time this year with 24 points and nine rebounds at NC State
- Picked up his third 20-point game of the year with 22 points and a team-high 11 boards vs. South Dakota
- Finished with 18 points, six rebounds and four assists in the win over Tennessee State
- Posted his first career double-double with 18 points, 11 rebounds and four assists in the win over Southern
- Led NU with 29 points against Sam Houston, hitting 9-of-13 shot, including four 3-pointers, while adding five boards
- His 29-point effort was one off Nebraska's freshman mark (Tyronn Lue), and he is one of only two Husker players to ever have multiple 25-point games as a freshman (Dave Hoppen)
- Set Nebraska school record for most points by a freshman in his debut with 25 points, including 10-of-12 from the line, in the loss to Western Illinois
- Selected to the Iverson Classic and was a Jordan Brand Classic selection as a senior
- Totaled 2,341 points in high school, including 285 3-pointers while shooting 41 percent from beyond the arc, while also carrying a weighted 4.15 GPA
- Named Gatorade and Max Preps Player of the Year in South Carolina in 2020-21, as he averaged 21.6 points, 4.7 rebounds and 3.1 assists per contest for Legacy Early College and Coach BJ Jackson.
- Was the leading scorer at the St. James NIBC Invitational, posting 20.9 points per contest in seven appearances in a field featuring many of the country's top teams and helped the school to a 14-7 record playing a national schedule as a senior
- Spent his first three seasons at Wren High School, totaling 1,882 points and was a three-time all-state performer and two-time Region 1-AAAA Player of the Year
- His junior season was highlighted by a school-record 67-point performance in the second round of the state tournament, as he hit 22-of-28 shots from the field, including eight 3-pointers.
- His father (Bobby) played football at Clemson before transferring to South Carolina State to play both football and basketball, finishing as the school's all-time receiving leader and helped the school make two NCAA Tournament appearances
- His mother (Pam) played basketball at Western Carolina and is a high school basketball coach

#10 - KOBE WEBSTER | SR. | G | 6-0 | 176 | INDIANAPOLIS, IND.



CAREER STATS

| Year | GP | GS | Min | Avg | Total | | | | | Rebounds | | | | | PF | FO | Ast | TO | Blk | Stl | Pts | Avg | | | |
|--------------|------------|-----------|-------------|-------------|------------|-------------|-------------|------------|------------|-------------|------------|------------|-------------|-----------|------------|------------|------------|------------|----------|------------|------------|----------|------------|-------------|-------------|
| | | | | | FG | FGA | Pct | 3FG | 3FGA | Pct | FT | FTA | Pct | Off | | | | | | | | | Def | Tot | Avg |
| 2017-18* | 28 | 28 | 935 | 33.4 | 165 | 383 | .431 | 59 | 161 | .366 | 57 | 73 | .781 | 10 | 106 | 116 | 4.1 | 44 | 0 | 97 | 63 | 3 | 20 | 446 | 15.9 |
| 2018-19* | 31 | 31 | 1054 | 34.0 | 195 | 455 | .429 | 76 | 184 | .413 | 60 | 85 | .706 | 14 | 123 | 137 | 4.4 | 60 | 0 | 97 | 50 | 1 | 34 | 526 | 17.0 |
| 2019-20* | 26 | 26 | 876 | 33.7 | 173 | 415 | .417 | 49 | 147 | .333 | 50 | 64 | .781 | 12 | 71 | 83 | 3.2 | 37 | 0 | 93 | 54 | 3 | 23 | 445 | 17.1 |
| 2020-21 | 27 | 5 | 627 | 23.2 | 78 | 204 | .382 | 46 | 121 | .380 | 17 | 26 | .654 | 4 | 43 | 47 | 1.7 | 25 | 0 | 34 | 25 | 1 | 16 | 219 | 8.1 |
| 2021-22 | 9 | 0 | 179 | 19.9 | 23 | 56 | .411 | 9 | 27 | .333 | 8 | 10 | .800 | 1 | 10 | 11 | 1.2 | 9 | 0 | 15 | 5 | 0 | 7 | 63 | 7.0 |
| TOTAL | 36 | 5 | 806 | 22.4 | 101 | 260 | .388 | 55 | 148 | .372 | 25 | 36 | .694 | 5 | 53 | 58 | 1.6 | 34 | 0 | 49 | 30 | 1 | 23 | 282 | 7.8 |
| All* | 121 | 90 | 3671 | 30.3 | 634 | 1513 | .419 | 239 | 640 | .373 | 192 | 258 | .744 | 41 | 353 | 394 | 3.3 | 175 | 0 | 336 | 197 | 8 | 100 | 1699 | 14.0 |

* Statistics from Western Illinois

MISC. STATS

| Category | 2021-22 | Career* |
|--------------------------|---------|---------|
| Double-Figure Scoring | 1 | 84 |
| Double-Figure Rebounding | 0 | 1 |
| Double-Figure Assists | 0 | 0 |
| Double-Doubles | 0 | 1 |
| Led NU in Scoring | 1 | 4 |
| Led NU in Rebounding | 0 | 0 |
| Led NU in Assists | 1 | 1 |
| 20+ Point Games | 1 | 27 |
| 30+ Point Games | 0 | 1 |
| 40+ Point Games | 0 | 1 |

*-Includes Western Illinois

2021-22 GAME-BY-GAME TOTALS

| Opponent | Date | GS | Min | TOTAL | | | 3-PTS | | | FT | FTA | Pct | REBOUNDS | | | PF | FO | A | TO | Blk | Stl | Pts | Avg |
|-------------------|----------|----|-----|-------|-----|-----|-------|------|-----|----|-----|-----|----------|-----|-----|----|----|---|----|-----|-----|-----|-----|
| | | | | FG | FGA | Pct | 3FG | 3FGA | Pct | | | | Off | Def | Tot | | | | | | | | |
| W. Illinois | 11/9/21 | | | | | | | | | | | | | | | | | | | | | | |
| Sam Houston | 11/12/21 | | | | | | | | | | | | | | | | | | | | | | |
| Creighton | 11/16/21 | | | | | | | | | | | | | | | | | | | | | | |
| Idaho State | 11/19/21 | | | | | | | | | | | | | | | | | | | | | | |
| Southern | 11/21/21 | | | | | | | | | | | | | | | | | | | | | | |
| Tennessee State | 11/23/21 | | | | | | | | | | | | | | | | | | | | | | |
| South Dakota | 11/27/21 | | | | | | | | | | | | | | | | | | | | | | |
| at NC State | 12/1/21 | | | | | | | | | | | | | | | | | | | | | | |
| at Indiana | 12/4/21 | | | | | | | | | | | | | | | | | | | | | | |
| Michigan | 12/7/21 | | | | | | | | | | | | | | | | | | | | | | |
| vs. No. 18 Auburn | 12/11/21 | | | | | | | | | | | | | | | | | | | | | | |
| Totals | | | | | | | | | | | | | | | | | | | | | | | |

SEASON/NEB/CAREER HIGHS

| | |
|----------------------------|---------------------------------|
| Points | |
| Season: | 20, vs. Creighton (11/16/21) |
| NEB Career: | 23, at Northwestern (3/7/21) |
| College Career: | 40, Omaha (2/22/20) |
| Rebounds | |
| Season: | 3, Two times (last, 11/23/21) |
| NEB Career: | 5, Rutgers (3/1/21) |
| College Career: | 10, Two times (11/6/18) |
| Field Goals | |
| Season: | 8, vs. Creighton (11/16/21) |
| NEB Career: | 8, Two times (last, 11/16/21) |
| College Career: | 15, Omaha (2/22/20) |
| 3-Point Field Goals | |
| Season: | 4, vs. Creighton (11/16/21) |
| NEB Career: | 7, at Northwestern (3/7/21) |
| College Career: | Same |
| Free Throws | |
| Season: | 3, South Dakota (11/27/21) |
| NEB Career: | 3, Nevada (11/26/20) |
| College Career: | 8, Denver (1/11/20) |
| Free Throw Attempts | |
| Season: | 3, South Dakota (11/27/21) |
| NEB Career: | 4, Nevada (11/26/20) |
| College Career: | 10, vs. Denver (1/11/20) |
| Assists | |
| Season: | 5, Idaho State (11/19/21) |
| NEB Career: | 5, Two times (11/19/21) |
| College Career: | 8, Two times (last, 11/28/17) |
| Steals | |
| Season: | 2, Two times (last, 11/21/21) |
| NEB Career: | 3, Nevada (11/26/20) |
| College Career: | 4, St. Mary's (11/11/17) |
| Blocks | |
| Season: | None |
| NEB Career: | 1, at Creighton (12/11/10) |
| College Career: | 1, Eight times (last, 12/11/20) |
| Minutes Played | |
| Season: | 29, Two times (last, 11/27/21) |
| NEB Career: | 34, Three times (3/10/21) |
| College Career: | 43, at Omaha (1/23/20) |

NOTING KOBE WEBSTER

- Super senior who has made 121 appearances at the Division I level and is one point away from 1,700 career points
- Returning third-team Academic All-American who is pursuing a master's degree in higher education administration at Nebraska
- Has a 3-to-1 assist-to-turnover ratio in nine appearances
- Had five points and a rebound in 15 minutes against No. 18 Auburn
- Totaled seven points, two assists and two steals in the loss at Indiana
- Had seven points in 22 minutes off the bench at NC State
- Had nine points and three assists in a season-high 29 minutes against South Dakota
- Finished with six points and an assist in 19 minutes against Southern
- Had seven points and matched his NU best with five assists in 29 minutes against Idaho State
- Made his 2021-22 debut against Creighton, finishing with 20 points on 8-of-11 shooting in 23 minutes off the bench
- Missed the first two games because of an injury, the first game he has missed in his collegiate career
- Played in all 27 games in 2020-21, including five starts, and averaged 8.1 points and 1.3 assists per game in 2020-21
- Led the Huskers in 3-point percentage (.380) and was second on the team with 46 3-pointers
- Totaled double figures 12 times, including a season-high 23 points and five assists at Northwestern, which included 7-of-12 from 3-point range, and 20 points against ACC Tournament champion Georgia Tech, when he hit 7-of-9 shots from the field, including six 3-pointers
- Played his best basketball down the stretch, averaging 12.8 ppg on 41 percent shooting, including 43 percent from 3-point range over his final six contests.
- Three-year starter at Western Illinois, starting 85 games and earning All-Summit League honors in 2019 and 2020
- Started 26 games at WIU in 2019-20, averaging 17.1 points, 3.6 assists and 3.2 rebounds per game en route to second-team all-conference honors
- Ranked among league leaders in scoring (sixth), assists (fifth) and assist-to-turnover ratio (1.72-to-1, fourth)
- Had six 20-point games, including a school-record 40-point performance against Omaha, in 2019-20
- Garnered second-team all-Summit League honors in 2018-19 after averaging 17.0 points, 4.0 rebounds and 3.1 assists per game, while finishing fifth in scoring, assist-to-turnover ratio and 3-pointers per game
- Attended Park Tudor School in Indianapolis, helping the school to a pair of state titles in 2014 and 2015 with Jaren Jackson Jr. (Michigan State) and Trevon Bluiett (Xavier)
- Started three seasons at Park Tutor, averaging 16 points, four rebounds and four assists per game as a senior to earn third-team all-state by the AP
- Graduated with a degree in management in 2020, and was a first-team CoSIDA Academic All-District pick in 2019

#11 - LAT MAYEN | JR. | F | 6-9 | 217 | ADELAIDE, AUSTRALIA



CAREER STATS

| Year | GP | GS | Total | | | | | | | | | | Rebounds | | | | | | | | | | | | |
|--------------|-----------|-----------|-------------|-------------|------------|------------|-------------|-----------|------------|-------------|-----------|-----------|-------------|-----------|------------|------------|------------|------------|----------|-----------|-----------|-----------|-----------|------------|------------|
| | | | Min | Avg | FG | FGA | Pct | 3FG | 3FGA | Pct | FT | FTA | Pct | Off | Def | Tot | Avg | PF | FO | Ast | TO | Blk | Stl | Pts | Avg |
| 2018-19* | 17 | 0 | 134 | 7.9 | 11 | 26 | .423 | 7 | 20 | .350 | 7 | 9 | .778 | 5 | 16 | 21 | 1.2 | 14 | 0 | 4 | 11 | 4 | 4 | 36 | 2.1 |
| 2020-21 | 27 | 27 | 690 | 25.6 | 82 | 207 | .396 | 48 | 138 | .348 | 21 | 27 | .778 | 22 | 101 | 123 | 4.6 | 69 | 2 | 17 | 41 | 15 | 13 | 233 | 8.6 |
| 2021-22 | 10 | 10 | 201 | 20.1 | 15 | 48 | .313 | 8 | 34 | .235 | 8 | 11 | .727 | 5 | 28 | 33 | 3.3 | 20 | 0 | 8 | 10 | 3 | 3 | 46 | 4.6 |
| TOTAL | 37 | 37 | 891 | 24.1 | 97 | 255 | .380 | 56 | 172 | .326 | 29 | 38 | .763 | 27 | 129 | 156 | 4.2 | 89 | 2 | 25 | 51 | 18 | 16 | 279 | 7.5 |
| All* | 54 | 37 | 1025 | 19.0 | 108 | 281 | .384 | 63 | 192 | .328 | 36 | 47 | .766 | 32 | 145 | 177 | 3.3 | 103 | 2 | 29 | 62 | 22 | 20 | 315 | 5.8 |

*-Statistics from TCU

MISC. STATS

| Category | 2021-22 | Career* |
|--------------------------|---------|---------|
| Double-Figure Scoring | 0 | 11 |
| Double-Figure Rebounding | 0 | 2 |
| Double-Figure Assists | 0 | 0 |
| Double-Doubles | 0 | 1 |
| Led NU in Scoring | 0 | 4 |
| Led NU in Rebounding | 1 | 4 |
| Led NU in Assists | 0 | 1 |
| 20+ Point Games | 0 | 1 |
| 30+ Point Games | 0 | 0 |

*-Includes TCU

2021-22 GAME-BY-GAME TOTALS

| Opponent | Date | GS | Min | TOTAL | | | 3-PTS | | | FT | FTA | Pct | REBOUNDS | | | PF | FO | A | TO | Blk | Stl | Pts | Avg | | |
|-------------------|----------|----|-----------|------------|-----------|-----------|-------------|----------|-----------|-------------|----------|-----------|-------------|----------|-----------|-----------|------------|-----------|----------|----------|-----------|----------|----------|-----------|------------|
| | | | | FG | FGA | Pct | 3FG | 3FGA | Pct | | | | Off | Def | Tot | | | | | | | | | Avg | |
| W. Illinois | 11/9/21 | | DNP | | | | | | | | | | | | | | | | | | | | | | |
| Sam Houston | 11/12/21 | * | 18 | 0 | 4 | .000 | 0 | 4 | .000 | 0 | 0 | .000 | 0 | 0 | 0 | 0.0 | 0 | 0 | 0 | 1 | 0 | 0 | 0 | 0.0 | |
| Creighton | 11/16/21 | * | 20 | 2 | 6 | .333 | 2 | 4 | .500 | 3 | 5 | .600 | 0 | 5 | 5 | 2.5 | 4 | 0 | 0 | 1 | 0 | 0 | 9 | 4.5 | |
| Idaho State | 11/19/21 | * | 18 | 3 | 7 | .429 | 2 | 5 | .400 | 0 | 0 | .000 | 0 | 2 | 2 | 2.3 | 0 | 0 | 2 | 0 | 0 | 1 | 8 | 5.7 | |
| Southern | 11/21/21 | * | 18 | 1 | 4 | .250 | 0 | 3 | .000 | 0 | 0 | .000 | 0 | 1 | 1 | 2.0 | 1 | 0 | 0 | 1 | 0 | 0 | 2 | 4.8 | |
| Tennessee State | 11/23/21 | * | 36 | 1 | 4 | .250 | 1 | 4 | .250 | 2 | 2 | 1.000 | 1 | 4 | 5 | 2.6 | 2 | 0 | 2 | 1 | 1 | 1 | 5 | 4.8 | |
| South Dakota | 11/27/21 | * | 14 | 1 | 2 | .500 | 0 | 0 | .000 | 0 | 0 | .000 | 0 | 4 | 4 | 2.8 | 4 | 0 | 1 | 2 | 1 | 0 | 2 | 4.3 | |
| at NC State | 12/1/21 | * | 17 | 3 | 7 | .429 | 2 | 6 | .333 | 0 | 0 | .000 | 1 | 3 | 4 | 3.0 | 4 | 0 | 1 | 2 | 0 | 1 | 8 | 4.9 | |
| at Indiana | 12/4/21 | * | 14 | 1 | 4 | .250 | 0 | 2 | .000 | 0 | 0 | .000 | 0 | 2 | 2 | 2.9 | 2 | 0 | 1 | 0 | 0 | 0 | 2 | 4.5 | |
| Michigan | 12/7/21 | * | 20 | 1 | 5 | .200 | 1 | 5 | .200 | 1 | 2 | .500 | 1 | 2 | 3 | 2.9 | 2 | 0 | 0 | 1 | 1 | 0 | 4 | 4.4 | |
| vs. No. 18 Auburn | 12/11/21 | * | 26 | 2 | 5 | .400 | 0 | 1 | .000 | 2 | 2 | 1.000 | 2 | 5 | 7 | 3.3 | 1 | 0 | 1 | 1 | 0 | 0 | 6 | 4.6 | |
| Totals | | | 10 | 201 | 15 | 48 | .313 | 8 | 34 | .235 | 8 | 11 | .727 | 5 | 28 | 33 | 3.3 | 20 | 0 | 8 | 10 | 3 | 3 | 46 | 4.6 |

SEASON/NEB/CAREER HIGHS

| | |
|----------------------------|---------------------------------|
| Points | 9, vs. Creighton (11/16/21) |
| Season: | 9, vs. Creighton (11/16/21) |
| NEB Career: | 25, Rutgers (3/1/21) |
| College Career: | Same |
| Rebounds | 7, vs. Auburn (12/11/21) |
| Season: | 7, vs. Auburn (12/11/21) |
| NEB Career: | 13, at Iowa (3/4/21) |
| College Career: | Same |
| Field Goals | 3, Idaho State (11/19/21) |
| Season: | 3, Idaho State (11/19/21) |
| NEB Career: | 9, Rutgers (3/1/21) |
| College Career: | Same |
| 3-Point Field Goals | 2, Two times (last, 11/19/21) |
| Season: | 2, Two times (last, 11/19/21) |
| NEB Career: | 5, Rutgers (3/1/21) |
| College Career: | Same |
| Free Throws | 3, vs. Creighton (11/16/21) |
| Season: | 3, vs. Creighton (11/16/21) |
| NEB Career: | 3, three times (last, 11/16/21) |
| College Career: | 3, four times (last, 11/16/21) |
| Free Throw Attempts | 5, vs. Creighton (11/16/21) |
| Season: | 5, vs. Creighton (11/16/21) |
| NEB Career: | Same |
| College Career: | Same |
| Assists | 2, Two times (last, 11/23/21) |
| Season: | 2, Two times (last, 11/23/21) |
| NEB Career: | 4, South Dakota (12/1/20) |
| College Career: | Same |
| Steals | 1, Three times (last, 12/1/21) |
| Season: | 1, Three times (last, 12/1/21) |
| NEB Career: | 2, Two times (last, 2/17/21) |
| College Career: | 2, Three times (last, 2/17/21) |
| Blocks | 1, Three times (last, 12/7/21) |
| Season: | 1, Three times (last, 12/7/21) |
| NEB Career: | 3, Wisconsin (12/22/20) |
| College Career: | Same |
| Minutes Played | 36, Tennessee State (11/23/21) |
| Season: | 36, Tennessee State (11/23/21) |
| NEB Career: | 37, Illinois (2/12/21) |
| College Career: | Same |

NOTING LAT MAYEN

- Returning frontcourt starter who is finding his groove after being sidelined by an ankle injury
- Finished with six points and a season-high seven rebounds in 26 minutes against No. 18 Auburn
- Had eight points and four rebounds in 16 minutes at NC State
- Finished with five points, five boards and two assists against Tennessee State
- Had eight points and two boards in 18 minutes in the win over Idaho State
- Had nine points and five boards in 20 minutes against Creighton
- Was one of two Huskers to start all 27 games in 2020-21, as he averaged 8.6 points and 4.5 rebounds per game
- Ranked fourth on the team in scoring, third in rebounding and led NU with 48 3-pointers while shooting 35 percent from beyond the arc
- Averaged 13.3 points and 6.3 rebounds per game in his final four games, shooting 40 percent from 3-point range
- Posted his first career double-double with 14 points and a career-high 13 rebounds at No. 5 Iowa
- Scorched the nets for a career-high 25 points on 9-of-11 shooting, including five 3-pointers, against Rutgers
- Rated the No. 18 JUCO player nationally in 2019-20 at Chipola (Fla.) College, as he averaged 11.8 points, 8.4 rebounds and 2.7 assists per game
- Shot 38 percent from 3-point range while posting eight double-doubles on the year
- Played in 17 games at TCU in 2018-19 before a knee injury ended his redshirt freshman season
- Was one of the top recruits in Australia in the 2017 class, as he was a four-star recruit and the No. 2 ranked player in Australia by AUSA Hoops
- Was a member of the Australian National Program, playing in the 2016 Albert Schweitzer Tournament in Germany on the U18 team and was in the U19 National Team program.
- Averaged 12.0 points, 5.3 rebounds and 0.8 assists for Basketball Australia Centre of Excellence during the 2016-17 season, shooting 39.5 percent from 3-point range

#13 - DEREK WALKER | JR. | F | 6-9 | 239 | KANSAS CITY, MO.



CAREER STATS

| Year | GP | GS | Min | Avg | Total | | | | | Rebounds | | | | | PF | FO | Ast | TO | Blk | Stl | Pts | Avg | | | |
|--------------|-----------|-----------|-------------|-------------|------------|------------|-------------|----------|----------|-------------|-----------|-----------|-------------|-----------|------------|------------|------------|------------|----------|-----------|-----------|-----------|-----------|------------|------------|
| | | | | | FG | FGA | Pct | 3FG | 3FGA | Pct | FT | FTA | Pct | Off | | | | | | | | | Def | Tot | Avg |
| 2017-18* | 34 | 0 | 299 | 8.8 | 28 | 47 | .596 | 0 | 0 | .000 | 10 | 25 | .400 | 29 | 46 | 75 | 2.2 | 43 | 0 | 9 | 21 | 7 | 3 | 66 | 1.9 |
| 2018-19* | 30 | 0 | 160 | 5.3 | 10 | 19 | .526 | 0 | 0 | .000 | 5 | 19 | .263 | 8 | 24 | 32 | 1.1 | 28 | 0 | 7 | 6 | 3 | 6 | 25 | 0.8 |
| 2020-21 | 16 | 16 | 332 | 20.8 | 42 | 70 | .600 | 0 | 1 | .000 | 10 | 22 | .455 | 23 | 52 | 75 | 4.7 | 48 | 1 | 25 | 26 | 13 | 13 | 94 | 5.9 |
| 2021-22 | 11 | 11 | 282 | 25.6 | 41 | 51 | .804 | 0 | 1 | .000 | 18 | 27 | .667 | 22 | 48 | 70 | 6.4 | 30 | 0 | 14 | 14 | 14 | 8 | 100 | 9.1 |
| TOTAL | 27 | 27 | 614 | 22.7 | 83 | 121 | .686 | 0 | 2 | .000 | 28 | 49 | .571 | 45 | 100 | 145 | 5.4 | 78 | 1 | 39 | 40 | 27 | 21 | 194 | 7.2 |
| All* | 91 | 27 | 1073 | 11.8 | 121 | 187 | .647 | 0 | 2 | .000 | 43 | 93 | .462 | 82 | 170 | 252 | 2.8 | 149 | 1 | 55 | 67 | 37 | 30 | 285 | 3.1 |

* Statistics from Tennessee

MISC. STATS

| Category | 2021-22 | Career* |
|--------------------------|---------|---------|
| Double-Figure Scoring | 6 | 10 |
| Double-Figure Rebounding | 2 | 2 |
| Double-Figure Assists | 0 | 0 |
| Double-Doubles | 2 | 2 |
| Led NU in Scoring | 1 | 1 |
| Led NU in Rebounding | 4 | 4 |
| Led NU in Assists | 1 | 3 |
| 20+ Point Games | 0 | 0 |
| 30+ Point Games | 0 | 0 |

*-Includes Tennessee

2021-22 GAME-BY-GAME TOTALS

| Opponent | Date | GS | Min | TOTAL | | | 3-PTS | | | FT | FTA | Pct | REBOUNDS | | | PF | FO | A | TO | Blk | Stl | Pts | Avg | | |
|-------------------|----------|----|-----------|------------|-----------|-----------|-------------|----------|----------|-------------|-----------|-----------|-------------|-----------|-----------|-----------|------------|-----------|----------|-----------|-----------|-----------|----------|------------|------------|
| | | | | FG | FGA | Pct | 3FG | 3FGA | Pct | | | | Off | Def | Tot | | | | | | | | | Avg | |
| W. Illinois | 11/9/21 | * | 29 | 1 | 3 | .333 | 0 | 1 | .000 | 2 | 2 | 1.000 | 2 | 6 | 8 | 8.0 | 2 | 0 | 0 | 1 | 1 | 0 | 4 | 4.0 | |
| Sam Houston | 11/12/21 | * | 20 | 2 | 2 | 1.000 | 0 | 0 | .000 | 3 | 4 | .750 | 3 | 5 | 8 | 8.0 | 4 | 0 | 0 | 2 | 2 | 1 | 7 | 5.5 | |
| Creighton | 11/16/21 | * | 19 | 0 | 2 | .000 | 0 | 0 | .000 | 0 | 0 | .000 | 3 | 2 | 5 | 7.0 | 2 | 0 | 3 | 1 | 2 | 0 | 3 | 3.7 | |
| Idaho State | 11/19/21 | * | 21 | 5 | 5 | 1.000 | 0 | 0 | .000 | 4 | 5 | .800 | 0 | 3 | 3 | 6.0 | 2 | 0 | 0 | 2 | 0 | 0 | 14 | 6.3 | |
| Southern | 11/21/21 | * | 22 | 7 | 8 | .875 | 0 | 0 | .000 | 1 | 2 | .500 | 0 | 4 | 4 | 5.6 | 3 | 0 | 3 | 2 | 2 | 0 | 15 | 8.0 | |
| Tennessee State | 11/23/21 | * | 29 | 7 | 7 | 1.000 | 0 | 0 | .000 | 2 | 6 | .333 | 0 | 6 | 6 | 5.7 | 3 | 0 | 0 | 1 | 1 | 0 | 16 | 9.3 | |
| South Dakota | 11/27/21 | * | 19 | 6 | 7 | .857 | 0 | 0 | .000 | 1 | 1 | 1.000 | 1 | 4 | 5 | 5.6 | 1 | 0 | 0 | 1 | 1 | 1 | 13 | 9.9 | |
| at NC State | 12/1/21 | * | 50 | 5 | 8 | .625 | 0 | 0 | .000 | 2 | 2 | 1.000 | 4 | 9 | 13 | 6.5 | 4 | 0 | 4 | 3 | 2 | 2 | 12 | 10.1 | |
| at Indiana | 12/4/21 | * | 24 | 4 | 5 | .800 | 0 | 0 | .000 | 0 | 1 | .000 | 3 | 1 | 4 | 6.2 | 4 | 0 | 0 | 1 | 0 | 2 | 8 | 9.9 | |
| Michigan | 12/7/21 | * | 19 | 0 | 0 | .000 | 0 | 0 | .000 | 1 | 2 | .500 | 1 | 3 | 4 | 6.0 | 2 | 0 | 0 | 0 | 1 | 0 | 1 | 9.0 | |
| vs. No. 18 Auburn | 12/11/21 | * | 30 | 4 | 4 | 1.000 | 0 | 0 | .000 | 2 | 2 | 1.000 | 5 | 5 | 10 | 6.4 | 3 | 0 | 4 | 0 | 2 | 2 | 10 | 9.1 | |
| Totals | | | 11 | 282 | 41 | 51 | .804 | 0 | 1 | .000 | 18 | 27 | .667 | 22 | 48 | 70 | 6.4 | 30 | 0 | 14 | 14 | 14 | 8 | 100 | 9.1 |

SEASON/NEB/CAREER HIGHS

| | |
|----------------------------|---|
| Points | Season: 16, Tennessee State (11/23/21) |
| | NEB Career: Same |
| | College Career: Same |
| Rebounds | Season: 13, at NC State (12/1/21) |
| | NEB Career: Same |
| | College Career: Same |
| Field Goals | Season: 7, Two time (last, 11/23/21) |
| | NEB Career: 7, Three times (last 11/23/21) |
| | College Career: Same |
| 3-Point Field Goals | Season: None |
| | NEB Career: None |
| | College Career: None |
| Free Throws | Season: 4, Idaho State (11/19/21) |
| | NEB Career: Same |
| | College Career: Same |
| Free Throw Attempts | Season: 6, Tennessee State (11/23/21) |
| | NEB Career: Same |
| | College Career: Same |
| Assists | Season: 4, at NC State (12/1/21) |
| | NEB Career: 6, vs. Penn State (3/10/21) |
| | College Career: Same |
| Steals | Season: 2, Two times (last, 12/11/21) |
| | NEB Career: 2, Five times (last, 12/11/21) |
| | College Career: 2, Seven times (last, 12/11/21) |
| Blocks | Season: 2, Five times (last, 12/11/21) |
| | NEB Career: 3, Minnesota (2/27/21) |
| | College Career: Same |
| Minutes Played | Season: 50, at NC State (12/1/21) |
| | NEB Career: Same |
| | College Career: Same |

NOTING DERRICK WALKER

- *School Record Holder for Most Consecutive Field Goals (15, Nov. 21-27, 2021)*
- Graduated from Nebraska in May of 2021 and was the first member of his family to earn a college degree
- Is putting together his best season, posting career highs in both scoring and rebounding while shooting 80 percent from the field
- Recorded his second double-double of the season against No. 18 Auburn with 10 points, 10 rebounds as well as season bests in assists (four), steals (two) and blocked shots (two) in 30 minutes
 - Had eight points and four rebounds while adding a pair of steals in 24 minutes at Indiana
 - Posted his first career double-double with 12 points and a career-high 13 rebounds along with four assists, two blocks and two steals in 50 minutes at NC State
- Reached double figures for the fourth straight game with 13 points and five boards against South Dakota
- Hit all seven shots from the field in posting a career high 16 points and six boards against Tennessee State
- Set a career high with 15 points on 7-of-8 shooting, four rebounds, three assists and two blocks in the win over Southern
- Matched his career high with 14 points on 5-of-5 shooting and three boards vs. Idaho State
- Totaled eight points, seven rebounds and two blocks in 20 minutes against Sam Houston
- Had four points and eight rebounds in the loss to Western Illinois in the season opener
- Started all 16 games after he was eligible in January of 2021, averaging 5.9 ppg on 60 percent shooting and 4.8 caroms per game
- Closed the 2020-21 season with one of his best performances of the season - an eight-point, eight-rebound, six-assist performance against Penn State in the Big Ten Tournament
 - Missed NU's first 11 games after an NCAA suspension dating back from his time at Tennessee
 - Played in 30 games at Tennessee in 2018-19 as the Volunteers reached the NCAA Sweet 16
- Helped the Volunteers to an SEC title in 2017-18, playing in 34 games and averaging 1.9 points and 2.2 rebounds per outing
- A four-star prospect by ESPN who played at Sunrise (Kan.) Christian Academy, averaging 14 points and seven rebounds per game in 2016-17
 - Played on MOKAN Elite AAU program with NBA first-round picks Trae Young and Michael Porter Jr.
 - Spent freshman-junior years at Raytown High School, the alma mater of former Husker great and current Los Angeles Clippers Coach Tyrron Lue



CAREER STATS

| Year | GP | GS | Min | Avg | Total | | | | | Rebounds | | | | | PF | FO | Ast | TO | Blk | Stl | Pts | Avg | | | |
|--------------|------------|-----------|-------------|-------------|------------|------------|-------------|------------|------------|-------------|-----------|------------|-------------|-----------|------------|------------|------------|------------|----------|-----------|-----------|-----------|-----------|-------------|-------------|
| | | | | | FG | FGA | Pct | 3FG | 3FGA | Pct | FT | FTA | Pct | Off | | | | | | | | | Def | Tot | Avg |
| 2017-18* | 28 | 3 | 378 | 13.5 | 53 | 118 | .449 | 47 | 104 | .452 | 4 | 7 | .571 | 9 | 43 | 52 | 1.9 | 43 | 0 | 12 | 14 | 6 | 12 | 157 | 5.6 |
| 2018-19* | 25 | 25 | 751 | 30.0 | 119 | 278 | .428 | 87 | 219 | .397 | 27 | 32 | .844 | 17 | 121 | 138 | 5.5 | 55 | 0 | 21 | 19 | 17 | 8 | 352 | 14.1 |
| 2019-20* | 30 | 28 | 966 | 32.2 | 157 | 344 | .456 | 101 | 254 | .398 | 55 | 69 | .797 | 25 | 162 | 187 | 6.2 | 60 | 0 | 29 | 27 | 18 | 20 | 470 | 15.7 |
| 2020-21 | 14 | 1 | 137 | 9.8 | 15 | 40 | .375 | 12 | 36 | .333 | 3 | 4 | .750 | 2 | 14 | 16 | 1.1 | 4 | 0 | 5 | 2 | 1 | 1 | 45 | 3.2 |
| 2021-22 | 4 | 0 | 22 | 5.5 | 1 | 6 | .167 | 1 | 6 | .167 | 1 | 2 | .500 | 0 | 2 | 2 | 0.5 | 3 | 0 | 0 | 0 | 0 | 4 | 1.0 | |
| TOTAL | 18 | 1 | 159 | 8.8 | 16 | 46 | .348 | 13 | 42 | .310 | 4 | 6 | .667 | 2 | 16 | 18 | 1.0 | 7 | 0 | 5 | 2 | 1 | 1 | 49 | 2.7 |
| All* | 101 | 57 | 2254 | 22.3 | 345 | 786 | .439 | 248 | 619 | .401 | 90 | 114 | .789 | 53 | 342 | 395 | 3.9 | 165 | 0 | 67 | 62 | 42 | 41 | 1028 | 10.2 |

* Statistics from Indianapolis

MISC. STATS

| Category | 2021-22 | Career* |
|--------------------------|---------|---------|
| Double-Figure Scoring | 0 | 52 |
| Double-Figure Rebounding | 0 | 2 |
| Double-Figure Assists | 0 | 0 |
| Double-Doubles | 0 | 2 |
| Led NU in Scoring | 0 | 0 |
| Led NU in Rebounding | 0 | 0 |
| Led NU in Assists | 0 | 0 |
| 20+ Point Games | 0 | 15 |
| 30+ Point Games | 0 | 0 |

*-Includes Indianapolis

2021-22 GAME-BY-GAME TOTALS

| Opponent | Date | GS | Min | TOTAL | | | 3-PTS | | | REBOUNDS | | | PF | FO | A | TO | Blk | Stl | Pts | Avg | | | |
|-------------------|----------|----------|-----------|----------|----------|-------------|----------|----------|-------------|----------|----------|-------------|----------|----------|----------|------------|----------|----------|----------|----------|----------|----------|------------|
| | | | | FG | FGA | Pct | 3FG | 3FGA | Pct | FT | FTA | Pct | | | | | | | | | Off | Def | Tot |
| W. Illinois | 11/9/21 | 4 | 0 | 0 | .000 | 0 | 0 | .000 | 0 | 0 | .000 | 0 | 0 | 0 | 0.0 | 1 | 0 | 0 | 0 | 0 | 0.0 | | |
| Sam Houston | 11/12/21 | DNP | | | | | | | | | | | | | | | | | | | | | |
| Creighton | 11/16/21 | DNP | | | | | | | | | | | | | | | | | | | | | |
| Idaho State | 11/19/21 | 5 | 0 | 2 | .000 | 0 | 2 | .000 | 0 | 0 | .000 | 0 | 1 | 1 | 0.5 | 1 | 0 | 0 | 0 | 0 | 0.0 | | |
| Southern | 11/21/21 | 3 | 0 | 1 | .000 | 0 | 1 | .000 | 1 | 2 | .500 | 0 | 0 | 0 | 0.3 | 0 | 0 | 0 | 0 | 0 | 0.3 | | |
| Tennessee State | 11/23/21 | DNP | | | | | | | | | | | | | | | | | | | | | |
| South Dakota | 11/27/21 | DNP | | | | | | | | | | | | | | | | | | | | | |
| at NC State | 12/1/21 | DNP | | | | | | | | | | | | | | | | | | | | | |
| at Indiana | 12/4/21 | DNP | | | | | | | | | | | | | | | | | | | | | |
| Michigan | 12/7/21 | DNP | | | | | | | | | | | | | | | | | | | | | |
| vs. No. 18 Auburn | 12/11/21 | 10 | 1 | 3 | .333 | 1 | 3 | .333 | 0 | 0 | .000 | 0 | 1 | 1 | 0.5 | 1 | 0 | 0 | 0 | 0 | 3 | 1.0 | |
| Totals | | 0 | 22 | 1 | 6 | .167 | 1 | 6 | .167 | 1 | 2 | .500 | 0 | 2 | 2 | 0.5 | 3 | 0 | 0 | 0 | 0 | 4 | 1.0 |

SEASON/NEB/CAREER HIGHS

| | |
|----------------------------|--------------------------------------|
| Points | 3, vs. Auburn (12/11/21) |
| Season: | 12, Doane (12/17/20) |
| NEB Career: | 27, Elmhurst (11/14/18) |
| College Career: | |
| Rebounds | 1, Two times (last, 12/21/21) |
| Season: | 6, Doane (12/17/20) |
| NEB Career: | 16, Quincy (1/3/19) |
| College Career: | |
| Field Goals | 1, vs. Auburn (12/11/21) |
| Season: | 4, Doane (12/17/20) |
| NEB Career: | 9, Three times (last, 2/20/20) |
| College Career: | |
| 3-Point Field Goals | 1, vs. Auburn (12/11/21) |
| Season: | 4, Doane (12/17/20) |
| NEB Career: | 7, Five times (last, 2/20/20) |
| College Career: | |
| Free Throws | 1, Southern (11/21/21) |
| Season: | 3, at Iowa (3/4/21) |
| NEB Career: | 8, Two times (last, 1/9/20) |
| College Career: | |
| Free Throw Attempts | 2, Southern (11/21/21) |
| Season: | 3, at Iowa (3/4/21) |
| NEB Career: | 9, Southern Indiana (1/9/20) |
| College Career: | |
| Assists | None |
| Season: | 2, Doane (12/17/20) |
| NEB Career: | 4, at William Jewell (2/17/18) |
| College Career: | |
| Steals | None |
| Season: | 1, at Ohio State (12/30/20) |
| NEB Career: | 4, Truman State (2/15/20) |
| College Career: | |
| Blocks | None |
| Season: | 1, at Wisconsin (12/21/20) |
| NEB Career: | 4, vs. Truman State (3/7/20) |
| College Career: | |
| Minutes Played | 5, Idaho State (11/19/21) |
| Season: | 26, Doane (12/17/20) |
| NEB Career: | 44, at Illinois-Springfield (2/1/20) |
| College Career: | |

NOTING TREVOR LAKES

- Is in his second season at Nebraska after transferring from Division II University of Indianapolis
- Saw his first action since Nov. 21 against No. 18 Auburn, finishing with three points and a rebound in 10 minutes of work
- Had played just 12 minutes in NU's first 10 contests
- Was originally slated to redshirt in 2020-21, but was ruled eligible on Dec. 17, 2020, and played in 14 games, averaging 3.2 points and 1.1 rebounds per game
- Saw more time after the departure of Teddy Allen, averaging 4.8 ppg in his final four games, including six points at No. 5 Iowa and five points at Northwestern and against Penn State at the Big Ten Tournament
- Established season highs in points (12), rebounds (six), assists (two) and minutes (26) against Doane, when he hit 4-of-5 shots from 3-point range
- Averaged 15.7 points and 6.2 rebounds per game last season while leading his conference in 3-pointers per game (3.4/gm) for the second straight year, helping Indianapolis to a 24-6 record and a No. 1 seed in the 2020 NCAA Division II Regional Tournament
- Collected All-GLVC honors as a sophomore in 2018-19, as he led the team in scoring at 14.1 ppg, while pulling down 5.5 rebounds per contest. Lakes paced the conference with 3.5 3-pointers per game and shot 39.7 percent from 3-point range, while ranking among conference leaders in scoring (11th) and rebounding (12th)
- Played at Lebanon High School, averaging 22.5 points, 6.7 rebounds and 1.5 blocks per game as a senior en route to earning IBCA Honorable Mention All-State honors

#23 - KEON EDWARDS | FR. | G | 6-7 | 204 | HOUSTON, TEXAS



CAREER STATS

| Year | GP | GS | Min | Avg | Total | | | | | Rebounds | | | | | PF | FO | Ast | TO | Blk | Stl | Pts | Avg | | | |
|--------------|-----------|----------|-----------|------------|----------|-----------|-------------|----------|-----------|-------------|----------|----------|-------------|----------|----------|----------|------------|----------|----------|----------|----------|----------|----------|----------|------------|
| | | | | | FG | FGA | Pct | 3FG | 3FGA | Pct | FT | FTA | Pct | Off | | | | | | | | | Def | Tot | Avg |
| 2020-21* | 5 | 0 | 39 | 7.8 | 3 | 9 | .333 | 1 | 3 | .333 | 2 | 2 | 1.000 | 2 | 2 | 4 | 0.8 | 5 | 0 | 0 | 1 | 0 | 0 | 9 | 1.8 |
| 2021-22 | 10 | 5 | 76 | 7.6 | 3 | 16 | .188 | 0 | 12 | .000 | 0 | 0 | .000 | 3 | 5 | 8 | 0.8 | 9 | 0 | 1 | 3 | 0 | 2 | 6 | 0.6 |
| TOTAL | 10 | 5 | 76 | 7.6 | 3 | 16 | .188 | 0 | 12 | .000 | 0 | 0 | .000 | 3 | 5 | 8 | 0.8 | 9 | 0 | 1 | 3 | 0 | 2 | 6 | 0.6 |
| All* | 15 | 5 | 115 | 7.7 | 6 | 25 | .240 | 1 | 15 | .067 | 2 | 2 | 1.000 | 5 | 7 | 12 | 0.8 | 14 | 0 | 1 | 4 | 0 | 2 | 15 | 1.0 |

*-Statistics from DePaul

MISC. STATS

| Category | 2021-22 | Career |
|--------------------------|---------|--------|
| Double-Figure Scoring | 0 | 0 |
| Double-Figure Rebounding | 0 | 0 |
| Double-Figure Assists | 0 | 0 |
| Double-Doubles | 0 | 0 |
| Led NU in Scoring | 0 | 0 |
| Led NU in Rebounding | 0 | 0 |
| Led NU in Assists | 0 | 0 |
| 20+ Point Games | 0 | 0 |
| 30+ Point Games | 0 | 0 |

2021-22 GAME-BY-GAME TOTALS

| Opponent | Date | GS | Min | TOTAL | | | 3-PTS | | | FT | FTA | Pct | REBOUNDS | | | PF | FO | A | TO | Blk | Stl | Pts | Avg | |
|-------------------|----------|-----|-----|-------|------|-------|-------|------|------|----|------|------|----------|-----|-----|-----|----|---|----|-----|-----|-----|-----|-----|
| | | | | FG | FGA | Pct | 3FG | 3FGA | Pct | | | | Off | Def | Tot | | | | | | | | | Avg |
| W. Illinois | 11/9/21 | 0 | 6 | 0 | 0 | .000 | 0 | 0 | .000 | 0 | 0 | .000 | 1 | 0 | 1 | 1.0 | 2 | 0 | 0 | 0 | 0 | 0 | 0.0 | |
| Sam Houston | 11/12/21 | 2 | 0 | 1 | .000 | 0 | 1 | .000 | 0 | 0 | .000 | 0 | 0 | 0 | 0.5 | 2 | 0 | 0 | 0 | 0 | 0 | 0 | 0.0 | |
| Creighton | 11/16/21 | 5 | 0 | 1 | .000 | 0 | 1 | .000 | 0 | 0 | .000 | 1 | 1 | 2 | 1.0 | 0 | 0 | 1 | 0 | 0 | 1 | 0 | 0.0 | |
| Idaho State | 11/19/21 | * | 15 | 1 | 1 | 1.000 | 0 | 0 | .000 | 0 | 0 | .000 | 0 | 0 | 0 | 0.8 | 1 | 0 | 0 | 0 | 0 | 2 | 0.5 | |
| Southern | 11/21/21 | * | 11 | 0 | 2 | .000 | 0 | 2 | .000 | 0 | 0 | .000 | 0 | 1 | 1 | 0.8 | 1 | 0 | 0 | 2 | 0 | 0 | 0.4 | |
| Tennessee State | 11/23/21 | * | 9 | 1 | 4 | .250 | 0 | 3 | .000 | 0 | 0 | .000 | 0 | 2 | 2 | 1.0 | 1 | 0 | 0 | 0 | 1 | 2 | 0.7 | |
| South Dakota | 11/27/21 | * | 12 | 0 | 3 | .000 | 0 | 3 | .000 | 0 | 0 | .000 | 0 | 1 | 1 | 1.0 | 0 | 0 | 0 | 0 | 0 | 0 | 0.6 | |
| at NC State | 12/1/21 | * | 4 | 0 | 1 | .000 | 0 | 1 | .000 | 0 | 0 | .000 | 1 | 0 | 1 | 1.0 | 0 | 0 | 0 | 0 | 0 | 0 | 0.5 | |
| at Indiana | 12/4/21 | 1 | 0 | 0 | .000 | 0 | 0 | .000 | 0 | 0 | .000 | 0 | 0 | 0 | 0.9 | 0 | 0 | 0 | 0 | 0 | 0 | 0 | 0.4 | |
| Michigan | 12/7/21 | 11 | 1 | 3 | .333 | 0 | 1 | .000 | 0 | 0 | .000 | 0 | 0 | 0 | 0.8 | 2 | 0 | 0 | 1 | 0 | 0 | 2 | 0.6 | |
| vs. No. 18 Auburn | 12/11/21 | DNP | | | | | | | | | | | | | | | | | | | | | | |
| Totals | | 5 | 76 | 3 | 16 | .188 | 0 | 12 | .000 | 0 | 0 | .000 | 3 | 5 | 8 | 0.8 | 9 | 0 | 1 | 3 | 0 | 2 | 6 | 0.6 |

SEASON/NEB/CAREER HIGHS

| | |
|----------------------------|---------------------------------|
| Points | 2, Three times (last, 12/7/21) |
| Season: | 3, at Creighton (2/24/21) |
| College Career: | |
| Rebounds | |
| Season: | 2, Tennessee State (11/23/21) |
| College Career: | 2, Two times (last, 11/23/21) |
| Field Goals | |
| Season: | 1, Three times (last, 11/23/21) |
| College Career: | 1, Five times (last, 11/23/21) |
| 3-Point Field Goals | |
| Season: | None |
| College Career: | 1, at Creighton (2/24/21) |
| Free Throws | |
| Season: | None |
| College Career: | 2, vs. UConn (3/11/21) |
| Free Throw Attempts | |
| Season: | None |
| College Career: | 2, vs. UConn (3/11/21) |
| Assists | |
| Season: | None |
| College Career: | Same |
| Steals | |
| Season: | 1, Tennessee State (11/23/21) |
| College Career: | Same |
| Blocks | |
| Season: | None |
| College Career: | Same |
| Minutes Played | |
| Season: | 15, Idaho State (11/19/21) |
| College Career: | Same |

NOTING KEON EDWARDS

- Second-year player who provides the Huskers with size, shooting and athleticism from the wing and has added 20 pounds since getting on to campus in June
- Didn't play in the Huskers' loss to No. 18 Auburn because of illness
- Started five games replacing Trey McGowens, but came off the bench against Indiana and Michigan
- Had two points in 10 minutes of work against Michigan
- Tallied two points and two boards in nine minutes in the win over Tennessee State
- Made his first career start against Idaho State, finishing with two points in 15 minutes of work
- Has two rebounds and an assist in five minutes against Creighton
- Grabbed an offensive rebound in his minutes of work off the bench against Western Illinois
- Reclassified in December of 2021 and played at DePaul the second semester, totaled nine points and four rebounds in 39 minutes for the Blue Demons
- Played in 14 minutes against UConn in the Big East Tournament and set season bests with three points and two rebounds at Creighton
- Was No. 41 by ESPN.com in the 2021 class before reclassifying, as he was the No. 8 small forward in the class
- Played at Hillcrest (Ariz.) Prep in 2019-20, averaging 14.3 points, 5.5 rebounds, 2.6 assists, 2.4 steals and 1.9 blocks per game while shooting 43 percent from beyond the arc
- Participated in a pair of USA Basketball Men's Junior National Team minicamps in July and October of 2019

#30 - KEISEI TOMINAGA | SO. | G | 6-2 | 178 | MORIYAMA NAGOYA AICHI, JAPAN



CAREER STATS

| Year | GP | GS | Min | Avg | Total | | | | | Rebounds | | | | | PF | FO | Ast | TO | Blk | Stl | Pts | Avg | | | |
|--------------|-----------|----------|------------|-------------|-----------|-----------|-------------|-----------|-----------|-------------|----------|-----------|-------------|----------|-----------|-----------|------------|----------|----------|----------|----------|----------|-----------|-----------|------------|
| | | | | | FG | FGA | Pct | 3FG | 3FGA | Pct | FT | FTA | Pct | Off | | | | | | | | | Def | Tot | Avg |
| 2021-22 | 11 | 3 | 220 | 20.0 | 29 | 77 | .377 | 19 | 56 | .339 | 8 | 10 | .800 | 2 | 14 | 16 | 1.5 | 6 | 0 | 4 | 2 | 0 | 12 | 85 | 7.7 |
| TOTAL | 11 | 3 | 220 | 20.0 | 29 | 77 | .377 | 19 | 56 | .339 | 8 | 10 | .800 | 2 | 14 | 16 | 1.5 | 6 | 0 | 4 | 2 | 0 | 12 | 85 | 7.7 |

MISC. STATS

| Category | 2021-22 | Career |
|--------------------------|---------|--------|
| Double-Figure Scoring | 5 | 5 |
| Double-Figure Rebounding | 0 | 0 |
| Double-Figure Assists | 0 | 0 |
| Double-Doubles | 0 | 0 |
| Led NU in Scoring | 1 | 1 |
| Led NU in Rebounding | 0 | 0 |
| Led NU in Assists | 0 | 0 |
| 20+ Point Games | 1 | 1 |
| 30+ Point Games | 0 | 0 |

2021-22 GAME-BY-GAME TOTALS

| Opponent | Date | GS | Min | TOTAL | | | 3-PTS | | | FT | FTA | Pct | REBOUNDS | | | PF | FO | A | TO | Blk | Stl | Pts | Avg |
|-------------------|----------|----------|------------|-----------|-------------|-----------|-----------|-------------|----------|-----------|-------------|----------|-----------|-----------|------------|----------|----------|----------|----------|----------|-----------|-----------|------------|
| | | | | FG | FGA | Pct | 3FG | 3FGA | Pct | | | | Off | Def | Tot | | | | | | | | |
| W. Illinois | 11/9/21 | 18 | 1 | 5 | .200 | 1 | 5 | .200 | 0 | 0 | .000 | 0 | 1 | 1 | 1.0 | 0 | 0 | 0 | 0 | 0 | 3 | 3 | 3.0 |
| Sam Houston | 11/12/21 | 10 | 0 | 2 | .000 | 0 | 2 | .000 | 0 | 0 | .000 | 1 | 1 | 2 | 1.5 | 0 | 0 | 0 | 0 | 0 | 0 | 0 | 1.5 |
| Creighton | 11/16/21 | 10 | 0 | 2 | .000 | 0 | 1 | .000 | 0 | 0 | .000 | 0 | 0 | 0 | 1.0 | 0 | 0 | 0 | 0 | 0 | 1 | 0 | 1.0 |
| Idaho State | 11/19/21 | 17 | 4 | 7 | .571 | 1 | 4 | .250 | 2 | 3 | .667 | 0 | 1 | 1 | 1.0 | 1 | 0 | 0 | 0 | 0 | 0 | 11 | 3.5 |
| Southern | 11/21/21 | 11 | 3 | 6 | .500 | 2 | 5 | .400 | 3 | 4 | .750 | 0 | 2 | 2 | 1.2 | 1 | 0 | 0 | 0 | 0 | 0 | 11 | 5.0 |
| Tennessee State | 11/23/21 | 8 | 1 | 4 | .250 | 0 | 2 | .000 | 0 | 0 | .000 | 0 | 0 | 0 | 1.0 | 0 | 0 | 0 | 0 | 0 | 0 | 2 | 4.5 |
| South Dakota | 11/27/21 | 22 | 8 | 11 | .727 | 5 | 6 | .833 | 2 | 2 | 1.000 | 0 | 0 | 0 | 0.9 | 2 | 0 | 2 | 2 | 0 | 0 | 23 | 7.1 |
| at NC State | 12/1/21 | 44 | 5 | 14 | .357 | 5 | 11 | .455 | 1 | 1 | 1.000 | 1 | 1 | 2 | 1.0 | 1 | 0 | 0 | 2 | 0 | 2 | 16 | 8.3 |
| at Indiana | 12/4/21 | * | 22 | 2 | .286 | 1 | 5 | .200 | 0 | 0 | .000 | 0 | 3 | 3 | 1.2 | 1 | 0 | 0 | 0 | 0 | 1 | 5 | 7.9 |
| Michigan | 12/7/21 | * | 34 | 4 | .286 | 3 | 11 | .273 | 0 | 0 | .000 | 0 | 3 | 3 | 1.4 | 0 | 0 | 1 | 0 | 0 | 0 | 11 | 8.2 |
| vs. No. 18 Auburn | 12/11/21 | * | 24 | 1 | .200 | 1 | 4 | .250 | 0 | 0 | .000 | 0 | 2 | 2 | 1.5 | 0 | 0 | 1 | 0 | 0 | 3 | 3 | 7.7 |
| Totals | | 3 | 220 | 29 | .377 | 19 | 56 | .339 | 8 | 10 | .800 | 2 | 14 | 16 | 1.5 | 6 | 0 | 4 | 2 | 0 | 12 | 85 | 7.7 |

SEASON/NEB/CAREER HIGHS

| | |
|----------------------------|-------------------------------|
| Points | 23, South Dakota (11/27/21) |
| Season: | 23, South Dakota (11/27/21) |
| Rebounds | 3, Two times (last, 12/7/21) |
| Season: | 3, Two times (last, 12/7/21) |
| Field Goals | 8, South Dakota (11/27/21) |
| Season: | 8, South Dakota (11/27/21) |
| 3-Point Field Goals | 5, Two Times (last, 12/1/21) |
| Season: | 5, Two Times (last, 12/1/21) |
| Free Throws | 3, Southern (11/21/21) |
| Season: | 3, Southern (11/21/21) |
| Free Throw Attempts | 4, Southern (11/21/21) |
| Season: | 4, Southern (11/21/21) |
| Assists | 2, South Dakota (11/27/21) |
| Season: | 2, South Dakota (11/27/21) |
| Steals | 3, Western Illinois (11/9/21) |
| Season: | 3, Western Illinois (11/9/21) |
| Blocks | None |
| Season: | None |
| Minutes Played | 43, at NC State (12/1/21) |
| Season: | 43, at NC State (12/1/21) |

NOTING KEISEI TOMINAGA

- Junior college transfer who has become a fan favorite with his shooting ability and love of basketball
- Had three points and two rebounds in 24 minutes against No. 18 Auburn
- Reached double figures for the fifth time in a seven-game stretch with 11 points and three boards vs. Michigan
- Had 16 points, including five 3-pointers and two steals in a career-high 44 minutes at NC State
- Keyed NU's win over South Dakota with a career-high 23 points on 8-of-11 shooting, including 5-of-6 from 3-point range, while also adding two assists and two steals in 22 minutes
- Reached double figures for the second straight game with 11 points and two boards in 11 minutes against Southern
- Had a then-season-high 11 points in 17 minutes off the bench against Idaho State
- Came off the bench in the opener vs. Western Illinois and had three points and a team-high three steals in 18 minutes of work
- Represented Japan in 3x3 Basketball in the 2020 Tokyo Olympics, finishing third in scoring (6.9 ppg), fourth in 1-point shooting (74 percent) and seventh in 3-point shooting (36 percent) in helping Japan to the medal round
- Spent two seasons at Ranger (Texas) College, helping the program to a 22-4 record and a NJCAA National Tournament semifinals appearance in 2021, and 50 wins in two seasons at the school
- Connected on 198 3-pointers in the last two years, hitting at a 48 percent clip in that span
- Earned second-team NJCAA All-America honors, averaging 16.3 points per game on 51 percent shooting, ranking ninth in 3-pointer per game (3.4/gm) and 19th in 3-point percentage (48.7)
- Led Ranger to the semifinals of the 2021 NJCAA Tournament, averaging 20.3 points, 3.5 rebounds and 2.5 assists per game and earning a spot on the all-tournament team
- Had a 39-point effort, including a school-record 11 3-pointers in 2020-21
- Earned first-team all-conference recognition in 2019-20, averaging 16.8 ppg on 55 percent shooting, including 48 percent from 3-point range, as Ranger went 28-3 before the pandemic ended the season
- His father, Hiroyuki, was a center on the Japan national team and played in the 1998 FIBA World Championship and played professionally in Japan for a decade

#32 - WILHELM BREIDENBACH | FR. | F | 6-10 | 227 | RANCHO SANTA MARGARITA, CALIF.



CAREER STATS

| Year | GP | GS | Min | Avg | Total | | | | | Rebounds | | | | | PF | FO | Ast | TO | Blk | Stl | Pts | Avg | | | |
|--------------|-----------|----------|------------|-------------|-----------|-----------|-------------|----------|-----------|-------------|----------|-----------|-------------|----------|-----------|-----------|------------|-----------|----------|----------|----------|----------|-----------|-----------|------------|
| | | | | | FG | FGA | Pct | 3FG | 3FGA | Pct | FT | FTA | Pct | Off | | | | | | | | | Def | Tot | Avg |
| 2021-22 | 10 | 0 | 157 | 15.7 | 14 | 39 | .359 | 3 | 20 | .150 | 6 | 12 | .500 | 7 | 20 | 27 | 2.7 | 33 | 2 | 6 | 7 | 6 | 10 | 37 | 3.7 |
| TOTAL | 10 | 0 | 157 | 15.7 | 14 | 39 | .359 | 3 | 20 | .150 | 6 | 12 | .500 | 7 | 20 | 27 | 2.7 | 33 | 2 | 6 | 7 | 6 | 10 | 37 | 3.7 |

MISC. STATS

| Category | 2021-22 | Career |
|--------------------------|---------|--------|
| Double-Figure Scoring | 0 | 0 |
| Double-Figure Rebounding | 0 | 0 |
| Double-Figure Assists | 0 | 0 |
| Double-Doubles | 0 | 0 |
| Led NU in Scoring | 0 | 0 |
| Led NU in Rebounding | 0 | 0 |
| Led NU in Assists | 0 | 0 |
| 20+ Point Games | 0 | 0 |
| 30+ Point Games | 0 | 0 |

2021-22 GAME-BY-GAME TOTALS

| Opponent | Date | GS | Min | TOTAL | | | 3-PTS | | | FT | FTA | Pct | REBOUNDS | | | PF | FO | A | TO | Blk | Stl | Pts | Avg | |
|-------------------|----------|----------|------------|-----------|-----------|-------------|----------|-----------|-------------|----------|-----------|-------------|----------|-----------|-----------|------------|-----------|----------|----------|----------|----------|-----------|-----------|------------|
| | | | | FG | FGA | Pct | 3FG | 3FGA | Pct | | | | Off | Def | Tot | | | | | | | | | Avg |
| W. Illinois | 11/9/21 | 11 | 0 | 3 | .000 | 0 | 2 | .000 | 0 | 0 | .000 | 0 | 0 | 0 | 0.0 | 4 | 0 | 0 | 1 | 1 | 1 | 0 | 0.0 | |
| Sam Houston | 11/12/21 | 17 | 1 | 3 | .333 | 0 | 1 | .000 | 1 | 1 | 1.000 | 1 | 2 | 3 | 1.5 | 5 | 1 | 0 | 1 | 1 | 1 | 3 | 1.5 | |
| Creighton | 11/16/21 | 18 | 1 | 5 | .200 | 1 | 3 | .333 | 0 | 0 | .000 | 0 | 2 | 2 | 1.7 | 3 | 0 | 2 | 0 | 2 | 0 | 3 | 2.0 | |
| Idaho State | 11/19/21 | 16 | 3 | 6 | .500 | 2 | 5 | .400 | 1 | 2 | .500 | 1 | 2 | 3 | 2.0 | 3 | 0 | 2 | 0 | 0 | 0 | 9 | 3.8 | |
| Southern | 11/21/21 | 19 | 2 | 4 | .500 | 0 | 2 | .000 | 0 | 2 | .000 | 0 | 4 | 4 | 2.4 | 3 | 0 | 1 | 1 | 0 | 0 | 4 | 3.8 | |
| Tennessee State | 11/23/21 | 10 | 0 | 2 | .000 | 0 | 1 | .000 | 0 | 0 | .000 | 0 | 0 | 0 | 2.0 | 3 | 0 | 0 | 0 | 0 | 0 | 0 | 3.2 | |
| South Dakota | 11/27/21 | 21 | 0 | 0 | .000 | 0 | 0 | .000 | 3 | 5 | .600 | 1 | 4 | 5 | 2.4 | 2 | 0 | 1 | 1 | 0 | 5 | 3 | 3.1 | |
| at NC State | 12/1/21 | 14 | 3 | 6 | .500 | 0 | 3 | .000 | 0 | 1 | .000 | 1 | 1 | 2 | 2.4 | 5 | 1 | 0 | 2 | 1 | 1 | 6 | 3.5 | |
| at Indiana | 12/4/21 | 17 | 2 | 3 | .667 | 0 | 1 | .000 | 1 | 1 | 1.000 | 0 | 4 | 4 | 2.6 | 4 | 0 | 0 | 1 | 0 | 5 | 3.7 | | |
| Michigan | 12/7/21 | 14 | 2 | 7 | .286 | 0 | 2 | .000 | 0 | 0 | .000 | 3 | 1 | 4 | 2.7 | 1 | 0 | 0 | 1 | 0 | 2 | 4 | 3.7 | |
| vs. No. 18 Auburn | 12/11/21 | DNP | | | | | | | | | | | | | | | | | | | | | | |
| Totals | | 0 | 157 | 14 | 39 | .359 | 3 | 20 | .150 | 6 | 12 | .500 | 7 | 20 | 27 | 2.7 | 33 | 2 | 6 | 7 | 6 | 10 | 37 | 3.7 |

SEASON/NEB/CAREER HIGHS

| | |
|---------------------|------------------------------|
| Points | 9, Idaho State (11/19/21) |
| Season: | 9, Idaho State (11/19/21) |
| Rebounds | 5, South Dakota (11/27/21) |
| Season: | 5, South Dakota (11/27/21) |
| Field Goals | 3, Two times (last, 12/1/21) |
| Season: | 3, Two times (last, 12/1/21) |
| 3-Point Field Goals | 2, Idaho State (11/19/21) |
| Season: | 2, Idaho State (11/19/21) |
| Free Throws | 3, South Dakota (11/27/21) |
| Season: | 3, South Dakota (11/27/21) |
| Free Throw Attempts | 5, South Dakota (11/27/21) |
| Season: | 5, South Dakota (11/27/21) |
| Assists | 2, Idaho State (11/19/21) |
| Season: | 2, Idaho State (11/19/21) |
| Steals | 5, South Dakota (11/27/21) |
| Season: | 5, South Dakota (11/27/21) |
| Blocks | 2, Creighton (11/16/21) |
| Season: | 2, Creighton (11/16/21) |
| Minutes Played | 21, South Dakota (11/27/21) |
| Season: | 21, South Dakota (11/27/21) |

NOTING WILHELM BREIDENBACH

- Top 100 recruit who brings a combination of size and skill along with a high basketball IQ
- Will likely miss the remainder of the season following a leg injury suffered in the second half of the Michigan game on Dec. 7
- Had four points and four rebounds against Michigan before leaving the game early in the second half
- Gave NU 17 good minutes off the bench with five points, four boards and a blocked shot against Indiana
- Had six points, two rebounds and a blocked shot in 14 minutes before fouling out at NC State
- Made a major impact vs. South Dakota without taking a shot, setting season bests in steals (five), rebounds (five) and minutes (21)
- Played just nine minutes because of foul trouble vs. Tennessee State
- Finished with four points and four rebounds in 19 minutes against Southern
- Had nine points, three boards and two assists vs. Idaho State, scoring six of his points in an 11-0 first half run
- Finished with three points, two boards, two assists and two blocked shots in 18 minutes against Creighton
- Totaled three points, three boards, a block and steal in 17 minutes against Sam Houston
- A four-star prospect, he ranked No. 75 in the 2021 ESPN100 and was ranked No. 97 nationally in the 247Sports Composite, which combines all of the major recruiting services
- Was a four-year starter at Mater Dei High School and legendary Coach Gary McKnight, scoring nearly 1,300 points and more than 750 rebounds
- Starred in a frontcourt with three Division I signees, averaging 15.5 points, 7.0 rebounds and 2.8 assists per game in 21 contests before suffering a season-ending knee injury after Mater Dei was 24-0
 - Averaged 11.9 points and 8.0 rebounds per game during his junior season, as Mater Dei went 25-8 and reached the CIF Open Division Regional semifinals
 - Played his AAU ball with Team Why Not on the EYBL circuit, helping the team to a runner-up finish in the 2019 Peach Jam
 - Selected NU over Marquette, Michigan, Cal and Utah



CAREER STATS

| Year | GP | GS | Min | Avg | Total | | | 3FG | 3FGA | Pct | FT | FTA | Pct | Rebounds | | PF | FO | Ast | TO | Blk | Stl | Pts | Avg |
|---------|-----|----|-----|-----|-------|-----|-----|-----|------|-----|----|-----|-----|----------|-----|----|----|-----|----|-----|-----|-----|-----|
| | | | | | FG | FGA | Pct | | | | | | | Off | Def | | | | | | | | |
| 2021-22 | DNP | | | | | | | | | | | | | | | | | | | | | | |

MISC. STATS

| Category | 2021-22 | Career |
|--------------------------|---------|--------|
| Double-Figure Scoring | 0 | 0 |
| Double-Figure Rebounding | 0 | 0 |
| Double-Figure Assists | 0 | 0 |
| Double-Doubles | 0 | 0 |
| Led NU in Scoring | 0 | 0 |
| Led NU in Rebounding | 0 | 0 |
| Led NU in Assists | 0 | 0 |
| 20+ Point Games | 0 | 0 |
| 30+ Point Games | 0 | 0 |

2021-22 GAME-BY-GAME TOTALS

| Opponent | Date | GS | Min | TOTAL | | | 3-PTS | | | FT | FTA | Pct | REBOUNDS | | PF | FO | A | TO | Blk | Stl | Pts | Avg |
|-------------------|----------|----|-----|-------|-----|-----|-------|-----|-----|----|-----|-----|----------|-----|----|----|---|----|-----|-----|-----|-----|
| | | | | FG | FGA | Pct | 3FG | FGA | Pct | | | | Off | Def | | | | | | | | |
| W. Illinois | 11/9/21 | | | DNP | | | | | | | | | | | | | | | | | | |
| Sam Houston | 11/12/21 | | | DNP | | | | | | | | | | | | | | | | | | |
| Creighton | 11/16/21 | | | DNP | | | | | | | | | | | | | | | | | | |
| Idaho State | 11/19/21 | | | DNP | | | | | | | | | | | | | | | | | | |
| Southern | 11/21/21 | | | DNP | | | | | | | | | | | | | | | | | | |
| Tennessee State | 11/23/21 | | | DNP | | | | | | | | | | | | | | | | | | |
| South Dakota | 11/23/21 | | | DNP | | | | | | | | | | | | | | | | | | |
| at NC State | 12/1/21 | | | DNP | | | | | | | | | | | | | | | | | | |
| at Indiana | 12/4/21 | | | DNP | | | | | | | | | | | | | | | | | | |
| Michigan | 12/7/21 | | | DNP | | | | | | | | | | | | | | | | | | |
| vs. No. 18 Auburn | 12/11/21 | | | DNP | | | | | | | | | | | | | | | | | | |

SEASON/NEB/CAREER HIGHS

| | |
|---------------------|------|
| Points | None |
| Season: | None |
| Rebounds | None |
| Season: | None |
| Field Goals | None |
| Season: | None |
| 3-Point Field Goals | None |
| Season: | None |
| Free Throws | None |
| Season: | None |
| Free Throw Attempts | None |
| Season: | None |
| Assists | None |
| Season: | None |
| Steals | None |
| Season: | None |
| Blocks | None |
| Season: | None |
| Minutes Played | None |
| Season: | None |

NOTING OLEG KOJENETS

- Seven-foot center who provides frontcourt depth and an evolving skill set
- Has not played in NU's first 11 games and will likely redshirt
- Was a three-star recruit by both 247Sports and Rivals and was ranked in the top-100 nationally by 247Sports prior to his senior season. He was rated No. 208 nationally and the No. 26 center nationally, in the 2020-21 247Sports Composite
 - Was limited to just nine games at Western Reserve Academy in Ohio because of COVID-19, but teamed with Wisconsin freshman Markus Ilver
- Played for Zalgiris Kaunas' U-18 team at the 2020 adidas Next Generation Tournament, averaging 6.8 points on 50 percent shooting and 4.0 rebounds per game
- Represented Lithuania at the 2019 FIBA U16 European Championships, averaging 9.1 points, 6.3 rebounds and 1.7 blocked shots per game while shooting 49 percent from the field
- Both parents played at UNC Wilmington, as his father (Aleh) was a 6-foot-11 center who played in 114 games and an NCAA Tournament appearance in 2000 before playing professionally overseas
- His mother (Jurgita), was a 6-foot-6 center who holds the school record with 10 blocked shots in a game and ranks in the top-five at UNCW for blocks in season (71, 1998-99) and career (122, 1997-2000).

#35 - EDUARDO ANDRE | FR. | F | 6-11 | 236 | LONDON, ENGLAND



CAREER STATS

| Year | GP | GS | Min | Avg | Total | | | | | Rebounds | | | | | PF | FO | Ast | TO | Blk | Stl | Pts | Avg | | | |
|--------------|-----------|----------|------------|------------|-----------|-----------|-------------|----------|----------|-------------|-----------|-----------|-------------|-----------|-----------|-----------|------------|-----------|----------|-----------|-----------|----------|-----------|-----------|------------|
| | | | | | FG | FGA | Pct | 3FG | 3FGA | Pct | FT | FTA | Pct | Off | | | | | | | | | Def | Tot | Avg |
| 2020-21 | 20 | 0 | 176 | 8.8 | 22 | 34 | .647 | 0 | 0 | .000 | 9 | 20 | .450 | 12 | 31 | 43 | 2.2 | 41 | 1 | 9 | 9 | 5 | 5 | 53 | 2.7 |
| 2021-22 | 9 | 0 | 101 | 11.2 | 10 | 22 | .455 | 0 | 1 | .000 | 13 | 20 | .650 | 13 | 17 | 30 | 3.3 | 15 | 1 | 2 | 12 | 2 | 5 | 33 | 3.7 |
| TOTAL | 29 | 0 | 277 | 9.6 | 32 | 56 | .571 | 0 | 1 | .000 | 22 | 40 | .550 | 25 | 48 | 73 | 2.5 | 56 | 2 | 11 | 21 | 7 | 10 | 86 | 3.0 |

MISC. STATS

| Category | 2021-22 | Career |
|--------------------------|---------|--------|
| Double-Figure Scoring | 1 | 1 |
| Double-Figure Rebounding | 0 | 0 |
| Double-Figure Assists | 0 | 0 |
| Double-Doubles | 0 | 0 |
| Led NU in Scoring | 0 | 0 |
| Led NU in Rebounding | 0 | 0 |
| Led NU in Assists | 0 | 0 |
| 20+ Point Games | 0 | 0 |
| 30+ Point Games | 0 | 0 |

2021-22 GAME-BY-GAME TOTALS

| Opponent | Date | GS | Min | TOTAL | | | 3-PTS | | | FT | FTA | Pct | REBOUNDS | | | PF | FO | A | TO | Blk | Stl | Pts | Avg | |
|-------------------|----------|----------|------------|-----------|-----------|-------------|----------|----------|-------------|-----------|-----------|-------------|-----------|-----------|-----------|------------|-----------|----------|----------|-----------|----------|----------|-----------|------------|
| | | | | FG | FGA | Pct | 3FG | 3FGA | Pct | | | | Off | Def | Tot | | | | | | | | | Avg |
| W. Illinois | 11/9/21 | | DNP | | | | | | | | | | | | | | | | | | | | | |
| Sam Houston | 11/12/21 | 15 | 3 | 4 | .750 | 0 | 0 | .000 | 5 | 6 | .833 | 2 | 5 | 7 | 7.0 | 0 | 0 | 0 | 0 | 1 | 1 | 11 | 11.0 | |
| Creighton | 11/16/21 | 13 | 1 | 5 | .200 | 0 | 0 | .000 | 2 | 2 | 1.000 | 0 | 3 | 3 | 5.0 | 1 | 0 | 0 | 1 | 0 | 1 | 4 | 7.5 | |
| Idaho State | 11/19/21 | 5 | 0 | 2 | .000 | 0 | 1 | .000 | 0 | 0 | .000 | 2 | 0 | 2 | 4.0 | 2 | 0 | 0 | 2 | 0 | 0 | 0 | 5.0 | |
| Southern | 11/21/21 | 13 | 4 | 5 | .800 | 0 | 0 | .000 | 0 | 0 | .000 | 1 | 1 | 2 | 3.5 | 2 | 0 | 1 | 0 | 0 | 0 | 8 | 5.8 | |
| Tennessee State | 11/23/21 | 5 | 0 | 0 | .000 | 0 | 0 | .000 | 1 | 2 | .500 | 1 | 0 | 1 | 3.0 | 1 | 0 | 0 | 1 | 0 | 0 | 1 | 4.8 | |
| South Dakota | 11/27/21 | 12 | 1 | 2 | .500 | 0 | 0 | .000 | 1 | 4 | .250 | 2 | 3 | 5 | 3.3 | 2 | 0 | 0 | 0 | 0 | 0 | 3 | 4.5 | |
| at NC State | 12/1/21 | | DNP | | | | | | | | | | | | | | | | | | | | | |
| at Indiana | 12/4/21 | 14 | 1 | 2 | .500 | 0 | 0 | .000 | 0 | 0 | .000 | 1 | 2 | 3 | 3.3 | 1 | 0 | 1 | 2 | 0 | 2 | 2 | 4.1 | |
| Michigan | 12/7/21 | 12 | 0 | 0 | .000 | 0 | 0 | .000 | 4 | 6 | .667 | 4 | 2 | 6 | 3.6 | 5 | 1 | 0 | 2 | 1 | 1 | 4 | 4.1 | |
| vs. No. 18 Auburn | 12/11/21 | 12 | 0 | 2 | .000 | 0 | 0 | .000 | 0 | 0 | .000 | 0 | 1 | 1 | 3.3 | 1 | 0 | 0 | 4 | 0 | 0 | 0 | 3.7 | |
| Totals | | 0 | 101 | 10 | 22 | .455 | 0 | 1 | .000 | 13 | 20 | .650 | 13 | 17 | 30 | 3.3 | 15 | 1 | 2 | 12 | 2 | 5 | 33 | 3.7 |

SEASON/NEB/CAREER HIGHS

| | |
|----------------------------|--------------------------------------|
| Points | Season: 11, Sam Houston (11/12/21) |
| NEB Career: | Same |
| Rebounds | Season: 7, Sam Houston (11/12/21) |
| NEB Career: | Same |
| Field Goals | Season: 4, Southern (11/21/21) |
| NEB Career: | 4, Two times (last, 11/21/21) |
| 3-Point Field Goals | Season: None |
| NEB Career: | Same |
| Free Throws | Season: 5, Sam Houston (11/12/21) |
| NEB Career: | Same |
| Free Throw Attempts | Season: 6, Two times (last, 12/7/21) |
| NEB Career: | Same |
| Assists | Season: 1, Two times (last, 12/4/21) |
| NEB Career: | 2, Two times (last, 3/4/21) |
| Steals | Season: 2, at Indiana (12/4/21) |
| NEB Career: | 2, Two times (last, 12/4/21) |
| Blocks | Season: 1, Sam Houston (11/12/21) |
| NEB Career: | 2, Doane (12/17/20) |
| Minutes Played | Season: 15, Sam Houston (11/12/21) |
| NEB Career: | 15, Four times (last, 11/12/21) |

NOTING EDUARDO ANDRE

- Second-year freshman who possesses size (6-foot-11) and wingspan (7-foot-5) while adding nearly 15 pounds from last season
- Did not score in 12 minutes of work against No. 18 Auburn
- Totaled four points and six rebounds - including four offensive boards - against Michigan
- Had three rebounds, two steals and a basket in 14 minutes at Indiana
- Gave the Huskers good minutes against South Dakota, grabbing five rebounds and adding two points in 12 minutes
- Hit 4-of-5 shots and grabbed two rebounds in 13 minutes against Southern
- Grabbed two offensive rebounds in five minutes off the bench against Idaho
- Had four points and three boards in 13 minutes against Creighton
- Put together one of his best games in the win over Sam Houston, setting career highs in points (11) and rebounds (seven) in 15 minutes, providing a spark off the bench
- Appeared in 20 games as a true freshman, averaging 2.7 points on nearly 65 percent shooting and 2.2 rebounds per game
- Played more extensively in the final stretch of the year, averaging 4.7 ppg on 80 percent shooting and 2.8 rpg over his final six contests
- Played one of his best games of the 2020-21 season against Minnesota with seven points and six boards in 15 minutes
- Made his debut against Doane on Dec. 17, 2020, finishing with nine points on 4-of-4 shooting, four rebounds and two blocked shots after missing NU's first six games due to Big Ten protocols
- Three-star recruit who averaged 10.3 points, 9.8 rebounds and 3.9 blocked shots per game at AZ Compass Prep as a high school senior in 2019-20
- Moved to America prior to his sophomore season and spent two years at Woodrow Wilson High School in Dallas, averaging 12.3 points, 11.5 rebounds and 4.3 blocks per game and was named district defensive player of the year
- Was a late bloomer to the sport, as he didn't start playing basketball competitively until he was 14 years old and grew up playing soccer
- Chose NU over offers from Illinois, Maryland and Texas A&M among others

#4 - JACKSON CRONIN | FR. | G | 6-1 | 187 | GREAT NECK, N.Y.



CAREER STATS

| Year | GP | GS | Min | Avg | Total | | | | | | | Rebounds | | | | | | | | | | | | | | | | | | |
|--------------|----------|----------|----------|------------|----------|----------|-------------|----------|----------|-------------|----------|----------|-------------|----------|----------|-------------|----------|----------|----------|------------|----------|----------|----------|----------|----------|----------|----------|----------|------------|-----|
| | | | | | FG | FGA | Pct | 3FG | 3FGA | Pct | FT | FTA | Pct | Off | Def | Tot | Avg | PF | FO | Ast | TO | Blk | Stl | Pts | Avg | | | | | |
| 2021-22 | 5 | 0 | 6 | 1.2 | 0 | 1 | .000 | 0 | 0 | .000 | 0 | 0 | .000 | 0 | 0 | .000 | 0 | 1 | 1 | 0.2 | 0 | 0 | 0 | 0 | 0 | 0 | 0 | 0 | 0 | 0.0 |
| TOTAL | 5 | 0 | 6 | 1.2 | 0 | 1 | .000 | 0 | 0 | .000 | 0 | 0 | .000 | 0 | 0 | .000 | 0 | 1 | 1 | 0.2 | 0 | 0 | 0 | 0 | 0 | 0 | 0 | 0 | 0.0 | |

NOTING JACKSON CRONIN

- One of two walk-ons added this season, as Cronin earned first-team all-county honors after averaging 21.3 points, 8.0 rebounds and 6.1 assists per game at Great Neck North High School in 2020-21
- Was a four-year performer and two-time All-Nassau County selection, averaging more than 20 points per game as a junior and senior
- Played in the Maccabi Pan American games in 2019 for the U16 USA Team, earning a gold medal.
- Father (Steve) played collegiately at Tufts

#12 - SAM HOIBERG | FR. | G | 6-0 | 184 | LINCOLN, NEB.



CAREER STATS

| Year | GP | GS | Min | Avg | Total | | | | | | | Rebounds | | | | | | | | | | | | | | | | | | |
|--------------|------------|----|-----|-----|-------|-----|-----|-----|------|-----|----|----------|-----|-----|-----|-----|-----|----|----|-----|----|-----|-----|-----|-----|--|--|--|--|--|
| | | | | | FG | FGA | Pct | 3FG | 3FGA | Pct | FT | FTA | Pct | Off | Def | Tot | Avg | PF | FO | Ast | TO | Blk | Stl | Pts | Avg | | | | | |
| 2021-22 | DNP | | | | | | | | | | | | | | | | | | | | | | | | | | | | | |
| TOTAL | DNP | | | | | | | | | | | | | | | | | | | | | | | | | | | | | |

NOTING SAM HOIBERG

- Walk-on who is in his first season at Nebraska after averaging 14.9 points, 4.2 rebounds and 3.8 assists at Lincoln Pius X High School in 2020-21
- Garnered honorable-mention all-state honors as a senior helping the school to an 18-4 mark and berth in the Class A (largest class) state tournament
- Was a two-year starter at Pius X, averaging 14.5 ppg, 4.5 rpg and 3.5 apg in his first season at the school after moving to Lincoln
- Is an accomplished golfer who helped Pius X to state runner-up honors in 2021
- Is the son of NU Head Coach Fred Hoiberg, who played collegiately at Iowa State and in the NBA for a decade, while his oldest brother Jack, spent four seasons at Michigan State before transferring to UT-Arlington for the 2021-22 campaign

#15 - CHRIS MCGRAW | SO. | G | 6-0 | 176 | COLUMBUS, OHIO



CAREER STATS


| Year | GP | GS | Min | Avg | Total | | | | | | | Rebounds | | | | | | | | | | | | | | | | | |
|--------------|----------|----------|-----------|------------|----------|----------|-------------|----------|----------|-------------|----------|----------|-------------|----------|----------|-------------|----------|----------|----------|------------|----------|----------|----------|----------|----------|----------|----------|------------|-----|
| | | | | | FG | FGA | Pct | 3FG | 3FGA | Pct | FT | FTA | Pct | Off | Def | Tot | Avg | PF | FO | Ast | TO | Blk | Stl | Pts | Avg | | | | |
| 2018-19* | 4 | 0 | 6 | 1.5 | 0 | 1 | .000 | 0 | 0 | .000 | 0 | 0 | .000 | 0 | 0 | .000 | 0 | 0 | 0 | 0.0 | 0 | 0 | 0 | 2 | 0 | 0 | 0 | 0 | 0.0 |
| 2021-22 | 5 | 0 | 7 | 1.4 | 0 | 0 | .000 | 0 | 0 | .000 | 0 | 0 | .000 | 0 | 0 | .000 | 0 | 0 | 0 | 0.0 | 0 | 0 | 1 | 0 | 0 | 0 | 0 | 0.0 | |
| TOTAL | 5 | 0 | 7 | 1.4 | 0 | 0 | .000 | 0 | 0 | .000 | 0 | 0 | .000 | 0 | 0 | .000 | 0 | 0 | 0 | 0.0 | 0 | 0 | 1 | 0 | 0 | 0 | 0 | 0.0 | |
| ALL | 9 | 0 | 13 | 1.4 | 0 | 1 | .000 | 0 | 0 | .000 | 0 | 0 | .000 | 0 | 0 | .000 | 0 | 0 | 0 | 0.0 | 0 | 0 | 1 | 2 | 0 | 0 | 0 | 0.0 | |

* Statistics from Ohio University

NOTING CHRIS MCGRAW

- Walk-on who is in his second season at Nebraska after transferring from Division III Otterbein University, where he did not play last season because of injury
- Began his collegiate career at Ohio University in 2018-19, playing in four games and recording two assists in six minutes of action
- Was a teammate of Trey McGowens at Hargrave Military Academy in 2017-18, as the team went 33-4 and was ranked fourth nationally

#21 - JACE PIATKOWSKI | R-FR. | G | 6-3 | 177 | OMAHA, NEB.



CAREER STATS

| Year | GP | GS | Min | Avg | Total | | | | | | | Rebounds | | | | | | | | | | | | | |
|--------------|-----------|----------|-----------|------------|----------|----------|--------------|----------|----------|--------------|----------|----------|-------------|----------|----------|----------|------------|----------|----------|----------|----------|----------|----------|----------|------------|
| | | | | | FG | FGA | Pct | 3FG | 3FGA | Pct | FT | FTA | Pct | Off | Def | Tot | Avg | PF | FO | Ast | TO | Blk | Stl | Pts | Avg |
| 2020-21 | 10 | 0 | 18 | 1.8 | 1 | 1 | 1.000 | 1 | 1 | 1.000 | 1 | 2 | .500 | 1 | 1 | 2 | 0.2 | 0 | 0 | 0 | 1 | 0 | 0 | 4 | 0.4 |
| 2021-22 | DNP | | | | | | | | | | | | | | | | | | | | | | | | |
| TOTAL | 10 | 0 | 18 | 1.8 | 1 | 1 | 1.000 | 1 | 1 | 1.000 | 1 | 2 | .500 | 1 | 1 | 2 | 0.2 | 0 | 0 | 0 | 1 | 0 | 0 | 4 | 0.4 |

NOTING JACE PIATKOWSKI

- Third-year walk-on who played in 10 games in 2020-21, including seven times in Big Ten play
- Made his debut and hit a 3-pointer in a season-high four minutes against McNeese State
- Played at Elkhorn South, averaging 18.6 points and 3.3 rebounds per game as a senior, to earn honorable-mention all-state honors from the Omaha World-Herald
- His father (Eric) played at Nebraska from 1991-94 and spent 14 years in the NBA
- The elder Piatkowski ranks second in school history with 1,934 points and was a two-time All-Big Eight pick and 1994 Big Eight Tournament MVP

2021-22 BOXSCORES

WESTERN ILLINOIS 75, NEBRASKA 74



Official Basketball Box Score - Final
Western Ill. at Nebraska
11/19/21 Pinnacle Bank Arena, Lincoln
Nebraska vs. Western Ill.

Game Time: 7:01 PM
Game Duration: 2:08
Attendance: 15,312

Officials: Steve Munkins, John Floyd, Scott Still

Western Ill. - 75

Record: 1-0

| NO. Name | Min | FG | | 3P | | FT | | Rebounds | | Fouls | | TP | AS | TO | ST | Blocks | | +/- |
|-------------------|-------|-------|------|------|-----|-----|-----|----------|----|-------|----|----|----|----|----|--------|----|-----|
| | | M-A | M-A | M-A | M-A | OR | DR | OR | DR | PF | FD | | | | | BS | BA | |
| 2 Tarnell Pearson | 25:02 | 3-9 | 0-2 | 0-0 | 2-2 | 4-4 | 1-1 | 6 | 2 | 2 | 2 | 1 | 0 | 1 | 0 | 1 | 12 | |
| 25 Will Carius | 32:43 | 4-15 | 2-8 | 1-3 | 3-3 | 6-6 | 5-2 | 11 | 1 | 3 | 0 | 0 | 0 | 0 | 0 | -1 | | |
| 44 Luka Barsic | 15:37 | 5-11 | 2-6 | 0-0 | 2-7 | 9-9 | 2-1 | 12 | 1 | 2 | 1 | 0 | 0 | 0 | 1 | | | |
| 15 Colton Sandage | 17:54 | 3-9 | 1-6 | 0-0 | 1-2 | 3-3 | 5-0 | 7 | 3 | 1 | 0 | 0 | 0 | 0 | 5 | | | |
| 5 Trenton Massner | 32:49 | 8-16 | 4-8 | 1-3 | 0-8 | 8-8 | 5-4 | 21 | 1 | 4 | 0 | 0 | 0 | 0 | 0 | 6 | | |
| 11 Jadrian Flores | 15:36 | 1-2 | 0-1 | 0-1 | 2-4 | 6-6 | 4-2 | 2 | 2 | 1 | 2 | 0 | 1 | 0 | 1 | -5 | | |
| 24 George Dixon | 21:52 | 3-4 | 0-0 | 2-3 | 7-2 | 9-9 | 3-1 | 8 | 0 | 3 | 0 | 0 | 0 | 0 | 0 | -9 | | |
| 22 KJ Lee | 08:41 | 0-2 | 0-1 | 1-2 | 0-2 | 2-2 | 1-1 | 1 | 1 | 0 | 0 | 0 | 0 | 0 | 0 | -4 | | |
| 3 Cameron Burrell | 20:58 | 3-8 | 0-0 | 1-2 | 5-3 | 8-8 | 1-4 | 7 | 0 | 1 | 2 | 1 | 0 | 0 | 0 | -10 | | |
| 13 Braden Lamar | 04:48 | 0-1 | 0-1 | 0-0 | 0-0 | 0-0 | 1-0 | 0 | 0 | 0 | 1 | 0 | 0 | 0 | 0 | 4 | | |
| Team | | | | | 1 | 1 | 2 | | | | 0 | | | | | | | |
| Totals | | 30-77 | 9-33 | 6-14 | 23 | 34 | 57 | 25 | 18 | 75 | 11 | 18 | 7 | 1 | 3 | 1 | | |

Technical Fouls: NONE

| Shooting By Period | |
|--------------------|-------------|
| 1st FG% | 13-38 34.2% |
| 3PT% | 3-15 20.0% |
| FT% | 4-8 50% |
| 2nd FG% | 17-39 43.6% |
| 3PT% | 6-18 33.3% |
| FT% | 2-6 33.3% |
| GM FG% | 30-77 39.0% |
| 3PT% | 9-33 27.3% |
| FT% | 6-14 42.9% |

Dead Ball Rebounds: 2-0

Nebraska - 74

Record: 0-1

| NO. Name | Min | FG | | 3P | | FT | | Rebounds | | Fouls | | TP | AS | TO | ST | Blocks | | +/- |
|------------------------|-------|-------|------|-------|-----|-----|-----|----------|----|-------|----|----|----|----|----|--------|----|-----|
| | | M-A | M-A | M-A | M-A | OR | DR | OR | DR | PF | FD | | | | | BS | BA | |
| 13 Derrick Walker | 28:13 | 1-3 | 0-1 | 2-2 | 2 | 6 | 8 | 2 | 4 | 0 | 1 | 0 | 1 | 0 | 0 | 0 | -5 | |
| 0 C.J. Wilcher | 32:12 | 2-4 | 2-4 | 1-2 | 0-3 | 3-3 | 1-7 | 1 | 3 | 0 | 0 | 0 | 0 | 0 | 0 | -6 | | |
| 1 Alonzo Verge Jr. | 34:28 | 9-20 | 1-2 | 7-9 | 2 | 11 | 13 | 2 | 5 | 26 | 5 | 3 | 0 | 1 | 1 | 6 | | |
| 2 Trey McGowens | 35:43 | 3-6 | 0-0 | 3-6 | 1 | 2 | 3 | 5 | 9 | 0 | 2 | 3 | 0 | 0 | 0 | 3 | | |
| 5 Bryce McGowens | 39:21 | 7-18 | 1-6 | 10-12 | 0 | 6 | 6 | 1 | 7 | 25 | 0 | 2 | 1 | 0 | 0 | -6 | | |
| 30 Keisei Tominaga | 17:53 | 1-5 | 1-5 | 0-0 | 0 | 1 | 1 | 0 | 4 | 3 | 0 | 0 | 3 | 0 | 0 | -1 | | |
| 32 Wilhelm Breidenbach | 11:38 | 0-3 | 0-2 | 0-0 | 0 | 0 | 0 | 4 | 1 | 0 | 0 | 1 | 1 | 1 | 0 | -4 | | |
| 23 Keon Edwards | 06:12 | 0-0 | 0-0 | 0-0 | 1 | 0 | 1 | 0 | 0 | 0 | 0 | 0 | 0 | 0 | 0 | -3 | | |
| 14 Trevor Lakes | 04:20 | 0-0 | 0-0 | 0-0 | 0 | 0 | 0 | 1 | 0 | 0 | 0 | 0 | 0 | 0 | 0 | -3 | | |
| Team | | | | | 1 | 1 | 2 | | | | 0 | | | | | | | |
| Totals | | 23-59 | 5-20 | 23-31 | 7 | 30 | 37 | 18 | 25 | 74 | 6 | 12 | 8 | 3 | 1 | -1 | | |

Technical Fouls: NONE

| Shooting By Period | |
|--------------------|-------------|
| 1st FG% | 11-33 33.3% |
| 3PT% | 2-11 18.2% |
| FT% | 8-9 88.9% |
| 2nd FG% | 12-26 46.2% |
| 3PT% | 3-9 33.3% |
| FT% | 15-22 68.2% |
| GM FG% | 23-59 39.0% |
| 3PT% | 5-20 25.0% |
| FT% | 23-31 74.2% |

Dead Ball Rebounds: 3-0

| | WU | NEB |
|------------------|---------------------------|----------------------------|
| Biggest lead | 7 (1 st 13:57) | 7 (1 st 6:54) |
| Best Scoring Run | 9 (2 nd 10:41) | 12 (1 st 11:37) |
| Lead Changes | 12 | |
| Times Tied | 9 | |
| Time with Lead | 19:02 | 16:37 |

| Points from | WU | NEB | Period by Period Scoring | | |
|---------------|-----|-----|--------------------------|-----|-----|
| | | | 1st | 2nd | TOT |
| Turnovers | 16 | 21 | | | |
| Paint | 42 | 30 | | | |
| Second Chance | 22 | 8 | | | |
| Fast Breaks | 2 | 13 | | | |
| Bench | 18 | 3 | | | |
| | WU | NEB | 33 | 42 | 75 |
| | NEB | WU | 32 | 42 | 74 |

NEBRASKA 74, SAM HOUSTON 65



Official Basketball Box Score - Final
Sam Houston at Nebraska
11/19/21 Pinnacle Bank Arena, Lincoln, NE
Nebraska vs. Sam Houston

Game Time: 7:31 PM
Game Duration: 2:10
Attendance: 15,474

Officials: Tim Stewart, Bryan Anselger, Kirk Smith

Sam Houston - 65

Record: 1-1

| NO. Name | Min | FG | | 3P | | FT | | Rebounds | | Fouls | | TP | AS | TO | ST | Blocks | | +/- |
|-----------------------|-------|-------|------|------|-----|-------|-----|----------|----|-------|----|----|-----|-----|----|--------|----|-----|
| | | M-A | M-A | M-A | M-A | OR | DR | OR | DR | PF | FD | | | | | BS | BA | |
| 12 Tristan Ikepe | 26:33 | 2-4 | 0-0 | 0-0 | 3-3 | 6-6 | 5-1 | 4 | 1 | 1 | 1 | 1 | 1 | 0 | 0 | -9 | | |
| 1 Savion Flagg | 35:37 | 12-22 | 5-10 | 2-6 | 3-8 | 11-25 | 2-5 | 31 | 2 | 6 | 1 | 0 | 2 | -12 | | | | |
| Demarkus Lampley | 35:59 | 2-14 | 2-9 | 1-2 | 0-4 | 4-2 | 0-7 | 2 | 2 | 0 | 0 | 2 | -13 | | | | | |
| 11 Javon May | 16:47 | 3-5 | 0-1 | 2-2 | 2-1 | 3-4 | 1-1 | 8 | 1 | 0 | 0 | 0 | 0 | -5 | | | | |
| 24 Donte Powers | 16:41 | 1-7 | 1-4 | 0-0 | 2-3 | 5-4 | 2-3 | 1 | 2 | 0 | 0 | 0 | 0 | 1 | 6 | | | |
| 13 Jaden Ray | 27:46 | 3-6 | 0-2 | 0-0 | 0-1 | 1-4 | 2-6 | 3 | 4 | 1 | 0 | 1 | -9 | | | | | |
| 40 Kian Scroggins | 13:11 | 0-0 | 0-0 | 2-4 | 1-7 | 8-5 | 3-2 | 0 | 1 | 0 | 0 | 0 | 0 | 0 | | | | |
| 2 Jarren Cook | 16:20 | 1-4 | 1-4 | 1-2 | 1-0 | 1-1 | 1-4 | 0 | 0 | 0 | 0 | 0 | 0 | 0 | 1 | | | |
| 10 Damon Nicholas Jr. | 05:51 | 0-2 | 0-0 | 0-0 | 1-0 | 1-2 | 0-0 | 0 | 0 | 0 | 1 | 0 | 0 | 0 | 7 | | | |
| 54 Kuba Karwowski | 05:16 | 0-0 | 0-0 | 0-0 | 0-0 | 0-0 | 1-0 | 0 | 0 | 0 | 1 | 0 | 0 | 0 | -1 | | | |
| Team | | | | | 3 | 2 | 5 | | | | 0 | | | | | | | |
| Totals | | 24-64 | 9-30 | 8-16 | 16 | 29 | 45 | 30 | 15 | 65 | 10 | 18 | 4 | 1 | 6 | -9 | | |

Technical Fouls: Team 2nd 9:01

Nebraska - 74

Record: 1-1

| NO. Name | Min | FG | | 3P | | FT | | Rebounds | | Fouls | | TP | AS | TO | ST | Blocks | | +/- |
|------------------------|-------|-------|------|-------|-----|----|----|----------|----|-------|----|----|----|----|----|--------|----|-----|
| | | M-A | M-A | M-A | M-A | OR | DR | OR | DR | PF | FD | | | | | BS | BA | |
| 11 Lat Mayen | 18:12 | 0-4 | 0-4 | 0-0 | 0 | 0 | 0 | 0 | 0 | 0 | 0 | 1 | 0 | 0 | 0 | 8 | | |
| 13 Derrick Walker | 19:39 | 2-2 | 0-0 | 3-4 | 3 | 5 | 8 | 4 | 4 | 7 | 0 | 2 | 1 | 2 | 0 | 11 | | |
| 1 Alonzo Verge Jr. | 30:26 | 4-16 | 0-4 | 5-8 | 0 | 1 | 1 | 1 | 6 | 13 | 7 | 3 | 4 | 0 | 0 | 17 | | |
| 2 Trey McGowens | 32:50 | 2-5 | 0-0 | 4-6 | 0 | 9 | 9 | 2 | 6 | 8 | 2 | 2 | 0 | 1 | -1 | | | |
| 5 Bryce McGowens | 35:42 | 9-13 | 4-7 | 7-9 | 1 | 4 | 5 | 2 | 7 | 29 | 1 | 1 | 0 | 1 | 15 | | | |
| 0 C.J. Wilcher | 18:48 | 1-4 | 0-3 | 1-2 | 1 | 3 | 4 | 0 | 1 | 3 | 0 | 1 | 0 | 0 | -3 | | | |
| 30 Keisei Tominaga | 10:08 | 0-2 | 0-2 | 0-0 | 1 | 1 | 2 | 0 | 0 | 0 | 0 | 0 | 0 | 0 | -9 | | | |
| 32 Wilhelm Breidenbach | 16:59 | 1-3 | 0-1 | 1-1 | 1 | 2 | 3 | 5 | 2 | 3 | 0 | 1 | 1 | 0 | 3 | | | |
| 23 Keon Edwards | 02:16 | 0-1 | 0-1 | 0-0 | 0 | 0 | 0 | 2 | 0 | 0 | 0 | 0 | 0 | 0 | -2 | | | |
| 35 Eduardo Andre | 15:00 | 3-4 | 0-0 | 5-6 | 2 | 5 | 7 | 0 | 4 | 11 | 0 | 0 | 1 | 1 | 6 | | | |
| Team | | | | | 1 | 0 | 1 | | | | 0 | | | | | | | |
| Totals | | 22-54 | 4-22 | 26-36 | 10 | 30 | 40 | 16 | 30 | 74 | 10 | 11 | 8 | 6 | 1 | 9 | | |

Technical Fouls: McGowens 2nd 19:27

| Biggest lead | SHSU | NEB | Period by Period Scoring | | |
|---------------|------|------|--------------------------|-----|-----|
| | | | 1st | 2nd | TOT |
| Turnovers | 8 | 18 | | | |
| Paint | 24 | 36 | | | |
| Second Chance | 14 | 14 | | | |
| Fast Breaks | 2 | 6 | | | |
| Bench | 12 | 17 | | | |
| | SHSU | NEB | 33 | 33 | 65 |
| | NEB | SHSU | 27 | 47 | 74 |

Game Notes: Pop warning Sam Houston #40 2nd half 11:58

CREIGHTON 77, NEBRASKA 69



Official Basketball Box Score - Final
Creighton at Nebraska
11/19/21 Pinnacle Bank Arena, Lincoln
Nebraska vs. Creighton

Game Time: 6:01 PM
Game Duration: 1:51
Attendance: 15,939

Officials: Pat Driscoll, Tim Cougherty, Earl Watson

Creighton - 77

Record: 3-0

| NO. Name | Min | FG | | 3P | | FT | | Rebounds | | Fouls | | TP | AS | TO | ST | Blocks | | +/- |
|---------------------|-------|------|-----|-----|-----|----|----|----------|----|-------|----|----|----|----|----|--------|----|-----|
| | | M-A | M-A | M-A | M-A | OR | DR | OR | DR | PF | FD | | | | | BS | BA | |
| 24 Arthur Kaluma | 12:07 | 2-3 | 0-0 | 0-1 | 0 | 0 | 0 | 3 | 1 | 4 | 0 | 2 | 0 | 1 | 0 | 2 | | |
| 44 Ryan Hawkins | 36:22 | 5-10 | 3-7 | 2-2 | 6 | 4 | 10 | 3 | 11 | 15 | 5 | 0 | 1 | 2 | 1 | 7 | | |
| 11 Ryan Kalkbrenner | 26:50 | 5-9 | 0-0 | 2-4 | 4 | 5 | 9 | 1 | 3 | 12 | 1 | 1 | 0 | 3 | 2 | 12 | | |
| 2 Ryan Nembhard | 33:24 | 6-11 | 4-5 | 6-9 | 1 | 4 | 5 | 3 | 8 | 22 | 5 | 5 | 2 | 0 | 0 | 6 | | |
| 5 Alex O'Connell | 36:55 | 5-14 | 2-8 | 1-2 | 0 | 9 | 9 | 0 | 1 | 13 | 2 | 4 | 1 | 0 | 0 | 8 | | |
| 1 KeyShawn Feazell | 10:56 | 1-3 | | | | | | | | | | | | | | | | |

NEBRASKA 82, SOUTHERN 59



Official Basketball Box Score - Final
Southern U. at Nebraska
11/21/21 Pinnacle Bank Arena, Lincoln
Nebraska vs. Southern

Game Time: 3:01 PM
Game Duration: 1:53
Attendance: 15,265

Officials: Larry Scrotto, Kelly Pfeifer, King Whitehouse

Southern U. - 59

| NO. | Name | Min | FG | | | 3P | | | FT | | | Rebounds | | Fouls | | TP | AS | TO | ST | Blocks | | | +/- |
|--------|----------------------|-------|-------|------|------|-----|-----|-----|-----|----|----|----------|----|-------|----|----|----|-----------------------|----|--------|---|-----|-----|
| | | | M/A | M/A | M/A | M/A | M/A | M/A | M/A | OR | DR | PF | FF | BS | BA | | | | | BA | | | |
| 0 | Terrill Williams Jr. | 33:57 | 3-10 | 0-2 | 2-2 | 0 | 4 | 4 | 4 | 2 | 8 | 2 | 2 | 2 | 0 | 0 | 0 | 0 | 0 | 0 | 0 | 0 | -28 |
| 12 | Damien Sears | 16:20 | 0-2 | 0-0 | 0-0 | 1 | 2 | 3 | 3 | 0 | 0 | 0 | 2 | 0 | 0 | 0 | 0 | 0 | 0 | 0 | 0 | 0 | -9 |
| 3 | P.J. Byrd | 34:08 | 1-6 | 0-2 | 0-0 | 1 | 4 | 5 | 2 | 1 | 2 | 6 | 2 | 0 | 0 | 0 | 0 | 0 | 0 | 0 | 0 | -16 | |
| 5 | Jayden Saddler | 30:10 | 4-12 | 0-0 | 0-0 | 1 | 4 | 5 | 3 | 4 | 8 | 3 | 3 | 0 | 0 | 0 | 1 | 0 | 0 | 0 | 0 | -20 | |
| 25 | Tyrone Lyons | 20:04 | 4-9 | 1-2 | 0-0 | 2 | 2 | 2 | 2 | 1 | 9 | 0 | 0 | 0 | 1 | 1 | 0 | 0 | 0 | 0 | 0 | -1 | |
| 32 | Brian Whitley | 23:45 | 5-14 | 1-11 | 3-3 | 1 | 2 | 3 | 3 | 3 | 17 | 1 | 2 | 1 | 1 | 0 | 1 | 0 | 0 | 0 | 0 | -5 | |
| 2 | JQuan Ewing | 23:40 | 4-7 | 0-1 | 2-2 | 2 | 3 | 5 | 1 | 3 | 10 | 0 | 4 | 1 | 0 | 0 | 1 | 0 | 0 | 0 | 0 | -14 | |
| 4 | Isaiah Rollins | 06:33 | 0-3 | 0-2 | 0-0 | 0 | 1 | 1 | 1 | 3 | 0 | 0 | 0 | 0 | 0 | 0 | 0 | 0 | 0 | 0 | 0 | -6 | |
| 30 | Brendon Brooks | 08:16 | 1-1 | 1-1 | 1-1 | 0 | 0 | 0 | 0 | 1 | 3 | 4 | 0 | 0 | 0 | 0 | 0 | 0 | 0 | 0 | 0 | -5 | |
| 20 | Gavin Harris | 03:07 | 0-1 | 0-0 | 1-2 | 0 | 0 | 0 | 0 | 1 | 1 | 1 | 0 | 0 | 0 | 0 | 0 | 0 | 0 | 0 | 0 | -4 | |
| Team | | | | | | 2 | | | 2 | | | 0 | | 0 | | | | | | | | 0 | |
| Totals | | | 22-65 | 6-21 | 9-10 | 8 | 22 | 30 | 23 | 18 | 59 | 12 | 16 | 5 | 1 | 3 | 23 | Technical Fouls: NONE | | | | | |

| Shooting By Period | |
|--------------------|-------------|
| 1st FG% | 10-30 33.3% |
| 3PT% | 1-7 14.3% |
| FT% | 1-1 100% |
| 2nd FG% | 12-35 34.3% |
| 3PT% | 5-14 35.7% |
| FT% | 8-9 88.9% |
| GM FG% | 22-65 33.8% |
| 3PT% | 6-21 28.6% |
| FT% | 9-10 90.0% |

Dead Ball Rebounds: 1-0

Nebraska - 82

| NO. | Name | Min | FG | | | 3P | | | FT | | | Rebounds | | Fouls | | TP | AS | TO | ST | Blocks | | | +/- |
|--------|---------------------|-------|-------|------|-------|-----|-----|-----|-----|----|----|----------|----|-------|----|----|-----------------------|-----------------------|----|--------|---|----|-----|
| | | | M/A | M/A | M/A | M/A | M/A | M/A | M/A | OR | DR | PF | FF | BS | BA | | | | | BA | | | |
| 11 | Lat Mayen | 17:07 | 1-4 | 0-3 | 0-0 | 0 | 1 | 1 | 1 | 0 | 2 | 0 | 1 | 0 | 0 | 0 | 0 | 0 | 0 | 0 | 0 | 0 | 9 |
| 13 | Derrick Walker | 22:46 | 7-8 | 0-0 | 1-2 | 0 | 4 | 4 | 3 | 15 | 3 | 2 | 0 | 2 | 0 | 0 | 2 | 0 | 0 | 0 | 0 | 0 | -1 |
| 23 | Keon Edwards | 10:24 | 0-2 | 0-2 | 0-0 | 0 | 1 | 1 | 0 | 3 | 0 | 2 | 0 | 0 | 0 | 0 | 0 | 0 | 0 | 0 | 0 | 24 | |
| 1 | Alonzo Verge Jr. | 24:53 | 4-5 | 0-0 | 6-6 | 0 | 6 | 6 | 1 | 3 | 14 | 4 | 4 | 0 | 0 | 0 | 23 | Technical Fouls: NONE | | | | | |
| 5 | Bryce McGowens | 30:35 | 4-9 | 0-4 | 10-10 | 1 | 10 | 11 | 4 | 18 | 4 | 4 | 2 | 1 | 1 | 24 | Technical Fouls: NONE | | | | | | |
| 0 | C.J. Wilcher | 25:21 | 1-3 | 1-3 | 0-0 | 2 | 2 | 2 | 0 | 3 | 4 | 1 | 0 | 0 | 0 | 0 | 22 | Technical Fouls: NONE | | | | | |
| 10 | Kobe Webster | 19:03 | 1-4 | 1-3 | 3-4 | 1 | 1 | 2 | 0 | 2 | 6 | 1 | 0 | 2 | 0 | 9 | Technical Fouls: NONE | | | | | | |
| 30 | Keisel Tominaga | 11:01 | 3-6 | 2-5 | 3-4 | 0 | 2 | 2 | 1 | 2 | 11 | 0 | 0 | 0 | 0 | 8 | Technical Fouls: NONE | | | | | | |
| 32 | Wilhelm Breidenbach | 19:11 | 2-4 | 0-2 | 0-2 | 0 | 4 | 4 | 3 | 1 | 4 | 1 | 1 | 0 | 0 | 5 | Technical Fouls: NONE | | | | | | |
| 35 | Eduardo Andre | 12:59 | 4-5 | 0-0 | 0-0 | 1 | 1 | 2 | 3 | 8 | 1 | 0 | 0 | 0 | 0 | 7 | Technical Fouls: NONE | | | | | | |
| 14 | Trevor Lakes | 03:13 | 0-1 | 0-1 | 1-2 | 0 | 0 | 0 | 1 | 1 | 0 | 0 | 0 | 0 | 0 | -1 | Technical Fouls: NONE | | | | | | |
| 4 | Jackson Cronin | 02:25 | 0-0 | 0-0 | 0-0 | 0 | 1 | 1 | 0 | 0 | 0 | 0 | 0 | 0 | 0 | -5 | Technical Fouls: NONE | | | | | | |
| 15 | Chris McGraw | 01:02 | 0-0 | 0-0 | 0-0 | 0 | 0 | 0 | 0 | 0 | 0 | 0 | 0 | 0 | 0 | -3 | Technical Fouls: NONE | | | | | | |
| Team | | | | | | 0 | | | 2 | | | 2 | | 0 | | | | | | | | 0 | |
| Totals | | | 27-51 | 4-23 | 24-30 | 3 | 35 | 38 | 18 | 23 | 82 | 18 | 15 | 4 | 3 | 21 | Technical Fouls: NONE | | | | | | |

| Shooting By Period | |
|--------------------|-------------|
| 1st FG% | 13-29 45.2% |
| 3PT% | 1-4 7.1% |
| FT% | 12-13 92.3% |
| 2nd FG% | 14-23 60.9% |
| 3PT% | 3-9 33.3% |
| FT% | 12-17 70.6% |
| GM FG% | 27-51 52.9% |
| 3PT% | 4-23 17.4% |
| FT% | 24-30 80.0% |

Dead Ball Rebounds: 5-0

Biggest lead

| SOU | | NEB | | Points from Turnovers | | SOU | | NEB | | Period by Period Scoring | | |
|---------------------------|---------------------------|---------------------------|-------------|-----------------------|-----|-----|-----|-----|-----|--------------------------|-----|--|
| 1st | 2nd | 1st | 2nd | 1st | 2nd | 1st | 2nd | TOT | 1st | 2nd | TOT | |
| 0 (1 st 20:00) | 28 (2 nd 2:34) | 6 | 23 | 2 | 46 | 22 | 37 | 59 | 39 | 43 | 82 | |
| Best Scoring Run | 7 (2 nd 17:08) | 9 (2 nd 13:35) | Paint | 20 | 46 | 30 | 37 | 59 | 39 | 43 | 82 | |
| Lead Changes | 0 | 0 | Fast Breaks | 5 | 13 | 39 | 43 | 82 | NEB | | | |
| Times Tied | 0 | 0 | Bench | 32 | 33 | | | | | | | |
| Time with Lead | 00:00 | 39:30 | | | | | | | | | | |

NEBRASKA 79, TENNESSEE STATE 73

Official Basketball Box Score - Final
Tennessee St. at Nebraska
11/23/21 Pinnacle Bank Arena, Lincoln
Nebraska vs. Tennessee State

Game Time: 8:03 PM
Game Duration: 2:06
Attendance: 15,228

Officials: Chris Beaver, Edwin Young, Michael Kils Jr.

Tennessee St. - 73

| NO. | Name | Min | FG | | | 3P | | | FT | | | Rebounds | | Fouls | | TP | AS | TO | ST | Blocks | | | +/- |
|--------|-----------------------|-------|-------|-------|------|-----|-----|-----|-----|----|----|----------|----|-------|----|----|-----------------------|-----------------------|----|--------|---|-----|-----|
| | | | M/A | M/A | M/A | M/A | M/A | M/A | M/A | OR | DR | PF | FF | BS | BA | | | | | BA | | | |
| 4 | Christian Brown | 17:22 | 1-3 | 1-3 | 0-0 | 0 | 1 | 1 | 1 | 0 | 3 | 0 | 1 | 1 | 0 | 0 | 0 | 0 | 0 | 0 | 0 | -16 | |
| 11 | Kassim Nicholson | 34:24 | 6-13 | 1-4 | 0-0 | 5 | 5 | 10 | 3 | 2 | 13 | 1 | 2 | 0 | 0 | 0 | 0 | 0 | 0 | 0 | 0 | -2 | |
| 24 | Jalen Dupree | 15:37 | 1-5 | 0-2 | 0-0 | 1 | 5 | 6 | 3 | 1 | 2 | 1 | 1 | 1 | 0 | 0 | 0 | 0 | 0 | 0 | 0 | -14 | |
| 1 | Marcus Fitzgerald Jr. | 26:16 | 3-7 | 2-5 | 1-6 | 0 | 2 | 2 | 1 | 3 | 9 | 1 | 4 | 1 | 0 | 0 | 0 | 0 | 0 | 0 | 0 | -25 | |
| 21 | Kenny Cooper | 34:55 | 3-5 | 2-2 | 1-2 | 0 | 3 | 3 | 3 | 1 | 9 | 8 | 1 | 0 | 0 | 1 | 0 | 0 | 0 | 0 | 0 | -1 | |
| 2 | Carlos Marshall, Jr. | 22:34 | 2-11 | 1-6 | 4-4 | 0 | 0 | 0 | 5 | 2 | 9 | 1 | 1 | 0 | 0 | 2 | 4 | Technical Fouls: NONE | | | | | |
| 23 | Emmanuel Dowuona | 20:41 | 2-5 | 0-0 | 1-2 | 4 | 7 | 11 | 2 | 2 | 5 | 0 | 1 | 0 | 0 | 1 | 0 | 0 | 0 | 0 | 0 | -4 | |
| 20 | Dedric Boyd | 20:36 | 8-15 | 6-11 | 1-1 | 0 | 2 | 2 | 2 | 23 | 1 | 0 | 0 | 0 | 0 | 12 | Technical Fouls: NONE | | | | | | |
| 15 | Harvey Miller | 03:57 | 0-0 | 0-0 | 0-0 | 0 | 0 | 0 | 0 | 0 | 0 | 0 | 0 | 0 | 0 | 0 | 0 | 0 | 0 | 0 | 0 | 1 | |
| 44 | David Acosta | 03:38 | 0-0 | 0-0 | 0-0 | 0 | 0 | 0 | 0 | 0 | 0 | 0 | 0 | 0 | 0 | 0 | 0 | 0 | 0 | 0 | 0 | 5 | |
| Team | | | | | | 2 | | | 2 | | | 0 | | 0 | | | | | | | | 0 | |
| Totals | | | 26-64 | 13-33 | 8-15 | 12 | 25 | 37 | 21 | 13 | 73 | 15 | 13 | 3 | 2 | 2 | Technical Fouls: NONE | | | | | | |

| Shooting By Period | |
|--------------------|-------------|
| 1st FG% | 13-32 40.6% |
| 3PT% | 10-19 52.6% |
| FT% | 5-7 71.4% |
| 2nd FG% | 13-32 40.6% |
| 3PT% | 3-14 21.4% |
| FT% | 3-8 37.5% |
| GM FG% | 26-64 40.6% |
| 3PT% | 13-33 39.4% |
| FT% | 8-15 53.3% |

Dead Ball Rebounds: 4-0

Nebraska - 79

| NO. | Name | Min | FG | | | 3P | | | FT | | | Rebounds | | Fouls | | TP | AS | TO | ST | Blocks | | | +/- |
|--------|---------------------|-------|-------|------|-------|-----|-----|-----|-----|----|----|----------|----|-------|----|----|-----------------------|-----------------------|----|--------|---|-----|-----|
| | | | M/A | M/A | M/A | M/A | M/A | M/A | M/A | OR | DR | PF | FF | BS | BA | | | | | BA | | | |
| 11 | Lat Mayen | 35:49 | 1-4 | 1-4 | 2-2 | 1 | 4 | 5 | 2 | 2 | 5 | 2 | 1 | 1 | 1 | 0 | 0 | 0 | 0 | 0 | 0 | 12 | |
| 13 | Derrick Walker | 29:30 | 7-7 | 0-0 | 2-6 | 0 | 6 | 6 | 3 | 16 | 0 | 0 | 1 | 0 | 0 | 0 | 0 | 0 | 0 | 0 | 0 | 18 | |
| 23 | Keon Edwards | 09:18 | 1-4 | 0-3 | 0-0 | 0 | 2 | 2 | 1 | 3 | 2 | 0 | 0 | 0 | 0 | 0 | 0 | 0 | 0 | 0 | 0 | 14 | |
| 1 | Alonzo Verge Jr. | 32:47 | 7-11 | 1-3 | 3-7 | 1 | 4 | 5 | 0 | 16 | 18 | 2 | 3 | 0 | 0 | 1 | 2 | Technical Fouls: NONE | | | | | |
| 5 | Bryce McGowens | 31:28 | 5-10 | 1-5 | 7-8 | 1 | 5 | 6 | 1 | 6 | 18 | 4 | 3 | 1 | 0 | 1 | 7 | Technical Fouls: NONE | | | | | |
| 0 | C.J. Wilcher | 26:46 | 5-10 | 3-7 | 2-2 | 0 | 4 | 4 | 1 | 2 | 15 | 1 | 0 | 0 | 0 | 0 | 0 | 0 | 0 | 0 | 0 | -12 | |
| 32 | Wilhelm Breidenbach | 09:23 | 0-2 | 0-1 | 0-0 | 0 | 0 | 0 | 0 | 3 | 0 | 0 | 0 | 0 | 0 | 0 | 0 | 0 | 0 | 0 | 0 | -14 | |
| 35 | Eduardo Andre | 05:09 | 0-0 | 0-0 | 1-2 | 1 | 0 | 1 | 1 | 1 | 1 | 0 | 0 | 0 | 0 | 0 | 0 | 0 | 0 | 0 | 0 | -5 | |
| 30 | Keisel Tominaga | 08:00 | 1-4 | 0-2 | 0-0 | 0 | 0 | 0 | 0 | 0 | 2 | 0 | 0 | 0 | 0 | 0 | 0 | 0 | 0 | 0 | 0 | 0 | |
| 10 | Kobe Webster | 11:50 | 1-1 | 0-0 | 0-0 | 0 | 3 | 3 | 1 | 0 | 2 | 1 | 1 | 0 | 0 | 0 | 0 | 0 | 0 | 0 | 0 | 8 | |
| Team | | | | | | 2 | | | 3 | | | 0 | | 0 | | | | | | | | 0 | |
| Totals | | | 28-53 | 6-25 | 17-27 | 6 | 29 | 35 | 13 | 21 | 79 | 18 | 10 | 6 | 2 | 2 | Technical Fouls: NONE | | | | | | |

| TSU | |
|-----|--|
|-----|--|

2021-22 BOXSCORES

INDIANA 68, NEBRASKA 55



Official Basketball Box Score - Final
Nebraska at Indiana
 12/04/21 Simon Skjold Assembly Hall, Bloomington, Ind.
 2021-22 Men's Basketball

Game Time: 12:00 PM
 Game Duration: 1:49
 Attendance: 17,222

Officials: Paul Szek, Chris Beaver, Brandon Cruz

Nebraska - 55

Record: 5-4 (0-1)

| NO. | Name | Min | FG | | 3P | | FT | | Rebounds | | Fouls | | TP | AS | TO | ST | Blocks | | +/- | |
|---------------|---------------------|-------|-------|------|-----|-----|----|----|----------|----|-------|----|----|----|----|----|--------|---|-----|----|
| | | | M-A | M-A | M-A | M-A | OR | DR | PF | FF | BS | BA | | | | | | | | |
| 11 | Lat Mayen | 13:56 | 1-4 | 0-2 | 0-0 | 0 | 2 | 2 | 2 | 0 | 2 | 1 | 0 | 0 | 0 | 1 | 1 | 0 | 0 | -7 |
| 13 | Derrick Walker | 23:40 | 4-5 | 0-0 | 0-1 | 3 | 1 | 4 | 4 | 2 | 8 | 0 | 1 | 2 | 0 | 0 | 0 | 0 | 0 | -7 |
| 1 | Alonzo Verge Jr. | 33:09 | 6-13 | 1-2 | 2-2 | 0 | 5 | 5 | 3 | 4 | 15 | 3 | 6 | 0 | 0 | 0 | 0 | 0 | -5 | |
| 5 | Bryce McGowens | 33:04 | 3-14 | 1-5 | 1-1 | 0 | 5 | 5 | 3 | 3 | 18 | 1 | 3 | 1 | 1 | 0 | 0 | 0 | -16 | |
| 30 | Keisei Tominaga | 21:47 | 2-7 | 1-5 | 0-0 | 0 | 3 | 3 | 1 | 0 | 5 | 0 | 0 | 1 | 0 | 0 | 0 | 0 | -4 | |
| 0 | C.J. Wilcher | 23:48 | 1-4 | 1-4 | 0-0 | 0 | 3 | 3 | 0 | 0 | 3 | 1 | 2 | 1 | 0 | 0 | 0 | 0 | -13 | |
| 10 | Kobe Webster | 18:04 | 3-9 | 1-3 | 0-0 | 0 | 1 | 1 | 0 | 1 | 7 | 2 | 0 | 2 | 0 | 0 | 0 | 0 | -11 | |
| 35 | Eduardo Andre | 14:27 | 1-2 | 0-0 | 0-0 | 1 | 2 | 3 | 1 | 1 | 2 | 1 | 2 | 2 | 0 | 0 | 0 | 0 | -7 | |
| 32 | Wilhelm Breidenbach | 16:51 | 2-3 | 0-1 | 1-1 | 0 | 4 | 4 | 4 | 1 | 5 | 0 | 0 | 0 | 0 | 1 | 0 | 0 | -5 | |
| 23 | Keon Edwards | 01:14 | 0-0 | 0-0 | 0-0 | 0 | 0 | 0 | 0 | 0 | 0 | 0 | 0 | 0 | 0 | 0 | 0 | 0 | 2 | |
| Team | | | | | | | | | 1 | 2 | | | 0 | | | | | | | |
| Totals | | | 29-61 | 5-22 | 4-5 | 5 | 27 | 32 | 18 | 12 | 55 | 9 | 14 | 9 | 1 | 5 | 1 | 5 | -13 | |

Technical Fouls: NONE

Shooting By Period

| | | |
|---------------------|-------|-------|
| 1 st FG% | 9-30 | 30.0% |
| 3PT% | 1-10 | 10.0% |
| FT% | 3-3 | 100% |
| 2 nd FG% | 14-31 | 45.2% |
| 3PT% | 4-12 | 33.3% |
| FT% | 1-2 | 50% |
| GM FG% | 23-61 | 37.7% |
| 3PT% | 5-22 | 22.7% |
| FT% | 4-5 | 80.0% |

Dead Ball Rebounds: 0, 0

MICHIGAN 102, NEBRASKA 67



Official Basketball Box Score - Final
Michigan at Nebraska
 12/07/21 Pineapple Bank Arena, Lincoln
 Nebraska vs Michigan

Game Time: 6:01 PM
 Game Duration: 1:56
 Attendance: 15,426

Officials: Rob Riley, Keith Kinzle, Rob Kueneman

Michigan - 102

Record: 6-3 (1-0)

| NO. | Name | Min | FG | | 3P | | FT | | Rebounds | | Fouls | | TP | AS | TO | ST | Blocks | | +/- |
|---------------|----------------------|-------|-------|-------|------|-----|----|----|----------|----|-------|----|----|----|----|----|--------|---|-----|
| | | | M-A | M-A | M-A | M-A | OR | DR | PF | FF | BS | BA | | | | | | | |
| 23 | Brandon Johns Jr. | 21:00 | 6-9 | 2-3 | 6-7 | 1 | 4 | 5 | 3 | 5 | 20 | 0 | 2 | 1 | 0 | 1 | 0 | 1 | 12 |
| 1 | Hunter Dickinson | 29:04 | 7-14 | 1-3 | 0-0 | 6 | 6 | 12 | 2 | 3 | 15 | 3 | 2 | 0 | 1 | 2 | 1 | 0 | 17 |
| 12 | DeVante' Jones | 25:02 | 1-5 | 1-3 | 0-0 | 2 | 3 | 5 | 2 | 3 | 8 | 0 | 3 | 1 | 0 | 0 | 0 | 0 | 25 |
| 22 | Caleb Houston | 27:00 | 6-9 | 4-7 | 0-0 | 0 | 6 | 6 | 2 | 0 | 16 | 3 | 3 | 2 | 0 | 0 | 0 | 0 | 22 |
| 55 | Eli Brooks | 27:29 | 3-10 | 2-8 | 2-2 | 1 | 2 | 3 | 1 | 2 | 10 | 2 | 0 | 0 | 0 | 0 | 0 | 0 | 25 |
| 5 | Terrance Williams II | 21:52 | 9-12 | 3-3 | 1-1 | 2 | 3 | 5 | 0 | 1 | 22 | 3 | 1 | 0 | 0 | 0 | 0 | 0 | 34 |
| 10 | Frankie Collins | 14:58 | 1-4 | 0-1 | 0-2 | 0 | 2 | 2 | 3 | 1 | 2 | 3 | 0 | 0 | 0 | 0 | 0 | 0 | 10 |
| 3 | Zeb Jackson | 15:07 | 2-4 | 1-3 | 0-0 | 0 | 5 | 5 | 2 | 0 | 5 | 1 | 2 | 0 | 0 | 0 | 0 | 0 | 18 |
| 2 | Kobe Bufkin | 10:24 | 2-5 | 1-1 | 0-0 | 1 | 5 | 6 | 1 | 0 | 5 | 1 | 2 | 1 | 0 | 0 | 0 | 0 | 5 |
| 44 | Jaron Faulds | 06:36 | 2-4 | 0-0 | 0-0 | 1 | 1 | 1 | 2 | 0 | 4 | 0 | 0 | 0 | 0 | 0 | 0 | 0 | 7 |
| 13 | Ian Burns | 01:28 | 0-0 | 0-0 | 0-0 | 0 | 0 | 0 | 0 | 0 | 0 | 0 | 0 | 0 | 0 | 0 | 0 | 0 | 2 |
| Team | | | | | | | | | 1 | 3 | 4 | | | | | | | | |
| Totals | | | 39-76 | 15-32 | 9-12 | 15 | 39 | 54 | 18 | 15 | 102 | 25 | 17 | 2 | 3 | 35 | | | |

Technical Fouls: NONE

Shooting By Period

| | | |
|---------------------|-------|-------|
| 1 st FG% | 11-30 | 36.7% |
| 3PT% | 4-12 | 33.3% |
| FT% | 0-0 | 0% |
| 2 nd FG% | 12-27 | 44.4% |
| 3PT% | 4-10 | 40.0% |
| FT% | 14-17 | 82.4% |
| GM FG% | 23-57 | 40.4% |
| 3PT% | 8-22 | 36.4% |
| FT% | 14-17 | 82.4% |

Dead Ball Rebounds: 2, 1

Nebraska - 67

Record: 5-5 (0-2)

| NO. | Name | Min | FG | | 3P | | FT | | Rebounds | | Fouls | | TP | AS | TO | ST | Blocks | | +/- |
|---------------|---------------------|-------|-------|------|-------|-----|----|----|----------|----|-------|----|----|----|----|----|--------|---|-----|
| | | | M-A | M-A | M-A | M-A | OR | DR | PF | FF | BS | BA | | | | | | | |
| 11 | Lat Mayen | 20:17 | 1-5 | 1-2 | 1 | 2 | 3 | 2 | 2 | 4 | 0 | 1 | 0 | 0 | 1 | 0 | 1 | 0 | -14 |
| 13 | Derrick Walker | 18:14 | 0-0 | 0-0 | 1-2 | 1 | 3 | 4 | 2 | 1 | 0 | 0 | 0 | 1 | 0 | 0 | 0 | 0 | -13 |
| 1 | Alonzo Verge Jr. | 29:50 | 12-21 | 1-3 | 6-6 | 2 | 6 | 8 | 2 | 6 | 31 | 3 | 4 | 0 | 0 | 1 | 0 | 0 | 22 |
| 5 | Bryce McGowens | 27:05 | 2-9 | 0-4 | 4-5 | 2 | 4 | 6 | 0 | 4 | 8 | 1 | 0 | 0 | 0 | 0 | 1 | 0 | -23 |
| 30 | Keisei Tominaga | 33:24 | 4-14 | 3-11 | 0-0 | 0 | 3 | 3 | 0 | 0 | 11 | 1 | 0 | 0 | 0 | 0 | 0 | 0 | -25 |
| 0 | C.J. Wilcher | 18:09 | 1-8 | 0-5 | 0-0 | 0 | 2 | 2 | 1 | 0 | 2 | 0 | 0 | 1 | 0 | 0 | 0 | 0 | -20 |
| 35 | Eduardo Andre | 11:56 | 0-0 | 0-0 | 4-6 | 4 | 2 | 6 | 5 | 3 | 4 | 0 | 2 | 1 | 1 | 0 | 0 | 0 | -13 |
| 32 | Wilhelm Breidenbach | 14:18 | 2-7 | 0-2 | 0-0 | 3 | 1 | 4 | 1 | 2 | 4 | 0 | 1 | 2 | 0 | 0 | 0 | 0 | -14 |
| 10 | Kobe Webster | 11:47 | 0-5 | 0-4 | 0-0 | 0 | 0 | 0 | 0 | 0 | 0 | 0 | 0 | 0 | 0 | 0 | 0 | 0 | -20 |
| 23 | Keon Edwards | 10:14 | 1-3 | 0-1 | 0-0 | 0 | 0 | 0 | 0 | 2 | 2 | 0 | 0 | 1 | 0 | 0 | 0 | 0 | -7 |
| 15 | Chris McGraw | 03:18 | 0-0 | 0-0 | 0-0 | 0 | 0 | 0 | 0 | 0 | 0 | 0 | 0 | 0 | 0 | 0 | 0 | 0 | -2 |
| 4 | Jackson Cronin | 01:28 | 0-0 | 0-0 | 0-0 | 0 | 0 | 0 | 0 | 0 | 0 | 0 | 0 | 0 | 0 | 0 | 0 | 0 | -2 |
| Team | | | | | | | | | 1 | 1 | 2 | | | | | | | | |
| Totals | | | 23-72 | 5-35 | 16-21 | 14 | 24 | 38 | 15 | 18 | 67 | 6 | 9 | 4 | 3 | 2 | 35 | | |

Technical Fouls: NONE

| Biggest lead | MICH | | NEB | | Points from Turnovers | MICH | | NEB | | Period by Period Scoring |
|------------------|-------|-------------------------|-----|------------------------|-----------------------|------|-----|-----|----|--------------------------|
| | 1st | 2nd | 1st | 2nd | | 1st | 2nd | TOT | | |
| Biggest lead | 35 | (1 st 13:26) | 15 | (2 nd 9:13) | 11 | 21 | 28 | 33 | 55 | |
| Best Scoring Run | 9 | (1 st 15:45) | 8 | (2 nd 9:13) | NEB | 22 | 33 | 55 | | |
| Lead Changes | 2 | | 2 | | NEB | 26 | 42 | 68 | | |
| Times Tied | 2 | | 2 | | IND | 26 | 42 | 68 | | |
| Time with Lead | 12:30 | 24:34 | | | | | | | | |

NO. 18 AUBURN 99, NEBRASKA 68



Official Basketball Box Score - Final
Nebraska at Auburn
 12/11/21 State Farm Arena, Atlanta
 2021-22 Men's Basketball

Game Time: 11:30 AM
 Game Duration: 1:58

Officials: Doug Shows, Bart Lenox, Byron Jarrett

Nebraska - 68

Record: 5-6

| NO. | Name | Min | FG | | 3P | | FT | | Rebounds | | Fouls | | TP | AS | TO | ST | Blocks | | +/- |
|---------------|------------------|-------|-------|------|-------|-----|----|----|----------|----|-------|----|----|----|----|----|--------|---|-----|
| | | | M-A | M-A | M-A | M-A | OR | DR | PF | FF | BS | BA | | | | | | | |
| 11 | Lat Mayen | 25:12 | 2-5 | 0-1 | 2-2 | 2 | 5 | 7 | 1 | 1 | 6 | 1 | 1 | 0 | 0 | 0 | 0 | 0 | -24 |
| 13 | Derrick Walker | 30:06 | 4-4 | 0-0 | 2-2 | 5 | 5 | 10 | 3 | 2 | 10 | 4 | 0 | 2 | 2 | 0 | 0 | 0 | -12 |
| 1 | Alonzo Verge Jr. | 26:38 | 4-11 | 0-1 | 2-2 | 0 | 5 | 5 | 3 | 2 | 10 | 4 | 7 | 1 | 2 | 1 | 0 | 0 | -19 |
| 5 | Bryce McGowens | 29:41 | 4-12 | 0-4 | 6-7 | 0 | 2 | 2 | 4 | 4 | 14 | 1 | 2 | 0 | 1 | 1 | 0 | 0 | -9 |
| 30 | Keisei Tominaga | 24:03 | 1-5 | 1-4 | 0-0 | 0 | 2 | 2 | 0 | 1 | 3 | 1 | 0 | 0 | 3 | 0 | 0 | 0 | -9 |
| 0 | C.J. Wilcher | 24:55 | 6-9 | 4-6 | 1-2 | 1 | 0 | 1 | 2 | 2 | 17 | 0 | 2 | 0 | 0 | 0 | 0 | 0 | -22 |
| 10 | Kobe Webster | 15:30 | 1-3 | 1-3 | 2-2 | 0 | 1 | 1 | 0 | 2 | 5 | 1 | 3 | 0 | 0 | 0 | 0 | 0 | -16 |
| 14 | Trevor Lakes | 09:05 | 1-3 | 1-3 | 0-0 | 1 | 1 | 1 | 0 | 3 | 0 | 0 | 0 | 0 | 0 | 0 | 0 | 0 | -5 |
| 35 | Eduardo Andre | 11:48 | 0-2 | 0-0 | 0-0 | 0 | 1 | 1 | 1 | 0 | 0 | 0 | 4 | 0 | 0 | 0 | 0 | 0 | -23 |
| 4 | Jackson Cronin | 01:31 | 0-0 | 0-0 | 0-0 | 0 | 0 | 0 | 0 | 0 | 0 | 0 | 0 | 0 | 0 | 0 | 0 | 0 | -3 |
| 15 | Chris McGraw | 01:31 | 0-0 | 0-0 | 0-0 | 0 | 0 | 0 | 0 | 0 | 0 | 0 | 0 | 0 | 0 | 0 | 0 | 0 | -3 |
| Team | | | | | | | | | 1 | 2 | 3 | | | | | | | | |
| Totals | | | 23-54 | 7-22 | 15-17 | 9 | 24 | 33 | 14 | 15 | 68 | 12 | 20 | 6 | 5 | 3 | -31 | | |

Technical Fouls: NONE

Shooting By Period

| | | |
|---------------------|-------|-------|
| 1 st FG% | 17-43 | 39.5% |
| 3PT% | 7-17 | 41.2% |
| FT% | 8-9 | 88.9% |
| 2 nd FG% | 14-26 | 53.8% |
| 3PT% | 5-12 | 41.7% |
| FT% | 7-8 | 87.5% |
| GM FG% | 23-54 | |



2021-22 Nebraska Men's Basketball Combined Team Statistics All games

Game Records

| Record | Overall | Home | Away | Neutral |
|----------------|---------|------|------|---------|
| ALL GAMES | 5-6 | 5-3 | 0-2 | 0-1 |
| CONFERENCE | 0-2 | 0-1 | 0-1 | 0-0 |
| NON-CONFERENCE | 5-4 | 5-2 | 0-1 | 0-1 |

Score by Periods

| Team | 1st | 2nd | OT | TOT |
|-----------|-----|-----|----|-----|
| Nebraska | 377 | 422 | 30 | 829 |
| Opponents | 394 | 424 | 34 | 852 |

Team Box Score

| No. | Player | Total | | | 3-Point | | F-Throw | | Rebounds | | | | PF DQ A TO BLK STL PTS AVG | | | | | | | | | |
|------------------|----------------------|-----------|-------------|------|----------------|-------------|----------------|-------------|----------------|-------------|------------|------------|----------------------------|-------------|------------|----------|------------|------------|-----------|-----------|------------|-------------|
| | | GP-GS | MIN | AVG | FG-FGA | FG% | 3FG-3FGA | 3FG% | FT-FTA | FT% | OFF | DEF | TOT | AVG | PF | DQ | A | TO | BLK | STL | PTS | AVG |
| 5 | MCGOWENS, Bryce | 11-11 | 373:45 | 34.0 | 55-136 | .404 | 10-49 | .204 | 58-69 | .841 | 10 | 60 | 70 | 6.4 | 23 | 0 | 19 | 21 | 6 | 7 | 178 | 16.2 |
| 1 | VERGE JR., Alonzo | 11-11 | 325:34 | 29.6 | 68-151 | .450 | 5-21 | .238 | 35-45 | .778 | 7 | 56 | 63 | 5.7 | 23 | 1 | 60 | 38 | 3 | 15 | 176 | 16.0 |
| 13 | WALKER, Derrick | 11-11 | 280:28 | 25.5 | 41-51 | .804 | 0-1 | .000 | 18-27 | .667 | 22 | 48 | 70 | 6.4 | 30 | 0 | 14 | 14 | 14 | 8 | 100 | 9.1 |
| 30 | TOMINAGA, Keisei | 11-3 | 219:17 | 19.9 | 29-77 | .377 | 19-56 | .339 | 8-10 | .800 | 2 | 14 | 16 | 1.5 | 6 | 0 | 4 | 2 | 0 | 12 | 85 | 7.7 |
| 0 | WILCHER, C.J. | 11-1 | 282:57 | 25.7 | 30-72 | .417 | 17-51 | .333 | 5-8 | .625 | 8 | 27 | 35 | 3.2 | 17 | 1 | 14 | 13 | 1 | 10 | 82 | 7.5 |
| 10 | WEBSTER, Kobe | 9-0 | 178:03 | 19.8 | 23-56 | .411 | 9-27 | .333 | 8-10 | .800 | 1 | 10 | 11 | 1.2 | 9 | 0 | 15 | 5 | 0 | 7 | 63 | 7.0 |
| 2 | MCGOWENS, Trey | 3-3 | 68:15 | 22.8 | 5-13 | .385 | 0-0 | .000 | 9-14 | .643 | 3 | 12 | 15 | 5.0 | 5 | 0 | 4 | 5 | 2 | 4 | 19 | 6.3 |
| 11 | MAYEN, Lat | 10-10 | 199:59 | 20.0 | 15-48 | .313 | 8-34 | .235 | 8-11 | .727 | 5 | 28 | 33 | 3.3 | 20 | 0 | 8 | 10 | 3 | 3 | 46 | 4.6 |
| 32 | BREIDENBACH, Wilhelm | 10-0 | 157:26 | 15.7 | 14-39 | .359 | 3-20 | .150 | 6-12 | .500 | 7 | 20 | 27 | 2.7 | 33 | 2 | 6 | 7 | 6 | 10 | 37 | 3.7 |
| 35 | ANDRE, Eduardo | 9-0 | 100:56 | 11.2 | 10-22 | .455 | 0-1 | .000 | 13-20 | .650 | 13 | 17 | 30 | 3.3 | 15 | 1 | 2 | 12 | 2 | 5 | 33 | 3.7 |
| 14 | LAKES, Trevor | 4-0 | 21:51 | 5.5 | 1-6 | .167 | 1-6 | .167 | 1-2 | .500 | 0 | 2 | 2 | 0.5 | 3 | 0 | 0 | 0 | 0 | 0 | 4 | 1.0 |
| 23 | EDWARDS, Keon | 10-5 | 76:37 | 7.7 | 3-16 | .188 | 0-12 | .000 | 0-0 | .000 | 3 | 5 | 8 | 0.8 | 9 | 0 | 1 | 3 | 0 | 2 | 6 | 0.6 |
| 4 | CRONIN, Jackson | 5-0 | 07:14 | 1.4 | 0-1 | .000 | 0-0 | .000 | 0-0 | .000 | 0 | 1 | 1 | 0.2 | 0 | 0 | 0 | 0 | 0 | 0 | 0 | 0.0 |
| 15 | MCGRAW, Chris | 5-0 | 07:41 | 1.5 | 0-0 | .000 | 0-0 | .000 | 0-0 | .000 | 0 | 0 | 0 | 0.0 | 0 | 0 | 1 | 0 | 0 | 0 | 0 | 0.0 |
| Team | | | | | | | | | | | 11 | 12 | 23 | | | | | 2 | | | | |
| Total | | 11 | 2300 | | 294-688 | .427 | 72-278 | .259 | 169-228 | .741 | 92 | 312 | 404 | 36.7 | 193 | 5 | 148 | 132 | 37 | 83 | 829 | 75.4 |
| Opponents | | 11 | 2300 | | 309-739 | .418 | 114-322 | .354 | 120-188 | .638 | 155 | 336 | 491 | 44.6 | 212 | 8 | 164 | 169 | 36 | 76 | 852 | 77.5 |

Team Statistics

| | NEBR | OPP |
|------------------------|----------------|----------------|
| Scoring | 829 | 852 |
| Points per game | 75.4 | 77.5 |
| Scoring margin | -2.1 | - |
| Field goals-att | 294-688 | 309-739 |
| Field goal pct | .427 | .418 |
| 3 point fg-att | 72-278 | 114-322 |
| 3-point FG pct | .259 | .354 |
| 3-pt FG made per game | 6.5 | 10.4 |
| Free throws-att | 169-228 | 120-188 |
| Free throw pct | .741 | .638 |
| F-Throws made per game | 15.4 | 10.9 |
| Rebounds | 404 | 491 |
| Rebounds per game | 36.7 | 44.6 |
| Rebounding margin | -7.9 | - |
| Assists | 148 | 164 |
| Assists per game | 13.5 | 14.9 |
| Turnovers | 132 | 169 |
| Turnovers per game | 12.0 | 15.4 |
| Turnover margin | +3.4 | - |
| Assist/turnover ratio | 1.1 | 1.0 |
| Steals | 83 | 76 |
| Steals per game | 7.5 | 6.9 |
| Blocks | 37 | 36 |
| Blocks per game | 3.4 | 3.3 |
| Winning streak | 0 | - |
| Home win streak | 0 | - |
| Attendance | 123601 | 28784 |
| Home games-Avg/Game | 8-15450 | 2-14392 |
| Neutral site-Avg/Game | - | 1-0 |

Team Results

| Date | Opponent | | Score | Att. |
|------------|---------------|------|---------|-------|
| 11/09/2021 | Western Ill. | L | 74-75 | 15312 |
| 11/12/2021 | Sam Houston | W | 74-65 | 15474 |
| 11/16/2021 | Creighton | L | 69-77 | 15939 |
| 11/19/2021 | Idaho St. | W | 78-60 | 15274 |
| 11/21/2021 | Southern U. | W | 82-59 | 15255 |
| 11/23/2021 | Tennessee St. | W | 79-73 | 15236 |
| 11/27/2021 | South Dakota | W | 83-70 | 15685 |
| 12/01/2021 | at NC State | Lot4 | 100-104 | 11562 |
| 12/04/2021 | at Indiana | L | 55-68 | 17222 |
| 12/07/2021 | Michigan | L | 67-102 | 15426 |
| 12/11/2021 | vs Auburn | L | 68-99 | 0 |