



# NEBRASKA BASKETBALL

## 2021-22 GAME NOTES



HUSKERHOOPS



HUSKERHOOPS



HUSKERHOOPS

### GAME #1

OPPONENT: WESTERN ILLINOIS  
DATE | TIME: NOV. 9 | 7:01 P.M.  
ARENA: PINNACLE BANK ARENA (15,000)  
TICKETS: HUSKERS.COM/TICKETS

### TUESDAY'S GAME AT A GLANCE



2021-22 Record: .....0-0  
Head Coach: ..... Rob Jeter  
Record at WIU: ..... 7-15 (2nd year)  
Career Record:..... 191-185 (13th year)



**Huskers Radio Network**  
Play-by-Play: ..... Kent Pavelka  
Analyst:..... Jake Muhleisen



2021-22 Record: .....0-0 (0-0 Big Ten)  
Head Coach: ..... Fred Hoiberg  
Record at Nebraska: ..... 14-45 (3rd year)  
Career Record:..... 129-101 (8th year)



**B1G+ (online only, subscription required)**  
Play-by-Play: ..... Larry Punteney  
Analyst:..... Buzzy Caruthers

**On the air:** Tuesday's game with Western Illinois will be carried on the Huskers Radio Network, including KLIN (1400 AM) in Lincoln, KXSP (590 AM) in Omaha and KRNV (880 AM) in Lexington and will also be available on Huskers.com and the Huskers app. The pregame broadcast with Kent Pavelka and Jake Muhleisen begins one hour before tipoff. Fans can also watch Tuesday's game online at B1G+ with Larry Punteney and Buzzy Caruthers on the call. The service is available on the web, mobile devices and connected TV, and to sign up, visit [bigtenplus.com](http://bigtenplus.com)

### HUSKERS OPEN 2021-22 SEASON VS. WIU

The Nebraska men's basketball opens the 2021-22 campaign on Tuesday night, as the Huskers play host to Western Illinois. Tipoff between the Huskers and Leathernecks at set for 7 p.m. A limited number of 300 Level tickets for Tuesday's game are available by visiting [Huskers.com/Tickets](http://Huskers.com/Tickets), calling the NU Athletic Ticket Office at 800-8BIGRED during business hours or at the PBA Box Office beginning Tuesday at 5:30 p.m.

The Huskers went 2-0 in exhibition play, posting wins over Peru State (97-58) and Colorado (82-67), but have not played since Oct. 31. In the win over the Buffs, freshman Bryce McGowens had 15 points to lead four Huskers in double figures, as Nebraska shot 49 percent from the field and hit 12 3-pointers in building a 27-point lead and withstood a late Colorado rally. NU was also stout on the defensive end, holding CU to 32 percent shooting and forcing 16 turnovers that led to 21 Husker points.

Western Illinois also went 2-0 in exhibition play, posting wins over Illinois-Springfield (92-80) and Monmouth College (88-34). In their most recent exhibition against Monmouth, Colton Sandage had 16 points, including 3-of-4 from 3-point range, while Tamell Pearson added 11 points and 12 boards. Will Carius, a second-team preseason All-Summit League pick, had 30 points and five assists in the win over Illinois-Springfield.

### POURING OVER EXHIBITION NUMBERS

Nebraska showed significant improvement in the two exhibition games in several key areas. Here are a couple of items which stood out heading into the regular-season opener against Western Illinois.

**1.62-to-1:** Nebraska's assist-to-turnover ratio in the two combined games. That is a significant improvement on the 0.97-to-1 ratio last season. Nebraska also averaged 21.0 assists per game in the two contests after averaging 13.7 apg in 2020-21.

**7.0:** Assists per game for grad transfer Alonzo Verge Jr. in both wins. The 6-foot-4 guard has been a facilitator for the Big Red while also averaging 15.0 ppg. In two seasons at Arizona State, Verge had just six-or-more assists four times.

**.469** Nebraska shot nearly 47 percent from 3-point range in its two exhibition games. The Huskers had 12 3-pointers against CU and 11 in the opener against Peru State.

### 2021-22 SCHEDULE

Date	RK	Opponent	TV/Online	Time
Oct. 27		Peru State (exhibition)	B1G+	W, 97-58
Oct. 31		Colorado (charity exhibition)	B1G+	W, 82-67
Nov. 9	-/-	Western Illinois	B1G+	7 p.m.
Nov. 12	-/-	Sam Houston	B1G+	7:30 p.m.
Nov. 16		Creighton (Gavitt Games)	FS1	6 p.m.
Nov. 19		Idaho State	B1G+	6 p.m.
Nov. 21		Southern	ESPNU	3 p.m.
Nov. 23		Tennessee State	B1G Network	8 p.m.
Nov. 27		South Dakota	B1G+	1 p.m.
Dec. 1		at NC State (B1G/ACC Challenge)	ESPNU	6:15 p.m.
Dec. 4		at Indiana *	B1G Network	TBA
Dec. 7		Michigan *	ESPN2	6 p.m.
Dec. 11		vs. Auburn (Holiday Hoopsgiving)	ESPN2	10:30 a.m.
Dec. 19		Kansas State	B1G Network	5 p.m.
Dec. 22		Kennesaw State	ESPNU	6:30 p.m.
Jan. 2		Ohio State *	B1G Network	7 p.m.
Jan. 5		at Michigan State *	B1G Network	6 p.m.
Jan. 8		at Rutgers *	B1G Network	1 p.m.
Jan. 11		Illinois *	B1G Network	7:30 p.m.
Jan. 14		at Purdue *	FS1	5:30 p.m.
Jan. 17		Indiana *	B1G Network	5 p.m.
Jan. 22		at Ohio State *	B1G Network	1:15/3:30 p.m.
Jan. 25		Wisconsin *	B1G Network	8 p.m.
Jan. 29		Rutgers *	B1G Network	5:30 p.m.
Feb. 1		at Michigan *	B1G Network	8 p.m.
Feb. 5		Northwestern *	B1G Network	Noon
Feb. 9		Minnesota *	B1G Network	8 p.m.
Feb. 13		at Iowa *	FS1	2 p.m.
Feb. 18		Maryland *	B1G Network	8 p.m.
Feb. 22		at Northwestern *	B1G Network	7 p.m.
Feb. 25		Iowa *	FS1	8 p.m.
Feb. 28		at Penn State *	B1G Network	6 p.m.
March 6		at Wisconsin *	B1G Network	1 p.m.
March 9-13		at Big Ten Tournament		TBA

\*-Big Ten Conference Game; **Home games** are in red and bold; All times listed as central.

### 2021-22 ROSTER AT A GLANCE

No	Name	Pos.	Ht.	Wt.	Yr.	Hometown	2020-21 School	GP/GS	MPG	PPG	RPG	APG
0	C.J. Wilcher	G	6-5	221	Fr.	Plainfield, N.J.	Xavier	15/1	10.1	3.3	1.1	0.3
1	Alonzo Verge Jr.	G	6-3	164	Sr.	Chicago, Ill.	Arizona State	23/21	29.7	14.0	3.9	3.8
2	Trey McGowens	G	6-4	196	Jr.	Pendleton, S.C.	Nebraska	27/27	28.4	10.7	3.9	2.3
3	Quaran McPherson	G	6-3	199	Fr.	Queens, N.Y.	Prep School					
4	Jackson Cronin	G	6-1	187	Fr.	Great Neck, N.Y.	High School					
5	Bryce McGowens	G	6-7	179	Fr.	Pendleton, S.C.	High School					
10	Kobe Webster	G	6-0	176	Sr.	Indianapolis, Ind.	Nebraska	27/5	23.1	8.1	1.7	1.3
11	Lat Mayen	F	6-9	217	Jr.	Adelaide, Australia	Nebraska	27/27	25.6	8.6	4.5	0.6
12	Sam Hoiberg	G	6-0	183	Fr.	Lincoln, Neb.	High School					
13	Derrick Walker Jr.	F	6-9	239	Jr.	Kansas City, Mo.	Nebraska	16/16	20.8	5.9	4.8	1.6
14	Trevor Lakes	F	6-8	220	Sr.	Lebanon, Ind.	Nebraska	14/1	9.8	3.2	1.1	0.4
15	Chris McGraw	G	6-0	176	So.	Columbus, Ohio	Nebraska	DNP				
21	Jace Piatkowski	G	6-3	177	RFr.	Omaha, Neb.	Nebraska	10/0	1.7	0.4	0.2	0.0
23	Keon Edwards	G	6-7	204	Fr.	Houston, Texas	DePaul	5/0	7.9	1.8	0.8	0.0
30	Keisei Tominaga	G	6-2	178	So.	Moriyama Nagoya Aichi, Japan	Ranger College (JC)					
32	Wilhelm Breidenbach	F	6-10	227	Fr.	Rancho Santa Margarita, Calif	High School					
33	Oleg Kojenets	F	7-0	223	Fr.	Kaunas, Lithuania	High School					
35	Eduardo Andre	F	6-11	236	Fr.	London, England	Nebraska	20/0	8.8	2.7	2.2	0.5

2021-22 NEBRASKA BASKETBALL ROSTER

No.	VL	Name	Pos.	Ht.	Wt.	Yr.	Hometown	Previous School	Twitter	Instagram
0		C.J. Wilcher	G	6-5	221	Fr.	Plainfield, N.J.	Xavier	@CJWilcher	cj_wilcher
1		Alonzo Verge Jr.	G	6-3	164	Sr.	Chicago, Ill.	Arizona State	@zo_verge1	
2	*	Trey McGowens	G	6-4	196	Jr.	Pendleton, S.C.	Pittsburgh	@Trey5mac_	trey.mac
3		Quaran McPherson	G	6-3	199	Fr.	Queens, N.Y.	Link Year [Mo.] School	@cbg_quaran	
4		Jackson Cronin	G	6-1	187	Fr.	Great Neck, N.Y.	North	@jackson_cronin	jacksoncronin_
5		Bryce McGowens	G	6-7	179	Fr.	Pendleton, S.C.	Legacy Early College	@BryceMcgowens5	bryce.mcgowens
10	*	Kobe Webster	G	6-0	176	Sr.	Indianapolis, Ind.	Western Illinois	@k10webster	k10webster
11	*	Lat Mayen	F	6-9	217	Jr.	Adelaide, Australia	Chipola (Fla.) College	@lattmayen	
12		Sam Hoiberg	G	6-0	183	Fr.	Lincoln, Neb.	Pius X	@samhoiberg	samhoiberg
13	*	Derrick Walker Jr.	F	6-9	239	Jr.	Kansas City, Mo.	Tennessee	@derric_k	derric_k
14	*	Trevor Lakes	F	6-8	220	Sr.	Lebanon, Ind.	Indianapolis	@T_lakes14	tlakes14
15		Chris McGraw	G	6-0	176	So.	Columbus, Ohio	Otterbein	@chrismcgraw14	chrismcgraw14
21	**	Jace Piatkowski	G	6-3	177	RFr.	Omaha, Neb.	Elkhorn South	@jacepiatkowski6	jacepiatkowski
23		Keon Edwards	G	6-7	204	Fr.	Houston, Texas	DePaul	@KeonEdwards	kce35
30		Keisei Tominaga	G	6-2	178	So.	Moriyama Nagoya Aichi, Japan	Ranger (Texas) College	@KeiseiTominaga	keisei.kb30
32		Wilhelm Breidenbach	F	6-10	227	Fr.	Rancho Santa Margarita, Calif.	Mater Dei	@wilhelm13	wil.helm
33		Oleg Kojenets	F	7-0	223	Fr.	Kaunas, Lithuania	Western Reserve (Ohio) Academy		
35	*	Eduardo Andre	F	6-11	236	Fr.	London, England	AZ Compass Prep	@EastLDNAndre	andreswrld_

2021-22 NEBRASKA BASKETBALL COACHING STAFF

Head Coach

Fred Hoiberg, third season (Iowa State, 1995)

Assistant Coaches

- Matt Abdelmassih, second season (St. John's, 2007)
- Armon Gates, third season (Kent State, 2006)
- Nate Loenser, first season (Iowa State, 2002)

Special Assistant to the Head Coach

Doc Sadler, first season as special assistant, ninth season overall (Arkansas, 1982)

Support Staff

- Director of Men's Basketball Strength & Conditioning: Kurt Joseph
- Video Coordinator: Matt Holt
- Director of Basketball Operations: Luca Virgilio
- Assistant Director of Basketball Operations: Sheryl Burbach
- Director of Player Development: Bertram "Buzzy" Caruthers
- Recruiting Coordinator: Athan Katsantonis
- Graduate Manager: Hallice Cooke
- Graduate Manager: Keenan Holdman
- Athletic Trainer: R.J. Pietig
- Team Nutritionist: Jake Blattner
- Sports Psychologist: Brett Woods
- NAPL Director: Chris Bach
- Equipment Manager: Pat Norris

PRONUNCIATION GUIDE

Name	Pronunciation
Matt Abdelmassih	Abdel-massey
Wilheim Breidenbach	bride-en-bock
Athen Katsatonis	kat-san-to-nis
Oleg Kojenets	Oh-leg Co-yah-net
Nate Loenser	Len-zer
Lat Mayen	Latt [rhymes w/ Matt] MAY-en
Quaran McPherson	kr-aan
Jace Piatkowski	Pie-it-COW-ski
Keisei Tominaga	Kay-say Toe-may-nawga
C.J. Wilcher	WILL-chur

HUSKERS RADIO NETWORK



KENT PAVELKA

- Is in his 35th season of calling Husker men's basketball
- Called NU basketball for two stretches from 1974-1996 before returning to play-by-play duties full time in 2006-07
- Called his 1,000th Husker basketball game in 2018-19
- Six-time Nebraska Sportscaster of the Year who was inducted into the Nebraska Broadcasters Hall of Fame in 2019



JAKE MUHLEISEN

- Is in his fourth season as full-time color analyst after serving in a part-time basis for five seasons
- Was a four-year starter at guard for Nebraska from 2002-05
- Three-year team captain and started 98 games in his career
- Served as a graduate assistant at Creighton from 2005-07

City	Station	Frequency
Ainsworth	KBRB-AM	1400
Alliance	KCOW-AM	1400
Beatrice	KWBE-AM	1450
Broken Bow	KBBN-FM	95.3
Chadron	KCSR-AM	610
Columbus	KJSK-AM	900
Cozad	KAMI-AM	1580
Fairbury	KGMT-AM	1310
Falls City	KTNC-AM	1230
Fremont	KFMT-FM	105.5
Grand Island	KRGI-AM	1430
Hastings	KHAS-AM	1230
Hastings	KLIQ-FM	94.5
Holdrege	KUVR-AM	1380
Imperial	KADL-FM	102.9
Kearney	KGFW-AM	1340
Lexington	KRVN-AM	880
Lincoln	KLIN-AM	1400
Lincoln	KLIN-FM	99.3
McCook	KSWN-FM	93.9
McCook	KZMC-FM	102.1

City	Station	Frequency
Nebraska City	KNKY-AM	1600
Norfolk	KNEN-FM	94.7
North Platte	KODY-AM	1240
Omaha	KXSP-AM	590
Omaha	KXSP-AM	590
Scottsbluff	KNEB-AM	960
Scottsbluff	KNEB-FM	94.1
Sidney	KSID-AM	1340
Sioux City, Iowa	KSEZ-FM	97.9
Superior	KRFS-AM	1600
Superior	KRFS-FM	103.9
Valentine	KVSH-AM	940
West Point	KTIC-AM	840

Also available nationwide on Huskers.com and the Huskers App. Inside Pinnacle Bank Arena, fans can listen on 87.7 FM.

## PROBABLE STARTERS VS. WESTERN ILLINOIS (BASED OFF LAST GAME)



#1 Alonzo

Verge Jr.

2020-21 Stats  
(Arizona State)

2020-21/Exhibitions

PPG: 14.0 / 15.0

RPG: 3.9 / 4.5

APG: 3.8 / 6.0



#2 Trey

McGowens

2020-21 Stats  
(Nebraska)

2020-21/Exhibitions

PPG: 10.7 / 4.5

RPG: 3.9 / 3.5

APG: 2.3 / 3.0



#5 Bryce

McGowens

2020-21 Stats  
(Early Legacy College HS)

2020-21/Exhibitions

PPG: 21.6 / 9.5

RPG: 4.7 / 2.0

APG: 3.1 / 1.5



#11 Lat

Mayen

2020-21 Stats  
(Nebraska)

2020-21/Exhibitions

PPG: 8.6 / 8.5

RPG: 4.5 / 5.5

APG: 0.6 / 0.0



#11 Derrick

Walker Jr.

2020-21 Stats  
(Nebraska)

2020-21/Exhibitions

PPG: 5.9 / 12.0

RPG: 4.8 / 4.0

APG: 1.6 / 1.5

THE UNIVERSITY OF NEBRASKA-LINCOLN CURRENTLY  
REQUIRES A FACE COVERING IN ALL INDOOR SPACES.

**12.0:** Derrick Walker Jr. averaged 12.0 ppg on 75 percent shooting in exhibition play and was one of two Huskers to reach double figures in both exhibition contests (also Alonzo Verge Jr.). It continues an upward trajectory for Walker, as he averaged 8.2 ppg in his last five games of 2020-21 after averaging 4.7 ppg in his first 11 appearances after becoming eligible on Jan. 10.

## ABOUT WESTERN ILLINOIS

Under second-year coach Rob Jeter, Western Illinois comes to Lincoln with a veteran team back this season. Before taking the WIU position in 2020, Jeter coached at Milwaukee for 11 seasons (2005-16), guiding the Panthers to a 185-170 mark and a pair of NCAA Tournament appearances (2006 and 2014). Most recently, he was an assistant at Minnesota from 2018 to 2020, helping the Gophers to the second round of the 2019 NCAA tournament. In his first season, WIU went 7-15 overall, including 5-9 in the Summit League, as the season highlighted by a five-game conference win streak. This season, WIU is picked to finish fifth in the Summit League after finishing seventh last season. The Leathernecks bring back five players who started at least 10 games last year. WIU is led by All-Summit League performer Will Carius, who topped WIU in scoring (14.7 ppg) and 3-pointers (53). The 6-foot-7 forward was a second-team preseason all-conference pick this season. Tamell Pearson, who began his career at UAB, also returns after averaging double figures a year ago. The 6-foot-10 forward chipped in 10.4 ppg and topped WIU in rebounds (6.9 rpg) and blocked shots (20).

Nebraska leads the all-time series, 6-0, including a 73-49 Husker win in the most recent meeting on Nov. 24, 2018. In that game, Glynn Watson Jr. had 20 points on 8-of-10 shooting and nine rebounds, while James Palmer Jr. added 19 for the winners. NU held Western Illinois to 30.6 percent shooting from the field. The Huskers are 83-11 all-time against the current members of the Summit League.

## LAST TIME OUT

Bryce McGowens' 15 points led four Huskers as double figures, as Nebraska posted an impressive 82-67 win over Colorado in a charity exhibition on Oct. 31.

McGowens led a balanced attack that saw NU shoot 49 percent from the field, dish out 17 assists and hit 12 3-pointers. Defensively, NU held Colorado to 32 percent shooting and forced 16 turnovers.

Derrick Walker Jr. had 12 points and six rebounds, while C.J. Wilcher and Alonzo Verge Jr. added 11 and 10 points respectively, as NU had six players total at least eight points.

Nebraska, which never trailed, took control by shooting 58 percent in the first half to build a 44-28 halftime lead. Wilcher keyed a Huskers' 17-2 first-half spurt, hitting a trio of 3-pointers, as Nebraska turned a 16-9 lead into a 22-point lead less than 10 minutes into the contest.

Colorado trimmed the lead to 13 in the opening minute of the second half before the Huskers ran off 10 straight points to push the lead to 23 after a Bryce McGowens 3-pointer with 14:19 left. Nebraska eventually stretched the margin to 67-40 with 11:50 left before the Buffaloes made one last charge. CU used a 17-2 spurt to pull within 69-57 with 05:14 left, but Walker's basket stemmed the tide and he added another two free throws to stretch the lead back to 16. CU got to within 12 one final time, at 75-63 after a Tristan da Silva basket with 2:25 left, but a Bryce McGowens 3-pointer and a basket by Verge put the game out of reach.

## POSTGAME NUGGETS

- Nebraska improved to 61-6 all-time in exhibition games dating back to the 1966-67 season and has won its last 19 exhibition games since a 54-50 loss to SIU-Edwardsville in 2006.

- Nebraska reached double-figures in three points made for the second straight exhibition. Last year, NU hit

**O** No current member of the Western Illinois roster was teammates with NU super senior Kobe Webster, who started for three seasons at the school from 2017-18 to 2019-20. Webster is the only player from either team to play in the 2018 matchup between the schools in Lincoln.

## NATIONAL POLLS

## ASSOCIATED PRESS (PRESEASON)

No	Team (1st)	Record	Points	Prev.
1	Gonzaga (55)	0-0	1,562	1
2	UCLA (8)	0-0	1,459	NR
3	Kansas	0-0	1,427	12
4	Villanova	0-0	1,332	18
5	Texas	0-0	1,315	9
6	Michigan	0-0	1,255	4
7	Purdue	0-0	1,213	20
8	Baylor	0-0	992	3
9	Duke	0-0	963	NR
10	Kentucky	0-0	894	NR
11	Illinois	0-0	861	2
12	Memphis	0-0	831	NR
13	Oregon	0-0	775	NR
14	Alabama	0-0	713	5
15	Houston	0-0	694	6
16	Arkansas	0-0	673	10
17	Ohio State	0-0	581	7
18	Tennessee	0-0	563	NR
19	North Carolina	0-0	547	NR
20	Florida State	0-0	381	14
21	Maryland	0-0	294	NR
22	Auburn	0-0	267	NR
23	Saint Bonaventure	0-0	238	NR
24	UConn	0-0	161	NR
25	Virginia	0-0	125	15

**Others receiving votes:** Michigan State 87, Indiana 41, USC 30, Arizona 26, Virginia Tech 25, Oklahoma State 25, Xavier 22, Texas Tech 17, Richmond 13, Rutgers 11, Colorado State 11, LSU 7, Belmont 7, San Diego State 5, St. John's 5, Mississippi State 5, Syracuse 5, Drake 4, Colorado 4, BYU 3, Notre Dame 3, Louisville 3

## USA TODAY COACHES (PRESEASON)

No	Team (1st)	Record	Points	Prev.
1	Gonzaga (29)	0-0	771	
2	UCLA (2)	0-0	709	
3	Kansas	0-0	705	
4	Villanova	0-0	658	
5	Texas	0-0	634	
6	Michigan	0-0	627	
7	Purdue	0-0	578	
8	Baylor	0-0	542	
9	Duke	0-0	490	
10	Illinois	0-0	466	
11	Kentucky	0-0	438	
12	Oregon	0-0	382	
13	Alabama	0-0	360	
14	Houston	0-0	343	
15	Arkansas	0-0	340	
16	Memphis	0-0	337	
17	Tennessee	0-0	280	
17	Ohio St.	0-0	280	
19	Florida State	0-0	225	
20	North Carolina	0-0	224	
21	Maryland	0-0	150	
22	Auburn	0-0	87	
23	Connecticut	0-0	73	
24	St. Bonaventure	0-0	71	
25	Virginia	0-0	60	

**Others receiving votes:** Michigan St 55; Texas Tech 46; Southern California 38; West Virginia 18; Indiana 13; Virginia Tech 9; Loyola-Chicago 9; Oklahoma State 8; Arizona 8; Creighton 7; Syracuse 6; Colorado St. 5; Drake 4; Richmond 3; Notre Dame 3; Iowa 3; Rutgers 2; Louisiana State 2; Colorado 2; Xavier 1; Nevada 1; Butler 1; Boise St. 1.



**BIG TEN STANDINGS**

Team	B1G	Pct.	Overall	Pct.
Illinois	0-0	0.000	0-0	0.000
Indiana	0-0	0.000	0-0	0.000
Iowa	0-0	0.000	0-0	0.000
Maryland	0-0	0.000	0-0	0.000
Michigan	0-0	0.000	0-0	0.000
Michigan State	0-0	0.000	0-0	0.000
Minnesota	0-0	0.000	0-0	0.000
Nebraska	0-0	0.000	0-0	0.000
Northwestern	0-0	0.000	0-0	0.000
Ohio State	0-0	0.000	0-0	0.000
Penn State	0-0	0.000	0-0	0.000
Purdue	0-0	0.000	0-0	0.000
Rutgers	0-0	0.000	0-0	0.000
Wisconsin	0-0	0.000	0-0	0.000

**Upcoming Schedule**

Date	Matchup or Result	Time
Nov. 9	Eastern Michigan at Indiana	5 p.m.
	Akron at Ohio State	5 p.m.
	Michigan State vs. Kansas	6 p.m.
	Quinnipiac at Maryland	6 p.m.
	Bellarmine at Purdue	6 p.m.
	Kansas City at Minnesota	7 p.m.
	Jackson State at Illinois	7 p.m.
	Eastern Illinois at Northwestern	7 p.m.
	Western Illinois at Nebraska	7 p.m.
	St. Francis (N.Y.) at Wisconsin	7 p.m.
	Longwood at Iowa	9 p.m.
Nov. 10	Buffalo at Michigan	5:30 p.m.
	Lehigh at Rutgers	6 p.m.
	Youngstown State at Penn State	7:30 p.m.
Nov. 11	George Washington at Maryland	5:30 p.m.
Nov. 12	Minnesota vs. Western Kentucky	5:30 p.m.
	W. Michigan at Michigan State	5:30 p.m.
	Northern Illinois at Indiana	6 p.m.
	Kansas City at Iowa	6 p.m.
	Niagara at Ohio State	6 p.m.
	High Point at Northwestern	7 p.m.
	Green Bay at Wisconsin	7 p.m.
	Indiana State at Purdue	7:30 p.m.
	Sam Houston at Nebraska	7:30 p.m.
	Arkansas State at Illinois	8 p.m.

10-or-more 3-points in consecutive games twice, including ones in Big Ten play.

- Nebraska tallied 12 steals against Colorado, including five by Trey McGowens and three by Alonzo Verge Jr.
- Three of the Huskers' top four double-figure efforts were by newcomers, including 15 from Bryce McGowens. C.J. Wilcher (11) and Alonzo Verge Jr. (10) also reached double figures.
- Net proceeds from the Colorado charity exhibition will go to three local organizations: the TeamMates mentoring program; the YWCA of Lincoln for its Employ402 program and the Nebraska Greats Foundation.

**A LOOK AT THE HUSKERS**

Head Coach Fred Hoiberg begins his third season at the helm of the Husker program with a strong returning corps back for the first time in his tenure. The Huskers return three starters and seven letterwinners while welcoming eight scholarship newcomers.

The returnees are led by fourth-year junior Trey McGowens, who averaged 10.7 points, 3.9 rebounds and 2.3 assists per game in 2020-21. He is joined by returning starters Lat Mayen (8.6 ppg, 4.5 rpg) and Derrick Walker Jr. (5.9 ppg, 4.8 rpg), as the trio combined for 70 starts last year. McGowens and Mayen started all 27 games, while Walker started the Huskers' final 16 games. NU also returns a trio of key reserves in Kobe Webster (8.1 ppg, 38 percent from 3-point range), Eduardo Andre (2.7 ppg, 2.1 rpg) and Trevor Lakes (3.7 ppg, 1.1 rpg).

The newcomers include a recruiting class which was ranked in the top-15 nationally by ESPN, as well as three Division I transfers. Bryce McGowens is one of the top-25 recruits in the country and was a five-star recruit by several recruiting services after averaging 21.6 points, 4.7 rebounds, 3.1 assists and 1.1 blocks per game last season. He was the Gatorade South Carolina Player of the Year and was selected to the Jordan Brand roster. Wilhelm Breidenbach was a top-100 recruit by ESPN as he averaged 15.5 points, 7.0 rebounds and 2.8 assists per game at national power Mater Dai High School before he suffered a season-ending injury. Junior college transfer Keisei Tominaga earned NJCAA All-America honors after 16.3 points per game and shooting 48 percent from 3-point range. Tominaga played in the Olympics for his native Japan in the 3x3 event and ranked among the leading scorers in the event despite being the youngest competitor in the field.

The transfers are led by fifth-year senior Alonzo Verge Jr., who averaged 14.0 points, 3.8 assists and 3.9 rebounds per game at Arizona State. In 2019-20, he was the Pac-12 Sixth Man of the Year as he averaged 14.6 points per game, including a 43-point outburst against St. Mary's. Both C.J. Wilcher (Xavier) and Keon Edwards (DePaul) were both top-100 recruits in high school and come to NU with four years of eligibility remaining. Wilcher played in 15 games for Xavier, averaging 3.3 points per game, while Edwards saw action in five games for DePaul after reclassifying in December of 2020.

**WHAT'S BACK FOR THE BIG RED**

For the first time in Fred Hoiberg's three seasons, the Huskers return a significant portion of their roster. With three starters (Trey McGowens, Lat Mayen and Derek Walker) and two of its top reserves (Kobe Webster and Eduardo Andre), the Huskers return nearly 50 percent of its scoring and more than 40 percent of its rebounding and assists.

While it may not seem like large numbers, the two previous teams had just 21 percent (2020-21) and two percent (2019-20) of its points back from the previous season - the lowest two totals for the Huskers over the last 20 years. In Hoiberg's first season, NU returned just one letterwinner and 50 total points - the fewest returning total by any power conference school (Power Five + Big East) in a decade.

Category	2021-22 (Year 3)	2020-21 (Year 2)	2019-20 (Year 1)
Pct. of scoring	49.6 (936/1889)	21.6 (483/2235)	1.9 (50/2586)
Pct. of rebounds	42.1 (411/977)	33.7 (383/1138)	4.2 (53/1277)
Pct. of field goals made	49.9 (335/671)	22.0 (179/815)	7.0 (19/270)
Pct. of field goals attempted	49.8 (799/1604)	20.1 (405/2011)	2.6 (56/2133)
Pct. of 3-point FG made	59.6 (136/228)	19.4 (49/253)	1.5 (4/270)
Pct. of 3-point FG attempted	55.0 (376/684)	16.5 (131/796)	2.9 (23/800)
Pct. of free throws made	40.8 (139/319)	21.6 (76/352)	1.7 (8/484)
Pct. of free throws attempted	41.3 (206/499)	22.9 (134/584)	1.7 (12/694)
Pct. of assists	41.5 (153/369)	13.1 (58/442)	4.1 (19/466)
Pct. of steals	44.6 (86/193)	24.7 (55/223)	5.4 (14/260)
Pct. of blocked shots	44.3 (39/88)	24.1 (19/79)	3.3 (5/151)
Pct. of minutes	50.6 (2745/5425)	26.5 (1731/6525)	4.2 (307/7225)

**HUSKERS LOOK TO TAKE ADVANTAGE OF EXPERIENCE**

Nebraska's 2021-22 roster has plenty of college experience, as Derrick Walker, Kobe Webster, Alonzo Verge, Lat Mayen and Trevor Lakes all begin their fifth season of college eligibility. Lakes and Webster are "Super Seniors" who took advantage of their free year of eligibility. Nebraska returns three players who have scored at least 1,000 points at the college level.

Walker, who turns 24 on opening night, and third-year walk-on Jace Piatkowski are the only players remaining from Fred Hoiberg's first team at Nebraska.

**CAREER 1,000-POINT SCORERS**

Player	Career Points
Kobe Webster	1,636
Trey McGowens	1,052
Trevor Lakes	1,024

**312** Nebraska's 2021-22 roster has combined for 312 starts at the college level, including 91 by Trey McGowens and 90 by Kobe Webster. At Nebraska, McGowens and Mayen started all 27 games for the Huskers in 2020-21.

**HUSKERS PLAYING PROFESSIONALLY**

NBA	Player (Years at NU)	Current Team	League
	Dalano Barton (2020-21)	Toronto Raptors	NBA
	Isaiah Roby (2017-19)	OKC Thunder	NBA
Overseas	Player (Years at NU)	Current Team	League
	Kris Douse (2007)	BC Mess	Luxembourg
	Sek Henry (2007-10)	Digon	France
	Ryan Anderson (2007-10)	Niagara	Canada
	Christian Standhardinger (2010-11)	Berangay	Philippines
	Caleb Walker (2011-12)	Nancy	France
	Jorge Brian Diaz (2010-12)	Quebradillas	Puerto Rico
	Ray Gallegos (2010-14)	Dorados	Mexico
	Terran Petteway (2014-15)	Peristeri	Greece
	Shavon Shields (2013-16)	Olimpia Milano	Italy
	Andrew White III (2015-16)	Buyukcekmece	Turkey
	Tai Webster (2014-17)	Zalgris	Lithuania
	Jack McVeigh (2016-18)	Adelaide	Australia
	Duby Okeke (2018)	Leones	Dominican Republic
	Anton Gill (2017-18)	Corsarios	Columbia
	Evan Taylor (2017-18)	Nuremberg	Germany
	Glynn Watson Jr. (2016-19)	Lavrio	Greece
	James Palmer Jr. (2018-19)	Stai	Poland
	Isaac Copeland Jr. (2018-19)	Yokohama Ex	Japan
	Dachon Burke Jr. (2019-20)	Prishtina	Kosovo
	Matej Kavaz (2020)	Lleida	Spain
	Haanif Cheatham (2020)	Apollon	Cyprus
	Thorir Thorbjarnarson (2018-21)	KR Reykjavik	Iceland

TOP-10 PBA CROWDS

No.	Attend.	Opponent	Date
1.	15,998	Wisconsin	March 9, 2014
2.	15,991	Penn State	Feb. 25, 2018
3.	15,987	Tennessee-Martin	Nov. 28, 2014
4.	15,978	Northwestern	March 1, 2014
5.	15,952	Iowa	Jan. 27, 2018
6.	15,950	Creighton	Dec. 8, 2018
7.	15,949	Arkansas State	Dec. 14, 2013
8.	15,946	South Dakota State	Nov. 15, 2019
9.	15,945	Minnesota	Jan. 26, 2014
10.	15,933	Iowa	Feb. 22, 2015

RECORD AT PINNACLE BANK ARENA

Season	Wins	Losses	Pct.
2013-14	15	1	.938
2014-15	10	6	.625
2015-16	10	8	.556
2016-17	8	8	.500
2017-18	16	1	.941
2018-19	13	5	.722
2019-20	5	11	.313
2020-21	6	9	.400
<b>Totals</b>	<b>83</b>	<b>49</b>	<b>.629</b>

2020-21 MISC. STATS

TEAM LEADERS

**Double-Figure Scoring Games:** ..... Allen-18; Banton-14  
 McGowens-17; Webster-12; Mayen-10; Stevenson-5;  
 Lakes-1; Ouedraogo-1; Walker-3; Thorbjarnarson-2

**10+ Rebounding Games:**..... Banton-2; Ouedraogo-1; Mayen-2

**Double-Doubles:**..... Banton-1; Ouedraogo-1

**Triple-Doubles:**.....Banton-1

**20-Point Games:** .....Allen-8; Webster-2; McGowens-1; Mayen-1

**30-Point Games:** ..... Allen-1

**40-Point Games:** ..... Allen-1

**Games Leading NU in Scoring:**\*Allen-12; Banton-4; McGowens-4;  
 Mayen-4; Stevenson-2; Webster-3

**Games Leading NU in Rebounding:**\* ..... Banton-9; Ouedraogo-4;  
 Allen-7; Mayen-4; McGowens-2; Walker-4; Thorbjarnarson-2

**Games Leading NU in Assists:**\* ..... Banton-14; Thorbjarnarson-6;  
 Mayen-1; Allen-2; McGowens-3; Walker-2

**Games Leading NU in Blocks\*** ..... Banton-12; Ouedraogo-5;  
 Mayen-8; Walker-6; McGowens-3; Porter-1; Allen-1;  
 Stevenson-2; Thorbjarnarson-2; Andre-1

**Games Leading NU in Steals** ..... McGowens-15; Allen-8;  
 Banton-5; Thorbjarnarson-7; Stevenson-3; Mayen-4;  
 Ouedraogo-4; Walker-4; Wood-1; Webster-1

\*-Includes Ties

FROSH OPENER STARTERS (SINCE 1995)

Freshman	Pos.	Year
Yvan Ouedraogo	F.	2019-20
Tai Webster	G.	2013-14
Benny Parker	G.	2012-13
Jorge Brian Diaz*	C.	2009-10
Brandon Ubel	F.	2009-10
Cookie Miller	G.	2007-08
Sek Henry	G.	2006-07
Ryan Anderson	G.	2006-07
Marcus Walker	G.	2005-06
Jake Muhleisen	G.	2001-02
Brian Conklin*	F.	2000-01
Cookie Belcher	G.	1996-97
Tyrone Lue	G.	1995-96

\*-redshirt freshman



FILLING UP THE VAULT IN 2021-22

With no fans allowed in 2020-21, Nebraska missed out on the fan support which has ranked among the nation's best since opening Pinnacle Bank Arena in August of 2013. From 2013-14 to 2020-21, Nebraska annually ranked in the top 15 nationally in average attendance, averaging sellout crowds in the 15,000-seat arena.

Two years ago, the Huskers established a single-season record with an average of 15,605 fans per game despite posting a 7-25 record. That set NU's single-season record, breaking the mark of 15,569 per game set during the 2014-15 season. Nebraska was one of nine schools in the country to average 15,000+ fans per contest from 2013-14 to 2019-20, joining Kentucky, Syracuse, Louisville, North Carolina, Wisconsin, Indiana, Kansas and Creighton.

HUSKER RECRUITING CLASS SEEING STARS

The Huskers bring one of the nation's top recruiting classes to campus this fall. The class is ranked as high as 13th by ESPN as well as 18th by 247Sports and 21st by Rivals and is the third-highest ranked class in the Big Ten.

Nebraska's five signees are headlined by five-star Bryce McGowens and four-star recruit Wilhelm Breidenbach, both of whom were top-100 recruits. McGowens was a consensus top-25 recruit who played in the Iverson Classic and was selected to the Jordan Brand team. NU rounded out the class with junior college All-American Keisei Tominaga and freshmen Oleg Kojenets and Quaran McPherson.

The Huskers three incoming transfers, who do not count in recruiting rankings included a pair of former top-100 recruits in C.J. Wilcher (Xavier) and Keon Edwards (DePaul), while Alonzo Verge spent the last two seasons at Arizona State, where he was the Pac-12 Sixth Man of the Year in 2020.

UP-TEMPO BASKETBALL

One trait of any Fred Hoiberg-coached team is to play at a fast pace. The Huskers have led the Big Ten in pace in each of the last two seasons, ranking 16th nationally by KenPom in 2019-20 and 35th in 2020-21. NU has been the only Big Ten team to rank in the top-50 nationally in each of the past two seasons.

In seven full seasons as a college head coach (five at Iowa State and two at NU), Hoiberg's teams have ranked in the top-50 in tempo five times, including three times in the top-20. Prior to Hoiberg's arrival, the last time a Husker team was in the top-100 nationally in tempo according to KenPom was in 1999-2000 under Danny Nee.

Year	Hoiberg-Coached Team	Big Ten Leader
2010-11	Iowa State (34th)	Iowa (100th)
2011-12	Iowa State (128th)	Iowa (70th)
2012-13	Iowa State (30th)	Iowa (95th)
2013-14	Iowa State (12th)	Iowa (29th)
2014-15	Iowa State (10th)	Minnesota (47th)
2019-20	Nebraska (16th)	Nebraska
2020-21	Nebraska (35th)	Nebraska

TREY THIEVERY

Fourth-year guard Trey McGowens led Nebraska with 38 steals in his first season, continuing a trend during his college career. The 6-foot-4 guard was fourth in the Big Ten with 1.4 steals per game while starting all 27 games for the Big Red. It marked the third straight season he ranked in the top five in the conference in steals, as he ranked among the ACC leaders in both 2018-19 and 2019-20. McGowens had eight steals in the Huskers' two exhibition contests.

He is one of only four players in power conference programs who have ranked in the top five in steals in each of the past three seasons, joining Jamari Wheeler, LJ Figueroa and Marcus Garrett. McGowens and Wheeler, who has transferred from Penn State to Ohio State, return to college basketball in 2021-22.

Year	SPG	Conf. Rank
2018-19	1.9	3rd (ACC)
2019-20	1.9	4th (ACC)
2020-21	1.4	5th (B1G)

UNIVERSITY INFO

Location ..... Lincoln, Neb.  
 Founded ..... 1869  
 Enrollment ..... 24,431  
 Nickname ..... Cornhuskers, Huskers  
 Colors ..... Scarlet & Cream  
 Affiliation ..... NCAA Division I  
 Conference ..... Big Ten Conference  
 Home Arena ..... Pinnacle Bank Arena  
 Capacity/Year Opened ..... 15,000/2013  
 Chancellor ..... Ronnie Green  
 Faculty Rep. .... Scott M. Fuess Jr.  
 Vice Chancellor, Director of Athletics ..... Trev Alberts  
 Athletic Dept. Phone ..... (402) 472-4224  
 Assistant A.D./Ticketing ..... Holly Adam  
 Ticket Office Phone ..... (402) 472-3111 or 1-800-8BIGRED  
 Website ..... Huskers.com

BASKETBALL HISTORY

First year of basketball ..... 1896-97  
 Regular-season conference titles (last) ..... 7 (1950)  
 Postseason conference titles (last) ..... 1 (1994)  
 All-time postseason appearances ..... 26  
 All-time postseason record ..... 24-25  
 NCAA Appearances (last) ..... 7 (2014)  
 NIT Appearances (last) ..... 19 (2019)

BASKETBALL STAFF

Head Coach ..... Fred Hoiberg  
 Alma Mater (Year) ..... Iowa State (1995)  
 Record at Nebraska ..... 14-45 (3rd season)  
 Overall Coaching Record ..... 129-101 (8th season)  
 Assistant Coaches ..... Matt Abdelmassih (3rd season)  
 ..... Armon Gates (4th season)  
 ..... Nate Loenser (1st season)  
 Special Assistant to the Head Coach ..... Doc Sadler (3rd season)  
 Director of Men's Basketball  
 Strength & Conditioning ..... Kurt Joseph  
 Director of Operations ..... Luca Virgilio  
 Asst. Director of Operations ..... Sheryl Burbach  
 Video Coordinator ..... Matt Holt  
 Director of Player Development .. Bertram "Buzzy" Caruthers  
 Recruiting Coordinator ..... Athan Katsantonis  
 NAPL Director ..... Chris Bach  
 Sports Psychologist ..... Brett Woods  
 Graduate Managers ..... Hallice Cooke & Keenan Holdman  
 Assistant Athletic Trainer ..... R.J. Pietig  
 Equipment Manager ..... Pat Norris

2021-22 TEAM INFORMATION

Head Coach ..... Fred Hoiberg  
 2020-21 Record ..... 7-20 (6-9 H, 1-10 A, 0-1 N)  
 Big Ten Record (Finish) ..... 3-16 (14th)  
 Big Ten Championship ..... 0-1; lost to Penn State, 66-72  
 Postseason ..... None  
 Starters Returning/Lost ..... 3/2  
 Lettermen Returning/Lost ..... 7/7  
 Scholarship Newcomers ..... 8

COMMUNICATIONS INFORMATION

Associate A.D./Communications ..... Keith Mann  
 Office Phone ..... (402) 472-2263  
 Sr. Assoc. Director/MBB Contact ..... Shamus McKnight  
 Office/Cell Phone ..... (402) 472-7772/ (402) 540-0268  
 E-Mail ..... smcknight@huskers.com  
 Press Row Phone ..... (402) 904-5925  
 Communications Mailing Address ..... P.O. Box 880123,  
 ..... 800 Stadium Drive, Lincoln, NE 68588-0123

MEDIA WEBSITE

Media can access Nebraska's media site for headshots, press conference video and more.

Huskers.com/media

3

Nebraska is one of only three teams in the country to play a top-10 schedule according to KenPom in each of the last two seasons (also Michigan State and Wisconsin). NU's 2020-21 schedule ranked fourth nationally after ranking eighth nationally in 2019-20.

HUSKERS WILL BE TESTED IN 2021-22

The Huskers face a 2021-22 schedule which features eight games against teams ranked in the Associated Press preseason poll released on Oct. 18. NU will face No. 22 Auburn in non-conference play as part of Holiday Hoopsgiving, while facing No. 6 Michigan (twice), No. 7 Purdue, No. 11 Illinois, No. 17 Ohio State (twice) and No. 21 Maryland. In addition, NU will also play five other games against teams receiving votes (Michigan State, Indiana and Rutgers) in the preseason poll.

ALL IN THE FAMILY

Several members of the 2021-22 Huskers have family members who have played basketball at the college or professional levels. The list is led by former NBA players Eric Piatkowski, who spent 14 years in the NBA after scoring nearly 2,000 career points at Nebraska, and Fred Hoiberg, who played in the NBA for a decade after a standout career at Iowa State. Keisei Tominaga's father didn't play college basketball, but was a center on the Japanese national team at the 1998 FIBA World Championship and played professionally in Japan for a decade.

Player	Relative	College (Sport)
Jackson Cronin	Steve (Father)	Tufts (MBB)
Keon Edwards	Kyre (Brother)	Texas A&M-Kingsville
	Pam Owens (Mother)	Western Carolina (WBB)
Sam Hoiberg	Fred (Father)	Iowa State/NBA (MBB)
	Jack (Brother)	Michigan State/UT-Arlington (MBB)
Oleg Kojenets	Aleh (Father)	UNC Wilmington
	Jurga Paliukaite (Mother)	UNC Wilmington
Trey & Bryce McGowens	Bobby McGowens (Father)	Clemson (FB)/South Carolina State (MBB/FB)
Jace Piatkowski	Eric Piatkowski (Father)	Nebraska (MBB)
Keisei Tominaga	Hiroyuki (Father)	Played Internationally for Japan
Alonzo Verge Jr.	Alonzo (Father)	Eastern New Mexico (MBB)
C.J. Wilcher	Sergio (Father)	Morgan State (MBB)

BANTON AND ROBY ON NBA ROSTERS

Nebraska had a pair of former players on opening-night NBA rosters with Isaiah Roby and Dalano Banton. The pair gives Nebraska multiple NBA players since the 2008-09 season (Tyronn Lue and Mikki Moore). In addition, Tyronn Lue is beginning his second season as the head coach of the Los Angeles Clippers

Roby, a second-round pick in 2019, is in his second full season with the Oklahoma City Thunder after averaging 8.7 points and 5.6 rebounds per game last season. Roby played three seasons at Nebraska and helped the Huskers to a pair of postseason appearances.

Banton was a second-round pick of Toronto in 2021, becoming the Huskers' second NBA Draft pick in the last three years. Banton spent two years at NU and averaged 9.6 points per game in 2020-21 while leading the Huskers in both rebounding (5.9) and assists (3.9) per game. He became the first Husker since 1974 to lead NU in both rebounds and assists in the same season.

IT IS ACADEMIC FOR WEBSTER

Kobe Webster became the latest Husker men's basketball player to earn CoSIDA Academic All-America honors, as he was a third-team selection in May of 2021. Webster, who graduated from Western Illinois in 2020, has a 3.75 GPA while working on his master's degree in educational administration.

Webster was the first Husker men's basketball player to be honored since Shavon Shields in 2015 and 2016. NU Head Coach Fred Hoiberg was a two-time Academic All-American at Iowa State (1994 and 1995) and was inducted into the CoSIDA Academic All-America® Hall of Fame in 2016. Entering the 2021-22 school year, Nebraska leads all NCAA Division I programs with 347 CoSIDA Academic All-Americans.

AN OLYMPIC EFFORT BY TOMINAGA

Nebraska's 2021-22 roster features an Olympian, as Keisei Tominaga played for his native Japan in 3x3 basketball during the Tokyo Olympics. Tominaga, the youngest player in the eight-team field, helped Japan reach the medal round and finished third among all players in scoring (6.9 ppg), fourth in 1-point shooting (74 percent) and seventh in 2-point shooting (36 percent). He was one of only two active NCAA players to play in the Olympics, joining Virginia's Francisco Caffaro, who played for Argentina in men's basketball.

Tominaga became the third Husker basketball player to play in the Olympics, joining Aleks Maric (2012, Australia) and Ade Dagunduro (2012, Nigeria).

HUSKERS HAIL FROM AROUND THE WORLD

NU's roster has had an international flavor in recent seasons and that trend will continue in 2021-21. Four Huskers hail from overseas, including Eduardo Andre (London, England), Oleg Kojenets (Kaunas, Lithuania), Lat Mayen (Adelaide, Australia) and Keisei Tominaga (Moriyama Nagoya Aichi, Japan). In three seasons under Hoiberg, NU has had players on its roster from a host of countries, including Australia, Canada, England, France, Iceland and Slovenia.

INTERNATIONAL FLAVOR

Year .....	Hometown
Eduardo Andre .....	London, England
Oleg Kojenets .....	Kaunas, Lithuania
Lat Mayen .....	Adelaide, Australia
Keisei Tominaga .....	Moriyama Nagoya Aichi, Japan



# NEBRASKA BASKETBALL RADIO/TV ROSTER



**0 | C.J. WILCHER**  
Fr. | G | 6-5 | 221  
Plainfield, N.J.




**1 | ALONZO VERGE JR.**  
Sr. | G | 6-3 | 164  
Chicago, Ill.



**2 | TREY MCGOWENS**  
Jr. | G | 6-4 | 196  
Pendleton, S.C.



**3 | QUARAN MCPHERSON**  
Fr. | G | 6-3 | 199  
Queens, N.Y.



**4 | JACKSON CRONIN**  
Fr. | G | 6-1 | 187  
Great Neck, N.Y.



**5 | BRYCE MCGOWENS**  
Fr. | G | 6-7 | 179  
Pendleton, S.C.



**10 | KOBE WEBSTER**  
Sr. | G | 6-0 | 176  
Indianapolis, Ind.



**11 | LAT MAYEN**  
Jr. | F | 6-9 | 217  
Adelaide, Australia



**12 | SAM HOIBERG**  
Fr. | G | 6-0 | 183  
Lincoln, Neb.




**13 | DERRICK WALKER JR.**  
Jr. | F | 6-9 | 239  
Kansas City, Mo.



**14 | TREVOR LAKES**  
Sr. | F | 6-8 | 220  
Lebanon, Ind.



**15 | CHRIS MCGRAW**  
So. | G | 6-0 | 176  
Columbus, Ohio



**21 | JACE PIATKOWSKI**  
Rfr. | G | 6-3 | 177  
Omaha, Neb.




**23 | KEON EDWARDS**  
Fr. | G | 6-7 | 204  
Houston, Texas



**30 | KEISEI TOMINAGA**  
So. | G | 6-2 | 178  
Moriyama Nagoya  
Aichi, Japan



**32 | WILHELM BREIDENBACH**  
Fr. | F | 6-10 | 227  
Rancho Santa  
Margarita, Calif



**33 | OLEG KOJENETS**  
Fr. | F | 7-0 | 223  
Kaunas, Lithuania



**35 | EDUARDO ANDRE**  
Fr. | F | 6-11 | 236  
London, England



**FRED HOIBERG**  
Head Coach



**MATT ABDELMASSIH**  
Assistant Coach



**ARMON GATES**  
Assistant Coach



**NATE LOENSER**  
Assistant Coach



**DOC SADLER**  
Special Assistant to  
the Head Coach



**LUCA VIRGILIO**  
Director of Basketball  
Operations



**KURT JOSEPH**  
Director of Men's  
Basketball Strength &  
Conditioning



**MATT HOLT**  
Video Coordinator



**BUZZY CARUTHERS**  
Director of Player  
Development




**R.J. PIETIG**  
Athletic Trainer



**PAT NORRIS**  
Equipment Manager



**SHERYL BURBACH**  
Assistant Director of  
Basketball Operations



**ATHAN KATSANTONIS**  
Recruiting  
Coordinator



**HALLICE COOKE**  
Graduate Manager



**KEENAN HOLDMAN**  
Graduate Manager

## PRONUNCIATION GUIDE

Name .....	Pronunciation
Matt Abdelmassih .....	Abdel-massey
Wilhelm Breidenbach .....	briad-in-baak
Athan Katsatonis .....	kat-san-to-nis
Oleg Kojenets .....	Oh-leg Co-yah-net
Nate Loenser .....	Len-zer
Lat Mayen .....	Latt [rhymes w/ Matt] MAY-en
Quaran McPherson .....	kr-aan
Jace Piatkowski .....	Pie-it-COW-ski
Keisei Tominaga .....	Kay-say Toe-may-nawga
C.J. Wilcher .....	WILL-chur

# NEBRASKA HEAD COACH FRED HOIBERG

## NEBRASKA (2019-PRESENT)

- Hired as Nebraska's 28th men's basketball coach on March 30, 2019, a position his grandfather (Jerry Bush) held for nine seasons from 1954 to 1963.
- Brought in the highest-ranked recruiting class in school history, as his 2021 class was ranked 13th nationally by ESPN.com

## CHICAGO BULLS (2015-18)

- Coached the Chicago Bulls for three-plus seasons, posting a 115-155 record.
- Became just the fifth coach in franchise history to post a winning record in his debut season.
- Took the Bulls to the 2017 NBA Playoffs where they won the first two games against the top-seeded Boston Celtics, as the Bulls were the first No. 8 seed to take a 2-0 lead against a No. 1 seed since 1993.
- Was the fifth coach in NBA history to have each of his first two career playoff victories come on the road.

## IOWA STATE (2010-15)

- Served as head coach at his alma mater for five seasons, posting a 115-56 record, which is the top winning percentage in school history (.673).
- Led the Cyclones to four straight NCAA Tournament appearances - a program record - while his 115 wins were the most in a five-year stretch in school history.
- Guided Iowa State to back-to-back Big 12 Tournament titles in 2014 and 2015.
- Produced four All-Americans, 12 All-Big 12 honorees and 10 players who played in the NBA.
- Named Big 12 Coach of the Year in 2012, as the Cyclones went from three conference wins to 12 in one season.
- Won 28 games and reached the NCAA Sweet 16 in 2014.
- Led the Big 12 in scoring offense in two of his last four seasons and topped the conference in 3-pointers four times in five years.

## MINNESOTA TIMBERWOLVES (2005-10)

- Served as Vice President of Basketball Operations in 2009-10, overseeing the day-to-day operations of basketball programs including college and pro scouting, salary cap management and NBA Draft preparations.
- Was the Assistant General Manager for three seasons, helping the Timberwolves orchestrate a draft-day trade for five-time all-star Kevin Love in 2008.

## AS AN NBA PLAYER (1995-2005)

- Spent 10 years in the NBA with the Indiana Pacers (four seasons), Chicago Bulls (four seasons) and Minnesota Timberwolves (two seasons) after being selected in the second round of the 1995 NBA Draft.
- Was a member of three NBA Playoff Teams, including a Timberwolves team that reached the 2004 Western Conference Finals.
- Shot 40 percent from 3-point range during his career and led the NBA in 3-point shooting in his final season (48.3, 2004-05).
- Ended his NBA career abruptly at the age of 33 after undergoing open-heart surgery to repair an aneurysm in his aortic root.

## AS A PLAYER AT IOWA STATE (1991-95)

- Started all four seasons at Iowa State, averaging 15.8 points, 6.9 rebounds, 2.8 assists and 1.6 steals per game in his collegiate career.
- His No. 32 was retired by Iowa State in 1997 and Hoiberg is a member of the ISU Hall of Fame.
- Garnered third-team All-America honors as a senior in 1994-95, averaging 19.9 points per game to help the Cyclones win a then-school-record 23 games and was named Big Eight Co-Male Athlete of the Year in 1995.
- Two-time Academic All-American who was inducted into the CoSIDA Academic Hall of Fame in 2016.



## FRED HOIBERG'S COLLEGIATE COACHING RECORD

Year	School	Overall Record	Pct.	Conf. Record	Pct	Conf. Finish	Postseason
2010-11	Iowa State	16-16	.500	3-13	.188	12th	None
2011-12	Iowa State	23-11	.676	12-6	.677	T-3rd	NCAA Third Round
2012-13	Iowa State	23-12	.657	11-7	.611	T-4th	NCAA Third Round
2013-14	Iowa State	28-8	.778	11-7	.611	T-3rd	NCAA Sweet 16
2014-15	Iowa State	25-9	.735	12-6	.677	T-2nd	NCAA Second Round
2019-20	Nebraska	7-25	.219	2-18	.100	14th	None
2020-21	Nebraska	7-20	.259	3-16	.158	-	-
<b>Totals</b>		<b>129-101</b>	<b>.561</b>	<b>54-73</b>	<b>.425</b>		



# THE LAST TIME...

## Nebraska Team

Ranked in the top 5 (AP Poll) ..... Never Happened  
 Ranked in the top 10 (AP Poll) ..... March 1, 1966  
 Ranked in the top 20 (AP Poll) ..... Jan. 2, 1995  
 Ranked in the top 25 (AP Poll) ..... Dec. 31, 2018 (No. 24)  
 Ranked in the top 25 (USA Today Coaches Poll) ..... Dec. 31, 2018 (No. 23)

Played AP Poll No. 1 ranked team ..... lost at No. 1 Indiana (47-76), 2/13/2013  
 Defeated AP Poll No. 1 ranked team ..... at No. 1 Missouri (67-51), 2/6/1982  
 Played AP Poll No. 2 ranked team ..... lost at No. 2 Michigan (47-62), 1/9/13  
 Defeated AP Poll No. 2 ranked team ..... vs. No. 2 Oklahoma State (85-69), 2/5/1992  
 Played Team Ranked 1-5 by AP ..... lost at No. 5 Iowa (64-102), 3/4/2021  
 Defeated Team Ranked 1-5 by AP ..... vs. No. 3 Texas (70-67), 2/19/2011  
 Played Team Ranked 6-10 by AP ..... lost to No. 6 Illinois (72-77, OT), 2/12/2021  
 Defeated Team Ranked 6-10 by AP ..... vs. No. 9 Wisconsin (77-68), 3/9/2014  
 Defeated Team Ranked 11-25 by AP ..... vs. No. 21 Maryland (68-61), 3/14/2019  
 Defeated Team Ranked 1-10 by AP on Road ..... at No. 9 Michigan State (60-51), 2/16/2014  
 Defeated Ranked Team by AP on Road ..... vs. No. 25 Indiana (66-51), 1/14/2019

Scored 100 or more points ..... 110; vs. Doane, 12/17/2020  
 Scored 90 or more points ..... 110; vs. Doane, 12/17/2020  
 Scored 80 or more points ..... 110; vs. Doane, 12/17/2020  
 Scored less than 50 points ..... 48; vs. Wisconsin, 2/10/2021  
 Scored less than 40 points ..... 38; at Oregon, 12/15/2012  
 Shot 75% from the field ..... 750; vs. Nebraska-Omaha (42-56), 1/25/1988 \$  
 Shot 70% from the field ..... 723; vs. UNC Wilmington (34-47), 12/5/1997  
 Shot 60% from the field ..... 628; vs. Northwestern (27-43), 2/3/2015

Made 50 or more free throws ..... Never Happened  
 Made 40 or more free throws ..... 43; vs. Texas (43-59), 1/3/1996 - \$  
 Made 30 or more free throws ..... 37; vs. UTSA (37-50), 12/20/2017  
 Made 25 or more free throws ..... 25; vs. Illinois (25-30), 12/2/2018  
 Attempted 60 or more free throws ..... 60; vs. Kansas State (36-60), 1/11/1954 - \$  
 Attempted 50 or more free throws ..... 50; vs. UTSA (37-50), 12/20/2017  
 Attempted 40 or more free throws ..... 50; vs. UTSA (37-50), 12/20/2017  
 Attempted 30 or more free throws ..... 30; vs. South Dakota (21-30), 12/1/2020  
 Shot 100% from the foul line (min 10 att.) ..... 1.000; at Penn State (16-16), 1/19/2013  
 Shot 95% from the foul line (min 10 att.) ..... 1.000; at Penn State, (16-16), 1/19/2013  
 Shot 90% from the foul line (min 10 att.) ..... 913; vs. Oklahoma State (21-23), 12/16/2018

Made 20 or more 3-pointers ..... Never Happened  
 Made 15 or more 3-pointers ..... 15; vs. Mississippi Valley State (15-37), 11/6/2018  
 Made 10 or more 3-pointers ..... 14; at Northwestern (14-33), 3/7/2021  
 Made 0 3-pointers ..... 0; vs. Jacksonville State (0-5), 12/18/2012  
 Held Opponent to 0 3-pointers ..... 0; Southeastern Louisiana, 11/22/2015  
 Attempted 40 or more 3-pointers ..... 41; vs. Nevada (9-41), 11/26/2020 \$  
 Attempted 30 or more 3-pointers ..... 33; vs. Penn State (B1G) (9-33), 3/10/2021  
 Attempted 20 or more 3-pointers ..... 33; vs. Penn State (B1G) (9-33), 3/10/2021  
 Shot 75% from 3-point range (min. 10 att.) ..... 750; vs. UT-Pan American (9-12), 12/2/2009 - \$  
 Shot 60% from 3-point range (min. 10 att.) ..... 647; vs. USC (11-17), 12/3/2012  
 Shot 50% from 3-point range (min. 10 att.) ..... 529; vs. Minnesota (9-17), 2/27/2021  
 Shot 50% from 3-point range (min. 20 att.) ..... 571; vs. Southern (12-21), 11/22/2019

Had 60 or more rebounds ..... 60; vs. Oral Roberts, 12/22/1999  
 Had 50 or more rebounds ..... 44; vs. Doane, 12/17/2020

Had 30 or more assists ..... 35; vs. Northeastern Illinois, 12/21/1994  
 Had 25 or more assists ..... 25; vs. Doane, 12/17/2020  
 Had 20 or more assists ..... 21; at Northwestern, 3/7/2021  
 Had 15 or more assists ..... 21; at Northwestern, 3/7/2021

Had 20 or more steals ..... 23; vs. Texas Tech, 3/4/1999 - \$  
 Had 15 or more steals ..... 16; vs. McNeese State, 11/28/2020  
 Had 10 or more steals ..... 11; vs. Rutgers, 3/1/2021

Had 15 or more blocked shots ..... 15; vs. Coppin State, Dec. 6, 1996 - \$  
 Had 10 or more blocked shots ..... 14; at Northwestern, 1/2/2018

Had 30 or more turnovers ..... 31, at Creighton, 12/11/2005  
 Had 20 or more turnovers ..... 20; at Iowa, 3/4/2021  
 Had 5 or less turnovers ..... 5; vs. Purdue, 2/23/2019

## Nebraska Player...

Had 20 or more points: ..... 20; Kobe Webster at Northwestern, 3/7/2021  
 Had 25 or more points: ..... 25; Lat Mayen vs. Rutgers, 3/1/2021  
 Had 30 or more points: ..... 41; Teddy Allen vs. Penn State, 2/23/2021  
 Had 40 or more points: ..... 41; Teddy Allen vs. Penn State, 2/23/2021  
 Had 20 or more points in a half (1st): ..... 20; Lat Mayen vs. Rutgers (1st), 3/1/2021

Had No Player in Double Figures: ..... vs. Ohio State, 1/21/2012  
 Had Five Players with 10 or more points ..... vs. Minnesota, 2/27/2021  
 ...Dalano Banton (14), Derrick Walker (12), Trey McGowens (11), Kobe Webster (10), Thorir Thorbjarnarson (10)  
 Had Six Players with 10 or more points ..... vs. McNeese State, 11/25/2020  
 ..... Teddy Allen (14); Trey McGowens (14); Shamiel Stevenson (14) Dalano Banton;  
 ..... Kobe Webster (13); Lat Mayen (13)  
 Two Huskers with 20 or more points, same game: ..... vs. Michigan State, 1/2/2021  
 ..... Teddy Allen (23) and Trey McGowens (20)  
 Three Huskers with 20 or more points, same game: ..... Iowa, 3/10/2019  
 ..... James Palmer Jr. (30), Glynn Watson Jr. (23), Isaiah Roby (23)  
 Two Huskers with 30 or more points, same game: ..... Oregon, 11/25/1995  
 ..... Tyronn Lue (30) & Jaron Boone (30) - only time in school history

Had 10 or more rebounds: ..... 13; Lat Mayen at Iowa, 3/4/2021  
 Had 15 or more rebounds: ..... 19; Yvan Ouedraogo vs. Northwestern, 3/1/2020  
 Had 20 or more rebounds: ..... 21, Kimani Ffriend vs. Oral Roberts, 12/22/1999  
 Had 25 or more rebounds: ..... 26, Bill Johnson vs. Iowa State, 1/4/1954 - \$  
 Two Huskers with 10 or more rebounds, same game: ..... vs. Doane, 12/17/2020  
 ..... (Yvan Ouedraogo-13; Dalano Banton-11)  
 Three Huskers with 10 or more rebounds, same game: ..... vs. Texas Tech, 1/19/2000  
 ..... (Steffon Bradford 16; Kimani Ffriend 12; Louis Truscott 11)

Had 5 or more 3-pointers: ..... 7; Kobe Webster at Northwestern (7-12), 3/7/2021  
 Had 6 or more 3-pointers: ..... 7; Kobe Webster at Northwestern (7-12), 3/7/2021  
 Had 7 or more 3-pointers: ..... 7; Kobe Webster at Northwestern (7-12), 3/7/2021  
 Had 8 or more 3-pointers: ..... 8; Cary Cochran, vs. Baylor (8-13), 2/27/2002 - \$

Had 5 or more assists: ..... 6; Derrick Walker Jr. vs. Penn State (B1G), 3/10/21  
 Had 10 or more assists: ..... 10; Dalano Banton vs. Doane, 12/17/2020  
 Had 15 or more assists: ..... 15; Charles Richardson vs. Rutgers, 12/2/2006  
 Had 18 or more assists: ..... 18; Brian Carr, at Evansville, 1/3/1985 - \$

Had 5 or more blocked shots: ..... 5; Isaiah Roby vs. Northwestern, 2/16/2019  
 Had 6 or more blocked shots: ..... 6; Isaiah Roby vs. Eastern Illinois, 11/11/2017  
 Had 7 or more blocked shots: ..... 7; John Turek vs. Colorado, 3/2/2005  
 Had 9 or more blocked shots: ..... 9; Mikki Moore vs. Coppin State, 12/6/1996 - \$  
 Had 10 or more blocked shots: ..... Never Happened

Had 5 or more steals: ..... 5; Teddy Allen vs. North Dakota State, 11/28/2020  
 Had 6 or more steals: ..... 6; Glynn Watson Jr. vs. Long Beach State, 11/26/2017  
 Had 7 or more steals: ..... 7; Brandon Richardson at Ohio State, 1/3/2012  
 Had 8 or more steals: ..... 8, Cookie Belcher vs. Oklahoma St., 2/7/2001 - \$  
 Had 10 or more steals: ..... Never Happened

Had Triple-Double (Points/Rebounds/Assists): .....  
 ..... 10; Dalano Banton vs. Doane, 12/17/2020 (13/11/10)

Had Two Players with Double-Doubles: .....  
 ..... Yvan Ouedraogo and Dalano Banton vs. Doane (12/17/2020)

Had Double-Double (Points/Assists): ..... 10; Dalano Banton vs. Doane, 12/17/2020 (13/11/10)  
 Had Double-Double (Points/Rebounds): ..... Yvan Ouedraogo vs. Doane, 12/17/2020 (13/13)  
 Had Double-Double (Points/Steals): ..... Never Happened  
 Had Double-Double (Points/Blocks): ..... Never Happened

\$ - School Record - # - Tied School record  
 As of 3/11/2021



Peru St. - 58

Record: 0-0

NO.	Name	F	Min	FG	3P	FT	Rebounds			Fouls		TP	AS	TO	ST	Blocks		+/-	
				M-A	M-A	M-A	OR	DR	TOT	PF	FD					BS	BA		
5	Dedoch Chan	F	14:10	0-2	0-0	0-0	0	3	3	4	0	0	0	2	1	0	1	-14	
22	Jibril Harris	F	22:50	6-8	5-5	0-0	0	3	3	1	0	17	0	5	0	1	0	-12	
1	Troy Houghton	G	23:18	3-6	1-1	0-0	2	2	4	0	2	7	1	1	0	0	0	-8	
10	Tonje Durham	G	14:19	1-6	1-5	0-0	0	0	0	3	0	3	0	0	0	0	0	-12	
11	Skyler Wilson	G	16:44	0-3	0-0	2-2	2	5	7	0	2	2	3	2	0	0	1	-11	
2	SJ Allison Jr.		09:17	1-2	0-1	1-3	0	0	0	1	1	3	0	0	0	0	0	-4	
4	Henry Tanksley		16:25	4-9	1-4	0-0	0	1	1	1	1	9	2	1	0	0	0	-10	
12	Man Man Baker		19:48	1-3	1-1	0-0	7	2	9	1	3	3	3	3	1	0	0	-19	
23	Ajante Hogan		07:40	0-1	0-1	0-0	0	0	0	1	0	0	1	0	0	0	0	-11	
32	Isaac Simpson		10:18	2-5	2-4	0-0	0	0	0	1	0	6	0	1	0	0	1	-1	
3	Tyrece Griggs		13:08	0-3	0-1	2-5	0	0	0	1	3	2	1	2	0	0	1	-24	
15	Donzell Johnson		07:36	1-2	1-2	0-0	0	0	0	0	1	3	0	1	0	0	0	-16	
50	Christian Tidiane		05:47	0-3	0-0	0-0	0	0	0	1	0	0	0	0	0	0	0	-7	
42	Muoch Chagey		05:46	0-0	0-0	0-0	0	2	2	1	0	0	0	0	0	0	0	-12	
13	CJ Brown		05:58	0-2	0-2	1-2	0	2	2	1	1	1	0	0	0	0	0	-16	
14	Blake Petersen		03:28	0-0	0-0	0-0	0	0	0	0	0	0	0	0	0	0	0	-9	
20	Tyler Riley		03:28	1-3	0-1	0-2	0	0	0	0	1	2	0	0	0	0	1	-9	
Team							1	0	1			0		0					
<b>Totals</b>				20-58	12-28	6-14	12	20	32	17	15	58	11	18	2	1	5		-39

Shooting By Period		
1 <sup>st</sup> FG%	11-24	45.8%
3PT%	7-14	50.0%
FT%	2-2	100%
2 <sup>nd</sup> FG%	9-34	26.5%
3PT%	5-14	35.7%
FT%	4-12	33.3%
GM FG%	20-58	34.5%
3PT%	12-28	42.9%
FT%	6-14	42.9%

Dead Ball Rebounds: 5, 0

Technical Fouls: NONE

Nebraska - 97

Record: 0-0

NO.	Name	F	Min	FG	3P	FT	Rebounds			Fouls		TP	AS	TO	ST	Blocks		+/-	
				M-A	M-A	M-A	OR	DR	TOT	PF	FD					BS	BA		
11	Lat Mayen	F	18:03	4-6	1-3	0-0	0	6	6	0	0	9	0	0	0	0	0	10	
13	Derrick Walker	F	17:27	5-6	0-0	2-4	0	2	2	0	2	12	3	1	2	1	0	9	
0	C.J. Wilcher	G	20:11	1-3	1-2	0-0	1	1	2	2	0	3	2	1	0	0	0	15	
2	Trey McGowens	G	21:29	0-1	0-0	2-2	0	3	3	2	3	2	5	1	3	0	0	16	
5	Bryce McGowens	G	21:43	2-8	0-4	0-0	0	0	0	1	0	4	2	2	2	0	1	11	
1	Alonzo Verge Jr.		21:29	7-10	2-2	4-4	1	3	4	2	3	20	8	2	3	0	0	12	
30	Keisei Tominaga		13:07	2-4	2-4	0-0	0	0	0	0	1	6	0	0	1	0	0	12	
23	Keon Edwards		17:45	4-4	3-3	1-1	1	0	1	1	2	12	0	1	0	2	0	22	
32	Wilhelm Breidenbach		14:03	3-3	0-0	3-4	0	4	4	3	4	9	1	1	0	1	0	12	
10	Kobe Webster		06:39	1-4	0-2	0-0	0	0	0	0	0	2	1	0	0	0	0	14	
35	Eduardo Andre		08:30	4-4	0-0	2-3	1	5	6	1	2	10	0	0	0	0	0	18	
14	Trevor Lakes		07:57	2-2	2-2	0-0	0	3	3	0	0	6	1	0	0	0	0	16	
3	Quaran McPherson		05:58	1-2	0-0	0-0	0	1	1	1	0	2	1	0	1	0	0	15	
33	Oleg Kojenets		03:28	0-0	0-0	0-0	0	0	0	1	0	0	0	0	0	0	0	9	
12	Sam Hoiberg		02:11	0-1	0-0	0-0	0	0	0	1	0	0	1	0	0	1	0	4	
Team							0	1	1			0		0					
<b>Totals</b>				36-58	11-22	14-18	4	29	33	15	17	97	25	9	12	5	1		39

Shooting By Period		
1 <sup>st</sup> FG%	14-29	48.3%
3PT%	4-13	30.8%
FT%	7-10	70%
2 <sup>nd</sup> FG%	22-29	75.9%
3PT%	7-9	77.8%
FT%	7-8	87.5%
GM FG%	36-58	62.1%
3PT%	11-22	50.0%
FT%	14-18	77.8%

Dead Ball Rebounds: 2, 0

Technical Fouls: NONE

	PSC	NEB
Biggest lead	0 (1 <sup>st</sup> 20:00)	40 (2 <sup>nd</sup> 1:08)
Best Scoring Run	9 (2 <sup>nd</sup> 14:24)	15 (2 <sup>nd</sup> 1:58)
Lead Changes	0	
Times Tied	1	
Time with Lead	00:00	37:10

	PSC	NEB
Points from Turnovers	5	23
Paint	12	50
Second Chance	14	4
Fast Breaks	0	14
Bench	29	67

	Period by Period Scoring		
	1st	2nd	TOT
PSC	31	27	58
NEB	39	58	97



Colorado at Nebraska

10/31/21 Pinnacle Bank Arena, Lincoln  
Nebraska vs. Colorado

Officials: Courtney Green, D.J. Carstensen, Brandon Cruz

Colorado - 67

Record: 0-0

NO.	Name	F	Min	FG		3P		FT		Rebounds			Fouls		TP	AS	TO	ST	Blocks		+/-		
				M-A	M-A	M-A	OR	DR	TOT	PF	FD	BS	BA										
12	Jabari Walker	F	23:20	3-8	0-3	2-2	5	2	7	3	1	8	0	5	2	0	0	0	0	0	-9		
21	Evan Battey	F	20:59	0-10	0-1	2-2	0	8	8	0	3	2	1	0	0	0	0	0	1	0	-7		
23	Tristan da Silva	F	22:39	4-7	0-0	2-2	2	0	2	2	1	10	2	0	0	0	0	0	0	0	-9		
3	Keeshawn Barthelemy	G	24:49	3-12	0-3	6-7	1	0	1	0	6	12	1	0	1	0	1	0	1	0	-5		
24	Elijah Parquet	G	20:51	0-3	0-1	0-0	1	1	2	4	2	0	2	0	0	0	1	0	0	0	-12		
32	Nique Clifford		22:42	5-10	1-3	1-1	4	4	8	1	1	12	1	2	0	0	0	0	0	0	-13		
2	K.J. Simpson		21:41	4-13	1-6	0-1	2	4	6	1	1	9	3	4	0	0	0	1	0	0	-4		
34	Lawson Loving		19:01	1-1	0-0	1-2	1	4	5	3	4	3	0	1	0	0	0	0	0	0	-8		
0	Luke O'Brien		13:00	3-4	1-1	4-5	4	0	4	0	3	11	0	3	1	0	0	0	0	1			
1	Julian Hammond III		10:58	0-3	0-1	0-0	0	1	1	1	0	0	0	1	0	0	0	0	0	0	-9		
Team							3	0	3				0			0							
<b>Totals</b>				23-71	3-19	18-22	23	24	47	15	22	67	10	16	4	1	3	15					

Shooting By Period		
1st FG%	8-29	27.6%
3PT%	2-12	16.7%
FT%	10-11	90.9%
2nd FG%	15-42	35.7%
3PT%	1-7	14.3%
FT%	8-11	72.7%
GM FG%	23-71	32.4%
3PT%	3-19	15.8%
FT%	18-22	81.8%

Dead Ball Rebounds: 2, 0

Technical Fouls::NONE

Nebraska - 82

Record: 0-0

NO.	Name	F	Min	FG		3P		FT		Rebounds			Fouls		TP	AS	TO	ST	Blocks		+/-		
				M-A	M-A	M-A	OR	DR	TOT	PF	FD	BS	BA										
11	Lat Mayen	F	23:24	3-7	2-4	0-0	2	3	5	3	0	8	0	2	0	1	0	11	0	0	11		
13	Derrick Walker	F	23:34	4-6	0-1	4-6	0	6	6	1	5	12	0	1	0	2	0	10	0	0	10		
1	Alonzo Verge Jr.	G	24:53	5-11	0-1	0-0	0	5	5	4	3	10	6	2	3	0	0	10	0	0	10		
2	Trey McGowens	G	25:18	2-5	0-0	3-3	1	3	4	3	2	7	1	5	5	0	1	10	0	1	10		
5	Bryce McGowens	G	31:17	5-13	2-5	3-5	1	3	4	1	3	15	1	1	0	0	0	10	0	0	10		
0	C.J. Wilcher		23:33	4-6	3-5	0-0	3	1	4	2	0	11	2	1	0	0	0	19	0	0	19		
32	Wilhelm Breidenbach		11:25	2-3	2-3	0-0	0	0	0	3	0	6	3	1	2	0	0	13	0	0	13		
30	Keisei Tominaga		16:17	3-5	2-4	0-0	0	2	2	2	1	8	1	0	2	0	0	-3	0	0	-3		
23	Keon Edwards		11:15	1-4	1-4	0-0	0	2	2	1	1	3	2	0	0	0	0	9	0	0	9		
35	Eduardo Andre		05:01	0-0	0-0	0-0	0	1	1	2	0	0	1	3	0	0	0	-8	0	0	-8		
3	Quaran McPherson		01:13	1-1	0-0	0-0	0	0	0	0	0	2	0	0	0	0	0	-2	0	0	-2		
12	Sam Hoiberg		01:13	0-0	0-0	0-0	0	0	0	0	0	0	0	0	0	0	0	-2	0	0	-2		
33	Oleg Kojenets		01:13	0-0	0-0	0-0	0	0	0	0	0	0	0	0	0	0	0	-2	0	0	-2		
4	Jackson Cronin		00:24	0-0	0-0	0-0	0	0	0	0	0	0	0	0	0	0	0	0	0	0	0		
Team							3	1	4				0			1							
<b>Totals</b>				30-61	12-27	10-14	10	27	37	22	15	82	17	17	12	3	1	15					

Shooting By Period		
1st FG%	16-29	55.2%
3PT%	6-12	50.0%
FT%	6-8	75%
2nd FG%	14-32	43.8%
3PT%	6-15	40.0%
FT%	4-6	66.7%
GM FG%	30-61	49.2%
3PT%	12-27	44.4%
FT%	10-14	71.4%

Dead Ball Rebounds: 1, 0

Technical Fouls::NONE

	COL	NEB
Biggest lead	0 (1st 20:00)	27 (2nd 11:50)
Best Scoring Run	9(2nd 8:58)	14(1st 11:00)
Lead Changes	0	
Times Tied	1	
Time with Lead	00:00	39:09

Points from	COL	NEB
Turnovers	10	21
Paint	36	34
Second Chance	19	13
Fast Breaks	8	2
Bench	35	30

	Period by Period Scoring		
	1st	2nd	TOT
COL	28	39	67
NEB	44	38	82

Game Notes:flop warning #5 neb 1414 2nd half ♦





**Nebraska Men's Basketball  
Individual Career Summaries  
All games**

**ANDRE, Eduardo**

				Field Goals		3-Point		F-Throws		Rebounds									Scoring	
SEASON	TEAM	GP-GS	MIN/AVG	FG-FGA	FG%	3FG-3FGA	3FG%	FT-FTA	FT%	OFF	DEF	TOT	AVG	PF-FO	A	TO	BLK	STL	PTS	AVG
2020-21	Nebr	20-0	175/8.8	22-34	.647	0-0	.000	9-20	.450	12	31	43	2.2	41-1	9	9	5	5	53	2.7
<b>TOTAL</b>		<b>20-0</b>	<b>175/8.8</b>	<b>22-34</b>	<b>.647</b>	<b>0-0</b>	<b>.000</b>	<b>9-20</b>	<b>.450</b>	<b>12</b>	<b>31</b>	<b>43</b>	<b>2.2</b>	<b>41-1</b>	<b>9</b>	<b>9</b>	<b>5</b>	<b>5</b>	<b>53</b>	<b>2.7</b>

**Single Game Highs**

Statistic	Value	
Points	9	vs Doane 12/17/20
Rebounds	6	vs Minnesota 02/27/21
Assists	2	at Iowa 03/04/21, at Minnesota 02/08/21
Steals	2	at Maryland 02/16/21
Blocks	2	vs Doane 12/17/20
FG Made	4	vs Doane 12/17/20
FG Attempts	5	at Illinois 02/25/21
FT Made	2	vs Illinois 02/12/21, at Northwestern 03/07/21
FT Attempts	4	at Northwestern 03/07/21

**EDWARDS, Keon**

				Field Goals		3-Point		F-Throws		Rebounds									Scoring	
SEASON	TEAM	GP-GS	MIN/AVG	FG-FGA	FG%	3FG-3FGA	3FG%	FT-FTA	FT%	OFF	DEF	TOT	AVG	PF-FO	A	TO	BLK	STL	PTS	AVG
2020-21	DePaul	5-0	39/7.9	3-9	.333	1-3	.333	2-2	1.000	2	2	4	0.8	5-0	0	1	0	0	9	1.8
<b>TOTAL FOR Nebr</b>		<b>0-0</b>	<b>0/0.0</b>	<b>0-0</b>	<b>.000</b>	<b>0-0</b>	<b>.000</b>	<b>0-0</b>	<b>.000</b>	<b>0</b>	<b>0</b>	<b>0</b>	<b>0.0</b>	<b>0-0</b>	<b>0</b>	<b>0</b>	<b>0</b>	<b>0</b>	<b>0</b>	<b>0.0</b>
<b>TOTAL</b>		<b>5-0</b>	<b>39/7.9</b>	<b>3-9</b>	<b>.333</b>	<b>1-3</b>	<b>.333</b>	<b>2-2</b>	<b>1.000</b>	<b>2</b>	<b>2</b>	<b>4</b>	<b>0.8</b>	<b>5-0</b>	<b>0</b>	<b>1</b>	<b>0</b>	<b>0</b>	<b>9</b>	<b>1.8</b>

**Single Game Highs**

Statistic	Value	
Points	3	at Creighton 02/24/21
Rebounds	2	at Creighton 02/24/21
FG Made	1	vs Providence 02/13/21, at Creighton 02/24/21, vs Valparaiso 01/16/21
FG Attempts	5	at Creighton 02/24/21
3FG Made	1	at Creighton 02/24/21
3FG Attempts	3	at Creighton 02/24/21
FT Made	2	vs UConn 03/11/21
FT Attempts	2	vs UConn 03/11/21



**Nebraska Men's Basketball  
Individual Career Summaries  
All games**

**LAKES, Trevor**

SEASON	TEAM	GP-GS	MIN/AVG	Field Goals		3-Point		F-Throws		Rebounds				Scoring						
				FG-FGA	FG%	3FG-3FGA	3FG%	FT-FTA	FT%	OFF	DEF	TOT	AVG	PF-FO	A	TO	BLK	STL	PTS	AVG
2017-18	UINDY	28-3	378/13.5	53-118	.449	47-104	.452	4-7	.571	9	43	52	1.9	43-0	12	14	6	12	157	5.6
2018-19	UINDY	25-25	751/30.1	119-278	.428	87-219	.397	27-32	.844	17	121	138	5.5	55-0	21	19	17	8	352	14.1
2019-20	UINDY	30-28	966/32.2	157-354	.444	101-254	.398	55-69	.797	25	162	187	6.2	60-0	29	27	18	20	470	15.7
2020-21	Nebr	14-1	137/9.8	15-40	.375	12-36	.333	3-4	.750	2	14	16	1.1	4-0	5	2	1	1	45	3.2
<b>TOTAL FOR Nebr</b>		<b>14-1</b>	<b>137/9.8</b>	<b>15-40</b>	<b>.375</b>	<b>12-36</b>	<b>.333</b>	<b>3-4</b>	<b>.750</b>	<b>2</b>	<b>14</b>	<b>16</b>	<b>1.1</b>	<b>4-0</b>	<b>5</b>	<b>2</b>	<b>1</b>	<b>1</b>	<b>45</b>	<b>3.2</b>
<b>TOTAL</b>		<b>97-57</b>	<b>2232/23.0</b>	<b>344-790</b>	<b>.435</b>	<b>247-613</b>	<b>.403</b>	<b>89-112</b>	<b>.795</b>	<b>53</b>	<b>340</b>	<b>393</b>	<b>4.1</b>	<b>162-0</b>	<b>67</b>	<b>62</b>	<b>42</b>	<b>41</b>	<b>1024</b>	<b>10.6</b>

**Single Game Highs**

Statistic	Value	
Points	27	vs Elmhurst 11/14/18
Rebounds	16	vs Quincy 01/03/19
Assists	4	at William Jewell 02/17/18
Steals	4	vs Truman 02/15/20
Blocks	4	vs Truman 03/07/20
FG Made	9	vs Northwood 11/09/19, at Maryville (MO) 02/20/20, vs Grand Valley St. 11/17/19
FG Attempts	21	vs Northwood 11/09/19
3FG Made	7	5 times
3FG Attempts	15	at Southern Ind. 02/29/20, vs Northwood 11/09/19
FT Made	8	vs Elmhurst 11/14/18, vs Southern Ind. 01/09/20
FT Attempts	9	vs Southern Ind. 01/09/20

**MAYEN, Lat**

SEASON	TEAM	GP-GS	MIN/AVG	Field Goals		3-Point		F-Throws		Rebounds				Scoring						
				FG-FGA	FG%	3FG-3FGA	3FG%	FT-FTA	FT%	OFF	DEF	TOT	AVG	PF-FO	A	TO	BLK	STL	PTS	AVG
2018-19	TCU	17-0	134/7.9	11-26	.423	7-20	.350	7-9	.778	5	16	21	1.2	14-0	4	11	4	4	36	2.1
2020-21	Nebr	27-27	692/25.6	82-207	.396	48-138	.348	21-27	.778	22	100	122	4.5	69-2	17	41	14	13	233	8.6
<b>TOTAL FOR Nebr</b>		<b>27-27</b>	<b>692/25.6</b>	<b>82-207</b>	<b>.396</b>	<b>48-138</b>	<b>.348</b>	<b>21-27</b>	<b>.778</b>	<b>22</b>	<b>100</b>	<b>122</b>	<b>4.5</b>	<b>69-2</b>	<b>17</b>	<b>41</b>	<b>14</b>	<b>13</b>	<b>233</b>	<b>8.6</b>
<b>TOTAL</b>		<b>44-27</b>	<b>826/18.8</b>	<b>93-233</b>	<b>.399</b>	<b>55-158</b>	<b>.348</b>	<b>28-36</b>	<b>.778</b>	<b>27</b>	<b>116</b>	<b>143</b>	<b>3.3</b>	<b>83-2</b>	<b>21</b>	<b>52</b>	<b>18</b>	<b>17</b>	<b>269</b>	<b>6.1</b>

**Single Game Highs**

Statistic	Value	
Points	25	vs Rutgers 03/01/21
Rebounds	13	at Iowa 03/04/21
Assists	4	vs South Dakota 12/01/20
Steals	2	vs West Virginia 01/15/19, at Wisconsin 12/22/20, at Northwestern 03/07/21
Blocks	3	at Wisconsin 12/22/20
FG Made	9	vs Rutgers 03/01/21
FG Attempts	12	at Iowa 03/04/21, vs Wisconsin 02/10/21, vs Illinois 02/12/21
3FG Made	5	vs Indiana 01/10/21, vs Rutgers 03/01/21
3FG Attempts	9	vs Nevada 11/26/20, vs Indiana 01/10/21
FT Made	3	vs West Virginia 01/15/19, vs Illinois 02/12/21, at Maryland 02/17/21
FT Attempts	4	vs West Virginia 01/15/19



**Nebraska Men's Basketball  
Individual Career Summaries  
All games**

**MCGOWENS, Trey**

SEASON	TEAM	GP-GS	MIN/AVG	Field Goals		3-Point		F-Throws		Rebounds				Other Stats					Scoring	
				FG-FGA	FG%	3FG-3FGA	3FG%	FT-FTA	FT%	OFF	DEF	TOT	AVG	PF-FO	A	TO	BLK	STL	PTS	AVG
2018-19	Pitt	33-32	918/27.8	113-271	.417	32-98	.327	126-165	.764	20	85	105	3.2	93-3	55	80	3	64	384	11.6
2019-20	Pitt	33-32	1110/33.7	124-338	.367	41-132	.311	91-126	.722	15	93	108	3.3	78-1	118	94	2	63	380	11.5
2020-21	Nebr	27-27	767/28.4	95-243	.391	29-79	.367	69-105	.657	13	92	105	3.9	70-1	63	62	4	38	288	10.7
<b>TOTAL FOR Nebr</b>		<b>27-27</b>	<b>767/28.4</b>	<b>95-243</b>	<b>.391</b>	<b>29-79</b>	<b>.367</b>	<b>69-105</b>	<b>.657</b>	<b>13</b>	<b>92</b>	<b>105</b>	<b>3.9</b>	<b>70-1</b>	<b>63</b>	<b>62</b>	<b>4</b>	<b>38</b>	<b>288</b>	<b>10.7</b>
<b>TOTAL</b>		<b>93-91</b>	<b>2795/30.1</b>	<b>332-852</b>	<b>.390</b>	<b>102-309</b>	<b>.330</b>	<b>286-396</b>	<b>.722</b>	<b>48</b>	<b>270</b>	<b>318</b>	<b>3.4</b>	<b>241-5</b>	<b>236</b>	<b>236</b>	<b>9</b>	<b>165</b>	<b>1052</b>	<b>11.3</b>

**Single Game Highs**

Statistic	Value	
Points	33	vs Louisville 01/09/19
Rebounds	9	vs Georgia Tech 12/09/20
Assists	9	vs Georgia Tech 02/08/20
Steals	7	at West Virginia 12/08/18
Blocks	2	vs Binghamton 12/20/19
FG Made	12	vs Louisville 01/09/19
FG Attempts	22	vs Louisville 01/14/20
3FG Made	4	vs Louisville 01/09/19, vs Northern Ill. 12/16/19, at North Carolina 01/08/20
3FG Attempts	10	vs Miami (FL) 02/02/20
FT Made	18	vs Florida St. 01/14/19
FT Attempts	19	vs Florida St. 01/14/19

**MCGRAW, Chris**

SEASON	TEAM	GP-GS	MIN/AVG	Field Goals		3-Point		F-Throws		Rebounds				Other Stats					Scoring	
				FG-FGA	FG%	3FG-3FGA	3FG%	FT-FTA	FT%	OFF	DEF	TOT	AVG	PF-FO	A	TO	BLK	STL	PTS	AVG
2018-19	Ohio	4-0	6/1.5	0-1	.000	0-0	.000	0-0	.000	0	0	0	0.0	0-0	0	2	0	0	0	0.0
<b>TOTAL FOR Nebr</b>		<b>0-0</b>	<b>0/0.0</b>	<b>0-0</b>	<b>.000</b>	<b>0-0</b>	<b>.000</b>	<b>0-0</b>	<b>.000</b>	<b>0</b>	<b>0</b>	<b>0</b>	<b>0.0</b>	<b>0-0</b>	<b>0</b>	<b>0</b>	<b>0</b>	<b>0</b>	<b>0</b>	<b>0.0</b>
<b>TOTAL</b>		<b>4-0</b>	<b>6/1.5</b>	<b>0-1</b>	<b>.000</b>	<b>0-0</b>	<b>.000</b>	<b>0-0</b>	<b>.000</b>	<b>0</b>	<b>0</b>	<b>0</b>	<b>0.0</b>	<b>0-0</b>	<b>0</b>	<b>2</b>	<b>0</b>	<b>0</b>	<b>0</b>	<b>0.0</b>

**Single Game Highs**

Statistic	Value	
FG Attempts	1	vs Wilberforce 11/07/18





**Nebraska Men's Basketball  
Individual Career Summaries  
All games**

**PIATKOWSKI, Jace**

SEASON	TEAM	GP-GS	MIN/AVG	Field Goals		3-Point		F-Throws		Rebounds				Scoring						
				FG-FGA	FG%	3FG-3FGA	3FG%	FT-FTA	FT%	OFF	DEF	TOT	AVG	PF-FO	A	TO	BLK	STL	PTS	AVG
2020-21	Nebr	10-0	17/1.7	1-1	1.000	1-1	1.000	1-2	.500	1	1	2	0.2	0-0	0	1	0	0	4	0.4
<b>TOTAL</b>		<b>10-0</b>	<b>17/1.7</b>	<b>1-1</b>	<b>1.000</b>	<b>1-1</b>	<b>1.000</b>	<b>1-2</b>	<b>.500</b>	<b>1</b>	<b>1</b>	<b>2</b>	<b>0.2</b>	<b>0-0</b>	<b>0</b>	<b>1</b>	<b>0</b>	<b>0</b>	<b>4</b>	<b>0.4</b>

**Single Game Highs**

Statistic	Value	
Points	3	vs McNeese 11/25/20
Rebounds	1	vs North Dakota St. 11/28/20, at Illinois 02/25/21
FG Made	1	vs McNeese 11/25/20
FG Attempts	1	vs McNeese 11/25/20
3FG Made	1	vs McNeese 11/25/20
3FG Attempts	1	vs McNeese 11/25/20
FT Made	1	at Maryland 02/16/21
FT Attempts	2	at Maryland 02/16/21

**VERGE JR. , Alonzo**

SEASON	TEAM	GP-GS	MIN/AVG	Field Goals		3-Point		F-Throws		Rebounds				Scoring						
				FG-FGA	FG%	3FG-3FGA	3FG%	FT-FTA	FT%	OFF	DEF	TOT	AVG	PF-FO	A	TO	BLK	STL	PTS	AVG
2019-20	ASU	28-9	748/26.7	158-361	.438	22-76	.289	70-95	.737	18	79	97	3.5	45-1	63	60	3	39	408	14.6
2020-21	ASU	23-21	684/29.7	111-284	.391	27-81	.333	72-89	.809	14	76	90	3.9	59-1	87	56	4	28	321	14.0
<b>TOTAL FOR Nebr</b>		<b>0-0</b>	<b>0/0.0</b>	<b>0-0</b>	<b>.000</b>	<b>0-0</b>	<b>.000</b>	<b>0-0</b>	<b>.000</b>	<b>0</b>	<b>0</b>	<b>0</b>	<b>0.0</b>	<b>0-0</b>	<b>0</b>	<b>0</b>	<b>0</b>	<b>0</b>	<b>0</b>	<b>0.0</b>
<b>TOTAL</b>		<b>51-30</b>	<b>1432/28.1</b>	<b>269-645</b>	<b>.417</b>	<b>49-157</b>	<b>.312</b>	<b>142-184</b>	<b>.772</b>	<b>32</b>	<b>155</b>	<b>187</b>	<b>3.7</b>	<b>104-2</b>	<b>150</b>	<b>116</b>	<b>7</b>	<b>67</b>	<b>729</b>	<b>14.3</b>

**Single Game Highs**

Statistic	Value	
Points	43	vs Saint Mary's (CA) 12/18/19
Rebounds	8	vs Oregon 03/11/21
Assists	9	vs Washington St. 02/27/21
Steals	4	vs Rider 11/17/19, at Oregon St. 01/09/20
Blocks	1	7 times
FG Made	18	vs Saint Mary's (CA) 12/18/19
FG Attempts	29	vs Saint Mary's (CA) 12/18/19
3FG Made	7	vs San Diego St. 12/10/20
3FG Attempts	14	vs San Diego St. 12/10/20
FT Made	10	at California 02/16/20
FT Attempts	11	at California 02/16/20, vs Villanova 11/26/20



**Nebraska Men's Basketball  
Individual Career Summaries  
All games**

**WALKER, Derrick**

				Field Goals		3-Point		F-Throws		Rebounds									Scoring	
SEASON	TEAM	GP-GS	MIN/AVG	FG-FGA	FG%	3FG-3FGA	3FG%	FT-FTA	FT%	OFF	DEF	TOT	AVG	PF-FO	A	TO	BLK	STL	PTS	AVG
2017-18	UT	34-0	299/8.8	28-47	.596	0-0	.000	10-25	.400	29	46	75	2.2	43-0	9	21	7	3	66	1.9
2018-19	UT	30-0	159/5.3	10-19	.526	0-0	.000	5-19	.263	8	24	32	1.1	28-0	7	6	3	6	25	0.8
2020-21	Nebr	16-16	332/20.8	42-70	.600	0-1	.000	10-22	.455	23	53	76	4.8	48-1	25	26	14	13	94	5.9
<b>TOTAL FOR Nebr</b>		<b>16-16</b>	<b>332/20.8</b>	<b>42-70</b>	<b>.600</b>	<b>0-1</b>	<b>.000</b>	<b>10-22</b>	<b>.455</b>	<b>23</b>	<b>53</b>	<b>76</b>	<b>4.8</b>	<b>48-1</b>	<b>25</b>	<b>26</b>	<b>14</b>	<b>13</b>	<b>94</b>	<b>5.9</b>
<b>TOTAL</b>		<b>80-16</b>	<b>791/9.9</b>	<b>80-136</b>	<b>.588</b>	<b>0-1</b>	<b>.000</b>	<b>25-66</b>	<b>.379</b>	<b>60</b>	<b>123</b>	<b>183</b>	<b>2.3</b>	<b>119-1</b>	<b>41</b>	<b>53</b>	<b>24</b>	<b>22</b>	<b>185</b>	<b>2.3</b>

**Single Game Highs**

Statistic	Value	
Points	14	vs Rutgers 03/01/21
Rebounds	9	vs Minnesota 02/27/21
Assists	6	vs Penn St. 03/10/21
Steals	2	5 times
Blocks	3	vs Minnesota 02/27/21
FG Made	7	vs Rutgers 03/01/21
FG Attempts	11	vs Rutgers 03/01/21
3FG Attempts	1	at Maryland 02/16/21
FT Made	3	vs Vanderbilt 01/23/18
FT Attempts	5	at South Carolina 01/29/19

**WEBSTER, Kobe**

				Field Goals		3-Point		F-Throws		Rebounds									Scoring	
SEASON	TEAM	GP-GS	MIN/AVG	FG-FGA	FG%	3FG-3FGA	3FG%	FT-FTA	FT%	OFF	DEF	TOT	AVG	PF-FO	A	TO	BLK	STL	PTS	AVG
2017-18	WIU	28-28	935/33.4	165-383	.431	59-161	.366	57-73	.781	10	106	116	4.1	44-0	97	63	3	20	446	15.9
2018-19	WIU	31-31	1054/34.0	195-455	.429	76-184	.413	60-85	.706	14	123	137	4.4	60-0	97	50	1	34	526	17.0
2019-20	WIU	26-26	874/33.6	173-415	.417	49-147	.333	50-64	.781	12	71	83	3.2	37-0	93	54	3	23	445	17.1
2020-21	Nebr	27-5	624/23.1	78-204	.382	46-121	.380	17-26	.654	4	43	47	1.7	25-0	34	25	1	16	219	8.1
<b>TOTAL FOR Nebr</b>		<b>27-5</b>	<b>624/23.1</b>	<b>78-204</b>	<b>.382</b>	<b>46-121</b>	<b>.380</b>	<b>17-26</b>	<b>.654</b>	<b>4</b>	<b>43</b>	<b>47</b>	<b>1.7</b>	<b>25-0</b>	<b>34</b>	<b>25</b>	<b>1</b>	<b>16</b>	<b>219</b>	<b>8.1</b>
<b>TOTAL</b>		<b>112-90</b>	<b>3487/31.1</b>	<b>611-1457</b>	<b>.419</b>	<b>230-613</b>	<b>.375</b>	<b>184-248</b>	<b>.742</b>	<b>40</b>	<b>343</b>	<b>383</b>	<b>3.4</b>	<b>166-0</b>	<b>321</b>	<b>192</b>	<b>8</b>	<b>93</b>	<b>1636</b>	<b>14.6</b>

**Single Game Highs**

Statistic	Value	
Points	40	vs Omaha 02/22/20
Rebounds	10	at Creighton 11/06/18, vs North Dakota St. 02/22/18
Assists	8	vs Saint Mary's (MN) 11/11/17, vs IUPUI 11/28/17
Steals	4	vs Saint Mary's (MN) 11/11/17
Blocks	1	8 times
FG Made	15	vs Omaha 02/22/20
FG Attempts	24	vs Omaha 02/22/20
3FG Made	7	at Northwestern 03/07/21
3FG Attempts	12	at Creighton 11/06/18, at Northwestern 03/07/21
FT Made	8	vs Denver 01/11/20
FT Attempts	10	vs Denver 01/11/20



**Nebraska Men's Basketball  
Individual Career Summaries  
All games**

**WILCHER, C.j.**

				Field Goals		3-Point		F-Throws		Rebounds									Scoring	
SEASON	TEAM	GP-GS	MIN/AVG	FG-FGA	FG%	3FG-3FGA	3FG%	FT-FTA	FT%	OFF	DEF	TOT	AVG	PF-FO	A	TO	BLK	STL	PTS	AVG
2020-21	XU	15-1	151/10.1	18-45	.400	10-29	.345	4-4	1.000	7	9	16	1.1	11-0	5	7	1	5	50	3.3
<b>TOTAL FOR Nebr</b>		<b>0-0</b>	<b>0/0.0</b>	<b>0-0</b>	<b>.000</b>	<b>0-0</b>	<b>.000</b>	<b>0-0</b>	<b>.000</b>	<b>0</b>	<b>0</b>	<b>0</b>	<b>0.0</b>	<b>0-0</b>	<b>0</b>	<b>0</b>	<b>0</b>	<b>0</b>	<b>0</b>	<b>0.0</b>
<b>TOTAL</b>		<b>15-1</b>	<b>151/10.1</b>	<b>18-45</b>	<b>.400</b>	<b>10-29</b>	<b>.345</b>	<b>4-4</b>	<b>1.000</b>	<b>7</b>	<b>9</b>	<b>16</b>	<b>1.1</b>	<b>11-0</b>	<b>5</b>	<b>7</b>	<b>1</b>	<b>5</b>	<b>50</b>	<b>3.3</b>

**Single Game Highs**

Statistic	Value	
Points	10	at Marquette 03/06/21
Rebounds	6	at Georgetown 03/02/21
Assists	1	5 times
Steals	1	5 times
Blocks	1	at Georgetown 03/02/21
FG Made	4	at Marquette 03/06/21
FG Attempts	9	at Marquette 03/06/21
3FG Made	2	vs Providence 01/10/21, at Marquette 03/06/21
3FG Attempts	5	at Marquette 03/06/21
FT Made	2	vs Oklahoma 12/09/20, at Georgetown 03/02/21
FT Attempts	2	vs Oklahoma 12/09/20, at Georgetown 03/02/21





## 2020-21 Nebraska Men's Basketball Combined Team Statistics All games

### Game Records

Record	Overall	Home	Away	Neutral
ALL GAMES	7-20	6-9	1-10	0-1
CONFERENCE	3-16	2-7	1-9	0-0
NON-CONFERENCE	4-4	4-2	0-1	0-1

### Score by Periods

Team	1st	2nd	OT	TOT
Nebraska	912	971	6	1889
Opponents	945	1048	11	2004

### Team Box Score

No.	Player				Total		3-Point		F-Throw		Rebounds								PTS	AVG		
		GP-GS	MIN	AVG	FG-FGA	FG%	3FG-3FGA	3FG%	FT-FTA	FT%	OFF	DEF	TOT	AVG	PF	DQ	A	TO			BLK	STL
0	ALLEN, Teddy	22-21	599:01	27.2	131-292	.449	44-117	.376	56-81	.691	27	77	104	4.7	48	2	38	54	1	28	362	16.5
2	MCGOWENS, Trey	27-27	766:44	28.4	95-243	.391	29-79	.367	69-105	.657	13	92	105	3.9	70	1	63	62	4	38	288	10.7
45	BANTON, Dalano	27-22	735:57	27.3	90-219	.411	20-81	.247	58-88	.659	27	132	159	5.9	56	1	105	67	25	26	258	9.6
11	MAYEN, Lat	27-27	691:56	25.6	82-207	.396	48-138	.348	21-27	.778	22	100	122	4.5	69	2	17	41	14	13	233	8.6
10	WEBSTER, Kobe	27-5	623:47	23.1	78-204	.382	46-121	.380	17-26	.654	4	43	47	1.7	25	0	34	25	1	16	219	8.1
13	WALKER, Derrick	16-16	332:20	20.8	42-70	.600	0-1	.000	10-22	.455	23	53	76	4.8	48	1	25	26	14	13	94	5.9
4	STEVENSON, Shamiel	26-0	373:35	14.4	45-103	.437	6-32	.188	47-65	.723	12	50	62	2.4	38	0	15	40	7	16	143	5.5
34	THORBJARNARSON, Thorir	27-12	594:59	22.0	38-111	.342	20-68	.294	10-13	.769	16	67	83	3.1	41	0	45	26	4	23	106	3.9
24	OUEDRAOGO, Yvan	22-4	326:38	14.8	28-66	.424	0-0	.000	18-46	.391	40	42	82	3.7	32	0	9	12	11	10	74	3.4
14	LAKES, Trevor	14-1	136:41	9.8	15-40	.375	12-36	.333	3-4	.750	2	14	16	1.1	4	0	5	2	1	1	45	3.2
35	ANDRE, Eduardo	20-0	175:10	8.8	22-34	.647	0-0	.000	9-20	.450	12	31	43	2.2	41	1	9	9	5	5	53	2.7
3	WOOD, Elijah	13-0	41:06	3.2	4-14	.286	2-10	.200	0-0	.000	0	5	5	0.4	0	0	3	4	0	4	10	0.8
21	PIATKOWSKI, Jace	10-0	17:26	1.7	1-1	1.000	1-1	1.000	1-2	.500	1	1	2	0.2	0	0	0	1	0	0	4	0.4
44	PORTER, Bret	7-0	09:38	1.4	0-0	.000	0-0	.000	0-0	.000	0	1	1	0.1	1	0	1	1	1	0	0	0.0
Team											41	29	70					10				
<b>Total</b>		<b>27</b>	<b>5425</b>		<b>671-1604</b>	<b>.418</b>	<b>228-684</b>	<b>.333</b>	<b>319-499</b>	<b>.639</b>	<b>240</b>	<b>737</b>	<b>977</b>	<b>36.2</b>	<b>473</b>	<b>8</b>	<b>369</b>	<b>380</b>	<b>88</b>	<b>193</b>	<b>1889</b>	<b>70.0</b>
<b>Opponents</b>		<b>27</b>	<b>5425</b>		<b>711-1687</b>	<b>.421</b>	<b>240-771</b>	<b>.311</b>	<b>342-476</b>	<b>.718</b>	<b>292</b>	<b>782</b>	<b>1074</b>	<b>39.8</b>	<b>466</b>	<b>7</b>	<b>388</b>	<b>356</b>	<b>98</b>	<b>184</b>	<b>2004</b>	<b>74.2</b>

### Team Statistics

	NEBR	OPP
<b>Scoring</b>	<b>1889</b>	<b>2004</b>
Points per game	70.0	74.2
Scoring margin	-4.3	-
<b>Field goals-att</b>	<b>671-1604</b>	<b>711-1687</b>
Field goal pct	.418	.421
<b>3 point fg-att</b>	<b>228-684</b>	<b>240-771</b>
3-point FG pct	.333	.311
3-pt FG made per game	8.4	8.9
<b>Free throws-att</b>	<b>319-499</b>	<b>342-476</b>
Free throw pct	.639	.718
F-Throws made per game	11.8	12.7
<b>Rebounds</b>	<b>977</b>	<b>1074</b>
Rebounds per game	36.2	39.8
Rebounding margin	-3.6	-
<b>Assists</b>	<b>369</b>	<b>388</b>
Assists per game	13.7	14.4
<b>Turnovers</b>	<b>380</b>	<b>356</b>
Turnovers per game	14.1	13.2
Turnover margin	-0.9	-
Assist/turnover ratio	1.0	1.1
<b>Steals</b>	<b>193</b>	<b>184</b>
Steals per game	7.1	6.8
<b>Blocks</b>	<b>88</b>	<b>98</b>
Blocks per game	3.3	3.6
<b>Winning streak</b>	<b>0</b>	<b>-</b>
Home win streak	2	-
<b>Attendance</b>	<b>25</b>	<b>1269</b>
Home games-Avg/Game	15-2	11-115
Neutral site-Avg/Game	-	1-5909

### Team Results

Date	Opponent	Score	Att.
11/25/2020	McNeese	W 102-55	0
11/26/2020	Nevada	L 66-69	0
11/28/2020	North Dakota St.	W 79-57	0
12/01/2020	South Dakota	W 76-69	25
12/09/2020	Georgia Tech	L 64-75	0
12/11/2020	at Creighton	L 74-98	254
12/17/2020	Doane	W 110-64	0
12/22/2020	at Wisconsin	L 53-67	0
12/25/2020	Michigan	L 69-80	0
12/30/2020	at Ohio St.	L 54-90	0
01/02/2021	Michigan St.	L 77-84	0
01/10/2021	Indiana	L 76-84	0
02/06/2021	at Michigan St.	L 56-66	0
02/08/2021	at Minnesota	L 61-79	29
02/10/2021	Wisconsin	L 48-61	0
02/12/2021	Illinois	Lot 72-77	0
02/14/2021	at Penn St.	W 62-61	245
02/16/2021	at Maryland	L 50-64	0
02/17/2021	at Maryland	L 71-79	0
02/20/2021	Purdue	L 58-75	0
02/23/2021	Penn St.	L 83-86	0
02/25/2021	at Illinois	L 70-86	192
02/27/2021	Minnesota	W 78-74	0
03/01/2021	Rutgers	W 72-51	0
03/04/2021	at Iowa	L 64-102	549
03/07/2021	at Northwestern	L 78-79	0
03/10/2021	vs Penn St.	L 66-72	5909