

N NEBRASKA BASKETBALL

2020-21 GAME NOTES

The Nebraska men's basketball program opens 2021 on Saturday night, as the Huskers will host No. 17/18 Michigan State.

Tipoff from Pinnacle Bank Arena between the Huskers and Spartans is slated for 7 p.m. and will be carried on BTN with Larry Puntenev and Shon Morris on the call. The game can also be streamed via the web, smartphones, tablets and connected devices through the Fox Sports app.

Fans can follow all of the action across the state of Nebraska on the Learfield IMG College Husker Sports Network with Kent Pavelka and Jake Muhleisen on the call. The game will also be available on Huskers.com, the Huskers app and Tuneln radio. The pregame show begins one hour prior to tipoff.

Nebraska's matchup with the Spartans marks the fourth straight game against a ranked opponent to begin Big Ten play, marking the first time it has occurred in program history. In all, five of the Huskers' first 11 games in 2020-21 are against ranked foes.

The Huskers (4-6, 0-3 Big Ten) looks to snap a three-game losing streak following a 90-54 loss at No. 25 Ohio State on Wednesday. Nebraska shot just 28.3 percent from the floor, including 21 percent in the first half, as the Buckeyes built a 37-21 halftime lead. NU went just 5-of-33 from 3-point range, while committing 15 turnovers which led to 21 Buckeye points.

Teddy Allen led NU 13 points and has now reached double figures in all 10 games in his first season as a Husker. The 6-foot-6 wing leads the Huskers and is sixth in the Big Ten in scoring at 17.7 points per game. He is one of three Huskers averaging double figures for the Huskers, joining guard Dalano Banton (13.4 ppg) and Trey McGowens (10.6 ppg).

If the Huskers are to break into the win column, NU will need to knock down some shoots, as the Huskers are shooting just 34 percent in Big Ten play, including 25 percent from 3-point range.

Michigan State (6-3, 0-3 Big Ten) looks to break a losing streak of its own, as the Spartans have dropped three straight to begin Big Ten play after a perfect non-conference slate. On Monday, the Spartans shot just 25 percent in an 81-56 loss at Minnesota. Aaron Henry led MSU with 11 points, but Michigan State shot just 16 percent in the first half, as Minnesota built a 36-16 advantage. Minnesota held Joey Hauser to six points on 1-of-8 shooting.

GAME MATCHUP

NEBRASKA CORNHUSKERS

2020-21 Record: 4-6 (0-3 Big Ten)

Head coach: Fred Hoiberg

Record at Nebraska: 11-31 (2nd year)

Career NCAA Record: 126-87 (7th year)

NO. 17/18 MICHIGAN STATE

2020-21 Record: 6-3 (0-3 Big Ten)

Head coach: Tom Izzo

Record at MSU: 634-244 (26th year)

Career Record: same

BROADCAST INFO

Television: BTN

Play-by-play: Larry Puntenev

Analyst: Shon Morris

Online Broadcast: Fox Sports app & foxsports.com/live

Radio: Learfield IMG College Husker Sports Network, including 590 AM (Omaha), 1400 AM (Lincoln) and 880 AM (Lexington)

Play-by-play: Kent Pavelka

Analyst: Jake Muhleisen

Online Radio: Available on Huskers.com, Huskers App, Tuneln.com/Huskers and Tuneln App.

SIRIUS: N/A XM: 382 SiriusXM (internet) 972

PLAYER SPOTLIGHT

Sophomore point guard Dalano Banton ranks in the top 10 in the Big Ten in assists (sixth) rebounds (eighth) and steals (eighth).



GAME 11: VS. NO. 17/18 MICHIGAN STATE

11

GAME DETAILS

Date: Sat., Jan. 2

Time: 7:07 p.m.

City: Lincoln, Neb.

Arena: Pinnacle Bank Arena

MEDIA INFO

TV: BTN

Online Video: Fox Sports App

Radio: Learfield IMG College

Internet Audio: Huskers.com

Huskers app/Tuneln

2020-21 SCHEDULE

Date	Opponent	TV/Internet	Result
Wed., Nov. 25	McNeese State	BTN	W, 102-55
Golden Window Classic			
Thurs., Nov. 26	Nevada	BTN	L, 66-69
Sat., Nov. 28	North Dakota State	BTN	W, 79-57
Tues., Dec. 1	South Dakota	BTN	W, 76-69
Sun., Dec. 6	Florida A&M	BTN	canceled
ACC/Big Ten Challenge			
Wed., Dec. 9	Georgia Tech	ESPN2	L, 64-75
Fri., Dec. 11	at No. 8 Creighton	BTN	L, 74-98
Thurs., Dec. 17	Doane	BTN+	W, 110-64
Tues., Dec. 22	at No. 9 Wisconsin *	FS1	L, 53-67
Fri., Dec. 25	No. 19 Michigan *	BTN	L, 69-80
Wed., Dec. 30	at No. 25 Ohio State *	BTN	L, 54-90
Sat., Jan. 2	No. 17 Michigan State *	BTN	7 p.m.
Tues., Jan. 5	at Purdue *	BTN	6 p.m.
Sun., Jan. 10	Indiana *	BTN	TBA
Wed., Jan. 13	Illinois *	BTN	8 p.m.
Sat., Jan. 16	at Maryland *	BTN	11 a.m.
Wed., Jan. 20	Minnesota *	BTN	8 p.m.
Sun., Jan. 24	at Iowa *	BTN	1 p.m.
Sat., Jan. 30	Penn State *	BTN	TBA
Wed., Feb. 3	at Michigan State *	BTN	TBA
Mon., Feb. 8	at Minnesota *	BTN	TBA
Thurs., Feb. 11	Wisconsin *	ESPN2/U	TBA
Sun., Feb. 14	at Penn State *	BTN	TBA
Wed., Feb. 17	Maryland *	BTN	TBA
Sat., Feb. 20	Purdue *	BTN	TBA
Wed., Feb. 24	at Illinois *	BTN	TBA
Sun., Feb. 28	Rutgers *	BTN	TBA
Sun., March 7	at Northwestern *	BTN	TBA
BIG TEN TOURNAMENT			
Wed., March 10	Big Ten Tournament	BTN	TBA
Thurs., March 11	Big Ten Tournament	BTN	TBA
Fri., March 12	Big Ten Tournament	BTN	TBA
Sat., March 13	Big Ten Tournament	CBS	TBA
Sun., March 14	Big Ten Tournament	CBS	TBA

Notes: *-Big Ten Conference Game; Home games are in red and bold

2020-21 ROSTER AT A GLANCE

No	Name	Pos.	Ht.	Wt.	Yr.	Hometown	GP/GS	MPG	PPG	RPG	APG
0	Teddy Allen	G	6-6	223	Jr.	Mesa, Ariz.	10/10	26.1	17.7	5.0	1.3
2	Trey McGowens	G	6-4	191	Jr.	Pendleton, S.C.	10/10	27.1	10.6	3.9	1.3
3	Elijah Wood	G	6-5	174	Fr.	Potomac, Md.	6/0	4.8	1.3	0.8	0.5
4	Shamiel Stevenson	G	6-6	245	Jr.	Toronto, Ontario, Canada	10/0	14.9	5.4	2.2	0.7
10	Kobe Webster	G	6-0	172	Sr.	Indianapolis, Ind.	10/0	20.4	8.0	1.8	1.4
11	Lat Mayen	F	6-9	205	Jr.	Adelaide, Australia	10/10	23.6	6.5	4.8	0.9
13	Derrick Walker	F	6-8	232	Jr.	Kansas City, Mo.	Scheduled to make 2020-21 debut on Jan. 5				
14	Trevor Lakes	F	6-7	215	Sr.	Lebanon, Ind.	4/0	17.3	5.0	3.0	0.5
21	Jace Piatkowski	G	6-3	184	RFr.	Omaha, Neb.	3/0	2.7	1.0	0.3	0.0
24	Yvan Ouedraogo	F	6-9	245	So.	Bordeaux, France	10/3	19.7	5.0	5.7	0.6
30	Chris McGraw	G	6-0	170	So.	Columbus, Ohio	Has not played in 2020-21				
33	Akol Arop	F	6-5	203	So.	Omaha, Neb.	Will miss 2020-21 season (knee)				
34	Thorir Thorbjarnarson	G	6-6	202	Sr.	Reykjavik, Iceland	10/7	24.6	3.5	3.6	1.4
35	Eduardo Andre	F	6-10	228	Fr.	London, England	4/0	6.5	3.8	1.8	0.3
44	Bret Porter	F	6-5	228	RFr.	Omaha, Neb.	3/0	2.3	0.0	0.3	0.0
45	Dalano Banton	G	6-9	204	So.	Toronto, Ontario, Canada	10/10	29.7	13.4	7.5	4.7

2020-21 NEBRASKA BASKETBALL ROSTER

No.	VL	Name	Pronunciation	Pos.	Ht.	Wt.	Yr.	Hometown	Previous School
0		Teddy Allen		G	6-6	223	Jr.	Mesa, Ariz.	Western Nebraska CC
2		Trey McGowens		G	6-4	191	Jr.	Pendleton, S.C.	Pittsburgh
3		Elijah Wood		G	6-5	174	Fr.	Potomac, Md.	Berkmar (Ga.) HS
4		Shamiel Stevenson	Sha-meal	G	6-6	245	Jr.	Toronto, Ontario, Canada	Nevada
10		Kobe Webster		G	6-0	172	Sr.	Indianapolis, Ind.	Western Illinois
11		Lat Mayen	Latt [rhymes w/ Matt] may-en	F	6-9	205	Jr.	Adelaide, Australia	Chipola College
13		Derrick Walker		F	6-8	232	Jr.	Kansas City, Mo.	Tennessee
14		Trevor Lakes		F	6-7	215	Sr.	Lebanon, Ind.	Indianapolis
21	*	Jace Piatkowski		G	6-3	184	RFr.	Omaha, Neb.	Elkhorn South HS
24	*	Yvan Ouedraogo	I-van WOO-drah-oh-goh	F	6-9	245	So.	Bordeaux, France	INSEP
30		Chris McGraw		G	6-0	170	So.	Columbus, Ohio	Otterbein
33	*	Akol Arop	A-call uh-rope	F	6-5	203	So.	Omaha, Neb.	Creighton Prep HS
34	***	Thorir Thorbjarnarson		G	6-6	202	Sr.	Reykjavik, Iceland	Menntaskólinn í Reykjavik
35		Eduardo Andre		F	6-10	228	Fr.	London, England	AZ Compass Prep
44	*	Bret Porter		F	6-5	228	RFr.	Omaha, Neb.	Millard North HS
45		Dalano Banton	duh-LAH-no BAN-ten	G	6-9	204	So.	Toronto, Ontario, Canada	Western Kentucky

2020-21 COACHING STAFF

Name	Pronunciation	Title	Year at Nebraska	Alma Mater (Year)
Fred Hoiberg		Head Coach	Second	Iowa State (1995)
Matt Abdelmassih	Abdel-massey	Assistant Coach	Second	St. John's (2007)
Doc Sadler		Assistant Coach	Second as Asst./Eighth	Arkansas (1982)
Armon Gates		Assistant Coach	Third	Kent State (2006)
Bobby Lutz	Lootz	Special Assistant to the Head Coach	Second	UNC Charlotte (1980)
Tim Wilson		Basketball Strength Coach	10th	Nebraska (1981)
Matt Holt		Video Coordinator	Fourth	New Haven (2013)
Luca Virgilio	Vir-Jill-e-o	Director of Basketball Operations	Second	Universita degli Studi di Roma Tre (2012)
Bertram "Buzzy" Caruthers		Director of Player Development	Second	Hampton (2006)
Athan Katsantonis		Graduate Manager	First	Syracuse (2020)
John Harris Jr.		Graduate Manager	Second	Benedictine (2017)

TEAM STATS

Nebraska Cornhuskers			Michigan State Spartans		
2020-21 Team Statistics (Record: 4-6, 0-3 B1G)			2020-21 Team Statistics (Record: 6-3, 0-3 B1G)		
Category	Nebraska	OPP	Category	MSU	OPP
SCORING	747	724	Scoring	706	679
Points per game	74.7	72.4	Points per game	78.4	75.4
Scoring margin	+2.3	-	Scoring margin	+3.0	-
FIELD GOALS-ATT	256-627	256-620	Field goals-att	258-581	235-546
Field goal pct	.408	.413	Field goal pct	.444	.430
3 POINT FG-ATT	86-283	90-279	3 point fg-att	77-218	69-200
3-point FG pct	.304	.323	3-point FG pct	.353	.345
3-pt FG made per game	8.6	9.0	3-pt FG made per game	8.6	7.7
FREE THROWS-ATT	149-229	122-172	Free throws-att	113-148	140-179
Free throw pct	.651	.709	Free throw pct	.764	.782
F-Throws made per game	14.9	12.2	F-Throws made per game	12.6	15.6
REBOUNDS	397	406	Rebounds	358	306
Rebounds per game	39.7	40.6	Rebounds per game	39.8	34.0
Rebounding margin	-0.9	-	Rebounding margin	+5.8	-
ASSISTS	129	142	Assists	190	132
Assists per game	12.9	14.2	Assists per game	21.1	14.7
TURNOVERS	125	149	Turnovers	119	99
Turnovers per game	12.5	14.9	Turnovers per game	13.2	11.0
Turnover margin	+2.4	-	Turnover margin	-2.2	-
Assist/turnover ratio	1.0	1.0	Assist/turnover ratio	1.6	1.3
STEALS	82	55	Steals	43	64
Steals per game	8.2	5.5	Steals per game	4.8	7.1
BLOCKS	35	30	Blocks	39	23
Blocks per game	3.5	3.0	Blocks per game	4.3	2.6

NUMBERS TO KNOW

- 1** - Dalano Banton is one of two Big Ten players - also Ayo Dosunmu of Illinois - to rank in the top 10 in the conference in both rebounding and assists as of Jan. 1.
- 3** - The Huskers had a season-low three assists in the loss at Ohio State, its lowest total since having three in a double OT win over Cincinnati in 2014-15.
- 5** - Nebraska has five 20-point performances through the first 10 games, including four by Teddy Allen and one by Kobe Webster.
- 7.5** - Rebounds per game for Yvan Ouedraogo over the last four games. He is also shooting 63 percent from the field and averaging 7.3 points per game in that stretch.
- 8.6** - Nebraska's 3-pointers per game, which is on pace to be the second-highest average per game in school history.
- 10** - Number of seasons where Nebraska has had multiple 100-point games. The 2020-21 campaign is the first time since 1995-96.
- 30** - Nebraska is 30th nationally in tempo according to KenPom as of Jan. 1. The Huskers are one of four Big Ten teams currently in the top 50 as of Jan. 1. Two of the three fastest tempos will meet on Saturday with NU and Michigan State (41st).

PROBABLE STARTERS (BASED ON LAST GAME)



#45 Dalano Banton | G | So. | 6-9 | 204 | Toronto, Ontario, Canada

2020-21 Averages: PPG: 13.4 | APG: 4.7 | RPG: 7.5 | SPG: 1.5

Worth Noting: Playmaking point guard with a nearly seven foot wingspan...Top 10 in Big Ten in assists, rebounds and steals...Nine double-figure efforts after being held to six points and eight rebounds at No. 25 Ohio State...Had 17 points and five boards vs. No. 19 Michigan...Posted second triple-double in program history with 13 points, 11 rebounds and 10 assists vs. Doane...Finished with 17 points, nine boards and six assists vs. Georgia Tech...Began career at Western Kentucky, where he played in 31 games, including 12 starts...Posted a double-double with 13 rebounds and 10 assists while adding eight points in a win over No. 15 Wisconsin...Top-100 recruit in the class of 2018 after reclassifying.

Career Bests (includes WKU): Pts: 18 | Reb: 13 | Ast: 10 (2x) | Stl: 3 (3x) | Bl: 4



#24 Trey McGowens | G | Jr. | 6-4 | 191 | Pendleton, S.C.

2020-21 Averages: PPG: 10.6 | RPG: 3.9 | APG: 1.3 | SPG: 1.3

Worth Noting: Two-year starter at Pittsburgh who is disruptive on the defensive end...Had six points at No. 25 Ohio State...Had 15 points, four boards and three steals vs. No. 19 Michigan...Totaled 15 points, including 3-of-3 from 3-point range, at No. 8 Creighton...Finished with 19 points and five caroms vs. NDSU...Started 32 games last season and ranked in the top 15 in the ACC in steals (fourth), assists (10th), assist-to-turnover ratio (15th, 1.26-to-1) and minutes played (13th, 33.8 per game) last season...Posted 20 double-figure scoring games, including three 20-point efforts...Two-time ACC Freshman of the Week posted a pair of 30-point games in 2018-19...Top-100 recruit who played at Hargrave Military Academy.

Career Bests (includes Pittsburgh): Pts: 33 | Reb: 9 | Ast: 9 | Stl: 7



#0 Teddy Allen | G | Jr. | 6-6 | 222 | Mesa, Ariz.

2020-21 Averages: PPG: 17.7 | RPG: 5.0 | APG: 1.3 | SPG: 2.0

Worth Noting: Junior college transfer who is a prolific scoring threat...Is sixth in the Big Ten in scoring and second in steals...Posted four 20-point games in 2020-21...Totaled 13 points at No. 25 Ohio State...Had 25 points and five boards vs. No. 19 Michigan...Set career highs with 26 points and nine boards at No. 8 Creighton...No. 8 JUCO player in nation by JUCORecruiting.com...Averaged 31.4 ppg at Western Nebraska CC in 2019-20...Began college career at West Virginia, averaging 7.0 points and 2.7 rebounds per game, as the Mountaineers reached the Sweet 16...2017 Nebraska Gatorade High School Player of the Year at Boys Town HS (31.6 ppg, 12.8 rpg)...Younger brother (Timmy) is a second-team All-Pac 12 player at Utah.

Career Bests (includes W. Virginia): Pts: 24 | Reb: 9 | Ast: 2 (2x) | Stl: 5



#11 Lat Mayen | F | Jr. | 6-9 | 205 | Adelaide, Australia

2019-20 Averages: PPG: 6.5 | RPG: 4.8

Worth Noting: High motor forward who can stretch defenses with his shooting...Had seven points and two boards at No. 25 Ohio State...Set career highs in rebounds (12) and assists (four) vs. South Dakota...Tallied 12 points vs. NDSU...Rated the No. 18 JUCO Player nationally by JUCORecruiting.com...Averaged 11.8 points and 8.4 boards per game at Chipola...Had eight double-doubles in 2019-20...Began career at TCU, where he played in 17 games in 2018-19 before a left knee injury...Averaged 2.1 points and 1.2 rebounds in 7.9 minutes per game...Had season highs of 12 points and six boards vs. West Virginia...Rated the No. 2 ranked player in Australia by AUSA Hoops...Attended Australian Institute of Sport.

Career Bests (includes TCU): Pts: 13 | Reb: 12 | Ast: 4 | Stl: 2



#24 Yvan Ouedraogo | F | So. | 6-9 | 245 | Bordeaux, France

2019-20 Averages: PPG: 5.0 | RPG: 5.7

Worth Noting: Started last three games, averaging 5.3 ppg on 64 percent shooting...Lost nearly 20 points while adding strength and explosiveness in offseason...Had four points and five caroms at No. 25 Ohio State...Had six points and six boards vs. No. 19 Michigan...Finished with six points, six boards and two blocks at No. 9 Wisconsin...Posted double-double vs. Doane (13 points and 13 boards)...Totaled three double-doubles and six games with 10+ rebounds in 2019-20...Set a school freshman record with 19 rebounds vs. Northwestern...Top 150 recruit by 247Sports...Played for the French U-18 team at the European Championships...Attended National Institute of Sport, Expertise and Performance (INSEP), the same program which produced Clint Capela, Boris Diaw and Tony Parker.

Career Bests: Pts: 13 | Reb: 19 | Ast: 3 | Stl: 2 (5x) | Bl: 2 (5x)

NATIONAL POLLS

AP TOP 25 (DEC. 28)

No	Team (1st)	Record	Points	Prev.
1	Gonzaga (62)	7-0	1,598	1
2	Baylor (2)	6-0	1,537	2
3	Kansas	8-1	1,458	3
4	Villanova	8-1	1,370	5
5	Houston	7-0	1,313	6
6	Wisconsin	8-1	1,249	9
7	Tennessee	6-0	1,217	8
8	Texas	7-1	1,109	10
9	West Virginia	7-2	1,080	7
10	Iowa	7-2	1,008	4
11	Creighton	7-2	926	13
12	Missouri	6-0	888	14
13	Texas Tech	7-2	821	15
14	Rutgers	6-1	659	11
15	Illinois	7-3	650	18
16	Michigan	7-0	582	19
17	Michigan State	6-2	431	12
18	Florida State	5-1	377	21
19	Northwestern	6-1	350	NR
20	Duke	3-2	290	20
T-21	Oregon	6-1	252	25
T-21	Minnesota	8-1	252	NR
23	Virginia	4-2	238	16
24	Virginia Tech	7-1	230	24
25	Ohio State	7-2	216	23

Others receiving votes: Xavier 178, San Diego St. 172, North Carolina 57, Arkansas 55, Clemson 50, Colorado 50, Saint Louis 49, Florida 20, Louisville 18, BYU 12, Georgia 10, NC State 8, UCLA 4, Indiana 4, Richmond 3, UCF 2, Western Kentucky 2, Boise St. 2, SMU 1, Chattanooga 1, Drake 1.

USA TODAY COACHES POLL (DEC. 28)

No	Team (1st)	Record	Points	Prev.
1.	Gonzaga (29)	7-0	797	
2.	Baylor (3)	6-0	771	
3.	Villanova	8-1	698	
4.	Kansas	8-1	674	
5.	Houston	7-0	636	
6.	Tennessee	6-0	612	
7.	Wisconsin	8-1	576	
8.	West Virginia	7-2	543	
9.	Texas	7-1	526	
10.	Creighton	7-2	462	
11.	Iowa	7-2	442	
12.	Missouri	6-0	407	
13.	Rutgers	6-1	359	
14.	Texas Tech	7-2	347	
15.	Michigan	7-0	338	
16.	Illinois	7-3	320	
17.	Oregon	6-1	194	
18.	Michigan State	6-2	182	
19.	Florida State	5-1	178	
t20.	Xavier	8-1	164	
t20.	Ohio State	7-2	164	
22.	Northwestern	6-1	117	
23.	San Diego State	6-1	112	
t24.	Virginia	4-2	107	
t24.	Minnesota	8-1	107	

Others receiving votes: Virginia Tech 95, Duke 87, North Carolina 76, Colorado 58, Clemson 57, Arkansas 48, Saint Louis 26, UCLA 25, Richmond 17, Louisville 17, Florida 8, Stanford 7, NC State 6, LSU 6, SMU 5, Drake 5, UCF 5, Boise State 5, UConn 5, Purdue 4, Oklahoma State 3, Saint Mary's 2

2020-21 BIG TEN STANDINGS (AS OF DEC. 31)

Team	B1G	Pct.	Overall	Pct.
Michigan	3-0	1.000	8-0	1.000
Rutgers	3-1	0.750	7-1	0.875
Wisconsin	3-1	0.750	9-2	0.818
Northwestern	3-1	0.750	6-2	0.750
Illinois	3-1	0.750	7-3	0.700
Iowa	2-1	0.667	8-2	0.800
Minnesota	2-2	0.500	9-2	0.818
Ohio State	2-2	0.500	8-2	0.800
Purdue	2-2	0.500	7-4	0.636
Maryland	1-3	0.250	6-4	0.600
Indiana	1-2	0.333	6-4	0.600
Michigan State	0-3	0.000	6-3	0.667
Penn State	0-3	0.000	3-4	0.429
Nebraska	0-3	0.000	4-6	0.400

Date	Matchup or Result	Time
12/25	* Maryland 70, Purdue 73	
12/25	* Iowa 95, Minnesota 102	
12/25	* Michigan 80, Nebraska 69	
12/25	* Michigan State 76, Wisconsin 85	
12/26	* Indiana 60, Illinois 69	
12/26	* Ohio State 70, Northwestern 71	
12/28	* Maryland 70, Wisconsin 64	
12/28	* Michigan State 56, Minnesota 81	
12/29	* Iowa 87, Northwestern 72	
12/29	* Purdue 76, Rutgers 81	
12/30	* Ohio State 90, Nebraska 54	
12/30	* Indiana 87, Penn State 85	
12/31	Minnesota at Wisconsin*	3:30 p.m.
12/31	* Wisconsin 71, Minnesota 29	
1/2	Purdue at Illinois*	5 p.m.
1/2	Michigan State at Nebraska*	7 p.m.
1/3	Wisconsin at Penn State*	11 a.m.
1/3	Ohio State at Minnesota*	4:30 p.m.
1/3	Northwestern at Michigan*	6:30 p.m.
1/4	Maryland at Indiana*	7 p.m.
1/5	Nebraska at Purdue*	6 p.m.
1/5	Rutgers at Michigan State*	8 p.m.
1/6	Penn State at Ohio State*	5:30 p.m.
1/6	Minnesota at Michigan*	7:30 p.m.

SCOUTING MICHIGAN STATE

Under Hall of Fame Coach Tom Izzo, the Spartans have been the flagship program in the Big Ten over the last two-plus decades. The Spartans have made eight Final Fours in the last 22 seasons and were 22-9 before last season was ended by the COVID-19 pandemic. MSU was playing its best basketball when the season ended, closing Big Ten play with five straight wins to share the regular-season crown with Wisconsin and Maryland at 14-6.

MSU won its first six games this season, including a 75-69 win at Duke and 10-point win over Notre Dame, before a slow start in Big Ten play. MSU, which opened with three of its first four on the road, opened Big Ten action with a loss at Northwestern before setbacks against nationally ranked Wisconsin and Minnesota.

The Spartans average 78.4 points per game and is second in the conference in assists (21.1), but is shooting just 44 percent as a team. MSU lost a pair of draftees from last season, including Cassius Winston and Xavier Tillman Sr., but return the bulk of the lineup from last year.

Junior transfer Joey Hauser has been an impact performer in his first season as a Spartan, leading MSU in both scoring (13.1 ppg) and rebounding (8.1 rpg) while shooting 51 percent from the floor and 39 percent from 3-point range. Aaron Henry averages 11.9 ppg and a team-high 4.4 assists per game, as MSU has seven players averaging at least 6.6 points per game.

Series History: Michigan State leads the all-time series, 18-9, in a series that dates back to February of 1920. The Huskers are 3-10 against Michigan State since joining the Big Ten, while the Spartans have won the last six meetings. Since joining the Big Ten, NU has faced a ranked Spartan team in 10 of the 14 meetings including Saturday's contest. MSU's 70-64 win in 2019 ended the Huskers' 20-game home win streak, while NU's win in East Lansing in 2014 was the Huskers' last top-10 road win.

Last Meeting: Dachon Burke Jr. had 18 of his 21 points in the first half, but Nebraska was unable to slow down Michigan State in an 86-65 loss at Pinnacle Bank Arena on Feb. 20, 2020.

Nebraska trailed just 39-36 at the break, but shot just 28 percent in the second half, while the Spartans shot 61 percent after the break to pull away in the final 20 minutes.

Burke finished the night with 21 points on 7-of-15 shooting, including 4-of-8 from 3-point range. Haanif Cheatam (14 points and five steals) and Yvan Ouedrago (10 points and seven rebounds) joined Burke in double figures.

Nebraska was within 48-46 before Aaron Henry keyed a 11-1 Spartan surge, scoring six of his 13 points to help MSU take a 59-47 lead. The Huskers chipped away and got within 61-54 after a Jervy Green 3-pointer with 8:54 left, but could get no closer as Michigan State ran off nine straight points to push the lead back to 16.

LAST TIME OUT

Nebraska could not overcome a cold-shooting night, as the Huskers fell at No. 25 Ohio State, 90-54, in Columbus on Dec. 30.

The Huskers (4-6, 0-3 Big Ten) shot just 28.3 percent on the night, including 24.3 percent in the first half, as Ohio State built a 38-21 halftime lead.

Nebraska took an early lead and was tied at 13 after a Teddy Allen 3-pointer with 13:15 left in the half, but the Huskers had just one field goal the remainder of the half. Despite the cold spell, NU was within 33-21 after Trey McGowens' 3-pointer with 2:59 left in the half, but the Buckeyes scored the final five points to push the lead to 17.

The Huskers pulled to within 14 on a McGowens 3-point play on the Huskers' first second-half possession, but OSU put the game out of reach with a 12-2 spurt and cruised to the win.

Allen was the only Husker to finish in double figures, finishing with 13 points. Justin Ahrens led five Ohio State (8-2, 2-2 Big Ten) players in double figures with 18 points, including 6-of-9 from 3-point range while Zed Key added 14 points for OSU, which shot 49 percent from the field and hit 12 3-pointers.

NEBRASKA-MICHIGAN STATE AT A GLANCE

- All-Time: Michigan State leads, 18-9
- In Lincoln: Michigan State leads, 7-6
At Pinnacle Bank Arena: Michigan State leads, 3-1
 - In East Lansing: Michigan State leads, 9-3
At Breslin Center: Michigan State leads 7-3
 - In Kansas City: Michigan State leads 1-0
 - In Atlanta: Michigan State Leads 1-0
 - In Big Ten Conference games: Michigan State leads, 10-3
 - In Big Ten Tournament games: 0-0
- Husker-Spartan Superlatives**
- Most consecutive wins (year ended): Nebraska 3 (2014-16); Michigan State 6 (2017-present)
 - Most points scored: Nebraska, 96, at Lincoln, Neb., Dec. 10, 1994; Michigan State, 101, at East Lansing, Mich., Dec. 4, 1991
 - Highest combined score: 187, Michigan State, 91, Nebraska, 96, at Lincoln, Neb., Dec. 10, 1994
 - Biggest winning margin: Nebraska, 19, at Lincoln, Neb., Feb. 14, 1920; Michigan State, 29, at East Lansing, Mich., Dec. 3, 2017

Series History

Date	Site	Rankings	Result	Neb.	Wis.
2-13-20	H	-/-	W	43	26
2-14-20	H	-/-	W	39	20
12-27-56	N	-/-	L	65	79
12-20-58	A	-/11	L	55	80
12-17-59	H	-/-	L (2OT)	80	82
12-20-67	A	-/-	L	70	74
12-16-68	H	-/-	W	73	59
12-29-83	N	-/-	L	45	58
11-30-88	H	-/-	L	75	77
11-29-89	A	-/-	L	69	80
11-28-90	H	-/5	W	71	69
12-4-91	A	-/22	L	78	101
12-18-93	A	-/6	W	85	81
12-10-94	H	-/15	W (OT)	96	91
12-31-11	H	-/16	L	55	68
2-25-12	A	-/6	L	34	62
1-13-13	A	-/22	L	56	66
2-16-13	H	-/8	L	64	73
2-16-14	A	-/9	W	60	51
1-24-15	H	-/-	W	79	77
1-20-16	A	-/9	W	72	71
2-2-17	H	-/-	L	61	72
2-23-17	A	-/-	L	72	88
12-3-17	A	-/3	L	57	86
1-17-19	H	-/6	L	64	70
3-5-19	A	-/9	L	76	91
2-20-20	H	-/-	L	65	86

WORTH NOTING

- Nebraska has now dropped 12 straight games against ranked opponents dating back to the 2019 Big Ten Tournament.
- Nebraska falls to 4-19 all-time against Ohio State, including a 1-12 mark when OSU is ranked coming into game time.
- Nebraska shot a season-low 28.3 percent from the field, including 5-of-33 from 3-point range.
- Teddy Allen's 13 points extended his streak of double figure games to 11 games dating back to his final game at West Virginia.
- Nebraska falls to 3-5 all-time against teams ranked No. 25 in the AP poll.
- Nebraska had 15 turnovers, its first double-figure turnover game since Dec. 11.

CAREER STATS VS. MICHIGAN STATE

Player	GP-GS	Min-Avg	FG-FGA	Pct	3FG-FGA	Pct	FT-FTA	Pct	Off	Def	Tot	Avg	PF	A	TO	Blk	Stl	Pts	Avg
Arop	1-0	6-6.0	0-0	.000	0-0	.000	0-2	.000	0	0	0	0.0	1	0	0	1	0	0	0.0
Ouedraogo	1-1	21-21.0	4-6	.667	0-0	.000	2-3	.667	6	1	7	7.0	2	0	2	2	0	10	10.0
Thorbjarnarson	3-1	46-15.3	2-13	.154	0-6	.000	1-1	1.000	2	4	6	2.0	2	1	1	0	1	5	1.7

STORYLINES

• Nebraska Head Coach Fred Hoiberg will see a familiar face on the opposite sideline on Saturday, as his son Jack is a junior guard at Michigan State. Jack, the second oldest of Hoiberg’s four kids, has played in six games this season and was put on scholarship for the 2020-21 campaign.

• NU will look to snap a 12-game losing streak against ranked opponents which began with a 66-62 loss to Wisconsin in the 2019 Big Ten Tournament. NU’s last win over a ranked team was a 69-61 win over No. 21 Maryland in the second round of the 2019 Big Ten Tournament.

• Saturday’s game with No. 17 Michigan State ends a six-game stretch where NU faced five ranked teams. The stretch began at No. 8 Creighton (Jan. 11) and has included NU’s first four conference games.

• The Big Ten has a record nine teams ranked in this week’s poll, breaking the old mark of eight set on March 2, 2020. It is the most by any conference since the old Big East had nine teams on March 7, 2011.

• A pair of Huskers are closing in on milestone numbers this weekend. Kobe Webster needs three points to reach 1,500 career points, while Trevor Lakes is one point away from 1,000 career points.

• The break after the Creighton game allowed the Huskers an opportunity to work on cutting down turnovers. After a solid start the first three games, the Huskers averaged nearly 19 turnovers per game, including 25 at Creighton. Over the last four games, NU has cut down its turnovers, averaging 10.0 per game in that span. On the year, NU is currently averaging 12.5 turnovers per game after averaging 11.9 in 2019-20.

• Junior college transfer Teddy Allen is one of five newcomers among power conference players averaging at least 17.0 points per game this season. Cameron Thomas (LSU), Cade Cunningham (Oklahoma State) and Eugene Omoruyi (Oregon) are the only newcomers on power conference teams averaging more than Allen as of Jan. 1.

• Nebraska enters the weekend ranked sixth in the Big Ten and 77th nationally with 8.6 3-pointers per game. It is not surprising that Nebraska relied on its 3-point shooting in Hoiberg’s tenure, as his Iowa State teams led the Big 12 in 3-pointers in four of his five seasons at the school. The Huskers averaged 7.9 3-pointers per game last season, marking NU’s highest per game total since the 2001-02 season.

Most 3-Pointers/Game in School History

No.	School	Games	3-Pointers/Game
1.	2001-02	28	9.54
-	2019-20	10	8.60
2.	2019-20	32	7.90
3.	2006-07	31	7.87
4.	2018-19	36	7.50

• The Huskers added some much-needed depth in mid December, as Trevor Lakes and Eduardo Andre made their Husker debuts against Doane on Dec. 17. Andre, a 6-foot-10, 228-pound forward, is averaging 3.8 points and 1.8 rebounds per game while serving as a backup in the frontcourt. Lakes, a 6-foot-7 forward who was cleared by the NCAA on Dec. 17, is averaging 5.0 points and 3.0 rebounds per game while shooting 46 percent from 3-point range.

• Nebraska has two 100-point games this season following the Dec. 17 win over Doane. It marks the 10th time in school history that Nebraska had multiple 100-point games in a season and the first since 1995-96. Nebraska is now 39-4 all-time when scoring 100+ points.

• Nebraska has shown the ability to get off to fast starts in 2020-21. NU has outscored its nine opponents by a combined score of 79-46 prior to the first media timeout and has led or tied heading into the first media break in eight of the nine games. The only two times NU has trailed at the first media timeout were one-point deficits to South Dakota and at Creighton.

NEWCOMERS MAKING AN IMPACT

Nebraska added an influx of veterans in 2020-21, gaining the services of seven scholarship players with previous Division I experience as well as Division II transfer Trevor Lakes, who became eligible on Dec. 17.

The group combined for nearly 4,000 points along with over 1,300 rebounds and 600 assists in their collegiate careers before joining the Husker program and includes multi-year starters Kobe Webster (Western Illinois), Trey McGowens (Pittsburgh) and Trevor Lakes (Indianapolis). The Huskers also gain the services of three players (Dalano Banton, Shamiel Stevenson and Derrick Walker) who had to sit out the 2019-20 campaign after transferring to Nebraska.

LIMITING TURNOVERS

Games	Turnovers Per Game
First 3 games	9.6
Next 3 games	18.7
Last 3 games	10.0

POWER CONF. NEWCOMERS (THRU 1/1)

No.	Name (School)	PPG
1.	Cameron Thomas (LSU)	24.1
2.	Cade Cunningham (Okla. St.)	19.1
3.	Eugene Omoruyi (Ore.)	18.1
4.	Teddy Allen (Neb.)	17.7
5.	Evan Mobley (USC)	17.5

Includes ACC, B1G, Big East, Big 12, Pac-12, SEC

IMPACT NEWCOMERS

Category	Pct. by Newcomers
Points	88.6
Rebounds	76.6
Assists	84.5
Blocks	74.3
Steals	82.9

LEARFIELD IMG COLLEGE HUSKER SPORTS NETWORK

Kent Pavelka

- Is in his 34th season of calling Husker men’s basketball
- Called NU basketball for two stretches from 1974-1996 before returning to play-by-play duties full time in 2006-07
- Called his 1,000th Husker basketball game in 2018-19
- Six-time Nebraska Sportscaster of the Year who was inducted into the Nebraska Broadcasters Hall of Fame in 2019

Jake Muhleisen

- Is in his third season as full-time color analyst
- Four-year starter at Nebraska from 2002-05
- Three-year team captain during his career

Ben McLaughlin

- Fills in as a color analyst for select broadcasts
- Co-hosts Sports Nightly and works on the Learfield IMG College football and baseball broadcasts

2020-21 Network Affiliates

City	Station	Location
Ainsworth	KBRB	1400 AM
Alliance	KCOW	1400 AM
Beatrice	KWBE	1450 AM
Broken Bow	KBBN	95.3 FM
Chadron	KCSR	610 AM
Columbus	KJSK	900 AM
Fairbury	KGMT	1310 AM
Falls City	KTNC	1230 AM
Fremont	KFMT	105.5 FM
Grand Island	KRGI	1430 AM
Hastings	KHAS	1230 AM
Holdrege	KUVR	1380 AM
Kearney	KGFV	1340 AM
Lexington	KRVN	880 AM
Lincoln	KLIN	1400 AM
McCook	KSWN	93.9 FM
Nebraska City	KNCY	1600 AM
Nebraska City	KBIE	103.1 FM
Norfolk	KNEN	94.7 FM
North Platte	KODY	1240 AM
North Platte	KXNP	106.1 FM
O’Neill	KRBX	102.9 FM
Omaha	KXSP	590 AM
Scottsbluff	KNEB	960 AM
Sidney	KSID	1340 AM
Superior	KRFS	1600 AM
Superior	KRFS	103.9 FM
Valentine	KVSH	940 AM

Nationwide

- Huskers.com & Huskers App
- TuneIn.com/Huskers & TuneIn App
- SiriusXM Satellite Radio

QUICK FACTS

University of Nebraska Information

Location.....Lincoln, Neb.
 Founded..... 1869
 Enrollment..... 25,057
 Nickname..... Cornhuskers, Huskers
 Colors..... Scarlet & Cream
 Affiliation..... NCAA Division I
 Conference..... Big Ten Conference
 Home Arena..... Pinnacle Bank Arena
 Capacity/Year Opened..... 15,000/2013
 Chancellor..... Ronnie Green
 Faculty Rep..... Scott M. Fuess Jr.
 Athletics Director..... Bill Moos
 Deputy A.D./Chief of Staff..... John Johnson
 Athletic Dept. Phone..... (402) 472-4224
 Assistant A.D./Ticketing..... Holly Adam
 Ticket Office Phone....(402) 472-3111 or 1-800-8BIGRED
 Website..... Huskers.com

Basketball History

First year of basketball..... 1896-97
 Regular-season conference titles (last)..... 7 (1950)
 Postseason conference titles (last)..... 1 (1994)
 All-time postseason appearances..... 26
 All-time postseason record..... 24-25
 NCAA Appearances (last)..... 7 (2014)
 NIT Appearances (last)..... 19 (2019)

Basketball Staff

Head Coach.....Fred Hoiberg
 Alma Mater (Year)..... Iowa State (1995)
 Record at Nebraska..... 11-31 (2nd season)
 Overall NCAA Coaching Record..... 126-87 (7th season)
 Assistant Coaches..... Matt Abdelmassih (2nd season)
 Armon Gates (3rd season)
 Doc Sadler (2nd season as asst./8th season overall)
 Special Assistant to the Head Coach Bobby Lutz (1st season)
 Strength Coach..... Tim Wilson
 Graduate Managers Jon Harris Jr. and Athan Katsantonis
 Director of Operations..... Luca Virgilio
 Asst. Director of Operations..... Sheryl Burbach
 Video Coordinator..... Matt Holt
 Director of Player Development..... Buzzy Caruthers
 Assistant Athletic Trainer..... R.J. Pietig
 Equipment Manager..... Pat Norris

2020-21 Team Information

Final Record..... 7-25 (5-11 H, 0-12 A, 2-2 N)
 Big Ten Record (Finish)..... 2-18 (14th)
 Big Ten Championship..... 0-1, lost to Indiana 64-89
 Postseason..... None
 Starters Returning/Lost..... 2/3
 Lettermen Returning/Lost..... 5/7
 Scholarship Newcomers..... 9

Communications Contact

Sr. Assoc. Director/MBB Contact.....Shamus McKnight
 Office Phone.....(402) 472-7772
 Cell Phone..... (402) 540-0268
 E-Mail..... smcknight@huskers.com

Men's Basketball Links

Athletics Media Site..... huskers.com/mediafiles
 2020-21 MBB Site..... go.unl.edu/mbbmedia2021

- Nebraska's top six scorers are all newcomers, including three double-figure scorers. In all, 89 percent of the Huskers' offense and 77 percent of its rebounds has come from players who did not play at Nebraska in 2019-20.
- Teddy Allen leads all Big Ten newcomers in scoring and steals heading into the Michigan State game, while Dalano Banton is second among all conference newcomers in assists and third in both rebounds and steals.
- In all, 35 of Nebraska's 36 double-figure efforts this season have been by players in their first season of competition at NU. Yvan Ouedraogo's double-double against Doane is the Huskers' only double-figure scoring effort by a returnee in 2020-21.
- Nebraska will add additional size and experience next week when junior forward Derrick Walker becomes eligible. Saturday's game against Michigan State is Walker's final game of his 11-game suspension from a violation of NCAA rules that occurred while Walker was a member of the Tennessee basketball program in 2018-19.

BANTON POSTS TRIPLE-DOUBLE

Prior to Fred Hoiberg taking over the Nebraska basketball program, Nebraska never had a triple-double in a regular-season game and now have had one in each of the past two seasons following Dalano Banton's triple-double against Doane on Dec. 17. In fact, the only two triple doubles in the Big Ten have been by Huskers. Hoiberg has had three players on the college level post a triple double, as Royce White of Iowa State had one in 2012 (10 points, 18 rebounds, 10 assists).

Nebraska Triple-Doubles Under Hoiberg

Player	Opponent	Date	Points	Rebounds	Assists
Cam Mack	Purdue	Dec. 15, 2019	11	10	12
Dalano Banton	Doane	Dec. 17, 2020	13	11	10

A UNIQUE POINT GUARD

It is not often that you see a point guard handling jump ball duties, but Dalano Banton is not your typical point guard, and NU coach Fred Hoiberg is finding ways to incorporate Banton's unique skills.

The 6-foot-9 sophomore provides a unique focal point to the Huskers' attack and is averaging 13.4 points, 7.5 rebounds and 4.7 assists per game. He comes into the Michigan State game ranking among the Big Ten leaders in assists (sixth), steals (eighth), rebounding (eighth) and assist-to-turnover ratio (12th).

A former top-100 recruit, Banton has reached double figures in nine of his 10 outings, including a 15-point, eight-rebound four-assist performance against No. 9 Wisconsin on Dec. 22 and a 17-point effort against No. 19 Michigan on Dec. 25.

- Banton is one of four power conference players who rank in the top 10 of their respective conferences in both rebounding and assists as of Dec. 30.
- He is one of three players nationally and the only power conference player with a triple double this season. Banton posted his first career triple double with 13 points, 11 rebounds and 10 assists against Doane on Dec. 17. In addition, he nearly posted another triple double against North Dakota State on Nov. 18 with 12 points, nine rebounds and eight assists.
- Banton is one of only five players nationally averaging at least 13 points, seven rebounds and 4.5 assists per game as of Dec. 30. Two of the five are in the Big Ten with Banton and Illinois' Ayo Dosunmu.

STEALS = BASKETS

Nebraska's length on the defensive end has been disruptive during the early portion of the campaign. The Huskers enter the Michigan State contest ranked 62nd nationally with 8.2 steals per game, a total which is second in the Big Ten.

- Teddy Allen (2.0 spg, second), Dalano Banton (1.5 spg, eighth) and Trey McGowens (1.3 spg, 10th) rank among the Big Ten leaders in steals.
- Nebraska had 10+ steals in each of its first three games, marking the first time since the 2016-17 season and just the second time since 2010.
- Allen is the only power conference player and one of 16 players nationally with multiple five-steal games as of Dec. 30. The only other Husker to have multiple five-steal games in a season in the last decade is Glynn Watson Jr., who had three during the 2016-17 campaign.
- Nebraska will look to finish among the top three teams in the Big Ten in steals for the third straight year (2019-20 -7.0, second; 2018-19 (7.2, third).

TEDDY BUCKETS

Junior college transfer Teddy Allen has lived up to his billing as an elite scorer in his first season at Nebraska. The 6-foot-6 junior guard leads Nebraska and ranks sixth in the Big Ten in scoring at 17.7 points per game while also chipping in 5.0 rebounds and 2.0 steals per game.

- Allen, who leads all Big Ten newcomers in scoring and steals, is the only newcomer listed in the top 10 of the Big Ten in scoring as of Dec. 30.
 - He is one of eight players nationally - and the only power conference player - averaging at least 17.0 points, 5.0 rebounds and 2.0 steals per game.
 - Allen has a team-high four 20 efforts and is one of six Big Ten players with at least four 20-point games this season.
- Allen, who averaged 31.4 points per game at Western Nebraska Community College last season, has reached double figures in all 10 games, including a 25-point effort against No. 19 Michigan on Christmas. He enjoyed his best performance of the season at No. 8 Creighton on Dec. 11, when he totaled D-1 career highs with 26 points and nine rebounds. He also posted 20-point games against North Dakota State (22) and South Dakota (23). Allen has seven career 20-point games, including three during his freshman season at West Virginia in 2017-18.

BANTON RANKS

Category	Avg	B1G Rank
Assists per Game	4.7	6th
Steals per Game	1.5	8th
Rebounds Per game	7.5	8th
Asst-to-TO Ratio	2.2-to-1	12th

POWER CONF. TOP-10 IN REB & ASSTS.

Name	School	REB	ASST.
Dalano Banton	Nebraska	8th	6th
Likekele, Isaac	Oklahoma St.	3rd	9th
Trendon Watford	LSU	10th	6th
Ayo Dosunmu	Illinois	10th	4th

HUSKERS LOOK TO PUSH PACE

When Nebraska coach Fred Hoiberg talks about playing with pace, he means it. His first Nebraska team led the Big Ten and was the only conference program in the top-50 nationally in tempo in 2019-20. It was the highest finish of any Big Ten program in the KenPom database since the site began tracking in 2001-02.

In six seasons as a college head coach, his teams have ranked in the top-50 in tempo five times - that matches the entire number of times that a Big Ten program has done it since the 2001-02 campaign. Prior to Hoiberg's arrival, the last time a Husker team was in the top-100 nationally in tempo according to KenPom was in 1999-2000 under Danny Nee.

Pace Under Hoiberg

Year	Hoiberg-Coached Team	Big Ten Leader
2010-11	Iowa State (34th)	Iowa (100th)
2011-12	Iowa State (128th)	Iowa (70th)
2012-13	Iowa State (30th)	Iowa (95th)
2013-14	Iowa State (12th)	Iowa (29th)
2014-15	Iowa State (10th)	Minnesota (47th)
2019-20	Nebraska (16th)	Same

HUSKER DEFENSIVE IMPROVEMENT

The added length and athleticism has helped the Huskers on the defensive end during the early portion of the season.

- Nebraska has climbed from 266th to 148th nationally in effective field goal percentage defense heading into the Michigan State contest. The game with the Buckeyes will be the fourth opponent in the top 10 nationally in offensive efficiency in the last five games.

- Nebraska is in the middle of the pack in both field goal defense and 3-point defense after ranking near the bottom of the Big Ten in both categories in 2019-20.

- Despite playing at one of the fastest tempos in the country, the Huskers have allowed just four opponents to score 70 or more points this season.

FROM COLLEGE TO THE NBA AND BACK AGAIN

Nebraska's Fred Hoiberg is in an exclusive club, as he was one of just 10 current D-I coaches to coach in both Division I and in the NBA in 2020-21. He spent three-plus seasons with the Chicago Bulls, guiding the Bulls to the NBA Playoffs in 2016. Hoiberg's 270 regular-season NBA games rank second among the 10 former NBA coaches in the collegiate ranks. Hoiberg also brings five years of NBA front office experience, as he worked with the Minnesota Timberwolves from 2005 to 2010.

Coach, School	NBA Head Coach, Years
John Calipari, Kentucky	New Jersey, 1996-99
Leonard Hamilton, Miami	Washington, 2000-01
Fred Hoiberg, Nebraska	Chicago, 2015-18
Lindsey Hunter, Mississippi Valley State	Phoenix, 2013
Lon Kruger, Oklahoma	Atlanta, 2000-03
Larry Krystkowiak, Utah	Milwaukee, 2007-08
Eric Musselman, Arkansas	Golden State, 2002-04; Sacramento, 2006-07
Terry Porter, Portland	Milwaukee, 2003-05; Phoenix 2008-09
Rick Pitino, Iona	New York, 1987-89; Boston, 1997-2001
Darrell Walker, Arkansas Little Rock	Toronto, 1996-98; Washington, 1999-2000

HUSKERS SIGN TALENTED TRIO

The three-member class that the Nebraska basketball program signed in November for next season has been lauded as one of the nation's top recruiting classes.

The trio of Wilhelm Breidenbach, Bryce McGowens and Keisei Tominaga has NU ranked 16th in the ESPN.com team ranking as of Dec. 10th. The class ranks third in the Big Ten to Michigan and Michigan State, and Nebraska is one of three Big Ten programs - joining Michigan and Michigan State - in signing a five-star recruit in the class of 2021.

- NU's class features a pair of top-100 recruits in McGowens and Breidenbach, who are two of the three-highest-rated players Nebraska has signed in the 247 composite database, which compiles all of the major recruiting sites into one list.

- McGowens is listed as a 5-star recruit by all three national publications (ESPN, 247, Rivals) and is a consensus top-25 national player (ESPN, 247 Sports, Rivals). He is the highest-ranked recruit Nebraska has signed since the current national recruiting sites began nearly 20 years ago.

- Breidenbach is a four-star recruit by both ESPN and 247 Sports and is ranked No. 63 by ESPN and No. 87 on 247Sports composite rankings.

HUSKER NOTEBOOK

- Nebraska's 2020-21 roster features players from six countries (United States, Canada, Iceland, England, France and Australia). Nebraska's six international players tie for eighth nationally and ties for third among power conference programs (Arizona and Washington State-7 apiece).

- Nebraska is a bigger and more experienced team in Hoiberg's second season. Last year, Nebraska ranked among the least experienced Division I programs and was one of the smallest teams in the Big Ten according to data from KenPom. This season, the Huskers have made significant improvements in both areas.

TOP-10 PINNACLE BANK ARENA CROWDS

No.	Attend.	Opponent	Date
1.	15,998	Wisconsin	March 9, 2014
2.	15,991	Penn State	Feb. 25, 2018
3.	15,987	Tennessee-Martin	Nov. 28, 2014
4.	15,978	Northwestern	March 1, 2014
5.	15,952	Iowa	Jan. 27, 2018
6.	15,950	Creighton	Dec. 8, 2018
7.	15,949	Arkansas State	Dec. 14, 2013
8.	15,946	South Dakota State	Nov. 15, 2019
9.	15,945	Minnesota	Jan. 26, 2014
10.	15,933	Iowa	Feb. 22, 2015

RECORD AT PINNACLE BANK ARENA

Season	Wins	Losses	Pct.
2013-14	15	1	.938
2014-15	10	6	.625
2015-16	10	8	.556
2016-17	8	8	.500
2017-18	16	1	.941
2018-19	13	5	.722
2019-20	5	11	.313
2020-21	4	3	.571
Totals	81	43	.653

2020-21 MISC. STATS

DOUBLE DOUBLES

Dalano Banton vs. Doane 13 pts., 11 reb., 10 asst.
Yvan Ouedraogo vs. Doane 13 pts., 13 reb.

TEAM LEADERS

Double-Figure Scoring Games: Allen-10; Banton-9
McGowens-6; Webster-5; Mayen-2; Stevenson-2;
Lakes-1; Ouedraogo-1

10+ Rebounding Games: Banton-1; Ouedraogo-1;
Mayen-1

Double-Doubles: Banton-1; Ouedraogo-1

Triple-Doubles: Banton-1

20-Point Games: Allen-4; Webster-1

30-Point Games: None

Games Leading NU in Scoring: * Allen-7; Banton-3; McGowens-1;
Stevenson-1; Webster-1

Games Leading NU in Rebounding: * Banton-5; Ouedraogo-3;
Mayen-1; McGowens-1; Allen-2

Games Leading NU in Assists: * Banton-8; Thorbjarnarson-1;
Mayen-1; Allen-1

Games Leading NU in Blocks: * Banton-5; Ouedraogo-4;
Mayen-2; McGowens-1; Porter-1; Allen-1; Stevenson-1

Games Leading NU in Steals: Allen-6; Banton-4;
McGowens-3; Thorbjarnarson-2; Stevenson-1; Mayen-1

*-Includes Ties

AROP TO MISS 2020-21 SEASON

University of Nebraska Head Coach Fred Hoiberg announced on Nov. 12 that sophomore Akol Arop will miss the entire 2020-21 season following knee surgery.

Arop played in 21 games as a true freshman for the Huskers. While he averaged just 1.0 points and 1.3 rebounds per game in 2019-20, Arop saw most of his action down the stretch, playing at least 20 minutes in each of the Huskers' final three games.



HUSKERS' SOCIAL JUSTICE PATCH

No more hashtags, only change.

Amidst the national protests and a summer of unrest and injustice, Nebraska Men's Basketball was inspired to become change agents in the fight against injustice. As the first Nebraska Athletics coach to comment on the protests publicly, coach Fred Hoiberg and staff made it a priority to discuss the events with his team in May and June 2020. What transpired was an overwhelming message of change. And most importantly, no more hashtags.

This season, The NCAA Playing Rules Oversight Panel approved rules to allow student-athletes in all sports to wear patches on their uniforms for commemorative and memorial purposes, as well as to support social justice issues. Nebraska Men's Basketball wanted to create a patch with a message, one specific to their team.

As Kobe Webster and Teddy Allen closed the speech, Allen called for action. No more hashtags, only change. This phrase, not meant to only inspire action instead of talk, is also meant to inspire no more hashtags of names, specifically of victims of injustice. The patch symbolizes the need to move toward actionable steps outlined. Bring awareness to the issues, educating yourself on these issues, being unified on creating change in the world, and the plea to have no more names becoming hashtags.

Nebraska Men's Basketball has made statements, the team has now shifted to action. Among the first teams in the country to declare Election Day an off day for athletes to vote, the team also held educational sessions throughout the summer and fall, meeting with the Lincoln Police Department, the Malone Center, and collaborating with the Diversity and Inclusion Director to establish a plan of action moving forward.

Adding Size and Experience

Personnel	20-21 (Rank)	B1G Rank	2019-20 (Rank)	B1G Rank
Experience:	2.00 yrs (71)	4th	1.41 yrs (267)	9th
Average Height:	78.2" (24)	5th	77.0" (142)	13th

• Nebraska signed a pair of top-20 junior college prospects for the second straight season. Junior guard Teddy Allen was rated eighth by JUCORecruiting.com, while forward Lat Mayen was tabbed 18th nationally by the publication. The Huskers were one of three programs nationally to sign a pair of top-20 JUCO recruits (St. John's and Southern Miss).

CUTOUTS ON SALE FOR 2020-21 SEASON

Husker fans can get their pictures in Pinnacle Bank Arena for the entire 2020-21 season by purchasing Nebraska Basketball fan cutouts at shop.fancutouts.com/products/nebraska-basketball. Nebraska Basketball fan cutouts are only \$55 and all proceeds from the season-long campaign will support Husker student-athletes and allow Nebraska Athletics to address the areas of greatest need during this challenging time.

- At the end of the basketball season, fans will have the opportunity to pick up their cutouts free of charge. Fans who wish to have their cutouts shipped after the season will be charged an additional \$25 per order at the time of purchase
- All sales are final. Cutout locations may be subject to change throughout the season depending on permissible fan capacity.

NEBRASKA BOASTS HIGHEST EVER GSR SCORE

Nebraska student-athletes have posted a 94 percent NCAA Graduation Success Rate (GSR), continuing the Huskers' long tradition of being a national leader in the classroom. The NCAA released its GSR scores on Nov. 17, with Nebraska recording its highest all student-athlete rate for the eighth consecutive year. It also marked the third straight year Nebraska has achieved a GSR of 90 percent or higher.

- At the conference level, the 94 percent mark is tied for second among 14 Big Ten schools. On the national scale, Nebraska's GSR ranks in a tie for 10th among 65 Power Five Schools, and third among public institutions at the Power Five level.
- The Husker men's basketball program achieved a 100 percent GSR and was one of 13 Husker programs to post a 100 GSR in the latest rankings.
- The 94 percent GSR rate is another milestone for a program that has long been a national leader in academic and athletic achievement. Nebraska leads the nation with 340 CoSIDA Academic All-Americans in school history across all sports. Nebraska also leads the nation with 18 NCAA Today's Top 10 Award winners.

MISSING THAT HOME CROWD ADVANTAGE

With no fans allowed for the foreseeable future, Nebraska will miss out on the fan support which has ranked among the nation's best since moving into Pinnacle Bank Arena in 2013-14.

- Nebraska has ranked in the top 15 nationally in average attendance in each of the past seven seasons, averaging sellout crowds in the 15,000-seat arena.
- In 2019-20, the Huskers finished the home portion of their campaign averaging 15,605 fans per game for 16 home games. The average set NU's single-season record, breaking the mark of 15,569 per game set during the 2014-15 season despite posting a 7-25 record.
- Nebraska is one of nine schools in the country to average 15,000+ fans per contest in each of the last seven seasons (2014-20), joining Kentucky, Syracuse, Louisville, North Carolina, Wisconsin, Indiana, Kansas and Creighton.

Filling Up Pinnacle Bank Arena

Season	Average	NCAA Rank
2013-14 (1st year of PBA)	15,419	13th
2014-15	15,569	10th
2015-16	15,430	11th
2016-17	15,427	11th
2017-18	15,494	11th
2018-19	15,341	10th
2019-20	15,605	11th

HUSKER FAMILY TIES RUN DEEP FOR HOIBERG

While Fred Hoiberg grew up in Ames and played his high school (Ames High School) and college basketball (Iowa State) there, he was born in Lincoln and has numerous ties to the city and to the University of Nebraska.

- Fred's father (Eric) and mother (Karen) both earned their undergraduate degrees from Nebraska in 1966. In fact, Eric earned his undergraduate degree, Master's degree, and Ph.D. in sociology from the university.
- His maternal grandfather was former Husker basketball coach Jerry Bush. Known as the "Big Bear of the Coliseum," Bush guided NU from 1955 to 1963, and directed two of the greatest upsets ever – a 43-41 victory over top-ranked Kansas and Wilt Chamberlain, and a 55-48 victory over No. 4 Kansas State and Olympian Bob Boozer during the 1957-58 campaign.
- His paternal grandfather (Otto) received his Master's Degree and Ph.D from Nebraska. He joined the faculty of the University of Nebraska in 1948, where he taught sociology and served as director of the community development program in the University of Nebraska Extension Division.

LINCOLN NAMED HAPPIEST CITY IN U.S.

In December of 2020, *Men's Health* Magazine named Lincoln the "Happiest City in America." The factors included in the research methodology included well-being (based on predictive Twitter language) and mental health (rates of depression, suicides, and mental-health status) as well as community (local organization engagement), financial well-being (employment, income equality, home ownership, and access to adequate housing), environment (park and traffic proximity), and physical health (including activity levels, obesity, and sleep).

NEBRASKA HEAD COACH FRED HOIBERG

AT NEBRASKA (2019-PRESENT)

• Hired as Nebraska's 28th men's basketball coach on March 30, 2019, a position his grandfather (Jerry Bush) held for nine seasons from 1954 to 1963.

CHICAGO BULLS (2015-18)

- Coached the Chicago Bulls for three-plus seasons, posting a 115-155 record.
- Became just the fifth coach in franchise history to post a winning record in his debut season.
- Took the Bulls to the 2017 NBA Playoffs where they won the first two games against the top-seeded Boston Celtics, as the Bulls were the first No. 8 seed to take a 2-0 lead against a No. 1 seed since 1993.
- Was the fifth coach in NBA history to have each of his first two career playoff victories come on the road.

IOWA STATE (2010-15)

- Served as head coach at his alma mater for five seasons, posting a 115-56 record, which is the top winning percentage in school history (.673).
- Led the Cyclones to four straight NCAA Tournament appearances - a program record - while his 115 wins were the most in a five-year stretch in school history.
- Guided Iowa State to back-to-back Big 12 Tournament titles in 2014 and 2015.
- Produced four All-Americans, 12 All-Big 12 honorees and 10 players who played in the NBA.
- Named Big 12 Coach of the Year in 2012, as the Cyclones went from three conference wins to 12 in one season.
- Won 28 games and reached the NCAA Sweet 16 in 2014.
- Led the Big 12 in scoring offense in two of his last four seasons and topped the conference in 3-pointers four times in five years.

MINNESOTA TIMBERWOLVES (2005-10)

- Served as Vice President of Basketball Operations in 2009-10, overseeing the day-to-day operations of basketball programs including college and pro scouting, salary cap management and NBA Draft preparations.
- Was the Assistant General Manager for three seasons, helping the Timberwolves orchestrate a draft-day trade for five-time all-star Kevin Love in 2008.

AS AN NBA PLAYER (1995-2005)

- Spent 10 years in the NBA with the Indiana Pacers (four seasons), Chicago Bulls (four seasons) and Minnesota Timberwolves (two seasons) after being selected in the second round of the 1995 NBA Draft.
- Was a member of three NBA Playoff Teams, including a Timberwolves team that reached the 2004 Western Conference Finals.
- Shot 40 percent from 3-point range during his career and led the NBA in 3-point shooting in his final season (48.3, 2004-05).
- Ended his NBA career abruptly at the age of 33 after undergoing open-heart surgery to repair an aneurysm in his aortic root.

IOWA STATE PLAYING CAREER (1991-95)

- Started all four seasons at Iowa State, averaging 15.8 points, 6.9 rebounds, 2.8 assists and 1.6 steals per game in his collegiate career.
- His No. 32 was retired by Iowa State in 1997 and Hoiberg is a member of the ISU Hall of Fame.
- Garnered third-team All-America honors as a senior in 1994-95, averaging 19.9 points per game to help the Cyclones win a then-school-record 23 games and was named Big Eight Co-Male Athlete of the Year in 1995.
- Two-time Academic All-American who was inducted into the CoSIDA Academic Hall of Fame in 2016.



FRED HOIBERG'S COLLEGIATE COACHING RECORD

Year	School	Overall Record	Pct.	Conf. Record	Pct	Conf. Finish	Postseason
2010-11	Iowa State	16-16	.500	3-13	.188	12th	None
2011-12	Iowa State	23-11	.676	12-6	.677	T-3rd	NCAA Third Round
2012-13	Iowa State	23-12	.657	11-7	.611	T-4th	NCAA Third Round
2013-14	Iowa State	28-8	.778	11-7	.611	T-3rd	NCAA Sweet 16
2014-15	Iowa State	25-9	.735	12-6	.677	T-2nd	NCAA Second Round
2019-20	Nebraska	7-25	.219	2-18	.100	14th	None
2020-21	Nebraska	4-6	.400	0-3	.000	-	-
Totals		126-87	.592	51-60	.459	-	

Nebraska Team

Ranked in the top 5 (AP Poll) Never Happened
 Ranked in the top 10 (AP Poll) March 1, 1966
 Ranked in the top 20 (AP Poll) Jan. 2, 1995
 Ranked in the top 25 (AP Poll) Dec. 31, 2018 (No. 24)
 Ranked in the top 25 (USA Today Coaches Poll) Dec. 31, 2018 (No. 23)

Played AP Poll No. 1 ranked team lost at No. 1 Indiana (47-76), 2/13/2013
 Defeated AP Poll No. 1 ranked team at No. 1 Missouri (67-51), 2/6/1982
 Played AP Poll No. 2 ranked team lost at No. 2 Michigan (47-62), 1/9/13
 Defeated AP Poll No. 2 ranked team vs. No. 2 Oklahoma State (85-69), 2/5/1992
 Played Team Ranked 1-5 by AP lost at No. 3 Michigan State (57-86), 12/3/2017
 Defeated Team Ranked 1-5 by AP vs. No. 3 Texas (70-67), 2/19/2011
 Played Team Ranked 6-10 by AP lost at No. 9 Wisconsin (53-67), 12/22/2020
 Defeated Team Ranked 6-10 by AP vs. No. 9 Wisconsin (77-68), 3/9/2014
 Defeated Team Ranked 11-25 by AP vs. No. 21 Maryland (68-61), 3/14/2019
 Defeated Team Ranked 1-10 by AP on Road at No. 9 Michigan State (60-51), 2/16/2014
 Defeated Ranked Team by AP on Road vs. No. 25 Indiana (66-51), 1/14/2019

Scored 100 or more points 110; vs. Doane, 12/17/2020
 Scored 90 or more points 110; vs. Doane, 12/17/2020
 Scored 80 or more points 110; vs. Doane, 12/17/2020
 Scored less than 50 points 47; vs. UC Riverside, 11/5/2019
 Scored less than 40 points 38; at Oregon, 12/15/2012
 Shot 75% from the field750; vs. Nebraska-Omaha (42-56), 1/25/1988 \$
 Shot 70% from the field723; vs. UNC Wilmington (34-47), 12/5/1997
 Shot 60% from the field628; vs. Northwestern (27-43), 2/3/2015

Made 50 or more free throws Never Happened
 Made 40 or more free throws 43; vs. Texas (43-59), 1/3/1996 - \$
 Made 30 or more free throws 37; vs. UTSA (37-50), 12/20/2017
 Made 25 or more free throws 25; vs. Illinois (25-30), 12/2/2018
 Attempted 60 or more free throws 60; vs. Kansas State (36-60), 1/11/1954 - \$
 Attempted 50 or more free throws 50; vs. UTSA (37-50), 12/20/2017
 Attempted 40 or more free throws 50; vs. UTSA (37-50), 12/20/2017
 Attempted 30 or more free throws 30; vs. South Dakota (21-30), 12/1/2020
 Shot 100% from the foul line (min 10 att.) 1.000; at Penn State (16-16), 1/19/2013
 Shot 95% from the foul line (min 10 att.) 1.000; at Penn State (16-16), 1/19/2013
 Shot 90% from the foul line (min 10 att.)913; vs. Oklahoma State (21-23), 12/16/2018

Made 20 or more 3-pointers Never Happened
 Made 15 or more 3-pointers 15; vs. Mississippi Valley State (15-37), 11/6/2018
 Made 10 or more 3-pointers 12; Doane (12-33), 12/17/2020
 Made 0 3-pointers 0; vs. Jacksonville State (0-5), 12/18/2012
 Held Opponent to 0 3-pointers 0; Southeastern Louisiana, 11/22/2015
 Attempted 40 or more 3-pointers 41; vs. Nevada (9-41), 11/26/2020 \$
 Attempted 30 or more 3-pointers 33; at Ohio State (5-33), 12/30/2020
 Attempted 20 or more 3-pointers 33; at Ohio State (5-33), 12/30/2020
 Shot 75% from 3-point range (min. 10 att.)750; vs. UT-Pan American (9-12), 12/2/2009 - \$
 Shot 60% from 3-point range (min. 10 att.)647; vs. USC (11-17), 12/3/2012
 Shot 50% from 3-point range (min. 10 att.)500; vs. Washington State (9-18), 11/25/2019
 Shot 50% from 3-point range (min. 20 att.)571; vs. Southern (12-21), 11/22/2019

Had 60 or more rebounds 60; vs. Oral Roberts, 12/22/1999
 Had 50 or more rebounds 44; vs. Doane, 12/17/2020

Had 30 or more assists 35; vs. Northeastern Illinois, 12/21/1994
 Had 25 or more assists 25; vs. Doane, 12/17/2020
 Had 20 or more assists 25; vs. Doane, 12/17/2020
 Had 15 or more assists 25; vs. Doane, 12/17/2020

Had 20 or more steals 23; vs. Texas Tech, 3/4/1999 - \$
 Had 15 or more steals 16; vs. McNeese State, 11/28/2020
 Had 10 or more steals 11; vs. North Dakota State, 11/28/2020

Had 15 or more blocked shots 15; vs. Coppin State, Dec. 6, 1996 - \$
 Had 10 or more blocked shots 14; at Northwestern, 1/2/2018

Had 30 or more turnovers 31; at Creighton, 12/11/2005
 Had 20 or more turnovers 25; at Creighton, 12/11/2020
 Had 5 or less turnovers 5; vs. Purdue, 2/23/2019

Nebraska Player...

Had 20 or more points: 25; Teddy Allen vs. Michigan, 12/25/2020
Had 25 or more points: 25; Dachon Burke Jr. at Indiana, 12/13/2019
Had 30 or more points: 34; James Palmer Jr. vs. Rutgers, 3/13/2019
Had 40 or more points: 41; Aleks Maric vs. Kansas State, 2/13/2007
Had 20 or more points in a half: 21; Teddy Allen vs. Michigan (1st), 12/25/2020

Had No Player in Double Figures: vs. Ohio State, 1/21/2012
Had Five Players with 10 or more points vs. Doane, 12/17/2020
 Teddy Allen (18); Dalano Banton (13); Yvan Ouedraogo (13); Trevor Lakes (12); Kobe Webster (12)
Had Six Players with 10 or more points vs. McNeese State, 11/25/2020
 Teddy Allen (14); Trey McGowens (14); Shamiel Stevenson (14) Dalano Banton;
 Kobe Webster (13); Lat Mayen (13)
Two Huskers with 20 or more points, same game: at Indiana, 12/13/2019
 Haanif Cheatham (21) and Dachon Burke (25)
Three Huskers with 20 or more points, same game: Iowa, 3/10/2019
 James Palmer Jr. (30), Glynn Watson Jr. (23), Isaiah Roby (23)
Two Huskers with 30 or more points, same game: vs. Oregon, 11/25/1995
 Tyronn Lue (30) & Jaron Boone (30) - only time in school history

Had 10 or more rebounds: 13; Yvan Ouedraogo and 11 Dalano Banton vs. Doane, 12/17/2020
Had 15 or more rebounds: 19; Yvan Ouedraogo vs. Northwestern, 3/1/2020
Had 20 or more rebounds: 21, Kimani Ffriend vs. Oral Roberts, 12/22/1999
Had 25 or more rebounds: 26, Bill Johnson vs. Iowa State, 1/4/1954 - \$
Two Huskers with 10 or more rebounds, same game: vs. Doane, 12/17/2020
 (Yvan Ouedraogo-13; Dalano Banton-11)
Three Huskers with 10 or more rebounds, same game: vs. Texas Tech, 1/19/2000
 (Steffon Bradford 16; Kimani Ffriend 12; Louis Truscott 11)

Had 5 or more 3-pointers: 6; Kobe Webster vs. Georgia Tech (6-7), 12/9/2020
Had 6 or more 3-pointers: 6; Kobe Webster vs. Georgia Tech (6-7), 12/9/2020
Had 7 or more 3-pointers: 7; Glynn Watson Jr. vs. Iowa (7-12), 3/10/2019
Had 8 or more 3-pointers: 8; Cary Cochran, vs. Baylor (8-13), 2/27/2002 - \$

Had 5 or more assists: 10; Dalano Banton vs. Doane, 12/17/2020
Had 10 or more assists: 10; Dalano Banton vs. Doane, 12/17/2020
Had 15 or more assists: 15; Charles Richardson vs. Rutgers, 12/2/2006
Had 18 or more assists: 18; Brian Carr, at Evansville, 1/3/1985 - \$

Had 5 or more blocked shots: 5; Isaiah Roby vs. Northwestern, 2/16/2019
Had 6 or more blocked shots: 6; Isaiah Roby vs. Eastern Illinois, 11/11/2017
Had 7 or more blocked shots: 7; John Turek vs. Colorado, 3/2/2005
Had 9 or more blocked shots: 9; Mikki Moore vs. Coppin State, 12/6/1996 - \$
Had 10 or more blocked shots: Never Happened

Had 5 or more steals: 5; Teddy Allen vs. North Dakota State, 11/28/2020
Had 6 or more steals: 6; Glynn Watson Jr. vs. Long Beach State, 11/26/2017
Had 7 or more steals: 7; Brandon Richardson at Ohio State, 1/3/2012
Had 8 or more steals: 8, Cookie Belcher vs. Oklahoma St., 2/7/2001 - \$
Had 10 or more steals: Never Happened

Had Triple-Double (Points/Rebounds/Assists):
 10; Dalano Banton vs. Doane, 12/17/2020 (13/11/10)
Had Two Players with Double-Doubles:
 Yvan Ouedraogo and Dalano Banton vs. Doane (12/17/2020)
Had Double-Double (Points/Assists): 10; Dalano Banton vs. Doane, 12/17/2020 (13/11/10)
Had Double-Double (Points/Rebounds): Yvan Ouedraogo vs. Doane, 12/17/2020 (13/13)
Had Double-Double (Points/Steals): Never Happened
Had Double-Double (Points/Blocks): Never Happened

\$ - School Record - # - Tied School record
 As of 12/31/2020


2020-21 TELEVISION/RADIO ROSTER




0 | TEDDY ALLEN
Jr. | G | 6-6 | 223




2 | TREY MCGOWENS
Jr. | G | 6-4 | 191



3 | ELIJAH WOOD
Fr. | G | 6-5 | 174



4 | SHAMIEL STEVENSON
Jr. | G/F | 6-6 | 245




10 | KOBE WEBSTER
Sr. | G | 6-0 | 172




11 | LAT MAYEN
Jr. | F | 6-9 | 205



13 | DERRICK WALKER
Jr. | F | 6-8 | 232




14 | TREVOR LAKES
Sr. | F | 6-7 | 215



21 | JACE PIATKOWSKI
Rfr. | G | 6-3 | 184




24 | YVAN OUEDRAOGO
So. | F | 6-9 | 245



30 | CHRIS MCGRAW
So. | G | 6-0 | 170




33 | AKOL AROP
So. | F | 6-5 | 203



34 | THORIR THORBJARNARSON
Sr. | G | 6-6 | 202



35 | EDUARDO ANDRE
Fr. | F | 6-10 | 228



44 | BRET PORTER
Rfr. | F | 6-5 | 228



45 | DALANO BANTON
So. | G | 6-9 | 204



FRED HOIBERG
Head Coach



MATT ABDELMASSIH
Assistant Coach



ARMON GATES
Assistant Coach



DOC SADLER
Assistant Coach



BOBBY LUTZ
Special Assistant to the
Head Coach



LUCA VIRGILIO
Director of Basketball
Operations



TIM WILSON
Strength Coach



MATT HOLT
Video Coordinator



BUZZY CARUTHERS
Director of Player
Development



R.J. PIETIG
Athletic Trainer




PAT NORRIS
Equipment Manager



SHERYL BURBACH
Assistant Director of
Basketball Operations



JOHN HARRIS JR.
Graduate Manager



ATHAN KATSANTONIS
Graduate Manager

2020-21 GAME-BY-GAME COMPARISON

Team	FG-FGA	Pct.	3FG-3FGA	Pct.	FT-FTA	Pct.	O-D	Reb.	PF	A	TO	B	S	Pts.	W/L
McNeese State	21-55	.382	7-22	.318	6-14	.429	12-23	35	26	10	27	5	3	55	
at Nebraska	36-72	.500	10-24	.417	20-29	.690	17-28	45	15	19	10	4	16	102	W
Nevada	24-50	.480	6-21	.286	15-22	.682	10-39	49	27	12	21	1	3	69	
at Nebraska	18-62	.290	9-41	.220	21-30	.700	11-20	31	24	13	9	1	12	66	L
North Dakota State	20-69	.290	6-26	.250	11-16	.688	22-29	51	17	8	17	4	4	57	
at Nebraska	29-63	.460	9-32	.281	12-20	.600	10-32	42	16	15	10	4	11	79	W
South Dakota	23-65	.346	7-26	.354	16-21	.762	10-28	39	21	14	13	3	6	69	
at Nebraska	24-60	.400	7-24	.292	21-30	.700	11-35	46	20	10	15	3	9	76	W
Georgia Tech	26-58	.448	8-25	.320	15-20	.750	8-26	34	19	13	9	2	8	75	
at Nebraska	23-61	.377	8-23	.348	10-15	.667	15-27	42	19	14	16	1	3	64	L
at Creighton	38-73	.521	14-30	.467	8-13	.615	10-26	36	19	24	13	5	16	98	
Nebraska	25-57	.439	11-26	.423	13-22	.591	11-28	39	15	12	25	3	5	74	L
Doane	21-72	.292	13-46	.283	9-17	.529	9-25	34	18	15	13	2	6	64	
at Nebraska	41-74	.554	12-33	.364	16-25	.640	13-42	55	10	25	8	7	8	110	W
at No. 9 Wisconsin	22-55	.400	8-26	.308	15-15	1.000	6-34	40	12	14	11	1	0	67	
Nebraska	18-54	.333	8-27	.296	9-17	.529	6-25	31	15	12	9	6	6	53	L
No. 19 Michigan	30-59	.508	9-27	.333	11-14	.786	8-35	43	16	16	15	2	6	80	
Nebraska	25-64	.391	7-20	.350	12-20	.600	8-23	31	19	6	8	2	6	69	L
at No., 25 Ohio State	31-63	.492	12-32	.375	16-20	.800	11-34	45	18	16	10	3	5	90	
Nebraska	17-60	.283	5-33	.152	15-21	.714	13-22	35	20	3	15	3	6	54	L

2020-21 SUPERLATIVES

2020-21 NEBRASKA TEAM GAME HIGHS

POINTS	110	DOANE (12/17/20)
	102	MCNEESE (11/25/20)
FIELD GOALS MADE	41	DOANE (12/17/20)
	36	MCNEESE (11/25/20)
FIELD GOAL ATTEMPTS	74	DOANE (12/17/20)
	72	MCNEESE (11/25/20)
FIELD GOAL PERCENTAGE	.554 (41-74)	DOANE (12/17/20)
	.500 (36-72)	MCNEESE (11/25/20)
3 PT FIELD GOALS MADE	12	DOANE (12/17/20)
	11	at Creighton (12-11-20)
3 PT FG ATTEMPTS	41	NEVADA (11/26/20)
	33	at Ohio St. (12/30/20)
	33	DOANE (12/17/20)
3 PT FG PERCENTAGE	.423 (11-26)	at Creighton (12-11-20)
	.417 (10-24)	MCNEESE (11/25/20)
FREE THROWS MADE	21	SOUTH DAKOTA (12/01/20)
	21	NEVADA (11/26/20)
FREE THROW ATTEMPTS	30	SOUTH DAKOTA (12/01/20)
	30	NEVADA (11/26/20)
FREE THROW PERCENTAGE	.714 (15-21)	at Ohio St. (12/30/20)
	.700 (21-30)	SOUTH DAKOTA (12/01/20)
	.700 (21-30)	NEVADA (11/26/20)
REBOUNDS	55	DOANE (12/17/20)
	46	SOUTH DAKOTA (12/01/20)
ASSISTS	25	DOANE (12/17/20)
	19	MCNEESE (11/25/20)
STEALS	16	MCNEESE (11/25/20)
	12	NEVADA (11/26/20)
BLOCKED SHOTS	7	DOANE (12/17/20)
	6	at Wisconsin (12/22/20)
TURNOVERS	25	at Creighton (12-11-20)
	16	GEORGIA TECH (12/09/20)
FOULS	24	NEVADA (11/26/20)

2020-21 OPPONENT TEAM GAME HIGHS

POINTS	98	at Creighton (12-11-20)
	90	at Ohio St. (12/30/20)
FIELD GOALS MADE	38	at Creighton (12-11-20)
	31	at Ohio St. (12/30/20)
FIELD GOAL ATTEMPTS	73	at Creighton (12-11-20)
	72	DOANE (12/17/20)
FIELD GOAL PERCENTAGE	.521 (38-73)	at Creighton (12-11-20)
	.508 (30-59)	MICHIGAN (12/25/20)
3 PT FIELD GOALS MADE	14	at Creighton (12-11-20)
	13	DOANE (12/17/20)
3 PT FG ATTEMPTS	46	DOANE (12/17/20)
	32	at Ohio St. (12/30/20)
3 PT FG PERCENTAGE	.467 (14-30)	at Creighton (12-11-20)
	.375 (12-32)	at Ohio St. (12/30/20)
FREE THROWS MADE	16	at Ohio St. (12/30/20)
	16	SOUTH DAKOTA (12/01/20)
FREE THROW ATTEMPTS	22	NEVADA (11/26/20)
	21	SOUTH DAKOTA (12/01/20)
FREE THROW PERCENTAGE	1.000 (15-15)	at Wisconsin (12/22/20)
	.800 (16-20)	at Ohio St. (12/30/20)
REBOUNDS	51	NORTH DAKOTA ST. (11/28/20)
	49	NEVADA (11/26/20)
ASSISTS	24	at Creighton (12-11-20)
	16	at Ohio St. (12/30/20)
	16	MICHIGAN (12/25/20)
STEALS	16	at Creighton (12-11-20)
	8	GEORGIA TECH (12/09/20)
BLOCKED SHOTS	5	at Ohio St. (12/30/20)
	5	at Creighton (12-11-20)
	5	MCNEESE (11/25/20)
TURNOVERS	27	MCNEESE (11/25/20)
FOULS	27	NEVADA (11/26/20)

2020-21 NEBRASKA TEAM GAME LOWS

POINTS	53	at Wisconsin (12/22/20)
	54	at Ohio St. (12/30/20)
FIELD GOALS MADE	17	at Ohio St. (12/30/20)
FIELD GOAL ATTEMPTS	54	at Wisconsin (12/22/20)
	57	at Creighton (12-11-20)
FIELD GOAL PERCENTAGE	.283 (17-60)	at Ohio St. (12/30/20)
	.290 (18-62)	NEVADA (11/26/20)
3 PT FIELD GOALS MADE	5	at Ohio St. (12/30/20)
	7	SOUTH DAKOTA (12/01/20)
	7	MICHIGAN (12/25/20)
3 PT FG ATTEMPTS	20	MICHIGAN (12/25/20)
	23	GEORGIA TECH (12/09/20)
3 PT FG PERCENTAGE	.152 (5-33)	at Ohio St. (12/30/20)
	.220 (9-41)	NEVADA (11/26/20)
FREE THROWS MADE	9	at Wisconsin (12/22/20)
	10	GEORGIA TECH (12/09/20)
FREE THROW ATTEMPTS	15	GEORGIA TECH (12/09/20)
	17	at Wisconsin (12/22/20)
FREE THROW PERCENTAGE	.529 (9-17)	at Wisconsin (12/22/20)
	.591 (13-22)	at Creighton (12-11-20)
REBOUNDS	31	NEVADA (11/26/20)
	31	at Wisconsin (12/22/20)
	31	MICHIGAN (12/25/20)
ASSISTS	3	at Ohio St. (12/30/20)
	6	MICHIGAN (12/25/20)
STEALS	3	GEORGIA TECH (12/09/20)
	5	at Creighton (12-11-20)
BLOCKED SHOTS	1	NEVADA (11/26/20)
	1	GEORGIA TECH (12/09/20)
TURNOVERS	8	DOANE (12/17/20)
	8	MICHIGAN (12/25/20)
FOULS	11	DOANE (12/17/20)

2020-21 OPPONENT TEAM GAME LOWS

POINTS	55	MCNEESE (11/25/20)
	57	NORTH DAKOTA ST. (11/28/20)
FIELD GOALS MADE	20	NORTH DAKOTA ST. (11/28/20)
	21	MCNEESE (11/25/20)
	21	DOANE (12/17/20)
FIELD GOAL ATTEMPTS	50	NEVADA (11/26/20)
	55	MCNEESE (11/25/20)
	55	at Wisconsin (12/22/20)
FIELD GOAL PERCENTAGE	.290 (20-69)	NORTH DAKOTA ST. (11/28/20)
	.292 (21-72)	DOANE (12/17/20)
3 PT FIELD GOALS MADE	6	NEVADA (11/26/20)
	6	NORTH DAKOTA ST. (11/28/20)
3 PT FG ATTEMPTS	21	NEVADA (11/26/20)
	22	MCNEESE (11/25/20)
3 PT FG PERCENTAGE	.250 (6-24)	NORTH DAKOTA ST. (11/28/20)
	.269 (7-26)	SOUTH DAKOTA (12/01/20)
FREE THROWS MADE	6	MCNEESE (11/25/20)
	8	at Creighton (12-11-20)
FREE THROW ATTEMPTS	13	at Creighton (12-11-20)
	14	MCNEESE (11/25/20)
	14	MICHIGAN (12/25/20)
FREE THROW PERCENTAGE	.429 (6-14)	MCNEESE (11/25/20)
	.529 (9-17)	DOANE (12/17/20)
REBOUNDS	34	GEORGIA TECH (12/09/20)
	34	DOANE (12/17/20)
ASSISTS	8	NORTH DAKOTA ST. (11/28/20)
	10	MCNEESE (11/25/20)
STEALS	0	at Wisconsin (12/22/20)
BLOCKED SHOTS	1	NEVADA (11/26/20)
	1	at Wisconsin (12/22/20)
TURNOVERS	9	GEORGIA TECH (12/09/20)
FOULS	12	at Wisconsin (12/22/20)
	16	MICHIGAN (12/25/20)

2020-21 SUPERLATIVES

NEBRASKA WIN/LOSS MARGIN

	1	2	3	4	5	6	7	8	9	10	11	12	13	14	15	16	17	18	19	20	+20
Husker Wins	0	0	0	0	0	0	1	0	0	0	0	0	0	0	0	0	0	0	0	0	3
Husker Losses	0	0	1	0	0	0	0	0	0	0	2	0	0	1	0	0	0	0	0	0	2

2020-21 NEBRASKA INDIVIDUAL GAME HIGHS

Points	26	Allen, Teddy at Creighton (12-11-20)
	25	Allen, Teddy vs Michigan (12/25/20)
	23	Allen, Teddy vs South Dakota (12/01/20)
Field Goals Made	22	Allen, Teddy vs North Dakota St. (11/28/20)
	20	Webster, Kobe vs Georgia Tech (12/09/20)
	10	Allen, Teddy at Creighton (12-11-20)
Field Goal Att.	9	Allen, Teddy vs Michigan (12/25/20)
	9	Allen, Teddy vs North Dakota St. (11/28/20)
	22	Allen, Teddy vs Michigan (12/25/20)
FG Pct (min 5 made)	20	Allen, Teddy at Creighton (12-11-20)
	.778 (7-9)	Webster, Kobe vs Georgia Tech (12/09/20)
	.714 (5-7)	Webster, Kobe vs Doane (12/17/20)
3-Point FG Made	.714 (5-7)	Banton, Dalano vs Doane (12/17/20)
	.714 (5-7)	McGowens, Trey at Creighton (12-11-20)
	.714 (5-7)	Webster, Kobe vs McNeese (11/25/20)
3-Point FG Att.	6	Webster, Kobe vs Georgia Tech (12/09/20)
	4	Lakes, Trevor vs Doane (12/17/20)
	11	Banton, Dalano vs Nevada (11/26/20)
3-Pt FG Pct (min 2 made)	10	Allen, Teddy vs Michigan (12/25/20)
	10	Allen, Teddy vs North Dakota St. (11/28/20)
	1.000 (3-3)	McGowens, Trey at Creighton (12-11-20)
Free Throws Made	1.000 (2-2)	McGowens, Trey vs Michigan (12/25/20)
	1.000 (2-2)	McGowens, Trey vs McNeese (11/25/20)
	9	Allen, Teddy vs Nevada (11/26/20)
Free Throw Att.	7	Ouedraogo, Yvan vs Doane (12/17/20)
	7	Allen, Teddy vs South Dakota (12/01/20)
	13	Allen, Teddy vs Nevada (11/26/20)
FT Pct (min 3 made)	11	Allen, Teddy vs South Dakota (12/01/20)
	1.000 (4-4)	Stevenson, Shamiel vs Doane (12/17/20)
	1.000 (3-3)	Stevenson, Shamiel vs Nevada (11/26/20)
Rebounds	13	Ouedraogo, Yvan vs Doane (12/17/20)
	12	Mayen, Lat vs South Dakota (12/01/20)
	10	Banton, Dalano vs Doane (12/17/20)
Assists	8	Banton, Dalano vs North Dakota St. (11/28/20)
	5	Allen, Teddy vs North Dakota St. (11/28/20)
	5	Allen, Teddy vs Nevada (11/26/20)
Steals	4	Banton, Dalano vs McNeese (11/25/20)
	3	Mayen, Lat at Wisconsin (12/22/20)
	3	Banton, Dalano vs Doane (12/17/20)
Blocked Shots	5	Banton, Dalano vs Georgia Tech (12/09/20)
	4	McGowens, Trey at Creighton (12-11-20)
	4	Thorbjarnarson, Thor at Creighton (12-11-20)
Turnovers	4	Allen, Teddy at Creighton (12-11-20)
	4	Mayen, Lat vs South Dakota (12/01/20)
	4	Allen, Teddy vs South Dakota (12/01/20)
Fouls	4	Allen, Teddy vs South Dakota (12/01/20)
	5	Allen, Teddy at Wisconsin (12/22/20)
	5	McGowens, Trey vs Georgia Tech (12/09/20)
Minutes	38	Banton, Dalano vs Nevada (11/26/20)
	36	Banton, Dalano vs Georgia Tech (12/09/20)

2020-21 OPPONENT INDIVIDUAL GAME HIGHS

Points	25	Stanley Umude vs South Dakota (12/01/20)	
	24	Jose Alvarado vs Georgia Tech (12/09/20)	
	24	A.J. Plitzuweit vs South Dakota (12/01/20)	
Field Goals Made	22	Marcus Zegarowski at Creighton (12-11-20)	
	9	Franz Wagner vs Michigan (12/25/20)	
	8	Stanley Umude vs South Dakota (12/01/20)	
Field Goal Att.	19	Stanley Umude vs South Dakota (12/01/20)	
	18	Denzel Mahoney at Creighton (12-11-20)	
	1.000 (5-5)	Zed Key at Ohio St. (12/30/20)	
FG Pct (min 5 made)	1.000 (5-5)	Christian Bishop at Creighton (12-11-20)	
	6	Justin Ahrens at Ohio St. (12/30/20)	
	5	Marcus Zegarowski at Creighton (12-11-20)	
3-Point FG Made	11	Desmond Cambridge vs Nevada (11/26/20)	
	10	Anthony Laravie vs Doane (12/17/20)	
	10	Denzel Mahoney at Creighton (12-11-20)	
3-Point FG Att.	3-Pt FG Pct (min 2 made)	.750 (3-4)	Trey Winkler vs Doane (12/17/20)
	.714 (5-7)	Marcus Zegarowski at Creighton (12-11-20)	
	9	Grant Sherfield vs Nevada (11/26/20)	
Free Throws Made	8	Stanley Umude vs South Dakota (12/01/20)	
	8	Grant Sherfield vs Nevada (11/26/20)	
	9	Stanley Umude vs South Dakota (12/01/20)	
Free Throw Att.	12	Grant Sherfield vs Nevada (11/26/20)	
	9	Stanley Umude vs South Dakota (12/01/20)	
	1.000 (6-6)	Seth Towns at Ohio St. (12/30/20)	
FT Pct (min 3 made)	1.000 (5-5)	Marcus Zegarowski at Creighton (12-11-20)	
	1.000 (4-4)	Aleem Ford at Wisconsin (12/22/20)	
	1.000 (4-4)	Nate Reuvers at Wisconsin (12/22/20)	
Rebounds	1.000 (4-4)	Rocky Kreuser vs North Dakota St. (11/28/20)	
	1.000 (4-4)	K.J. Hymes vs Nevada (11/26/20)	
	15	Hunter Dickinson vs Michigan (12/25/20)	
Assists	13	Tyree Eady vs North Dakota St. (11/28/20)	
	7	Brad Davison at Wisconsin (12/22/20)	
	6	Mike Smith vs Michigan (12/25/20)	
Steals	6	Grant Sherfield vs Nevada (11/26/20)	
	4	Mitch Ballock at Creighton (12-11-20)	
	4	Marcus Zegarowski at Creighton (12-11-20)	
Blocked Shots	4	Ryan Kalkbrenner at Creighton (12-11-20)	
	3	Eugene Brown III at Ohio St. (12/30/20)	
	2	E.J. Liddell at Ohio St. (12/30/20)	
Turnovers	2	Hunter Dickinson vs Michigan (12/25/20)	
	2	Moses Wright vs Georgia Tech (12/09/20)	
	2	Brady Heiman vs South Dakota (12/01/20)	
Fouls	2	KeyShawn Feazell vs McNeese (11/25/20)	
	2	Jeremy Harrell vs McNeese (11/25/20)	
	7	Collin Warren vs McNeese (11/25/20)	
Minutes	6	Grant Sherfield vs Nevada (11/26/20)	
	5	Matt Hagedorn vs Doane (12/17/20)	
	5	A.J. Plitzuweit vs South Dakota (12/01/20)	
Fouls	5	K.J. Hymes vs Nevada (11/26/20)	
	5	Dru Kuxhausen vs McNeese (11/25/20)	

2020-21 RECORD BY STARTING LINEUP

No.	Starting Lineup	Record
1.	Allen, Banton, Mayen, McGowens, Thorbjarnarson	4-3
2.	Allen, Banton, Mayen, McGowens, Ouedraogo	0-3

RECAPS

Date	Opponent	Result	Record (B1G)	Attend.	Nebraska Individual Leaders			
					Points	Rebounds	Assists	Steals
11/25	McNeese State	W, 102-55	1-0 (0-0)	N/A	Allen, McGowens, Banton, Stevenson (14)	Ouedraogo (7)	Banton (6)	Allen, McGowens, Banton (3)
11/26	Nevada	L, 66-69	1-1 (0-0)	N/A	Banton (18)	Banton (7)	Banton (5)	Allen (5)
11/27	North Dakota State	W, 79-57	2-1 (0-0)	N/A	Allen (22)	Banton (9)	Banton (8)	Allen (5)
12/3	South Dakota	W, 76-69	3-1 (0-0)	N/A	Allen (23)	Mayen (12)	Mayen, McGowens (4)	Banton (3)
12/9	Georgia Tech	L, 64-75	3-2 (0-0)	N/A	Webster (20)	Banton, McGowens (9)	Banton (6)	Allen, Banton, Thorbjarnarson (1)
12/11	at No. 8 Creighton	L, 74-98	3-3 (0-0)	N/A	Allen (26)	Allen (9)	Thorbjarnarson (3)	Allen, Banton (2)
12/17	Doane	W, 110-64	4-3 (0-0)	N/A	Allen (16)	Ouedraogo (13)	Banton (10)	Allen, McGowens, Stevenson (2)
12/22	at No. 9 Wisconsin	L, 53-67	4-4 (0-1)	N/A	Banton (15)	Banton (8)	Banton (4)	Mayen (2)
12/25	No. 19 Michigan	L, 69-80	4-5 (0-2)	N/A	Allen (25)	Ouedraogo, Allen (6)	Banton (3)	McGowens (3)
12/30	at No. 25 Ohio State	L, 54-90	4-6 (0-3)	N/W	Allen (13)	Banton (8)	Allen (2)	Thorbjarnarson (2)

THE LAST TIME...

Nebraska...	A Nebraska Opponent...
Scored 100 or more points.....110; vs. Doane, 12/17/20	107; at Minnesota, 3/08/2020
Scored 90 or more points.....110; vs. Doane, 12/17/20	90; at Ohio State, 12/30/2020
Scored 41 to 50 points.....47; UC Riverside, 11/5/19	50; Northwestern, 2/16/19
Scored 40 or fewer points38; at Oregon, 12/15/12	38; Southwest Minnesota State, 12/28/18
Shot 70% from the field......723; vs. UNC Wilmington 12/5/97 (34-47)	.723; Kansas, 2/2/85 (34-47)
Shot 60% from the field......628; vs. Northwestern, 2/3/15 (27-43)	.630; Michigan, 3/5/17 (34-54)
Shot 90% from the free throw line (Min 10 attempts).....909; vs. Southwest Minnesota State, 12/28/18 (10-11)	1.000; at Wisconsin, 12/22/20 (15-15)
Made 10, 3-Point Field Goals12; vs. Doane, 12/17/20 (12-33)	12; at Ohio State, 12/30/20 (12-32)
Had 60 rebounds.....60; vs. Oral Roberts, 12/22/99	62; Colorado, 2/15/75
Had 50 rebounds.....55; vs. Doane (12/17/20)	51, North Dakota State, 11/28/20
Had 30 assists35; vs. Northeastern Illinois, 12/21/94	32; at Minnesota, 3/8/20
Had 15 steals16; vs. McNeese State, 11/25/20	16; at Creighton, 12/11/2020
Had 10 blocked shots14; at Northwestern, 1/2/18	12; vs. Indiana (BTT), 3/11/20
Had 10 or fewer turnovers8; vs. Michigan (12/25/20)	10; at Ohio State, 12/30/20
Had 20 or more turnovers.....22; at Michigan, 3/5/20	21; vs. Nevada, 11/26/20
Had three players with 20 pointsvs. Iowa, 3/10/19	Michigan, 1/14/17
.....(Palmer Jr. 27; Watson Jr. 23; Roby 23)	(Wagner 23, Irvin 21, Walton 20)
Had three players with 10 reboundsvs. Texas Tech, 1/19/00	at Kansas, 1/9/02
.....(Bradford 16, Ffriend 12, Truscott 11)	(Collison 13, Gooden 12, Simien 10)
Had five players reach double-figure points.....vs. Doane, 12/17/20	at Ohio State, 12/30/20
.....(Allen-16; Ouedraogo-13; Bantno-13 Lakes-12; Webster-12)	(Ahrens-18; Key-14; Washington-13; Sueng-12; Towns-11)
Had a player score 40 points41; Aleks Maric, vs. Kansas State, 2/13/07	41; Jarrius Jackson, Texas Tech, 2/18/06
Had a player score 30 points30; James Palmer Jr. vs. Rutgers (BTT), 3/13/19	30; Brad Davison, Wisconsin, 2/15/20
Had a player grab 15 rebounds19; Yvan Ouedraogo, 3/1/20	15; Hunter Dickinson, Michigan, 12/25/20
Had a player dish out 10 assists.....10; Dalano Banton, 12/17/20	11; Marcus Carr, at Minnesota, 3/8/20
Had a player collect five steals5; Teddy Allen vs. North Dakota State, 11/28/20	7; Josh Reeves, Penn State, 2/25/18
Had a player block five shots.....5; Isaiah Roby vs. Maryland, 2/6/18	5; E.J. Liddel, Ohio State, 2/27/20
Had a player with a triple double13 pt/11 reb/10 asst.; Dalano Banton vs. Doane, 12/17/20	

MISC REVIEW

Nebraska Record When:	All (W)	All(L)	H(W)	H(L)	A (W)	A (L)						
Ahead at Halftime	4	0	4	0	0	0	Rebounds are Even	0	0	0	0	0
Behind at Halftime	0	6	0	3	0	3	Committing More TOs than Opp	1	3	1	1	0
Tied at Halftime	0	0	0	0	0	0	Committing Fewer TOs than Opp	3	3	3	2	0
Bench Outscores Opponent's	3	2	3	2	0	0	Turnovers are Even	0	0	0	0	0
Opponent Bench Outscores NU	1	4	1	1	0	3	Leading with 5:00 left	4	0	4	0	0
Bench scoring is even	0	0	0	0	0	0	Trailing with 5:00 left	0	5	0	2	0
Shooting 50% or Better	2	0	2	0	0	0	Tied with 5:00 left	0	1	0	1	0
Shooting Under 50%	2	6	2	3	0	3	In Overtime	0	0	0	0	0
Opp. Shoots 50% or Better	0	2	0	1	0	1	Scoring 80 or more points	2	0	2	0	0
Opp. Shoots Under 50%	4	4	4	2	0	2	Scoring 61 to 79 points	2	4	2	3	0
Outshooting Opponent (pct.)	4	0	4	0	0	0	Scoring 60 or fewer points	0	2	0	0	0
Outshot by Opponent (pct.)	0	6	0	3	0	3	Allowing 80 or more points	0	3	0	1	0
Shooting is even	0	0	0	0	0	0	Allowing 61 to 79 points	2	3	2	2	0
Outrebounding Opponent	3	2	3	1	0	1	Allowing 60 or fewer points	2	0	2	0	0
Outrebounded by Opponent	1	4	1	2	0	2						

MISC REVIEW

Biggest margin of victory	47, McNeese State (11/25)	Biggest halftime lead surrendered in loss	3, Nevada (11/26)
Biggest margin of defeat	36, at Ohio State (12/30)	Largest lead at any time	48, Doane (12/17)
Largest deficit overcome in win.....	5, South Dakota (12/1)	Largest deficit at any time	41, at Ohio State (12/30)
Largest halftime deficit overcome in win	None	Largest runs without opponent scoring	17, McNeese State (11/25)
Largest lead surrendered in loss.....	10, Nevada (11/26); at Wisconsin (12/22)	Largest opponent run without NU scoring.....	16, at Wisconsin (12/22)

SPECIALITY STATS

Opponent	NU-Opp Paint	NU-Opp off TO	NU-Opp 2nd Ch.	NU-Opp Bench	Largest Lead	Largest Deficit	Tip	1st Sub(s)
McNeese State	50-26	43-8	12-6	39-19	50 (2nd, 0:02)	-	W	Webster
Nevada	18-30	20-9	13-8	24-18	10 (2nd, 9:34)	9 (1st, 1:26)	L	Stevenson
North Dakota State	40-28	17-9	9-24	11-26	26 (2nd, 0:43)	-	L	Webster
South Dakota	24-18	12-16	8-6	24-12	18 (2nd, 6:01)	5 (1st, 15:24)	L	Stevenson
Georgia Tech	28-26	6-15	17-12	22-13	6 (2nd, 15:21)	13 (2nd, 0:59)	W	Webster
at No. 8 Creighton	26-40	13-38	9-12	11-29	3, (1st, 3:41)	27 (2nd, 6:42)	L	Ouedraogo
Doane	54-10	20-6	17-8	61-30	48 (2nd, 0:32)	1 (1st, 15:52)	W	Stevenson, Lakes, Webster
at No. 9 Wisconsin	20-22	9-10	3-8	6-12	10 (1st, 5:48)	18 (2nd, 4:55)	L	Thorbjarnarson
No. 19 Michigan	30-42	10-12	6-11	4-13	4 (1st, 15:34)	13 (2nd, 11:47)	L	Thorbjarnarson
at No. 25 Ohio State	22-30	2-21	14-15	18-48	2 (1st, 18:16)	41 (2nd, 9:41)	L	Andre

NEBRASKA SEASON/CAREER BESTS

#0 TEDDY ALLEN

Points
Season: 26 at Creighton (12/11)
Career: Same

Rebounds
Season: 9 at Creighton (12/11)
Career: Same

Field Goals
Season: 10 at Creighton (12/11)
Career: Same

Field Goal Attempts
Season: 22 vs. Michigan (12/25/20)
Career: Same

3-Point Field Goals
Season: 3 three times, last at Wisconsin (12/22/20)
Career: Same

3-Point Field Goal Attempts
Season: 10 North Dakota St. (11/28); vs. Michigan (12/25/20)
Career: Same

Free Throws
Season: 9 vs. Nevada (11/26)
Career: Same

Free Throw Attempts
Season: 13 vs. Nevada (11/26)
Career: Same

Assists
Season: 2 four times, last at Ohio State (12/30)
Career: Same

Steals
Season: 5 vs. Nevada (11/26); North Dakota State (11/28)
Career: Same

Blocks
Season: None
Career: Same

Minutes Played
Season: 33 vs. Michigan (12/25/20)
Career: Same

#2 TREY MCGOWENS

Points
Season: 19 North Dakota State (11/28)
Career: Same

Rebounds
Season: 9 vs. Georgia Tech (12/9)
Career: Same

Field Goals
Season: 7 North Dakota State (11/28)
Career: Same

Field Goal Attempts
Season: 9 vs. McNeese State (11/25); vs. Georgia Tech (12/9)
Career: Same

3-Point Field Goals
Season: 3 at Creighton (12/11)
Career: Same

3-Point Field Goal Attempts
Season: 5 North Dakota State (11/28)
Career: Same

Free Throws
Season: 6 vs. South Dakota (12/1)
Career: Same

Free Throw Attempts
Season: 9 at Wisconsin (12/22/20)
Career: Same

Assists
Season: 3 vs. McNeese State (11/25); vs. Doane (12/17)
Career: Same

Steals
Season: 3 vs. McNeese State (11/25); vs. Michigan (12/25/20)
Career: Same

Blocks
Season: 1 North Dakota State (11/28)
Career: Same

Minutes Played
Season: 34 North Dakota State (11/28)
Career: Same

#3 ELIJAH WOOD

Points
Season: 8 vs. Doane (12/17)
Career: Same

Rebounds
Season: 3 vs. Doane (12/17)
Career: Same

Field Goals
Season: 3 vs. Doane (12/17)
Career: Same

Field Goal Attempts
Season: 5 vs. Doane (12/17)
Career: Same

3-Point Field Goals
Season: 2 vs. Doane (12/17)
Career: Same

3-Point Field Goal Attempts
Season: 4 vs. Doane (12/17)
Career: Same

Free Throws
Season: None
Career: Same

Free Throw Attempts
Season: None
Career: Same

Assists
Season: 2 vs. McNeese State (11/25)
Career: Same

Steals
Season: 1 North Dakota State (11/28)
Career: Same

Blocks
Season: None
Career: Same

Minutes Played
Season: 12 vs. Doane (12/17)
Career: Same

#4 SHAMIEL STEVENSON

Points
Season: 14 vs. McNeese State (11/25)
Career: Same

Rebounds
Season: 6 vs. McNeese State (11/25)
Career: Same

Field Goals
Season: 4 vs. McNeese State (11/25)
Career: Same

Field Goal Attempts
Season: 6 at Creighton (12/11)
Career: Same

3-Point Field Goals
Season: 1 vs. Doane (12/17)
Career: Same

3-Point Field Goal Attempts
Season: 3 at Creighton (12/11)
Career: Same

Free Throws
Season: 6 vs. McNeese State (11/25)
Career: Same

Free Throw Attempts
Season: 8 vs. McNeese State (11/25)
Career: Same

Assists
Season: 3 vs. Doane (12/17)
Career: Same

Steals
Season: 2 vs. McNeese State (11/25); vs. South Dakota (12/1)
Career: Same

Blocks
Season: 1 vs. Doane (12/17); at Ohio State (12/30)
Career: Same

Minutes Played
Season: 26 vs. South Dakota (12/1)
Career: Same

#10 KOBE WEBSTER

Points
Season: 20 vs. Georgia Tech (12/9)
Career: Same

Rebounds
Season: 4 North Dakota State (11/28); vs. South Dakota (12/1)
Career: Same

Field Goals
Season: 7 vs. Georgia Tech (12/9)
Career: Same

Field Goal Attempts
Season: 11 vs. South Dakota (12/1)
Career: Same

3-Point Field Goals
Season: 6 vs. Georgia Tech (12/9)
Career: Same

3-Point Field Goal Attempts
Season: 7 vs. South Dakota (12/1); vs. Georgia Tech (12/9)
Career: Same

Free Throws
Season: 3 vs. Nevada (11/26)
Career: Same

Free Throw Attempts
Season: 4 vs. Nevada (11/26)
Career: Same

Assists
Season: 2 five times, last at Wisconsin (12/22/20)
Career: Same

Steals
Season: 3 vs. Nevada (11/26)
Career: Same

Blocks
Season: 1 at Creighton (12/11)
Career: Same

Minutes Played
Season: 27 vs. Georgia Tech (12/9)
Career: Same

#11 LAT MAYEN

Points
Season: 13 vs. McNeese State (11/25)
Career: Same

Rebounds
Season: 12 vs. South Dakota (12/1)
Career: Same

Field Goals
Season: 5 vs. McNeese State (11/25)
Career: Same

Field Goal Attempts
Season: 11 vs. McNeese State (11/25)
Career: Same

3-Point Field Goals
Season: 3 vs. McNeese State (11/25); NSDU (11/28)
Career: Same

3-Point Field Goal Attempts
Season: 9 vs. Nevada (11/26)
Career: Same

Free Throws
Season: 2 at Ohio State (12/30)
Career: Same

Free Throw Attempts
Season: 3 vs. Nevada (11/26)
Career: Same

Assists
Season: 4 vs. South Dakota (12/1)
Career: Same

Steals
Season: 1 vs. Nevada (11/26); vs. South Dakota (12/1)
Career: Same

Blocks
Season: 3 at Wisconsin (12/22/20)
Career: Same

Minutes Played
Season: 31 vs. South Dakota (12/1)
Career: Same

#13 DERRICK WALKER

Points
Season: None
Career: Same

Rebounds
Season: None
Career: Same

Field Goals
Season: None
Career: Same

Field Goal Attempts
Season: None
Career: Same

3-Point Field Goals
Season: None
Career: Same

3-Point Field Goal Attempts
Season: None
Career: Same

Free Throws
Season: None
Career: Same

Free Throw Attempts
Season: None
Career: Same

Assists
Season: None
Career: Same

Steals
Season: None
Career: Same

Blocks
Season: None
Career: Same

Minutes Played
Season: None
Career: Same

#14 TREVOR LAKES

Points
Season: 12 vs. Doane (12/17)
Career: Same

Rebounds
Season: 6 vs. Doane (12/17)
Career: Same

Field Goals
Season: 4 vs. Doane (12/17)
Career: Same

Field Goal Attempts
Season: 5 vs. Doane (12/17)
Career: Same

3-Point Field Goals
Season: 4 vs. Doane (12/17)
Career: Same

3-Point Field Goal Attempts
Season: 5 vs. Doane (12/17)
Career: Same

Free Throws
Season: None
Career: Same

Free Throw Attempts
Season: 1 vs. Doane (12/17)
Career: Same

Assists
Season: 2 vs. Doane (12/17)
Career: Same

Steals
Season: 1 at Ohio State (12/30)
Career: Same

Blocks
Season: 1 at Wisconsin (12/22/20)
Career: Same

Minutes Played
Season: 26 vs. Doane (12/17)
Career: Same

NEBRASKA SEASON/CAREER BESTS

#21 JACE PIATKOWSKI

Points
Season: 3 vs. McNeese State (11/25)
Career: Same

Rebounds
Season: 1 North Dakota State (11/28)
Career: Same

Field Goals
Season: vs. McNeese State (11/25)
Career: Same

Field Goal Attempts
Season: 1 vs. McNeese State (11/25)
Career: Same

3-Point Field Goals
Season: 1 vs. McNeese State (11/25)
Career: Same

3-Point Field Goal Attempts
Season: 1 vs. McNeese State (11/25)
Career: Same

Free Throws
Season: None
Career: Same

Free Throw Attempts
Season: None
Career: Same

Assists
Season: None
Career: Same

Steals
Season: None
Career: Same

Blocks
Season: None
Career: Same

Minutes Played
Season: 4 vs. McNeese State (11/25)
Career: Same

#24 YVAN QUEDRAOGO

Points
Season: 13 vs. Doane (12/17)
Career: same

Rebounds
Season: 13 vs. Doane (12/17)
Career: 19 vs. Northwestern (3/1)

Field Goals
Season: 3 three times, last at Wisconsin (12/22/20)
Career: 5 at Illinois (2/24/20); vs. Northwestern (3/1)

Field Goal Attempts
Season: 12 vs. McNeese State (11/25)
Career: same

3-Point Field Goals
Season: None
Career: Same

3-Point Field Goal Attempts
Season: None
Career: Same

Free Throws
Season: 7 vs. Doane (12/17)
Career: same

Free Throw Attempts
Season: 10 vs. Doane (12/17)
Career: same

Assists
Season: 2 at Creighton (12/11)
Career: 3 vs. Iowa (1/7/20)

Steals
Season: 2 vs. McNeese State (11/25)
Career: 2 five times, last vs. McNeese State (11/25)

Blocks
Season: 2 three times, last at Wisconsin (12/22/20)
Career: 2, five times, last at Wisconsin (12/22/20)

Minutes Played
Season: 29 vs. Michigan (12/25/20)
Career: 38 vs. Northwestern (3/1)

#33 AKOL AROP

Points
Season: None
Career: 5 at Michigan (3/5/20); at Minnesota (3/8/20)

Rebounds
Season: None
Career: 6 at Michigan (3/5/20)

Field Goals
Season: None
Career: 2 four times, last at Minnesota (3/8/20)

Field Goal Attempts
Season: None
Career: 5 at Michigan (3/5/20)

3-Point Field Goals
Season: None
Career: 1 at Minnesota (3/8/20)

3-Point Field Goal Attempts
Season: None
Career: 1 vs. UC Riverside (11/5/20); at Minnesota (3/8/20)

Free Throws
Season: None
Career: 2 at Creighton (12/7/20)

Free Throw Attempts
Season: None
Career: 2 at Creighton (12/7/20); Michigan State (2/20/20)

Assists
Season: None
Career: 1 vs. Penn State (2/1/20)

Steals
Season: None
Career: 1 four times, last at Minnesota (3/8/20)

Blocks
Season: None
Career: 2 vs. Indiana (3/11/20)

Minutes Played
Season: None
Career: 20 at Michigan (3/5/20); at Minnesota (3/8/20)

#34 THORIR THORBJARNARSON

Points
Season: 8 three times, last vs. Doane (12/17)
Career: 17 three times, last at Rutgers (1/24/20)

Rebounds
Season: 7 vs. Georgia Tech (12/9)
Career: 10 vs. Wisconsin (1/29/18)

Field Goals
Season: 3 vs. McNeese State (11/25); at Creighton (12/11)
Career: 7 at Indiana (12/13/19)

Field Goal Attempts
Season: 9 vs. McNeese State (11/25)
Career: 12 at Indiana (12/13/20)

3-Point Field Goals
Season: 2 vs. McNeese State (11/25); at Creighton (12/11)
Career: 5 at Ohio State (1/14/20); at Rutgers (1/24/20)

3-Point Field Goal Attempts
Season: 8 three times, last at Maryland (2/11/20)

Free Throws
Season: 2 vs. Doane (12/17)
Career: 5 vs. Purdue (12/15/19)

Free Throw Attempts
Season: 2 vs. Doane (12/17)
Career: 6 vs. Purdue (12/15/19)

Assists
Season: 5 vs. Georgia Tech (12/9)
Career: 5 vs. Rutgers (1/4/20); vs. Georgia Tech (12/9)

Steals
Season: 3 vs. North Dakota State (11/28)
Career: 5 vs. Maryland (3/14/19)

Blocks
Season: None
Career: 2 vs. Iowa (3/10/19); vs. Northwestern (3/1/20)

Minutes Played
Season: 32 at Creighton (12/11)
Career: 42 vs. Northwestern (3/1/20)

#35 EDUARDO ANDRE

Points
Season: 9 vs. Doane (12/17)
Career: Same

Rebounds
Season: 4 vs. Doane (12/17)
Career: Same

Field Goals
Season: 4 vs. Doane (12/17)
Career: Same

Field Goal Attempts
Season: 4 vs. Doane (12/17)
Career: Same

3-Point Field Goals
Season: None
Career: Same

3-Point Field Goal Attempts
Season: None
Career: Same

Free Throws
Season: 1 vs. Doane (12/17); Ohio State (12/30)
Career: Same

Free Throw Attempts
Season: 2 vs. Doane (12/17)
Career: Same

Assists
Season: 1 vs. Doane (12/17)
Career: Same

Steals
Season: None
Career: Same

Blocks
Season: 2 vs. Doane (12/17)
Career: Same

Minutes Played
Season: 14 vs. Doane (12/17)
Career: Same

#44 BRET PORTER

Points
Season: None
Career: Same

Rebounds
Season: 1 vs. McNeese State (11/25)
Career: oals

Field Goals
Season: None
Career: Same

Field Goal Attempts
Season: None
Career: Same

3-Point Field Goals
Season: None
Career: Same

3-Point Field Goal Attempts
Season: None
Career: Same

Free Throws
Season: None
Career: Same

Free Throw Attempts
Season: None
Career: Same

Assists
Season: None
Career: Same

Steals
Season: None
Career: Same

Blocks
Season: 1 vs. North Dakota State (11/28)
Career: Same

Minutes Played
Season: 3 vs. McNeese State (11/25)
Career: Same

#45 DALANO BANTON

Points
Season: 18 vs. Nevada (11/26)
Career: Same

Rebounds
Season: 11 vs. Doane (12/17)
Career: Same

Field Goals
Season: 7 vs. Michigan (12/25/20)
Career: Same

Field Goal Attempts
Season: 17 vs. Nevada (11/26)
Career: Same

3-Point Field Goals
Season: 3 vs. Nevada (11/26); at Wisconsin (12/22/20)
Career: Same

3-Point Field Goal Attempts
Season: 11 vs. Nevada (11/26)
Career: Same

Free Throws
Season: 6 vs. McNeese State (11/25)
Career: Same

Free Throw Attempts
Season: 8 vs. McNeese State (11/25)
Career: Same

Assists
Season: 10 vs. Doane (12/17)
Career: Same

Steals
Season: 3 vs. McNeese State (11/25); vs. South Dakota (12/1)
Career: Same

Blocks
Season: 4 vs. McNeese State (11/25)
Career: Same

Minutes Played
Season: 37 vs. Nevada (11/26)
Career: Same



#0 TEDDY ALLEN | 6-6 | 223 | Jr. | G | Mesa, Ariz.

CAREER STATS

Year	GP	GS	Min	Avg	Total					Rebounds					PF	FO	Ast	TO	Blk	Stl	Pts	Avg			
					FG	FGA	Pct	3FG	3FGA	Pct	FT	FTA	Pct	Off									Def	Tot	Avg
2017-18*	35	0	417	11.9	91	195	.467	3	25	.120	59	80	.738	44	52	96	2.7	64	0	19	33	0	13	244	7.0
2020-21	10	10	261	26.1	62	143	.434	21	62	.339	32	49	.653	18	32	50	5.0	25	1	13	22	1	20	177	17.7
TOTAL	10	10	261	26.1	62	143	.434	21	62	.339	32	49	.653	18	32	50	5.0	25	1	13	22	1	20	177	17.7
All*	45	10	678	15.1	153	338	.453	24	87	.276	91	129	.705	62	84	146	3.2	89	1	32	55	1	33	421	9.4

* Statistics from West Virginia

2020-21 GAME BY GAME

Opponent	Date	GS	Min	TOTAL			3-PTS			FT	FTA	Pct	REBOUNDS				PF	FO	A	TO	Blk	Stl	Pts	Avg	
				FG	FGA	Pct	3FG	3FGA	Pct				Off	Def	Tot	Avg									
McNeese State	11/25/20	*	24	6	10	.600	1	2	.500	1	3	.333	1	4	5	5.0	2	0	2	2	0	3	14	14.0	
Nevada	11/26/20	*	28	3	11	.273	2	7	.286	9	13	.692	4	2	6	5.5	3	0	1	0	0	5	17	15.5	
North Dakota State	11/28/20	*	31	9	17	.529	3	10	.300	1	3	.333	0	7	7	6.0	2	0	2	1	0	5	22	17.7	
South Dakota	12/1/20	*	22	7	15	.467	2	5	.400	7	11	.636	3	2	5	5.8	3	0	1	4	0	1	23	19.0	
Georgia Tech	12/9/20	*	32	4	16	.250	0	5	.000	2	2	1.000	3	0	3	5.2	1	0	1	2	1	1	10	17.2	
at No. 8 Creighton	12/11/20	*	30	10	20	.500	3	6	.500	3	4	.750	5	4	9	5.8	2	0	2	4	0	2	26	18.7	
Doane	12/17/20	*	18	7	14	.500	2	7	.286	0	0	.000	1	4	5	5.7	1	0	1	2	0	2	16	18.3	
at No. 9 Wisconsin	12/22/20	*	25	4	9	.444	3	5	.600	0	2	.000	0	1	1	5.1	5	1	1	3	0	1	11	17.4	
No. 19 Michigan	12/25/20	*	34	9	22	.409	3	10	.300	4	5	.800	1	5	6	5.2	2	0	0	2	0	0	25	18.2	
at No. 25 Ohio State	12/30/20	*	22	3	9	.333	2	5	.400	5	6	.833	0	3	3	5.0	4	0	2	2	0	0	13	17.7	
Totals			10	261	62	143	.434	21	62	.339	32	49	.653	18	32	50	5.0	25	1	13	22	1	20	177	17.7

NOTING ALLEN

- Junior college transfer who is a prolific scorer and ranked among the Big Ten leaders in steals per game (2.0 spg)
- Led NU with 13 points at No. 25 Ohio State
- Scored 21 of his 25 points in the first half against No. 19 Michigan, while adding six boards in 34 minutes
- Battled foul trouble at No. 9 Wisconsin, finishing with 11 points before fouling out
- Had career bests of 26 points and nine rebounds at No. 8 Creighton
- Led NU with 23 points on 7-of-15 shooting and five boards against South Dakota
- Totaled 17 of his 22 points in the second half against North Dakota State, as he also had seven boards and five steals
- Finished with 17 points, six boards and a career high five steals against Nevada
- Tied for team-high honors with 14 points and added three steals and five boards in a win over McNeese State
- Rated the No. 8 JUCO player nationally as he averaged 31.4 ppg, 7.4 rpg, 3.7 apg and 1.6 spg at Western Nebraska Community College
- Led the nation in field goals and ranked in top 10 nationally in free throws made (third), attempted (third) and percentage (88.1, eighth)
- Posted 17 games with 30+ points including four games of at least 40 points in his lone season at the school
- Began college career at West Virginia, playing in 35 games and averaging 7.0 points and 2.7 rebounds per game
- Had three 20-point efforts, including a pair in Big 12 play (vs. Kansas State, Oklahoma)
- Averaged 11.3 ppg on 55 percent shooting in three NCAA Tournament games, including 10 points in the Sweet 16 against Villanova
- Gatorade Player of the Year at Boys Town High School, averaging 31.6 points, 12.8 rebounds, 4.1 assists and 3.3 steals per game
- Senior year was highlighted by a quadruple-double (33 points, 18 rebounds, 10 assists and 11 steals)
- Younger brother (Timmy) earned second-team All-Pac 12 honors at Utah in 2019-20

MISC. STATS

Category	2020-21	Career*
Double-Figure Scoring	10	22
Double-Figure Rebounding	0	0
Double-Figure Assists	0	0
Double-Doubles	0	0
Led NU in Scoring	7	7
Led NU in Rebounding	2	2
Led NU in Assists	1	1
20+ Point Games	4	7
30+ Point Games	0	0

*-Includes West Virginia

TOP PERFORMANCES OF 2020-21

Category	No.	Opponent (Date)
Points	26	at Creighton (12/11)
	25	Michigan (12/25)
	23	South Dakota (12/1)
Rebounds	9	at Creighton (12/11)
	7	North Dakota State (11/28)
	6	Nevada (11/26)
Assists	2	at Ohio State (12/30)
	2	North Dakota State (11/28)
	2	at Creighton (12/11)
	2	McNeese State (11/25)
Steals	5	North Dakota State (11/28)
	5	Nevada (11/26)



#2 TREY MCGOWENS | 6-4 | 191 | Jr. | G | Pendleton, S.C.

CAREER STATS

Year	GP	GS	Total		Total									Rebounds				PF	FO	Ast	TO	Blk	Stl	Pts	Avg
			Min	Avg	FG	FGA	Pct	3FG	3FGA	Pct	FT	FTA	Pct	Off	Def	Tot	Avg								
2018-19*	33	32	918	27.8	113	271	.417	32	98	.327	126	165	.764	20	85	105	3.2	93	3	55	80	3	64	384	11.6
2019-20*	33	32	1110	33.6	124	338	.367	41	132	.311	91	126	.722	15	93	108	3.3	78	1	118	94	2	63	380	11.5
2020-21	10	10	271	27.1	34	85	.400	12	29	.414	26	43	.605	7	32	39	3.9	26	1	13	19	1	13	106	10.6
TOTAL	10	10	271	27.1	34	85	.400	12	29	.414	26	43	.605	7	32	39	3.9	26	1	13	19	1	13	106	10.6
All*	76	74	2299	30.3	271	694	.390	85	259	.328	243	334	.728	42	210	252	3.3	197	5	186	193	6	140	870	11.4

* Statistics from Pittsburgh

2020-21 GAME BY GAME

Opponent	Date	GS	Min	TOTAL			3-PTS			FT			REBOUNDS				PF	FO	A	TO	Blk	Stl	Pts	Avg	
				FG	FGA	Pct	3FG	3FGA	Pct	FT	FTA	Pct	Off	Def	Tot	Avg									
McNeese State	11/25/20	*	19	5	9	.556	2	2	1.000	2	3	.667	1	2	3	3.0	3	0	3	2	0	3	14	14.0	
Nevada	11/26/20	*	23	0	5	.000	0	3	.000	0	0	.000	1	1	2	2.5	4	0	2	2	0	0	0	7.0	
North Dakota State	11/28/20	*	34	7	14	.500	2	5	.400	3	4	.750	1	4	5	3.3	2	0	1	3	1	1	19	11.0	
South Dakota	12/1/20	*	30	3	9	.333	1	4	.250	6	7	.857	0	6	6	4.0	4	0	0	2	0	1	13	11.5	
Georgia Tech	12/9/20	*	32	2	9	.222	0	3	.000	2	6	.333	1	8	9	5.0	5	1	1	3	0	0	6	10.4	
at No. 8 Creighton	12/11/20	*	28	5	7	.714	3	3	1.000	2	5	.400	0	2	2	4.5	2	0	0	4	0	1	15	11.2	
Doane	12/17/20	*	21	4	9	.444	0	3	.000	0	1	.000	0	1	1	4.0	0	0	3	0	0	2	8	10.7	
at No. 9 Wisconsin	12/22/20	*	30	2	7	.286	1	2	.500	5	9	.556	2	4	6	4.3	2	0	2	0	0	1	10	10.6	
No. 19 Michigan	12/25/20	*	29	4	11	.364	2	2	1.000	5	6	.833	0	4	4	4.2	3	0	1	0	0	3	15	11.1	
at No. 25 Ohio State	12/30/20	*	26	2	5	.400	1	2	.500	1	2	.500	1	0	1	3.9	1	0	0	3	0	1	6	10.6	
Totals			10	271	34	85	.400	12	29	.414	26	43	.605	7	32	39	3.9	26	1	13	19	1	13	106	10.6

NOTING MCGOWENS

- Transfer from Pittsburgh who was ruled eligible to play on Oct. 5 after starting two years for the Panthers
- Was held to six points on 2-of-5 shooting at No. 25 Ohio State
- Tallied 15 points, including a pair of 3-pointers, four rebounds and a game-high three steals vs. No. 19 Michigan
- Finished with 10 points, six rebounds and a pair of assists at No. 9 Wisconsin
- Had 15 points, including 3-of-3 from 3-point range, and a steal on 28 minutes vs. No. 8 Creighton
- Tallied 13 points and a season-high six rebounds in the win over South Dakota
- Scored 19 points, including a pair of 3-pointers and added five rebounds vs. North Dakota State
- Tied for team-high honors with 14 points while adding three assists and three steals in a win over McNeese State
- Was a two-year starter at Pittsburgh, starting 64 of 66 games at the school
- Averaged 11.5 points, 3.6 assists, 3.3 rebounds and 1.9 steals per game, as he ranked among ACC leaders in steals (fourth), assists (10th), assist-to-turnover ratio (15th, 1.26-to-1) and minutes played (13th, 33.8 per game)
 - Posted 20 double-figure scoring games, including three games of at least 20 points (Robert Morris, Louisville, at North Carolina)
 - Started 32 games as a freshman, averaging 11.6 points, 3.2 rebounds, 1.9 steals and 1.7 assists per game, finishing third in the ACC in steals per game
 - Reached double figures 17 times and tied or set three single-game Pitt freshman records, including points (33), steals (7) and free throws (18)
 - Scored a career-high 33 points against Louisville, going 12-of-19 from the field against the Cardinals
 - Attended Hargrave (Va.) Military Academy as a senior, averaging 18.4 ppg, 6.3 apg, 5.4 rpg and 3.2 spg
 - Led Wren (S.C.) High School to a 25-3 record and the AAAA State Championship game in 2017 after averaging 18.3 ppg, 6.8 apg, 4.3 rpg and 3.6 spg
- His father (Bobby) played football at Clemson before transferring to South Carolina State to play both football and basketball, finishing as the school's all-time receiving leader and helped the school make two NCAA Tournament appearances
 - His mother (Pam) played basketball at Western Carolina and is a high school basketball coach
 - His younger brother (Bryce) signed to play with Nebraska in 2021-22, and is ranked as high as No. 23 nationally in the class of 2021

MISC. STATS

Category	2020-21	Career
Double-Figure Scoring	6	43
Double-Figure Rebounding	0	0
Double-Figure Assists	0	0
Double-Doubles	0	0
Led NU in Scoring	1	0
Led NU in Rebounding	1	1
Led NU in Assists	0	0
20+ Point Games	0	7
30+ Point Games	0	3

TOP PERFORMANCES OF 2020-21

Category	No.	Opponent (Date)
Points	19	North Dakota State (11/28)
	15	at Creighton (12/11)
	15	Michigan (12/25)
Rebounds	9	Georgia Tech (12/9)
	6	South Dakota (12/1)
	6	at Wisconsin (12/22)
Assists	3	McNeese State (11/25)
	3	Doane (12/17)
Steals	3	McNeese State (11/25)
	3	Michigan (12/25)



#3 ELIJAH WOOD | 6-5 | 174 | Fr. | G | Potomac, Md.

CAREER STATS

Year	GP	GS	Min	Avg	Total							Rebounds							PF	FO	Ast	TO	Blk	Stl	Pts	Avg
					FG	FGA	Pct	3FG	3FGA	Pct	FT	FTA	Pct	Off	Def	Tot	Avg									
2020-21	6	0	29	4.8	3	11	.273	2	10	.200	0	0	.000	0	5	5	0.8	0	0	3	2	0	2	8	1.3	
TOTAL	6	0	29	4.8	3	11	.273	2	10	.200	0	0	.000	0	5	5	0.8	0	0	3	2	0	2	8	1.3	

2020-21 GAME BY GAME

Opponent	Date	GS	Min	TOTAL			3-PTS			FT	FTA	Pct	REBOUNDS				PF	FO	A	TO	Blk	Stl	Pts	Avg
				FG	FGA	Pct	3FG	FGA	Pct				Off	Def	Tot	Avg								
McNeese State	11/25/20	9	0	2	.000	0	2	.000	0	0	.000	0	2	2	2.0	0	0	2	0	0	0	0	0	0.0
Nevada	11/26/20	DNP																						
North Dakota State	11/28/20	2	0	1	.000	0	1	.000	0	0	.000	0	0	0	1.0	0	0	0	1	0	1	0	0.0	
South Dakota	12/1/20	DNP																						
Georgia Tech	12/9/20	DNP																						
at No. 8 Creighton	12/11/20	2	0	1	.000	0	1	.000	0	0	.000	0	0	0	0.7	0	0	0	1	0	0	0	0.0	
Doane	12/17/20	12	3	5	.600	2	4	.500	0	0	.000	0	3	3	1.3	0	0	1	0	0	0	8	2.0	
at No. 9 Wisconsin	12/22/20	0	0	0	.000	0	0	.000	0	0	.000	0	0	0	1.0	0	0	0	0	0	0	0	1.6	
No. 19 Michigan	12/25/20	DNP																						
at No. 25 Ohio State	12/30/20	4	0	2	.000	0	2	.000	0	0	.000	0	0	0	0.8	0	0	0	0	0	1	0	1.3	
Totals		0	29	3	11	.273	2	10	.200	0	0	.000	0	5	5	0.8	0	0	3	2	0	2	8	1.3

NOTING WOOD


- Freshman guard who was originally going to go to Hargrave Military Academy, but reclassified into the class of 2020
- Had a steal in the final 4:13 at No. 25 Ohio State
- Enjoyed his best game of the year with eight points, including a 3-pointer to beat the first-half buzzer, three rebounds and an assist against Doane
- Made his debut against McNeese State, dishing out two assists and grabbing a pair of rebounds in nine minutes
- Spent senior year at Berkmar (Ga.) High School, averaging 10.0 ppg, 2.0 apg and 1.5 spg in helping the school to an 18-10 record and a Class AAAAAA (largest class in Georgia) quarterfinal appearance
- Averaged 11 ppg, 5.4 rpg, 4.1 apg and 1.8 bpg at Bethesda-Chevy Chase High School, reaching double figures 12 times and dishing out five or more assists eight times
- Chose Nebraska over schools such as Florida, Mississippi, Providence and TCU after reclassifying in June
- Father (Anthony) played at Hampton University, leading the team with 5.4 assists per game in 1988-89

MISC. STATS

Category	2020-21	Career
Double-Figure Scoring	0	0
Double-Figure Rebounding	0	0
Double-Figure Assists	0	0
Double-Doubles	0	0
Led NU in Scoring	0	0
Led NU in Rebounding	0	0
Led NU in Assists	0	0
20+ Point Games	0	0
30+ Point Games	0	0

TOP PERFORMANCES OF 2020-21

Category	No.	Opponent (Date)
Points	8	Doane (12/17)
Rebounds	3	Doane (12/17)
	2	McNeese State (11/25)
Assists	2	McNeese State (11/25)



#4 SHAMIEL STEVENSON | 6-6 | 245 | Jr. | G/F | Toronto, Ontario, Canada

CAREER STATS

Year	GP	GS	Total		Total									Rebounds				PF	FO	Ast	TO	Blk	Stl	Pts	Avg
			Min	Avg	FG	FGA	Pct	3FG	3FGA	Pct	FT	FTA	Pct	Off	Def	Tot	Avg								
2017-18*	32	13	761	23.8	95	188	.505	15	40	.375	68	112	.607	27	114	141	4.4	50	2	33	72	8	16	273	8.5
2018-19*	4	0	32	8.0	7	12	.583	1	1	1.000	0	1	.000	0	7	7	1.8	3	0	1	3	1	3	15	3.8
2020-21	10	0	149	14.9	16	36	.444	1	14	.071	21	28	.750	6	16	22	2.2	20	0	7	14	2	6	54	5.4
TOTAL	10	0	149	14.9	16	36	.444	1	14	.071	21	28	.750	6	16	22	2.2	20	0	7	14	2	6	54	5.4
<i>All*</i>	<i>46</i>	<i>13</i>	<i>942</i>	<i>20.5</i>	<i>118</i>	<i>236</i>	<i>.500</i>	<i>17</i>	<i>55</i>	<i>.309</i>	<i>89</i>	<i>141</i>	<i>.631</i>	<i>33</i>	<i>137</i>	<i>170</i>	<i>3.7</i>	<i>73</i>	<i>2</i>	<i>41</i>	<i>89</i>	<i>11</i>	<i>25</i>	<i>342</i>	<i>7.4</i>

*Statistics from Pittsburgh

2020-21 GAME BY GAME

Opponent	Date	GS	Min	TOTAL			3-PTS			REBOUNDS			PF	FO	A	TO	Blk	Stl	Pts	Avg				
				FG	FGA	Pct	3FG	FGA	Pct	Off	Def	Tot									Avg			
McNeese State	11/25/20	22	4	4	1.000	0	0	.000	6	8	.750	3	3	6	6.0	3	0	2	0	2	14	14.0		
Nevada	11/26/20	21	3	5	.600	0	1	.000	3	3	1.000	0	3	3	4.5	3	0	0	2	0	9	11.5		
North Dakota State	11/28/20	12	1	3	.333	0	2	.000	1	2	.500	0	1	1	3.3	4	0	0	1	0	3	8.7		
South Dakota	12/1/20	27	4	7	.571	0	2	.000	3	5	.600	1	3	4	3.5	3	0	1	2	0	11	9.3		
Georgia Tech	12/9/20	16	1	2	.500	0	0	.000	0	0	.000	1	2	3	3.4	1	0	0	1	0	2	7.8		
at No. 8 Creighton	12/11/20	17	1	6	.167	0	3	.000	0	0	.000	1	2	3	3.3	2	0	1	2	0	2	6.8		
Doane	12/17/20	16	1	3	.333	1	2	.500	4	4	1.000	0	1	1	3.0	2	0	3	3	1	2	7	6.9	
at No. 9 Wisconsin	12/22/20	1	0	1	.000	0	1	.000	0	0	.000	0	0	0	2.6	0	0	0	1	0	0	6.0		
No. 19 Michigan	12/22/20	4	0	0	.000	0	0	.000	0	0	.000	0	1	1	2.4	1	0	0	0	0	0	5.3		
at No. 25 Ohio State	12/25/20	14	1	5	.200	0	3	.000	4	6	.667	0	0	0	2.2	1	0	0	2	1	0	6	5.4	
Totals		0	149	16	36	.444	1	14	.071	21	28	.750	6	16	22	2.2	20	0	7	14	2	6	54	5.4

NOTING STEVENSON

- Transfer who provides a physical presence as well as the ability to stretch out to 3-point range coming off the bench
- Had six points and a blocked shot in 14 minutes at No. 25 Ohio State
- Grabbed a rebound in four minutes against No. 19 Michigan
- Tallied seven points and a season-high three assists in 16 minutes off the bench against Doane
- Had two points and three boards in 17 minutes at No. 8 Creighton
- Had two points and three rebounds in 16 minutes of work against Georgia Tech
- Keyed NU's win over South Dakota with 11 points, four rebounds and two steals in 27 minutes off the bench
- Totaled nine points and three boards in 21 minutes against Nevada
- Tied for game-high honors against McNeese State, hitting all four shots from the field and added six rebounds, two assists and two steals in 22 minutes
- Sat out the 2019-20 season following his NCAA appeal being denied on Nov. 26, 2019
- Played in 32 games, including 13 starts at Pittsburgh in 2017-18, averaging 8.5 points on 51 percent shooting and 4.4 rebounds per game to rank second on the Panthers in rebounds
- Reached double figures 13 times, including a career-high 19 points against Montana
- Played at Hillcrest (Ariz.) Prep, averaging 14.2 ppg and 6.3 rpg and was selected to play in the 2017 BioSteel All-Canadian Game

MISC. STATS

Category	2020-21	Career
Double-Figure Scoring	1	14
Double-Figure Rebounding	0	0
Double-Figure Assists	0	0
Double-Doubles	0	0
Led NU in Scoring	1	1
Led NU in Rebounding	0	0
Led NU in Assists	0	0
20+ Point Games	0	0
30+ Point Games	0	0

TOP PERFORMANCES OF 2020-21

Category	No.	Opponent (Date)
Points	14	McNeese State (11/25)
	11	South Dakota (12/1)
Rebounds	6	McNeese State (11/25)
	5	South Dakota (12/1)
Assists	3	Doane (12/17)
	2	McNeese State (11/25)
Steals	2	McNeese State (11/25)
	2	South Dakota (12/1)
	2	Doane (12/17)



#10 KOBE WEBSTER | 6-0 | 172 | Sr. | G | Indianapolis, Ind.

CAREER STATS

Year	GP	GS	Min	Avg	Total			3PT			FT			Rebounds				PF	FO	Ast	TO	Blk	Stl	Pts	Avg
					FG	FGA	Pct	3FG	3FGA	Pct	FT	FTA	Pct	Off	Def	Tot	Avg								
2017-18*	28	28	935	33.4	165	383	.431	59	161	.366	57	73	.781	10	106	116	4.1	44	0	97	63	3	20	446	15.9
2018-19*	31	31	1054	34.0	195	455	.429	76	184	.413	60	85	.706	14	123	137	4.4	60	0	97	50	1	34	526	17.0
2019-20*	26	26	876	33.7	173	415	.417	49	147	.333	50	64	.781	12	71	83	3.2	37	0	93	54	3	23	445	17.1
2020-21	10	0	204	20.4	29	70	.414	14	42	.333	8	12	.667	1	17	18	1.8	13	0	14	9	1	6	80	8.0
TOTAL	10	0	204	20.4	29	70	.414	14	42	.333	8	12	.667	1	17	18	1.8	13	0	14	9	1	6	80	8.0
All*	95	85	3069	32.3	562	1323	.425	198	534	.371	175	234	.748	37	317	354	3.7	154	0	301	176	8	83	1497	15.8

* Statistics from Western Illinois

2020-21 GAME BY GAME

Opponent	Date	GS	Min	TOTAL			3-PTS			FT			REBOUNDS				PF	FO	A	TO	Blk	Stl	Pts	Avg
				FG	FGA	Pct	3FG	FGA	Pct	FT	FTA	Pct	Off	Def	Tot	Avg								
McNeese State	11/25/20	24	5	7	.714	1	3	.333	2	2	1.000	0	2	2	2.0	0	0	2	0	0	2	13	13.0	
Nevada	11/26/20	20	4	10	.400	2	6	.333	3	4	.750	0	0	0	1.0	2	0	1	2	0	3	13	13.0	
North Dakota State	11/28/20	17	1	4	.250	0	3	.000	2	2	1.000	0	4	4	2.0	1	0	2	1	0	0	4	10.0	
South Dakota	12/1/20	23	4	11	.364	2	7	.286	1	2	.500	0	4	4	2.5	2	0	0	0	0	0	11	10.3	
Georgia Tech	12/9/20	29	7	9	.778	6	7	.857	0	0	.000	0	2	2	2.4	4	0	1	2	0	0	20	12.2	
at No. 8 Creighton	12/11/20	24	2	8	.250	1	5	.200	0	2	.000	0	1	1	2.2	0	0	2	2	1	0	5	11.0	
Doane	12/17/20	20	5	7	.714	2	3	.667	0	0	.000	1	2	3	2.3	1	0	2	0	0	1	12	11.1	
at No. 9 Wisconsin	12/22/20	14	0	3	.000	0	2	.000	0	0	.000	0	0	0	2.0	0	0	2	0	0	0	0	9.8	
No. 19 Michigan	12/25/20	13	0	3	.000	0	1	.000	0	0	.000	0	0	0	1.8	1	0	1	1	0	0	0	8.7	
at No. 25 Ohio State	12/30/20	21	1	8	.125	0	5	.000	0	0	.000	0	2	2	1.8	2	0	1	1	0	0	2	8.0	
Totals		0	204	29	70	.414	14	42	.333	8	12	.667	1	17	18	1.8	13	0	14	9	1	6	80	8.0

NOTING WEBSTER

- Graduate transfer who adds experience and playmaking ability in the guard spot
- Had two points and two rebounds in 21 minutes against No. 25 Ohio State
- Tallied 12 points on 5-of-7 shooting and a pair of assists in 20 minutes against Doane
- Enjoyed a career night against Georgia Tech, hitting 7-of-9 shots from the floor, including a career-high six 3-pointers, as part of a 20-point night
- Came off the bench and had 11 points and four boards in 22 minutes against South Dakota
- Totaled 13 points, including a pair of 3-pointers, in 20 minutes off the bench against Nevada
- Made a strong debut with 13 points on 5-of-7 shooting, two assists and two steals against McNeese State
- Three-year starter at Western Illinois, starting 85 games and earning All-Summit League honors in 2019 and 2020
- Started 26 games at WIU in 2019-20, averaging 17.1 points, 3.6 assists and 3.2 rebounds per game en route to second-team all-conference honors
- Ranked among league leaders in scoring (sixth), assists (fifth) and assist-to-turnover ratio (1.72-to-1, fourth)
- Had six 20-point games, including a school-record 40-point performance against Omaha, in 2019-20
- Garnered second-team all-Summit League honors in 2018-19 after averaging 17.0 points, 4.0 rebounds and 3.1 assists per game, while finishing fifth in scoring, assist-to-turnover ratio and 3-pointers per game
- Attended Park Tudor School in Indianapolis, helping the school to a pair of state titles in 2014 and 2015 with college standouts Jaren Jackson Jr. (Michigan State) and Trevon Bluiett (Xavier)
- Started three seasons at Park Tutor, averaging 16 points, four rebounds and four assists per game as a senior to earn third-team all-state by the AP
- Invited to the Indiana's Top 60 showcase following a junior campaign when he averaged 14.5 points and 3.7 assists per game
- Played his AAU ball with the Indiana Elite, winning a national championship in 2015
- Graduated with a degree in management in three years and was a first-team Academic All-District pick in 2019
- Pursuing a master's degree in higher education administration at Nebraska

MISC. STATS

Category	2020-21	Career
Double-Figure Scoring	5	77
Double-Figure Rebounding	0	1
Double-Figure Assists	0	0
Double-Doubles	0	1
Led NU in Scoring	1	1
Led NU in Rebounding	0	0
Led NU in Assists	0	0
20+ Point Games	1	25
30+ Point Games	0	1
40+ Point Games	0	1

*-Includes Western Illinois

TOP PERFORMANCES OF 2020-21

Category	No.	Opponent (Date)
Points	20	Georgia Tech (12/9)
	13	McNeese State (11/25)
	13	Nevada (11/26)
Rebounds	4	North Dakota State (11/28)
	4	South Dakota (12/1)
Assists	2	North Dakota State (11/28)
	2	McNeese State (11/25)
	2	Doane (12/17)
	2	at Wisconsin (12/22)
Steals	3	Nevada (11/26)
	2	McNeese State (11/25)



#11 LAT MAYEN | 6-9 | 205 | Jr. | F | Adelaide, Australia

CAREER STATS

Year	GP	GS	Total											Rebounds				PF	FO	Ast	TO	Blk	Stl	Pts	Avg
			Min	Avg	FG	FGA	Pct	3FG	3FGA	Pct	FT	FTA	Pct	Off	Def	Tot	Avg								
2018-19*	17	0	134	7.9	11	26	.423	7	20	.350	7	9	.778	5	16	21	1.2	14	0	4	11	4	4	36	2.1
2020-21	10	10	236	23.6	22	70	.314	12	48	.250	9	14	.643	14	34	48	4.8	25	0	9	16	7	5	65	6.5
TOTAL	10	10	236	23.6	22	70	.314	12	48	.250	9	14	.643	14	34	48	4.8	25	0	9	16	7	5	65	6.5
All*	27	10	370	13.7	33	96	.344	19	68	.279	16	23	.696	19	50	69	2.6	39	0	13	27	11	9	101	3.7

*Statistics from TCU

2020-21 GAME BY GAME

Opponent	Date	GS	Min	TOTAL			3-PTS			REBOUNDS			PF	FO	A	TO	Blk	Stl	Pts	Avg					
				FG	FGA	Pct	3FG	FGA	Pct	Off	Def	Tot									Avg				
McNeese State	11/25/20	*	24	5	11	.455	3	7	.429	0	0	.000	3	3	6	6.0	2	0	1	1	0	0	13	13.0	
Nevada	11/26/20	*	27	2	9	.222	2	9	.222	1	3	.333	0	5	5	5.5	4	0	1	1	0	1	7	10.0	
North Dakota State	11/28/20	*	22	4	7	.571	3	6	.500	1	2	.500	1	3	4	5.0	3	0	1	1	0	0	12	10.7	
South Dakota	12/1/20	*	31	2	8	.250	2	4	.500	0	0	.000	4	8	12	6.8	2	0	4	4	1	1	6	9.5	
Georgia Tech	12/9/20	*	27	2	5	.400	1	3	.333	2	2	1.000	1	3	4	6.2	4	0	0	2	0	0	7	9.0	
at No. 8 Creighton	12/11/20	*	18	0	1	.000	0	1	.000	2	2	1.000	0	4	4	5.8	4	0	1	3	0	0	2	7.8	
Doane	12/17/20	*	18	2	8	.250	0	4	.000	0	1	.000	3	3	6	5.9	0	0	1	0	1	0	4	7.3	
at No. 9 Wisconsin	12/22/20	*	28	2	9	.222	0	6	.000	1	2	.500	1	1	2	5.4	1	0	0	1	3	2	5	7.0	
No. 19 Michigan	12/25/20	*	21	1	4	.250	0	2	.000	0	0	.000	0	3	3	5.1	4	0	0	2	2	1	2	6.4	
at No. 25 Ohio State	12/30/20	*	21	2	8	.250	1	6	.167	2	2	1.000	1	1	2	4.8	1	0	0	1	0	0	7	6.5	
Totals			10	236	22	70	.314	12	48	.250	9	14	.643	14	34	48	4.8	25	0	9	16	7	5	65	6.5

NOTING MAYEN

- Junior college transfer who has impressed coaches with his shooting and work ethic
- Had seven points and two boards in 21 minutes at No. 25 Ohio State
- Had two points and three rebounds against No. 19 Michigan
- Totaled five points, two boards and a career-high three blocked shots at No. 9 Wisconsin
- Played just 18 minutes because of foul trouble and was held to two points and four rebounds at No. 8 Creighton
- Battled foul trouble, finishing with seven points and four boards in 27 minutes against Georgia Tech
- Grabbed a career-high 12 boards and dished out a personal best four assists in 31 minutes vs. South Dakota
- Reached double figures for the second time with 12 points, including a trio of 3-pointers, and four rebounds against North Dakota State
- Had seven points and five rebounds in a loss to Nevada
- Finished with a career-high 13 points, including a trio of 3-pointers, and six boards against McNeese State
- Rated the No. 18 JUCO nationally in 2019-20 at Chipola (Fla.) College, as he averaged 11.8 points, 8.4 rebounds and 2.7 assists per game
- Shot 38 percent from 3-point range while posting eight double-doubles on the year
- Played in 17 games at TCU in 2018-19 before a knee injury ended his redshirt freshman season
- Averaged 2.1 points and 1.2 rebounds per game off the bench, highlighted by a 12-point, six-rebound effort against West Virginia
- Was one of the top recruits in Australia in the 2017 class, as he was a four-star recruit and the No. 2 ranked player in Australia by AUSA Hoops
- Was a member of the Australian National Program, playing in the 2016 Albert Schweitzer Tournament in Germany on the U18 team and was in the U19 National Team program.
- Averaged 12.0 points, 5.3 rebounds and 0.8 assists for Basketball Australia Centre of Excellence during the 2016-17 season, shooting 39.5 percent from 3-point range

MISC. STATS

Category	2020-21	Career
Double-Figure Scoring	0	0
Double-Figure Rebounding	1	1
Double-Figure Assists	0	0
Double-Doubles	0	0
Led NU in Scoring	0	0
Led NU in Rebounding	1	1
Led NU in Assists	1	1
20+ Point Games	0	0
30+ Point Games	0	0

TOP PERFORMANCES OF 2020-21

Category	No.	Opponent (Date)
Points	13	McNeese State (11/25)
	12	North Dakota State (11/28)
Rebounds	12	South Dakota (12/1)
	6	Doane (12/17)
	6	McNeese State (11/25)
Assists	4	South Dakota (12/1)



#13 DERRICK WALKER | 6-8 | 232 | Jr. | F | Kansas City, Mo.

CAREER STATS

Year	GP	GS	Min	Avg	Total					Rebounds				PF	FO	Ast	TO	Blk	Stl	Pts	Avg				
					FG	FGA	Pct	3FG	3FGA	Pct	FT	FTA	Pct									Off	Def	Tot	Avg
2017-18*	34	0	299	8.8	28	47	.596	0	0	.000	10	25	.400	29	46	75	2.2	43	0	9	21	7	3	66	1.9
2018-19*	30	0	160	5.3	10	19	.526	0	0	.000	5	19	.263	8	24	32	1.1	28	0	7	6	3	6	25	0.8
All*	64	0	459	7.2	38	66	.576	0	0	.000	15	44	.341	37	70	107	1.7	71	0	16	27	10	9	91	1.4

* Statistics from Tennessee

2020-21 GAME BY GAME

Opponent	Date	GS	Min	TOTAL			3-PTS			FT	FTA	Pct	REBOUNDS				PF	FO	A	TO	Blk	Stl	Pts	Avg	
				FG	FGA	Pct	3FG	FGA	Pct				Off	Def	Tot	Avg									
McNeese State	11/25/20	DNP																							
Nevada	11/26/20	DNP																							
North Dakota State	11/28/20	DNP																							
South Dakota	12/1/20	DNP																							
Georgia Tech	12/9/20	DNP																							
at No. 8 Creighton	12/11/20	DNP																							
Doane	12/17/20	DNP																							
No. 9 Wisconsin	12/22/20	DNP																							
No. 19 Michigan	12/25/20	DNP																							
at No. 25 Ohio State	12/30/20	DNP																							

NOTING WALKER


- Walker sat out the 2019-20 season after transferring from Tennessee and is scheduled to make his Husker debut in January after sitting out the first 11 games of the 2020-21 season
- Was named to the Tom Osborne Citizenship Team in 2019-20 and was selected to represent Nebraska at the Black Student-Athlete Summit in Austin, Texas, in January of 2020
- Played in 30 games at Tennessee in 2018-19 as the Volunteers reached the NCAA Sweet 16
- Helped the Volunteers to an SEC title in 2017-18, playing in 34 games and averaging 1.9 points and 2.2 rebounds per outing
- A four-star prospect by ESPN who played at Sunrise (Kan.) Christian Academy, averaging 14 points and seven rebounds per game in 2016-17
- Played on MOKAN Elite AAU program with NBA first-round picks Trae Young and Michael Porter Jr.
- Spent freshman-junior years at Raytown High School, the alma mater of former Husker great and current Los Angeles Clippers Coach Tyrone Lue

MISC. STATS

Category	2020-21	Career
Double-Figure Scoring	0	0
Double-Figure Rebounding	0	0
Double-Figure Assists	0	0
Double-Doubles	0	0
Led NU in Scoring	0	0
Led NU in Rebounding	0	0
Led NU in Assists	0	0
20+ Point Games	0	0
30+ Point Games	0	0

TOP PERFORMANCES OF 2020-21

Category	No.	Opponent (Date)
Points	NA	
Rebounds	NA	
Assists	NA	



#14 TREVOR LAKES | 6-7 | 215 | Sr. | F | Lebanon, Ind.

CAREER STATS

Year	GP	GS	Total											Rebounds				PF	FO	Ast	TO	Blk	Stl	Pts	Avg
			Min	Avg	FG	FGA	Pct	3FG	3FGA	Pct	FT	FTA	Pct	Off	Def	Tot	Avg								
2017-18*	28	3	378	13.5	53	118	.449	47	104	.452	4	7	.571	9	43	52	1.9	43	0	12	14	6	12	157	5.6
2018-19*	25	25	751	30.0	119	278	.428	87	219	.397	27	32	.844	17	121	138	5.5	55	0	21	19	17	8	352	14.1
2019-20*	30	28	966	32.2	157	354	.444	101	254	.398	55	69	.797	25	162	187	6.2	60	0	29	27	18	20	470	15.7
2020-21	4	0	69	17.3	7	15	.467	6	13	.462	0	1	.000	2	10	12	3.0	2	0	2	0	1	1	20	5.0
TOTAL	4	0	69	17.3	7	15	.467	6	13	.462	0	1	.000	2	10	12	3.0	2	0	2	0	1	1	20	5.0
All*	87	56	2164	24.9	336	765	.439	241	590	.408	86	109	.789	53	336	389	4.5	160	0	64	60	42	41	999	11.5

* Statistics from University of Indianapolis

2020-21 GAME BY GAME

Opponent	Date	GS	Min	TOTAL			3-PTS			REBOUNDS			PF	FO	A	TO	Blk	Stl	Pts	Avg					
				FG	FGA	Pct	3FG	FGA	Pct	FT	FTA	Pct									Off	Def	Tot	Avg	
McNeese State	11/25/20	DNP																							
Nevada	11/26/20	DNP																							
North Dakota State	11/28/20	DNP																							
South Dakota	12/1/20	DNP																							
Georgia Tech	12/9/20	DNP																							
at No. 8 Creighton	12/11/20	DNP																							
Doane	12/17/20		26	4	5	.800	4	5	.800	0	1	.000	1	5	6	6.0	0	0	2	0	0	0	12	12.0	
at No. 9 Wisconsin	12/22/20		17	0	2	.000	0	1	.000	0	0	.000	0	3	3	4.5	1	0	0	0	1	0	0	6.0	
No. 19 Michigan	12/25/20		12	1	3	.333	1	3	.333	0	0	.000	0	1	1	3.3	0	0	0	0	0	0	3	5.0	
at No. 25 Ohio State	12/30/20		14	2	5	.400	1	4	.250	0	0	.000	1	1	2	3.0	1	0	0	0	0	1	5	5.0	
Totals			0	69	7	15	.467	6	13	.462	0	1	.000	2	10	12	3.0	2	0	2	0	1	1	20	5.0

NOTING LAKES

- Transfer from Division II University of Indianapolis who was ruled eligible on Dec. 17
- Had five points and two boards in 14 minutes at No. 25 Ohio State
- Had three points in 12 minutes off the bench against No. 19 Michigan
- Went scoreless, but grabbed three boards and blocked a shot in 16 minutes at No. 9 Wisconsin
- Made an immediate impact, hitting 4-of-5 shots from 3-point range and adding six rebounds against Doane
- Averaged 15.7 points and 6.2 rebounds per game last season while leading his conference in 3-pointers per game (3.4/gm) for the second straight year, helping Indianapolis to a 24-6 record and a No. 1 seed in the 2020 NCAA Division II Regional Tournament
- Collected All-GLVC honors as a sophomore in 2018-19, as he led the team in scoring at 14.1 ppg, while pulling down 5.5 rebounds per contest. Lakes paced the conference with 3.5 3-pointers per game and shot 39.7 percent from 3-point range, while ranking among conference leaders in scoring (11th) and rebounding (12th)
- Played at Lebanon High School, averaging 22.5 points, 6.7 rebounds and 1.5 blocks per game as a senior en route to earning IBCA Honorable Mention All-State honors

MISC. STATS

Category	2020-21	Career
Double-Figure Scoring	1	52
Double-Figure Rebounding	0	2
Double-Figure Assists	0	0
Double-Doubles	0	2
Led NU in Scoring	0	0
Led NU in Rebounding	0	0
Led NU in Assists	0	0
20+ Point Games	0	15
30+ Point Games	0	0

TOP PERFORMANCES OF 2020-21

Category	No.	Opponent (Date)
Points	12	Doane (12/17)
	5	at Ohio State (12/30)
	3	Michigan (12/25)
Rebounds	6	Doane (12/17)
	3	at Wisconsin (12/22)
Assists	2	Doane (12/17)



#21 JACE PIATKOWSKI | 6-3 | 184 | R-Fr. | G | Omaha, Neb.

CAREER STATS

Year	GP	GS	Min	Avg	Total							Rebounds													
					FG	FGA	Pct	3FG	3FGA	Pct	FT	FTA	Pct	Off	Def	Tot	Avg	PF	FO	Ast	TO	Blk	Stl	Pts	Avg
2020-21	3	0	8	2.7	1	1	1.000	1	1	1.000	0	0	.000	1	0	1	0.3	0	0	0	0	0	0	3	1.0
TOTAL	3	0	8	2.7	1	1	1.000	1	1	1.000	0	0	.000	1	0	1	0.3	0	0	0	0	0	0	3	1.0

2020-21 GAME BY GAME

Opponent	Date	GS	Min	TOTAL			3-PTS			REBOUNDS			PF	FO	A	TO	Blk	Stl	Pts	Avg			
				FG	FGA	Pct	3FG	FGA	Pct	FT	FTA	Pct									Off	Def	Tot
McNeese State	11/25/20	4	1	1	1.000	1	1	1.000	0	0	.000	0	0	0	0	0	0	0	3	3.0			
Nevada	11/26/20	DNP																					
North Dakota State	11/28/20	2	0	0	.000	0	0	.000	0	0	.000	1	0	1	0.5	0	0	0	0	1.5			
South Dakota	12/1/20	DNP																					
Georgia Tech	12/9/20	DNP																					
at No. 8 Creighton	12/11/20	2	0	0	.000	0	0	.000	0	0	.000	0	0	0	0.3	0	0	0	0	1.0			
Doane	12/17/20	DNP																					
No. 9 Wisconsin	12/22/20	DNP																					
No. 19 Michigan	12/25/20	DNP																					
at No. 25 Ohio State	12/30/20	DNP																					
Totals		0	8	1	1	1.000	1	1	1.000	0	0	.000	1	0	1	0.3	0	0	0	0	0	3	1.0

NOTING PIATKOWSKI

- Made his debut and hit a 3-pointer in four minutes against McNeese State
- Played the final 1:43 at Creighton, but had no stats
- Walk-on who redshirted during the 2019-20 season
- Played at Elkhorn South, averaging 18.6 points and 3.3 rebounds per game as a senior, highlighted by a 36-point performance against Lincoln High, to earn honorable-mention all-state honors from the Omaha World-Herald
- Was AAU teammates with fellow Huskers Akol Arop and Bret Porter
- His father (Eric) played at Nebraska from 1991-94 and spent 14 years in the NBA
- The elder Piatkowski ranks second in school history with 1,934 points and was a two-time All-Big Eight pick and 1994 Big Eight Tournament MVP

MISC. STATS

Category	2020-21	Career
Double-Figure Scoring	0	0
Double-Figure Rebounding	0	0
Double-Figure Assists	0	0
Double-Doubles	0	0
Led NU in Scoring	0	0
Led NU in Rebounding	0	0
Led NU in Assists	0	0
20+ Point Games	0	0
30+ Point Games	0	0

TOP PERFORMANCES OF 2020-21

Category	No.	Opponent (Date)
Points	3	McNeese State (11/25)
Rebounds	1	North Dakota State (11/28)
Assists	NA	



#24 YVAN OUEDRAOGO | 6-9 | 245 | So. | F | Bordeaux, France

CAREER STATS

Year	GP	GS	Total		Total									Rebounds				PF	FO	Ast	TO	Blk	Stl	Pts	Avg
			Min	Avg	FG	FGA	Pct	3FG	3FGA	Pct	FT	FTA	Pct	Off	Def	Tot	Avg								
2019-20	32	30	682	21.3	70	168	.417	0	0	.000	41	86	.477	90	113	203	6.3	52	0	15	48	9	13	181	5.7
2020-21	10	3	197	19.7	17	39	.436	0	0	.000	16	30	.533	27	30	57	5.7	22	0	6	5	9	4	50	5.0
TOTAL	42	33	879	20.9	87	207	.420	0	0	.000	57	116	.491	117	143	260	6.2	74	0	21	53	18	17	231	5.5

2020-21 GAME BY GAME

Opponent	Date	GS	Min	TOTAL			3-PTS			FT			REBOUNDS				PF	FO	A	TO	Blk	Stl	Pts	Avg
				FG	FGA	Pct	3FG	FGA	Pct	FT	FTA	Pct	Off	Def	Tot	Avg								
McNeese State	11/25/20	23	3	12	.250	0	0	.000	3	5	.600	3	4	7	7.0	2	0	0	1	0	2	9	9.0	
Nevada	11/26/20	15	0	1	.000	0	0	.000	2	3	.667	3	0	3	5.0	4	0	1	1	0	1	2	5.5	
North Dakota State	11/28/20	19	2	5	.400	0	0	.000	0	2	.000	5	2	7	5.7	1	0	0	0	1	0	4	5.0	
South Dakota	12/1/20	18	1	1	1.000	0	0	.000	0	0	.000	1	4	5	5.5	2	0	0	0	2	0	2	4.3	
Georgia Tech	12/9/20	12	0	1	.000	0	0	.000	0	0	.000	1	0	1	4.6	0	0	0	0	0	0	0	3.4	
at No. 8 Creighton	12/11/20	18	1	3	.333	0	0	.000	2	3	.667	2	2	4	4.5	3	0	2	1	2	0	4	3.5	
Doane	12/17/20	18	3	5	.600	0	0	.000	7	10	.700	4	9	13	5.7	3	0	1	1	0	0	13	4.9	
at No. 9 Wisconsin	12/22/20	*	24	3	.750	0	0	.000	0	0	.000	2	4	6	5.8	2	0	1	0	2	1	6	5.0	
No. 19 Michigan	12/25/20	*	30	3	.750	0	0	.000	0	3	.000	3	3	6	5.8	4	0	1	0	1	0	6	5.1	
at No. 25 Ohio State	12/30/20	*	21	1	.333	0	0	.000	2	4	.500	3	2	5	5.7	1	0	0	1	1	0	4	5.0	
Totals		3	197	17	39	.436	0	0	.000	16	30	.533	27	30	57	5.7	22	0	6	5	9	4	50	5.0

NOTING OUEDRAOGO

- Spent most of the summer in France during the pandemic and worked on his body, losing nearly 20 pounds and working on his explosiveness
- Held to four points and five boards in 21 minutes at No. 25 Ohio State
- Had six points and six boards in 29 minutes against No. 19 Michigan
- Made his first start of the season at No. 9 Wisconsin, finishing with six points, six boards and two blocked shots
- Scored a career-high 13 points and added 13 boards in 18 minutes of work against Doane for his first double-double of the season
- Had two points, five boards and two blocked shots in 18 minutes against South Dakota, posting a team-best +15 plus/minus ratio
- Grabbed seven boards in 18 minutes against North Dakota State
- Totaled nine points and seven boards in 24 minutes off the bench against McNeese State
- Started 30 games as a 17-year-old, averaging 5.7 points and a team-high 6.3 rebounds per game in 2019-20, ranking third among Big Ten freshmen in rebounding
- Set school freshman marks for season rebounds (203) and double-doubles (three)
- Established a school freshman single-game record with 19 rebounds against Northwestern on March 1, 2020, breaking the previous mark of 17 set two other times
- Made significant strides, averaging 6.8 points and 7.6 rebounds per game over the Huskers' final nine games, including two of his three double-doubles
- Spent the summer of 2019 playing for the French U-18 National Team, helping France to a 6-1 record and fifth-place finish at the European Championships
- Attended the National Institute of Sport, Expertise and Performance (INSEP), a program which produced Clint Capela, Boris Diaw and Tony Parker, among others
- Represented France in the 2018 FIBA U-16 European Championships, when he averaged 12.7 points and 9.7 rebounds per game to earn team MVP honors

MISC. STATS

Category	2020-21	Career
Double-Figure Scoring	1	7
Double-Figure Rebounding	1	7
Double-Figure Assists	0	0
Double-Doubles	1	4
Led NU in Scoring	0	0
Led NU in Rebounding	3	15
Led NU in Assists	0	0
20+ Point Games	0	0
30+ Point Games	0	0

TOP PERFORMANCES OF 2020-21

Category	No.	Opponent (Date)
Points	13	Doane (12/17)
	9	McNeese State (11/25)
Rebounds	13	Doane (12/17)
	7	McNeese State (11/25)
	7	North Dakota State (11/28)
Blocks	2	South Dakota (12/1)
	2	at Creighton (12/11)
	2	at Wisconsin (12/22)



#34 THORIR THORBJARNARSON | 6-6 | 202 | Sr. | G | Reykjavik, Iceland

CAREER STATS

Year	GP	GS	Total		Rebounds										PF	FO	Ast	TO	Blk	Stl	Pts	Avg			
			Min	Avg	FG	FGA	Pct	3FG	3FGA	Pct	FT	FTA	Pct	Off									Def	Tot	Avg
2017-18	9	0	19	2.1	3	7	.429	2	5	.400	0	0	.000	1	3	4	0.4	4	0	3	1	0	1	8	0.9
2018-19	25	7	307	12.3	19	56	.339	4	23	.174	8	12	.667	10	43	53	2.1	25	0	29	13	5	14	50	2.0
2019-20	32	24	935	29.2	100	221	.452	48	129	.372	32	41	.780	18	134	152	4.8	66	1	42	47	4	36	280	8.8
2020-21	10	7	246	24.6	13	45	.289	6	28	.214	3	4	.750	7	29	36	3.6	19	0	14	12	0	10	35	3.5
TOTAL	76	38	1507	19.8	135	329	.410	60	185	.324	43	57	.754	36	209	245	3.2	114	1	88	73	9	61	373	4.9

2020-21 GAME BY GAME

Opponent	Date	GS	Min	TOTAL			3-PTS			REBOUNDS			PF	FO	A	TO	Blk	Stl	Pts	Avg					
				FG	FGA	Pct	3FG	FGA	Pct	FT	FTA	Pct									Off	Def	Tot	Avg	
McNeese State	11/25/20	*	26	3	9	.333	2	5	.400	0	0	.000	1	1	2	2.0	0	0	1	1	0	1	8	8.0	
Nevada	11/26/20	*	28	0	4	.000	0	4	.000	0	0	.000	0	4	4	3.0	3	0	2	0	0	1	0	4.0	
North Dakota State	11/28/20	*	29	1	5	.200	1	4	.250	0	0	.000	0	3	3	3.0	3	0	1	0	0	3	3	3.7	
South Dakota	12/1/20	*	22	0	2	.000	0	1	.000	0	0	.000	1	2	3	3.0	1	0	0	2	0	1	0	2.8	
Georgia Tech	12/9/20	*	34	1	4	.250	0	1	.000	0	0	.000	4	3	7	3.8	1	0	5	1	0	1	2	2.6	
at No. 8 Creighton	12/11/20	*	32	3	5	.600	2	3	.667	0	0	.000	0	6	6	4.2	1	0	3	4	0	0	8	3.5	
Doane	12/17/20	*	16	3	7	.429	0	3	.000	2	2	1.000	0	2	2	3.9	0	0	0	0	0	0	8	4.1	
at No. 9 Wisconsin	12/22/20		25	1	6	.167	1	5	.200	1	2	.500	0	2	2	3.6	3	0	2	2	0	1	4	4.1	
No. 19 Michigan	12/25/20		18	0	0	.000	0	0	.000	0	0	.000	1	1	2	3.4	3	0	0	0	0	0	0	3.7	
at No. 25 Ohio State	12/30/20		24	1	3	.333	0	2	.000	0	0	.000	0	5	5	3.6	4	0	0	2	0	2	2	3.5	
Totals			7	246	13	45	.289	6	28	.214	3	4	.750	7	29	36	3.6	19	0	14	12	0	10	35	3.5

NOTING THORBJARNARSON

- Returning starter who can fill a variety of roles and doesn't need to score to make a positive impact on games
- Totaled two points, five boards and a pair of steals at No. 25 Ohio State
- Came off the bench against Wisconsin, finishing with four points, two boards and two assists in 25 minutes
- Finished with eight points and two boards in 16 minutes against Doane
- Matched season high with eight points on 3-of-5 shooting, along with six boards and three assists at No. 8 Creighton
- Set season highs in both rebounds (seven) and assists (five) in 34 minutes against Georgia Tech
- Had three assists and a steal in 22 minutes against South Dakota
- Had three points, three steals and three rebounds in 28 minutes against Nevada
- Had eight points, including a pair of 3-pointers, against McNeese State while helping hold Dru Kuxhausen, who ranked among national 3-point leaders in 2019-20 to just 11 points on 4-of-11 shooting
- Played in all 32 games, including 24 starts, in 2019-20 and averaged 8.8 points, 4.8 rebounds, 1.3 assists and 1.1 steals per game, finishing 10th in the Big Ten in steals and 14th in 3-point percentage (.372)
- Reached double figures 13 times, including a trio of 17-point efforts (at Indiana, vs. Iowa, at Rutgers)
- Started all 20 Big Ten games, averaging 10.6 ppg, while ranking second on the team in rebounding (5.5 rpg) and third in assists (1.7 apg)
- Played for the Iceland National Team during the Games of the Small States of Europe in the summer of 2019, averaging 10 points per game
- Was in the rotation during the second half of the 2018-19 season, playing in 25 contests, including seven starts
- Nebraska's first scholarship player from Iceland and one of the few players from the nation on Division I teams
- Played for KR Reykjavik in the Icelandic League for three years (2015-17), helping the team to three straight titles and a pair of Icelandic Cups in 2016 and 2017

MISC. STATS

Category	2020-21	Career
Double-Figure Scoring	0	13
Double-Figure Rebounding	0	1
Double-Figure Assists	0	0
Double-Doubles	0	0
Led NU in Scoring	0	2
Led NU in Rebounding	0	8
Led NU in Assists	1	4
20+ Point Games	0	0
30+ Point Games	0	0

TOP PERFORMANCES OF 2020-21

Category	No.	Opponent (Date)
Points	8	McNeese State (11/25)
	8	at Creighton (12/11)
	8	Doane (12/17)
Rebounds	7	Georgia Tech (12/9)
	6	at Creighton (12/11)
	5	at Ohio State (12/30)
Assists	5	Georgia Tech (12/9)
	3	at Creighton (12/11)
	2	Nevada (11/26)
	2	at Wisconsin (12/22)



#35 EDUARDO ANDRE | 6-10 | 228 | Fr. | F | London, England

CAREER STATS

Year	GP	GS	Min	Avg	Total					Rebounds										PF	FO	Ast	TO	Blk	Stl	Pts	Avg
					FG	FGA	Pct	3FG	3FGA	Pct	FT	FTA	Pct	Off	Def	Tot	Avg										
2020-21	4	0	26	6.5	6	7	.857	0	0	.000	3	5	.600	2	5	7	1.8	7	0	1	2	2	0	15	3.8		
TOTAL	4	0	26	6.5	6	7	.857	0	0	.000	3	5	.600	2	5	7	1.8	7	0	1	2	2	0	15	3.8		

2020-21 GAME BY GAME

Opponent	Date	GS	Min	TOTAL			3-PTS			FT			REBOUNDS				PF	FO	A	TO	Blk	Stl	Pts	Avg	
				FG	FGA	Pct	3FG	FGA	Pct	FT	FTA	Pct	Off	Def	Tot	Avg									
McNeese State	11/25/20	DNP																							
Nevada	11/26/20	DNP																							
North Dakota State	11/28/20	DNP																							
South Dakota	12/1/20	DNP																							
Georgia Tech	12/9/20	DNP																							
at No. 8 Creighton	12/11/20	DNP																							
Doane	12/17/20		14	4	4	1.000	0	0	.000	1	2	.500	1	3	4	4.0	3	0	1	0	2	0	9	9.0	
at No. 9 Wisconsin	12/22/20		1	1	1	1.000	0	0	.000	0	0	.000	0	0	0	2.0	0	0	0	0	0	0	2	5.5	
No. 19 Michigan	12/25/20		4	0	1	.000	0	0	.000	1	2	.500	0	1	1	1.7	0	0	0	1	0	0	1	4.0	
at No. 25 Ohio State	12/30/20		7	1	1	1.000	0	0	.000	1	1	1.000	1	1	2	1.8	4	0	0	1	0	0	3	3.8	
Totals			0	26	6	7	.857	0	0	.000	3	5	.600	2	5	7	1.8	7	0	1	2	2	0	15	3.8

NOTING ANDRE


- Freshman who provides size and shot-blocking ability for the Husker frontcourt, as he possesses a 7-foot-4 wingspan and has added 10 pounds since getting on campus in June
- Finished with three points in seven minutes off the bench against Ohio State
- Had one points and a rebound in five minutes against No. 19 Michigan
- Played the final minute at No. 9 Wisconsin, making his only attempt against the Badgers
- Made his debut against Doane, finishing with nine points on 4-of-4 shooting, four rebounds and two blocked shots
- Missed Nebraska's first six games
- Three-star recruit who averaged 10.3 points, 9.8 rebounds and 3.9 blocked shots per game at AZ Compass Prep as a high school senior in 2019-20
- Moved to America prior to his sophomore season and spent two years at Woodrow Wilson High School in Dallas, averaging 12.3 points, 11.5 rebounds and 4.3 blocks per game and was named district defensive player of the year
- Was a late bloomer to the sport, as he did not start playing basketball competitively until he was 14 years old and grew up playing soccer
- Chose NU over offers from Illinois, Maryland and Texas A&M among others

MISC. STATS

Category	2020-21	Career
Double-Figure Scoring	0	0
Double-Figure Rebounding	0	0
Double-Figure Assists	0	0
Double-Doubles	0	0
Led NU in Scoring	0	0
Led NU in Rebounding	0	0
Led NU in Assists	0	0
20+ Point Games	0	0
30+ Point Games	0	0

TOP PERFORMANCES OF 2020-21

Category	No.	Opponent (Date)
Points	9	Doane (12/17)
	3	at Ohio State (12/30)
	2	at Wisconsin (12/22)
Rebounds	4	Doane (12/17)
	2	at Ohio State (12/30)
Assists	1	Doane (12/17)
Blocks	2	Doane (12/17)



#44 BRET PORTER | 6-5 | 228 | R-Fr. | F | Omaha, Neb.

CAREER STATS

Year	GP	GS	Min	Avg	Total									Rebounds				PF	FO	Ast	TO	Blk	Stl	Pts	Avg			
					FG	FGA	Pct	3FG	3FGA	Pct	FT	FTA	Pct	Off	Def	Tot	Avg											
2020-21	3	0	7	2.3	0	0	.000	0	0	.000	0	0	.000	0	0	.000	0	1	1	0.3	1	0	0	1	1	0	0	0.0
TOTAL	3	0	7	2.3	0	0	.000	0	0	.000	0	0	.000	0	0	.000	0	1	1	0.3	1	0	0	1	1	0	0	0.0

2020-21 GAME BY GAME

Opponent	Date	GS	Min	TOTAL			3-PTS			FT	FTA	Pct	REBOUNDS				PF	FO	A	TO	Blk	Stl	Pts	Avg
				FG	FGA	Pct	3FG	3FGA	Pct				Off	Def	Tot	Avg								
McNeese State	11/25/20	3	0	0	0	.000	0	0	.000	0	0	.000	0	1	1	1.0	1	0	0	0	0	0	0	0.0
Nevada	11/26/20	DNP																						
North Dakota State	11/28/20	2	0	0	.000	0	0	.000	0	0	.000	0	0	0	0.5	0	0	0	0	1	0	0	0.0	
South Dakota	12/1/20	DNP																						
Georgia Tech	12/9/20	DNP																						
at No. 8 Creighton	12/11/20	2	0	0	.000	0	0	.000	0	0	.000	0	0	0	0.3	0	0	0	1	0	0	0	0.0	
Doane	12/17/20	DNP																						
No. 9 Wisconsin	12/22/20	DNP																						
No. 19 Michigan	12/25/20	DNP																						
at No. 25 Ohio State	12/30/20	DNP																						
Totals		0	7	0	0	.000	0	0	.000	0	0	.000	0	1	1	0.3	1	0	0	1	1	0	0	0.0

NOTING PORTER

- Walk-on who redshirted during the 2019-20 season
- Made his collegiate debut with three minutes against McNeese State
- Blocked a shot in 1:37 of playing time in the win against North Dakota State
- Played the final 1:43 of the loss at No. 8 Creighton
- Returned from a torn ACL in June of 2018 to play as a senior, averaging 6.2 points and 4.4 rebounds as Millard North High School reached the district final in 2019
- Enjoyed a strong junior season, averaging 13.5 points and 7.5 rebounds per game for the Mustangs
- Was AAU teammates with fellow Huskers Akol Arop and Jace Piatkowski
- Is a fourth-generation athlete at Nebraska, as his father (Budge, 1975) grandfather (Mort, 1943, 1946-47) and great grandfather (Grove, 1913-15) all played football for the Cornhuskers

MISC. STATS

Category	2020-21	Career
Double-Figure Scoring	0	0
Double-Figure Rebounding	0	0
Double-Figure Assists	0	0
Double-Doubles	0	0
Led NU in Scoring	0	0
Led NU in Rebounding	0	0
Led NU in Assists	0	0
20+ Point Games	0	0
30+ Point Games	0	0

TOP PERFORMANCES OF 2020-21

Category	No.	Opponent (Date)
Points	NA	
Rebounds	1	McNeese State (11/25)
Assists	NA	



#45 DALANO BANTON | 6-9 | 204 | So. | G | Toronto, Ontario, Canada

CAREER STATS

Year	GP	GS	Min	Avg	Total					Rebounds					PF	FO	Ast	TO	Blk	Stl	Pts	Avg.			
					FG	FGA	Pct	3FG	3FGA	Pct	FT	FTA	Pct	Off									Def	Tot	Avg
2018-19*	31	12	469	15.1	39	97	.402	8	37	.216	19	34	.559	16	76	92	3.0	27	0	65	52	16	14	105	3.4
2020-21	10	10	297	29.7	46	105	.438	11	36	.306	31	43	.721	13	62	75	7.5	14	0	47	22	10	15	134	13.4
TOTAL	10	10	297	29.7	46	105	.438	11	36	.306	31	43	.721	13	62	75	7.5	14	0	47	22	10	15	134	13.4
All*	41	22	766	18.7	85	202	.421	19	73	.260	50	77	.649	29	138	167	4.1	41	0	112	74	26	29	239	5.8

* Statistics from Western Kentucky

2020-21 GAME BY GAME

Opponent	Date	GS	Min	TOTAL			3-PTS			FT			REBOUNDS				PF	FO	A	TO	Blk	Stl	Pts	Avg	
				FG	FGA	Pct	3FG	FGA	Pct	FT	FTA	Pct	Off	Def	Tot	Avg									
McNeese State	11/25/20	*	22	4	7	.571	0	2	.000	6	8	.750	2	4	6	6.0	2	0	6	2	4	3	14	14.0	
Nevada	11/26/20	*	38	6	17	.353	3	11	.273	3	4	.750	2	5	7	6.5	1	0	5	1	1	1	18	16.0	
North Dakota State	11/28/20	*	30	4	7	.571	0	1	.000	4	5	.800	2	7	9	7.3	0	0	8	2	1	1	12	14.7	
South Dakota	12/1/20	*	27	3	7	.429	0	1	.000	4	5	.800	0	5	5	6.8	3	0	4	1	0	3	10	13.5	
Georgia Tech	12/9/20	*	36	6	15	.400	1	4	.250	4	5	.800	2	7	9	7.2	3	0	6	5	0	1	17	14.2	
at No. 8 Creighton	12/11/20	*	27	3	6	.500	2	4	.500	4	6	.667	1	6	7	7.2	1	0	1	3	0	2	12	13.8	
Doane	12/17/20	*	21	5	7	.714	1	2	.500	2	4	.500	2	9	11	7.7	1	0	10	2	3	1	13	13.7	
at No. 9 Wisconsin	12/22/20	*	35	5	12	.417	3	5	.600	2	2	1.000	0	8	8	7.8	1	0	4	2	0	0	15	13.9	
No. 19 Michigan	12/25/20	*	35	7	16	.438	1	2	.500	2	4	.500	1	4	5	7.4	1	0	3	2	0	2	17	14.2	
at No. 25 Ohio State	12/30/20	*	26	3	11	.273	0	4	.000	0	0	.000	1	7	8	7.5	1	0	0	2	1	1	6	13.4	
Totals			10	297	46	105	.438	11	36	.306	31	43	.721	13	62	75	7.5	14	0	47	22	10	15	134	13.4

NOTING BANTON

- Talented guard who uses his combination of size, length and athleticism to create matchup problems for opponents, as he has a 6-11 wingspan
- Was held to six points, but grabbed a team-high eight rebounds at No. 25 Ohio State
- Reached double figures with 17 points, five rebounds and three assists vs. No. 19 Michigan
- Led Nebraska with 15 points, eight rebounds and four assists at No. 9 Wisconsin
- Posted his first career triple-double with 13 points, 11 rebounds and 10 assists in 21 minutes against Doane
- Totaled 12 points - all in the first half - and seven rebounds and a pair of steals against Creighton
- Tallied 17 points, nine boards and six assists in the loss to Georgia Tech
- Finished with 10 points, five rebounds, four assists and three steals vs. South Dakota
- Nearly posted a triple double against North Dakota State with 12 points, nine rebounds and eight assists
- Led NU with 18 points, five assists and seven boards in the loss to Nevada
- Filled the stat sheet in NU's win over McNeese State, totaling 14 points, six assists, six rebounds, four blocked shots and three steals in just 22 minutes of work
- Transfer from Western Kentucky who sat out the 2019-20 season and has three years of eligibility remaining
- Reclassified to the class of 2018 to play at Western Kentucky, where he averaged 3.4 points, 3.0 rebounds and 2.1 assists per game, posting a trio of double-figure performances
- Made 12 starts and his best performance was a 13-rebound, 10-assist, eight-point effort in a win over No. 15 Wisconsin
- Top 100 recruit (Rivals and 247Sports) who played at Redemption (N.Y.) Christian Academy and was named conference MVP in his final year at the school
- Played in the BioSteel All-Canadian Game, finishing with 19 points on 9-of-16 shooting, eight rebounds and three steals
- Wears #45 as a tribute to his Mount Olive neighborhood in Toronto, as the 45 Kipling bus was his transportation to school as a child

MISC. STATS

Category	2020-21	Career
Double-Figure Scoring	9	12
Double-Figure Rebounding	1	2
Double-Figure Assists	1	2
Double-Doubles	1	2
Triple-Doubles	1	1
Led NU in Scoring	2	2
Led NU in Rebounding	5	5
Led NU in Assists	8	8
20+ Point Games	0	0
30+ Point Games	0	0

TOP PERFORMANCES OF 2020-21

Category	No.	Opponent (Date)
Points	18	Nevada (11/26)
	17	Georgia Tech (12/9)
	17	Michigan (12/25)
Rebounds	11	Doane (12/17)
	9	North Dakota State (11/28)
	9	Georgia Tech (12/9)
Assists	10	Doane (12/17)
	8	North Dakota State (11/28)
Steals	3	McNeese State (11/25)
	3	South Dakota (12/1)
Blocks	4	McNeese State (11/25)
	3	Doane (12/17)



#33 AKOL AROP | 6-5 | 203 | So. | F | Omaha, Neb.

CAREER STATS

Year	GP	GS	Min	Avg	Total									Rebounds				PF	FO	Ast	TO	Blk	Stl	Pts	Avg
					FG	FGA	Pct	3FG	3FGA	Pct	FT	FTA	Pct	Off	Def	Tot	Avg								
2019-20	21	0	114	5.4	9	16	.563	1	2	.500	3	7	.429	9	19	28	1.3	18	0	1	4	6	6	22	1.0
TOTAL	21	0	114	5.4	9	16	.563	1	2	.500	3	7	.429	9	19	28	1.3	18	0	1	4	6	6	22	1.0

NOTING AROP

- Will miss the entire 2020-21 season following knee surgery in early November.
- Played in 21 games as a true freshman, averaging 1.0 points and 1.3 rebounds per game.
- Came off the bench to grab four rebounds and block a pair of shots in a season-high 23 minutes vs. Indiana in the Big Ten Tournament
- Tied his season high with five points on 2-of-2 shooting, including his first career 3-pointer, at Minnesota
- Established season highs in points (five), rebounds (six) and minutes (20) at No. 25 Michigan
- 2019 Gatorade Player of the Year in Nebraska who averaged 19.4 points, 10.9 rebounds and 2.6 blocks per game as a senior at Omaha Creighton Prep High School
- First-team all-state selection by the Omaha World-Herald and Lincoln Journal Star after recording 19 double-doubles as a senior
- One of nine kids in the family, including older brother, Aguek, who plays basketball at San Diego State



#30 CHRIS MCGRAW | 6-0 | 170 | So. | G | Columbus, Ohio

CAREER STATS

Year	GP	GS	Min	Avg	Total									Rebounds				PF	FO	Ast	TO	Blk	Stl	Pts	Avg
					FG	FGA	Pct	3FG	3FGA	Pct	FT	FTA	Pct	Off	Def	Tot	Avg								
2018-19*	4	0	6	1.5	0	1	.000	0	0	.000	0	0	.000	0	0	0	0.0	0	0	2	0	0	0	0	0.0
All	4	0	6	1.5	0	1	.000	0	0	.000	0	0	.000	0	0	0	0.0	0	0	2	0	0	0	0	0.0

* Statistics from Ohio University

NOTING MCGRAW

- Walk-on who is sitting out this season after transferring from Division III Otterbein University, where he did not play last season because of injury
- Began his collegiate career at Ohio University in 2018-19, playing in four games and recording two assists in six minutes of action
- Was a teammate of Husker junior guard Trey McGowens at Hargrave Military in 2017-18, as the team went 33-4 and was ranked fourth nationally
- Played his high school basketball at Bishop Watterson High School for Coach Vince Lombardo, averaging 7.8 ppg as a senior and played all four years at the school

GAME 1: NEBRASKA 102, MCNEESE STATE 55



Official Basketball Box Score - Final
McNeese at Nebraska
 11/25/20 Pinnacle Bank Arena, Lincoln
 Nebraska vs. McNeese State

Game Time: 11:03 AM
 Game Duration: 1:57

Officials: John Higgins, Louis Garrison, Alfred Smith

McNeese - 55

Record: 0-1

NO. Name	Min	FG	3P	FT	Rebounds	Fouls	TP	AS	TO	ST	Blocks	+/-
		M-A	M-A	M-A	OR DR TOT	PF FD	AS	TO	ST	BS BA		
2 KeyShawn Feazell	F 24:03	1-6	0-1	4-6	2 9 11	4 3 6	3	5	0	2	0	-29
23 Carlos Rosario	F 22:34	5-7	0-0	0-2	2 0 2	1 1 10	0	3	0	1	0	-27
0 Dru Kuzhausen	G 33:27	4-11	3-8	0-1	0 2 1	5 4 11	0	1	0	0	0	-40
3 Collin Warren	G 20:46	1-5	1-2	0-0	0 2 2	3 0 3	2	2	0	0	1	-26
12 A.J. Lawson	G 30:36	2-6	1-3	1-3	1 2 3	3 6 6	1	4	0	0	0	-40
45 Ra'Shawn Langston	29:53	4-9	2-5	0-0	1 1 2	3 0 10	3	1	1	0	1	-23
24 Chris Orlina	10:31	1-3	0-0	0-0	0 1 1	2 0 2	0	0	0	0	2	-15
15 Zach Scott	08:20	0-1	0-1	0-0	0 1 1	3 0 1	0	1	0	0	0	-8
11 Jeremy Harrell	17:26	3-7	0-2	1-2	3 4 7	1 1 7	0	2	0	2	0	-20
11 Myles Hutchinson	01:22	0-0	0-0	0-0	0 0 0	0 0 0	0	0	0	0	0	-1
5 Evan Palmquist	01:02	0-0	0-0	0-0	0 0 0	1 0 0	0	1	0	0	0	-6
Team					3 2 5							
Totals		21-55	7-22	6-14	12 23 35	26 15	55	10	27	3	5	4

Shooting By Period

1st FG% 11-28 39.3%
 3PT% 4-9 44.4%
 FT% 2-4 50%

2nd FG% 10-27 37.0%
 3PT% 3-13 23.1%
 FT% 4-10 40%

GMFG% 21-55 38.2%
 3PT% 7-22 31.8%
 FT% 6-14 42.9%

Dead Ball Rebounds: 2, 0

Nebraska - 102

Record: 1-0

NO. Name	Min	FG	3P	FT	Rebounds	Fouls	TP	AS	TO	ST	Blocks	+/-
		M-A	M-A	M-A	OR DR TOT	PF FD	AS	TO	ST	BS BA		
11 Lat Mayen	F 23:50	5-11	3-7	0-0	3 3 6	2 2 13	1	1	0	0	0	24
0 Teddy Allen	G 23:35	6-10	1-2	1-3	1 4 5	2 3 14	2	2	3	0	0	30
2 Trey McGowens	G 19:11	5-9	2-2	2-3	1 2 3	3 3 4	3	2	3	0	0	28
34 Thorir Thorbjarnarson	G 25:56	3-9	2-5	0-0	1 1 2	0 1 8	1	1	1	0	1	12
45 Dalano Banton	G 21:39	4-7	0-2	6-8	2 4 6	2 7 14	6	2	3	4	0	29
10 Kobe Webster	23:35	5-7	1-3	2-2	0 2 2	0 3 13	2	0	2	0	0	31
24 Yvan Ouedraogo	23:57	3-12	0-0	3-5	3 4 7	2 3 9	0	1	2	0	0	43
4 Shamiel Stevenson	22:06	4-4	0-0	6-8	3 3 6	3 4 14	2	0	2	0	0	28
3 Elijah Wood	09:01	0-2	0-2	0-0	0 2 0	0 0 0	0	0	0	0	0	10
21 Jace Piatkowski	03:58	1-1	1-1	0-0	0 0 0	0 0 0	3	0	0	0	0	8
44 Bret Porter	03:12	0-0	0-0	0-0	0 1 1	1 0 0	0	0	0	0	0	4
Team					3 2 5							
Totals		36-72	10-24	20-29	17 28 45	15 26	102	19	10	16	4	5

Shooting By Period

1st FG% 19-33 57.6%
 3PT% 7-13 53.8%
 FT% 5-10 50%

2nd FG% 17-39 43.6%
 3PT% 3-11 27.3%
 FT% 15-19 78.9%

GMFG% 36-72 50.0%
 3PT% 10-24 41.7%
 FT% 20-29 69.0%

Dead Ball Rebounds: 5, 0

Technical Fouls: NONE

	MSC	NEB
Biggest lead	0 (1st 20:00)	50 (2nd 0:02)
Best Scoring Run	4 (2nd 4:42)	17 (2nd 9:01)
Lead Changes	0	
Times Tied	1	
Time with Lead	00:00	38:25

Points from Turnovers

	MSC	NEB
Points from Turnovers	8	43
Paint	26	50
Second Chance	6	12
Fast Breaks	2	29
Bench	19	39

Period by Period Scoring

	1st	2nd	TOT
MSC	28	27	55
NEB	50	52	102

GAME 2: NEVADA 69, NEBRASKA 66



Official Basketball Box Score - Final
Nevada at Nebraska
 11/25/20 Pinnacle Bank Arena, Lincoln
 Nevada vs. Nebraska

Game Time: 1:03 PM
 Game Duration: 2:09

Officials: John Higgins, Lewis Garrison, Alfred Smith

Nevada - 69

Record: 2-0

NO. Name	Min	FG	3P	FT	Rebounds	Fouls	TP	AS	TO	ST	Blocks	+/-
		M-A	M-A	M-A	OR DR TOT	PF FD	AS	TO	ST	BS BA		
5 Warren Washington	F 14:17	1-1	0-0	0-2	1 3 4	3 2 2	0	2	0	0	0	-15
42 K.J. Hymes	F 17:04	2-3	0-0	4-4	2 6 8	5 3 8	1	5	0	0	0	0
4 Desmond Cambridge	G 34:51	7-17	2-11	2-2	0 5 5	4 2 18	1	3	1	0	0	8
11 Kane Milling	G 15:10	2-3	0-0	0-1	0 3 3	4 0 0	0	0	0	0	0	-2
25 Grant Sherfield	G 35:50	4-13	2-4	9-12	1 5 6	1 10 19	6	6	1	0	1	8
1 Robby Robinson	26:07	1-2	0-0	0-0	2 7 9	2 0 2	0	2	0	0	0	12
14 Tré Coleman	28:34	2-3	1-2	0-1	1 1 2	4 2 5	1	4	1	1	0	4
15 Zane Meeks	15:20	4-6	0-2	0-0	1 4 5	2 1 8	1	1	0	0	0	-2
3 Alem Huseinovic	08:58	1-2	1-2	0-0	1 1 2	1 0 3	0	0	0	0	0	-2
23 DeAndre Henry	03:49	0-0	0-0	0-0	0 3 3	1 1 0	0	0	0	0	0	4
Team					1 1 2							
Totals		24-50	6-21	15-22	10 39 49	27 24	69	12	21	3	1	1

Shooting By Period

1st FG% 14-27 51.9%
 3PT% 4-12 33.3%
 FT% 9-9 100%

2nd FG% 10-23 43.5%
 3PT% 2-9 22.2%
 FT% 12-17 70.6%

GMFG% 24-50 48.0%
 3PT% 6-21 28.6%
 FT% 15-22 68.2%

Dead Ball Rebounds: 3, 0

Nebraska - 66

Record: 1-1

NO. Name	Min	FG	3P	FT	Rebounds	Fouls	TP	AS	TO	ST	Blocks	+/-
		M-A	M-A	M-A	OR DR TOT	PF FD	AS	TO	ST	BS BA		
11 Lat Mayen	F 26:49	2-9	2-9	1-3	0 5 5	4 3 7	1	1	1	0	0	13
0 Teddy Allen	G 28:16	3-11	2-7	9-13	4 2 6	3 7 17	1	0	5	0	1	-9
2 Trey McGowens	G 23:11	0-5	0-3	0-0	1 1 2	4 0 2	2	0	0	0	0	9
34 Thorir Thorbjarnarson	G 28:26	0-4	0-4	0-0	0 4 4	3 0 2	0	2	0	1	0	0
45 Dalano Banton	G 37:07	6-17	3-11	3-4	2 5 7	1 5 18	5	1	1	1	0	-1
4 Shamiel Stevenson	21:13	3-5	0-1	3-3	0 3 3	3 2 9	0	2	0	0	0	-10
10 Kobe Webster	19:41	4-10	2-6	3-4	0 0 0	2 3 13	1	2	3	0	0	-2
24 Yvan Ouedraogo	15:17	0-1	0-0	2-3	0 0 0	3 3 4	2	1	1	0	0	-15
Team					1 0 1							
Totals		18-62	9-41	21-30	11 20 31	24 27	66	13	9	12	1	-3

Shooting By Period

1st FG% 8-32 25.0%
 3PT% 4-20 20.0%
 FT% 9-14 64.3%

2nd FG% 10-30 33.3%
 3PT% 5-21 23.8%
 FT% 12-16 75%

GMFG% 18-62 29.0%
 3PT% 9-41 22.0%
 FT% 21-30 70.0%

Dead Ball Rebounds: 3, 0

Technical Fouls: NONE

	NWP	NEB
Biggest lead	9 (1st 0:25)	10 (2nd 9:34)
Best Scoring Run	7 (1st 12:25)	10 (2nd 11:15)
Lead Changes	5	
Times Tied	6	
Time with Lead	16:40	18:29

Points from Turnovers

	NWP	NEB
Points from Turnovers	9	20
Paint	30	18
Second Chance	8	13
Fast Breaks	4	5
Bench	18	24

Period by Period Scoring

	1st	2nd	TOT
NWP	35	34	69
NEB	29	37	66

GAME 3: NEBRASKA 79, NORTH DAKOTA STATE 57



Official Basketball Box Score - Final
North Dakota St. at Nebraska
 11/25/20 Pinnacle Bank Arena, Lincoln
 North Dakota State vs. Nebraska

Game Time: 11:01 AM
 Game Duration: 1:56

Officials: Brian O'Connell, Lewis Garrison, Kelly Pfeifer

North Dakota St. - 57

Record: 0-2

NO. Name	Min	FG	3P	FT	Rebounds	Fouls	TP	AS	TO	ST	Blocks	+/-
		M-A	M-A	M-A	OR DR TOT	PF FD	AS	TO	ST	BS BA		
3 Rocky Kreuser	F 20:49	1-6	1-2	4-4	0 4 4	4 3 7	1	1	2	1	0	-20
3 Tyree Eady	G 28:21	3-10	1-4	0-0	4 9 13	1 2 7	1	5	0	0	0	-12
5 Sam Griesel	G 31:12	3-8	0-1	3-4	5 7 12	1 5 9	1	1	1	1	0	-20
11 Jarius Cook	G 29:49	3-12	1-6	0-0	2 1 3	1 0 7	3	2	0	0	0	-27
21 Boden Skunberg	G 25:24	1-7	0-3	0-0	1 3 4	0 0 2	1	1	0	0	0	-15
2 Jaxon Knotek	22:38	6-15	3-8	1-3	3 2 5	4 3 16	0	2	0	0	0	-10
44 Tyler Witz	13:54	0-1	0-0	1-2	2 1 3	1 1 1	1	1	0	0	0	-9
0 Desmond McKinney	08:47	0-1	0-0	2-2	0 1 1	1 1 2	0	1	0	0	0	-5
4 Grant Nelson	18:22	3-9	0-0	1-1	3 0 3	2 1 6	0	1	1	1	1	4
32 Odell Wilson IV	00:44	0-0	0-0	0-0	0 1 1	0 0 0	0	0	0	1	0	4
Team					2 0 2							
Totals		20-69	6-24	11-16	22 29 51	17 16	57	8	17	4	4	-22

Shooting By Period

1st FG% 14-35 40.0%
 3PT% 4-15 26.7%
 FT% 4-4 100%

2nd FG% 6-34 17.6%
 3PT% 2-9 22.2%
 FT% 7-12 58.3%

GMFG% 20-69 29.0%
 3PT% 6-24 25.0%
 FT% 11-16 68.8%

Dead Ball Rebounds: 0, 0

Nebraska - 79

Record: 2-1

NO. Name	Min	FG	
----------	-----	----	--

GAME 5: GEORGIA TECH 75, NEBRASKA 64

Official Basketball Box Score - Final
Georgia Tech at Nebraska
 120920 Pinnacle Bank Arena, Lincoln
 Nebraska vs. Georgia Tech

Game Time: 6:16 PM
 Game Duration: 2:08

Officials: DJ Carstensen, Donnie Eppley, Lewis Garrison

Georgia Tech - 75

Record: 2-2

NO. Name	Min	FG	3P	FT	Rebounds	Fouls	TP	AS	TO	ST	Blocks	+
		M/A	M/A	M/A	OR DR TOT	PF					BS BA	
4 Jordan Usher	F 15:57	3-7	0-1	0-0	0 3 3	2	0	6	3	0	1	0
5 Moses Wright	F 33:32	5-8	1-1	2-3	4 4 8	3	4	13	4	0	1	2
0 Michael Devoe	G 23:19	4-9	2-6	2-2	0 3 3	2	1	12	0	4	1	0
3 Bubba Parham	G 37:43	1-9	1-8	4-5	1 3 4	4	3	7	2	0	3	0
10 Jose Alvarado	G 27:10	7-12	3-5	7-8	0 1 1	4	7	24	3	2	0	0
1 Kyle Sturdivant	G 29:43	1-6	0-2	0-2	0 5 5	4	2	2	1	2	0	0
12 Khalid Moore	G 32:36	5-7	1-2	0-0	3 5 8	0	1	11	0	0	2	0
Team		0	2	2	0	0	0	1				
Totals		26-58	8-25	15-20	8 26 34	19	18	75	13	9	8	2

Shooting By Period

1st FG% 13-32 40.6%
 3PT% 3-14 21.4%
 FT% 3-4 75%

2nd FG% 13-26 50.0%
 3PT% 5-11 45.5%
 FT% 12-16 75%

GM FG% 26-58 44.8%
 3PT% 8-25 32.0%
 FT% 15-20 75.0%

Dead Ball Rebounds: 2/0

Technical Fouls: NONE

Nebraska - 64

Record: 3-2

NO. Name	Min	FG	3P	FT	Rebounds	Fouls	TP	AS	TO	ST	Blocks	+
		M/A	M/A	M/A	OR DR TOT	PF					BS BA	
11 Lat Mayen	F 26:15	2-5	1-3	2-2	1 3 4	4	2	7	0	2	0	1
0 Teddy Allen	G 27:38	4-16	0-5	2-2	3 0 3	1	4	10	1	2	1	1
2 Trey McGowens	G 31:19	2-9	0-3	2-6	1 8 9	5	9	6	1	3	0	0
34 Thorir Thorbjarnarson	G 25:39	1-4	0-1	0-0	4 3 7	1	0	2	5	1	1	0
45 Dalano Banton	G 35:50	6-15	1-4	4-5	2 7 9	3	4	17	6	5	1	0
10 Kobe Webster	G 27:22	7-9	6-7	0-0	2 2 4	4	0	2	1	2	0	0
24 Yvan Ouedraogo	G 10:40	0-1	0-0	0-0	1 0 1	0	0	0	0	0	0	0
4 Shamiel Stevenson	15:17	1-2	0-0	0-0	1 2 3	1	0	2	0	1	0	0
Team		2	2	4	0	0	0	0				
Totals		23-61	8-23	10-15	15 27 42	19	19	64	14	16	3	1

Shooting By Period

1st FG% 10-29 34.5%
 3PT% 5-14 35.7%
 FT% 5-5 100%

2nd FG% 13-32 40.6%
 3PT% 3-9 33.3%
 FT% 5-10 50%

GM FG% 23-61 37.7%
 3PT% 8-23 34.8%
 FT% 10-15 66.7%

Dead Ball Rebounds: 2/0

Technical Fouls: Meyen 1st 14:00

	GEO	NEB
Biggest lead	13 (2nd 0:59)	6 (2nd 15:21)
Best Scoring Run	8 (2nd 3:29)	8 (2nd 19:46)
Lead Changes	3	
Times Tied	7	
Time with Lead	15:29	17:55

Points from GEO/NEB

Turnovers 15/6

Paint 26/28

Second Chance 12/17

Fast Breaks 7/6

Bench 13/22

Period by Period Scoring

	1st	2nd	TOT
GEO	32	43	75
NEB	30	34	64

GAME 6: NO. 8 CREIGHTON 98, NEBRASKA 74

Official Basketball Box Score - Final
Nebraska at #8 Creighton
 121120 OH Health Center Omaha, Omaha, Neb.
 2020-21 Men's Basketball

Game Time: 6:00 PM
 Game Duration: 2:01
 Attendance: 254

Officials: Lamar Simpson, Brian Dwyer, Keith Kirtle

Nebraska - 74

Record: 3-3

NO. Name	Min	FG	3P	FT	Rebounds	Fouls	TP	AS	TO	ST	Blocks	+
		M/A	M/A	M/A	OR DR TOT	PF					BS BA	
11 Lat Mayen	F 18:20	0-1	0-1	2-2	0 4 4	4	3	2	1	3	0	1
0 Teddy Allen	G 30:31	10-20	3-6	3-4	5 4 9	2	3	26	2	4	2	0
2 Trey McGowens	G 27:59	5-7	3-3	2-5	0 2 2	2	4	15	0	4	1	0
34 Thorir Thorbjarnarson	G 31:37	3-5	2-3	0-0	0 6 6	1	1	8	3	4	0	1
45 Dalano Banton	G 27:13	3-6	2-4	4-6	1 6 7	1	3	12	1	3	2	0
24 Yvan Ouedraogo	18:50	1-3	0-0	2-3	2 2 4	2	2	4	2	1	0	0
4 Shamiel Stevenson	16:37	1-6	0-3	0-0	1 2 3	2	1	2	1	2	0	0
10 Kobe Webster	23:44	2-8	1-5	0-2	0 1 1	0	2	5	2	2	0	1
3 Elijah Wood	01:43	0-1	0-1	0-0	0 0 0	0	0	0	0	0	0	0
21 Jace Platkowski	01:43	0-0	0-0	0-0	0 0 0	0	0	0	0	0	0	0
44 Bret Porter	01:43	0-0	0-0	0-0	0 0 0	0	0	0	0	0	0	0
Team		2	1	3	0	0	0	0				
Totals		25-57	11-26	13-22	11 28 39	15	19	74	12	25	5	3

Shooting By Period

1st FG% 12-25 48.0%
 3PT% 5-13 38.5%
 FT% 11-17 64.7%

2nd FG% 13-32 40.6%
 3PT% 6-13 46.2%
 FT% 2-5 40%

GM FG% 25-57 43.9%
 3PT% 11-26 42.3%
 FT% 13-22 59.1%

Dead Ball Rebounds: 4/0

Technical Fouls: NONE

#8 Creighton - 98

Record: 4-1

NO. Name	Min	FG	3P	FT	Rebounds	Fouls	TP	AS	TO	ST	Blocks	+
		M/A	M/A	M/A	OR DR TOT	PF					BS BA	
13 Christian Bishop	F 13:29	5-5	0-0	0-2	1 2 3	4	2	10	1	2	3	0
23 Damien Jefferson	F 30:00	5-9	1-4	0-1	1 3 4	2	11	5	3	1	1	0
11 Marcus Zegarowski	G 33:10	6-13	5-7	5-5	3 3 3	3	5	22	5	4	4	0
24 Mitch Ballcock	G 32:47	2-5	2-5	0-0	0 2 2	2	6	4	0	4	1	0
34 Denzel Mahoney	G 27:40	7-18	4-10	2-2	1 3 4	2	2	20	4	2	1	0
32 Ryan Kalkrener	18:32	6-9	0-0	1-3	5 3 8	2	3	13	0	1	0	3
0 Antwan Jones	18:17	3-6	1-2	0-0	0 4 4	1	0	7	2	1	1	0
4 Sheraef Mitchell	13:14	3-5	1-1	0-0	0 0 0	2	1	7	2	0	1	0
41 Jacob Epperson	03:45	0-0	0-0	0-0	0 1 1	0	0	0	0	0	0	0
10 Jett Cantfield	02:50	1-1	0-0	0-0	0 0 0	0	0	2	1	0	0	0
20 Nic Zill	02:50	0-0	0-0	0-0	0 0 0	0	0	1	0	0	0	0
14 Sami Osmani	01:43	0-0	0-0	0-0	0 0 0	0	0	0	0	1	0	0
22 Devin Davis	01:43	0-2	0-1	0-0	0 0 0	0	0	0	0	0	0	0
Team		2	5	7	0	0	0	0				
Totals		38-73	14-30	8-13	10 26 36	19	15	98	24	13	16	5

Shooting By Period

1st FG% 15-35 42.9%
 3PT% 7-16 43.8%
 FT% 7-11 63.6%

2nd FG% 23-38 60.5%
 3PT% 7-14 50.0%
 FT% 1-2 50%

GM FG% 38-73 52.1%
 3PT% 14-30 46.7%
 FT% 8-13 61.5%

Dead Ball Rebounds: 2/0

Technical Fouls: NONE

	NEB	CREIG
Biggest lead	3 (1st 3:41)	27 (2nd 6:42)
Best Scoring Run	7 (1st 13:14)	15 (2nd 9:23)
Lead Changes	6	
Times Tied	5	
Time with Lead	01:48	34:49

Points from NEB/CREIG

Turnovers 13/38

Paint 26/40

Second Chance 9/12

Fast Breaks 9/18

Bench 11/29

Period by Period Scoring

	1st	2nd	TOT
NEB	40	34	74
CREIG	44	54	98

GAME 7: NEBRASKA 110, DOANE 64

Official Basketball Box Score - Final
Doane at Nebraska
 121720 Pinnacle Bank Arena, Lincoln
 Nebraska vs. Doane

Game Time: 6:01 PM
 Game Duration: 1:47

Officials: Rob Kuenenmen, Chad Barlow, Chris Pascal

Doane - 64

Record: 5-9

NO. Name	Min	FG	3P	FT	Rebounds	Fouls	TP	AS	TO	ST	Blocks	+
		M/A	M/A	M/A	OR DR TOT	PF					BS BA	
4 Alec Oberhauser	F 22:40	1-6	1-5	1-2	0 2 2	2	1	4	2	0	1	1
20 Max Masin	F 25:50	3-8	1-5	0-0	2 9 11	3	1	7	4	2	1	0
22 Jason Harre	F 17:08	2-8	0-2	0-0	0 1 1	1	1	4	1	2	0	3
3 Anthony Laravie	G 21:14	3-12	2-10	0-0	2 2 2	1	0	8	1	1	0	0
21 Joe Burt	G 21:08	3-11	3-8	2-2	3 2 5	0	1	11	1	0	1	0
23 Nick Saiz	09:26	1-3	1-2	0-0	0 0 0	1	0	3	0	3	0	0
1 Tyler Sullivan	09:16	0-0	0-0	1-2	0 1 1	1	1	1	3	0	0	0
50 Matt Hagedorn	16:03	1-3	1-3	1-4	1 0 1	5	3	4	0	0	1	0
24 Trey Winkler	09:34	4-6	3-4	0-0	0 0 0	0	11	0	0	0	0	1
5 Zach Witters	11:07	1-4	0-1	0-0	1 0 1	2	0	2	2	1	0	0
15 Skyler Kelley	09:55	1-6	1-4	1-2	0 2 2	1	1	4	0	0	0	0
2 Carson Busch	06:41	0-2	0-1	0-0	1 0 1	0	0	0	0	1	0	0
25 Joe Cox	09:30	0-1	0-1	1-2	0 2 2	0	1	1	1	1	0	0
10 Will Gnoy	06:59	0-1	0-0	2-3	0 0 0	1	2	0	0	0	0	0
41 Connor Day	03:29	1-1	0-0	0-0	0 1 1	0	2	0	0	0	0	0
Team		0	4	4	0	0	0	0				
Totals		21-72	13-46	9-17	9 25 34	18	11	64	15	13	6	2

Shooting By Period

1st FG% 9-39 23.1%
 3PT% 5-26 19.2%
 FT% 3-4 75%

2nd FG% 12-33 36.4%
 3PT% 8-20 40.0%
 FT% 6-13 46.2%

GM FG% 21-72 29.2%
 3PT% 13-46 28.3%
 FT% 9-17 52.9%

Dead Ball Rebounds: 8/0

Technical Fouls: NONE

GAME 9: NO. 19 MICHIGAN 80, NEBRASKA 69

GAME 10: NO. 25 OHIO STATE 90, NEBRASKA 56



Official Basketball Box Score - Final
Michigan at Nebraska
12/25/20 Pinnacle Bank Arena, Lincoln
Nebraska vs. Michigan

Game Time: 5:01 PM
Game Duration: 1:54

Officials: John Higgins, Kelly Pfeifer, Brooks Wells

Michigan - 80

Record: 7-0 (2-0)

NO. Name	Min	FG		3P		FT		Rebounds		Fouls		TP	AS	TO	ST	Blocks		+/-
		M	A	M	A	M	A	OR	DR	PF	FD					BS	BA	
2 Isaiah Livers	F 36:46	6-12	3-8	2-2	1-4	5-3	3-3	17-4	1-1	1-0	0-13							
1 Hunter Dickinson	C 32:26	5-7	0-0	3-5	3-12	15-2	6-13	10-5	0-2	1-6								
12 Mike Smith	G 32:54	3-6	2-3	2-2	0-5	5-3	3-10	6-4	0-0	0-2								
21 Franz Wagner	G 34:59	9-16	2-7	0-1	1-8	9-2	3-20	2-2	2-0	0-0	14							
55 Eli Brooks	G 31:56	2-7	1-5	2-2	0-0	0-3	2-7	4-1	3-0	0-1	14							
15 Chaundee Brown	16:12	5-8	1-3	2-2	2-3	5-2	1-13	0-1	1-0	0-0	6							
5 Terrance Williams II	08:04	0-3	0-1	0-0	0-1	1-1	0-0	0-1	2-0	1-3								
23 Brandon Johns Jr.	06:43	0-0	0-0	0-0	0-0	0-0	0-0	0-0	0-0	0-0	3							
Team					1-2	3-0	0-0											
Totals		30-59	9-27	11-14	8-35	43-16	18-80	16-15	6-2	3-11								

Shooting By Period		
1st FG%	15-33	45.5%
3PT%	4-17	23.5%
FT%	2-5	40%
2nd FG%	15-26	57.7%
3PT%	5-10	50.0%
FT%	9-9	100%
GMFG%	30-59	50.8%
3PT%	9-27	33.3%
FT%	11-14	78.6%

Dead Ball Rebounds: 1, 0

Nebraska - 69

Record: 4-5 (0-2)

NO. Name	Min	FG		3P		FT		Rebounds		Fouls		TP	AS	TO	ST	Blocks		+/-
		M	A	M	A	M	A	OR	DR	PF	FD					BS	BA	
11 Lat Mayen	F 21:12	1-4	0-2	0-0	0-3	3-4	0-2	0-2	1-1	2-0	-7							
24 Yvan Ouedraogo	F 29:07	3-4	0-0	0-0	3-3	6-4	3-6	1-0	0-0	1-4								
0 Teddy Allen	G 33:53	9-22	3-10	4-5	1-5	6-2	4-25	0-2	0-0	0-11								
2 Trey McGowens	G 28:03	4-11	2-2	5-6	0-4	4-3	15-1	0-3	2-0	0-12								
45 Dalano Banton	G 35:15	7-16	1-2	2-4	1-4	5-1	2-17	3-2	2-0	0-7								
34 Thorir Thorbjarnarson	18:14	0-0	0-0	0-0	1-1	2-3	0-0	0-0	0-0	0-5								
14 Trevor Lakes	12:29	1-3	1-3	0-0	0-1	1-0	1-3	0-0	0-0	0-4								
35 Eduardo Andre	04:45	0-1	0-0	1-2	0-1	1-0	2-1	0-1	0-0	0-5								
10 Kobe Webster	12:35	0-3	0-1	0-0	0-0	0-1	0-0	0-1	1-0	0-8								
4 Shamiel Stevenson	04:27	0-0	0-0	0-0	0-1	1-1	0-0	0-0	0-0	0-0								
Team					2-0	2-0	0-0											
Totals		25-64	7-20	12-20	8-23	31-19	15-89	8-8	6-3	2-11								

Shooting By Period		
1st FG%	14-32	43.8%
3PT%	2-10	20.0%
FT%	4-7	57.1%
2nd FG%	11-32	34.4%
3PT%	5-10	50.0%
FT%	8-13	61.5%
GMFG%	25-64	39.1%
3PT%	7-20	35.0%
FT%	12-20	60.0%

Dead Ball Rebounds: 4, 0

	MIC	NEB
Biggest lead	13 (2nd 11:47)	4 (1st 15:34)
Best Scoring Run	10 (2nd 14:39)	7 (1st 2:40)
Lead Changes	6	
Times Tied	9	
Time with Lead	24:23	08:59

Points from			Turnovers			Paint			Second Chance			Fast Breaks			Bench		
1st	2nd	TOT	1st	2nd	TOT	1st	2nd	TOT	1st	2nd	TOT	1st	2nd	TOT	1st	2nd	TOT
MIC	36	44	80														
NEB	34	35	69														

Technical Fouls: Allen 1st 8:13

Official Basketball Box Score - Final
Nebraska at Ohio State
12/30/20 Value City Arena, Columbus, OH
2020-21 Men's Basketball

Game Time: 6:30 PM
Game Duration: 1:55

Officials: Bo Borowski, Keith Kimble, Donnie Epley

Nebraska - 54

Record: 4-6 (0-3)

NO. Name	Min	FG		3P		FT		Rebounds		Fouls		TP	AS	TO	ST	Blocks		+/-
		M	A	M	A	M	A	OR	DR	PF	FD					BS	BA	
11 Lat Mayen	F 21:08	2-8	1-6	2-2	1-1	2-1	1-7	0-1	0-0	0-21								
24 Yvan Ouedraogo	F 21:08	1-3	0-0	2-4	3-2	5-1	4-4	0-1	0-1	2-16								
0 Teddy Allen	G 21:40	3-9	2-5	5-6	0-3	3-4	3-13	2-2	0-0	1-14								
2 Trey McGowens	G 25:32	2-5	1-2	1-2	1-0	1-1	1-6	0-3	1-0	1-25								
45 Dalano Banton	G 26:37	3-11	0-4	0-4	1-7	8-1	0-6	0-2	1-1	1-26								
35 Eduardo Andre	07:16	1-1	0-0	1-1	1-2	4-1	3-0	0-1	0-0	0-1								
10 Kobe Webster	20:39	1-8	0-5	0-0	2-2	2-0	2-1	1-1	0-0	0-32								
34 Thorir Thorbjarnarson	23:33	1-3	0-2	0-0	0-5	4-0	2-0	2-2	0-0	0-18								
4 Shamiel Stevenson	14:22	1-5	0-3	4-6	0-0	0-1	3-6	0-2	0-1	0-20								
14 Trevor Lakes	13:52	2-5	1-4	0-0	1-1	2-1	0-5	0-0	1-0	0-9								
3 Elijah Wood	04:13	0-2	0-2	0-0	0-0	0-0	0-0	0-0	0-0	0-2								
Team					5-0	5-0	0-0											
Totals		17-60	5-33	15-21	13-22	35-20	18-54	3-15	6-3	5-38								

Shooting By Period		
1st FG%	9-29	20.7%
3PT%	3-16	18.8%
FT%	6-9	66.7%
2nd FG%	11-31	35.5%
3PT%	2-17	11.8%
FT%	9-12	75%
GMFG%	17-60	28.3%
3PT%	5-33	15.2%
FT%	15-21	71.4%

Dead Ball Rebounds: 2, 1

Ohio State - 90

Record: 6-2 (3-2)

NO. Name	Min	FG		3P		FT		Rebounds		Fouls		TP	AS	TO	ST	Blocks		+/-
		M	A	M	A	M	A	OR	DR	PF	FD					BS	BA	
14 Justice Sueing	F 23:11	5-8	1-4	1-1	2-4	6-3	2-12	2-0	1-0	0-22								
25 Kyle Young	F 19:50	3-4	0-0	0-1	0-4	4-2	4-6	2-1	0-0	0-24								
32 E.J. Liddell	F 19:34	3-5	1-1	1-2	1-3	4-2	5-8	2-2	2-2	0-20								
4 Duane Washington Jr.	G 22:49	5-11	3-7	0-0	0-2	2-2	0-13	3-2	0-0	1-19								
13 C.J. Walker	G 21:36	1-5	0-1	2-2	0-2	2-1	1-4	3-0	0-0	0-22								
1 Jimmy Sotost	13:46	0-2	0-2	2-2	1-2	3-0	1-2	1-0	0-0	0-11								
23 Zed Key	13:42	5-5	0-0	4-6	1-3	4-2	4-14	0-1	0-0	1-14								
3 Eugene Brown III	21:33	0-5	0-3	0-0	2-4	6-1	0-0	0-0	1-0	0-13								
10 Justin Ahrens	19:54	6-10	0-0	0-2	2-2	0-0	0-18	0-1	1-0	0-27								
31 Seth Towns	14:58	2-5	1-4	6-6	0-2	3-3	3-11	3-1	0-0	0-13								
42 Harrison Hookfin	05:16	1-2	0-1	0-0	1-2	3-2	0-2	0-1	0-0	0-3								
40 Jansen Davidson Jr.	03:51	0-1	0-0	0-0	0-1	1-0	0-0	0-1	0-0	0-1								
Team					3-3	6-0	0-0											
Totals		31-63	12-32	16-20	11-34	45-18	20-90	16-10	3-5	3-38								

Shooting By Period		
1st FG%	14-32	43.8%
3PT%	4-14	28.6%
FT%	6-9	66.7%
2nd FG%	17-31	54.8%
3PT%	8-18	44.4%
FT%	10-11	90.9%
GMFG%	31-63	49.2%
3PT%	12-32	37.5%
FT%	15-20	80.0%

Dead Ball Rebounds: 2, 0

	NEB	OSU
Biggest lead	2 (1st 18:16)	41 (2nd 9:44)
Best Scoring Run	6 (2nd 6:55)	15 (1st 7:27)
Lead Changes	4	
Times Tied	5	
Time with Lead	02:23	32:28

Points from			Turnovers			Paint			Second Chance			Fast Breaks			Bench		
1st	2nd	TOT	1st	2nd	TOT	1st	2nd	TOT	1st	2nd	TOT	1st	2nd	TOT	1st	2nd	TOT
NEB	21	33	54</														



2020-21 Nebraska Men's Basketball Combined Team Statistics In Conference games

Game Records

Record	Overall	Home	Away	Neutral
ALL GAMES	0-3	0-1	0-2	0-0
CONFERENCE	0-3	0-1	0-2	0-0
NON-CONFERENCE	0-0	0-0	0-0	0-0

Score by Periods

Team	1st	2nd	OT	TOT
Nebraska	79	97	0	176
Opponents	99	138	0	237

Team Box Score

No.	Player				Total		3-Point		F-Throw		Rebounds								PTS	AVG		
		GP-GS	MIN	AVG	FG-FGA	FG%	3FG-FGA	3FG%	FT-FTA	FT%	OFF	DEF	TOT	AVG	PF	DQ	A	TO			BLK	STL
0	ALLEN, Teddy	3-3	80:50	26.9	16-40	.400	8-20	.400	9-13	.692	1	9	10	3.3	11	1	3	7	0	1	49	16.3
45	BANTON, Dalano	3-3	96:13	32.1	15-39	.385	4-11	.364	4-6	.667	2	19	21	7.0	3	0	7	6	1	3	38	12.7
2	MCGOWENS, Trey	3-3	83:22	27.8	8-23	.348	4-6	.667	11-17	.647	3	8	11	3.7	6	0	3	3	0	5	31	10.3
24	OUEDRAOGO, Yvan	3-3	75:02	25.0	7-11	.636	0-0	.000	2-7	.286	8	9	17	5.7	7	0	2	1	4	1	16	5.3
11	MAYEN, Lat	3-3	70:53	23.6	5-21	.238	1-14	.071	3-4	.750	2	5	7	2.3	6	0	0	4	5	3	14	4.7
14	LAKES, Trevor	3-0	42:35	14.2	3-10	.300	2-8	.250	0-0	.000	1	5	6	2.0	2	0	0	0	1	1	8	2.7
34	THORBJARNARSON, Thorir	3-0	66:44	22.2	2-9	.222	1-7	.143	1-2	.500	1	8	9	3.0	10	0	2	4	0	3	6	2.0
4	STEVENSON, Shamiel	3-0	19:56	6.6	1-6	.167	0-4	.000	4-6	.667	0	1	1	0.3	2	0	0	3	1	0	6	2.0
35	ANDRE, Eduardo	3-0	12:54	4.3	2-3	.667	0-0	.000	2-3	.667	1	2	3	1.0	4	0	0	2	0	0	6	2.0
10	WEBSTER, Kobe	3-0	46:49	15.6	1-14	.071	0-8	.000	0-0	.000	0	2	2	0.7	3	0	4	2	0	0	2	0.7
3	WOOD, Elijah	2-0	04:41	2.3	0-2	.000	0-2	.000	0-0	.000	0	0	0	0.0	0	0	0	0	0	1	0	0.0
Team											8	2	10									
Total		3	600		60-178	.337	20-80	.250	36-58	.621	27	70	97	32.3	54	1	21	32	12	18	176	58.7
Opponents		3	600		83-177	.469	29-85	.341	42-49	.857	25	103	128	42.7	46	0	46	36	8	9	237	79.0

Team Statistics

	NEBR	OPP
Scoring	176	237
Points per game	58.7	79.0
Scoring margin	-20.3	-
Field goals-att	60-178	83-177
Field goal pct	.337	.469
3 point fg-att	20-80	29-85
3-point FG pct	.250	.341
3-pt FG made per game	6.7	9.7
Free throws-att	36-58	42-49
Free throw pct	.621	.857
F-Throws made per game	12.0	14.0
Rebounds	97	128
Rebounds per game	32.3	42.7
Rebounding margin	-10.3	-
Assists	21	46
Assists per game	7.0	15.3
Turnovers	32	36
Turnovers per game	10.7	12.0
Turnover margin	+1.3	-
Assist/turnover ratio	0.7	1.3
Steals	18	9
Steals per game	6.0	3.0
Blocks	12	8
Blocks per game	4.0	2.7
Winning streak	0	-
Home win streak	0	-
Attendance	0	0
Home games-Avg/Game	1-0	2-0
Neutral site-Avg/Game	-	0-0

Team Results

Date	Opponent		Score	Att.
12/22/2020	at Wisconsin	L	53-67	0
12/25/2020	Michigan	L	69-80	0
12/30/2020	at Ohio St.	L	54-90	0



2020-21 Nebraska Men's Basketball Combined Team Statistics All games

Game Records

Record	Overall	Home	Away	Neutral
ALL GAMES	4-6	4-3	0-3	0-0
CONFERENCE	0-3	0-1	0-2	0-0
NON-CONFERENCE	4-3	4-2	0-1	0-0

Score by Periods

Team	1st	2nd	OT	TOT
Nebraska	364	383	0	747
Opponents	329	395	0	724

Team Box Score

No.	Player	Total			3-Point		F-Throw		Rebounds				Other Stats									
		GP-GS	MIN	AVG	FG-FGA	FG%	3FG-FGA	3FG%	FT-FTA	FT%	OFF	DEF	TOT	AVG	PF	DQ	A	TO	BLK	STL	PTS	AVG
0	ALLEN, Teddy	10-10	262:20	26.2	62-143	.434	21-62	.339	32-49	.653	18	32	50	5.0	25	1	13	22	1	20	177	17.7
45	BANTON, Dalano	10-10	296:46	29.7	46-105	.438	11-36	.306	31-43	.721	13	62	75	7.5	14	0	47	22	10	15	134	13.4
2	MCGOWENS, Trey	10-10	271:09	27.1	34-85	.400	12-29	.414	26-43	.605	7	32	39	3.9	26	1	13	19	1	13	106	10.6
10	WEBSTER, Kobe	10-0	200:50	20.1	29-70	.414	14-42	.333	8-12	.667	1	17	18	1.8	13	0	14	9	1	6	80	8.0
11	MAYEN, Lat	10-10	237:20	23.7	22-70	.314	12-48	.250	9-14	.643	14	34	48	4.8	25	0	9	16	7	5	65	6.5
4	STEVENSON, Shamiel	10-0	149:50	15.0	16-36	.444	1-14	.071	21-28	.750	6	16	22	2.2	20	0	7	14	2	6	54	5.4
24	OUEDRAOGO, Yvan	10-3	197:45	19.8	17-39	.436	0-0	.000	16-30	.533	27	30	57	5.7	22	0	6	5	9	4	50	5.0
14	LAKES, Trevor	4-0	68:36	17.2	7-15	.467	6-13	.462	0-1	.000	2	10	12	3.0	2	0	2	0	1	1	20	5.0
35	ANDRE, Eduardo	4-0	26:44	6.7	6-7	.857	0-0	.000	3-5	.600	2	5	7	1.8	7	0	1	2	2	0	15	3.8
34	THORBJARNARSON, Thorir	10-7	244:40	24.5	13-45	.289	6-28	.214	3-4	.750	7	29	36	3.6	19	0	14	12	0	10	35	3.5
3	WOOD, Elijah	6-0	29:60	5.0	3-11	.273	2-10	.200	0-0	.000	0	5	5	0.8	0	0	3	2	0	2	8	1.3
21	PIATKOWSKI, Jace	3-0	07:27	2.5	1-1	1.000	1-1	1.000	0-0	.000	1	0	1	0.3	0	0	0	0	0	0	3	1.0
44	PORTER, Bret	3-0	06:32	2.2	0-0	.000	0-0	.000	0-0	.000	0	1	1	0.3	1	0	0	1	1	0	0	0.0
Team											17	9	26					1				
Total		10	2000		256-627	.408	86-283	.304	149-229	.651	115	282	397	39.7	174	2	129	125	35	82	747	74.7
Opponents		10	2000		256-620	.413	90-279	.323	122-172	.709	107	299	406	40.6	193	4	142	149	30	55	724	72.4

Team Statistics

	NEBR	OPP
Scoring	747	724
Points per game	74.7	72.4
Scoring margin	+2.3	-
Field goals-att	256-627	256-620
Field goal pct	.408	.413
3 point fg-att	86-283	90-279
3-point FG pct	.304	.323
3-pt FG made per game	8.6	9.0
Free throws-att	149-229	122-172
Free throw pct	.651	.709
F-Throws made per game	14.9	12.2
Rebounds	397	406
Rebounds per game	39.7	40.6
Rebounding margin	-0.9	-
Assists	129	142
Assists per game	12.9	14.2
Turnovers	125	149
Turnovers per game	12.5	14.9
Turnover margin	+2.4	-
Assist/turnover ratio	1.0	1.0
Steals	82	55
Steals per game	8.2	5.5
Blocks	35	30
Blocks per game	3.5	3.0
Winning streak	0	-
Home win streak	0	-
Attendance	25	254
Home games-Avg/Game	7-4	3-85
Neutral site-Avg/Game	-	0-0

Team Results

Date	Opponent		Score	Att.
11/25/2020	McNeese	W	102-55	0
11/26/2020	Nevada	L	66-69	0
11/28/2020	North Dakota St.	W	79-57	0
12/01/2020	South Dakota	W	76-69	25
12/09/2020	Georgia Tech	L	64-75	0
12/11/2020	at Creighton	L	74-98	254
12/17/2020	Doane	W	110-64	0
12/22/2020	at Wisconsin	L	53-67	0
12/25/2020	Michigan	L	69-80	0
12/30/2020	at Ohio St.	L	54-90	0