

N NEBRASKA BASKETBALL

2019-20 GAME NOTES

After a week off, the Nebraska men's basketball team begins a two-game road trip this Saturday, Feb. 8, as the Huskers travel to Iowa City to take on the Iowa Hawkeyes.

Tipoff from Carver-Hawkeye Arena is slated for shortly after 5 p.m. (central) and will be carried on BTN with Kevin Kugler and Stephen Bardo on the call. The game can also be streamed via the web, smartphones, tablets and connected devices through the Fox Sports app.

Fans can follow all of the action across the state of Nebraska on the Learfield IMG College Husker Sports Network with Kent Pavelka and Jake Muhleisen on the call. The game will also be available on Huskers.com, the Huskers app and Tuneln radio. The pregame show begins one hour prior to tipoff.

Nebraska (7-15, 2-9 Big Ten) continues a stretch against three straight ranked opponents to begin the month of February with Saturday's matchup against the No. 17 Hawkeyes. The Huskers look to bounce back following a 76-64 loss to No. 24 Penn State on Feb. 1. In that game, the Nittany Lions used a 22-6 second-half spurt to break open a five-point contest. Penn State held Nebraska to 38 percent shooting and put four players in double figures.

For Nebraska, one of the highlights was the play of senior guard Haanif Cheatham, who finished with team highs in both scoring (15) and rebounding (eight) against the Nittany Lions. Cheatham, a fifth-year senior, is making the most of his lone season at Nebraska, averaging 12.4 ppg on 49 percent shooting. In two games last week, he averaged 16.0 points on 57 percent shooting and 5.0 rebounds per game.

Iowa (16-7, 7-5 Big Ten) was unable to slow down Purdue on Wednesday, falling 106-68 in West Lafayette. The Boilermakers used an early 17-0 run to take control and shot 63 percent from the field, including 19-of-34 from 3-point range. Junior forward Luka Garza led Iowa with 26 points, but was the only Hawkeye in double figures.

The Hawkeyes feature one of the nation's top big men in Garza, who was one of six Big Ten players on the final Wooden Award list this week. He enters Saturday's game leading the Big Ten in scoring (23.2 ppg) and ranking third in rebounding (10 rpg). In conference play, Garza is averaging 26.4 points and 9.8 rebounds per game.

Nebraska won the first meeting in Lincoln, 76-70, on Jan. 7, and look to beat a Hawkeye team that is 11-1 at home, including 10 straight wins.

GAME MATCHUP

NEBRASKA CORNHUSKERS

2019-20 Record: 7-15 (2-9 Big Ten)
Head coach: Fred Hoiberg
Record at Nebraska: 7-15 (1st year)
Career NCAA Record: 122-71 (6th year)

NO. 17/17 IOWA HAWKEYES

2019-20 Record: 16-7 (7-5 Big Ten)
Head coach: Fran McCaffery
Record at Iowa: 190-139 (10th year)
Career Record: 440-316 (23rd year)

BROADCAST INFO

Television: BTN
Play-by-play: Kevin Kugler
Analyst: Stephen Bardo
Online Broadcast: FOX Sports App
Radio: Learfield IMG College Husker Sports Network, including 590 AM (Omaha), 1400 AM (Lincoln) and 880 AM (Lexington)
Play-by-play: Kent Pavelka
Analyst: Jake Muhleisen
Online Radio: Available on Huskers.com, Huskers App, Tuneln.com/Huskers and Tuneln App.
SiriusXM (Internet): Ch. 974 XM: Ch. 384

PLAYER SPOTLIGHT

Junior guard Thorir Thorbjarnarson is shooting 46.3 percent from 3-point range, which would rank fourth in school history in 3-point percentage. In Big Ten play, Thorbjarnarson is the only player currently in the top five both in 3-point percentage and 3-pointers per game.



NEBRASKA VS. NO. 17 IOWA

23

GAME DETAILS

Date: Saturday, Feb. 8
Time: 5:01 p.m. (CT)
Location: Iowa City, Iowa
Arena: Carver-Hawkeye Arena

MEDIA INFO

TV: BTN
Online Video: FOX Sports App
Radio: Learfield IMG College
Internet Audio: Huskers.com
Huskers app/Tuneln

2019-20 SCHEDULE

Date	Opponent	TV/Internet	Result
Tues., Nov. 5	UC Riverside	BTN	L, 47-66
Sat., Nov. 9	Southern Utah	BTN+	L, 78-79 (2OT)
Fri., Nov. 15	South Dakota St.	BTN	W, 90-73
Fri., Nov. 22	Southern	BTN+	W, 93-86 (OT)

CAYMAN ISLANDS CLASSIC

Mon., Nov. 25	vs. Washington St.	FloHoops.com	W, 82-71
Tues., Nov. 26	vs. George Mason	FloHoops.com	L, 66-85
Wed., Nov. 27	vs. South Florida	FloHoops.com	W, 74-67

BIG/ACC CHALLENGE

Wed., Dec. 4	at Georgia Tech	ESPNU	L, 56-73
Sat., Dec. 7	at Creighton	FS1	L, 74-95
Fri., Dec. 13	at Indiana*	BTN	L, 90-96 (OT)
Sun., Dec. 15	Purdue*	BTN	W, 70-56
Sat., Dec. 21	North Dakota	BTN+	L, 74-75
Sun., Dec. 29	TAMU-Corpus Christi	BTN	W, 73-52
Fri., Jan. 3	Rutgers*	BTN	L, 62-79
Tues., Jan. 7	Iowa*	BTN	W, 76-70
Sat., Jan. 11	at Northwestern*	BTN	L, 57-62
Tues., Jan. 14	at No. 21 Ohio State*	FS1	L, 68-80
Sat., Jan. 18	Indiana*	BTN	L, 74-82
Tues., Jan. 21	at Wisconsin*	BTN	L, 68-82
Sat., Jan. 25	at No. 24 Rutgers*	BTN	L, 72-75
Tues., Jan. 28	Michigan*	ESPNU	L, 68-79
Sat., Feb. 1	No. 24 Penn State*	BTN	L, 64-76
Sat., Feb. 8	at No. 17 Iowa*	BTN	5 p.m.
Tues., Feb. 11	at No. 9 Maryland*	BTN	7:30 p.m.
Sat., Feb. 15	Wisconsin*	BTN	1:15 p.m.
Thurs., Feb. 20	Michigan State*	FS1	7:30 p.m.
Mon., Feb. 24	at Illinois*	BTN	7 p.m.
Thurs., Feb. 27	Ohio State*	ESPNU/2	8 p.m.
Sun., March 1	Northwestern*	BTN	3:15 p.m.
Thurs., March 5	at Michigan*	FS1	5:30 p.m.
Sun., March 8	at Minnesota*	BTN	Noon

Big Ten Tournament

Wed., March 11	at Big Ten First Round	BTN	TBA
Thurs., March 12	at Big Ten Second Round	BTN	TBA
Fri., March 13	at Big Ten Quarterfinals	BTN	TBA
Sat., March 14	at Big Ten Semifinals	CBS	TBA
Sun., March 15	at Big Ten Championship	CBS	2:30 p.m.

NCAA Tournament

March 17-April 6	NCAA Tournament	TBD	TBA
------------------	-----------------	-----	-----

Notes: *Big Ten Conference Game; All times listed are central and subject to change. Home games are in red and bold.

2019-20 ROSTER AT A GLANCE

No	Name	Pos.	Ht.	Wt.	Yr.	Hometown	GP/GS	MPG	PPG	RPG	APG
0	Akol Arop	F	6-6	200	Fr.	Omaha, Neb.	11/0	1.5	0.5	0.9	0.1
1	Kevin Cross	F	6-8	240	Fr.	Little Rock, Ark.	22/0	18.6	7.7	4.1	1.1
3	Cam Mack	G	6-2	175	So.	Austin, Texas	22/19	34.7	13.0	4.5	6.6
4	Shamiel Stevenson- #	G/F	6-6	245	Jr.	Toronto, Ontario, Canada	Will sit out 2019-20 season				
11	Dachon Burke Jr.	G	6-4	180	Jr.	Orange, N.J.	22/22	28.2	11.4	3.9	1.4
13	Derrick Walker - #	F	6-8	235	Jr.	Kansas City, Mo.	Will sit out 2019-20 season				
21	Jace Piatkowski	G	6-3	175	Fr.	Omaha, Neb.	Will redshirt in 2019-20				
22	Haanif Cheatham	G	6-5	194	Sr.	Fort Lauderdale, Fla.	22/22	32.4	12.4	3.9	1.4
23	Jervay Green	G	6-3	210	Jr.	Denver, Colo.	18/9	23.8	7.5	3.9	1.7
24	Yvan Ouedraogo	F	6-9	260	Fr.	Bordeaux, France	22/22	21.1	5.4	6.0	0.6
25	Matej Kavas	G	6-8	205	Sr.	Ljubljana, Slovenia	19/1	14.6	5.2	1.1	0.6
30	Charlie Easley	G	6-2	190	Fr.	Lincoln, Neb.	18/1	9.2	1.8	0.5	0.3
34	Thorir Thorbjarnarson	G	6-6	206	Jr.	Reykjavik, Iceland	22/14	27.0	8.9	4.7	1.1
44	Bret Porter	F	6-6	215	Fr.	Omaha, Neb.	Will redshirt in 2019-20				
45	Dalano Banton - #	G	6-8	195	So.	Toronto, Ontario, Canada	Will sit out 2019-20 season				

#Sitting out after transferring

2019-20 NUMERICAL ROSTER

No.	VL	Name	Pronunciation	Pos.	Ht.	Wt.	Yr.	Hometown	Previous School
0		Akol Arop	A-call uh-rope	F	6-6	200	Fr.	Omaha, Neb.	Creighton Prep HS
1		Kevin Cross		F	6-8	240	Fr.	Little Rock, Ark.	Mills University Studies HS
3		Cam Mack		G	6-2	175	So.	Austin, Texas	Salt Lake CC
4		Shamiel Stevenson	Sha-meal	G	6-6	245	Jr.	Toronto, Ontario, Canada	University of Nevada
11		Dachon Burke Jr.	DAY-shawn	G	6-4	180	Jr.	Orange, N.J.	Robert Morris
13		Derrick Walker		F	6-8	235	Jr.	Kansas City, Mo.	University of Tennessee
21		Jace Piatkowski	Pie-it-COW-ski	G	6-3	175	Fr.	Omaha, Neb.	Elkhorn South HS
22		Haanif Cheatham	Hah-NEEF CHEE-tum	G	6-5	194	Sr.	Fort Lauderdale, Fla.	Florida Gulf Coast University
23		Jervay Green		G	6-3	210	Jr.	Denver, Colo.	Western Nebraska CC
24		Yvan Ouedraogo	I-van WOO-drah-oh-goh	F	6-9	260	Fr.	Bordeaux, France	INSEP
25		Matej Kavaz	MAH-tey KAH-vahs	G	6-8	205	Sr.	Ljubljana, Slovenia	Seattle University
30		Charlie Easley		G	6-2	190	Fr.	Lincoln, Neb.	Pius X HS
34	**	Thorir Thorbjarnarson	Thor-EAR thorb-YAR-nar-son	G	6-6	206	Jr.	Reykjavik, Iceland	Menntaskólinn i Reykjavik
44		Bret Porter		F	6-6	215	Fr.	Omaha, Neb.	Millard North HS
45		Dalano Banton	duh-LAH-no BAN-ten	G	6-8	195	So.	Toronto, Ontario, Canada	Western Kentucky University

2019-20 COACHING STAFF

Name	Pronunciation	Title	Year at Nebraska	Alma Mater (Year)
Fred Hoiberg		Head Coach	First	Iowa State (1995)
Matt Abdelmassih	Abdel-massey	Assistant Coach	First	St. John's (2007)
Doc Sadler		Assistant Coach	First as Asst./Seventh	Arkansas (1982)
Armon Gates		Assistant Coach	Second	Kent State (2006)
Bobby Lutz	Lootz	Special Assistant to the Head Coach	First	UNC Charlotte (1980)
Tim Wilson		Basketball Strength Coach	Ninth	Nebraska (1981)
Matt Holt		Video Coordinator	Third	New Haven (2013)
Luca Virgilio	Vir-Jill-e-o	Director of Basketball Operations	First	Universita degli Studi di Roma Tre (2012)
Bertram "Buzzy" Caruthers		Director of Player Development	First	Hampton (2006)
Vince Fritz		Graduate Manager	Second	Missouri Southern (2018)
John Harris Jr.		Graduate Manager	First	Benedictine (2017)

TEAM COMPARISON

Nebraska Cornhuskers 2019-20 Team Statistics (Record: 7-15, 2-9)			Iowa Hawkeyes 2019-20 Team Statistics (Record: 16-7, 7-5)		
Category	Nebraska	OPP	Category	Minn.	OPP
SCORING	1514	1583	SCORING	1803	1648
Points per game	72.1	75.4	Points Per Game	78.4	71.7
Scoring margin	-3.3	-	Margin	+6.7	--
FIELD GOALS-ATT	546-1304	612-1402	FIELD GOALS-ATT	628-1397	604-1395
Field goal pct	.419	.437	Field Goal Percentage	.450	.433
3 POINT FG-ATT	180-532	170-548	3-POINT FG-ATT	185-530	179-555
3-point FG pct	.338	.310	3-Point FG Percentage	.349	.323
3-pt FG made per game	8.6	8.1	3-Point FG made per game	8.0	7.8
FREE THROWS-ATT	242-403	189-287	FREE THROWS-ATT	362-488	261-359
Free throw pct	.600	.659	Free Throw Percentage	.742	.727
F-Throws made per game	11.5	9.0	F-Throws made per game	15.7	11.3
REBOUNDS	743	959	REBOUNDS	874	793
Rebounds per game	35.4	45.7	Rebounds Per Game	38.0	34.5
Rebounding margin	-10.3	-	Rebounding Margin	+3.5	--
ASSISTS	304	300	ASSISTS	406	339
Assists per game	14.5	14.3	Assists Per Game	17.7	14.7
TURNOVERS	234	296	TURNOVERS	278	287
Turnovers per game	11.1	14.1	Turnovers Per Game	12.1	12.5
Turnover margin	+3.0	-	Turnover Margin	0.4	--
Assist/turnover ratio	1.3	1.0	Assist/Turnover Ratio	+1.5	1.2
STEALS	134	111	STEALS	146	140
Steals per game	6.4	5.3	Steals Per Game	6.3	6.1
BLOCKS	52	109	BLOCKS	85	83
Blocks per game	2.5	5.2	Blocks Per Game	3.7	3.6

NUMBERS TO KNOW

2.42 - Cam Mack's assist-to-turnover ratio, which is second in the conference. Saturday's game against the Hawkeyes features the players with the top two assist-to-turnover ratios in the Big Ten in Mack and Iowa's Connor McCaffery.

5 - The Penn State loss marked just the fifth time all season where Nebraska has had more turnovers than assists, including the only time in Big Ten play. The Huskers are fourth in the Big Ten in assist-to-turnover ratio (1.3-to-1), including first in conference games only (1.5-to-1).

7.7 - Kevin Cross has been one of the Big Ten's top scoring reserves this season. He ranks fifth among players who have exclusively come off the bench in 2019-20, and is the only freshman in the group. Cross ranks sixth among Big Ten true freshmen in scoring this season as of Feb 6.

No.	Name	School	PPG
1.	Micah Potter	Wisconsin	9.2
2.	Izaiah Brockington	Penn State	9.1
3.	Jacob Young	Rutgers	8.5
4.	Alan Griffin	Illinois	8.3
5.	Kevin Cross	Nebraska	7.7

Min 50 percent of games played; 0 starts

50 - Returning point total from last season, all by Thorir Thorbjarnarson. That is the lowest by any power conference team in the last decade.

PROBABLE STARTERS (BASED ON LAST GAME STARTERS)



#3 Cam Mack | G | So. | 6-2 | 175 | Austin, Texas

2019-20 Averages: PPG: 13.0 | RPG: 4.5 | APG: 6.6 | SPG: 1.1

Worth Noting: Ranks third in B1G in assists and second in assist-to-TO ratio...Five double-doubles, including four in Big Ten play...Was held scoreless in 22 minutes vs. Penn State...Totaled 19 points, nine assists and seven boards vs. Michigan...Finished with 20 points and nine assists vs. Indiana...Had 15 points and 10 assists vs. Iowa...Posted first triple-double in NU history with 11 points, 10 rebounds and 12 assists vs. Purdue...Scored a season-high 24 points vs. South Dakota State...Rated the top point guard & No. 3 overall recruit by JUCORecruiting.com in 2019...Averaged 19.1 ppg, 7.6 apg, 5.9 rpg and 2.4 spg at Salt Lake City CC...Totaled five 30-point games, including a 40-point outburst against Casper College.

Collegiate Career Bests: Pts: 24 | Reb: 10 (2x) | Ast: 12 | Stl: 3 (2x)

#11 Dachon Burke Jr. | G | Jr. | 6-4 | 180 | Orange, N.J.

2019-20 Averages: PPG: 11.4 | RPG: 3.9 | APG: 1.4 | SPG: 1.4

Worth Noting: Is second in B1G in steals...12 double-figure games, including a trio of 20-point efforts...Had 11 points and two steals vs. No. 24 Penn State...Finished with 20 points on 10-of-14 shooting and eight boards at Wisconsin...Totaled 18 points and seven caroms against Purdue...Led Nebraska with 25 points, including 4-of-8 from 3-point range, at Indiana...Sat out 2018-19 season after two years at Robert Morris... Was a second-team All-Northeast Conference pick in 2017-18, averaging 17.6 points, 5.8 rebounds and 2.1 steals per game...Fourth in the NEC in scoring and led the lead in steals as a sophomore...Prepped at Coastal Academy, where he averaged 17.2 points, 6.0 assists and 4.0 rebounds per game.

Collegiate Career Bests (including Robert Morris): Pts: 29 | Reb: 14 | Ast: 6 | Stl: 6

#34 Thorir Thorbjarnarson | G | Jr. | 6-6 | 206 | Reykjavik, Iceland

2019-20 Averages: PPG: 8.7 | RPG: 4.7 | APG: 1.1 | SPG: 1.1

Worth Noting: Ranks second in B1G in 3-point percentage (.463)...Chipped in 12 points and five boards against No. 24 Penn State...Matched career highs in points (17) and 3-pointers (five) while adding eight boards at No. 24 Rutgers...Finished with 13 points, nine rebounds and three steals vs. Indiana...Hit five 3-pointers as part of a 15-point night at No. 21 Ohio State...Finished with 17 points and nine rebounds vs. Iowa...Had 17 points at Indiana...Averaged 10 ppg playing for Iceland National Team at the Games of the Small States of Europe...Started seven times in 2019, including all five postseason games...Grabbed a career-high 10 rebounds against No. 24 Wisconsin in 2018-19...NU's first scholarship player from Iceland.

Collegiate Career Bests: Pts: 17 (2x) | Reb: 10 | Ast: 5 | Stl: 5

#22 Haanif Cheatham | G | Sr. | 6-5 | 194 | Fort Lauderdale, Fla.

2019-20 Averages: PPG: 12.3 | RPG: 3.7 | APG: 1.3

Worth Noting: Reached double figures 16 times...Led NU with 15 points and eight rebounds vs. No. 24 Penn State...Had 17 points on 7-of-11 shooting vs. Michigan...Had 21 points, six boards and three assists at Indiana...Recorded first career double-double with 14 points and 11 boards at Georgia Tech...Had a career-high 26-point effort vs. USF...Spent 2018-19 season at FGCU, averaging 13.2 ppg and 4.8 rpg before shoulder surgery...Spent two-plus seasons at Marquette where he started 63 games...Chosen as the team's best defender in 2015-16 and 2016-17...Averaged 11.8 ppg as a freshman to earn Big East All-Freshman team honors...Was a top-100 recruit at Pembroke Pines Charter High School, where he averaged 24.0 points, 5.0 rebounds and 3.0 assists per game.

Collegiate Career Bests (including Marquette/FGCU): Pts: 26 | Reb: 11 | Ast: 6 (3x) | Stl: 3 (4x)

#24 Yvan Ouedraogo | F | Fr. | 6-9 | 260 | Bordeaux, France

2019-20 Averages: PPG: 5.3 | RPG: 6.0

Worth Noting: Totaled six points and six boards in 20 minutes against No. 24 PSU...Grabbed eight boards at Wisconsin...Reached double figures with 10 points and five boards at No. 21 Ohio State...Recorded first career double-double with 11 points and 14 rebounds vs. TAMU-CC...Finished with nine points and 10 boards at Indiana...Grabbed 12 boards vs. South Dakota State...Top 150 recruit by 247Sports...Played for the French U-18 team at the European Championships, averaging 4.0 points and 3.6 rebounds despite being the second-youngest player on the roster...Attended the National Institute of Sport, Expertise and Performance (INSEP), the same program which produced Clint Capela, Boris Diaw and Tony Parker.

Collegiate Career Bests: Pts: 11 (2x) | Reb: 14 | Ast: 3 | Stl: 2 | Bl: 2

NATIONAL POLLS

AP TOP 25 (FEB. 3)

No	Team (1st)	Record	Points	Prev.
1	Baylor	19-1	1608	1
2	Gonzaga	23-1	1567	2
3	Kansas	18-3	1472	3
4	San Diego State	23-0	1447	4
5	Louisville	19-3	1352	6
6	Dayton	20-2	1271	7
7	Duke	18-3	1242	9
8	Florida State	18-3	1188	5
9	Maryland	17-4	999	15
10	Villanova	17-4	959	8
11	Auburn	19-2	926	17
12	Seton Hall	16-5	900	10
13	West Virginia	17-4	827	12
14	Oregon	18-5	758	11
15	Kentucky	16-5	660	13
16	Michigan State	16-6	624	14
17	Iowa	16-6	604	18
18	LSU	17-4	572	22
19	Butler	17-5	437	16
20	Illinois	16-6	373	19
21	Creighton	17-5	372	NR
22	Penn State	16-5	356	24
23	Arizona	15-6	164	NR
24	Colorado	17-5	134	20
25	Houston	17-5	85	21

Others receiving votes: Texas Tech 66, Marquette 31, Ohio State 19, Tulsa 19, Rhode Island 18, Northern Iowa 17, Wichita State 17, BYU 14, Rutgers 12, Stanford 7, Stephen F. Austin 3, Yale 1, Winthrop 1, Michigan 1, Virginia 1, Bowling Green 1

USA TODAY COACHES POLL (FEB. 3)

No	Team (1st)	Record	Points	Prev.
1	Baylor (20)	19-1	787	1
2	Gonzaga (12)	23-1	772	2
3	Kansas	18-3	718	3
4	San Diego State	23-0	710	4
5	Louisville	19-3	670	5
6	Dayton	20-2	637	7
7	Duke	18-3	615	8
8	Florida State	18-3	534	6
9	Maryland	17-4	509	15
10	Auburn	19-2	455	16
11	West Virginia	17-4	439	11
12	Villanova	17-4	411	10
13	Seton Hall	16-5	405	9
14	Michigan State	16-6	340	14
15	Oregon	18-5	337	12
16	Kentucky	16-5	322	13
17	Iowa	16-6	310	18
18	LSU	17-4	245	24
19	Butler	17-5	205	17
20	Penn State	16-5	201	23
21	Illinois	16-6	176	19
22	Creighton	17-5	158	NR
23	Arizona	15-6	125	NR
24	Colorado	17-5	92	21
25	Houston	17-5	61	20

Others receiving votes: Texas Tech 31; Rutgers 21; Wichita St. 20; Ohio St. 20; Marquette 18; Tulsa 12; Yale 10; St. Mary's 8; Rhode Island 8; Stanford 4; Northern Iowa 4; Wisconsin 3; Virginia 3; Indiana 2; Brigham Young 2.

BIG TEN STANDINGS/SCHEDULE (AS OF FEB. 6)

Team	B1G	Pct.	Overall	Pct.
Maryland	8-3	.727	18-4	.818
Illinois	8-3	.727	16-6	.727
Michigan State	8-4	.667	16-7	.696
Penn State	7-4	.636	17-5	.773
Iowa	7-5	.583	16-7	.696
Rutgers	7-5	.583	16-7	.696
Purdue	6-6	.500	13-10	.565
Wisconsin	6-6	.500	13-10	.565
Minnesota	6-6	.500	12-10	.545
Indiana	5-6	.455	15-7	.682
Ohio State	5-6	.455	15-7	.682
Michigan	4-7	.364	13-9	.591
Nebraska	2-9	.182	7-15	.318
Northwestern	1-10	.091	6-15	.286

SCHEDULE

Feb.

1	*Ohio State 68, Indiana 59 *Wisconsin 64, Michigan State 63 *Michigan 69, Rutgers 63 *Penn State 76, Nebraska 64 *Purdue 61, Northwestern 58		
2	*Iowa 72, Illinois 65		
4	*Maryland 56, Rutgers 51 *Ohio State 61, Michigan 58 *Penn State 75, Michigan State 70		
5	*Purdue 104, Iowa 68 *Minnesota 70, Wisconsin 52		
7	*Maryland at Illinois	7 p.m.	FS1
8	*Michigan State at Michigan *Purdue at Indiana *Minnesota at Penn State *Nebraska at Iowa	11 a.m. 1 p.m. 3 p.m. 5 p.m.	FOX ESPN BTN BTN
9	*Ohio State at Wisconsin *Northwestern at Rutgers	Noon 5:30 p.m.	CBS BTN
11	*Penn State at Purdue *Nebraska at Maryland *Michigan State at Illinois	5:30 p.m. 7:30 p.m. 8 p.m.	BTN BTN ESPN/2
12	*Rutgers at Ohio State *Michigan at Northwestern	6 p.m. 8 p.m.	BTN BTN

*-Conference game

IOWA PROBABLE STARTERS (based on last game)

No.	Name	Pos.	Yr.	Ht.	Wt.	G/GS	PPG	RPG	Other
1	Joe Toussaint	G	Fr.	6-0	185	23/12	6.7	2.1	1.9 apg
5	CJ Fredrick	G	RFr.	6-3	195	20/20	11.5	2.0	2.8 apg
30	Connor McCaffery	G	So.	6-5	205	23/23	6.0	4.6	3.7 apg
10	Joe Wieskamp	G	So.	6-6	210	23/23	14.8	6.1	1.7 apg
55	Luka Garza	C	Jr.	6-11	260	23/23	23.2	10.0	1.8 bpg

SCOUTING IOWA

Iowa comes into Saturday's game with a 16-7 record following Wednesday's loss at Purdue. In that game, Purdue raced out to a 61-36 lead and cruised to a 36-point win. The Boilermakers shot 63 percent and put five players in double figures. For Iowa, Luka Garza had 26 points on 10-17 shooting, but no other Iowa player had more than nine points. The Hawkeyes shot 42 percent, including 6-of-25 from 3-point range.

Iowa has been solid since consecutive road losses at Penn State and Nebraska to open 2020. Since then, Iowa is 6-2, including wins over Maryland, Wisconsin, Michigan and Illinois in that stretch. The Hawkeyes put together a solid non-conference campaign with wins over Texas Tech, Syracuse, Iowa State and Cincinnati, all of those away from Carver-Hawkeye Arena.

Iowa is an explosive offensive team, as the Hawkeyes lead the Big Ten in scoring offense at 78.2 points per game. The Hawkeyes are among the conference leaders in assists (17.7, second), assist-to-turnover ratio (1.5-to-1, first) and 3-point shooting (.349, second).

Garza is one of the frontrunners for Big Ten Player of the Year, as he leads the Big Ten in scoring 23.2 points per game and ranks third in rebounding. He has scored 20+ points in eight straight games dating back to Jan. 10. Sophomore Joe Wieskamp is at 14.8 points and 6.1 rebounds per game and leads the Hawkeyes with 46 3-pointers. Redshirt freshman CJ Frederick also averages double figures with 11.5 points per game and is shooting 48.3 percent from 3-point range.

SERIES HISTORY

The Hawkeyes lead the all-time series, 20-13 in a series that dates back to 1907. It is NU's third-oldest series against a Big Ten foe, as only NU's series with Minnesota and Wisconsin have been around longer. The teams had not met since 1976 before NU joined the Big Ten in 2011-12. Nebraska is 6-8 against the Hawkeyes since joining the Big Ten and the home team has won the last seven meetings dating back to 2016. The Huskers are just 2-16 all-time in Iowa City. Nebraska's last road win in the series was on Jan. 26, 2012, a 79-73 win in Carver-Hawkeye Arena, which was its first road win since joining the Big Ten.

Last Meeting: Cam Mack had his fourth double-double of the season, while Thorir Thorbjarnarson tied his career high with 17 points to lead Nebraska to a 76-70 victory over Iowa on Jan. 7.

Mack poured in 15 points and dished out 10 assists for Nebraska, as the Huskers put five players in double figures in posting their fourth straight win over the Hawkeyes in Lincoln.

In addition to Mack and Thorbjarnarson, who grabbed a team-high nine rebounds, Haanif Cheatham added 14 while Dachon Burke Jr. and Kevin Cross also netted double figures with 13 points and 11 points, respectively.

Nebraska led by as many as 12 in the first half, only to see Iowa take a 51-50 lead with 12:41 remaining. The Hawkeyes' lead would last just 38 seconds, as Cross sparked a significant run with six points in an 8-2 spurt, as Nebraska took a 58-53 lead with 7:25 left. Iowa chipped away, pulling even at 59-all after a Joe Wieskamp basket with 5:20 remaining, but Thorbjarnarson's two 3-pointers keyed an 8-2 run to push the lead to back to 67-61.

Wieskamp finished with a game-high 21 points, while Luka Garza added 16 points and 18 rebounds. The Huskers also limited Iowa to just 4-of-33 from 3-point range, while hitting 10 3-pointers.

LAST TIME OUT

Haanif Cheatham had 15 points and eight boards to lead three Huskers in double figures, but Nebraska could not sustain a strong start in a 76-64 loss to No. 24 Penn State on Feb. 1.

Nebraska raced out to an early 9-2 lead and hit its first five field goals, as Cheatham scored 10 of the Huskers' first 13 points, as Nebraska built a 13-7 lead. The Huskers led 20-18 after a Thorir Thorbjarnarson 3-pointer, but the Nittany Lions ran off nine straight points to take a 27-20 cushion.

The Huskers kept fighting, as Dachon Burke Jr. scored seven straight points as part of a 9-2 run, as the Huskers pulled within 31-30 with 4:21 left in the half. NU, which shot 38 percent in the first half, was within striking distance, as Thorbjarnarson's 3-point play with 46 seconds left in the half made it 38-33.

NEBRASKA-IOWA AT A GLANCE

- All-time: Iowa leads, 20-13
- In Lincoln: Nebraska leads, 10-6
At Pinnacle Bank Arena: Nebraska leads, 4-1
- In Iowa City: Iowa leads, 16-2
At Carver-Hawkeye Arena: Iowa leads, 6-1
- In Big Ten Conference games: Iowa leads, 8-6
- In Big Ten Tournament games: 0-0

Husker-Hawkeye Superlatives

- Most consecutive wins (year ended): Nebraska 2 (1941-42, 1956-70; 2019-20); Iowa 5 (2013-16)
- Most points scored: Nebraska, 98, at Lincoln, Neb., Jan. 27, 2018; Iowa, 91, at Lincoln, Neb., March 10, 2019
- Highest combined score: 184, Nebraska, 93, Iowa, 91, at Lincoln, Neb., March 10, 2019
- Biggest winning margin: Nebraska, 24, at Lincoln, Neb., Dec. 3, 1956; Iowa, 28, at Lincoln, Neb., Feb. 22, 2015

Big Ten era

Date	Site	Rankings	Result	Neb.	Iowa
1-26-12	A	-/-	W	79	73
2-29-12	H	-/-	L	53	62
2-23-13	H	-/-	W	64	60
3-9-13	A	-/-	L	60	74
12-31-13	A	-/22	L	57	67
1-5-15	A	-/-	L	59	70
2-22-15	H	-/-	L	46	74
1-5-16	A	-/19	L	66	77
1-5-17	H	-/-	W (2OT)	93	90
2-5-17	A	-/-	L	70	81
1-27-18	H	-/-	W	98	84
1-6-19	A	24/25	L	84	93
3-9-19	H	-/-	W (OT)	93	91
1-5-20	H	-/-	W	76	70

Penn State took control by scoring the first eight points of the second half and used a 22-6 spurt in the first 7:12 to build a 60-39 lead. Lamar Stevens and Mike Watkins combined for 13 of the Nittany Lions points

Stevens and Myreon Jones had 13 points each to lead four Nittany Lions in double figures, while Watkins had 11 points and a game-high 17 rebounds for the winners, who picked up their second win in 10 games in Lincoln.

In addition to Cheatham, Thorbjarnarson had 12 points, while Burke Jr. added 11 markers for the Huskers.

STORYLINES

- Nebraska is going for its first-ever season sweep of the Hawkeyes since joining the Big Ten in 2011-12, while a win on Saturday would also mark the Huskers' first-ever three-game win streak against Iowa in men's basketball. NU is just 2-16 all-time in Iowa City with the last win coming in 2012.

- Nebraska Head Coach Fred Hoiberg and Iowa Coach Fran McCaffery have squared off six times, including five times when Hoiberg coached at Iowa State, Hoiberg-coached teams are 5-1 in those matchups.

- Iowa is the Huskers' fourth ranked opponent this season, as NU looks to snap a four-game losing streak against ranked foes dating back to last season's Big Ten Tournament. All-time Nebraska is 2-13 against teams ranked No. 17 in the AP poll with the wins coming against Iowa State (1957) and Marquette (1958). In all, Nebraska is in the middle of a stretch of five ranked opponents in six games (Penn State, at Iowa, at Maryland, Michigan State, at Illinois).

- Saturday's matchup features the two top 3-point shooters in the Big Ten in Iowa's C.J. Frederick (1st, .482) and Nebraska's Thorir Thorbjarnarson (2nd, .463).

- ESPN's BPI has Nebraska with the second-hardest strength of schedule remaining as of Feb. 6. In fact, the top eight toughest schedules are from the Big Ten.

- Senior Haanif Cheatham comes into the Iowa game after putting together two of his best Big Ten performances last week. In NU's games against Michigan and No. 24 Penn State, the senior guard averaged 16.0 ppg on 57 percent shooting and 5.0 rpg. Saturday's game will be his 95th career start at the college level.

- Cam Mack enters Saturday's game needing just five assists to be the fourth player in school history with 150 assists in a season (Brian Carr-3x; Charles Richardson Jr. and Tyronn Lue).

- With 188 3-pointers this year, the Huskers are just six 3-pointers away from cracking the top-10 list for most 3-pointers in a season. NU is also just 12 3-pointers from reaching 200 in a season for the 10th time in school history.

- Nebraska is in a stretch where it will play 14 straight games against teams currently ranked in the top 50 of the NET. In all, 12 of the 14 Big Ten teams are ranked in the top 55 of the NET as of Feb. 6.

- Nebraska enters Saturday's game leading in the Big Ten in turnover margin with +3.0 per game. The Huskers are second in the Big Ten in forcing turnovers (14.2 per game) and second in taking care of the basketball (11.2 per game). NU is 24th nationally in fewest turnovers per game as of Feb. 6. During his tenure at Iowa State, Hoiberg's teams ranked in the top three in the Big 12 in fewest turnovers per game in four of his five seasons at the school.

- Despite being undersized and having just one player who had played in a Big Ten game entering the season, Nebraska's play in Big Ten action is starting to resemble the team's that Coach Hoiberg had at Iowa State, especially with ball movement and limiting turnovers. In Big Ten games, NU is in the top three in six offensive categories entering the weekend, including assist-to-turnover ratio and 3-point shooting.

Big Strides in Conference Play

Category	2019-20 (BIG)	2018-19 (BIG)	Times ISU Led Big 12 Under Hoiberg
3-Pt./GM	9.3 (1st)	6.8 (8th)	(3) 2011-12; 2012-13; 2014-15
3-Pt. Pct.	.348 (3rd)	.322 (9th)	(2) 2011-12; 2012-13
Asst/GM	15.5 (3rd)	11.7 (10th)	(2) 2013-14; 2014-15
Asst-to-TO Ratio	1.5-to-1 (1st)	1.2-to-1 (5th)	(2) 2013-14; 2014-15
Turnover Margin	+2.9 (2nd)	+2.0 (4th)	(0) None
Turnovers/Gm	10.1 (2nd)	9.6 (3rd)	(1) 2014-15

as of Feb. 6

- Nebraska has relied on its balance during the 2019-20 season. NU has put at least four players in double figures 15 times in the first 22 contests. The Huskers put five players in double figures three times, most recently against Iowa on Jan. 7. The Huskers currently have three players averaging double figures overall, including four in conference games.

- It is not surprising that Nebraska has relied on its 3-point shooting, as Hoiberg's Iowa State teams led the Big 12 in 3-pointers in four of his five seasons at the school. The Huskers, who are second in the Big Ten in 3-pointers per game, are on pace to average 8.6 3-pointers per game, a total which would rank second in school history and be the most since the 2001-02 campaign.

Most 3-Pointers/Game in School History

No.	School	Games	3-Pointers/Game
1.	2001-02	28	9.54
-	2019-20	22	8.54
2.	2006-07	31	7.87
3.	2018-19	36	7.50

WORTH NOTING

- Nebraska suffered its first loss to Penn State at Pinnacle Bank Arena, as the Huskers had been 5-0 against the Nittany Lions since PBA opened in 2013.
- Charlie Easley earned his first career start, as NU used its fifth different starting lineup of the season.
- Thorir Thorbarjarnarson finished with 12 points, his fifth double-figure outing in the last six games, and his 10th of the season.
- Matej Kavas saw his first action in four games and scored eight points in eight minutes, going 3-of-4 from the field, including 2-of-3 from the 3-point line. Kavas' eight points were his first points since he scored nine points at Northwestern on Jan. 11.

LEARFIELD IMG COLLEGE HUSKER SPORTS NETWORK

Kent Pavelka

- Is in his 33rd season of calling Husker basketball
- Called NU basketball for two stretches from 1974-1996 before returning to play-by-play duties in 2006-07
- Called his 1,000th Husker basketball game in 2018-19
- Six-time Nebraska Sportcaster of the Year who was inducted into the Nebraska Broadcasters Hall of Fame in 2019

Jake Muhleisen

- Is in his second season as full-time color analyst after filling in part time for several seasons
- Four-year starter at Nebraska from 2002-05
- Three-year team captain during his career

Ben McLaughlin

- Co-hosts Sports Nightly and works on the HSN football and baseball broadcasts

2019-20 Network Affiliates

City	Station	Location
Ainsworth	KBRB	1400 AM
Alliance	KCOW	1400 AM
Beatrice	KWBE	1450 AM
Broken Bow	KBBN	95.3 FM
Chadron	KCSR	610 AM
Columbus	KJSK	900 AM
Fairbury	KGMT	1310 AM
Falls City	KTNC	1230 AM
Fremont	KFMT	105.5 FM
Grand Island	KRGI	1430 AM
Hastings	KHAS	1230 AM
Holdrege	KUVR	1380 AM
Kearney	KGFV	1340 AM
Lexington	KRVN	880 AM
Lincoln	KLIN	1400 AM
McCook	KSWN	93.9 AM
Nebraska City	KNCY	1600 AM
Nebraska City	KBIE	103.1 FM
Norfolk	KNEN	94.7 FM
North Platte	KODY	1240 AM
North Platte	KXNP	106.1 FM
O'Neill	KRBX	102.9 FM
Omaha	KXSP	590 AM
Scottsbluff	KNEB	960 AM
Sidney	KSID	1340 AM
Superior	KRFS	1600 AM
Superior	KRFS	103.9 FM
Valentine	KVSH	940 AM

Nationwide

- Huskers.com and Huskers App
- Tuneln.com/Huskers and Tuneln App
- SiriusXM Satellite Radio

QUICK FACTS

University of Nebraska Information

Location Lincoln, Neb.
 Founded 1869
 Enrollment 25,332
 Nickname Cornhuskers, Huskers
 Colors Scarlet & Cream
 Affiliation NCAA Division I
 Conference Big Ten Conference
 Home Arena Pinnacle Bank Arena
 Capacity/Year Opened 15,000/2013
 Chancellor Ronnie Green
 Faculty Rep. Josephine Potuto, J.D.
 Athletics Director Bill Moos
 Deputy A.D./Chief of Staff John Johnson
 Athletic Dept. Phone (402) 472-4224
 Assistant A.D./Ticketing Holly Adam
 Ticket Office Phone (402) 472-3111 or 1-800-8BIGRED
 Website Huskers.com

Basketball History

First year of basketball 1896-97
 Regular-season conference titles (last) 7 (1950)
 Postseason conference titles (last) 1 (1994)
 All-time postseason appearances 26
 All-time postseason record 24-25
 NCAA Appearances (last) 7 (2014)
 NIT Appearances (last) 19 (2019)

Basketball Staff

Head Coach Fred Hoiberg
 Alma Mater (Year) Iowa State (1995)
 Record at Nebraska 7-15 (1st season)
 Overall NCAA Coaching Record 122-71 (6th season)
 Assistant Coaches Matt Abdelmassih (1st season)
 Armon Gates (2nd season)
 Doc Sadler (1st season as asst./7th season overall)
 Special Assistant to the Head Coach Bobby Lutz (1st season)
 Strength Coach Tim Wilson
 Graduate Managers Vince Fritz and Jon Harris Jr.
 Director of Operations Luca Virgilio
 Asst. Director of Operations Sheryl Burbach
 Video Coordinator Matt Holt
 Director of Player Development Buzzy Caruthers
 Assistant Athletic Trainer R.J. Pietig
 Equipment Manager Pat Norris

2019-20 Team Information

2018-19 Record 19-17 (13-5 H, 2-10 A, 4-2 N)
 Big Ten Record (Finish) 6-14 (13th)
 Big Ten Championship 2-1, def. Rutgers, 68-61
 def. Maryland, 69-61; lost to Wisconsin, 62-66
 Postseason NIT 1-1; def. Butler, 80-76; lost at TCU, 72-88
 Starters Returning/Lost 0/5
 Lettermen Returning/Lost 1/11
 Scholarship Newcomers 11

Communications Contact

Sr. Assoc. Director/MBB Contact Shamus McKnight
 Office Phone (402) 472-777
 Cell Phone (402) 540-0268
 E-Mail smcknight@huskers.com
 Press Row Phone (402) 904-5925
 Communications Mailing Address
 One Memorial Stadium, P.O. Box 880123,
 800 Stadium Drive, Lincoln, NE 68588-0123

• Cam Mack has made an impact in his first season at Nebraska. He is 15th nationally with 6.6 assists per game, which is on pace to be the most by a Husker since the 1984-85 season, and ranks 37th nationally with his 2.42-to-1 assist-to-turnover ratio. Mack's assist-to-turnover ratio is on pace to be one of the best in school history.

Best Assist/Turnover Ratios (Since 1979)

No.	Ratio	Player	Asst.-TO	Year
1.	3.05	Brian Carr	201-66	1985-86
2.	2.73	Jamar Johnson	123-45	1993-94
3.	2.58	Brian Carr	237-92	1984-85
4.	2.54	Jack Moore	109-43	1981-82
5.	2.52	Charles Richardson Jr.	179-71	2006-07
-	2.42	Cam Mack	142-57	2019-20

min. 3.0 assists/gm

• Cam Mack is the only Husker in the last 30 years to have multiple points-assists double-doubles in the same season as he has four this season, including three in Big Ten play. From 1989-90 to the end of the 2018-19 season, it had happened just five times. Mack's consecutive points-assists double-doubles against Indiana and Purdue were the first since Brian Carr in December of 1985 (vs. UC-Irvine and Creighton).

Husker Points/Assists Double-Doubles (Last 30 years)

No.	Pts.	Asst.	Opponent
Cam Mack	15	10	vs. Iowa, 1/7/20
Cam Mack	11	12	vs. Purdue, 12/13/19
Cam Mack	15	10	at Indiana, 12/13/19
Cam Mack	13	11	vs. Southern Utah, 11/11/19
Glynn Watson Jr.	10	10	vs. Cal State Fullerton, 12/20/18
Lance Jeter	10	10	vs. Kansas, 2/5/11
Lance Jeter	12	12	at Kansas State, 2/7/10
Sek Henry	11	11	at TCU, 11/21/09
Tom Wald	11	11	vs. Appalachian State, 12/31/94

• Freshman Yvan Ouedraogo leads the Huskers in rebounding at 6.0 per game, which would be the highest season average by a Husker freshman in 15 years (Aleks Maric, 6.3 rpg in 2004-05). Ouedraogo's 14 rebounds vs. Texas A&M-Corpus Christi on Dec. 29 were the most by a Husker freshman since 2004 (15, Maric vs. UAB) and tied for the third-highest total by a Husker freshman in the last 20 years.

• Freshman guard Charlie Easley was put on scholarship for the spring semester. Easley has played in 18 games as a backup guard, including all 11 Big Ten contests, and has played double-figure minutes in eight of the Huskers' last nine contests. Easley had eight points against Indiana on Jan. 18 and seven points in the loss to No. 24 Rutgers on Jan. 25.

• Nebraska returned a national-low 1.9 percent of its scoring from last season and the 50 returning points is the lowest by any power conference team since 2009 according to noted statistician Ken Pomeroy.

Fewest Returning PPG from 2018-19

No.	School	Returning PPG	Pct. of Scoring
1	Nebraska	2.0 PPG	1.9%
2.	Tulane	10.8 PPG	12.2%
3.	South Dakota St.	15.8 PPG	16.9%
4.	Virginia Tech	13.3 PPG	18.1%
5.	Washington	13.9 PPG	19.8%

Courtesy: Virginia Tech SID office

SETTING A FAST PACE

Not only are the Huskers adjusting to a whole new roster, but playing at a significantly faster pace than in previous years. The Huskers are 11th nationally in offensive tempo, as their average possession is 15.3 seconds per possession as of Feb. 6.

• The only power conference school that plays at a faster pace is Alabama, which is sixth as of Feb. 5. Penn State is the only other Big Ten team in the top 50 in offensive pace.

• Of the top 25 teams in terms of pace nationally, Nebraska is second only to Gonzaga in lowest turnover rate as of Feb. 5. Nebraska, Gonzaga, St. John's and Green Bay are the only teams nationally to currently rank in the top-25 in both offensive pace and turnover percentage.

• In his five full seasons as a college coach, Hoiberg's teams have ranked in the top 20 in offensive tempo four times, including top-10 rankings in both 2014 and 2015.

• Hoiberg's first Iowa State team in 2010-11 jumped from 67th to 20th nationally in offensive pace and ranked in the top 40 nationally in adjusted tempo in four of his five seasons in Ames, including top-15 nationally in his last two campaigns.

• In the KenPom era (1997-present), only one Husker team has ranked among the top 100 nationally in adjusted tempo - the 1999-2000 Huskers under Danny Nee. The Huskers' quickest offensive tempo in the last decade was in 2017-18 when the Huskers were 140th in offensive tempo.

PACE UNDER HOIBERG

Year	Avg. Poss. Length	NCAA Rank
2010-11	15.9	20th
2011-12	16.9	62nd
2012-13	15.8	12th
2013-14	15.2	8th
2014-15	14.6	2nd
2019-20	15.3	11th

as of Feb. 6

MACK DELIVERS AS HUSKERS' LEAD GUARD

Junior college transfer Cam Mack was the cornerstone of the Huskers' recruiting class, and has lived up to the billing in his first season at Nebraska. Mack was the No. 3 JUCO recruit in the country last year at Salt Lake CC and has been one of the Big Ten's top newcomers.

Mack, who was listed as the top JC point guard recruit in the country, enters the Iowa contest averaging 13.0 points per game while leading the Huskers in assists (6.6) and assist-to-turnover ratio (2.4-to-1).

- He is third in the Big Ten in assists per game and second in assist-to-turnover ratio as of Feb. 6.
- Mack is second nationally with four games with at least 10 points and 10 assists. In fact, only 14 players in Division I have at least three double-doubles with points and assists this season as of Feb. 6.
- His 6.6 assists per game is on pace to rank third in school history, trailing only Brian Carr, who averaged 7.9 assists per game in 1984-85 and 6.7 assists per game in 1985-86.
- Mack has been even better in Big Ten play, leading the conference in assists (7.5 apg) and ranking third in assist-to-turnover ratio (2.8-to-1) in conference games only. He has four of his five double-doubles in Big Ten action. He is also tied for first in Big Ten action in 3-pointers per game (2.3).
- He recorded the first triple-double in program history against Purdue on Dec. 15 with 11 points, 10 rebounds and 12 assists, setting season bests in both rebounds and assists in NU's 70-54 win.
- He's reached double figures 19 times, including a season-high 24-point performance against South Dakota State on Nov. 15 and a 20-point, nine-assist effort against Indiana on Jan. 18.
- Mack ranks sixth on NU's single-season assist list with 142 and needs just seven assists to climb into the top five.
- He shined against Michigan on Jan. 28 with 19 points, including a season-high five 3-pointers, nine assists and seven rebounds.

• Mack nearly led the Huskers to a comeback win at No. 24 Rutgers on Jan. 25, scoring 16 of his 19 points in the second half as Nebraska rallied back from 14 points down to take the lead before falling 75-72.

• Last season at Salt Lake CC, Mack averaged 19.1 points, 7.6 assists and 5.9 rebounds per game, ranking fifth nationally in assists per game. He totaled nine double-doubles and three triple-doubles as a freshman and dished out 10-or-more assists nine times.

CHEATHAM MAKES IMPACT ON BOTH ENDS

Fifth-year senior Haanif Cheatham has been one of the leaders for a young Husker team. The guard from Fort Lauderdale, Fla., has made 102 career appearances, including 94 starts during a career which has seen him play at Marquette and Florida Gulf Coast before coming to Nebraska.

- After a slow start, Cheatham has been one of NU's most consistent offensive threats, ranking second on the team in scoring (12.4 ppg) and field goal percentage (.488) and third in assists (1.4 apg). He has been in double figures 16 times, including a pair of 20-point contests
- Over the last 18 games, he is averaging 13.7 points per game while shooting 49 percent from the field and 38 percent from 3-point range.
- Since Nov. 22, he has scored nine-or-more points in 17 of the last 18 contests, highlighted by a 21-point, six-rebound performance at Indiana on Dec. 13.
- He went over 1,000 career points with a 17-point performance against Texas A&M-Corpus Christi on Dec. 29.
- Cheatham posted his first career double-double with 14 points and a career-high 11 rebounds at Georgia Tech on Dec. 4.
- He was in double figures all three games of the Cayman Islands Classic, averaging 19.0 ppg including a career-best 26-point effort against South Florida to garner all-tournament honors.

A former top-100 recruit out of high school, he was named Marquette's top defensive performer in each of his two full seasons at Marquette.

THOR EMERGES AS SCORING THREAT

Junior Thorir Thorbjarnarson emerged as a vital part of the Huskers' offensive attack and one of the most improved players in the Big Ten. On the season, the 6-foot-6 guard is fourth on the team in scoring at 8.9 ppg, while shooting 51 percent from the field and 46 percent from 3-point range.

- Thorbjarnarson is second in the Big Ten in 3-point percentage (.463) after shooting just 21.4 percent from 3-point range in his first two seasons. He is now 14th in the Big Ten in 3-pointers per game (1.7).
- In conference play, he is averaging 12.2 ppg while leading the Huskers in rebounding (5.9), field goal percentage (.522) and 3-point percentage (.463). Thorbjarnarson is also second in steals (1.0 spg) and assists (1.7 apg).
- He is tied for first in 3-pointers per game (2.3) and fourth in 3-point percentage (.463) in conference play.

ASSISTS PER GAME

No.	Name	APG
1.	Brian Carr (1985)	7.90
2.	Brian Carr (1986)	6.70
-	Cam Mack (2020)	6.59
3.	Charles Richardson Jr. (2007)	5.77

PTS/AST DOUBLE-DOUBLES

No.	Name	School	10+
1.	Kameron Langley	N. Carolina A&T	5
2.	Cam Mack	Nebraska	4
	Charlie Moore	DePaul	4
	Cameron Parker	Sacred Heart	4
	Jason Preston	Ohio	4

as of Feb. 6

NU SINGLE-SEASON ASSIST CHART

No.	Name	Asst.
4.	Brian Carr (1987)	166
5.	Tyronn Lue (1998)	152
6.	Cam Mack (2020)	145
	Lance Jeter (2011)	145
	Jack Moore (1980)	145

TOP-10 PINNACLE BANK ARENA CROWDS

No.	Attend.	Opponent	Date
1.	15,998	Wisconsin	March 9, 2014
2.	15,991	Penn State	Feb. 25, 2018
3.	15,987	Tennessee-Martin	Nov. 28, 2014
4.	15,978	Northwestern	March 1, 2014
5.	15,952	Iowa	Jan. 27, 2018
6.	15,950	Creighton	Dec. 8, 2018
7.	15,949	Arkansas State	Dec. 14, 2013
8.	15,946	South Dakota State	Nov. 15, 2019
9.	15,945	Minnesota	Jan. 26, 2014
10.	15,933	Iowa	Feb. 22, 2015

RECORD AT PINNACLE BANK ARENA

Season	Wins	Losses	Pct.
2013-14	15	1	.938
2014-15	10	6	.625
2015-16	10	8	.556
2016-17	8	8	.500
2017-18	16	1	.941
2018-19	13	5	.722
2019-20	5	6	.417
Totals	77	36	.681

ROBY EARNS SECOND-ROUND SELECTION

Isaiah Roby ended Nebraska's NBA Draft drought, as he was selected in the second round by the Detroit Pistons (No. 45 overall) before his rights were traded to Dallas. It was the highest a Husker basketball player had been picked since Tyronn Lue went with the No. 23 pick in the 1998 NBA Draft.

HUSKERS IN THE PROS

NBA or NBA G League

Player (Years at NU)	Current Team	League
Isaiah Roby (2017-19)	Oklahoma City Thunder	NBA/G League
Andrew White III (2015-16)	Westchester Knicks	G League
Evan Taylor (2017-18)	Agua Caliente Clippers	G League
James Palmer Jr. (2018-19)	Agua Caliente Clippers	G League
Isaac Copeland Jr. (2018-19)	Texas Legends	G League

Overseas

Player (Years at NU)	Current Team	Country
Jason Dourisseau (2003-06)	Donar Groningen	Holland
Kris Douse (2007)	BC Mess	Luxembourg
Sek Henry (2007-10)	New Zealand Breakers	Australia
Ryan Anderson (2007-10)	Niagara River Lions	Canada
Christian Stanhardinger (2010-11)	San Migueal	Phillippines
Toney McCray (2009-12)	Club Doha	Qatar
Caleb Walker (2011-12)	Fos Provence	France
Jorge Brian Diaz (2010-12)	Quebradillas	Puerto Rico
Bo Spencer (2012)	Abejas	Mexico
Ray Gallegos (2010-14)	Laguneros	Mexico
Terran Petteway (2014-15)	Pistoria	Italy
Tarin Smith (2015)	Orzi Basket	Italy
Shavon Shields (2013-16)	Baskonia	Spain
Tai Webster (2014-17)	Galatasaray	Turkey
Jack McVeigh (2016-18)	Adelaide	Australia
Duby Okeke (2018)	Hestia Menorca	Spain
Anton Gill (2017-18)	Raales	Dominican Republic
Glynn Watson Jr. (2016-19)	Lavrio	Greece

EMERGENCE OF THOR

Category	First 7 Games	Last 13 Games
PPG	4.0	11.1
RPG	3.3	5.3
FG Pct.	.455	.518
3-Pt. Pct.	.417	.471

BIG TEN JUMP: 18-19 TO 19-20

No.	Player, School	Conf. Increase
1.	Luka Garza, Iowa	13.6
2.	Thorir Thorbjarnarson, Neb.	10.7
3.	Daniel Oturu, Minn.	10.0
4.	Eli Brooks, Mich.	9.9
5.	Myreon Jones, Penn State	9.8

as of Feb. 6

Big Ten Team Rankings (Feb. 6)

Category	Overall (Rk.)	B1G (Rk.)
Scoring Offense	71.7 (8)	69.9 (5)
Scoring Defense	75.4 (14)	76.1 (13)
Scoring Margin	-3.7 (14)	-6.2 (13)
Free Throw Pct.	.592 (14)	.614 (14)
Field Goal Pct.	.417 (13)	.407 (12)
Field Goal Pct. Def.	.437 (14)	.452 (14)
3-Point Pct.	.340 (6)	.348 (3)
3-Point Pct. Def	.314 (4)	.313 (6)
Rebounding Margin	-10.3 (14)	-11.1 (14)
Blocked Shots	2.4 (14)	1.5 (14)
Assists	14.4 (6)	15.5 (3)
Steals	6.5 (4)	6.1 (2)
Turnover Margin	+3.0 (1)	+2.9 (2)
Assist/Turnover Ratio	1.3 (4)	1.5 (1)
3-Pointers/Gm	8.5 (2)	9.3 (1)

Big Ten Individual Leaders (Feb. 6)

Category	Name	Overall (Rk.)	B1G (Rk.)
Scoring	Cheatham	12.4 (20)	12.1 (22)
	Burke	11.4 (23)	11.7 (23)
	Mack	13.0 (18)	13.2 (15)
	Thorbjarnarson	-	12.2 (20)
Rebounding	Ouedraogo	6.0 (17)	5.7 (18)
	Thorbjarnarson	-	5.9 (17)
Assists	Mack	6.6 (3)	7.5 (1)
FG PCT.	Thorbjarnarson	-	.522 (9)
3-Pt. Pct.	Thorbjarnarson	.463 (2)	.463 (4)
3-Pt/Gm	Burke	-	-
	Thorbjarnarson	1.7 (14)	2.3 (1)
	Mack	-	2.3 (1)
Steals	Mack	1.1 (13)	-
	Burke	1.4 (2)	1.3 (4)
Asst./To Ratio	Mack	2.4 (2)	2.8 (3)
Minutes	Mack	34.7 (2)	36.7 (6)
	Cheatham	32.3 (9)	-

HUSKERS TO PARTICIPATE IN 2020 MYRTLE BEACH INVITATIONAL

A potential old conference matchup could be on the horizon, as ESPN announced the field for the 2020 Myrtle Beach Invitational on Nov. 21.

The third-annual event is held in the HTC Center on the campus of Coastal Carolina and takes place Nov. 19, 20 and 22, 2020. The eight-team field for the event includes Charlotte (Conference USA), Dayton (Atlantic 10), Loyola (Missouri Valley), Missouri (Southeastern), Penn (Ivy), Pittsburgh (Atlantic Coast) and Utah State (Mountain West).

In all, four of the eight teams reached postseason play last season, including Utah State, Dayton and Loyola (Chicago) along with the Huskers.

The Huskers and Missouri have a long history that dates back to 1908. The teams have squared off 219 times over the years, but have not met since the Huskers joined the Big Ten in 2011. NU topped Dayton in the 2016 Wooden Legacy, while a potential matchup with Penn could be the first since the Quakers upset the Huskers in the 1994 NCAA Tournament.

NU has played Pitt just four times, but not since 2000, while the Huskers and Utah State have not played since 1978. Charlotte is the only team in the field the Huskers have not played.

- His 10.7 ppg increase in conference play from last season is the second-highest jump in the Big Ten, and he is one of three players who have increased their conference scoring average by at least 10 ppg this season.

- He has been on a roll as of late, reaching double figures 10 times in NU's last 15 games after not reaching double figures in his first 41 contests at Nebraska. Since Dec. 4, he has tied or set a career high in points five times, including 17 points at No. 24 Rutgers on Jan. 25.

- He nearly had a double-double in the win over Iowa, finishing with 17 points, including three 3-pointers, and a season-high nine rebounds. He tied his season high originally set at Indiana on Dec. 13.

- Thorbjarnarson played one of his best all-around games against Indiana on Jan. 18, finishing with 13 points, nine rebounds, three steals and three assists in 37 minutes of work.

BURKE SHOWS SCORING TOUCH

The other returnee from the 2018-19 season, Dachon Burke Jr. waited in the wings after transferring from Robert Morris. A 6-foot-4 guard, Burke has quickly shown the skills to flourish in Fred Hoiberg's attack, averaging 11.4 points, 3.9 rebounds per game and 1.4 steals per game.

- He leads NU and ranks second in the Big Ten in steals and paces the Huskers in blocked shots (14).

- Burke has three 20-point efforts this year, including a 25-point effort against Indiana on Dec. 13, a 21-point performance against South Florida on Nov. 27 and a 20-point, eight-rebound outing at Wisconsin on Jan. 21.

- He has nine games with at least two steals, including a five-steal effort against George Mason on Nov. 25.

Two years ago, Burke was one of the best players in the Northeast Conference, averaging 17.6 points per game while adding 5.8 rebounds and a conference-best 2.1 steals per contest to earn second-team all-conference recognition.

QUEDRAOGO IS YOUNGESTER WITH BIG ROLE

Freshman Yvan Ouedraogo became the first true freshman to start a season opener at Nebraska since 2013 and has been a mainstay of the Husker lineup.

- He is one of the youngest players in the country, as he won't turn 18 until after the 2020 Big Ten Tournament.

- Ouedraogo has started all 22 games for the Huskers, averaging 5.4 points and a team-high 6.0 rebounds per game in just over 21 minutes per game. He is third among Big Ten true freshmen in rebounding as of Feb. 6.

- He is on track to be the third freshman to lead NU in rebounding in a season, joining Aleks Maric (2005-06) and John Turek (2001-02), as his 131 rebounds already ranks 10th all-time among Husker freshmen.

- He reached double figures for the third time this season at Ohio State, finishing with 10 points and five boards.

- Ouedraogo picked up his first career double-double against Texas A&M-Corpus Christi on Dec. 29 with 11 points and 14 rebounds. His double-double was the first by a Husker freshman since Shavon Shields in 2013 and Ouedraogo became just the 10th NU freshman to ever record a double-double.

- His 10 rebounds against Indiana on Dec. 13 marked the second-highest rebounding total for a Husker freshman in his first conference game, trailing only Dave Hoppen in 1983. It is one of three double-figure rebounding efforts in 2019-20, as he also had 12 against South Dakota State on Nov. 15.

- His other double-figure effort was an 11-point performance against Southern on Nov. 22, including six in overtime.

- He is just the 11th true freshman and 13th freshman overall to start a season opener in the last 25 years at Nebraska, joining a group which includes 1,000-point scorers Tai Webster, Ryan Anderson, Cookie Belcher and Tyrone Lue.

- Ouedraogo played for the French U-18 squad at the 2019 European Championships in July, as France went 6-1 and finished fifth in the competition.

CROSS LIFTS BENCH PRODUCTION

Freshman Kevin Cross has been a key contributor for the Huskers. The 6-foot-8 freshman from Little Rock, Ark., has been Nebraska's sixth man in 2019-20, averaging 7.7 points and 4.1 rebounds per game.

- Cross is third on the team with 24 3-pointers and fifth in assists (24) while playing just 18.5 minutes per game. Because of the Huskers' lack of interior size, Cross has played center as a true freshman after being a forward during his high school career.

- He ranks sixth among Big Ten true freshman in scoring and fifth in rebounding as of Feb. 6, while also ranking fifth in 3-pointers (1.0 per game).

- Cross has reached double figures seven times, which is the most by a Husker since Glynn Watson (15) in 2015-16.

- Cross has flourished in recent action, averaging 10.8 points per game on 42 percent shooting over the Huskers' last four contests.

- He matched his conference high in points (17) and 3-pointers (three) while dishing out a pair of assists against Michigan on Jan. 28.

- Cross enjoyed one of his best efforts of the season at Wisconsin on Jan. 21, finishing with 17 points on 6-of-11 shooting in 20 minutes. He also had a season-best three steals against the Badgers.

- Against Iowa on Jan. 7, Cross had eight of his 11 points in the second half and added five rebounds.

- He played a complete game in the win over Washington State on Nov. 25, scoring 14 points, grabbing a season-high eight rebounds and blocking two shots in 27 minutes.

- Against Southern Utah on Nov. 9, Cross had a season-high 19 points, which is the most by a Husker freshman since the 2016-17 season. It was also the most by a Husker freshman since Shavon Shields also had 19 against Michigan State in 2013.

NU FRESHMAN REBOUNDING TOP-10

No.	Name	Asst.
6.	Shavon Shields (2013)	144
	Andre Smith (1978)	144
8.	Joe McCray (2005)	140
9.	Jorge Brian Diaz (2010)	133
10.	Yvan Ouedraogo (2020)	131

KAVAS IS ONE OF NATION'S TOP SHOOTERS

Senior transfer Matej Kavas comes to Nebraska with a reputation as one of the nation's top 3-point shooters. The 6-foot-8 guard is a career 43 percent shooter from 3-point range, and shot 40 percent or better in all three of his seasons at Seattle. Kavas' .432 career percentage ranks 10th among active Division I players as of Feb. 5.

- To put Kavas' shooting in perspective, Nebraska's career mark for career 3-point percentage is .432 by Brian Conklin (2001-04) and only five players in school history have shot 40 percent in their Husker career with a minimum of 100 3-pointers.
- Kavas had his best performance of the year against North Dakota on Dec. 21, hitting 4-of-5 3-pointers. It was the 18th time in his career he had 4-or-more 3-pointers in a game.
- As a sophomore at Seattle, Kavas led the WAC in both 3-point percentage (.464) and 3-pointers per game (2.8).
- Kavas' 195 career 3-pointers would rank third on NU's career list while his 91 3-pointers as a sophomore would top NU's single-season mark (Cary Cochran, 89, 2001-02).

FROM COLLEGE TO THE NBA AND BACK AGAIN

Nebraska's Fred Hoiberg is in an exclusive club, as he is one of just 10 current Division I coaches to coach in Division I and in the NBA. He spent three-plus seasons with the Chicago Bulls, guiding the Bulls to the NBA Playoffs in 2016. Hoiberg's 270 regular-season NBA games are the most of the 10 former NBA coaches in the collegiate ranks. Hoiberg also brings five years of NBA front office experience, as he worked with the Minnesota Timberwolves from 2005 to 2010.

Coach, School	NBA Head Coach, Years
Fred Hoiberg, Nebraska	Chicago, 2015-18
Larry Krystkowiak, Utah	Milwaukee, 2007-08
Terry Porter, Portland	Milwaukee, 2003-05; Phoenix 2008-09
Lon Kruger, Oklahoma	Atlanta, 2000-03
Eric Musselman, Arkansas	Golden State, 2002-04; Sacramento, 2006-07
Mike Dunlap, Loyola Marymount	Charlotte, 2012-13
Darrell Walker, Ark. Little Rock	Toronto, 1996-98; Washington, 1999-2000
John Calipari, Kentucky	New Jersey, 1996-99
Leonard Hamilton, Florida State	Washington, 2000-01
Lindsey Hunter, Miss. Valley State	Phoenix, 2013

HUSKER FAMILY TIES RUN DEEP FOR HOIBERG

While Fred Hoiberg grew up in Ames and played his high school (Ames High School) and college basketball (Iowa State) there, he was born in Lincoln and has numerous ties to the city and to the University of Nebraska.

- Fred's father (Eric) and mother (Karen) both earned their undergraduate degrees from Nebraska in 1966. In fact, Eric earned his undergraduate degree, Master's degree, and Ph.D. in sociology from the university.
- His maternal grandfather was former Husker basketball coach Jerry Bush. Known as the "Big Bear of the Coliseum," Bush guided NU from 1955 to 1963, and directed two of the greatest upsets ever – a 43-41 victory over top-ranked Kansas and Wilt Chamberlain, and a 55-48 victory over No. 4 Kansas State and Olympian Bob Boozer during the 1957-58 campaign.
- His paternal grandfather (Otto) received his Master's Degree and Ph.D from Nebraska. He joined the faculty of the University of Nebraska in 1948, where he taught sociology and served as director of the community development program in the University of Nebraska Extension Division.

YOU CAN GO HOME AGAIN: PART 2

Assistant Coach Doc Sadler brings a unique perspective to the Husker basketball staff, as he returns to Lincoln after serving as the head coach at Southern Miss for the last five seasons. Sadler helped Southern Miss improve its win total in each of the last four seasons, including a 20-13 mark and Conference USA semifinal appearance in 2018-19. Sadler returns to a program that he served as head coach for six seasons, guiding the Huskers to 101 wins and three postseason appearances in his six-year tenure.

It is rare for a coach to return to a program as an assistant coach, as the only other known example is Marty Wilson, who was the interim head coach at Pepperdine in 1996 before returning to the school as an assistant coach in 2008.

PINNACLE BANK ARENA SOLD OUT FOR 2019-20 SEASON

Since moving into Pinnacle Bank Arena in 2013-14, the Huskers have ranked in the top 15 in attendance nationally in each of the past six seasons. The streak will continue into 2019-20, as all available season tickets were sold out in August.

- Last season, Nebraska averaged 15,341 fans per home game to rank 10th nationally in attendance, matching the highest rank in school history.
- Nebraska is one of nine schools in the country to average 15,000+ fans per contest in each of the last six seasons, joining Kentucky, Syracuse, Louisville, North Carolina, Wisconsin, Indiana, Kansas and Creighton.
- The Big Ten Conference has led NCAA Basketball in attendance for 43 straight years, dating back to the 1976-77 season. Last season, Big Ten schools drew more than a combined three million fans for the fifth straight year.

Filling Up Pinnacle Bank Arena

Season	Average	NCAA Rank
2013-14 (1st year of PBA)	15,419	13th
2014-15	15,569	10th
2015-16	15,430	11th
2016-17	15,427	11th
2017-18	15,494	11th
2018-19	15,341	10th
2019-20	15,544	11th

HUSKERS POST PERFECT ITALIAN TRIP

The Huskers got a head start on the 2019-20 season by traveling to Italy for 10 days last August. NU visited Rome, Florence and Como during the trip while also going 4-0 against teams from Italy and Lithuania.

2019 Italian Summer Tour Results

Date	Opponent	Result
Aug. 5	Stella Azzurra Academy	W, 87-56
Aug. 7	Silute BC (Lithuania)	W, 83-58
Aug. 8	Silute BC (Lithuania)	W, 73-70
Aug. 12	Italian Select	W, 84-62

STEVENSON DENIED NCAA WAIVER

Nebraska Athletics announced Nov. 26 that men's basketball player Shamiel Stevenson was denied a waiver and will not be eligible to compete until the start of the 2020-21 season.

Stevenson, a junior guard/forward from Toronto, Canada, will have two full years of eligibility remaining. He joins fellow transfers Dalano Banton and Derrick Walker as being eligible for the start of the 2020-21 season.

Stevenson transferred to Nebraska in May of 2019 from Nevada after Head Coach Eric Musselman took the Arkansas head coaching position. Stevenson began his career at Pittsburgh, where he played as a freshman, as well as four games as a sophomore before transferring at the end of the 2018 fall semester. Stevenson averaged 8.0 points and 4.1 rebounds per game in 36 games at Pittsburgh, and did not play at Nevada.

TRANSFERS BRING MUCH-NEEDED EXPERIENCE

While Nebraska has only one player who has previously played at Nebraska (Thorir Thorbjarnarson), a good portion of the roster has Division I experience. The Huskers feature six transfers who have combined for more than 3,000 points at the Division I level. Dachon Burke Jr. is the only returnee in the group after he began his collegiate career at Robert Morris before sitting out the 2018-19 season at Nebraska.

Experienced Additions (Entering 2019-20)

Player	Last School	Pts	Reb	Asst.
Dalano Banton ^	Western Kentucky	105	92	65
Dachon Burke Jr.	Robert Morris	813	312	104
Haanif Cheatham	FGCU	842	296	170
Matej Kavas	Seattle	980	358	72
Shamiel Stevenson ^	Nevada	288	148	36
Derrick Walker^	Tennessee	92	107	16
Totals		3,120	1,313	463

^ - Will not be eligible until 2020-21

FAMILIAR FACES FOR HOIBERG ON HUSKER STAFF

One strength of the Husker coaching staff is a familiarity with each other, as three staff members had worked with Hoiberg as assistant coaches during his previous stint at Iowa State from 2010 to 2015. Matt Abdelmassih also worked under Hoiberg in the front office with the Minnesota Timberwolves, while Bobby Lutz was an assistant coach with the Windy City Bulls in the G League while Hoiberg coached the Chicago Bulls.

Previous Experience with Fred Hoiberg

Staff Member	Coaching Experience with Hoiberg
Matt Abdelmassih, Assistant Coach	Iowa State (2010-15)
Doc Sadler, Assistant Coach	Iowa State (2013-14)
Bobby Lutz, Special Asst.	Iowa State (2010-11)

NEBRASKA HEAD COACH FRED HOIBERG

AT NEBRASKA (2019-PRESENT)

• Hired as Nebraska's 28th men's basketball coach on March 30, 2019, a position his grandfather (Jerry Bush) held for nine seasons from 1954 to 1963.

CHICAGO BULLS (2015-18)

- Coached the Chicago Bulls for three-plus seasons, posting a 115-155 record.
- Became just the fifth coach in franchise history to post a winning record in his debut season.
- Took the Bulls to the 2017 NBA Playoffs where they won the first two games against the top-seeded Boston Celtics, as the Bulls were the first No. 8 seed to take a 2-0 lead against a No. 1 seed since 1993.
- Was the fifth coach in NBA history to have each of his first two career playoff victories come on the road.

IOWA STATE (2010-15)

- Served as head coach at his alma mater for five seasons, posting a 115-56 record, which is the top winning percentage in school history (.673).
- Led the Cyclones to four straight NCAA Tournament appearances - a program record - while his 115 wins were the most in a five-year stretch in school history.
- Guided Iowa State to back-to-back Big 12 Tournament titles in 2014 and 2015.
- Produced four All-Americans, 12 All-Big 12 honorees and 10 players who played in the NBA.
- Named Big 12 Coach of the Year in 2012, as the Cyclones went from three conference wins to 12 in one season.
- Won 28 games and reached the NCAA Sweet 16 in 2014.
- Led the Big 12 in scoring offense in two of his last four seasons and topped the conference in 3-pointers four times in five years.

MINNESOTA TIMBERWOLVES (2005-10)

- Served as Vice President of Basketball Operations in 2009-10, overseeing the day-to-day operations of basketball programs including college and pro scouting, salary cap management and NBA Draft preparations.
- Was the Assistant General Manager for three seasons, helping the Timberwolves orchestrate a draft-day trade for five-time all-star Kevin Love in 2008.

AS AN NBA PLAYER (1995-2005)

- Spent 10 years in the NBA with the Indiana Pacers (four seasons), Chicago Bulls (four seasons) and Minnesota Timberwolves (two seasons) after being selected in the second round of the 1995 NBA Draft.
- Was a member of three NBA Playoff Teams, including a Timberwolves team that reached the 2004 Western Conference Finals.
- Shot 40 percent from 3-point range during his career and led the NBA in 3-point shooting in his final season (48.3, 2004-05).
- Ended his NBA career abruptly at the age of 33 after undergoing open-heart surgery to repair an aneurysm in his aortic root.

IOWA STATE PLAYING CAREER (1991-95)

- Started all four seasons at Iowa State, averaging 15.8 points, 6.9 rebounds, 2.8 assists and 1.6 steals per game in his collegiate career.
- His No. 32 was retired by Iowa State in 1997 and Hoiberg is a member of the ISU Hall of Fame.
- Garnered third-team All-America honors as a senior in 1994-95, averaging 19.9 points per game to help the Cyclones win a then-school-record 23 games and was named Big Eight Co-Male Athlete of the Year in 1995.
- Two-time Academic All-American who was inducted into the CoSIDA Academic Hall of Fame in 2016.



FRED HOIBERG'S COLLEGIATE COACHING RECORD

Year	School	Overall Record	Pct.	Conf. Record	Pct	Conf. Finish	Postseason
2010-11	Iowa State	16-16	.500	3-13	.188	12th	None
2011-12	Iowa State	23-11	.676	12-6	.677	T-3rd	NCAA Third Round
2012-13	Iowa State	23-12	.657	11-7	.611	T-4th	NCAA Third Round
2013-14	Iowa State	28-8	.778	11-7	.611	T-3rd	NCAA Sweet 16
2014-15	Iowa State	25-9	.735	12-6	.677	T-2nd	NCAA Second Round
2019-20	Nebraska	7-15	.318	2-9	.182		
Totals		122-71	.632	51-48	.515	-	

2019-20 TELEVISION/RADIO ROSTER




0 | AKOL AROP
Fr. | F | 6-6 | 190




1 | KEVIN CROSS
Fr. | F | 6-8 | 240



3 | CAM MACK
So. | G | 6-2 | 175



4 | SHAMIEL STEVENSON
Jr. | G/F | 6-6 | 245



11 | DACHON BURKE JR.
Jr. | G | 6-4 | 180



13 | DERRICK WALKER
Jr. | F | 6-8 | 235



21 | JACE PIATKOWSKI
Jr. | G | 6-3 | 175



22 | HAANIF CHEATHAM
Sr. | G | 6-5 | 195



23 | JERVAY GREEN
Jr. | G | 6-3 | 210



24 | YVAN OUEDRAOGO
Fr. | F | 6-9 | 260



25 | MATEJ KAVAZ
Sr. | G | 6-8 | 200



30 | CHARLIE EASLEY
Fr. | G | 6-2 | 190



34 | THORIR THORBJARNARSON
Jr. | G | 6-6 | 206



44 | BRET PORTER
Fr. | F | 6-6 | 215



45 | DALANO BANTON
So. | G | 6-8 | 195



FRED HOIBERG
Head Coach



MATT ABDELMASSIH
Assistant Coach



ARMON GATES
Assistant Coach



DOC SADLER
Assistant Coach



BOBBY LUTZ
Special Assistant to the Head Coach



LUCA VIRGILIO
Director of Basketball Operations



TIM WILSON
Strength Coach



MATT HOLT
Video Coordinator



BUZZY CARUTHERS
Director of Player Development



R.J. PIETIG
Athletic Trainer



PAT NORRIS
Equipment Manager



SHERYL BURBACH
Assistant Director of Basketball Operations



JOHN HARRIS JR.
Graduate Manager



VINCE FRITZ
Graduate Manager

Nebraska Team

Ranked in the top 5 (AP Poll) Never Happened
 Ranked in the top 10 (AP Poll) March 1, 1966
 Ranked in the top 20 (AP Poll) Jan. 2, 1995
 Ranked in the top 25 (AP Poll) Dec. 31, 2018 (No. 24)
 Ranked in the top 25 (USA Today Coaches Poll) Dec. 31, 2018 (No. 23)

Played AP Poll No. 1 ranked team lost at No. 1 Indiana (47-76), 2/13/2013
 Defeated AP Poll No. 1 ranked team at No. 1 Missouri (67-51), 2/6/1982
 Played AP Poll No. 2 ranked team lost at No. 2 Michigan (47-62), 1/9/13
 Defeated AP Poll No. 2 ranked team vs. No. 2 Oklahoma State (85-69), 2/5/1992
 Played Team Ranked 1-5 by AP lost at No. 3 Michigan State (57-86), 12/3/2017
 Defeated Team Ranked 1-5 by AP vs. No. 3 Texas (70-67), 2/19/2011
 Played Team Ranked 6-10 by AP lost to No. 9 Michigan State (76-91), 3/5/2019
 Defeated Team Ranked 6-10 by AP vs. No. 9 Wisconsin (77-68), 3/9/2014
 Defeated Team Ranked 11-25 by AP vs. No. 21 Maryland (68-61), 3/14/2019
 Defeated Team Ranked 1-10 by AP on Road at No. 9 Michigan State (60-51), 2/16/2014
 Defeated Ranked Team by AP on Road vs. No. 25 Indiana (66-51), 1/14/2019

Scored 100 or more points 106; vs. Mississippi Valley State, 11/6/2018
 Scored 90 or more points 90; at Indiana, 12/13/2019
 Scored 80 or more points 90; at Indiana, 12/13/2019
 Scored less than 50 points 47; vs. UC Riverside, 11/5/2019
 Scored less than 40 points 38; at Oregon, 12/15/2012
 Shot 75% from the field750, vs. Nebraska-Omaha (42-56), 1/25/1988 \$
 Shot 70% from the field723; vs. UNC Wilmington (34-47), 12/5/1997
 Shot 60% from the field628; vs. Northwestern (27-43), 2/3/2015

Made 50 or more free throws Never Happened
 Made 40 or more free throws 43, vs. Texas (43-59), 1/3/1996 - \$
 Made 30 or more free throws 37; vs. UTSA (37-50), 12/20/2017
 Made 25 or more free throws 25; vs. Illinois (25-30), 12/2/2018
 Attempted 60 or more free throws 60, vs. Kansas State (36-60), 1/11/1954 - \$
 Attempted 50 or more free throws 50, vs. UTSA (37-50), 12/20/2017
 Attempted 40 or more free throws 50, vs. UTSA (37-50), 12/20/2017
 Attempted 30 or more free throws 37; Southern (19-37), 11/22/2019
 Shot 100% from the foul line (min 10 att.) 1.000; at Penn State (16-16), 1/19/2013
 Shot 95% from the foul line (min 10 att.) 1.000; at Penn State, (16-16), 1/19/2013
 Shot 90% from the foul line (min 10 att.)913; vs. Oklahoma State (21-23), 12/16/2018

Made 20 or more 3-pointers Never Happened
 Made 15 or more 3-pointers 15; vs. Mississippi Valley State (15-37), 11/6/2018
 Made 10 or more 3-pointers 11; at Rutgers (11-27), 1/24/2020
 Made 0 3-pointers 0; vs. Jacksonville State (0-5), 12/18/2012
 Held Opponent to 0 3-pointers 0; Southeastern Louisiana, 11/22/2015
 Attempted 40 or more 3-pointers Never Happened
 Attempted 30 or more 3-pointers 30; vs. Indiana (9-30), 1/18/2020
 Attempted 20 or more 3-pointers 21; vs. Penn State (8-21), 2/1/2020
 Shot 75% from 3-point range (min. 10 att.)750, vs. UT-Pan American (9-12), 12/2/2009 - \$
 Shot 60% from 3-point range (min. 10 att.)647; vs. USC (11-17), 12/3/2012
 Shot 50% from 3-point range (min. 10 att.)500; vs. Washington State (9-18), 11/25/2019
 Shot 50% from 3-point range (min. 20 att.)571; vs. Southern (12-21), 11/22/2019

Had 60 or more rebounds 60; vs. Oral Roberts, 12/22/1999
 Had 50 or more rebounds 50; at Illinois, 2/2/2019

Had 30 or more assists 35, vs. Northeastern Illinois, 12/21/1994
 Had 25 or more assists 28; vs. North Carolina A&T, 12/19/2005
 Had 20 or more assists 22; vs. Purdue, 12/22/2019
 Had 15 or more assists 16; vs. Michigan, 1/27/2020

Had 20 or more steals 23, vs. Texas Tech, 3/4/1999 - \$
 Had 15 or more steals 15, Texas A&M-CC, 12/29/2019
 Had 10 or more steals 15, Texas A&M-CC, 12/29/2019

Had 15 or more blocked shots 15, vs. Coppin State, Dec. 6, 1996 - \$
 Had 10 or more blocked shots 14; at Northwestern, 1/2/2018

Had 30 or more turnovers 31, at Creighton, 12/11/2005
 Had 20 or more turnovers 22; vs. Wisconsin, 2/9/2017
 Had less than 5 turnovers 5; vs. Purdue, 2/23/2019

Nebraska Player...

Had 20 or more points: 20; Dachon Burke Jr. at Wisconsin, 1/21/2020
 Had 25 or more points: 25; Dachon Burke Jr. at Indiana, 12/13/2019
 Had 30 or more points: 34; James Palmer Jr. vs. Rutgers, 3/13/2019
 Had 40 or more points: 41; Aleks Maric vs. Kansas State, 2/13/2007

Had No Player in Double Figures: vs. Ohio State, 1/21/2012
 Had Five Players with 10 or more points vs. Iowa, 1/7/2020
 Thorir Thorbjarnarson (17); Cam Mack (15); Haanif Cheatham (14); Dachon Burke Jr. (13); Kevin Cross (11)
 Had Six Players with 10 or more points vs. Southeastern Louisiana, 11/11/2018
 James Palmer Jr (17); Glynn Watson Jr. (16); Isaac Copeland (11);
 Isaiah Roby (10); Thomas Allen (10); Brady Heiman (10)
 Two Huskers with 20 or more points, same game: at Indiana, 12/13/2019
 Haanif Cheatham (21) and Dachon Burke (25)
 Three Huskers with 20 or more points, same game: Iowa, 3/10/2019
 James Palmer Jr. (30), Glynn Watson Jr. (23), Isaiah Roby (23)
 Two Huskers with 30 or more points, same game: vs. Oregon, 11/25/1995
 Tyronn Lue (30) & Jaron Boone (30) - only time in school history

Had 10 or more rebounds: 10; Cam Mack at Northwestern, 1/11/2020
 Had 15 or more rebounds: 16; Isaiah Roby vs. Northwestern, 2/16/2019
 Had 20 or more rebounds: 21, Kimani Ffriend vs. Oral Roberts, 12/22/1999
 Had 25 or more rebounds: 26, Bill Johnson vs. Iowa State, 1/4/1954 - \$
 Two Huskers with 10 or more rebounds, same game: vs. Stetson, 12/29/2017
 (Tanner Borchardt, 10; Jordy Tshimanga, 10)
 Three Huskers with 10 or more rebounds, same game: vs. Texas Tech, 1/19/2000
 (Steffon Bradford 16; Kimani Ffriend 12; Louis Truscott 11)

Had 5 or more 3-pointers: 5; Cam Mack vs. Michigan (5-7), 1/28/2020
 Had 6 or more 3-pointers: 7; Glynn Watson Jr. vs. Iowa (7-12), 3/10/2019
 Had 7 or more 3-pointers: 7; Glynn Watson Jr. vs. Iowa (7-12), 3/10/2019
 Had 8 or more 3-pointers: 8; Cary Cochran, vs. Baylor (8-13), 2/27/2002 - \$

Had 5 or more assists: 9; Cam Mack vs. Michigan, 1/28/2020
 Had 10 or more assists: 12; Cam Mack vs. Iowa, 1/7/2020
 Had 15 or more assists: 15; Charles Richardson vs. Rutgers, 12/2/2006
 Had 18 or more assists: 18; Brian Carr, at Evansville, 1/3/1985 - \$

Had 5 or more blocked shots: 5; Isaiah Roby vs. Northwestern, 2/16/2019
 Had 6 or more blocked shots: 6; Isaiah Roby vs. Eastern Illinois, 11/11/2017
 Had 7 or more blocked shots: 7; John Turek vs. Colorado, 3/2/2005
 Had 9 or more blocked shots: 9; Mikki Moore vs. Coppin State, 12/6/1996 - \$
 Had 10 or more blocked shots: Never Happened

Had 5 or more steals: 6; Dachon Burke vs. George Mason, 11/26/2019
 Had 6 or more steals: 6; Glynn Watson Jr. vs. Long Beach State, 11/26/2017
 Had 7 or more steals: 7; Brandon Richardson at Ohio State, 1/3/2012
 Had 8 or more steals: 8, Cookie Belcher vs. Oklahoma St., 2/7/2001 - \$
 Had 10 or more steals: Never Happened

Had Triple-Double (Points/Rebounds/Assists): Cam Mack vs. Purdue, 12/15/2019 (11/10/12)
 Had Double-Double (Points/Assists): Cam Mack vs. Iowa, 1/7/2019 (15/10)
 Had Double-Double (Points/Rebounds): Cam Mack at Northwestern, 1/11/2020 (11/10)
 Had Double-Double (Points/Steals): Never Happened
 Had Double-Double (Points/Blocks): Never Happened

\$ - School Record - # - Tied School record
 As of 2/5/2020

2019-20 GAME-BY-GAME COMPARISON

Team	FG-FGA	Pct.	3FG-3FGA	Pct.	FT-FTA	Pct.	O-D	Reb.	PF	A	TO	B	S	Pts.	W/L
UC Riverside	23-55	.418	12-25	.480	8-9	.889	13-36	49	18	12	18	2	8	66	
Nebraska	16-55	.291	6-26	.231	9-19	.474	9-20	29	11	12	11	6	6	47	L
Southern Utah	31-76	.408	4-23	.174	13-21	.619	15-43	58	23	10	18	7	7	79	
Nebraska	27-73	.370	5-26	.192	19-23	.655	10-34	44	17	15	13	5	9	78	L (2OT)
South Dakota State	29-70	.414	3-21	.143	12-18	.667	14-30	44	20	7	13	4	5	73	
Nebraska	35-71	.493	7-26	.269	13-23	.565	13-32	45	19	16	11	3	5	90	W
Southern	34-83	.419	9-29	.310	9-10	.900	25-29	54	25	20	14	4	5	86	
Nebraska	31-54	.574	12-21	.571	19-37	.514	4-24	28	12	19	9	5	5	93	W (OT)
vs. Washington State	27-73	.370	6-27	.222	11-16	.688	15-29	44	23	9	13	3	6	71	
Nebraska	30-57	.526	9-18	.500	13-25	.520	7-34	41	16	11	15	2	5	82	W
vs. George Mason	32-65	.492	11-25	.440	10-14	.714	15-34	49	12	14	19	6	7	85	
Nebraska	24-61	.321	10-30	.333	8-13	.615	7-19	26	13	12	15	4	9	66	L
vs. South Florida	27-70	.366	8-27	.296	5-6	.833	17-22	39	15	12	8	3	4	67	
Nebraska	27-49	.551	6-14	.429	14-19	.737	3-26	29	10	10	9	1	2	74	W
at Georgia Tech	32-73	.438	5-23	.217	4-8	.500	12-35	47	17	19	16	8	9	73	
Nebraska	21-65	.323	6-26	.231	8-18	.444	12-31	43	14	14	18	2	7	56	L
at Creighton	35-66	.530	13-30	.433	12-15	.800	7-35	42	22	18	15	4	6	95	
Nebraska	27-65	.415	9-27	.333	13-24	.542	8-26	34	13	9	12	3	4	76	L
at Indiana	32-68	.471	5-25	.200	27-38	.711	19-35	54	14	14	15	6	5	96	
Nebraska	33-75	.440	12-32	.375	12-18	.667	11-20	31	23	19	9	0	5	90	L (OT)
Purdue	24-79	.304	6-35	.171	2-5	.400	19-30	49	15	12	9	7	5	56	
at Nebraska	26-61	.426	11-30	.367	7-9	.778	7-38	45	9	22	11	2	6	70	W
North Dakota	29-61	.475	11-31	.355	6-8	.750	10-24	34	16	11	13	1	2	75	
at Nebraska	28-59	.475	9-21	.429	9-16	.563	12-23	35	14	14	11	1	8	74	L
Texas A&M-Corpus Christi	20-63	.317	7-22	.318	5-13	.385	14-33	47	20	9	21	7	7	52	
at Nebraska	23-66	.348	7-25	.280	20-28	.714	15-34	49	15	13	12	4	15	73	W
Rutgers	34-63	.540	5-15	.333	6-12	.500	16-32	48	16	16	13	4	3	79	
at Nebraska	20-63	.317	8-31	.258	14-21	.667	15-16	31	11	15	7	2	7	62	L
Iowa	32-77	.416	4-33	.121	2-5	.400	19-29	48	21	17	11	3	6	70	
at Nebraska	26-53	.491	10-26	.385	14-26	.538	6-28	34	14	16	11	1	7	76	W
at Northwestern	25-63	.397	10-29	.345	2-5	.400	8-38	46	11	11	11	6	2	62	
Nebraska	21-67	.313	9-30	.300	6-11	.545	9-33	42	14	14	6	2	7	57	L
at No. 21 Ohio State	30-55	.545	10-22	.455	10-15	.667	8-27	35	13	17	12	9	2	80	
Nebraska	28-66	.424	9-22	.409	3-5	.600	12-20	32	15	15	9	3	2	68	L
Indiana	31-61	.508	8-25	.308	12-20	.600	12-36	48	17	21	16	8	2	82	
at Nebraska	25-63	.397	9-30	.300	15-22	.662	8-22	30	18	16	11	1	8	74	L
at Wisconsin	29-63	.460	18-34	.529	6-8	.750	10-30	40	16	23	11	4	5	82	
Nebraska	26-60	.433	6-22	.273	10-15	.667	8-25	33	13	12	10	3	6	68	L
at No. 24 Rutgers	28-62	.452	8-22	.364	11-17	.647	10-32	42	14	15	12	7	6	75	
Nebraska	26-62	.419	11-28	.393	9-13	.692	6-29	35	17	14	10	1	6	72	L
Michigan	28-56	.500	7-24	.292	16-24	.667	10-31	41	16	13	17	6	9	79	
at Nebraska	26-59	.441	9-21	.429	7-12	.583	4-23	27	22	16	14	1	5	68	L
No. 24 Penn State	30-67	.448	10-26	.385	6-14	.429	14-35	49	17	16	16	4	5	76	
at Nebraska	24-62	.387	8-21	.381	8-19	.421	10-28	38	16	12	13	1	8	64	L

2019-20 SUPERLATIVES

2019-20 NEBRASKA TEAM GAME HIGHS

POINTS	93	SOUTHERN U. (11/22/19)
	90	at Indiana (12/13/19)
	90	SOUTH DAKOTA ST. (11/15/19)
FIELD GOALS MADE	35	SOUTH DAKOTA ST. (11/15/19)
	33	at Indiana (12/13/19)
FIELD GOAL ATTEMPTS	75	at Indiana (12/13/19)
FIELD GOAL PERCENTAGE	.574 (31-54)	SOUTHERN U. (11/22/19)
	.551 (27-49)	vs South Fla. (11/27/19)
3 PT FIELD GOALS MADE	12	at Indiana (12/13/19)
	12	SOUTHERN U. (11/22/19)
3 PT FG ATTEMPTS	32	at Indiana (12/13/19)
3 PT FG PERCENTAGE	.571 (12-21)	SOUTHERN U. (11/22/19)
	.500 (9-18)	vs Washington St. (11/25/19)
FREE THROWS MADE	20	A&M-CORPUS CHRISTI (12/29/19)
	19	SOUTHERN U. (11/22/19)
	19	SOUTHERN UTAH (11/09/19)
FREE THROW ATTEMPTS	37	SOUTHERN U. (11/22/19)
FREE THROW PERCENTAGE	.778 (7-9)	PURDUE (12/15/19)
	.737 (14-19)	vs South Fla. (11/27/19)
REBOUNDS	49	A&M-CORPUS CHRISTI (12/29/19)
	45	PURDUE (12/15/19)
	45	SOUTH DAKOTA ST. (11/15/19)
ASSISTS	22	PURDUE (12/15/19)
	19	at Indiana (12/13/19)
	19	SOUTHERN U. (11/22/19)
STEALS	15	A&M-CORPUS CHRISTI (12/29/19)
	9	vs George Mason (11/26/19)
	9	SOUTHERN UTAH (11/09/19)
BLOCKED SHOTS	6	UC RIVERSIDE (11/05/19)
TURNOVERS	18	at Georgia Tech (12/04/19)
FOULS	23	at Indiana (12/13/19)

2019-20 OPPONENT TEAM GAME HIGHS

POINTS	96	at Indiana (12/13/19)
	95	at Creighton (12-07-19)
FIELD GOALS MADE	35	at Creighton (12-07-19)
	34	RUTGERS (01/03/20)
	34	SOUTHERN U. (11/22/19)
FIELD GOAL ATTEMPTS	83	SOUTHERN U. (11/22/19)
FIELD GOAL PERCENTAGE	.545 (30-55)	at Ohio St. (01/14/20)
	.540 (34-63)	RUTGERS (01/03/20)
3 PT FIELD GOALS MADE	18	at Wisconsin (01/21/20)
	13	at Creighton (12-07-19)
3 PT FG ATTEMPTS	35	PURDUE (12/15/19)
3 PT FG PERCENTAGE	.529 (18-34)	at Wisconsin (01/21/20)
	.480 (12-25)	UC RIVERSIDE (11/05/19)
FREE THROWS MADE	27	at Indiana (12/13/19)
	16	MICHIGAN (01/28/20)
FREE THROW ATTEMPTS	38	at Indiana (12/13/19)
FREE THROW PERCENTAGE	.900 (9-10)	SOUTHERN U. (11/22/19)
	.889 (8-9)	UC RIVERSIDE (11/05/19)
REBOUNDS	58	SOUTHERN UTAH (11/09/19)
	54	at Indiana (12/13/19)
	54	SOUTHERN U. (11/22/19)
ASSISTS	23	at Wisconsin (01/21/20)
	21	INDIANA (01/18/20)
STEALS	9	MICHIGAN (01/28/20)
	9	at Georgia Tech (12/04/19)
BLOCKED SHOTS	9	at Ohio St. (01/14/20)
	8	INDIANA (01/18/20)
	8	at Georgia Tech (12/04/19)
TURNOVERS	21	A&M-CORPUS CHRISTI (12/29/19)
FOULS	25	SOUTHERN U. (11/22/19)

2019-20 NEBRASKA TEAM GAME LOWS

POINTS	47	UC RIVERSIDE (11/05/19)
	56	at Georgia Tech (12/04/19)
FIELD GOALS MADE	16	UC RIVERSIDE (11/05/19)
	20	RUTGERS (01/03/20)
FIELD GOAL ATTEMPTS	49	vs South Fla. (11/27/19)
FIELD GOAL PERCENTAGE	.291 (16-55)	UC RIVERSIDE (11/05/19)
	.313 (21-67)	at Northwestern (01/11/20)
3 PT FIELD GOALS MADE	5	SOUTHERN UTAH (11/09/19)
	6	UC RIVERSIDE (11/05/19)
	6	vs South Fla. (11/27/19)
	6	at Georgia Tech (12/04/19)
	6	at Wisconsin (01/21/20)
3 PT FG ATTEMPTS	14	vs South Fla. (11/27/19)
3 PT FG PERCENTAGE	.192 (5-26)	SOUTHERN UTAH (11/09/19)
	.231 (6-26)	UC RIVERSIDE (11/05/19)
	.231 (6-26)	at Georgia Tech (12/04/19)
FREE THROWS MADE	3	at Ohio St. (01/14/20)
	6	at Northwestern (01/11/20)
FREE THROW ATTEMPTS	5	at Ohio St. (01/14/20)
FREE THROW PERCENTAGE	.421 (8-19)	PENN ST. (02/01/20)
	.444 (8-18)	at Georgia Tech (12/04/19)
REBOUNDS	26	vs George Mason (11/26/19)
	27	MICHIGAN (01/28/20)
ASSISTS	9	at Creighton (12-07-19)
	10	vs South Fla. (11/27/19)
STEALS	2	vs South Fla. (11/27/19)
	2	at Ohio St. (01/14/20)
BLOCKED SHOTS	0	at Indiana (12/13/19)
TURNOVERS	6	at Northwestern (01/11/20)
FOULS	9	PURDUE (12/15/19)

2019-20 OPPONENT TEAM GAME LOWS

POINTS	52	A&M-CORPUS CHRISTI (12/29/19)
	56	PURDUE (12/15/19)
FIELD GOALS MADE	20	A&M-CORPUS CHRISTI (12/29/19)
	23	UC RIVERSIDE (11/05/19)
FIELD GOAL ATTEMPTS	55	UC RIVERSIDE (11/05/19)
	55	at Ohio St. (01/14/20)
FIELD GOAL PERCENTAGE	.304 (24-79)	PURDUE (12/15/19)
	.317 (20-63)	A&M-CORPUS CHRISTI (12/29/19)
3 PT FIELD GOALS MADE	3	SOUTH DAKOTA ST. (11/15/19)
3 PT FG ATTEMPTS	15	RUTGERS (01/03/20)
3 PT FG PERCENTAGE	.121 (4-33)	IOWA (01/07/20)
FREE THROWS MADE	2	PURDUE (12/15/19)
	2	IOWA (01/07/20)
	2	at Northwestern (01/11/20)
FREE THROW ATTEMPTS	5	PURDUE (12/15/19)
	5	IOWA (01/07/20)
	5	at Northwestern (01/11/20)
FREE THROW PERCENTAGE	.385 (5-13)	A&M-CORPUS CHRISTI (12/29/19)
REBOUNDS	34	NORTH DAKOTA (12/21/19)
	35	at Ohio St. (01/14/20)
ASSISTS	7	SOUTH DAKOTA ST. (11/15/19)
	9	vs Washington St. (11/25/19)
	9	A&M-CORPUS CHRISTI (12/29/19)
STEALS	2	NORTH DAKOTA (12/21/19)
	2	at Northwestern (01/11/20)
	2	at Ohio St. (01/14/20)
	2	INDIANA (01/18/20)
BLOCKED SHOTS	1	NORTH DAKOTA (12/21/19)
TURNOVERS	9	vs South Fla. (11/27/19)
	9	PURDUE (12/15/19)
FOULS	11	at Northwestern (01/11/20)

2019-20 SUPERLATIVES

NEBRASKA WIN/LOSS MARGIN

	1	2	3	4	5	6	7	8	9	10	11	12	13	14	15	16	17	18	19	20	+20
Husker Wins	0	0	0	0	0	1	2	0	0	0	1	0	0	1	0	0	1	0	0	0	1
Husker Losses	2	0	1	0	1	1	0	1	0	0	1	2	0	1	0	0	2	0	3	0	0

2019-20 NEBRASKA INDIVIDUAL GAME HIGHS

Points	26	Haanif Cheatham vs South Fla. (11/27/19)
	25	Dachon Burke at Indiana (12/13/19)
	24	Cam Mack vs South Dakota St. (11/15/19)
Field Goals Made	10	Dachon Burke at Wisconsin (01/21/20)
	9	Dachon Burke at Indiana (12/13/19)
Field Goal Att.	18	Jervay Green vs Southern Utah (11/09/19)
	16	Dachon Burke at Indiana (12/13/19)
FG Pct (min 5 made)	.857 (6-7)	Cam Mack at Rutgers (01/25/20)
	.800 (8-10)	Haanif Cheatham vs Washington St. (11/25/19)
3-Point FG Made	5	Cam Mack vs Michigan (01/28/20)
	5	Thor Thorbjarnarson at Rutgers (01/25/20)
	5	Thor Thorbjarnarson at Ohio St. (01/14/20)
3-Point FG Att.	10	Jervay Green at Georgia Tech (12/04/19)
	8	Thor Thorbjarnarson at Rutgers (01/25/20)
	8	Cam Mack vs Indiana (01/18/20)
	8	Thor Thorbjarnarson at Ohio St. (01/14/20)
	8	Dachon Burke at Indiana (12/13/19)
	8	Cam Mack at Indiana (12/13/19)
	8	Jervay Green vs Southern Utah (11/09/19)
3-Pt FG Pct (min 2 made)	1.000 (2-2)	Thor Thorbjarnarson vs Southern U. (11/22/19)
	.800 (4-5)	Cam Mack at Rutgers (01/25/20)
	.800 (4-5)	Matej Kavas vs North Dakota (12/21/19)
	.800 (4-5)	Thor Thorbjarnarson at Creighton (12-07-19)
Free Throws Made	9	Haanif Cheatham vs South Fla. (11/27/19)
	8	Haanif Cheatham vs A&M-Corpus Christi (12/29/19)
Free Throw Att.	11	Cam Mack vs Indiana (01/18/20)
	11	Haanif Cheatham vs South Fla. (11/27/19)
	11	Cam Mack vs Washington St. (11/25/19)
FT Pct (min 4 made)	1.000 (4-4)	Haanif Cheatham at Rutgers (01/25/20)
	1.000 (4-4)	Dachon Burke vs Southern Utah (11/09/19)
Rebounds	14	Yvan Ouedraogo vs A&M-Corpus Christi (12/29/19)
	12	Yvan Ouedraogo vs South Dakota St. (11/15/19)
Assists	12	Cam Mack vs Purdue (12/15/19)
	11	Cam Mack vs Southern Utah (11/09/19)
Steals	5	Dachon Burke vs George Mason (11/26/19)
	4	Thor Thorbjarnarson vs A&M-Corpus Christi (12/29/19)
Blocked Shots	3	Dachon Burke vs A&M-Corpus Christi (12/29/19)
	3	Jervay Green vs UC Riverside (11/05/19)
Turnovers	5	Cam Mack vs North Dakota (12/21/19)
	5	Cam Mack vs Washington St. (11/25/19)
	5	Yvan Ouedraogo vs South Dakota St. (11/15/19)
Fouls	5	Jervay Green vs Michigan (01/28/20)
	5	Kevin Cross vs Indiana (01/18/20)
	5	Thor Thorbjarnarson at Northwestern (01/11/20)
	5	Cam Mack vs Washington St. (11/25/19)
	5	Jervay Green vs UC Riverside (11/05/19)
Minutes	46	Jervay Green vs Southern Utah (11/09/19)
	45	Cam Mack at Indiana (12/13/19)

2019-20 OPPONENT INDIVIDUAL GAME HIGHS

Points	31	Micah Bradford vs Southern U. (11/22/19)
	30	Marcus Zegarowski at Creighton (12-07-19)
	27	CJ Elleby vs Washington St. (11/25/19)
Field Goals Made	13	Marcus Zegarowski at Creighton (12-07-19)
	11	Micah Bradford vs Southern U. (11/22/19)
Field Goal Att.	23	Joe Wieskamp vs Iowa (01/07/20)
	21	CJ Elleby vs Washington St. (11/25/19)
FG Pct (min 5 made)	1.000 (8-8)	Caleb McConnell vs Rutgers (01/03/20)
	.875 (7-8)	Joey Brunk vs Indiana (01/18/20)
3-Point FG Made	6	Micah Bradford vs Southern U. (11/22/19)
	5	Jamal Hartwell II vs George Mason (11/26/19)
3-Point FG Att.	11	Micah Bradford vs Southern U. (11/22/19)
	10	Myles Dread vs Penn St. (02/01/20)
	10	Eli Brooks vs Michigan (01/28/20)
	10	Miller Kopp at Northwestern (01/11/20)
	10	Joe Wieskamp vs Iowa (01/07/20)
	10	Jamal Hartwell II vs George Mason (11/26/19)
3-Pt FG Pct (min 2 made)	1.000 (2-2)	Jamari Wheeler vs Penn St. (02/01/20)
	1.000 (2-2)	Micah Potter at Wisconsin (01/21/20)
	1.000 (2-2)	Caleb McConnell vs Rutgers (01/03/20)
Free Throws Made	7	Trayce Jackson-Davis at Indiana (12/13/19)
	7	CJ Elleby vs Washington St. (11/25/19)
	7	Dwayne Morgan vs Southern Utah (11/09/19)
Free Throw Att.	11	Trayce Jackson-Davis at Indiana (12/13/19)
	10	Justin Smith at Indiana (12/13/19)
FT Pct (min 4 made)	1.000 (7-7)	CJ Elleby vs Washington St. (11/25/19)
	1.000 (6-6)	Ty-Shon Alexander at Creighton (12-07-19)
	1.000 (4-4)	Aljami Durham at Indiana (12/13/19)
	1.000 (4-4)	Jordan Miller vs George Mason (11/26/19)
Rebounds	18	Luka Garza vs Iowa (01/07/20)
	18	George Willborn III vs UC Riverside (11/05/19)
Assists	7	D'Mitrik Trice at Wisconsin (01/21/20)
	7	Michael Devoe at Georgia Tech (12/04/19)
Steals	4	Javon Greene vs George Mason (11/26/19)
	4	Jakolby Long vs Southern Utah (11/09/19)
Blocked Shots	5	Myles Johnson at Rutgers (01/25/20)
	5	AJ Wilson vs George Mason (11/26/19)
Turnovers	6	Franz Wagner vs Michigan (01/28/20)
	6	Pat Spencer at Northwestern (01/11/20)
	6	Michael Devoe at Georgia Tech (12/04/19)
	6	George Willborn III vs UC Riverside (11/05/19)
Fouls	5	Aljami Durham at Indiana (12/13/19)
	5	Christian Bishop at Creighton (12-07-19)
	5	Micah Bradford vs Southern U. (11/22/19)
	5	Jayden Saddler vs Southern U. (11/22/19)

2019-20 RECORD BY STARTING LINEUP

No.	Starting Lineup	Record
1.	Burke, Cheatham, Green, Mack, Ouedraogo	3-4
2.	Burke, Cheatham, Green, Kavas, Ouedraogo	1-0
3.	Burke, Cheatham, Green, Ouedraogo, Thorbjarnarson	0-1
4.	Burke, Cheatham, Mack, Ouedraogo, Thorbjarnarson	3-9
5.	Burke, Cheatham, Easley, Ouedraogo, Thorbjarnarson	0-1

RECAPS

(-----Nebraska Individual Leaders-----)

Date	Opponent	Result	Record (B1G)	Attend.	Points	Rebounds	Assists	Steals
11/5	UC Riverside	L, 47-66	0-1 (0-0)	15,745	(11) Mack	(9) Mack	(3) Mack, Cheatham	(2) Green, Ouedraogo
11/9	Southern Utah	L, 78-79 (2OT)	0-2 (0-0)	15,828	(19) Cross	(8) Green	(11) Mack	(3) Green
11/15	South Dakota State	W, 90-73	1-2 (0-0)	15,946	(24) Mack	(12) Ouedraogo	(5) Green	(3) Mack
11/22	Southern	W, 93-86 (OT)	2-2 (0-0)	15,931	(22) Green	(7) Cheatham	(8) Mack	(2) Green
11/25	vs. Washington State	W, 82-71	3-2 (0-0)	660	(19) Cheatham	(8) Mack, Green, Cross	(6) Mack	(3) Mack
11/26	vs. George Mason	L, 66-85	3-3 (0-0)	1,066	(14) Burke	(5) Ouedraogo, Cross	(5) Green	(5) Burke
11/27	vs. South Florida	W, 74-67	4-3 (0-0)	512	(26) Cheatham	(5) Ouedraogo	(7) Mack	(2) Mack
12/4	at Georgia Tech	L, 56-73	4-4 (0-0)	5,133	(14) Cheatham	(11) Cheatham	(6) Mack	(2) Cheatham, Thorbjarnarson
12/7	at Creighton	L, 76-95	4-5 (0-0)	18,068	(14) Cheatham	(7) Burke	(3) Mack	(2) Burke
12/13	at Indiana*	L, 90-96 (OT)	4-6 (0-1)	17,222	(25) Burke	(10) Ouedraogo	(10) Mack	(2) Burke, Mack
12/15	Purdue*	W, 70-54	5-6 (1-1)	15,654	(18) Burke	(10) Mack	(12) Mack	(2) Burke, Cheatham
12/21	North Dakota	L, 74-75	5-7 (1-1)	15,010	(19) Mack	(9) Ouedraogo	(7) Mack	(3) Burke
12/29	Texas A&M-Corpus Christi	W, 73-52	6-7 (1-1)	14,968	(17) Cheatham	(14) Ouedraogo	(5) Mack	(4) Thorbjarnarson
1/3	Rutgers*	L, 62-79	6-8 (1-2)	15,024	(16) Cheatham	(5) Mack, Burke	(6) Mack	(2) Green
1/7	Iowa *	W, 76-70	7-8 (2-2)	14,722	(17) Thorbjarnarson	(9) Thorbjarnarson	(10) Mack	(2) Thorbjarnarson, Easley
1/11	at Northwestern *	L, 57-62	7-9 (2-3)	5,664	(11) Mack	(10) Mack	(7) Mack	(3) Cheatham
1/14	at No. 21 Ohio State *	L, 68-80	7-10 (2-4)	12,954	(15) Thorbjarnarson	(6) Thorbjarnarson	(6) Mack	(1) Mack, Burke
1/18	Indiana *	L, 74-82	7-11 (2-5)	15,925	(20) Mack	(9) Thorbjarnarson	(9) Mack	(3) Thorbjarnarson, Easley
1/21	at Wisconsin	L, 68-82	7-12 (2-6)	16,856	(20) Burke	(8) Burke, Ouedraogo	(6) Mack	(3) Cross
1/25	at No. 24 Rutgers	L, 72-75	7-13 (2-7)	8,000	(19) Mack	(8) Thorbjarnarson	(5) Burke	(2) Green
1/28	Michigan	L, 68-79	7-14 (2-8)	15,868	(19) Mack	(8) Thorbjarnarson	(9) Mack	(3) Easley
2/1	No. 24 Penn State	L, 64-76	7-15 (2-9)	15,901	(15) Cheatham	(8) Cheatham	(3) Mack	(2) Burke, Easley, Cheatham

THE LAST TIME...

Nebraska...	A Nebraska Opponent...
Scored 100 or more points.....106; vs. Mississippi Valley State, 11/6/18	101; TCU, 3/15/99
Scored 90 or more points.....90; at Indiana, 12/13/19	96; at Indiana, 12/13/19
Scored 41 to 50 points.....47; UC Riverside, 11/5/19	50; Northwestern, 2/16/19
Scored 40 or fewer points38; at Oregon, 12/15/12	38; Southwest Minnesota State, 12/28/18
Shot 70% from the field......723; vs. UNC Wilmington 12/5/97 (34-47)	.723; Kansas, 2/2/85 (34-47)
Shot 60% from the field......628; vs. Northwestern, 2/3/15 (27-43)	.630; Michigan, 3/5/17 (34-54)
Shot 90% from the free throw line (Min 10 attempts)......909; vs. Southwest Minnesota State, 12/28/18 (10-11)	.917; vs. Wisconsin (BTT), 3/15/19 (11-12)
Made 10, 3-Point Field Goals11; at Rutgers, 1/24/20 (11-28)	10; Penn State, 2/1/20 (10-26)
Had 60 rebounds.....60; vs. Oral Roberts, 12/22/99	62; Colorado, 2/15/75
Had 50 rebounds.....50; at Illinois, 2/2/19	54; at Indiana, 12/13/19
Had 30 assists35, vs. Northeastern Illinois, 12/21/94	30; Iowa State, 2/3/93
Had 15 steals15, vs. Texas A&M-Corpus Christi 12/29/19	15; Florida State, 12/31/05
Had 10 blocked shots14; at Northwestern, 1/2/18	11; at Michigan State, 12/3/17
Had 10 or fewer turnovers10, at Rutgers, 1/24/20	9; Purdue, 12/15/19
Had 20 or more turnovers.....22; vs. Wisconsin, 2/9/17	22; vs. Rutgers (BTT), 3/13/19
Had three players with 20 pointsvs. Iowa, 3/10/19	Michigan, 1/14/17
.....(Palmer Jr. 27; Watson Jr. 23; Roby 23)	(Wagner 23, Irvin 21, Walton 20)
Had three players with 10 reboundsvs. Texas Tech, 1/19/00	at Kansas, 1/9/02
.....(Bradford 16, Ffriend 12, Truscott 11)	(Collison 13, Gooden 12, Simien 10)
Had five players reach double-figure points.....vs. Iowa, 1/7/2020	at Ohio State, 1/14/20
.....(Thorbjarnarson 17; Mack 15; Cheatham 14; Burke 13; Cross 11)	(A.Wesson 11; Young 10; K. Wesson 13, Carton 13; Walker 18; Liddel 10)
Had a player score 40 points41; Aleks Maric, vs. Kansas State, 2/13/07	41; Jarrius Jackson, Texas Tech, 2/18/06
Had a player score 30 points30; James Palmer Jr. vs. Rutgers (BTT), 3/13/19	30; Marcus Zegarowski, Creighton, 12/7/19
Had a player grab 15 rebounds16; Isaiah Roby vs. Northwestern, 2/16/19	17; Mike Watkins, Penn State, 2/1/20
Had a player dish out 10 assists.....10; Cam Mack vs. Iowa, 1/7/20	10; Xavier Simpson, Michigan, 2/28/19
Had a player collect five steals5; Dachon Burke vs George Mason, 11/26/18	7; Josh Reeves, Penn State, 2/25/18
Had a player block five shots.....5; Isaiah Roby vs. Maryland, 2/6/18	5; AJ Wilson, George Mason, 11/26/19
Had a player with a triple double11 pt/10 reb/12 asst.; Cam Mack v. Purdue, 12/15/19	

MISC REVIEW

Nebraska Record When:	All (W)	All(L)	H(W)	H(L)	A (W)	A (L)						
Ahead at Halftime	5	2	5	2	0	0	Rebounds are Even	0	0	0	0	0
Behind at Halftime	2	13	0	5	2	8	Committing More TOs than Opp	2	1	1	0	1
Tied at Halftime	0	0	0	0	0	0	Committing Fewer TOs than Opp	3	14	3	7	0
Bench Outscores Opponent's	4	6	3	2	1	4	Turnovers are Even	2	0	1	0	1
Opponent Bench Outscores NU	3	7	2	5	1	2	Leading with 5:00 left	7	2	5	1	2
Bench scoring is even	0	2	0	0	0	2	Trailing with 5:00 left	0	13	0	6	0
Shooting 50% or Better	3	0	1	0	2	0	Tied with 5:00 left	0	0	0	0	0
Shooting Under 50%	4	15	4	7	0	8	In Overtime	1	2	1	1	0
Opp. Shoots 50% or Better	0	5	0	3	0	2	Scoring 80 or more points	3	1	2	0	1
Opp. Shoots Under 50%	7	10	5	4	2	6	Scoring 61 to 79 points	4	11	3	6	1
Outshooting Opponent (pct.)	6	0	5	0	1	0	Scoring 60 or fewer points	0	3	0	1	0
Outshot by Opponent (pct.)	1	14	0	6	1	8	Allowing 80 or more points	1	6	1	1	0
Shooting is even	0	1	0	1	0	0	Allowing 61 to 79 points	4	9	2	6	2
Outrebounding Opponent	2	1	2	1	0	0	Allowing 60 or fewer points	2	0	2	0	0
Outrebounded by Opponent	5	14	3	6	2	8						

MISC REVIEW

Biggest margin of victory	21, Texas A&M-Corpus Christi (12/29)	Largest halftime lead surrendered in loss	11, Southern Utah (11/9)
Biggest margin of defeat	19, UC Riverside (11/5); vs. George Mason (11/26); at Creighton (12/7)	Largest lead at any time	31, South Dakota State (11/15)
Largest deficit overcome in win.....	8, Southern (11/22)	Largest deficit at any time	32, at Creighton (12/7)
Largest halftime deficit overcome in win	3, Washington State (11/25)	Largest runs without opponent scoring	13, South Dakota State (8:10-4:22, 1st)
Largest lead surrendered in loss.....	14, Southern Utah (11/9)	Largest opponent run without NU scoring.....	13, Southern (3:40-1:14, 1st)

SPECIALITY STATS

Opponent	NU-Opp Paint	NU-Opp off TO	NU-Opp 2nd Ch.	NU-Opp Bench	Largest Lead	Largest Deficit	Tip	1st Sub(s)
UC Riverside	18-22	14-3	0-11	14-18	9, (13:12, 1st)	20 (2nd, 1:19)	Won	Cross, Kavas
Southern Utah	42-48	12-13	3-9	28-29	15 (4:10, 1st)	4 (2nd, 0:05)	Lost	Cross
South Dakota State	50-48	16-7	11-13	20-24	31 (4:50, 1st)	-	Won	Cross
Southern	38-38	18-11	3-16	30-23	13 (5:07, 1st)	8 (2nd, 14:06)	Lost	Cross, Kavas
vs. Washington State	40-42	19-17	4-20	19-14	16 (7:22, 2nd)	6 (1st, 6:44)	Won	Cross
vs. George Mason	24-34	15-11	9-17	26-15	2 (10:44, 1st)	21 (1:23, 2nd)	Lost	Cross
vs. South Florida	32-34	12-10	2-15	12-19	8 (8:14, 1st)	8 (6:42, 2nd)	Lost	Cross
at Georgia Tech	30-48	10-18	5-7	13-10	4 (12:32, 1st)	20 (0:16, 2nd)	Lost	Cross
at Creighton	34-38	11-11	10-7	29-12	-	32 (18:36, 2nd)	Won	Mack, Cross
at Indiana	42-52	21-10	10-26	3-28	4 (7:04, 1st)	9 (16:57, 1st)	Lost	Cross
Purdue	26-32	13-12	9-12	13-17	16 (0:24, 2nd)	3 (6:19, 1st)	Lost	Cross, Kavas
North Dakota	36-30	15-16	6-11	24-8	4 (18:33, 1st)	8 (10:37, 2nd)	Won	Cross, Green
Texas A&M-Corpus Christi	32-22	24-13	17-6	23-21	24 (5:18, 2nd)	1 (17:52, 1st)	Won	Cross, Green
Rutgers	24-52	11-15	0-12	21-24	5 (13:06, 1st)	22 (10:58, (2nd)	Lost	Cross
Iowa	26-52	10-16	3-17	12-4	12 (8:03, 1st)	1 (12:41, 2nd)	Lost	Cross, Kavas
at Northwestern	22-22	7-6	2-11	20-15	5 (17:13, 1st)	18 (1:13, 1st)	Lost	Cross
at No. 21 Ohio State	38-34	17-15	13-12	15-15	4 (17:29, 1st)	25 (8:25, 2nd)	Lost	Cross
Indiana	30-40	13-10	9-15	15-21	9 (12:18, 1st)	19 (15:02, 2nd)	Lost	Cross
at Wisconsin	36-16	19-9	10-12	17-29	4 (17:38, 1st)	18 (1:04, 2nd)	Lost	Cross
at No. 24 Rutgers	30-30	16-11	5-17	22-22	7 (16:26, 1st)	14 (14:36, 2nd)	Won	Easley
Michigan	28-38	14-16	4-10	17-11	5 (18:04, 1st)	15 (5:47, 2nd)	Lost	Easley
Penn State	30-28	16-15	9-10	19-33	7 (17:23, 1st)	24 (9:17, 2nd)	Lost	Mack

NEBRASKA SEASON/CAREER BESTS

#0 AKOL AROP

Points
Season: 4 vs. Penn State (2/1)
Career: Same

Rebounds
Season: 4 at Creighton (12/7)
Career: Same

Field Goals
Season: 2 vs. Penn State (2/1)
Career: Same

Field Goal Attempts
Season: 2 4 vs. Penn State (2/1)
Career: Same

3-Point Field Goals
Season: None
Career: Same

3-Point Field Goal Attempts
Season: 1 vs. UC Riverside (11/5)
Career: Same

Free Throws
Season: 2 at Creighton (12/7)
Career: Same

Free Throw Attempts
Season: 2 at Creighton (12/7)
Career: Same

Assists
Season: 1 vs. Penn State (2/1)
Career: Same

Steals
Season: 1 vs. Penn State (2/1)
Career: Same

Blocks
Season: 1 at Creighton (12/7); at Wisconsin (1/21)
Career: Same

Minutes Played
Season: 3 at Creighton (12/7); vs. Penn State (2/1)
Career: Same

#1 KEVIN CROSS

Points
Season: 19 vs. Southern Utah (11/9)
Career: Same

Rebounds
Season: 8 vs. Washington State (11/25)
Career: Same

Field Goals
Season: 8 vs. Southern Utah (11/9)
Career: Same

Field Goal Attempts
Season: 15 vs. Southern Utah (11/9)
Career: Same

3-Point Field Goals
Season: 3 three times, last Michigan (1/28)
Career: Same

3-Point Field Goal Attempts
Season: 7 at Northwestern (1/11)
Career: Same

Free Throws
Season: 3 vs. Rutgers (1/4)
Career: Same

Free Throw Attempts
Season: 3 vs. Rutgers (1/4)
Career: Same

Assists
Season: 3 three times, last at Rutgers (1/24/20)
Career: Same

Steals
Season: 3 at Wisconsin (1/21)
Career: Same

Blocks
Season: 2 vs. SDSU (11/15); vs. Washington State (11/25)
Career: Same

Minutes Played
Season: 36 vs. Southern Utah (11/9)
Career: Same

#3 CAM MACK

Points
Season: 24 vs. SDSU (11/15)
Career: Same

Rebounds
Season: 10 vs. Purdue (12/15); at Northwestern (1/11)
Career: Same

Field Goals
Season: 8 vs. SDSU (11/15)
Career: Same

Field Goal Attempts
Season: 15 at Ohio State (1/14); at Wisconsin (1/21)
Career: Same

3-Point Field Goals
Season: 5 Michigan (1/28)
Career: Same

3-Point Field Goal Attempts
Season: 8 at Indiana (12/13); vs. Indiana (1/18)
Career: Same

Free Throws
Season: 7 vs. Indiana (1/18)
Career: Same

Free Throw Attempts
Season: 11 vs. Washington State (11/25); vs. Indiana (1/18)
Career: Same

Assists
Season: 12 vs. Purdue (12/15)
Career: Same

Steals
Season: 3 three times, last vs. TAMU-CC (12/29)
Career: Same

Blocks
Season: 2 four times, last at Ohio State (1/14)
Career: Same

Minutes Played
Season: 45 at Indiana (12/13)
Career: Same

#11 DACHON BURKE JR.

Points
Season: 25 at Indiana (12/13)
Career: Same

Rebounds
Season: 8 at Wisconsin (1/21)
Career: Same

Field Goals
Season: 10 at Wisconsin (1/21)
Career: Same

Field Goal Attempts
Season: 15 vs. Penn State (2/1)
Career: Same

3-Point Field Goals
Season: 4 at Indiana (12/13); vs. Purdue (12/15)
Career: Same

3-Point Field Goal Attempts
Season: 8 at Indiana (12/13)
Career: Same

Free Throws
Season: 6 vs. SDSU (11/15)
Career: Same

Free Throw Attempts
Season: 9 vs. SDSU (11/15)
Career: Same

Assists
Season: 5 at Rutgers (1/24/20)
Career: Same

Steals
Season: 5 vs. George Mason (11/26)
Career: Same

Blocks
Season: 3 vs. TAMU-CC (12/29)
Career: Same

Minutes Played
Season: 40 at Indiana (12/13)
Career: Same

#22 HAANIF CHEATHAM

Points
Season: 26 vs. South Florida (11/27/19)
Career: Same

Rebounds
Season: 11 at Georgia Tech (12/4)
Career: Same

Field Goals
Season: 9 vs. South Florida (11/27/19)
Career: Same

Field Goal Attempts
Season: 15 at Indiana (12/13)
Career: Same

3-Point Field Goals
Season: 2 six times, last vs. Penn State (2/1)
Career: Same

3-Point Field Goal Attempts
Season: 6 at Indiana (12/13)
Career: Same

Free Throws
Season: 9 vs. South Florida (11/27/19)
Career: Same

Free Throw Attempts
Season: 11 vs. South Florida (11/27/19)
Career: Same

Assists
Season: 4 vs. Purdue (12/15)
Career: Same

Steals
Season: 3 at Northwestern (1/11)
Career: Same

Blocks
Season: 1 vs. Southern Utah (11/9); vs. SDSU (11/15)
Career: Same

Minutes Played
Season: 41 at Indiana (12/13)
Career: Same

#23 JERVAY GREEN

Points
Season: 22 vs. Southern (11/22)
Career: Same

Rebounds
Season: 8 vs. So. Utah (11/9); vs. Washington State (11/25)
Career: Same

Field Goals
Season: 7 vs. Southern (11/22)
Career: Same

Field Goal Attempts
Season: 18 vs. Southern Utah (11/9)
Career: Same

3-Point Field Goals
Season: 4 vs. Southern (11/22)
Career: Same

3-Point Field Goal Attempts
Season: 10 at Georgia Tech (12/4)
Career: Same

Free Throws
Season: 4 vs. Southern Utah (11/9); vs. Southern (11/22)
Career: Same

Free Throw Attempts
Season: 7 vs. Southern (11/22)
Career: Same

Assists
Season: 6 vs. Southern (11/22)
Career: Same

Steals
Season: 3 vs. Southern Utah (11/9)
Career: Same

Blocks
Season: 3 vs. UC Riverside (11/5)
Career: Same

Minutes Played
Season: 46 vs. Southern Utah (11/9)
Career: Same

#24 YVAN QUEDRAOGO

Points
Season: 11 vs. Southern (11/22); vs. TAMU-CC (12/29)
Career: Same

Rebounds
Season: 14 vs. TAMU-CC (12/29)
Career: Same

Field Goals
Season: 4 three times, last at Ohio State (1/14)
Career: Same

Field Goal Attempts
Season: 11 at Indiana (12/13)
Career: Same

3-Point Field Goals
Season: None
Career: Same

3-Point Field Goal Attempts
Season: None
Career: Same

Free Throws
Season: 5 vs. Southern (11/22); vs. TAMU-CC (12/29)
Career: Same

Free Throw Attempts
Season: 7 vs. Southern (11/22); vs. TAMU-CC (12/29)
Career: Same

Assists
Season: 3 vs. Iowa (1/7/20)
Career: Same

Steals
Season: 2 vs. UC Riverside (11/5); vs. George Mason (11/26)
Career: Same

Blocks
Season: 2 vs. George Mason (11/26)
Career: Same

Minutes Played
Season: 32 at Indiana (12/13)
Career: Same

#25 MATEJ KAVAS

Points
Season: 12 vs. North Dakota (12/21)
Career: Same

Rebounds
Season: 5 vs. TAMU-CC (12/29)
Career: Same

Field Goals
Season: 4 three times, last vs. TAMU-CC (12/29)
Career: Same

Field Goal Attempts
Season: 9 vs. TAMU-CC (12/29)
Career: Same

3-Point Field Goals
Season: 4 vs. North Dakota (12/21)
Career: Same

3-Point Field Goal Attempts
Season: 7 at Creighton (12/7)
Career: Same

Free Throws
Season: 5 vs. George Mason (11/26)
Career: Same

Free Throw Attempts
Season: 6 vs. George Mason (11/26)
Career: Same

Assists
Season: 2 vs. George Mason (11/26); vs. Penn State (2/1)
Career: Same

Steals
Season: 1 three times, last vs. TAMU-CC (12/29)
Career: Same

Blocks
Season: 1 vs. Southern (11/22)
Career: Same

Minutes Played
Season: 25 vs. UC Riverside (11/5)
Career: Same

NEBRASKA SEASON/CAREER BESTS

#30 CHARLIE EASLEY

Points

Season: 8 vs. Indiana (1/18)

Career: Same

Rebounds

Season: 2 at Rutgers (1/24/20)

Career: Same

Field Goals

Season: 2 three times, last at Rutgers (1/24/20)

Career: Same

Field Goal Attempts

Season: 7 at Rutgers (1/24/20)

Career: Same

3-Point Field Goals

Season: 2 vs. Indiana (1/18)

Career: Same

3-Point Field Goal Attempts

Season: 3 three times, last vs. Indiana (1/18)

Career: Same

Free Throws

Season: 3 vs. Rutgers (1/4)

Career: Same

Free Throw Attempts

Season: 3 vs. Rutgers (1/4)

Career: Same

Assists

Season: 1 four times, last vs. Penn State (2/1)

Career: Same

Steals

Season: 3 vs. Indiana (1/18); Michigan (1/28)

Career: Same

Blocks

Season: None

Career: Same

Minutes Played

Season: 23 at Rutgers (1/24/20)

Career: Same

#34 THORIR THORBJARNARSON

Points

Season: 17 three times, last at Rutgers (1/24/20)

Career: same

Rebounds

Season: 9 vs. Iowa (1/7/20); vs. Indiana (1/18)

Career: 10 vs. Wisconsin (1/29/18)

Field Goals

Season: 7 at Indiana (12/13)

Career: same

Field Goal Attempts

Season: 12 at Indiana (12/13)

Career: same

3-Point Field Goals

Season: 5 at Ohio State (1/14); at Rutgers (1/24/20)

Career: same

3-Point Field Goal Attempts

Season: 8 at Ohio State (1/14); at Rutgers (1/24/20)

Career: same

Free Throws

Season: 5 vs. Purdue (12/15)

Career: same

Free Throw Attempts

Season: 6 vs. Purdue (12/15)

Career: same

Assists

Season: 5 vs. Rutgers (1/4)

Career: same

Steals

Season: 4 vs. TAMU-CC (12/29)

Career: 5 vs. Maryland (3/14/19)

Blocks

Season: 1 vs. Southern (11/22)

Career: 2 vs. Iowa (3/10/19)

Minutes Played

Season: 41 at Indiana (12/13)

Career: same



#0 AKOL AROP | 6-6 | 195 | Fr. | F | Omaha, Neb.

CAREER STATS

Year	GP	GS	Total										Rebounds												
			Min	Avg	FG	FGA	Pct	3FG	3FGA	Pct	FT	FTA	Pct	Off	Def	Tot	Avg	PF	FO	Ast	TO	Blk	Stl	Pts	Avg
2019-20	11	0	17	1.5	2	4	.500	0	1	.000	2	3	.667	1	9	10	0.9	1	0	1	2	2	1	6	0.5
TOTAL	11	0	17	1.5	2	4	.500	0	1	.000	2	3	.667	1	9	10	0.9	1	0	1	2	2	1	6	0.5

2019-20 GAME BY GAME

Opponent	Date	GS	Min	TOTAL			3-PTS			REBOUNDS			PF	FO	A	TO	Blk	Stl	Pts	Avg				
				FG	FGA	Pct	3FG	FGA	Pct	FT	FTA	Pct									Off	Def	Tot	Avg
UC Riverside	11/5/19	1	0	1	.000	0	1	.000	0	0	.000	0	1	1	1.0	0	0	0	0	0	0.0			
Southern Utah	11/9/19	DNP																						
South Dakota St.	11/15/19	1	0	0	.000	0	0	.000	0	0	.000	0	1	1	1.0	0	0	0	0	0	0.0			
Southern	11/22/19	DNP																						
vs. Washington State	11/25/19	DNP																						
vs. George Mason	11/26/19	DNP																						
vs. South Florida	11/27/19	DNP																						
at Georgia Tech	12/04/19	1	0	0	.000	0	0	.000	0	0	.000	0	0	0	0.7	0	0	0	0	0	0.0			
at Creighton	12/7/19	3	0	1	.000	0	0	.000	2	2	1.000	0	4	4	1.5	0	0	0	1	1	0	2	0.5	
at Indiana	12/13/19	0+	0	0	.000	0	0	.000	0	0	.000	0	0	0	1.2	0	0	0	0	0	0	0	0.4	
Purdue	12/15/19	DNP																						
North Dakota	12/21/19	DNP																						
TAMU-Corpus Christi	12/29/19	2	0	0	.000	0	0	.000	0	0	.000	0	1	1	1.2	0	0	0	1	0	0	0	0.3	
Rutgers	1/3/20	2	0	0	.000	0	0	.000	0	0	.000	0	0	0	1.0	0	0	0	0	0	0	0	0.3	
Iowa	1/7/20	DNP																						
at Northwestern	1/11/20	DNP																						
at No. 21 Ohio State	1/14/20	1	0	0	.000	0	0	.000	0	0	.000	0	0	0	0.9	0	0	0	0	0	0	0	0.3	
Indiana	1/18/20	DNP																						
at Wisconsin	1/21/20	1	0	0	.000	0	0	.000	0	0	.000	1	0	1	0.9	0	0	0	0	1	0	0	0.2	
at No. 24 Rutgers	1/25/20	DNP																						
Michigan	1/28/20	2	0	0	.000	0	0	.000	0	0	.000	0	0	0	0.8	1	0	0	0	0	0	0	0.2	
No. 24 Penn State	2/1/20	3	2	2	1.000	0	0	.000	0	1	.000	0	2	2	0.9	0	0	1	0	0	1	4	0.5	
Totals		0	17	2	4	.500	0	1	.000	2	3	.667	1	9	10	0.9	1	0	1	2	2	1	6	0.5

NOTING AROP

- True freshman who has seen limited duty in his first season at Nebraska, playing in 11 games
- Has his first two career field goals, two boards and a steal in three minutes of work against Penn State
- Was held scoreless in two minutes against Michigan
- Had an offensive rebound and a blocked shot in limited action at Wisconsin
- Played the final two minutes against Rutgers
- Grabbed a rebound in the final two minutes against Texas A&M-Corpus Christi
- Was used as a defensive sub against Indiana late in the game
- Earned his most extensive time against Creighton, totaling two points, four rebounds and a blocked shot in four minutes
 - Played the final minute against Georgia Tech
 - Had a rebound in a minute of work against South Dakota State
 - Grabbed a rebound in his collegiate debut against UC Riverside
 - 2019 Gatorade Player of the Year in Nebraska who averaged 19.4 points, 10.9 rebounds and 2.6 blocks per game as a senior at Omaha Creighton Prep High School
 - First-team all-state selection by the Omaha World-Herald and Lincoln Journal Star after recording 19 double-doubles as a senior
 - Totaled 1,268 points on 66 percent shooting, 733 rebounds and 162 blocks in three seasons at Creighton Prep
 - Was AAU teammates with fellow Husker freshmen Jace Piatkowski, Charlie Easley and Bret Porter
 - One of nine kids in the family, including older brother, Aguek, who plays basketball at San Diego State

MISC. STATS

Category	2019-20	Career
Double-Figure Scoring	0	0
Double-Figure Rebounding	0	0
Double-Figure Assists	0	0
Double-Doubles	0	0
Led NU in Scoring	0	0
Led NU in Rebounding	0	0
Led NU in Assists	0	0
20+ Point Games	0	0
30+ Point Games	0	0

TOP PERFORMANCES OF 2019-20

Category	No.	Opponent (Date)
Points	4	Penn State (2/1/20)
	2	at Creighton (12/7/19)
Rebounds	4	at Creighton (12/7/19)
	2	Penn State (2/1/20)
	1	at Wisconsin (1/21/20)
	1	Texas A&M-CC (12/29/19)
	1	UC Riverside (11/5/19)
1	South Dakota State (11/15/19)	
Assists	1	Penn State (2/1/20)


#1 KEVIN CROSS | 6-8 | 240 | Fr. | F | Little Rock, Ark.

CAREER STATS

Year	GP	GS	Total									Rebounds				PF	FO	Ast	TO	Blk	Stl	Pts	Avg		
			Min	Avg	FG	FGA	Pct	3FG	3FGA	Pct	FT	FTA	Pct	Off	Def									Tot	Avg
2019-20	22	0	409	18.6	63	165	.382	23	73	.315	20	32	.625	25	65	90	4.1	45	1	24	24	7	6	169	7.7
TOTAL	22	0	409	18.6	63	165	.382	23	73	.315	20	32	.625	25	65	90	4.1	45	1	24	24	7	6	169	7.7

2019-20 GAME BY GAME

Opponent	Date	GS	Min	TOTAL			3-PTS			REBOUNDS			PF	FO	A	TO	Blk	Stl	Pts	Avg				
				FG	FGA	Pct	3FG	FGA	Pct	FT	FTA	Pct									Off	Def	Tot	Avg
UC Riverside	11/05/19	14	1	10	.100	1	6	.167	1	2	.500	3	0	3	3.0	2	0	0	0	4	4.0			
Southern Utah	11/09/19	36	8	15	.533	1	3	.333	2	2	1.000	3	2	5	4.0	1	0	2	1	0	11.5			
South Dakota St.	11/15/19	17	4	5	.800	1	1	1.000	1	1	1.000	0	2	2	3.3	4	0	0	1	2	11.0			
Southern	11/22/19	23	4	6	.667	0	2	.000	0	2	.000	0	1	1	2.8	0	0	2	0	0	10.3			
vs. Washington St.	11/25/19	26	6	8	.750	2	4	.500	0	2	.000	0	8	8	3.8	0	0	1	3	2	11.0			
vs. George Mason	11/26/19	20	4	8	.500	3	5	.600	0	0	.000	1	4	5	4.0	1	0	1	2	1	0	11	11.0	
vs. South Florida	11/27/19	16	0	5	.000	0	2	.000	0	0	.000	0	1	1	3.6	0	0	1	1	0	0	0	9.4	
at Georgia Tech	12/04/19	17	1	6	.167	0	3	.000	0	0	.000	1	4	5	3.8	1	0	1	2	0	0	2	8.5	
at Creighton	12/7/19	10	0	3	.000	0	2	.000	0	2	.000	0	1	1	3.4	1	0	0	1	0	0	0	7.6	
at Indiana	12/13/19	13	1	3	.333	0	2	.000	1	2	.500	3	4	7	3.8	2	0	2	0	0	0	3	7.1	
Purdue	12/15/19	23	3	8	.375	1	4	.250	0	0	.000	1	6	7	4.1	1	0	3	1	0	1	7	7.1	
North Dakota	12/21/19	15	3	9	.333	1	4	.250	2	3	.667	3	2	5	4.2	4	0	1	3	0	0	9	7.3	
TAMU-Corpus Christi	12/29/19	15	1	4	.250	0	1	.000	0	0	.000	2	4	6	4.3	2	0	3	1	0	1	2	6.8	
Rutgers	1/3/20	19	2	9	.222	0	4	.000	3	3	1.000	2	2	4	4.3	1	0	0	0	0	0	7	6.9	
Iowa	1/7/20	18	3	8	.375	1	3	.333	4	5	.800	1	4	5	4.3	3	0	0	1	0	1	11	7.1	
at Northwestern	1/11/20	21	3	11	.273	3	7	.429	0	0	.000	2	3	5	4.4	1	0	2	0	0	0	9	7.3	
at No. 21 Ohio State	1/14/20	10	2	4	.500	1	1	1.000	0	0	.000	1	1	2	4.2	4	0	0	1	0	0	5	7.1	
Indiana	1/18/20	16	1	5	.200	1	3	.333	2	2	1.000	0	2	2	4.1	5	1	1	2	0	0	5	7.0	
at Wisconsin	1/21/20	21	6	11	.545	3	5	.600	2	3	.667	0	2	2	4.0	3	0	1	0	0	3	17	7.5	
at No 24 Rutgers	1/25/20	17	2	8	.250	0	3	.000	0	0	.000	0	5	5	4.1	3	0	3	0	0	0	4	7.4	
Michigan	1/28/20	21	6	11	.545	3	5	.600	2	2	1.000	0	4	4	4.0	4	0	2	3	0	0	17	7.8	
No. 24 Penn State	2/1/20	21	2	8	.250	1	3	.333	0	1	.000	2	3	5	4.1	2	0	0	0	1	0	5	7.7	
Totals		0	409	63	165	.382	23	73	.315	20	32	.625	25	65	90	4.1	45	1	24	24	7	6	169	7.7

NOTING CROSS

- True freshman who is splitting time at center and can step out to 3-point range
- Had five points and five boards in 20 minutes against Penn State
- Shined against Michigan with 17 points, including a trio of 3-pointers, four boards and two assists
- Provided a big spark off the bench, scoring 17 points, including a trio of 3-pointers, and three steals at Wisconsin
- Finished with nine points, including a career-high three 3-pointers, at Northwestern
- Made a big contribution off the bench with 11 points, including eight in the second half, and five boards vs. Iowa
- Tallied seven points and four boards in 19 minutes off the bench against Rutgers
- Turned in a solid effort against Texas A&M-CC with six rebounds and three assists in 15 minutes of work
- Came off the bench to score nine points and grab five rebounds against North Dakota
- Finished with seven points, seven rebounds and three assists in a win over Purdue
- Had three points, but chipped in seven rebounds and two assists at Indiana
- Totaled 11 points - all in the second half - and tied for team high with five rebounds against George Mason
- Finished with 14 points on 6-of-8 shooting and a season-high eight rebounds in a win over Washington State
- Scored all eight points of his in the second half against Southern and added two assists in the overtime win
- Came off the bench with 10 points on 4-of-5 shooting in 17 minutes against South Dakota State
- Led Nebraska with 19 points on 8-of-15 shooting against Southern Utah, as his 19 points were the most by a Husker freshman since 2013
 - Two-time all-state performer at Mills University Studies High School helping his team to state runner-up finishes in 2018 and 2019
 - Averaged 18 points, 10 rebounds and two assists per game as a senior, earning second-team all-state (all classes) recognition by the Arkansas Democrat Gazette

MISC. STATS

Category	2019-20	Career
Double-Figure Scoring	7	7
Double-Figure Rebounding	0	0
Double-Figure Assists	0	0
Double-Doubles	0	0
Led NU in Scoring	1	1
Led NU in Rebounding	2	2
Led NU in Assists	0	0
20+ Point Games	0	0
30+ Point Games	0	0

TOP PERFORMANCES OF 2019-20

Category	No.	Opponent (Date)
Points	19	Southern Utah (11/9/19)
	17	at Wisconsin (1/21/20)
	17	Michigan (1/28/20)
Rebounds	8	vs. Washington State (11/25/19)
	7	at Indiana (12/13/19)
	7	Purdue (12/15/19)
Assists	3	Purdue (12/15/19)
	3	at Rutgers (1/24/20)
	3	Texas A&M-CC (12/29/19)
	2	at Indiana (12/13/19)
	2	Southern (11/22/19)
	2	at Northwestern (1/28/20)



#3 CAM MACK | 6-2 | 175 | So. | G | Austin, Texas

CAREER STATS

Year	GP	GS	Total					Rebounds																	
			Min	Avg	FG	FGA	Pct	3FG	3FGA	Pct	FT	FTA	Pct	Off	Def	Tot	Avg	PF	FO	Ast	TO	Blk	Stl	Pts	Avg
2019-20	22	19	764	34.7	99	239	.414	37	100	.370	50	87	.575	23	76	99	4.5	55	1	145	60	9	24	285	13.0
TOTAL	22	19	764	34.7	99	239	.414	37	100	.370	50	87	.575	23	76	99	4.5	55	1	145	60	9	24	285	13.0

2019-20 GAME BY GAME

Opponent	Date	GS	Min	TOTAL			3-PTS			REBOUNDS															
				FG	FGA	Pct	3FG	FGA	Pct	FT	FTA	Pct	Off	Def	Tot	Avg	PF	FO	A	TO	Blk	Stl	Pts	Avg	
UC Riverside	11/05/19	*	32	4	13	.308	2	5	.400	1	2	.500	3	6	9	9.0	1	0	3	2	0	0	11	11.0	
Southern Utah	11/09/19	*	42	5	14	.357	0	6	.000	3	6	.500	1	6	7	8.0	2	0	11	3	1	2	13	12.0	
South Dakota St.	11/15/19	*	35	8	14	.571	3	6	.500	5	7	.714	1	1	2	6.0	2	0	4	1	0	3	24	16.0	
Southern	11/22/19	*	36	6	11	.545	0	0	.000	4	7	.571	1	1	2	5.0	3	0	8	3	0	1	16	16.0	
vs Washington St.	11/25/19	*	37	2	8	.250	0	2	.000	6	11	.545	1	7	8	5.6	5	1	6	5	0	3	10	14.8	
vs George Mason	11/26/19	*	30	4	9	.444	1	3	.333	0	0	.000	1	1	2	5.0	4	0	3	4	0	0	9	13.8	
vs. South Florida	11/27/19	*	27	2	5	.400	0	0	.000	1	2	.500	1	3	4	4.9	1	0	7	1	0	2	5	12.6	
at Georgia Tech	12/04/19	*	35	4	11	.364	1	3	.333	2	4	.500	1	1	2	4.5	4	0	6	3	1	1	11	12.4	
at Creighton	12/7/19	*	30	4	9	.444	1	3	.333	3	5	.600	0	2	2	4.2	3	0	3	2	1	1	12	12.3	
at Indiana	12/13/19	*	45	5	14	.357	3	8	.375	2	2	1.000	0	3	3	4.1	3	0	10	4	0	2	15	12.6	
Purdue	12/15/19	*	35	4	7	.571	3	4	.750	0	0	.000	2	8	10	4.6	2	0	12	3	1	1	11	12.5	
North Dakota	12/21/19	*	38	7	9	.778	3	5	.600	2	4	.500	2	5	7	4.8	4	0	7	5	0	1	19	13.0	
TAMU-Corpus Christi	12/29/19	*	31	3	9	.333	1	4	.250	3	4	.750	0	3	3	4.7	1	0	5	2	0	3	10	12.8	
Rutgers	1/3/20	*	32	3	8	.375	2	5	.400	3	5	.600	2	3	5	4.7	3	0	6	2	0	1	11	12.6	
Iowa	1/7/20	*	39	6	13	.462	2	7	.286	1	2	.500	0	2	2	4.5	0	0	10	1	0	0	15	12.8	
at Northwestern	1/11/20	*	40	4	13	.308	1	6	.167	2	5	.400	2	8	10	4.9	1	0	7	3	0	0	11	12.7	
at No. 21 Ohio State	1/14/20	*	37	5	15	.333	0	4	.000	0	0	.000	1	1	2	4.7	4	0	6	1	2	1	10	12.5	
Indiana	1/18/20	*	37	5	15	.333	3	8	.375	7	11	.636	0	3	3	4.6	3	0	9	3	1	0	20	12.9	
at Wisconsin	1/21/20	*	36	5	15	.333	2	7	.286	2	3	.667	0	7	7	4.7	1	0	6	3	1	0	14	13.0	
at No 24 Rutgers	1/25/20	*	30	6	7	.857	4	5	.800	3	5	.600	0	1	1	4.6	2	0	4	3	1	1	19	13.3	
Michigan	1/28/20	*	38	7	14	.500	5	7	.714	0	2	.000	3	4	7	4.7	3	0	9	3	0	1	19	13.6	
No. 24 Penn State	2/1/20	*	22	0	6	.000	0	2	.000	0	0	.000	1	0	1	4.5	3	0	3	3	0	0	0	13.0	
Totals			19	764	99	239	.414	37	100	.370	50	87	.575	23	76	99	4.5	55	1	145	60	9	24	285	13.0

NOTING MACK

- Junior college transfer who has emerged as the Huskers' starting point guard
- Was held scoreless in 22 minutes off the bench against No. 24 Penn State
- Finished with 19 points, including five 3-pointers, nine assists and seven boards against Michigan
- Had 16 of his team-high 19 points in the second half at Rutgers, hitting a then- career-high four 3-pointers
- Totaled 14 points, seven rebounds and six assists in the loss at Wisconsin
- Posted his second 20-point game of the year with 20 points and nine assists against Indiana
- Nearly posted a triple double with 11 points, 10 rebounds and seven assists at Northwestern
- Posted his fourth double-double of the season with 15 points and 10 assists vs. Iowa
- Finished with 11 points, six assists and five boards against Rutgers
- Had 10 points, five assists and three steals in the win over Texas A&M-Corpus Christi
- Totaled a team-high 19 points along with seven rebounds and seven assists against North Dakota
- Recorded the first triple-double in school history against Purdue with 11 points, 12 assists and 10 rebounds and is the first Husker in at least 30 years with a points-assists double-double in consecutive games
- Shined against Indiana with a double-double, finishing with 15 points, including a trio of 3-pointers, and 10 assists
- Came off the bench with 12 points and three assists at Creighton
- Finished with 11 points and six assists in the loss at Georgia Tech
- Came off the bench in the win over South Florida and had seven assists and five points in 27 minutes
- Posted 10 points, eight rebounds and six assists vs. Washington State
- Finished with 16 points and eight assists in the win over Southern
- Posted his first 20-point game with 24 points, four assists and three steals in the win over South Dakota State
- Dished out 11 assists while scoring 13 points and snaring seven rebounds against Southern Utah
- Nearly posted a double-double in his Husker debut with 11 points and nine rebounds against UC Riverside
- Rated as the top point guard and No. 3 overall JC player in the country according to JUCORrecruiting.com
- Garnered first-team All-Region 18 honors at Salt Lake Community College, averaging 19.1 points, 7.6 assists, 5.9 rebounds and 2.4 steals per game in 2018-19
- Ranked fifth nationally in NJCAA in assists per game while finishing 24th nationally in steals per game
- Totaled five 30-point games and had 10-or-more assists nine times in his year at the school
- Led Christian Life Preparatory High School to a Texas Christian Athletic League Class 4A state championship as a senior, averaging 24.5 points, 2.5 rebounds, 1.5 steals and 1.2 assists per game

MISC. STATS

Category	2019-20	Career
Double-Figure Scoring	19	19
Double-Figure Rebounding	2	2
Double-Figure Assists	4	4
Double-Doubles	5	5
Triple-Doubles	1	1
Led NU in Scoring	7	7
Led NU in Rebounding	5	5
Led NU in Assists	20	20
20+ Point Games	2	2
30+ Point Games	0	0

TOP PERFORMANCES OF 2019-20

Category	No.	Opponent (Date)
Points	24	South Dakota State (11/15/19)
	20	Indiana (1/18/20)
	19	North Dakota (12/21/19)
	19	at Rutgers (1/24/20)
	19	Michigan (1/28/20)
Rebounds	10	Purdue (12/15/19)
	10	at Northwestern (1/11/20)
	9	UC Riverside (11/5/19)
Assists	12	Purdue (12/15)
	11	Southern Utah (11/9/19)
	10	at Indiana (12/13/19)
	10	Iowa (1/7/20)



#11 DACHON BURKE JR. | 6-4 | 180 | Jr. | G | Orange, N.J.

CAREER STATS

Year	GP	GS	Total		Total									Rebounds				PF	FO	Ast	TO	Blk	Stl	Pts	Avg
			Min	Avg	FG	FGA	Pct	3FG	3FGA	Pct	FT	FTA	Pct	Off	Def	Tot	Avg								
2016-17*	33	17	755	22.9	95	226	.420	14	44	.318	47	64	.734	49	79	128	3.9	74	4	24	58	11	51	251	7.6
2017-18*	32	32	1044	32.6	210	458	.459	44	130	.338	98	156	.628	59	125	184	5.8	81	0	80	86	16	67	562	17.6
2019-20	22	22	621	28.2	97	250	.388	22	83	.265	35	65	.538	21	65	86	3.9	40	0	30	29	15	30	251	11.4
TOTAL	22	22	621	28.2	97	250	.388	22	83	.265	35	65	.538	21	65	86	3.9	40	0	30	29	15	30	251	11.4
<i>All*</i>	<i>87</i>	<i>71</i>	<i>2420</i>	<i>27.8</i>	<i>402</i>	<i>934</i>	<i>.430</i>	<i>80</i>	<i>257</i>	<i>.311</i>	<i>180</i>	<i>285</i>	<i>.632</i>	<i>129</i>	<i>269</i>	<i>398</i>	<i>4.6</i>	<i>195</i>	<i>4</i>	<i>134</i>	<i>173</i>	<i>42</i>	<i>148</i>	<i>1064</i>	<i>12.2</i>

2019-20 GAME BY GAME

Opponent	Date	GS	Min	TOTAL			3-PTS			REBOUNDS				PF	FO	A	TO	Blk	Stl	Pts	Avg				
				FG	FGA	Pct	3FG	FGA	Pct	FT	FTA	Pct	Off									Def	Tot	Avg	
UC Riverside	11/05/19	*	23	2	7	.286	0	3	.000	3	4	.750	0	2	2	2.0	0	0	0	2	1	1	7	7.0	
Southern Utah	11/09/19	*	33	4	10	.400	1	4	.250	4	4	1.000	0	4	4	3.0	4	0	2	1	1	1	13	10.0	
South Dakota State	11/15/19	*	28	5	13	.385	1	4	.250	6	9	.667	3	4	7	4.3	2	0	1	0	0	1	17	12.3	
Southern	11/22/19	*	17	3	6	.500	2	3	.667	1	6	.167	1	2	3	4.0	1	0	1	0	2	0	9	11.5	
vs Washington St.	11/25/19	*	29	5	13	.385	1	2	.500	3	4	.750	1	4	5	4.2	0	0	2	0	0	1	14	12.0	
vs George Mason	11/26/19	*	31	5	12	.417	2	5	.400	2	4	.500	0	2	2	3.8	1	0	1	4	1	5	14	12.3	
vs. South Florida	11/27/19	*	31	8	11	.727	3	5	.600	2	4	.500	1	3	4	3.9	2	0	1	1	1	0	21	13.6	
at Georgia Tech	12/04/19	*	20	1	9	.111	1	5	.200	1	2	.500	0	1	1	3.5	1	0	1	0	0	0	4	12.4	
at Creighton	12/7/19	*	29	4	12	.333	0	2	.000	1	3	.333	1	6	7	3.9	2	0	2	2	0	2	9	12.0	
at Indiana	12/13/19	*	40	9	16	.563	4	8	.500	3	4	.750	0	1	1	3.6	4	0	2	2	0	2	25	13.3	
Purdue	12/15/19	*	32	7	13	.538	4	7	.571	0	1	.000	1	6	7	3.9	3	0	2	1	1	2	18	13.7	
North Dakota	12/21/19	*	32	5	12	.417	0	2	.000	0	1	.000	1	2	3	3.8	1	0	1	0	0	3	10	13.4	
TAMU-Corpus Christi	12/29/19	*	21	1	13	.077	0	4	.000	2	4	.500	2	4	6	4.0	1	0	0	1	3	2	4	12.7	
Rutgers	1/3/20	*	26	2	9	.222	0	4	.000	1	4	.250	4	1	5	4.1	1	0	1	2	2	1	5	12.1	
Iowa	1/7/20	*	28	5	8	.625	1	3	.333	2	3	.667	0	1	1	3.9	4	0	0	2	0	0	13	12.2	
at Northwestern	1/11/20	*	33	3	14	.214	1	5	.200	0	0	.000	0	6	6	4.0	1	0	2	0	1	2	7	11.9	
at No. 21 Ohio State	1/14/20	*	27	4	11	.364	0	2	.000	1	2	.500	2	2	4	4.0	1	0	2	2	0	1	9	11.7	
Indiana	1/18/20	*	28	5	12	.417	0	4	.000	2	4	.500	1	3	4	4.0	1	0	0	1	0	2	12	11.7	
at Wisconsin	1/21/20	*	36	10	14	.714	0	2	.000	0	0	.000	0	8	8	4.2	2	0	1	2	1	1	20	12.2	
at No 24 Rutgers	1/25/20	*	23	1	8	.125	0	2	.000	0	0	.000	1	1	2	4.1	2	0	5	2	0	1	2	11.7	
Michigan	1/28/20	*	27	3	12	.250	0	4	.000	1	2	.500	0	1	1	4.0	3	0	2	2	1	0	7	11.4	
No. 24 Penn State	2/1/20	*	27	5	15	.333	1	3	.333	0	0	.000	2	1	3	3.9	3	0	1	2	0	2	11	11.4	
Totals			22	621	97	250	.388	22	83	.265	35	65	.538	21	65	86	3.9	40	0	30	29	15	30	251	11.4

NOTING BURKE

- Has started all 21 games as Nebraska has utilized a four-guard lineup in 2019-20
- Tallied 11 points, three boards and two steals in 27 minutes vs. No. 24 Penn State
- Dished out a season-high five assists at Rutgers, but was held to two points on 1-of-8 shooting
- Posted his third 20-point game of the year at Wisconsin with 20 points on 10-of-14 shooting, and a season-high eight rebounds in 36 minutes
- Finished with 12 points, four rebounds and two steals against Indiana
- Had seven points, six rebounds and two assists at Northwestern
- Finished with 13 points in the win over Iowa
- Held to just four points, but grabbed six rebounds and blocked a season-high three shots vs. Texas A&M-CC
- Finished with 10 points, three rebounds and three steals vs. North Dakota
- Led Nebraska with 18 points, including 4-of-7 from 3-point range, and seven rebounds in a win over Purdue
- Scored a season-high 25 points at Indiana, including a game-tying 3-pointer with 1.0 second left in regulation, as went 9-of-16 from the field and had four 3-pointers
- Nearly had a double-double with nine points and a season-high seven boards at Creighton
- Enjoyed a strong performance at the Cayman Islands Classic, averaging 16.3 points per game on 50 percent shooting, 3.7 steals and 2.0 steals per game
- Totaled a season-high 21 points on 8-of-11 shooting including two crucial 3-pointers after South Florida pulled within one in the second half
- Totaled 14 points - including Nebraska's first 12 points - and a season-high five steals in the loss to George Mason
- Had 14 points and five rebounds in the win over Washington State
- Finished with nine points and two blocked shots in the overtime win over Southern
- Tallied a season-high 17 points and seven boards in 28 minutes of work against South Dakota State
- Reached double figures for the first time at Nebraska with 13 points and four rebounds vs. Southern Utah
- Sat out the 2018-19 season after transferring from Robert Morris
- Earned second-team All-Northeast Conference honors in 2017-18, averaging 17.6 points, 5.8 rebounds and 2.1 assists per game, as he led the NEC in steals and was fourth in scoring
- Four-time conference player of the week who reached double figures 30 times as a sophomore

MISC. STATS

Category	2019-20	Career*
Double-Figure Scoring	12	53
Double-Figure Rebounding	0	3
Double-Figure Assists	0	0
Double-Doubles	0	3
Led NU in Scoring	4	4
Led NU in Rebounding	3	3
Led NU in Assists	1	1
20+ Point Games	3	13
30+ Point Games	0	0

*Includes Robert Morris

TOP PERFORMANCES OF 2019-20

Category	No.	Opponent (Date)
Points	25	at Indiana (12/13/19)
	21	vs. South Florida (11/27/19)
	20	at Wisconsin (1/21/20)
	18	Purdue (12/15/19)
Rebounds	8	at Wisconsin (1/21/20)
	7	Purdue (12/15/19)
	7	South Dakota State (11/15/19)
	7	at Creighton (12/7/19)
Assists	5	at Rutgers (1/24/20)



#22 HAANIF CHEATHAM | 6-5 | 195 | Sr. | G | Fort Lauderdale, Fla.

CAREER STATS

Year	GP	GS	Total			Rebounds											
			Min	Avg	Pct	Off	Def	Tot	Avg	PF	FO	Ast	TO	Blk	Stl	Pts	Avg
2015-16*	33	33	974	29.5	.387	13	98	111	3.4	67	1	73	88	1	34	391	11.8
2016-17*	32	25	814	25.4	.325	22	101	123	3.8	49	0	71	51	4	23	278	8.7
2017-18*	5	5	131	26.2	.432	2	12	14	2.8	7	0	7	8	0	5	41	8.2
2018-19*	10	10	273	27.3	.364	4	44	48	4.8	12	0	19	24	2	12	132	13.2
2019-20	22	22	712	32.4	.345	9	76	85	3.9	26	0	30	27	5	19	273	12.4
TOTAL	22	22	712	32.4	.345	9	76	85	3.9	26	0	30	27	5	19	273	12.4
All*	102	95	2904	28.5	.361	50	331	381	3.7	161	1	200	198	12	93	1115	10.9

2019-20 GAME BY GAME

Opponent	Date	GS	Min	TOTAL			3-PTS			REBOUNDS															
				FG	FGA	Pct	3FG	FGA	Pct	FT	FTA	Pct	Off	Def	Tot	Avg	PF	FO	A	TO	Blk	Stl	Pts	Avg	
UC Riverside	11/05/19	*	26	0	3	.000	0	2	.000	1	2	.500	0	2	2	2.0	0	0	3	1	0	1	1	1.0	
Southern Utah	11/09/19	*	35	1	3	.333	0	0	.000	2	5	.400	0	5	5	3.5	3	0	1	1	1	2	4	2.5	
South Dakota St.	11/15/19	*	30	8	11	.727	0	2	.000	1	3	.333	1	5	6	4.3	1	0	3	1	1	0	17	7.3	
Southern	11/22/19	*	34	2	5	.400	0	1	.000	1	3	.333	0	7	7	5.0	1	0	2	0	0	1	5	6.8	
vs. Washington St.	11/25/19	*	34	8	10	.800	2	3	.667	1	2	.500	1	6	7	5.4	3	0	0	3	0	0	19	9.2	
vs. George Mason	11/26/19	*	31	5	9	.556	2	4	.500	1	2	.500	0	1	1	4.7	0	0	0	0	0	1	13	9.8	
vs. South Florida	11/27/19	*	37	8	11	.727	1	1	1.000	9	11	.818	0	3	3	4.4	3	0	0	2	0	0	26	12.1	
at Georgia Tech	12/04/19	*	35	6	11	.545	0	1	.000	2	4	.500	2	9	11	5.3	2	0	2	3	0	2	14	12.4	
at Creighton	12/7/19	*	32	5	12	.417	0	2	.000	4	5	.800	1	4	5	5.2	1	0	1	1	0	0	14	12.6	
at Indiana	12/13/19	*	41	7	15	.467	2	6	.333	5	6	.833	0	6	6	5.3	2	0	3	0	0	0	21	13.4	
Purdue	12/15/19	*	36	4	11	.364	1	5	.200	0	0	.000	0	1	1	4.9	1	0	4	2	0	2	9	13.0	
North Dakota	12/21/19	*	33	4	7	.571	0	1	.000	2	2	1.000	0	2	2	4.7	2	0	0	1	1	1	10	12.8	
TAMU-Corpus Christi	12/29/19	*	30	4	8	.500	1	1	1.000	8	9	.889	0	3	3	4.5	0	0	0	0	1	2	17	13.1	
Rutgers	1/3/20	*	34	5	12	.417	2	4	.500	4	6	.667	1	2	3	4.4	1	0	1	0	0	1	16	13.3	
Iowa	1/7/20	*	34	4	8	.500	3	4	.750	3	8	.375	2	4	6	4.5	0	0	0	2	0	1	14	13.3	
at Northwestern	1/11/20	*	31	4	12	.333	1	4	.250	1	2	.500	0	1	1	4.3	2	0	0	2	1	3	10	13.1	
at No. 21 Ohio State	1/14/20	*	30	4	10	.400	1	4	.250	0	0	.000	0	3	3	4.2	1	0	1	1	0	0	9	12.9	
Indiana	1/18/20	*	34	4	10	.400	2	5	.400	0	1	.000	0	1	1	4.1	0	0	3	1	0	0	10	12.7	
at Wisconsin	1/21/20	*	21	1	5	.200	0	1	.000	0	0	.000	0	0	0	3.8	0	0	2	0	0	0	2	12.2	
at No 24 Rutgers	1/25/20	*	26	3	9	.333	0	3	.000	4	4	1.000	0	2	2	3.8	1	0	2	2	0	0	10	12.1	
Michigan	1/28/20	*	33	7	11	.636	0	1	.000	3	4	.750	0	2	2	3.7	2	0	0	1	0	0	17	12.3	
No. 24 Penn State	2/1/20	*	35	5	10	.500	2	3	.667	3	6	.500	1	7	8	3.9	0	0	2	3	0	2	15	12.4	
Totals			22	712	99	203	.488	20	58	.345	55	85	.647	9	76	85	3.9	26	0	30	27	5	19	273	12.4

• Cayman Islands Classic All-Tournament Team

NOTING CHEATHAM

- One of NU's most experienced players, as he has made 93 career starts and totaled over 1,000 career points in his college career
- Led NU with 15 points, including a pair of 3-pointers, eight boards and two steals vs. No. 24 Penn State
- Finished with 17 points on 7-of-11 shooting in the loss to Michigan
- Tallied 10 points and two assists in 25 minutes at Rutgers
- Totaled 10 points, including a pair of 3-pointers, and three assists against Indiana
- Held to nine points and three boards in the loss to No. 21 Ohio State, snapping a streak of five straight games in double figures
- Totaled 10 points and three steals at Northwestern
- Had 13 of his 14 points in the first half in the win over Iowa and added six boards
- Paced NU with 16 points and three rebounds against Rutgers
- Led Nebraska with 17 points, including 8-of-9 from the foul line, in the win over Texas A&M-CC
- Came up big at Indiana, finishing with 21 points and six rebounds in a season-high 41 minutes of work
- Led NU with 14 points and added five boards at Creighton
- Recorded his first career double-double with 14 points and a career-high 11 rebounds at Georgia Tech
- Earned a spot on the Cayman Islands Classic All-Tournament team, averaging 19.3 points per game on 70 percent shooting along with 3.7 rebounds per game
- Scored a career-high 26 points in the win over South Florida, hitting 8-of-11 shots from the field and 9-of-11 from the foul line.
- Led NU with 19 points on 8-of-10 shooting along with seven rebounds in the victory over Washington State
- Shined in the win over South Dakota State with 17 points on 8-of-11 shooting, six boards and three assists
- Spent the 2018-19 season at Florida Gulf Coast, averaging 13.2 points and 4.8 rebounds per game, as he reached double figures eight times in 10 games before missing the rest of the season with a shoulder injury
- Began his collegiate career at Marquette, where he spent two-plus seasons, and was named the team's best defensive player in 2015-16 and 2016-17
- Earned All-Big East Freshman team honors, averaging 11.8 points, 3.4 rebounds and 2.2 assists per game as he started all 33 games
- Was a top-100 recruit by all the major recruiting services at Pembroke Pines Charter High School, where he averaged 24.0 points, 5.0 rebounds and 3.0 assists per game

MISC. STATS

Category	2019-20	Career*
Double-Figure Scoring	16	61
Double-Figure Rebounding	1	1
Double-Figure Assists	0	0
Double-Doubles	1	1
Led NU in Scoring	7	7
Led NU in Rebounding	3	3
Led NU in Assists	1	1
20+ Point Games	2	10
30+ Point Games	0	0

*Includes Marquette and Florida Gulf Coast

TOP PERFORMANCES OF 2019-20

Category	No.	Opponent (Date)
Points	26	vs. South Florida (11/27/19)
	21	at Indiana (12/13/19)
	19	vs. Washington State (11/25/19)
Rebounds	11	at Georgia Tech (12/4/19)
	8	Penn State (2/1/20)
	7	Southern (11/22/19)
	7	vs. Washington State (11/25/19)
Assists	4	Purdue (12/15/19)
	3	Indiana (1/18/20)
	3	UC Riverside (11/5/19)
	3	South Dakota State (11/15/19)
	3	at Indiana (12/13/19)


#23 JERVAY GREEN | 6-3 | 210 | Jr. | G | Denver, Colo.

CAREER STATS

Year	Total											Rebounds													
	GP	GS	Min	Avg	FG	FGA	Pct	3FG	3FGA	Pct	FT	FTA	Pct	Off	Def	Tot	Avg	PF	FO	Ast	TO	Blk	Stl	Pts	Avg
2019-20	18	9	428	23.8	49	128	.383	21	70	.300	16	32	.500	14	57	71	3.9	39	2	31	30	5	17	135	7.5
TOTAL	18	9	428	23.8	49	128	.383	21	70	.300	16	32	.500	14	57	71	3.9	39	2	31	30	5	17	135	7.5

2019-20 GAME BY GAME

Opponent	Date	GS	Min	TOTAL			3-PTS			REBOUNDS			PF	FO	A	TO	Blk	Stl	Pts	Avg				
				FG	FGA	Pct	3FG	FGA	Pct	FT	FTA	Pct									Off	Def	Tot	Avg
UC Riverside	11/05/19	*	33	2	9	.222	1	5	.200	0	2	.000	1	1	2	2.0	5	1	2	3	3	2	5	5.0
Southern Utah	11/09/19	*	46	6	18	.333	2	8	.250	4	6	.667	2	6	8	5.0	2	0	1	2	1	3	18	11.5
South Dakota St.	11/15/19	*	24	3	7	.429	0	3	.000	0	0	.000	0	4	4	4.7	2	0	5	2	0	0	6	9.7
Southern	11/22/19	*	36	7	12	.583	4	6	.667	4	7	.571	1	3	4	4.5	2	0	6	3	0	2	22	12.8
vs. Washington St.	11/25/19	*	27	5	9	.556	3	5	.600	3	4	.750	2	6	8	5.2	3	0	2	1	0	0	16	13.4
vs. George Mason	11/26/19	*	24	1	7	.143	0	5	.000	0	0	.000	1	3	4	5.0	3	0	5	2	0	1	2	11.5
vs. South Florida	11/27/19	*	27	1	4	.250	1	3	.333	0	0	.000	0	3	3	4.7	1	0	0	3	0	0	3	10.3
at Georgia Tech	12/04/19	*	34	4	13	.308	3	10	.300	0	2	.000	1	4	5	4.8	3	0	2	3	0	1	11	10.4
at Creighton	12/7/19	*	32	3	8	.375	1	6	.167	3	5	.600	2	4	6	4.9	1	0	1	2	1	1	10	10.3
at Indiana	12/13/19																							
Purdue	12/15/19																							
North Dakota	12/21/19		16	1	2	.500	1	1	1.000	0	0	.000	0	4	4	4.8	1	0	2	0	0	0	3	9.6
TAMU-Corpus Christi	12/29/19		26	3	8	.375	0	2	.000	2	3	.667	1	2	3	4.6	3	0	2	2	0	2	8	9.5
Rutgers	1/3/20		23	2	8	.250	2	6	.333	0	0	.000	1	2	3	4.5	2	0	2	1	0	2	6	9.2
Iowa	1/7/20																							
at Northwestern	1/11/20																							
at No. 21 Ohio State	1/14/20		17	4	6	.667	2	3	.667	0	0	.000	1	3	4	4.5	0	0	0	1	0	0	10	9.2
Indiana	1/18/20		7	1	2	.500	0	1	.000	0	0	.000	0	1	1	4.2	2	0	0	1	0	0	2	8.7
at Wisconsin	1/21/20		12	0	3	.000	0	1	.000	0	0	.000	0	2	2	4.1	1	0	0	1	0	1	0	8.1
at No 24 Rutgers	1/25/20		18	5	7	.714	1	2	.500	0	2	.000	0	5	5	4.1	2	0	0	0	0	2	11	8.3
Michigan	1/28/20		10	0	1	.000	0	1	.000	0	0	.000	0	1	1	3.9	5	1	0	1	0	0	0	7.8
No. 24 Penn State	2/1/20		16	1	4	.250	0	2	.000	0	1	.000	1	3	4	3.9	1	0	1	2	0	0	2	7.5
Totals		9	428	49	128	.383	21	70	.300	16	32	.500	14	57	71	3.9	39	2	31	30	5	17	135	7.5

NOTING GREEN

- Junior college transfer who is finding his way back in the rotation
- Has two points and four rebounds in 16 minutes against Penn State
- Played well at Rutgers, finishing with 11 points, five boards and two steals off the bench
- Hit 4-of-6 shots, including a pair of 3-pointers, in 17 minutes off the bench at No. 21 Ohio State
- Did not play in the win over Iowa or at Northwestern
- Finished with six points, three boards and a pair of assists against Rutgers
- Had eight points, two assists, two steals and two rebounds in 26 minutes vs. Texas A&M-Corpus Christi
- Missed the Indiana and Purdue games because of a violation of team rules, but returned to action against North Dakota and had three points and four rebounds in 15 minutes
- Had 10 points and six boards at Creighton
- Finished with 11 points, including a trio of 3-pointers and five rebounds against Georgia Tech
- Dished out five assists and grabbed four rebounds in the loss to George Mason
- Totaled 16 points and tied for the team lead with eight rebounds in the win over Washington State
- Keyed Nebraska's overtime win over Southern with a season-high 22 points, including four 3-pointers, along with six assists and four rebounds, as he scored six points in overtime
 - Turned in a solid all-around effort against South Dakota State with six points, five assists and four boards in 24 minutes
 - Nearly totaled a double-double against Southern Utah with 18 points and eight boards in 46 minutes
 - Rated as the top combo guard and No. 8 overall JC player in the country according to JUCORrecruiting.com
 - Spent two seasons at Western Nebraska Community College, where he totaled 1,278 points to rank second in school history, while also finishing in the top-10 on career charts for assists (fifth, 297), steals (seventh, 114) and 3-pointers (sixth, 134)
 - Earned NJCAA All-America honors as a sophomore, averaging 23.6 points, 5.7 rebounds and 5.3 assists per game
 - Region IX Co-Player of the Year finished eighth nationally in scoring and totaled six 30-point games in 2018-19
 - Third Western Nebraska CC product to play at NU, joining Bernard Garner, who played on a pair of postseason squads in the mid-1990s and Mike Peltz, who walked on the team during the 2012-13 and 2013-14 seasons
 - Attended George Washington High School in Denver where he averaged nearly 20 points, four rebounds, four assists and three steals for a team that went 25-3 and was the Class 5A runner-up as a senior

MISC. STATS

Category	2019-20	Career
Double-Figure Scoring	7	7
Double-Figure Rebounding	0	0
Double-Figure Assists	0	0
Double-Doubles	0	0
Led NU in Scoring	1	1
Led NU in Rebounding	1	1
Led NU in Assists	2	2
20+ Point Games	1	1
30+ Point Games	0	0

TOP PERFORMANCES OF 2019-20

Category	No.	Opponent (Date)
Points	22	Southern (11/22/19)
	18	Southern Utah (11/9/19)
	16	vs. Washington State (11/25/19)
Rebounds	8	Southern Utah (11/9/19)
	8	vs. Washington State (11/25/19)
	6	at Creighton (12/7/19)
Assists	6	Southern (11/22/19)
	5	vs. George Mason (11/26/19)
	5	South Dakota State (11/15/19)



#24 YVAN QUEDRAOGO | 6-9 | 260 | Fr. | F | Bordeaux, France

CAREER STATS

Year	GP	GS	Total										Rebounds				PF	FO	Ast	TO	Blk	Stl	Pts	Avg	
			Min	Avg	FG	FGA	Pct	3FG	3FGA	Pct	FT	FTA	Pct	Off	Def	Tot									Avg
2019-20	22	22	465	21.1	46	114	.404	0	0	.000	26	52	.500	54	77	131	6.0	35	0	14	33	5	9	118	5.4
TOTAL	22	22	465	21.1	46	114	.404	0	0	.000	26	52	.500	54	77	131	6.0	35	0	14	33	5	9	118	5.4

2019-20 GAME BY GAME

Opponent	Date	GS	Min	TOTAL			3-PTS			REBOUNDS			PF	FO	A	TO	Blk	Stl	Pts	Avg				
				FG	FGA	Pct	3FG	FGA	Pct	FT	FTA	Pct									Off	Def	Tot	Avg
UC Riverside	11/05/19	*	21	4	6	.667	0	0	.000	1	4	.250	0	3	3	3.0	1	0	1	1	1	2	9	9.0
Southern Utah	11/09/19	*	14	1	6	.167	0	0	.000	0	0	.000	2	3	5	4.0	1	0	0	2	0	0	2	5.5
South Dakota St.	11/15/19	*	21	3	7	.429	0	0	.000	0	1	.000	6	6	12	6.7	4	0	2	5	0	0	6	5.7
Southern	11/22/19	*	22	3	4	.750	0	0	.000	5	7	.714	1	3	4	6.0	0	0	0	0	1	0	11	7.0
vs. Washington St.	11/25/19	*	14	2	4	.500	0	0	.000	0	2	.000	1	0	1	5.0	1	0	0	2	0	0	4	6.4
vs. George Mason	11/26/19	*	20	1	2	.500	0	0	.000	0	0	.000	3	2	5	5.0	1	0	0	1	2	2	2	5.7
vs. South Florida	11/27/19	*	24	2	3	.667	0	0	.000	2	2	1.000	1	4	5	5.0	2	0	0	1	0	0	6	5.7
at Georgia Tech	12/04/19	*	23	1	5	.200	0	0	.000	1	4	.250	4	3	7	5.3	0	0	1	2	0	1	3	5.4
at Creighton	12/7/19	*	12	1	5	.200	0	0	.000	0	2	.000	1	2	3	5.0	1	0	0	1	0	0	2	5.0
at Indiana	12/13/19	*	32	4	11	.364	0	0	.000	1	4	.250	5	5	10	5.5	4	0	1	2	0	1	9	5.4
Purdue	12/15/19	*	17	3	6	.500	0	0	.000	0	0	.000	0	5	5	5.5	0	0	0	0	0	0	6	5.5
North Dakota	12/21/19	*	25	3	10	.300	0	0	.000	3	6	.500	4	5	9	5.8	1	0	1	1	0	0	9	5.8
TAMU-Corpus Christi	12/29/19	*	25	3	5	.600	0	0	.000	5	7	.714	6	8	14	6.4	3	0	1	2	0	0	11	6.2
Rutgers	1/3/20	*	21	2	5	.400	0	0	.000	0	0	.000	3	1	4	6.2	1	0	0	1	0	0	4	6.0
Iowa	1/7/20	*	22	2	4	.500	0	0	.000	1	2	.500	0	7	7	6.3	2	0	3	3	0	1	5	5.9
at Northwestern	1/11/20	*	19	2	5	.400	0	0	.000	0	0	.000	3	5	8	6.4	3	0	0	0	0	0	4	5.8
at No. 21 Ohio State	1/14/20	*	30	4	8	.500	0	0	.000	2	3	.667	4	1	5	6.3	2	0	2	2	1	0	10	6.1
Indiana	1/18/20	*	22	2	4	.500	0	0	.000	0	0	.000	2	3	5	6.2	1	0	0	1	0	0	4	5.9
at Wisconsin	1/21/20	*	19	0	2	.000	0	0	.000	3	4	.750	5	3	8	6.3	1	0	2	2	0	0	3	5.8
at No 24 Rutgers	1/25/20	*	25	1	5	.200	0	0	.000	0	0	.000	2	2	4	6.2	2	0	0	3	0	1	2	5.6
Michigan	1/28/20	*	17	0	4	.000	0	0	.000	0	0	.000	0	1	1	6.0	2	0	0	1	0	0	0	5.3
No. 24 Penn State	2/1/20	*	20	2	3	.667	0	0	.000	2	4	.500	1	5	6	6.0	2	0	0	0	0	1	6	5.4
Totals		22	465	46	114	.404	0	0	.000	26	52	.500	54	77	131	6.0	35	0	14	33	5	9	118	5.4

NOTING QUEDRAOGO

- Freshman who doesn't turn 18 until following the Big Ten Tournament and is believed to be the youngest player in the Big Ten
- Totaled six points and six rebounds in 20 minutes vs. No. 24 Penn State
- Grabbed eight rebounds, including five off the offensive glass, in 19 minutes at Wisconsin
- Tallied 10 points and five rebounds in 30 minutes in the loss at No. 21 Ohio State
- Grabbed eight rebounds and had four points in 19 minutes at Northwestern
- Finished with five points and seven rebounds in the Huskers' win over Iowa
- Recorded his first double-double - and the first by a Husker freshman since 2013 - with 11 points and a career-high 14 rebounds against Texas A&M-Corpus Christi
 - Came come to a double double with nine points and nine rebounds in 25 minutes vs. North Dakota
 - Totaled six points and five rebounds in 16 minutes in the win over Purdue
 - Nearly posted a double-double in his Big Ten debut, finishing with nine points and a team-high 10 boards in a career-high 33 minutes at Indiana
- Grabbed seven rebounds and added three points at Georgia Tech
- Totaled six points and a team-high five rebounds in the win over South Florida
- Reached double figures for the first time in his career with 11 points, including six in overtime, and four rebounds against Southern
 - Grabbed a season-high 12 rebounds and scored six points in 21 minutes vs. South Dakota State
 - Totaled nine points and five boards in his collegiate debut against UC Riverside
 - Spent the summer playing for the French U-18 National Team, helping France to a 6-1 record and fifth-place finish at the European Championships
 - Attended the National Institute of Sport, Expertise and Performance (INSEP), a program which produced Clint Capela, Boris Diaw and Tony Parker, among others
 - Represented France in the 2018 FIBA U-16 European Championships, when he averaged 12.7 points and 9.7 rebounds per game to earn team MVP honors

MISC. STATS

Category	2019-20	Career
Double-Figure Scoring	3	3
Double-Figure Rebounding	3	3
Double-Figure Assists	0	0
Double-Doubles	1	1
Led NU in Scoring	0	0
Led NU in Rebounding	7	7
Led NU in Assists	0	0
20+ Point Games	0	0
30+ Point Games	0	0

TOP PERFORMANCES OF 2019-20

Category	No.	Opponent (Date)
Points	11	Texas A&M-CC (12/29/19)
	11	Southern (11/22/19)
	10	at Ohio State (1/14/20)
Rebounds	14	Texas A&M-CC (12/29/19)
	12	South Dakota State (11/15/19)
	10	at Indiana (12/13/19)
Blocks	2	vs. George Mason (11/26/19)
	1	UC Riverside (11/5/19)
	1	Southern (11/22/19)
	1	at Northwestern (1/21/20)



#25 MATEJ KAVAS | 6-8 | 200 | Sr. | F | Ljubljana, Slovenia

CAREER STATS

Year	GP	GS	Total										Rebounds												
			Min	Avg	FG	FGA	Pct	3FG	3FGA	Pct	FT	FTA	Pct	Off	Def	Tot	Avg	PF	FO	Ast	TO	Blk	Stl	Pts	Avg
2016-17*	27	0	549	20.3	81	185	.438	42	104	.404	29	42	.690	11	68	79	2.9	51	2	15	23	9	6	233	8.6
2017-18*	33	31	1038	31.5	171	361	.474	91	196	.464	68	86	.791	38	131	169	5.1	100	1	41	67	7	13	501	15.2
2018-19*	24	16	555	23.1	82	179	.458	44	96	.458	38	48	.792	14	96	110	4.6	33	0	16	20	1	6	246	10.3
2019-20	19	1	277	14.6	33	87	.379	20	60	.333	13	19	.684	1	20	21	1.1	21	0	11	8	2	3	99	5.2
TOTAL	19	1	277	14.6	33	87	.379	20	60	.333	13	19	.684	1	20	21	1.1	21	0	11	8	2	3	99	5.2
All*	103	48	2425	23.5	367	812	.452	197	456	.432	148	195	.759	64	315	379	3.7	205	3	83	118	19	28	1079	10.5

2019-20 GAME BY GAME

Opponent	Date	GS	Min	TOTAL			3-PTS			REBOUNDS			PF	FO	A	TO	Blk	Stl	Pts	Avg				
				FG	FGA	Pct	3FG	FGA	Pct	FT	FTA	Pct									Off	Def	Tot	Avg
UC Riverside	11/05/19	25	3	5	.600	2	3	.667	2	3	.667	0	1	1	1.0	1	0	1	1	0	10	10.0		
Southern Utah	11/09/19	19	0	3	.000	0	2	.000	2	4	.500	0	2	2	1.5	2	0	0	0	0	2	6.0		
South Dakota St.	11/15/19	17	1	6	.167	0	4	.000	0	0	.000	0	3	3	2.0	1	0	0	1	0	2	4.7		
Southern	11/22/19	21	3	6	.500	3	6	.500	1	1	1.000	0	1	1	1.8	0	0	0	2	1	1	10	6.0	
vs. Washington St.	11/25/19	14	1	3	.333	0	1	.000	0	0	.000	0	0	0	1.4	2	0	0	0	0	2	5.2		
vs. George Mason	11/26/19	16	2	7	.286	1	4	.250	5	6	.833	0	2	2	1.5	2	0	2	0	0	10	6.0		
vs. South Florida	11/27/19	17	3	4	.750	0	0	.000	0	0	.000	0	0	0	1.3	0	0	1	0	0	6	6.0		
at Georgia Tech	12/04/19	12	0	3	.000	0	2	.000	0	0	.000	0	1	1	1.3	1	0	1	0	0	0	5.3		
at Creighton	12/7/19	24	4	8	.500	3	7	.429	0	0	.000	0	0	0	1.1	2	0	1	1	0	11	5.9		
at Indiana	12/13/19	10	0	3	.000	0	3	.000	0	0	.000	0	0	0	1.0	2	0	0	0	0	0	5.3		
Purdue	12/15/19	18	2	8	.250	0	4	.000	0	0	.000	0	3	3	1.2	0	0	1	1	0	4	5.2		
North Dakota	12/21/19	17	4	5	.800	4	5	.800	0	0	.000	0	0	0	1.1	1	0	0	0	1	12	5.8		
TAMU-Corpus Christi	12/29/19	18	4	9	.444	2	6	.333	0	1	.000	1	4	5	1.4	3	0	1	2	0	1	10	6.1	
Rutgers	1/3/20	12	1	5	.200	1	5	.200	0	0	.000	0	0	0	1.3	1	0	0	0	0	3	5.9		
Iowa	1/7/20	7	0	0	.000	0	0	.000	0	0	.000	0	0	0	1.2	0	0	1	0	0	0	5.5		
at Northwestern	1/11/20	12	2	5	.400	2	4	.500	3	4	.750	0	1	1	1.2	1	0	0	0	0	9	5.7		
at No. 21 Ohio State	1/14/20	7	0	1	.000	0	0	.000	0	0	.000	0	0	0	1.1	0	0	0	0	0	0	5.4		
Indiana	1/18/20	3	0	2	.000	0	1	.000	0	0	.000	0	0	0	1.1	0	0	0	0	0	0	5.1		
at Wisconsin	1/21/20	DNP																						
at No. 24 Rutgers	1/24/20	DNP																						
Michigan	1/28/20	DNP																						
No. 24 Penn State	2/1/20	8	3	4	.750	2	3	.667	0	0	.000	0	2	2	1.1	2	0	2	0	0	0	8	5.2	
Totals		1	277	33	87	.379	20	60	.333	13	19	.684	1	20	21	1.1	21	0	11	8	2	3	99	5.2

NOTING KAVAS

- Graduate transfer who is an excellent shooter and gives NU scoring punch off the bench
- Played for the first time since Jan. 18 against No. 24 Penn State and had eight points in eight minutes of work
- Came off the bench and had nine points in 13 minutes at Northwestern
- Reached double figures for the second straight game with 10 points and a season-high five boards against Texas A&M-Corpus Christi
- Nearly rallied the Huskers back against North Dakota, hitting three of his four 3-pointers in the final eight minutes, including one which gave the Huskers a 71-69 lead, as he finished with a season-high 12 points on 4-of-5 shooting
- Set then-season highs in points (11) and 3-pointers (three) in 24 minutes at Creighton
- Made his first start as a Husker against South Florida, finishing with six points on 3-of-4 shooting in 17 minutes
- Had 10 points, two rebounds and two assists in the loss to George Washington
- Went over 1,000 career points with 10 points, including a trio of 3-pointers, in 21 minutes against Southern
- Reached double figures in his Husker debut with 10 points in 25 minutes against UC Riverside
- Spent four seasons at Seattle University before graduating in the summer of 2019, totaling nearly 1,000 points, including 177 3-pointers
- Was a preseason All-WAC pick before missing significant time with a shin injury in 2018-19, but still averaged 10.3 points and 4.6 rebounds per game while shooting 46 percent from 3-point range
- Named second-team All-WAC as a sophomore, averaging 15.2 points, 5.1 rebounds and 1.2 assists per game while pacing the conference in both 3-point percentage (.464) and 3-pointers per game (2.8)
- Was WAC Freshman of the Year in 2016-17, averaging 8.6 points per game while shooting 40 percent from 3-point range
- His older brother (Andraz) plays professionally overseas after his college career at Harding (Ark.) University

MISC. STATS

Category	2019-20	Career*
Double-Figure Scoring	6	61
Double-Figure Rebounding	0	3
Double-Figure Assists	0	0
Double-Doubles	0	2
Led NU in Scoring	0	0
Led NU in Rebounding	0	0
Led NU in Assists	0	0
20+ Point Games	0	12
30+ Point Games	0	0

*Includes Seattle

TOP PERFORMANCES OF 2019-20

Category	No.	Opponent (Date)
Points	12	North Dakota (12/21/19)
	11	at Creighton (12/7/19)
	10	UC Riverside (11/5/19)
	10	Southern (11/22/19)
	10	vs. George Mason (11/26/19)
	10	Texas A&M-CC (12/29/19)
Rebounds	5	Texas A&M-CC (12/29/19)
	3	Purdue (12/15/19)
	3	South Dakota State (11/15/19)
Assists	2	vs. George Mason (11/26/19)
	2	Penn State (2/1/20)



#30 CHARLIE EASLEY | 6-2 | 190 | Fr. | G | Lincoln, Neb.

CAREER STATS

Year	Total											Rebounds													
	GP	GS	Min	Avg	FG	FGA	Pct	3FG	3FGA	Pct	FT	FTA	Pct	Off	Def	Tot	Avg	PF	FO	Ast	TO	Blk	Stl	Pts	Avg
2019-20	18	1	166	9.2	9	30	.300	4	19	.211	11	16	.688	2	7	9	0.5	16	0	5	5	0	11	33	1.8
TOTAL	18	1	166	9.2	9	30	.300	4	19	.211	11	16	.688	2	7	9	0.5	16	0	5	5	0	11	33	1.8

2019-20 GAME BY GAME

Opponent	Date	GS	Min	TOTAL			3-PTS			REBOUNDS			PF	FO	A	TO	Blk	Stl	Pts	Avg				
				FG	FGA	Pct	3FG	FGA	Pct	FT	FTA	Pct									Off	Def	Tot	Avg
UC Riverside	11/05/19	1	0	0	.000	0	0	.000	0	0	.000	1	0	1	1.0	0	0	0	1	0	0	0	0.0	
Southern Utah	11/9/19	DNP																						
South Dakota St.	11/15/19	1	0	0	.000	0	0	.000	0	2	.000	0	0	0	0.5	0	0	0	0	0	0	0	0.0	
Southern	11/22/19	DNP																						
vs. Washington State	11/25/19	DNP																						
vs. George Mason	11/26/19	1	0	0	.000	0	0	.000	0	0	.000	0	0	0	0.3	0	0	0	0	0	0	0	0.0	
vs. South Florida	11/27/19	DNP																						
at Georgia Tech	12/04/19	1	0	0	.000	0	0	.000	0	0	.000	0	0	0	0.3	0	0	0	1	0	0	0	0.0	
at Creighton	12/7/19	4	2	2	1.000	0	0	.000	0	0	.000	0	0	0	0.2	0	0	1	0	0	0	4	0.8	
at Indiana	12/13/19	2	0	1	.000	0	0	.000	0	0	.000	0	0	0	0.2	2	0	0	0	0	0	0	0.7	
Purdue	12/15/19	10	0	0	.000	0	0	.000	2	2	1.000	0	1	1	0.3	0	0	0	0	0	0	2	0.9	
North Dakota	12/21/19	2	0	0	.000	0	0	.000	0	0	.000	0	0	0	0.3	0	0	0	0	0	0	0	0.8	
TAMU-Corpus Christi	12/29/19	8	1	3	.333	1	3	.333	0	0	.000	0	0	0	0.2	0	0	0	1	0	0	3	1.0	
Rutgers	1/3/20	3	1	2	.500	0	1	.000	3	3	1.000	0	0	0	0.2	0	0	0	0	0	1	5	1.4	
Iowa	1/7/20	16	0	3	.000	0	3	.000	1	2	.500	0	1	1	0.3	2	0	1	0	0	2	1	1.4	
at Northwestern	1/11/20	12	1	3	.333	0	1	.000	0	0	.000	0	0	0	0.3	0	0	1	0	0	0	2	1.4	
at No. 21 Ohio State	1/14/20	9	0	0	.000	0	0	.000	0	0	.000	0	0	0	0.2	1	0	1	0	0	0	0	1.3	
Indiana	1/18/20	16	2	4	.500	2	3	.667	2	2	1.000	1	0	1	0.3	2	0	0	0	0	3	8	1.8	
at Wisconsin	1/21/20	22	0	2	.000	0	1	.000	0	0	.000	0	2	2	0.4	2	0	1	0	0	0	0	1.7	
at No 24 Rutgers	1/25/20	24	2	7	.286	1	5	.200	2	2	1.000	0	2	2	0.5	4	0	0	0	0	0	7	2.0	
Michigan	1/28/20	15	0	0	.000	0	0	.000	0	0	.000	0	1	1	0.5	1	0	0	0	0	3	0	1.9	
No. 24 Penn State	2/1/20	* 19	0	3	.000	0	2	.000	1	3	.333	0	0	0	0.5	2	0	1	1	0	2	1	1.8	
Totals		1	166	9	30	.300	4	19	.211	11	16	.688	2	7	9	0.5	16	0	5	5	0	11	33	1.8

NOTING EASLEY

- True freshman who walked on to the team after a prolific high school career at Lincoln Pius X High School
- Was put on scholarship for the spring semester on Jan. 10
- Made his first career start against Penn State, playing 19 minutes against the Nittany Lions
- Had three steals in 15 minutes of work against Michigan
- Totaled seven points and two boards in a season-high 23 minutes at Rutgers
- Played a career-high 22 minutes against Wisconsin, grabbed two rebounds, but going scoreless
- Keyed NU's second-half comeback against Indiana with a career-high eight points and three steals in 16 minutes
- Dished out an assist in nine minutes at No. 21 Ohio State
- Had two points and an assist in 12 minutes at Northwestern
- Played a key role in the win over Iowa, playing a career-high 16 minutes and recording a pair of steals
- Had a season-high five points and a steal in three minutes of work against Rutgers
- Played eight minutes in the win over Texas A&M-CC, hitting his first career 3-pointer in the process
- Saw his most extensive action in the win over Purdue, playing nine minutes and scoring a pair of points
- Played two minutes against Indiana, but missed his only shot from the field
- Had four points and an assist in four minutes against Creighton
- Saw action in the loss at Georgia Tech
- Played against George Mason, but had no stats in the loss to the Patriots
- Saw action in NU's win over South Dakota State, but did not score
- Played the final minute of NU's season opener against UC Riverside
- Was a three-year starter who finished with a school-record 1,412 points
- Guided Pius X to a 27-2 record and a Class B state title in 2019 after averaging 23.3 points, 6.1 rebounds, 4.1 assists and 3.1 steals per game
- Was AAU teammates with fellow Husker freshmen Akol Arop, Jace Piatkowski and Bret Porter

MISC. STATS

Category	2019-20	Career
Double-Figure Scoring	0	0
Double-Figure Rebounding	0	0
Double-Figure Assists	0	0
Double-Doubles	0	0
Led NU in Scoring	0	0
Led NU in Rebounding	0	0
Led NU in Assists	0	0
20+ Point Games	0	0
30+ Point Games	0	0

TOP PERFORMANCES OF 2019-20

Category	No.	Opponent (Date)
Points	8	Indiana (1/18/20)
	7	at Rutgers (1/24/20)
	5	Rutgers (1/3/20)
	4	at Creighton (12/7/19)
Rebounds	2	at Wisconsin (1/21/20)
	2	at Rutgers (1/24/20)
Assists	1	at Creighton (12/7/19)
	1	at Northwestern (1/11/20)
	1	Penn State (2/1/20)


#34 THORIR THORBJARNARSON | 6-6 | 205 | Jr. | G | Reykjavik, Iceland

CAREER STATS

Year	Total										Rebounds														
	GP	GS	Min	Avg	FG	FGA	Pct	3FG	3FGA	Pct	FT	FTA	Pct	Off	Def	Tot	Avg	PF	FO	Ast	TO	Blk	Stl	Pts	Avg
2017-18	9	0	19	2.1	3	7	.429	2	5	.400	0	0	.000	1	3	4	0.4	4	0	3	1	0	1	8	0.9
2018-19	25	7	307	12.3	19	56	.339	4	23	.174	8	12	.667	10	43	53	2.1	25	0	29	13	5	14	50	2.0
2019-20	22	14	593	27.0	69	136	.507	37	80	.463	20	29	.690	10	93	103	4.7	43	1	24	21	2	22	195	8.9
TOTAL	56	21	919	16.4	91	199	.457	43	108	.398	28	41	.683	21	139	160	2.9	72	1	56	35	7	37	253	4.5

2019-20 GAME BY GAME

Opponent	Date	GS	Min	TOTAL			3-PTS			REBOUNDS			PF	FO	A	TO	Blk	Stl	Pts	Avg				
				FG	FGA	Pct	3FG	FGA	Pct	FT	FTA	Pct									Off	Def	Tot	Avg
UC Riverside	11/05/19	15	0	0	.000	0	0	.000	1	3	4	4.0	0	0	1	0	0	0	0	0.0				
Southern Utah	11/09/19	22	2	3	.667	1	2	.500	2	2	1.000	0	4	4	4.0	1	0	0	1	7	3.5			
South Dakota St.	11/15/19	16	2	6	.333	1	4	.250	0	0	.000	0	4	4	4.0	2	0	1	0	5	4.0			
Southern	11/22/19	24	2	3	.667	2	2	1.000	1	2	.500	0	2	2	3.5	3	0	0	1	7	4.8			
vs. Washington St.	11/25/19	17	1	2	.500	1	1	1.000	0	0	.000	0	2	2	3.2	2	0	0	1	3	4.4			
vs. George Mason	11/26/19	20	1	3	.333	0	1	.000	0	1	.000	0	4	4	3.3	1	0	0	1	2	4.0			
vs. South Florida	11/27/19	17	2	5	.400	0	2	.000	0	0	.000	0	3	3	3.3	1	0	0	0	4	4.0			
at Georgia Tech	12/04/19	21	4	7	.571	1	2	.500	2	2	1.000	2	5	7	3.8	2	0	0	3	11	4.9			
at Creighton	12/7/19	* 24	4	5	.800	4	5	.800	0	0	.000	0	3	3	3.7	2	0	0	1	0	12	5.7		
at Indiana	12/13/19	* 42	7	12	.583	3	5	.600	0	0	.000	0	1	1	3.4	4	0	1	1	0	17	6.8		
Purdue	12/15/19	* 29	3	8	.375	2	6	.333	5	6	.833	0	5	5	3.5	2	0	0	2	0	13	7.4		
North Dakota	12/21/19	* 22	1	5	.200	0	3	.000	0	0	.000	0	1	1	3.3	0	0	2	1	0	2	6.9		
TAMU-Corpus Christi	12/29/19	* 24	3	7	.429	2	4	.500	0	0	.000	0	4	4	3.4	2	0	1	0	4	8	7.0		
Rutgers	1/3/20	* 28	2	5	.400	1	2	.500	0	0	.000	0	4	4	3.4	1	0	5	1	0	5	6.9		
Iowa	1/7/20	* 36	6	9	.667	3	6	.500	2	4	.500	1	8	9	3.8	3	0	1	2	0	17	7.5		
at Northwestern	1/11/20	* 32	2	4	.500	1	3	.333	0	0	.000	0	7	7	4.0	5	1	2	1	0	2	5	7.4	
at No. 21 Ohio State	1/14/20	* 32	5	11	.455	5	8	.625	0	0	.000	0	6	6	4.1	2	0	3	0	0	15	7.8		
Indiana	1/18/20	* 37	5	9	.556	1	5	.200	2	2	1.000	1	8	9	4.4	4	0	3	2	0	13	8.1		
at Wisconsin	1/21/20	* 32	4	8	.500	1	5	.200	3	5	.600	2	1	3	4.3	3	0	0	1	0	1	12	8.3	
at No 24 Rutgers	1/25/20	* 37	6	11	.545	5	8	.625	0	0	.000	1	7	8	4.5	1	0	0	0	0	1	17	8.8	
Michigan	1/28/20	* 37	3	6	.500	1	3	.333	1	2	.500	1	7	8	4.7	1	0	3	2	0	1	8	8.7	
No. 24 Penn State	2/1/20	* 29	4	7	.571	2	3	.667	2	3	.667	1	4	5	4.7	1	0	1	1	0	0	12	8.9	
Totals		14	593	69	136	.507	37	80	.463	20	29	.690	10	93	103	4.7	43	1	24	21	2	22	195	8.9

NOTING THORBJARNARSON


- Returnee who has been one of the best shooters in the Big Ten and possesses a high basketball IQ
- Totaled 12 points and five rebounds in the loss to No. 24 Penn State
- Matched his career highs in both points (17) and 3-pointers (five) while grabbing eight boards at Rutgers
- Reached double figures for the third straight game with 12 points and three rebounds at Wisconsin
- Played one of his best all-around games with 13 points, a team-high nine rebounds, three assists and three steals against Indiana
- Connected on a career-high five 3-pointers, as he finished with 15 points and six boards at No. 21 Ohio State
- Propelled the Huskers to a win over Iowa with season highs in points (17) and rebounds (nine), hitting consecutive 3-pointers after Iowa tied the score at 59
- Totaled 13 points, including a pair of 3-pointers, and five rebounds in a start against Purdue
- Put together a career night at Indiana with 17 points, including three 3-pointers, in 42 minutes, marking his third straight career high in scoring
- Posted his second straight career high with 12 points on 4-of-5 shooting from 3-point range at Creighton
- Totaled 11 points on 4-of-7 shooting and seven boards in 21 minutes at Georgia Tech
- Played in all three games in the Cayman Islands Classic, averaging 3.0 points and 3.0 rebounds per game
- Played a big role in NU's comeback over Southern, scoring seven second-half points, including back-to-back 3-pointers in a 7-0 spurt that trimmed an eight-point deficit to one.
- Gave a spark with five points and four rebounds in 16 minutes off the bench in the win over South Dakota State
- Came off the bench with seven points and four rebounds in 22 minutes against Southern Utah
- Played for the Iceland National Team during the Games of the Small States of Europe in the summer of 2019, averaging 10 points per game
- Was in the rotation during the second half of the 2018-19 season, playing in 25 contests, including seven starts
- Averaged 2.0 points, 2.1 rebounds and 1.2 assists per game, while posting a 2.2-to-1 assist-to-turnover ratio
- Closed his sophomore year with eight points, three assists and two steals in a start against TCU in the 2019 NIT
- Saw limited time as a freshman, appearing in nine games and totaling eight points, four rebounds and three assists
- Nebraska's first scholarship player from Iceland and one of the few players from the nation on Division I teams
- Played for KR Reykjavik in the Icelandic League for three years (2015-17), helping the team to three straight titles and a pair of Icelandic Cups in 2016 and 2017
- Averaged 10.2 points, 2.6 rebounds and 1.9 assists per game for a team that went 26-8 and won the league championship in the top pro league in the country in 2016-17

MISC. STATS

Category	2019-20	Career
Double-Figure Scoring	10	10
Double-Figure Rebounding	0	1
Double-Figure Assists	0	0
Double-Doubles	0	0
Led NU in Scoring	2	2
Led NU in Rebounding	5	6
Led NU in Assists	0	1
20+ Point Games	0	0
30+ Point Games	0	0

TOP PERFORMANCES OF 2019-20

Category	No.	Opponent (Date)
Points	17	at Indiana (12/13/19)
	17	Iowa (1/3/20)
	17	at Rutgers (1/24/20)
	15	at Ohio State (1/14/20)
Rebounds	9	Iowa (1/3/20)
	9	Indiana (1/18/20)
	8	at Rutgers (1/24/20)
	8	Michigan (1/28/20)
Assists	5	Rutgers (1/3/20)
	3	at Ohio State (1/14/20)
	3	Indiana (1/18/20)
	3	Michigan (1/28/20)



#21 JACE PIATKOWSKI | 6-4 | 175 | Fr. | G | Omaha, Neb.


CAREER STATS

Year	GP	GS	Min	Avg	Total					Rebounds					PF	FO	Ast	TO	Blk	Stl	Pts	Avg
					FG	FGA	Pct	3FG	3FGA	Pct	FT	FTA	Pct	Off								
2019-20	Has not played																					

2019-20 GAME BY GAME

NOTING PIATKOWSKI

- Walk-on who is expected to redshirt during the 2019-20 season
- Played at Elkhorn South, averaging 18.6 points and 3.3 rebounds per game as a senior, highlighted by a 36-point performance against Lincoln High, to earn honorable-mention all-state honors from the Omaha World-Herald
- Was AAU teammates with fellow Husker freshmen Akol Arop, Charlie Easley and Bret Porter
- His father (Eric) played at Nebraska from 1991-94 and spent 14 years in the NBA
- The elder Piatkowski ranks second in school history with 1,934 points and was a two-time All-Big Eight pick and 1994 Big Eight Tournament MVP



#44 BRET PORTER | 6-6 | 215 | Fr. | F | Omaha, Neb.

CAREER STATS

Year	GP	GS	Min	Avg	Total					Rebounds					PF	FO	Ast	TO	Blk	Stl	Pts	Avg
					FG	FGA	Pct	3FG	3FGA	Pct	FT	FTA	Pct	Off								
2019-20	Has not played																					

2019-20 GAME BY GAME

NOTING PORTER

- Walk-on who is expected to redshirt during the 2019-20 season
- Returned from a torn ACL in June of 2018 to play as a senior, averaging 6.2 points and 4.4 rebounds as Millard North High School reached the district final
- Enjoyed a strong junior season, averaging 13.5 points and 7.5 rebounds per game for the Mustangs
- Was AAU teammates with fellow Husker freshmen Akol Arop, Jace Piatkowski and Charlie Easley
- Is a fourth-generation athlete at Nebraska, as his father (Budge, 1975) grandfather (Mort, 1943, 1946-47) and great grandfather (Grove, 1913-15) all played football for the Cornhuskers

**#4 SHAMIEL STEVENSON** | 6-6 | 245 | Jr. | G/F | Toronto, Ontario, Canada**CAREER STATS**

Year	GP	GS	Min	Avg	Total							Rebounds													
					FG	FGA	Pct	3FG	3FGA	Pct	FT	FTA	Pct	Off	Def	Tot	Avg	PF	FO	Ast	TO	Blk	Stl	Pts	Avg
2017-18*	32	13	761	23.8	95	188	.505	15	40	.375	68	112	.607	27	114	141	4.4	50	0	33	72	8	16	273	8.5
2018-19*	4	0	32	8.0	7	12	.583	1	1	1.000	0	1	.000	0	7	7	1.8	3	0	3	1	1	3	15	3.8
All*	36	13	793	22.0	102	200	.510	16	41	.390	68	113	.602	27	121	148	4.1	53	0	36	73	9	19	288	8.0

NOTING STEVENSON

- Will sit out this season following his NCAA appeal being denied on Nov. 26, 2019 and will have two seasons of eligibility remaining
- Played in 32 games, including 13 starts at Pittsburgh in 2017-18, averaging 8.5 points on 51 percent shooting and 4.4 rebounds per game to rank second on the Panthers in rebounds
- Reached double figures 13 times, including a career-high 19 points against Montana
- Played at Hillcrest (Ariz.) Prep, averaging 14.2 points and 6.3 rebounds and was selected to play in the 2017 BioSteel All-Canadian Game

**#13 DERRICK WALKER** | 6-8 | 235 | Jr. | F | Kansas City, Mo.**CAREER STATS**

Year	GP	GS	Min	Avg	Total							Rebounds													
					FG	FGA	Pct	3FG	3FGA	Pct	FT	FTA	Pct	Off	Def	Tot	Avg	PF	FO	Ast	TO	Blk	Stl	Pts	Avg
2017-18*	34	0	299	8.8	28	47	.596	0	0	.000	10	25	.400	29	46	75	2.2	43	0	9	21	7	3	66	1.9
2018-19*	30	0	160	5.3	10	19	.526	0	0	.000	5	19	.263	8	24	32	1.1	28	0	7	6	3	6	25	0.8
All*	64	0	459	7.2	38	66	.576	0	0	.000	15	44	.341	37	70	107	1.7	71	0	16	27	10	9	91	1.4

2019-20 GAME BY GAME**NOTING WALKER**

- Walker is sitting out the 2019-20 season after transferring from Tennessee and will have two seasons of eligibility remaining
- Played in 30 games at Tennessee in 2018-19 as the Volunteers reached the NCAA Sweet 16
- Helped the Volunteers to an SEC title in 2017-18, playing in 34 games and averaging 1.9 points and 2.2 rebounds per outing
- A four-star prospect by ESPN who played at Sunrise (Kan.) Christian Academy, averaging 14 points and seven rebounds per game in 2016-17
- Played on MOKAN Elite AAU program with NBA first-round picks Trae Young and Michael Porter Jr.
- Spent freshman-junior years at Raytown High School, the alma mater of former Husker great Tyronn Lue

**#45 DALANO BANTON** | 6-8 | 195 | So. | G | Toronto, Ontario, Canada**CAREER STATS**

Year	GP	GS	Min	Avg	Total							Rebounds													
					FG	FGA	Pct	3FG	3FGA	Pct	FT	FTA	Pct	Off	Def	Tot	Avg	PF	FO	Ast	TO	Blk	Stl	Pts	Avg
2018-19*	31	12	469	15.1	39	96	.406	8	37	.216	19	34	.559	16	76	92	3.0	27	0	65	52	16	14	105	3.4
All*	31	12	469	15.1	39	96	.406	8	37	.216	19	34	.559	16	76	92	3.0	27	0	65	52	16	14	105	3.4

NOTING BANTON

- Transfer from Western Kentucky who will sit out the 2019-20 season and have three years of eligibility remaining
- Reclassified to the class of 2018 to play at Western Kentucky, where he averaged 3.4 points, 3.0 rebounds and 2.1 assists per game
- Made 12 starts and his best performance was a 13-rebound, 10-assist, eight-point effort in a win over No. 15 Wisconsin
- Top 100 recruit (Rivals and 247Sports) who played at Redemption (N.Y.) Christian Academy and was named conference MVP in his final year at the school
- Played in the BioSteel All-Canadian Game, finishing with 19 points on 9-of-16 shooting, eight rebounds and three steals

UC RIVERSIDE 66, NEBRASKA 47



Official Basketball Box Score - Final
UC Riverside at Nebraska
11/09/19 Pinnacle Bank Arena, Lincoln
Nebraska vs. UC Riverside

Game Time: 8:06 PM
Game Duration: 1:54
Attendance: 15,745

Officials: Lamont Simpson, Chris Beaver, Steve Horvack

UC Riverside - 66

Record: 1-0

NO. Name	Min	FG		3P		FT		Rebounds		Fouls		TP	AS	TO	ST	Blocks		+/-
		M/A	P/A	M/A	P/A	OR	DR	OR	DR	PF	FF					BS	BA	
25 Collan McRae	C	29:01	4-9	0-0	1-1	2-4	6-6	4	2	9	2	3	2	0	1	3	9	
0 Dragan Elkaz	G	31:20	5-9	4-8	0-0	1	4	5	4	0	14	0	0	0	0	0	14	
13 Khy Kabellis	G	16:34	1-6	0-1	0-0	0	2	2	0	2	2	1	1	0	0	2	2	
22 Dominick Pickett	G	25:43	2-7	2-4	4-5	0	1	1	2	3	10	0	1	0	0	1	2	
35 George Wilborn III	G	29:18	6-11	1-2	0-0	4	14	18	4	0	13	2	6	3	0	0	7	
3 DJ McDonald	G	22:48	4-6	4-6	3-3	0	2	2	1	3	15	0	2	0	0	0	21	
5 Zyron Pullin	G	26:18	1-4	1-3	0-0	0	0	0	1	3	3	2	0	0	0	0	22	
11 Zac Watson	G	18:58	0-3	0-1	0-0	4	8	12	2	0	0	4	1	2	1	0	18	
Team						2	1	3	0	2	0	2						
Totals			23-55	12-25	8-9	13	36	49	18	11	66	12	18	8	2	6	19	

Technical Fouls: NONE

Nebraska - 47

Record: 6-1

NO. Name	Min	FG		3P		FT		Rebounds		Fouls		TP	AS	TO	ST	Blocks		+/-
		M/A	P/A	M/A	P/A	OR	DR	OR	DR	PF	FF					BS	BA	
24 Yvan Ouedraogo	F	20:45	4-6	0-0	1-4	0	3	3	1	3	9	1	1	2	1	0	-6	
3 Cam Mack	G	32:22	4-13	2-5	1-2	3	6	9	1	4	11	3	2	0	0	1	-16	
11 Dachon Burke	G	22:42	2-7	0-3	3-4	0	2	2	0	2	7	0	2	1	1	0	-7	
22 Haanif Cheatham	G	25:59	0-3	0-2	1-2	0	2	2	0	2	1	3	1	1	0	0	-14	
23 Jerry Green	G	32:20	2-9	1-5	0-2	1	1	2	5	2	5	2	3	2	3	0	-9	
1 Kevin Cross	F	14:01	1-10	1-6	1-2	3	0	3	2	1	4	0	0	0	0	1	-5	
25 Matej Kavas	F	24:39	3-5	2-3	2-3	0	1	1	1	2	10	1	0	0	0	0	-22	
34 Thorir Thorbjarnarson	F	15:03	0-0	0-0	0-0	1	3	4	0	0	0	1	0	0	0	0	-5	
15 Samari Curtis	G	09:31	0-1	0-1	0-0	0	0	0	1	0	0	1	0	0	1	0	-9	
0 Akol Arop	G	01:19	0-1	0-0	0-0	0	1	1	0	0	0	0	0	0	0	0	-1	
30 Charlie Easley	G	01:19	0-0	0-0	0-0	1	0	1	0	0	0	0	0	0	0	0	-1	
Team						0	1	1	0	0	0	0						
Totals			16-55	6-26	9-19	9	20	29	11	18	47	12	11	6	2	2	-19	

Technical Fouls: NONE

	UCR	NEB	Points from		Turnovers	
			1st	2nd	1st	2nd
Biggest lead	20 (2 nd 1:19)	9 (1 st 13:12)	3	14	2	18
Best Scoring Run	9 (2 nd 13:09)	9 (1 st 13:12)	22	18	3	4
Lead Changes	4	1	11	0	3	6
Times Tied	5	10	28	19	47	
Time with Lead	24:14	12:38				

Game Notes: Actual Attendance 11,725

Shooting By Period

1 st FG%	12-29	41.4%
3PT%	4-10	40.0%
FT%	4-4	100%
2 nd FG%	11-26	42.3%
3PT%	6-15	53.3%
FT%	4-5	80%
GMFG%	23-55	41.8%
3PT%	12-25	48.0%
FT%	8-9	88.9%

Dead Ball Rebounds: 0,0

Shooting By Period

1 st FG%	10-29	34.5%
3PT%	3-13	23.1%
FT%	5-10	50%
2 nd FG%	6-26	23.1%
3PT%	3-13	23.1%
FT%	4-9	44.4%
GMFG%	16-55	29.1%
3PT%	6-26	23.1%
FT%	9-19	47.4%

Dead Ball Rebounds: 4,0

SOUTHERN UTAH 79, NEBRASKA 78 (2OT)



Official Basketball Box Score - Final
Southern Utah at Nebraska
11/09/19 Pinnacle Bank Arena, Lincoln, NE
Nebraska vs. Southern Utah

Game Time: 1:01 PM
Game Duration: 2:32
Attendance: 15,829

Officials: Bill R. Donnie Eppy, Brandon Cruz

Southern Utah - 79

Record: 2-0

NO. Name	Min	FG		3P		FT		Rebounds		Fouls		TP	AS	TO	ST	Blocks		+/-	
		M/A	P/A	M/A	P/A	OR	DR	OR	DR	PF	FF					BS	BA		
25 Dwayne Morgan	F	35:11	6-16	0-4	7-8	4	7	11	4	5	19	1	4	2	1	1	-3		
32 Andre Adams	F	25:10	4-7	0-0	1	3	11	4	1	8	0	1	0	0	0	0	-5		
3 John Knight III	G	21:12	1-7	0-1	0	1	2	1	1	2	1	3	0	3	1	-16			
4 Dre Marin	G	37:56	3-10	2-8	2-2	0	5	2	1	10	3	1	0	1	0	11			
23 Cameron Olujaitan	G	37:54	5-11	1-4	0-0	1	6	7	3	2	11	0	1	1	0	0	2		
1 Jakoby Long	F	36:49	4-8	0-1	2-2	1	1	2	1	2	1	0	2	3	4	0	0	2	
1 Harrison Butler	F	22:27	3-7	0-0	0-2	0	5	5	4	2	6	2	0	0	0	2	9		
12 Maizen Fausett	F	23:11	5-10	1-5	2-6	2	6	8	0	4	13	1	3	0	1	0	6		
14 Daouda Ndoye	F	10:10	0-0	0-0	0-0	1	2	1	0	0	0	0	0	0	1	0	-1		
Team						2	3	5	0	2	0								
Totals			31-76	4-23	13-21	15	43	58	23	17	79	10	18	7	7	5	1		

Technical Fouls: Marin 2nd OT 2:39

Nebraska - 78

Record: 6-2

NO. Name	Min	FG		3P		FT		Rebounds		Fouls		TP	AS	TO	ST	Blocks		+/-
		M/A	P/A	M/A	P/A	OR	DR	OR	DR	PF	FF					BS	BA	
24 Yvan Ouedraogo	F	13:59	1-6	0-0	0	2	3	5	1	0	2	0	2	0	0	0	3	10
3 Cam Mack	G	41:41	5-14	0-6	3-6	1	6	7	2	5	13	11	3	2	1	0	-4	
11 Dachon Burke	G	33:58	4-10	1-4	4-4	0	4	4	3	3	13	2	1	1	1	0	-3	
22 Haanif Cheatham	G	35:34	1-3	0-0	2-5	0	5	5	3	5	4	1	1	2	1	1	3	
23 Jerry Green	G	45:34	6-18	2-8	4-6	2	6	8	2	4	18	1	2	3	1	2	-6	
1 Kevin Cross	F	35:50	8-15	1-3	2-2	3	2	5	1	2	19	0	2	0	1	1	-9	
25 Matej Kavas	F	18:47	0-3	0-2	2-4	0	2	2	2	2	0	0	0	0	0	0	-2	
15 Samari Curtis	G	03:06	0-1	0-0	0	0	0	0	0	0	0	0	0	0	0	0	0	-1
34 Thorir Thorbjarnarson	F	21:31	2-3	1-2	2-2	0	4	4	1	2	7	0	1	1	1	0	0	7
Team						2	2	4	0	0	0							
Totals			27-73	5-26	19-29	10	34	44	17	23	78	15	13	9	5	7	-1	

Technical Fouls: NONE

	SU	NEB	Points from		Turnovers	
			1st	2nd	1st	2nd
Biggest lead	3 (2 nd 0:05)	14 (1 st 4:10)	13	12	26	43
Best Scoring Run	7 (2 nd 14:12)	9 (1 st 4:10)	48	42	3	7
Lead Changes	9	3	14	17	3	7
Times Tied	7	29	28	28	3	6
Time with Lead	05:22	37:14				

Game Notes: Actual Attendance 11,473

NEBRASKA 90, SOUTH DAKOTA STATE 73



Official Basketball Box Score - Final
South Dakota St. at Nebraska
11/15/19 Pinnacle Bank Arena, Lincoln
Nebraska vs. South Dakota State

Game Time: 8:05 PM
Game Duration: 1:55
Attendance: 15,946

Officials: Steve McLunkins, Lewis Garrison, Edwin Young

South Dakota St. - 73

Record: 3-2

NO. Name	Min	FG		3P		FT		Rebounds		Fouls		TP	AS	TO	ST	Blocks		+/-
		M/A	P/A	M/A	P/A	OR	DR	OR	DR	PF	FF					BS	BA	
32 Matt Dentlinger	F	21:17	4-6	0-0	0-0	1	1	2	1	4	8	0	2	0	0	0	-16	
35 Douglas Wilson	F	32:31	6-12	0-0	3-6	8	6	14	1	5	15	1	2	0	2	1	-21	
0 Brandon Key	G	30:27	3-10	0-1	6-8	1	1	2	3	5	12	3	1	1	1	0	-15	
11 Noah Freidel	G	16:01	3-7	0-2	0-0	1	1	2	3	0	6	0	1	0	1	1	-19	
34 Alex Arians	G	22:27	3-7	2-5	0-0	0	4	4	1	1	8	0	3	1	0	0	-11	
31 Baylor Scheierman	G	23:31	3-10	0-4	0-0	0	8	4	6	6	2	0	0	0	0	0	-2	
23 Owen King	G	09:12	0-1	0-0	0-0	1	1	2	1	0	0	0	0	0	0	0	-2	
50 David Wingett	G	22:08	2-8	1-5	0-1	0	4	4	3	1	5	1	2	1	0	0	-6	
2 Tray Buchanan	F	17:08	5-8	0-2	3-3	0	2	2	1	2	13	0	1	1	1	0	-3	
1 Matt Mims	G	04:00	0-1	0-0	0-0	0	0	0	0	1	0	0	0	1	0	0	7	
22 Aaron Flegen	G	01:18	0-0	0-0	0-0	0	0	0	0	0	0	0	0	0	0	0	3	
Team						3	2	5	0	1	0							
Totals			29-70	3-21	12-18	14	30	44	20	19	73	7	13	5	4	3	-17	

Technical Fouls: NONE

Nebraska - 90

Record: 1-2

NO. Name	Min	FG		3P		FT		Rebounds		Fouls		TP	AS	TO	ST	Blocks		+/-
		M/A	P/A	M/A	P/A	OR	DR	OR	DR	PF	FF					BS	BA	
24 Yvan Ouedraogo	F	20:23	3-7	0-0	0-1	6	6	12	4	2	6	2	5	0	0	1	16	
3 Cam Mack	G	35:04	8-14	3-6	5-7	1	1	2	2	7	24	4	1	3	0	1	21	
11 Dachon Burke	G	27:53	5-13	1-4	6-9	3	4	7	6	17	0	0	1	0	2	19		
22 Haanif Cheatham</																		

NEBRASKA 82, WASHINGTON STATE 71



Official Basketball Box Score - Final
Washington St. at Nebraska
 11/29/19
 2019-20 Men's Basketball

Game Time: 6:30 PM
 Game Duration: 2:01
 Attendance: 690

Officials: John Higgins, John Gaffney, Jeff Anderson

Washington St. - 71		Record: 2-3											
NO. Name	Min	FG	3P	FT	Rebounds	Fouls	TP	AS	TO	ST	Blocks	+	
		M-A	M-A	M-A	OR DR TOT	PF	FD				BS	BA	
4 Aliaz Kunc	F 28:16	1-5	0-3	0-0	2	4	6	3	2	2	1	0	1
13 Jeff Pollard	F 15:46	2-2	0-0	0-0	1	0	1	2	0	4	0	0	0
1 Jervae Robinson	G 31:10	3-13	1-6	0-1	0	4	4	1	1	7	1	2	0
2 C.J. Elleby	G 28:33	9-21	2-7	7-7	2	4	6	3	6	27	1	3	2
10 Isaac Bonton	G 30:20	6-19	3-9	2-3	0	0	7	2	3	17	0	4	2
20 Deion James	G 03:21	1-1	0-0	0	0	0	0	0	0	2	0	0	0
23 Jaylen Shead	G 26:43	1-5	0-2	1-1	4	4	8	2	1	3	4	2	1
11 DJ Rodman	G 10:11	0-0	0-0	0-0	0	1	1	0	0	0	0	0	0
15 Volodymyr Markovetskyi	G 08:11	3-5	0-0	0-2	6	1	7	2	1	6	0	1	0
32 Tony Miller	G 04:41	0-0	0-0	1-2	0	2	2	4	1	1	0	0	0
24 Noah Williams	G 05:06	0-1	0-0	0-0	0	2	0	0	4	0	0	0	0
5 Marvin Cannon	G 07:42	1-1	0-0	0-0	0	0	0	0	0	2	0	0	0
Totals		27-73	6-27	11-16	15	29	44	23	15	71	9	13	6

Technical Fouls: NONE

Nebraska - 82		Record: 3-2											
NO. Name	Min	FG	3P	FT	Rebounds	Fouls	TP	AS	TO	ST	Blocks	+	
		M-A	M-A	M-A	OR DR TOT	PF	FD				BS	BA	
24 Yvan Ouedraogo	F 13:24	2-4	0-0	0-2	1	0	1	1	1	4	0	2	0
3 Cam Mack	G 36:48	2-8	0-2	6-11	1	7	8	5	7	10	6	5	3
11 Dachon Burke	G 31:59	5-8	2-3	1-2	1	6	7	3	5	19	3	0	0
22 Haanif Cheatham	G 33:58	8-10	2-3	1-2	1	6	7	3	5	19	3	0	0
23 Jervay Green	G 27:58	5-9	3-5	3-4	2	6	8	3	2	16	2	1	0
1 Kevin Cross	G 26:36	6-8	2-4	0-2	0	8	8	0	4	14	1	3	0
25 Matej Kavas	G 14:13	1-3	0-1	0-0	0	0	0	2	0	2	0	0	0
34 Thorir Thorbjarnarson	G 16:32	1-2	1-1	0-0	0	2	2	0	3	0	1	1	0
15 Samari Curtis	G 02:03	0-0	0-0	0-0	0	0	0	0	0	0	0	0	0
Totals		30-57	9-18	13-25	7	34	41	16	23	82	11	15	5

Technical Fouls: NONE

WSU	UNL
Biggest lead	6 (1 st 6:44)
Best Scoring Run	10 (1 st 6:44)
Lead Changes	3
Times Tied	2
Time with Lead	12:10

Points from Turnovers	WSU	UNL
	17	19

Period by Period Scoring	1st	2nd	TOT
WSU	37	34	71
UNL	34	48	82

GEORGE MASON 85, NEBRASKA 66



Official Basketball Box Score - Final
George Mason at Nebraska
 11/29/19 John Gray Gymnasium, George Town, Grand Cayman
 2019-20 Men's Basketball

Game Time: 6:30 PM
 Game Duration: 1:50
 Attendance: 1,066

Officials: Jeff Anderson, Ron Croover, Matt Porter

George Mason - 85		Record: 7-1											
NO. Name	Min	FG	3P	FT	Rebounds	Fouls	TP	AS	TO	ST	Blocks	+	
		M-A	M-A	M-A	OR DR TOT	PF	FD				BS	BA	
12 AJ Wilson	F 33:34	4-9	0-0	0-2	7	7	14	2	1	8	2	3	1
13 Josh Oduro	F 19:22	1-2	0-0	0-0	1	4	5	1	2	2	0	1	0
10 Jamal Hartwell II	G 36:24	8-15	5-10	2-2	1	2	3	2	1	23	6	2	0
11 Jordan Miller	G 26:32	7-11	2-4	4-4	1	7	8	2	3	20	1	4	2
23 Javon Greene	G 33:36	7-17	2-6	1-2	1	5	6	4	2	17	3	4	0
0 Goanar Mar	G 29:07	2-5	1-2	3-4	2	4	6	1	3	8	2	2	0
2 Xavier Johnson	G 09:12	0-1	0-1	0-0	0	1	1	0	1	0	0	2	0
1 Justin Keir	G 09:22	3-4	1-1	0-0	0	3	4	3	2	7	0	1	0
20 Jason Douglas-Stanley	G 00:57	0-1	0-1	0-0	0	0	0	0	0	0	0	0	0
22 Jack Tempchin	G 00:57	0-0	0-0	0-0	0	0	0	0	0	0	0	1	0
21 Mehki McCray	G 00:57	0-0	0-0	0-0	0	0	0	0	0	0	0	0	0
Totals		32-65	11-25	10-14	15	34	49	12	13	85	14	19	7

Technical Fouls: NONE

Nebraska - 66		Record: 3-3											
NO. Name	Min	FG	3P	FT	Rebounds	Fouls	TP	AS	TO	ST	Blocks	+	
		M-A	M-A	M-A	OR DR TOT	PF	FD				BS	BA	
24 Yvan Ouedraogo	F 20:34	1-2	0-0	0-0	3	2	5	1	0	2	0	1	2
3 Cam Mack	G 30:07	4-9	1-3	0-0	1	2	4	0	9	3	4	0	1
11 Dachon Burke	G 30:45	5-12	2-5	2-4	0	2	2	2	14	1	4	5	1
22 Haanif Cheatham	G 31:59	5-8	2-4	1-2	0	1	1	0	5	0	0	1	0
23 Jervay Green	G 24:29	1-7	0-5	0-0	0	3	4	3	2	7	0	1	0
1 Kevin Cross	G 19:21	4-8	3-5	0-0	1	4	5	1	0	11	1	2	0
25 Matej Kavas	G 16:03	2-7	1-4	5-6	0	2	2	2	2	2	0	0	1
34 Thorir Thorbjarnarson	G 19:34	1-3	0-1	0-1	0	4	4	1	1	2	0	1	0
15 Samari Curtis	G 07:01	1-4	1-3	0-0	0	0	0	0	0	0	0	0	0
30 Charlie Easley	G 00:57	0-0	0-0	0-0	0	0	0	0	0	0	0	0	0
Totals		24-61	10-30	8-13	7	19	26	13	12	66	12	15	9

Technical Fouls: NONE

GMU	UNL
Biggest lead	21 (2 nd 1:23)
Best Scoring Run	10 (1 st 8:17)
Lead Changes	4
Times Tied	2
Time with Lead	36:01

Points from Turnovers	GMU	UNL
	11	15

Period by Period Scoring	1st	2nd	TOT
GMU	37	48	85
UNL	28	38	66

NEBRASKA 74, SOUTH FLORIDA 67



Official Basketball Box Score - Final
South Fla. at Nebraska
 11/27/19 John Gray Gymnasium, George Town, Grand Cayman
 2019-20 Men's Basketball

Game Time: 4:00 PM
 Game Duration: 1:52
 Attendance: 312

Officials: Ron Croover, Pat Adams, Tony Chazza

South Fla. - 67		Record: 3-4											
NO. Name	Min	FG	3P	FT	Rebounds	Fouls	TP	AS	TO	ST	Blocks	+	
		M-A	M-A	M-A	OR DR TOT	PF	FD				BS	BA	
4 Michael Durr	F 28:29	4-11	0-0	0-0	5	6	11	1	0	8	0	1	0
0 David Collins	G 26:18	6-15	2-7	2-2	0	3	3	3	4	16	0	1	1
2 Ezacuras Dawson	G 19:36	2-5	1-3	0-0	0	0	0	3	0	5	2	1	0
3 Laquincy Rideau	G 38:41	7-18	1-5	0-0	1	2	3	4	3	15	5	2	1
13 Justin Brown	G 31:51	1-8	1-5	1-2	6	2	8	2	2	1	1	1	0
1 Xavier Castaneda	G 28:35	2-6	1-3	2-2	0	5	5	1	1	7	3	0	0
34 Antun Maricovic	G 11:31	2-2	0-0	0-0	1	2	3	1	0	4	0	0	2
5 Rashun Williams	G 11:45	3-4	2-3	0-0	2	2	4	0	0	8	2	0	0
24 Jamir Chaplin	G 03:14	0-1	0-1	0-0	1	0	1	0	0	0	0	0	0
Totals		27-70	8-27	5-6	17	22	39	15	10	67	12	9	4

Technical Fouls: NONE

Nebraska - 74		Record: 4-3											
NO. Name	Min	FG	3P	FT	Rebounds	Fouls	TP	AS	TO	ST	Blocks	+	
		M-A	M-A	M-A	OR DR TOT	PF	FD				BS	BA	
24 Yvan Ouedraogo	F 24:03	2-3	0-0	2-2	1	4	5	2	2	6	0	1	0
11 Dachon Burke	G 30:53	8-11	3-5	2-4	1	3	4	2	21	1	1	0	1
22 Haanif Cheatham	G 36:50	8-11	1-1	9-11	0	3	3	3	6	26	0	2	0
23 Jervay Green	G 27:21	5-9	1-3	0-0	0	3	3	1	0	3	0	3	0
25 Matej Kavas	G 17:00	3-4	0-0	0-0	0	0	0	0	6	1	0	0	1
1 Kevin Cross	G 15:57	0-5	0-2	0-0	0	1	1	0	1	1	0	0	0
3 Cam Mack	G 26:25	2-5	0-0	1-2	1	3	4	1	4	5	7	1	2
34 Thorir Thorbjarnarson	G 16:59	2-5	0-2	0-0	0	3	3	1	0	4	0	0	0
15 Samari Curtis	G 04:32	1-1	1-1	0-0	0	1	1	0	0	3	0	0	0
Totals		27-49	6-14	14-19	3	26	29	10	15	74	10	9	2

Technical Fouls: NONE

USF	UNL
Biggest lead	8 (1 st 8:14)
Best Scoring Run	9 (1 st 8:14)
Lead Changes	8
Times Tied	5
Time with Lead	18:05

Points from Turnovers	USF	UNL
	10	12

Period by Period Scoring	1st	2nd	TOT
USF	35	32	67
UNL	33	41	74

GEORGIA TECH 73, NEBRASKA 56



CREIGHTON 95, NEBRASKA 76

Official Basketball Box Score -- Game Totals -- Final Statistics
Nebraska vs Creighton
12-07-19 1:30 pm at Omaha, Neb. (CHI Health Center Omaha)

Nebraska 76 • 4-5

##	Player	Total		3-Ptr		Rebounds		PF	TP	A	TO	Blk	Stl	Min
		FG-FGA	M-A	FG-FGA	M-A	Off	Def							
24	Yvan Ouedraogo	1-5	0-0	0-2	1	2	3	1	2	0	1	0	0	12
11	Dachon Burke	4-12	0-2	1-3	1	6	7	2	9	2	2	0	2	29
22	Haanif Cheatham	5-12	0-2	4-5	1	4	5	1	14	1	1	0	0	32
22	Jervay Green	3-8	1-6	3-5	2	4	6	1	10	1	2	1	1	32
34	Thor Thorbjarnarson	4-5	4-5	0-0	0	3	3	2	12	0	1	0	0	24
00	Akol Arop	0-1	0-0	2-2	0	4	4	0	2	0	1	1	0	3
01	Kevin Cross	0-3	0-2	0-2	0	1	1	0	0	0	1	0	0	10
03	Cam Mack	4-9	1-3	3-5	0	2	2	3	12	3	2	1	1	30
25	Matej Kavas	4-8	3-7	0-0	0	0	0	2	11	1	1	0	0	24
30	Charlie Easley	2-2	0-0	0-0	0	0	0	0	4	1	0	0	0	4
Team					3	0	3							
Totals		27-65	9-27	13-24	8	26	34	13	76	9	12	3	4	200

FG % 1st Half: 8-34 23.5% 2nd half: 19-31 61.3% Game: 27-65 41.5% Deadball Rebounds: 5
3FG % 1st Half: 3-14 21.4% 2nd half: 6-13 46.2% Game: 9-27 33.3%
FT % 1st Half: 3-7 42.9% 2nd half: 10-17 58.8% Game: 13-24 54.2%

Creighton 95 • 7-2

##	Player	Total		3-Ptr		Rebounds		PF	TP	A	TO	Blk	Stl	Min
		FG-FGA	M-A	FG-FGA	M-A	Off	Def							
13	BISHOP, Christian	5-8	0-0	0-0	2	7	9	5	10	0	1	1	1	16
23	JEFFERSON, Damien	3-7	2-3	0-3	0	8	8	3	8	3	2	0	1	31
05	ALEXANDER, Ty-Shon	6-13	4-9	6-6	1	5	6	3	22	2	2	0	1	34
11	ZEGAROWSKI, Marcus	13-19	4-7	0-0	0	9	1	30	6	4	0	0	0	35
04	BALLOCK, Mitch	4-9	3-7	2-2	0	3	3	13	3	1	3	1	1	36
04	MITCHELL, Shereef	2-3	0-0	1-1	1	1	2	5	3	3	0	2	2	23
10	CANFIELD, Jett	0-1	0-1	0-0	0	0	0	2	0	1	1	0	0	6
12	SCURRY, Jordan	0-1	0-1	0-0	0	1	1	0	0	0	0	0	0	4
20	ZELL, Nic	1-2	0-1	0-0	0	0	0	1	2	0	0	0	0	5
21	WINDHAM, Jalen	1-3	0-1	3-3	0	2	2	1	5	0	1	0	0	10
Team					2	1	3							
Totals		35-66	13-30	12-15	7	36	43	22	95	18	15	4	6	200

FG % 1st Half: 17-33 51.5% 2nd half: 18-33 54.5% Game: 35-66 53.0% Deadball Rebounds: 1
3FG % 1st Half: 8-16 50.0% 2nd half: 5-14 35.7% Game: 13-30 43.3%
FT % 1st Half: 6-8 75.0% 2nd half: 6-7 85.7% Game: 12-15 80.0%

Officials: James Breeding, Jeffrey Anderson, Earl Walton
Technical fouls: Nebraska-None. Creighton-None.
Attendance: 18068
Fouled out: Home #13 with 5:08 left in 2nd half.

Score by periods	1st		2nd		Total	
	NEB	IND	NEB	IND	NEB	IND
Nebraska	22	54	76			
Creighton	48	47	95			

Last FG - NEB 2nd-00:22, CU 2nd-01:45.
Largest lead - NEB None, CU by 32 2nd-18:36.
NEB led for 00:00. CU led for 39:24. Game was tied for 00:36.

Score tied - 0 times.
Lead changed - 0 times.

INDIANA 96, NEBRASKA 90 (OT)

Official Basketball Box Score - Final
Nebraska at Indiana
12/14/19 Simon Skjott Assembly Hall, Bloomington
2019-20 Men's Basketball

Game Time: 1:00 AM
Game Duration: 2:15
Attendance: 17,222

Nebraska - 90

NO. Name	Min	FG		3P		FT		Rebounds		Fouls	TP	AS	TO	ST	Blocks	BS	BA	+/-	
		M-A	M-A	M-A	M-A	OR	DR	OR	DR										PF
24	Yvan Ouedraogo	3:38	4-11	0-0	1-4	5	5	10	4	3	9	1	2	1	0	2	2	-2	
3	Cam Mack	44:31	5-14	3-8	2-2	0	3	3	3	2	15	10	4	2	0	2	-5	-5	
11	Dachon Burke	40:28	9-16	4-8	3-4	0	1	1	4	3	25	2	2	2	0	1	-6	-6	
22	Haanif Cheatham	41:10	7-15	2-6	5-6	0	6	6	2	3	21	3	0	0	0	1	-3	-3	
34	Thor Thorbjarnarson	41:01	7-12	3-5	0-0	0	1	1	4	1	17	1	1	0	0	1	-3	-3	
1	Kevin Cross	12:22	1-3	0-2	1-2	3	4	7	2	2	3	2	0	0	0	0	-4	-4	
25	Matej Kavas	10:34	0-3	0-3	0-0	0	0	0	2	0	0	0	0	0	0	0	-8	-8	
30	Charlie Easley	02:15	0-1	0-0	0-0	0	0	0	0	0	0	0	0	0	0	0	-1	-1	
00	Akol Arop	00:01	0-0	0-0	0-0	0	0	0	0	0	0	0	0	0	0	0	0	0	0
Team									3	0	3								
Totals		33-75	12-32	12-18	11	20	31	23	14	30	19	9	5	0	6	-6			

Technical Fouls: NONE

Dead Ball Rebounds: 2.0

Indiana - 96

NO. Name	Min	FG		3P		FT		Rebounds		Fouls	TP	AS	TO	ST	Blocks	BS	BA	+/-	
		M-A	M-A	M-A	M-A	OR	DR	OR	DR										PF
3	Justin Smith	40:17	5-9	0-2	6-10	3	7	10	1	5	16	2	2	0	1	0	1	13	13
4	Trayce Jackson-Davis	34:55	9-12	0-0	7-11	6	9	15	0	6	25	2	3	1	3	0	1	11	11
50	Joey Brunk	17:15	3-4	0-0	2-2	1-4	5	2	1	8	0	4	0	0	0	0	0	3	3
1	Aljami Durham	32:17	4-10	2-5	4-4	0	3	3	5	3	14	3	2	0	0	0	0	5	5
11	Devonte Green	14:31	2-7	1-5	0-0	1	1	1	1	0	1	1	2	1	0	0	0	17	17
2	Armaan Franklin	16:43	0-4	0-4	0-0	0	1	1	0	1	0	1	0	1	0	0	0	-2	-2
10	Rob Phinisee	26:29	6-10	2-4	2-2	0	2	2	1	1	16	4	1	1	0	0	0	-8	-8
23	Damezi Anderson	16:10	0-4	0-3	5-6	2	4	6	2	3	5	0	1	1	0	0	0	-4	-4
25	Raon Thompson	08:31	1-4	0-1	1-2	2	4	1	1	3	0	0	0	0	0	0	0	-6	-6
20	DeRon Davis	07:27	1-1	0-0	0-0	0	0	0	1	2	0	0	1	0	0	0	0	5	5
21	Jerome Hunter	10:25	1-3	0-1	0-1	2	1	3	0	1	2	0	0	0	0	0	0	-4	-4
Team									3	1	4								
Totals		32-68	5-25	27-38	19	35	54	14	22	96	14	15	5	6	0	8			

Technical Fouls: NONE

Dead Ball Rebounds: 8.0

Biggest lead	NEB		IND		Points from Turnovers	NEB	IND	Period by Period Scoring			
	1st	2nd	1st	2nd				1st	2nd	TOT	
Best Scoring Run	4 (1 st 7:05)		9 (1 st 16:57)		21	10	1st	2nd	TOT		
Lead Changes	12		6 (1 st 16:57)		42	52	NEB	39	43	8	90
Times Tied	8		19		10	26	IND	40	42	14	96
Time with Lead	07:45		33:28		3	28					

NEBRASKA 70, PURDUE 56

Official Basketball Box Score - Final
Purdue at Nebraska
12/19/19 Pinnacle Bank Arena, Lincoln
Nebraska vs. Purdue

Game Time: 3:01 PM
Game Duration: 1:47
Attendance: 15,654

Purdue - 56

NO. Name	Min	FG		3P		FT		Rebounds		Fouls	TP	AS	TO	ST	Blocks	BS	BA	+/-	
		M-A	M-A	M-A	M-A	OR	DR	OR	DR										PF
32	Matt Haarms	1-8	0-1	1-2	4	1	5	0	2	3	2	0	0	4	0	-12	-12	-12	
50	Trevon Williams	23:06	9-13	0-0	10	6	16	1	2	18	3	2	0	0	0	-12	-12	-12	
2	Eric Hunter Jr.	33:54	3-10	1-5	0-1	4	4	5	1	7	1	2	2	0	1	-16	-16	-16	
3	Jahaud Proctor	25:15	2-11	0-4	1-1	0	3	3	2	1	5	2	0	0	0	-21	-21	-21	
55	Sasha Stefanovic	24:31	2-10	2-8	0-0	1	1	1	0	1	6	2	3	0	1	0	-10	-10	
1	Aaron Wheeler	22:36	1-8	1-7	0-0	1	4	5	3	1	3	2	0	0	0	-6	-6	-6	
20	Nigel Eastern	16:50	2-6	0-0	2	6	8	3	1	4	0	1	1	0	0	4	4	4	
11	Isaiah Thompson	24:55	4-11	2-8	0-2	2	4	1	10	0	0	0	0	1	1	1	1	1	
12	Evgen Boudreaux	07:07	0-2	0-2	0-0	0	2	2	0	0	0	0	0	0	0	0	2	2	
Team									1	1	2								
Totals		24-79	6-35	2-5	19	30	49	15	9	56	12	9	5	7	2	-14			

Technical Fouls: NONE

Nebraska - 70

NO. Name	Min	FG		3P		FT		Rebounds		Fouls	TP	AS	TO	ST	Blocks	BS	BA	+/-	
		M-A	M-A	M-A	M-A	OR	DR	OR	DR										PF
24	Yvan Ouedraogo	16:28	3-6	0-0	0-0	5	5	0	6	0	0	0	0	0	0	0	0	3	3
3	Cam Mack	35:22	4-7	3-4	0-0	2	8	10	2	5	11	12	3	1	1	1	16	16	16
11	Dachon Burke	32:03	7-13	4-7	0-1	1	6	7	3	18	2	1	2	1	1	10	10	10	
22	Haanif Cheatham	36:20	4-11	1-5	0-0	1	1	1	1	9	4	2	2	0	0	0	16	16	16
34	Thor Thorbjarnarson	28:51	3-8	2-6	5-6	0	5	5	2	3	13	0	2	0	0	0	10	10	10
1	Kevin Cross	23:32	3-8	1-4	0-0	1	6	7	1	2	7	3	1	1	0	0	15	15	15
25	Matej Kavas	17:51	2-8	0-4	0-0	0	3	3	0	0	4	1	1	0	0	1	2	2	2
30	Charlie Easley	09:33	0-0	0-0	2-2	0	1	1	0	1	2	0	0	0	0	0	2	2	2
Team									3	3	6								
Totals		26-61	11-30	7-9	7	38	45	9	15	70	22	11	6	2	7	14			

Technical Fouls: NONE

Biggest lead	PUR		NEB		Points from Turnovers	PUR	NEB	Period by Period Scoring		
--------------	-----	--	-----	--	-----------------------	-----	-----	--------------------------	--	--

NEBRASKA 73, TEXAS A&M-CORPUS CHRISTI 52



Official Basketball Box Score - Final
A&M-Corpus Christi at Nebraska
 12/29/19 Pinnacle Bank Arena, Lincoln
 Nebraska - TAMU-Corpus Christi

Game Time: 1:03 PM
 Game Duration: 1:57
 Attendance: 14,968

Officials: Bill Be, Steve Mclunkins, Steve Hrancki

A&M-Corpus Christi - 52 Record: 4-9

NO.	Name	Min	FG		3P		FT		Rebounds		Fouls		TP	AS	TO	ST	Blocks		+/-
			M/A	A	M/A	A	OR	DR	PF	FD	BS	BA							
14	Elijah Schmidt	F	20:24	1-4	0-0	1-2	3	4	7	2	2	3	1	2	0	0	2	0	-15
35	Tony Lewis	F	29:53	3-9	0-2	0-0	2	9	11	0	0	0	6	1	2	1	1	0	-7
1	Jordan Hairston	G	38:35	7-17	3-5	2-2	2	4	6	2	2	19	1	2	3	0	2	-21	
2	Myles Smith	G	14:02	0-2	0-0	0-0	0	4	4	2	0	0	0	0	0	0	0	-8	
4	Jashawn Talton	G	25:04	1-6	1-3	0-1	1	4	5	4	4	3	2	5	0	0	0	-17	
10	Perry Francois	G	06:44	0-4	0-0	0-0	2	0	2	4	0	0	0	1	1	0	0	-8	
12	Peyton Smith	G	20:19	0-3	0-3	1-2	0	2	2	3	3	1	2	2	1	0	1	-9	
24	Edgars Kaufmanis	G	13:55	1-4	1-4	0-0	0	1	1	0	0	0	0	0	0	0	0	-13	
0	Aristotelis Sotriou	G	02:25	0-1	0-0	0-0	0	0	0	0	0	0	0	0	0	0	0	-2	
15	Ishaad Hurte	G	17:36	5-9	0-1	1-6	2	3	5	2	4	1	1	2	0	0	0	2	
5	Javae Lampkins	G	11:03	2-4	2-4	0-0	0	0	0	0	0	6	0	0	0	0	0	-7	
Team				2-2		4		0		0		0							
Totals				20-63	7-22	5-13	14	33	47	20	15	52	9	21	7	7	4	-21	

Shooting By Period

1st FG%	8-32	25.0%
3PT%	3-14	21.4%
FT%	2-6	33.3%
2nd FG%	12-31	38.7%
3PT%	4-8	50.0%
FT%	3-7	42.9%
GMFG%	20-63	31.7%
3PT%	7-22	31.8%
FT%	5-13	38.5%

Dead Ball Rebounds: 3, 0

Nebraska - 73 Record: 6-7

NO.	Name	Min	FG		3P		FT		Rebounds		Fouls		TP	AS	TO	ST	Blocks		+/-
			M/A	A	M/A	A	OR	DR	PF	FD	BS	BA							
24	Yvan Ouedraogo	F	25:07	3-5	0-0	5-7	6	8	14	3	4	11	1	2	0	0	0	0	7
3	Cam Mack	G	31:18	3-9	1-4	3-4	0	3	3	1	3	10	5	2	3	0	0	0	18
11	Dachon Burke	G	20:30	1-13	0-4	2-4	2	4	6	1	3	4	0	1	2	3	5	0	-7
22	Haaniif Cheatham	G	29:58	4-8	1-1	8-9	0	3	3	0	5	17	0	0	2	1	1	9	
34	Thorir Thorbjarnson	G	23:38	3-7	2-4	0-0	0	4	4	2	0	8	1	0	4	0	1	3	
1	Kevin Cross	G	15:13	1-4	0-1	0-0	2	4	6	2	2	2	3	1	1	0	0	14	
23	Jervay Green	G	26:22	3-8	0-2	2-3	1	2	3	2	2	8	2	2	2	0	0	16	
25	Matej Kavaz	G	18:25	4-9	2-6	0-1	1	4	5	3	1	10	1	2	1	0	0	17	
30	Charlie Easley	G	07:42	1-3	1-3	0-0	0	0	0	0	0	3	0	1	0	0	0	2	
0	Akol Arop	G	01:47	0-0	0-0	0-0	0	1	1	0	0	0	0	0	0	0	0	2	
Team				3-14		4		0		0		0							
Totals				23-66	7-25	20-28	15	34	49	15	20	73	13	12	15	4	7	21	

Shooting By Period

1st FG%	10-30	33.3%
3PT%	1-12	8.3%
FT%	13-19	68.4%
2nd FG%	13-36	36.1%
3PT%	6-13	46.2%
FT%	7-9	77.8%
GMFG%	23-66	34.8%
3PT%	7-25	28.0%
FT%	20-28	71.4%

Dead Ball Rebounds: 3, 0

Technical Fouls: NONE

	ACC	NEB
Biggest lead	1 (1st 17:52)	24 (2nd 5:18)
Best Scoring Run	7 (1st 1:52)	11 (1st 11:17)
Lead Changes	2	2
Times Tied	3	3
Time with Lead	00:17	35:21

Technical Fouls: NONE

	Points from Turnovers		Period by Period Scoring
	1st	2nd	
ACC	21	31	52
NEB	34	39	73

Game Notes: Actual Attendance 10,473**

RUTGERS 79, NEBRASKA 62



Official Basketball Box Score - Final
Rutgers at Nebraska
 01/03/20 Pinnacle Bank Arena, Lincoln
 Nebraska vs. Rutgers

Game Time: 7:01 PM
 Game Duration: 1:56
 Attendance: 15,024

Officials: Larry Scrotto, Kelly Pfeifer, Lewis Garrison

Rutgers - 79 Record: 11-3 (2-1)

NO.	Name	Min	FG		3P		FT		Rebounds		Fouls		TP	AS	TO	ST	Blocks		+/-
			M/A	A	M/A	A	OR	DR	PF	FD	BS	BA							
1	Akwasi Yeboah	F	22:40	2-7	0-4	0-0	1	3	4	1	0	0	0	0	0	0	0	0	-2
15	Myles Johnson	G	30:27	9-13	0-0	0-2	9	5	14	2	2	18	0	3	0	0	2	0	18
22	Caleb McConnell	G	34:07	8-8	2-2	2-2	1	4	5	2	0	20	5	3	1	0	0	0	15
23	Montez Mathis	G	22:30	1-7	0-2	0-0	2	2	3	0	2	2	1	0	0	0	0	8	
24	Ron Harper Jr.	G	29:25	4-10	3-6	0-0	0	10	10	1	1	11	3	0	1	2	0	14	
4	Paul Mulcahy	G	22:47	1-1	0-0	0-2	1	3	4	4	2	3	1	0	0	0	0	9	
42	Jacob Young	G	28:31	6-12	0-1	4-5	3	2	5	0	3	16	2	1	1	0	0	24	
13	Shaq Carter	G	09:33	3-5	0-0	0-1	0	0	0	1	1	6	0	2	0	0	0	-1	
Team				1-3		4		0		2		0							
Totals				34-63	5-15	6-12	16	32	48	16	10	79	16	13	3	4	2	17	

Shooting By Period

1st FG%	17-32	53.1%
3PT%	3-7	42.9%
FT%	4-5	80%
2nd FG%	17-31	54.8%
3PT%	2-8	25.0%
FT%	2-7	28.6%
GMFG%	34-63	54.0%
3PT%	5-15	33.3%
FT%	6-12	50.0%

Dead Ball Rebounds: 3, 0

Nebraska - 62 Record: 6-8 (1-2)

NO.	Name	Min	FG		3P		FT		Rebounds		Fouls		TP	AS	TO	ST	Blocks		+/-
			M/A	A	M/A	A	OR	DR	PF	FD	BS	BA							
24	Yvan Ouedraogo	F	21:07	2-5	0-0	0-0	3	1	4	1	0	4	0	1	0	0	0	0	-7
3	Cam Mack	G	32:33	3-8	2-5	3-5	2	3	5	3	4	11	6	2	1	0	0	-5	
11	Dachon Burke	G	25:17	2-9	0-4	1-4	1	4	5	1	5	15	5	1	2	1	2	-13	
34	Thorir Thorbjarnson	G	28:09	2-5	1-2	0-0	0	4	4	1	0	5	5	1	1	0	0	2	
1	Kevin Cross	G	18:53	2-9	0-4	3-3	2	2	4	1	2	7	0	0	0	0	0	-10	
23	Jervay Green	G	23:53	2-8	2-6	0-0	1	2	3	2	0	6	2	1	2	0	0	-25	
25	Matej Kavaz	G	11:51	1-5	1-5	0-0	0	0	0	1	0	3	0	0	0	0	0	-19	
30	Charlie Easley	G	03:00	1-2	0-1	3-3	0	0	0	0	2	5	0	0	1	0	0	1	
0	Akol Arop	G	01:44	0-0	0-0	0-0	0	0	0	0	0	0	0	0	0	0	0	1	
Team				2-13		3		0		0		0							
Totals				20-63	8-31	14-21	15	16	31	11	15	62	15	7	7	2	4	-17	

Shooting By Period

1st FG%	9-33	27.3%
3PT%	7-11	63.6%
FT%	11-30	36.7%
2nd FG%	11-30	36.7%
3PT%	5-16	31.3%
FT%	7-10	70%
GMFG%	20-63	31.7%
3PT%	8-31	25.8%
FT%	14-21	66.7%

Dead Ball Rebounds: 3, 0

Technical Fouls: Green 2nd 7:55

Biggest lead	RUT		NEB		Points from Turnovers	RUT	NEB	Period by Period Scoring		
	1st	2nd	TOT	1st				2nd	TOT	
22 (2nd 10:58)	5	(1st 13:06)	11	15	52	24	41	38	79	
Best Scoring Run	11 (2nd 18:50)	8 (1st 4:25)	12	0	12	0	28	34	62	
Lead Changes	2	2	2	6						
Times Tied	2	2	2	6						
Time with Lead	33:04	05:02								

Game Notes: Actual Attendance 12,142**

NEBRASKA 76, IOWA 70



Official Basketball Box Score - Final
Iowa at Nebraska
 01/07/20 Pinnacle Bank Arena, Lincoln, NE
 Nebraska vs. Iowa

Game Time: 8:12 PM
 Game Duration: 1:59
 Attendance: 14,722

Officials: DJ Carstensen, Chris Beaver, Rob Kusenken

Iowa - 70 Record: 10-5 (1-3)

NO.	Name	Min	FG		3P		FT		Rebounds		Fouls		TP	AS
-----	------	-----	----	--	----	--	----	--	----------	--	-------	--	----	----

NO. 21 OHIO STATE 80, NEBRASKA 68



Official Basketball Box Score - Final
Nebraska at Ohio State
 03/14/20 Value City Arena, Columbus
 2019-20 Men's Basketball

Game Time: 5:30 PM
 Game Duration: 1:50
 Attendance: 12,164

Officials: Rob Riley, Terry Glesby, Donnie Epley

NO. Name	Min	FG M-A	3P M-A	FT M-A	Rebounds OR DR TOT	Fouls PF	TP AS TO ST	Blocks BS BA +/-
24 Yvan Ouedraogo	F 29:40	4-8	0-0	2-3	4 1 5	2 4	10 2 2	0 1 0 0
3 Cam Mack	G 36:51	5-15	0-4	0-0	1 1 2	4 3	10 6 1	1 2 0 0
11 Dachon Burke	G 27:12	4-11	0-2	1-2	2 2 4	1 3	9 2 2	1 0 2 -3
22 Haanif Cheatham	G 29:22	4-10	1-4	0-0	3 3 3	1 0	9 1 1	0 0 3 -22
34 Thorir Thorbjarnarson	G 31:54	5-11	5-8	0-0	6 6 2	2 0	15 3 0	0 0 2 -9
1 Kevin Cross	10:20	2-4	1-1	0-0	1 1 2	4 1	5 0 0	0 0 1 -12
25 Matej Kavaz	07:14	0-1	0-0	0-0	0 0 0	0 1	0 0 0	0 0 0 -6
30 Charlie Easley	09:19	0-0	0-0	0-0	0 0 0	0 0	1 0 0	0 0 0 -4
23 Jervay Green	17:16	4-6	2-3	0-0	1 3 4	0 1	10 0 1	0 0 0 -2
0 Akol Arop	00:52	0-0	0-0	0-0	0 0 0	0 0	0 0 0	0 0 0 -3
Team					3 6	0	1	
Totals	28:66	9-22	3-5	12 20 32	15 13	68	15 9 2	3 9 -12

Shooting By Period		
1st FG%	11-35	31.4%
3PT%	1-9	11.1%
FT%	2-3	66.7%
2nd FG%	17-31	54.8%
3PT%	8-13	61.5%
FT%	1-2	50%
GM FG%	28-66	42.4%
3PT%	9-22	40.9%
FT%	2-5	60.0%
Dead Ball Rebounds: 1.0		

Record: 12-5 (2-4) Technical Fouls: NONE

NO. Name	Min	FG M-A	3P M-A	FT M-A	Rebounds OR DR TOT	Fouls PF	TP AS TO ST	Blocks BS BA +/-
24 Andrea Wesson	F 29:49	4-7	3-5	0-0	0 3 3	2 0	11 3 1	0 1 0 1 5
25 Kyle Young	F 24:45	5-9	0-0	0-0	1 5 6	2 3	10 1 1	0 0 2 0 -2
34 Kaleb Wesson	F 34:44	5-7	1-2	2-3	6 8 14	4 4	13 4 4	0 2 0 13
3 D.J. Canton	G 37:56	4-12	2-7	3-4	0 3 3	0 3	13 5 2	0 2 0 2 13
13 C.J. Walker	G 37:28	7-12	2-3	2-2	0 5 5	2 1	18 4 2	0 2 0 1 10
32 E.J. Liddell	14:17	3-5	1-1	3-6	0 2 2	0 3	10 0 0	0 1 0 3
10 Justin Ahrens	13:25	2-3	1-2	0-0	1 1 2	1 5	0 0 0	0 0 0 -1
40 Danny Hummer	02:04	0-0	0-0	0-0	0 0 0	1 0	0 0 0	0 0 0 -1
0 Alonzo Gaffney	05:32	0-0	0-0	0-0	0 0 0	0 0	0 0 0	0 1 0 -10
Team					1 0	0	0	
Totals	30:55	10-22	10-15	8 27 35	13 15	80	17 12	2 9 3 12

Shooting By Period		
1st FG%	15-28	53.6%
3PT%	5-10	50.0%
FT%	3-4	75%
2nd FG%	15-27	55.6%
3PT%	5-12	41.7%
FT%	7-11	63.6%
GM FG%	30-55	54.5%
3PT%	10-22	45.5%
FT%	10-15	66.7%
Dead Ball Rebounds: 2.0		

Biggest lead	NEB		OSU	Points from Turnovers	NEB		OSU	Period by Period Scoring
	1st	2nd	TOT		1st	2nd	TOT	
Best Scoring Run	4 (1st 17:29)	25 (2nd 8:25)		17	15			NEB 25 43 68
Lead Changes	1			38	34			OSU 38 42 80
Times Tied	0			13	12			
Time with Lead	02:47	36:12		4				

INDIANA 82, NEBRASKA 74



Official Basketball Box Score - Final
Indiana at Nebraska
 01/18/20 Praxair Bark Arena, Lincoln
 Nebraska vs Indiana

Game Time: 6:08 PM
 Game Duration: 2:12
 Attendance: 15,925

Officials: Terry Wynn, Rib Kueneman, Steve Knack

Record: 14-4 (4-3) Technical Fouls: NONE

NO. Name	Min	FG M-A	3P M-A	FT M-A	Rebounds OR DR TOT	Fouls PF	TP AS TO ST	Blocks BS BA +/-
3 Justin Smith	F 32:23	7-12	1-3	0-1	3 4 7	2 1	15 2 1	0 1 0 3 0
4 Trayce Jackson-Davis	F 36:10	6-7	0-0	6-8	2 11 13	0 4	18 4 0	0 1 0 0 12
50 Joey Brunk	C 28:21	7-8	0-0	2-3	5 1 4	16	2 2	0 2 0 2 0 13
1 Algami Durham	G 20:55	1-6	1-5	4-6	0 0 0	3 7	1 2	0 0 0 0 -13
10 Rob Phinisee	G 23:55	2-7	1-5	0-0	1 1 4	2 5	4 4 1	1 1 0 13
11 Devonte Green	14:10	1-6	1-4	0-0	0 4 4	2 0	3 4 2	0 1 0 -4
25 Race Thompson	07:37	0-2	0-1	0-0	1 2 3	0 0	0 0 0	0 0 0 -11
2 Armaan Franklin	22:43	3-8	2-5	0-0	0 6 6	3 4	8 4 3	1 1 1 18
2 Jerome Hunter	08:05	2-3	2-3	0-0	0 0 0	2 0	6 0 1	0 0 0 5
20 DeRon Davis	05:41	2-2	0-0	0-0	0 3 3	0 0	4 0 0	0 0 0 4
Team					4 2 6	0	1	
Totals	31:61	8-26	12-20	12 36 48	17 18	82	21 16	2 8 1 8

Shooting By Period		
1st FG%	18-34	52.9%
3PT%	6-16	37.5%
FT%	4-6	66.7%
2nd FG%	13-27	48.1%
3PT%	2-10	20.0%
FT%	8-14	57.1%
GM FG%	31-61	50.8%
3PT%	8-26	30.8%
FT%	12-20	60.0%
Dead Ball Rebounds: 4.0		

Record: 7-11 (2-5) Technical Fouls: NONE

NO. Name	Min	FG M-A	3P M-A	FT M-A	Rebounds OR DR TOT	Fouls PF	TP AS TO ST	Blocks BS BA +/-
24 Yvan Ouedraogo	F 22:23	2-4	0-0	0-0	2 3 5	1 1	4 0 1	0 0 1 -5
3 Cam Mack	G 37:19	5-15	3-8	7-11	0 3 3	3 7	20 9 3	0 1 2 -11
11 Dachon Burke	G 27:53	5-12	0-4	2-4	1 3 4	1 5	12 0 1	2 0 2 -14
22 Haanif Cheatham	G 34:13	4-10	2-5	0-1	0 1 1	0 1	10 3 1	0 0 0 -8
34 Thorir Thorbjarnarson	G 37:19	5-9	1-5	2-2	1 8 9	4 1	13 3 2	3 0 0 -3
1 Kevin Cross	15:54	1-5	1-3	2-2	2 2 2	5 1	5 1 2	0 0 1 -4
30 Charlie Easley	16:08	2-4	2-3	2-2	1 0 1	2 1	8 0 0	0 3 0 4
25 Matej Kavaz	02:41	0-2	0-1	0-0	0 0 0	0 0	0 0 0	0 0 0 -5
23 Jervay Green	06:13	1-2	0-1	0-0	0 0 1	2 0	0 0 1	0 0 0 6
Team					3 4	0	0	
Totals	25:63	9-30	15-22	8 22 30	18 17	74	16 11	8 1 8 -8

Shooting By Period		
1st FG%	13-31	41.9%
3PT%	6-13	46.2%
FT%	9-14	64.3%
2nd FG%	12-32	37.5%
3PT%	3-17	17.6%
FT%	6-7	85.7%
GM FG%	25-63	39.7%
3PT%	9-30	30.0%
FT%	15-22	68.2%
Dead Ball Rebounds: 1.0		

Biggest lead	IND		NEB	Points from Turnovers	IND		NEB	Period by Period Scoring
	1st	2nd	TOT		1st	2nd	TOT	
Best Scoring Run	19 (2nd 15:02)	9 (1st 12:18)		10	13			IND 46 36 82
Lead Changes	12			40	30			NEB 41 33 74
Times Tied	4			15	9			
Time with Lead	27:23	11:21		21	15			

WISCONSIN 82, NEBRASKA 68



Official Basketball Box Score - Final
Nebraska at Wisconsin
 01/21/20 Kohl Center, Madison
 2019-20 Men's Basketball

Game Time: 8:01 PM
 Game Duration: 1:51
 Attendance: 16,866

Officials: Chris Beaver, Kelly Pfaffer, Donnie Epley

Record: 7-12 (2-6) Technical Fouls: NONE

NO. Name	Min	FG M-A	3P M-A	FT M-A	Rebounds OR DR TOT	Fouls PF	TP AS TO ST	Blocks BS BA +/-
24 Yvan Ouedraogo	F 19:41	0-2	0-0	3-4	5 3 8	1 2	3 2 2	0 0 1 -12
3 Cam Mack	G 36:42	5-15	2-7	2-3	0 7 7	1 2	14 6 3	0 1 1 -22
11 Dachon Burke	G 35:43	10-14	0-2	0-0	0 8 8	2 5	20 1 2	1 1 0 -12
22 Haanif Cheatham	G 20:59	1-5	0-1	0-0	0 0 0	0 0	2 2 0	0 0 2 -22
34 Thorir Thorbjarnarson	G 32:06	4-8	1-5	3-5	2 1 3	3 3	12 0 1	0 0 0 -20
1 Kevin Cross	20:19	6-11	3-5	2-3	0 2 2	3 2	17 1 1	0 0 0 -2
30 Charlie Easley	21:58	0-2	0-1	0-0	2 2 2	0 0	1 0 0	0 0 0 -3
23 Jervay Green	11:45	0-3	0-1	0-0	2 2 2	1 0	0 0 0	0 1 0 13
0 Akol Arop	00:47	0-0	0-0	0-0	1 0 1	0 0	0 0 0	0 1 0 4
Team					0 0 0	0	0	
Totals	26:60	6-22	10-15	8 25 33	13 16	68	12 10	6 3 4 -14

Shooting By Period		
1st FG%	15-27	55.6%
3PT%	4-9	44.4%
FT%	4-6	66.7%
2nd FG%	11-33	33.3%
3PT%	2-13	15.4%
FT%	5-9	66.7%
GM FG%	26-60	43.3%
3PT%	6-22	27.3%
FT%	10-15	66.7%
Dead Ball Rebounds: 1.0		

Record: 12-7 (5-3) Technical Fouls: NONE

NO. Name	Min	FG M-A	3P M-A	FT M-A	Rebounds OR DR TOT	Fouls PF	TP AS TO ST	Blocks BS BA +/-
2 Azeem Ford	F 21:30	3-7	2-4	0-0	2 2 4	1 1	8 2 0	1 0 0 13
35 Nate Reuvers	F 18:43	4-8	1-2	2-2	1 3 4	4 3	11 1 1	0 0 4 9
0 D'Mitric Trice	G 35:55	4-6	3-4	0-0	1 9 10	0 0	11 7 3	3 0 0 24
23 Kobe King	G 30:18	3-11	0-2	3-4	1 0 1	1 2	9 1 1	0 0 0 25
34 Brad Davison	G 28:50	5-11	4-9	0-0	6 6 6	4 2	14 1 0	1 0 1 13
5 Tyler Wahl	11:33	2-2	1-1	0-0	2 2 4	3 0	5 3 3	0 0 0 -2
12 Trevor Anderson	13:41	1-2	1-2	0-0	0 0 0	2 3	3 0 0	0 0 0 -1
11 Moath Pritzel	13:23	3-3	2-2	1-2	1 4 5	1 1	9 1 0	0 0 0 2
1 Brevin Pritzel	22:12	4-11	4-8	0-0	3 3 0	2 1	12 0 2	0 0 1 0
3 Walt McGroarty	00:47	0-0	0-0	0-0	0 0 0	0 0	0 0 0	0 0 0 -4
4 Carter Higginbottom	00:47	0-1	0-0	0-0	0 0 0	0 0	0 0 0	0 0 0 -4
15 Courtland Cuevas	00:47	0-0	0-0	0-0	0 0 0	0 0	0 0 0	0 0 0 -4
20 Samad Oawi	00:47	0-1	0-0	0-0	1 0 1	2 0	0 0 0	0 0 0 -4
31 Michael Ballard	00:47	0-0	0-0	0-0	0 0 0	0 0	0 0 0	0 0 0 -4
Team					1 1 2	0	1	
Totals	29:63	18-34	6-8	10 30 40	16 13	82	23 11	5 4 3 14

Shooting By Period		
1st FG%	14-	

MICHIGAN 79, NEBRASKA 68



Official Basketball Box Score - Final
Michigan at Nebraska
01/28/20 Pinnacle Bank Arena, Lincoln
Nebraska vs. Michigan

Game Time: 6:01 PM
Game Duration: 2:06
Attendance: 15,668

Officials: Bo Bosorki, Earl Watson, Rob Kueneman

Michigan - 79

Record: 12-8 (3-6)

NO. Name	Min	FG		3P		FT		Rebounds		Fouls		TP	AS	TO	ST	Blocks		+/-
		M-A	A-M	M-A	A-M	OR	DR	PF	FD	BS	BA							
23 Brandon Johns Jr.	F 36:46	5-6	1-1	5-7	3-4	7-2	4-4	16	1	4	0	1	0	1	0	10	0	10
15 Jon Teske	C 32:43	4-7	0-0	1-2	2-6	8-3	2-2	9	3	1	2	2	0	0	6	0	6	6
00 David DeJulius	G 33:50	1-7	0-2	3-5	0-4	4-2	5-5	5	3	1	0	0	0	1	4	0	4	4
21 Franz Wagner	G 25:24	8-15	1-5	1-1	3-5	8-4	3-3	18	1	6	3	1	0	0	0	1	0	0
55 Eli Brooks	G 39:31	6-12	4-10	4-6	1-8	9-3	5-20	4	2	2	1	0	0	11	0	0	11	11
5 Adrian Nunez	16:41	1-6	1-6	0-0	0-0	0-0	2-0	3	1	1	1	0	0	0	15	0	15	15
11 Colin Castleton	03:46	2-2	0-0	1-1	0-0	0-0	2-5	0	0	0	0	1	0	-1	0	0	-1	-1
24 CJ Baird	07:48	0-0	0-0	0-0	0-1	1-0	0-0	0	0	0	0	0	0	4	0	0	4	4
51 Austin Davis	03:31	1-1	0-0	1-2	1-1	2-0	1-3	0	0	1	3	0	0	1	0	0	6	6
Team								0	2	2								
Totals		28-56	7-24	16-24	10-31	41-16	22-79	13	17	9	6	1	11					

Technical Fouls: Wagner 2nd 2:40

Shooting By Period	
1 st FG%	14-30 46.7%
3PT%	4-13 30.8%
FT%	8-9 88.9%
2 nd FG%	14-26 53.8%
3PT%	3-11 27.3%
FT%	8-15 53.3%
GM FG%	28-56 50.0%
3PT%	7-24 29.2%
FT%	16-24 66.7%

Dead Ball Rebounds: 3, 0

Nebraska - 68

Record: 7-14 (2-8)

NO. Name	Min	FG		3P		FT		Rebounds		Fouls		TP	AS	TO	ST	Blocks		+/-
		M-A	A-M	M-A	A-M	OR	DR	PF	FD	BS	BA							
24 Yvan Ouedraogo	F 17:04	0-4	0-0	0-0	0-1	1-2	0-0	0	0	1	0	0	1	0	0	1	-9	-9
3 Cam Mack	G 38:26	7-14	5-7	0-2	3-4	7-3	3-3	19	9	3	1	0	0	-8	0	0	-8	-8
11 Dachon Burke	G 27:04	3-12	0-4	1-2	0-1	1-3	2-7	2	2	0	1	0	2	-6	0	0	-6	-6
22 Haanif Cheatham	G 33:04	7-11	0-1	3-4	0-2	2-2	1-17	0	1	0	0	0	0	-7	0	0	-7	-7
34 Thorir Thorbjarnarson	G 37:17	3-6	1-3	1-2	1-7	8-3	3-2	1	0	1	0	1	-6	0	0	0	-6	-6
30 Charlie Easley	14:24	0-0	0-0	0-0	0-1	1-2	0-0	0	0	3	0	0	-5	0	0	0	-5	-5
1 Kevin Cross	20:57	6-11	3-5	2-2	0-4	4-4	1-17	2	3	0	0	2	3	0	0	0	3	3
23 Jervay Green	10:05	0-1	0-1	0-0	0-1	1-5	3-0	0	1	0	0	0	-13	0	0	0	-13	-13
0 Akol Arop	01:39	0-0	0-0	0-0	0-0	0-1	0-0	0	0	0	0	0	-4	0	0	0	-4	-4
Team								0	2	2								
Totals		25-59	9-21	7-12	4-23	27-15	68-16	14	5	1	6	-11						

Technical Fouls: NONE

Shooting By Period	
1 st FG%	15-30 50.0%
3PT%	5-11 45.5%
FT%	0-2 0%
2 nd FG%	11-29 37.9%
3PT%	4-10 40.0%
FT%	7-10 70%
GM FG%	26-59 44.1%
3PT%	9-21 42.9%
FT%	7-12 58.3%

Dead Ball Rebounds: 3, 0

	MIC		NEB	
	1st	2nd	1st	2nd
Biggest lead	15 (2 nd 5:47)	5 (1 st 18:04)		
Best Scoring Run	11 (2 nd 6:34)	6 (2 nd 13:49)		
Lead Changes	7			
Times Tied	6			
Time with Lead	27:58	07:39		

Points from	MIC		NEB	
	1st	2nd	TOT	TOT
Turnovers	16	14		
Paint	38	28		
Second Chance	10	4		
Fast Breaks	9	5		
Bench	11	17		

Game Notes: Actual Attendance 11,891

NO. 24 PENN STATE 76, NEBRASKA 64



Official Basketball Box Score - Final
Penn St. at Nebraska
02/01/20 Pinnacle Bank Arena, Lincoln
Nebraska vs. Penn State

Game Time: 6:03 PM
Game Duration: 2:02
Attendance: 15,901

Officials: Paul Szot, Lewis Garrison, Edwin Young

Penn St. - 76

Record: 16-5 (6-4)

NO. Name	Min	FG		3P		FT		Rebounds		Fouls		TP	AS	TO	ST	Blocks		+/-
		M-A	A-M	M-A	A-M	OR	DR	PF	FD	BS	BA							
1 Seth Lundy	F 17:38	2-5	1-3	0-2	0-2	2-2	2-2	5	0	1	0	0	0	1	0	0	0	1
11 Lamar Stevens	F 28:39	6-11	1-2	0-0	0-5	5-2	1-13	2	3	0	2	0	2	0	16	0	16	16
21 John Harrar	F 18:11	2-3	0-0	2-4	1-2	3-6	0-1	2	0	0	0	0	0	4	0	0	4	4
0 Myreon Jones	G 28:20	5-12	2-7	1-2	0-2	2-2	1-1	13	6	1	0	0	0	12	0	0	12	12
5 Jamari Wheeler	G 24:42	2-2	0-0	2-2	0-3	5-3	1-6	3	1	2	0	0	9	0	0	9	9	
12 Izalah Brockington	20:04	3-8	0-0	2-4	2-1	3-3	2-3	8	0	2	0	0	1	0	1	0	1	1
24 Mike Watkins	20:54	5-12	0-0	1-2	5-12	17-2	4-11	2	2	0	2	0	12	0	0	0	12	12
2 Myles Droad	20:49	5-11	4-10	0-0	2-2	4-1	1-14	1	2	0	0	0	17	0	0	0	17	17
4 Curtis Jones	16:33	0-3	0-2	0-0	1-5	6-2	0-0	2	2	0	0	0	3	0	0	0	3	3
10 Kyle McCloskey	01:37	0-0	0-0	0-0	0-0	0-0	0-0	0	0	0	0	0	0	1	0	0	-5	-5
15 Trent Buttrick	01:37	0-0	0-0	0-0	0-0	0-0	0-0	0	0	0	0	0	0	0	0	0	-5	-5
20 Taylor Nussbaum	00:56	0-0	0-0	0-0	0-0	0-0	0-0	0	0	0	0	0	0	0	0	0	-4	-4
Team								1	2									
Totals		30-67	10-26	6-14	14-35	49-17	16-76	16	16	5	4	1	12					

Technical Fouls: Bench 1st 1:23

Nebraska - 64

Record: 7-15 (2-9)

NO. Name	Min	FG		3P		FT		Rebounds		Fouls		TP	AS	TO	ST	Blocks		+/-
		M-A	A-M	M-A	A-M	OR	DR	PF	FD	BS	BA							
24 Yvan Ouedraogo	F 20:01	2-3	0-0	2-4	1-5	6-2	2-2	6	0	0	1	0	0	-6	0	0	-6	-6
11 Dachon Burke	G 27:02	5-15	1-3	0-0	2-1	3-3	4-11	1	2	2	0	2	-9	0	0	-9	-9	
22 Haanif Cheatham	G 35:15	5-10	2-3	3-6	1-7	8-0	4-15	2	3	2	0	0	-10	0	0	-10	-10	
30 Charlie Easley	G 19:24	0-3	0-2	1-3	0-0	0-0	2-2	1	1	2	0	0	7	0	0	7	7	
34 Thorir Thorbjarnarson	G 29:17	4-7	2-3	2-3	1-4	5-1	2-12	1	1	0	0	0	-26	0	0	-26	-26	
3 Cam Mack	21:50	0-6	0-2	0-0	1-0	1-3	0-0	3	3	0	0	1	-15	0	0	-15	-15	
23 Jervay Green	16:08	1-4	0-2	0-1	1-3	4-1	1-2	1	2	0	0	0	-9	0	0	-9	-9	
1 Kevin Cross	19:59	2-8	1-3	0-1	2-3	5-2	1-5	0	0	0	1	1	-6	0	0	-6	-6	
25 Matej Kavas	07:57	3-4	2-3	0-0	0-2	2-2	0-8	2	0	0	0	0	0	0	0	0	0	
0 Akol Arop	03:07	2-2	0-0	1-1	0-2	2-2	0-4	1	0	1	0	1	0	4	0	4	4	
Team								1	1	2								
Totals		24-62	8-21	8-19	10-28	38-16	17-64	12	13	8	1	4	-12					

Technical Fouls: NONE

	PEN		NEB	
	1st	2nd	1st	2nd
Biggest lead	24 (2 nd 9:17)	7 (1 st 17:23)		
Best Scoring Run	9 (1 st 8:30)	7 (2 nd 5:39)		
Lead Changes	3			
Times Tied	1			
Time with Lead	32:15	06:24		

Points from	PEN		NEB	
	1st	2nd	TOT	TOT
Turnovers	15	15		
Paint	28	30		
Second Chance	10	9		
Fast Breaks	2	10		
Bench	33	19		

Game Notes: Actual Attendance 12,016



2019-20 Nebraska Men's Basketball Combined Team Statistics In Conference games

Game Records

Record	Overall	Home	Away	Neutral
ALL GAMES	2-9	2-4	0-5	0-0
CONFERENCE	2-9	2-4	0-5	0-0
NON-CONFERENCE	0-0	0-0	0-0	0-0

Score by Periods

Team	1st	2nd	OT	TOT
Nebraska	371	390	8	769
Opponents	416	407	14	837

Team Box Score

No.	Player				Total		3-Point		F-Throw		Rebounds											
		GP-GS	MIN	AVG	FG-FGA	FG%	3FG-FGA	3FG%	FT-FTA	FT%	OFF	DEF	TOT	AVG	PF	DQ	A	TO	BLK	STL	PTS	AVG
3	MACK, Cam	11-10	392:46	35.7	50-127	.394	25-63	.397	20-35	.571	11	40	51	4.6	25	0	82	29	6	7	145	13.2
34	THORBJARNARSON, Thorir	11-11	370:40	33.7	47-90	.522	25-54	.463	15-22	.682	7	58	65	5.9	27	1	19	13	0	11	134	12.2
22	CHEATHAM, Haanif	11-11	354:11	32.2	48-113	.425	14-40	.350	23-37	.622	4	29	33	3.0	10	0	18	14	1	9	133	12.1
11	BURKE, Dachon	11-11	326:27	29.7	54-132	.409	11-44	.250	10-20	.500	11	31	42	3.8	25	0	18	18	6	14	129	11.7
1	CROSS, Kevin	11-0	198:25	18.0	31-86	.360	14-40	.350	14-18	.778	12	36	48	4.4	29	1	14	8	1	5	90	8.2
24	OUEDRAOGO, Yvan	11-11	245:28	22.3	22-57	.386	0-0	.000	9-17	.529	25	38	63	5.7	20	0	8	15	1	4	53	4.8
23	GREEN, Jervay	7-0	103:51	14.8	13-31	.419	5-16	.313	0-3	.000	3	17	20	2.9	13	1	3	7	0	5	31	4.4
25	KAVAS, Matej	8-0	78:02	9.8	8-28	.286	5-20	.250	3-4	.750	0	6	6	0.8	6	0	4	1	1	0	24	3.0
30	EASLEY, Charlie	11-1	146:60	13.4	6-25	.240	3-16	.188	11-14	.786	1	7	8	0.7	16	0	4	2	0	11	26	2.4
0	AROP, Akol	6-0	08:10	1.4	2-2	1.000	0-0	.000	0-1	.000	1	2	3	0.5	1	0	1	0	1	4	0.7	
Team											21	18	39					4				
Total		11	2225		281-691	.407	102-293	.348	105-171	.614	96	282	378	34.4	172	3	171	111	17	67	769	69.9
Opponents		11	2225		323-714	.452	91-291	.313	100-163	.613	145	355	500	45.5	169	1	175	143	64	50	837	76.1

Team Statistics

	NEBR	OPP
Scoring	769	837
Points per game	69.9	76.1
Scoring margin	-6.2	-
Field goals-att	281-691	323-714
Field goal pct	.407	.452
3 point fg-att	102-293	91-291
3-point FG pct	.348	.313
3-pt FG made per game	9.3	8.3
Free throws-att	105-171	100-163
Free throw pct	.614	.613
F-Throws made per game	9.5	9.1
Rebounds	378	500
Rebounds per game	34.4	45.5
Rebounding margin	-11.1	-
Assists	171	175
Assists per game	15.5	15.9
Turnovers	111	143
Turnovers per game	10.1	13.0
Turnover margin	+2.9	-
Assist/turnover ratio	1.5	1.2
Steals	67	50
Steals per game	6.1	4.5
Blocks	17	64
Blocks per game	1.5	5.8
Winning streak	0	-
Home win streak	0	-
Attendance	93094	60696
Home games-Avg/Game	6-15516	5-12139
Neutral site-Avg/Game	-	0-0

Team Results

Date	Opponent		Score	Att.
12/13/2019	at Indiana	Lot	90-96	17222
12/15/2019	Purdue	W	70-56	15654
01/03/2020	Rutgers	L	62-79	15024
01/07/2020	Iowa	W	76-70	14722
01/11/2020	at Northwestern	L	57-62	5664
01/14/2020	at Ohio St.	L	68-80	12954
01/18/2020	Indiana	L	74-82	15925
01/21/2020	at Wisconsin	L	68-82	16856
01/25/2020	at Rutgers	L	72-75	8000
01/28/2020	Michigan	L	68-79	15868
02/01/2020	Penn St.	L	64-76	15901



2019-20 Nebraska Men's Basketball Combined Team Statistics All games

Game Records

Record	Overall	Home	Away	Neutral
ALL GAMES	7-15	5-7	0-7	2-1
CONFERENCE	2-9	2-4	0-5	0-0
NON-CONFERENCE	5-6	3-3	0-2	2-1

Score by Periods

Team	1st	2nd	OT	TOT
Nebraska	736	812	30	1578
Opponents	784	845	30	1659

Team Box Score

No.	Player	GP-GS			Total		3-Point		F-Throw		Rebounds				Other				PTS	AVG				
		GP	GS	MIN	AVG	FG-FGA	FG%	3FG-FGA	3FG%	FT-FTA	FT%	OFF	DEF	TOT	AVG	PF	DQ	A			TO	BLK	STL	
3	MACK, Cam	22	19	763:60	34.7	99-239	.414	37-100	.370	50-87	.575	23	76	99	4.5	55	1	145	60	9	24	285	13.0	
22	CHEATHAM, Haanif	22	22	711:34	32.3	99-203	.488	20-58	.345	55-85	.647	9	76	85	3.9	26	0	30	27	5	19	273	12.4	
11	BURKE, Dachon	22	22	619:09	28.1	97-250	.388	22-83	.265	35-65	.538	21	65	86	3.9	40	0	30	29	15	30	251	11.4	
34	THORBJARNARSON, Thorir	22	14	591:51	26.9	69-136	.507	37-80	.463	20-29	.690	10	93	103	4.7	43	1	24	21	2	22	195	8.9	
1	CROSS, Kevin	22	0	407:28	18.5	63-165	.382	23-73	.315	20-32	.625	25	65	90	4.1	45	1	24	24	7	6	169	7.7	
23	GREEN, Jervay	18	9	429:44	23.9	49-128	.383	21-70	.300	16-32	.500	14	57	71	3.9	39	2	31	30	5	17	135	7.5	
24	OUEDRAOGO, Yvan	22	22	466:07	21.2	46-114	.404	0-0	.000	26-52	.500	54	77	131	6.0	35	0	14	33	5	9	118	5.4	
25	KAVAS, Matej	19	1	277:54	14.6	33-87	.379	20-60	.333	13-19	.684	1	20	21	1.1	21	0	11	8	2	3	99	5.2	
30	EASLEY, Charlie	18	1	165:56	9.2	9-30	.300	4-19	.211	11-16	.688	2	7	9	0.5	16	0	5	5	0	11	33	1.8	
15	CURTIS, Samari	8	0	49:18	6.2	4-10	.400	4-9	.444	2-2	1.000	0	7	7	0.9	5	0	1	2	1	0	14	1.8	
0	AROP, Akol	11	0	16:58	1.5	2-4	.500	0-1	.000	2-3	.667	1	9	10	0.9	1	0	1	2	2	1	6	0.5	
Team												36	33	69										
Total		22		4500		570-1366	.417	188-553	.340	250-422	.592	196	585	781	35.5	326	5	316	247	53	142	1578	71.7	
Opponents		22		4500		642-1469	.437	180-574	.314	195-301	.648	302	706	1008	45.8	380	4	316	312	113	117	1659	75.4	

Team Statistics

	NEBR	OPP
Scoring	1578	1659
Points per game	71.7	75.4
Scoring margin	-3.7	-
Field goals-att	570-1366	642-1469
Field goal pct	.417	.437
3 point fg-att	188-553	180-574
3-point FG pct	.340	.314
3-pt FG made per game	8.5	8.2
Free throws-att	250-422	195-301
Free throw pct	.592	.648
F-Throws made per game	11.4	8.9
Rebounds	781	1008
Rebounds per game	35.5	45.8
Rebounding margin	-10.3	-
Assists	316	316
Assists per game	14.4	14.4
Turnovers	247	312
Turnovers per game	11.2	14.2
Turnover margin	+3.0	-
Assist/turnover ratio	1.3	1.0
Steals	142	117
Steals per game	6.5	5.3
Blocks	53	113
Blocks per game	2.4	5.1
Winning streak	0	-
Home win streak	0	-
Attendance	186522	83897
Home games-Avg/Game	12-15544	7-11985
Neutral site-Avg/Game	-	3-746

Team Results

Date	Opponent		Score	Att.
11/05/2019	UC Riverside	L	47-66	15745
11/09/2019	Southern Utah	Lot2	78-79	15828
11/15/2019	South Dakota St.	W	90-73	15946
11/22/2019	Southern U.	Wot	93-86	15931
11/25/2019	vs Washington St.	W	82-71	660
11/26/2019	vs George Mason	L	66-85	1066
11/27/2019	vs South Fla.	W	74-67	512
12/04/2019	at Georgia Tech	L	56-73	5133
12/07/2019	at Creighton	L	76-95	18068
12/13/2019	at Indiana	Lot	90-96	17222
12/15/2019	Purdue	W	70-56	15654
12/21/2019	North Dakota	L	74-75	15010
12/29/2019	A&M-Corpus Christi	W	73-52	14968
01/03/2020	Rutgers	L	62-79	15024
01/07/2020	Iowa	W	76-70	14722
01/11/2020	at Northwestern	L	57-62	5664
01/14/2020	at Ohio St.	L	68-80	12954
01/18/2020	Indiana	L	74-82	15925
01/21/2020	at Wisconsin	L	68-82	16856
01/25/2020	at Rutgers	L	72-75	8000
01/28/2020	Michigan	L	68-79	15868
02/01/2020	Penn St.	L	64-76	15901