

N NEBRASKA BASKETBALL

2019-20 GAME NOTES

The Nebraska men's basketball returns to Pinnacle Bank Arena Thursday night as the Huskers take on No. 23 Ohio State. Tipoff is at 8:05 p.m. and any returned tickets will go on sale at the Pinnacle Bank Arena box office beginning at 6:30 p.m. on Tuesday.

Thursday's game will be televised on ESPN2 with Jason Benetti and Robbie Hummel on the call. The game with the Buckeyes will also be available on the ESPN app and on ESPN.com with authentication.

Fans can follow all of the action across the state of Nebraska on the Learfield IMG College Husker Sports Network with Kent Pavelka and Jake Muhleisen on the call. The game will also be available on Huskers.com, the Huskers app and TuneIn radio. The pregame show begins one hour prior to tipoff.

Thursday's game is the annual Red Cross night, as volunteers will be collecting cash donations from fans at the PBA entrances prior to Thursday's game to support disaster relief throughout the heartland.

Nebraska (7-20, 2-14 Big Ten) was short-handed and battled Illinois before falling 71-59 on Monday night. Haanif Cheatham led four Huskers in double figures with 14 points, as Nebraska was down to just eight players because of injuries and illness. Nebraska limited Illinois to 39 percent shooting, but allowed 19 offensive rebounds which led to 14 second-chance points for the Fighting Illini.

One encouraging development is the play of freshman Yvan Ouedraogo, who finished with 11 points and 10 rebounds against Illinois for his second double-double of the season. He joins Ron Taylor (1973-74), Andre Smith (1977-78) and Aleks Maric (2004-05) as the only players in school history with multiple double-doubles as freshmen. Ouedraogo, who doesn't turn 18 until after the Big Ten Tournament, has been playing some of his best basketball in the last two weeks, averaging 9.0 points on 62 percent shooting and 7.7 rebounds over the last four games.

Ohio State (18-9, 8-8 Big Ten) comes off an impressive 79-72 win over No. 7 Maryland on Sunday, snapping the Terrapins' nine-game win streak. Luther Muhammad had a game-high 22 points to lead five Buckeyes in double figures. The Buckeyes, who have won six of their last eight games, jumped to 23rd in both national polls this week.

GAME MATCHUP

NEBRASKA CORNHUSKERS

2019-20 Record: 7-20 (2-14 Big Ten)

Head coach: Fred Hoiberg

Record at Nebraska: 7-20 (1st year)

Career NCAA Record: 122-76 (6th year)

NO. 23/23 OHIO STATE BUCKEYES

2019-20 Record: 18-9 (8-8 Big Ten)

Head coach: Chris Holtmann

Record at Ohio State: 62-32 (3rd year)

Career Record: 176-118 (9th year)

BROADCAST INFO

Television: ESPN2

Play-by-play: Jason Benetti

Analyst: Robbie Hummel

Online Broadcast: ESPN.com and ESPN app

Radio: Learfield IMG College Husker Sports Network, including 590 AM (Omaha), 1400 AM (Lincoln) and 880 AM (Lexington)

Play-by-play: Kent Pavelka

Analyst: Jake Muhleisen

Online Radio: Available on Huskers.com, Huskers App, TuneIn.com/Huskers and TuneIn App.

SiriusXM (Internet): Ch. 976 XM: Ch. 386

PLAYER SPOTLIGHT

Dachon Burke is averaging 14.7 points per game since missing the Huskers' game at Maryland because of illness. He is shooting 47.2 percent from the field in that stretch and has been in double figures all three contests. His 21-point effort against Michigan State last Thursday was the most points by a Husker reserve since Jack McVeigh had 21 in a win over No. 20 Purdue on Jan. 29, 2017.



NEBRASKA VS. NO. 23 OHIO STATE

28

GAME DETAILS

Date: Thursday, Feb. 27
Time: 8 p.m. (CT)
Location: Lincoln, Neb.
Arena: Pinnacle Bank Arena
Tickets: Huskers.com/Tickets

MEDIA INFO

TV: ESPN2
Online Video: ESPN.com
Radio: Learfield IMG College
Internet Audio: Huskers.com
Huskers app/TuneIn

2019-20 SCHEDULE

Date	Opponent	TV/Internet	Result
Tues., Nov. 5	UC Riverside	BTN	L, 47-66
Sat., Nov. 9	Southern Utah	BTN+	L, 78-79 (2OT)
Fri., Nov. 15	South Dakota St.	BTN	W, 90-73
Fri., Nov. 22	Southern	BTN+	W, 93-86 (OT)
CAYMAN ISLANDS CLASSIC			
Mon., Nov. 25	vs. Washington St.	FloHoops.com	W, 82-71
Tues., Nov. 26	vs. George Mason	FloHoops.com	L, 66-85
Wed., Nov. 27	vs. South Florida	FloHoops.com	W, 74-67
BIG/ACC CHALLENGE			
Wed., Dec. 4	at Georgia Tech	ESPNU	L, 56-73
Sat., Dec. 7	at Creighton	FS1	L, 74-95
Fri., Dec. 13	at Indiana*	BTN	L, 90-96 (OT)
Sun., Dec. 15	Purdue*	BTN	W, 70-56
Sat., Dec. 21	North Dakota	BTN+	L, 74-75
Sun., Dec. 29	TAMU-Corpus Christi	BTN	W, 73-52
Fri., Jan. 3	Rutgers*	BTN	L, 62-79
Tues., Jan. 7	Iowa*	BTN	W, 76-70
Sat., Jan. 11	at Northwestern*	BTN	L, 57-62
Tues., Jan. 14	at No. 21 Ohio State*	FS1	L, 68-80
Sat., Jan. 18	Indiana*	BTN	L, 74-82
Tues., Jan. 21	at Wisconsin*	BTN	L, 68-82
Sat., Jan. 25	at No. 24 Rutgers*	BTN	L, 72-75
Tues., Jan. 28	Michigan*	ESPNU	L, 68-79
Sat., Feb. 1	No. 24 Penn State*	BTN	L, 64-76
Sat., Feb. 8	at No. 17 Iowa*	BTN	L, 72-96
Tues., Feb. 11	at No. 9 Maryland*	BTN	L, 70-72
Sat., Feb. 15	Wisconsin*	BTN	L, 64-81
Thurs., Feb. 20	Michigan State*	FS1	L, 65-86
Mon., Feb. 24	at Illinois*	BTN	L, 59-71
Thurs., Feb. 27	No. 23 Ohio State*	ESPNU	8 p.m.
Sun., March 1	Northwestern*	BTN	3:15 p.m.
Thurs., March 5	at Michigan*	FS1	5:30 p.m.
Sun., March 8	at Minnesota*	BTN	Noon

Big Ten Tournament

Wed., March 11	at Big Ten First Round	BTN	TBA
Thurs., March 12	at Big Ten Second Round	BTN	TBA
Fri., March 13	at Big Ten Quarterfinals	BTN	TBA
Sat., March 14	at Big Ten Semifinals	CBS	TBA
Sun., March 15	at Big Ten Championship	CBS	2:30 p.m.

NCAA Tournament

March 17-April 6	NCAA Tournament	TBD	TBA
------------------	-----------------	-----	-----

Notes: * - Big Ten Conference Game; All times listed are central and subject to change. Home games are in red and bold.

2019-20 ROSTER AT A GLANCE

No	Name	Pos.	Ht.	Wt.	Yr.	Hometown	GP/GS	MPG	PPG	RPG	APG
0	Akol Arop	F	6-6	200	Fr.	Omaha, Neb.	16/0	2.7	0.6	0.9	0.1
1	Kevin Cross	F	6-8	240	Fr.	Little Rock, Ark.	27/2	18.4	7.0	3.9	1.3
3	Cam Mack	G	6-2	175	So.	Austin, Texas	26/23	34.5	12.0	4.7	6.5
4	Shamiel Stevenson - #	G/F	6-6	245	Jr.	Toronto, Ontario, Canada	Will sit out 2019-20 season				
11	Dachon Burke Jr.	G	6-4	180	Jr.	Orange, N.J.	26/24	27.8	11.8	3.6	1.3
13	Derrick Walker - #	F	6-8	235	Jr.	Kansas City, Mo.	Will sit out 2019-20 season				
21	Jace Piatkowski	G	6-3	175	Fr.	Omaha, Neb.	Will redshirt in 2019-20				
22	Haanif Cheatham	G	6-5	194	Sr.	Fort Lauderdale, Fla.	27/27	31.6	12.5	3.8	1.4
23	Jervay Green	G	6-3	210	Jr.	Denver, Colo.	23/13	24.6	7.8	4.1	1.8
24	Yvan Ouedraogo	F	6-9	260	Fr.	Bordeaux, France	27/25	20.9	5.8	6.1	0.6
25	Matej Kavaz - %	G	6-8	205	Sr.	Ljubljana, Slovenia	22/1	14.5	5.3	1.2	0.6
30	Charlie Easley	G	6-2	190	Fr.	Lincoln, Neb.	23/1	10.1	2.0	0.7	0.4
34	Thorir Thorbjarnarson	G	6-6	206	Jr.	Reykjavik, Iceland	27/19	28.1	8.9	4.7	1.2
44	Bret Porter	F	6-6	215	Fr.	Omaha, Neb.	Will redshirt in 2019-20				
45	Dalano Banton - #	G	6-8	195	So.	Toronto, Ontario, Canada	Will sit out 2019-20 season				

- Sitting out after transferring; % - Will miss remainder of season because of injury.

2019-20 NUMERICAL ROSTER

No.	VL	Name	Pronunciation	Pos.	Ht.	Wt.	Yr.	Hometown	Previous School
0		Akol Arop	A-call uh-rope	F	6-6	210	Fr.	Omaha, Neb.	Creighton Prep HS
1		Kevin Cross		F	6-8	240	Fr.	Little Rock, Ark.	Mills University Studies HS
3		Cam Mack		G	6-2	175	So.	Austin, Texas	Salt Lake CC
4		Shamuel Stevenson	Sha-meal	G	6-6	245	Jr.	Toronto, Ontario, Canada	University of Nevada
11		Dachon Burke Jr.	DAY-shawn	G	6-4	180	Jr.	Orange, N.J.	Robert Morris
13		Derrick Walker		F	6-8	235	Jr.	Kansas City, Mo.	University of Tennessee
21		Jace Piatkowski	Pie-it-COW-ski	G	6-3	175	Fr.	Omaha, Neb.	Elkhorn South HS
22		Haanif Cheatham	Hah-NEEF CHEE-tum	G	6-5	194	Sr.	Fort Lauderdale, Fla.	Florida Gulf Coast University
23		Jervay Green		G	6-3	210	Jr.	Denver, Colo.	Western Nebraska CC
24		Yvan Ouedraogo	I-van WOO-drah-oh-go	F	6-9	260	Fr.	Bordeaux, France	INSEP
25		Matej Kavaz	MAH-tey KAH-vahs	G	6-8	205	Sr.	Ljubljana, Slovenia	Seattle University
30		Charlie Easley		G	6-2	190	Fr.	Lincoln, Neb.	Pius X HS
34	**	Thorir Thorbjarnarson	Thor-EAR thorb-YAR-nar-son	G	6-6	206	Jr.	Reykjavik, Iceland	Menntaskólinn i Reykjavik
44		Bret Porter		F	6-6	215	Fr.	Omaha, Neb.	Millard North HS
45		Dalano Banton	duh-LAH-no BAN-ten	G	6-8	195	So.	Toronto, Ontario, Canada	Western Kentucky University

2019-20 COACHING STAFF

Name	Pronunciation	Title	Year at Nebraska	Alma Mater (Year)
Fred Hoiberg		Head Coach	First	Iowa State (1995)
Matt Abdelmassih	Abdel-massey	Assistant Coach	First	St. John's (2007)
Doc Sadler		Assistant Coach	First as Asst./Seventh	Arkansas (1982)
Armon Gates		Assistant Coach	Second	Kent State (2006)
Bobby Lutz	Lootz	Special Assistant to the Head Coach	First	UNC Charlotte (1980)
Tim Wilson		Basketball Strength Coach	Ninth	Nebraska (1981)
Matt Holt		Video Coordinator	Third	New Haven (2013)
Luca Virgilio	Vir-Jill-e-o	Director of Basketball Operations	First	Universita degli Studi di Roma Tre (2012)
Bertram "Buzzy" Caruthers		Director of Player Development	First	Hampton (2006)
Vince Fritz		Graduate Manager	Second	Missouri Southern (2018)
John Harris Jr.		Graduate Manager	First	Benedictine (2017)

TEAM COMPARISON

Nebraska Cornhuskers 2019-20 Team Statistics (Record: 7-20, 2-14)			Ohio State Buckeyes 2019-20 Team Statistics (Record: 18-9, 8-8)		
Category	Nebraska	OPP	Category	Ohio State	OPP
SCORING	1908	2065	SCORING	1942	1691
Points per game	70.7	76.5	Points Per Game	71.9	62.6
Scoring margin	-5.8	-	Margin	+9.3	--
FIELD GOALS-ATT	696-1684	793-1789	FIELD GOALS-ATT	655-1461	589-1503
Field goal pct	.413	.443	Field Goal Percentage	.448	.392
3 POINT FG-ATT	221-683	231-702	3-POINT FG-ATT	236-623	200-594
3-point FG pct	.324	.329	3-Point FG Percentage	.379	.337
3-pt FG made per game	8.2	8.6	3-Point FG made per game	8.7	7.4
FREE THROWS-ATT	295-488	248-376	FREE THROWS-ATT	396-537	313-458
Free throw pct	.605	.660	Free Throw Percentage	.737	.683
F-Throws made per game	10.9	9.2	F-Throws made per game	14.7	11.6
REBOUNDS	949	1223	REBOUNDS	1000	852
Rebounds per game	35.1	45.3	Rebounds Per Game	37.0	31.6
Rebounding margin	-10.1	-	Rebounding Margin	+5.5	--
ASSISTS	387	408	ASSISTS	376	285
Assists per game	14.3	15.1	Assists Per Game	13.9	10.6
TURNOVERS	304	380	TURNOVERS	356	334
Turnovers per game	11.3	14.1	Turnovers Per Game	13.2	12.4
Turnover margin	+2.8	-	Turnover Margin	-0.8	--
Assist/turnover ratio	1.3	1.1	Assist/Turnover Ratio	1.1	0.9
STEALS	181	145	STEALS	133	131
Steals per game	6.7	5.4	Steals Per Game	4.9	4.9
BLOCKS	65	125	BLOCKS	92	78
Blocks per game	2.4	4.6	Blocks Per Game	3.4	2.9

NUMBERS TO KNOW

3 - Yvan Ouedraogo enters the Ohio State game needing three rebounds to tie Aleks Maric's freshman record of 169 set in 2004-05. Ouedraogo is averaging a team-high 6.1 rebounds per game.

1.27 - NU's assist-to-turnover ratio is on pace to rank seventh in school history. The Huskers are currently fourth in the Big Ten in assist-to-turnover ratio, including tied for first in Big Ten action. In addition, NU's 14.3 assists per game is on pace to be the Huskers' highest total since the 2006-07 season.

Best Assist-to-Turnover Ratios in School History

No	Year	Ratio
1.	1984-85	1.81
2.	1985-86	1.64
3.	1983-84	1.34
4.	2018-19	1.32
5.	1981-82	1.29
6.	1979-80	1.28
7.	2019-20	1.27

8 - Cam Mack is one of just eight players in Division I - and just four in power conferences - averaging at least 12.0 points, 6.0 assists, 4.0 rebounds and 1.0 steal per game as of Feb. 25. The other power conference players include Tre Jones (Duke), Tyrese Haliburton (Iowa State) and Markell Johnson (NC State).

50 - Returning point total from last season, all by Thorir Thorbjarnarson. That is the lowest by any power conference team in the last decade.

PROBABLE STARTERS (BASED ON LAST GAME STARTERS)



#11 Dachon Burke Jr. | G | Jr. | 6-4 | 180 | Orange, N.J.

2019-20 Averages: PPG: 11.8 | RPG: 3.6 | APG: 1.3 | SPG: 1.3

Worth Noting: Second in B1G in steals...16 double-figure games, including four 20+ point games...Had 13 points at Illinois...Came off the bench for 21 points vs. MSU, including 18 in first half...Totaled 20 points on 10-of-14 shooting and eight boards at Wisconsin...Led Nebraska with 25 points, including 4-of-8 from 3-point range, at Indiana...Sat out 2018-19 season after two years at Robert Morris...Was a second-team All-Northeast Conference pick in 2017-18, averaging 17.6 points, 5.8 rebounds and 2.1 steals per game...Fourth in the NEC in scoring and led the lead in steals as a sophomore...Prepped at Coastal Academy, where he averaged 17.2 points, 6.0 assists and 4.0 rebounds per game.

Collegiate Career Bests (including Robert Morris): Pts: 29 | Reb: 14 | Ast: 6 | Stl: 6



#23 Jervey Green | G | Jr. | 6-3 | 210 | Denver, Colo.

2019-20 Averages: PPG: 7.8 | RPG: 4.1 | APG: 1.8

Worth Noting: Started the last four games...Has eight double-figure games in 2019-20...Finished with four points and six boards at Illinois...Had eight points, six boards and five assists at No. 9 Maryland...Came off the bench for 18 points and seven boards at No. 17 Iowa...Scored a career-high 22 points vs. Southern...Totaled 16 points and eight boards vs. Washington State...Rated the No. 2 combo guard & No. 8 overall recruit by JUCORecruiting.com in the class of 2019...Second-team NJCAA All-American and Region IX Co-Player of the Year in 2018-19, averaging 23.6 points, 5.7 rebounds and 5.3 assists per game as Western Nebraska CC went 24-8...Ranked eighth nationally in scoring, as he had three 40-point games, highlighted by a 51-point outburst.

Collegiate Career Bests: Pts: 22 | Reb: 8 (2x) | Ast: 6 | Stl: 3 | Bl: 3



#34 Thorir Thorbjarnarson | G | Jr. | 6-6 | 206 | Reykjavik, Iceland

2019-20 Averages: PPG: 8.9 | RPG: 4.7 | APG: 1.2 | SPG: 1.0

Worth Noting: Ranks fifth in B1G in 3-point percentage (.417)...Reached double figures 12 times...Finished with 11 points and seven boards vs. Illinois...Totaled 15 points and seven boards vs. No. 9 Maryland...Matched career highs in points (17) and 3-pointers (five) while adding eight boards at No. 24 Rutgers...Hit five 3-pointers as part of a 15-point night at No. 21 Ohio State...Finished with 17 points and nine rebounds vs. Iowa...Had 17 points at Indiana...Averaged 10 ppg playing for Iceland National Team at the Games of the Small States of Europe...Started seven times in 2019, including all five postseason games...Grabbed a career-high 10 rebounds against No. 24 Wisconsin in 2018-19...NU's first scholarship player from Iceland.

Collegiate Career Bests: Pts: 17 (2x) | Reb: 10 | Ast: 5 | Stl: 5



#22 Haanif Cheatham | G | Sr. | 6-5 | 194 | Fort Lauderdale, Fla.

2019-20 Averages: PPG: 12.5 | RPG: 3.8 | APG: 1.4

Worth Noting: Reached double figures 20 times, including three 20-point games...Led NU with 14 points and added seven boards at Illinois...Had 14 points, a career-high five steals and three assists vs. MSU...Recovered from a calf injury to score 20 points, including 18 in the second half, vs. No. 9 Maryland...Had 21 points and six boards at Indiana...Recorded first career double-double w/ 14 points and 11 boards at Georgia Tech...Had a career-high 26 points vs. USF...Spent 2018-19 season at FGCU, averaging 13.2 ppg & 4.8 rpg before shoulder surgery...Spent two-plus years at Marquette...Earn Big East All-Freshman team honors...Was a top-100 recruit at Pembroke Pines Charter High School, where he averaged 24.0 points, 5.0 rebounds and 3.0 assists per game.

Collegiate Career Bests (including Marquette/FGCU): Pts: 26 | Reb: 11 | Ast: 6 (3x) | Stl: 5



#24 Yvan Ouedraogo | F | Fr. | 6-9 | 260 | Bordeaux, France

2019-20 Averages: PPG: 5.8 | RPG: 6.1

Worth Noting: Has two double-doubles and five games with 10+ rebounds...Tied career high with 11 points and had 10 boards vs. Illinois...Had 10 points and seven boards vs. MSU...Nearly had a double-double vs. Wisconsin with eight points and 10 rebounds in 19 minutes...Reached double figures with 10 points and five boards at No. 21 Ohio State...Recorded first career double-double with 11 points and 14 rebounds vs. TAMU-CC...Top 150 recruit by 247Sports...Played for the French U-18 team at the European Championships...Attended the National Institute of Sport, Expertise and Performance (INSEP), the same program which produced Clint Capela, Boris Diaw and Tony Parker.

Collegiate Career Bests: Pts: 11 (2x) | Reb: 14 | Ast: 3 | Stl: 2 | Bl: 2 (2x)

NATIONAL POLLS

AP TOP 25 (FEB. 24)

No	Team (1st)	Record	Points	Prev.
1	Kansas (62)	24-3	1,598	3
2	Baylor (2)	24-2	1,532	1
3	Gonzaga	27-2	1,442	2
4	Dayton	25-2	1,413	5
5	San Diego State	26-1	1,287	4
6	Florida State	23-4	1,247	8
7	Duke	23-4	1,186	6
8	Kentucky	22-5	1,130	10
9	Maryland	22-5	1,124	7
10	Creighton	22-6	986	15
11	Louisville	23-5	966	11
12	Villanova	21-6	928	12
13	Seton Hall	20-7	842	16
14	Oregon	21-7	653	14
15	Auburn	23-4	643	13
16	Penn State	20-7	618	9
17	BYU	23-7	598	23
18	Iowa	19-8	489	20
19	Michigan	18-9	329	NR
20	West Virginia	19-8	313	17
21	Colorado	21-7	291	18
22	Texas Tech	18-9	226	NR
23	Ohio State	18-9	210	25
24	Michigan State	18-9	160	NR
25	Houston	21-7	102	22

Others receiving votes: Arizona State 95, Illinois 82, Arizona 71, Butler 51, Virginia 50, Marquette 41, Stephen F. Austin 29, LSU 24, East Tennessee State 13, Utah State 9, Florida 8, Wisconsin 7, New Mexico State 2, Northern Iowa 2, Liberty 2, UCLA 1

USA TODAY COACHES POLL (FEB. 24)

No	Team (1st)	Record	Points	Prev.
1	Kansas (30)	24-3	798	3
2	Baylor (2)	24-2	760	1
3	Dayton	25-2	723	5
4	Gonzaga	27-2	704	2
5	San Diego State	26-1	631	4
6	Florida State	23-4	597	8
7	Duke	23-4	579	6
8	Maryland	22-5	553	7
9	Kentucky	22-5	543	10
10	Louisville	23-5	531	11
11	Creighton	22-6	462	15
12	Villanova	21-6	449	13
13	Seton Hall	20-7	423	14
14	Penn State	20-7	318	9
15	Auburn	23-4	316	12
16	Oregon	21-7	276	16
17	Iowa	19-8	264	20
18	Brigham Young	23-7	240	NR
19	West Virginia	19-8	194	18
20	Colorado	21-7	155	17
21	Texas Tech	18-9	153	NR
22	Michigan	18-9	139	NR
23	Ohio State	18-9	132	24
T-24	Michigan State	18-9	118	25
T-24	Arizona	19-8	118	21

Others receiving votes: Houston 58; Butler 48; Arizona State 27; Illinois 25; Marquette 19; Virginia 13; LSU 12; Saint Mary's 7; East Tennessee State. 6; Wisconsin 3; Stephen F. Austin 3; Northern Iowa 3.

BIG TEN STANDINGS/SCHEDULE (AS OF FEB. 24)

Team	B1G	Pct.	Overall	Pct.
Maryland	12-4	.750	22-5	.815
Penn State	10-6	.625	20-7	.741
Iowa	10-6	.625	19-8	.704
Illinois	10-6	.625	18-9	.667
Michigan State	10-6	.625	18-9	.667
Wisconsin	10-6	.625	17-10	.630
Michigan	9-7	.563	18-9	.667
Rutgers	9-8	.529	18-10	.643
Indiana	8-8	.500	18-9	.667
Ohio State	8-8	.500	18-9	.667
Minnesota	7-9	.438	13-13	.500
Purdue	7-10	.412	14-14	.500
Nebraska	2-14	.125	7-20	.259
Northwestern	1-15	.063	6-20	.231

SCHEDULE

Feb.

20	*Iowa 85, Ohio State 76			
	*Michigan State 86, Nebraska 65			
22	*Michigan 71, Purdue 63			
23	*Michigan 71, Purdue 63			
	*Indiana 68, Penn State 60			
	*Wisconsin 79, Rutgers 71			
	*Minnesota 83, Northwestern 57			
24	*Illinois 71, Nebraska 59			
25	*Iowa at Michigan State	6 p.m.	ESPN	
26	*Rutgers at Penn State	6 p.m.	BTN	
	*Maryland at Minnesota	8 p.m.	BTN	
27	*Wisconsin at Michigan	6 p.m.	ESPN2	
	*Indiana at Purdue	6 p.m.	FS1	
	*Illinois at Northwestern	7 p.m.	BTN	
	*Ohio State at Nebraska	8 p.m.	ESPN2	
29	*Penn State at Iowa	11 a.m.	BTN	
	*Michigan State at Maryland	7 p.m.	ESPN	

March

1	*Indiana at Illinois	11 a.m.	BTN	
	*Michigan at Ohio State	3 p.m.	CBS	
	*Northwestern at Nebraska	3:15 p.m.	BTN	
3	*Michigan State at Penn State	6 p.m.	ESPN/2	
	*Maryland at Rutgers	6 p.m.	BTN	
	*Purdue at Iowa	8 p.m.	BTN	
4	*Minnesota at Indiana	6 p.m.	BTN	
	*Northwestern at Wisconsin	8 p.m.	BTN	
5	*Nebraska at Michigan	5:30 p.m.	FS1	
	*Illinois at Ohio State	6 p.m.	ESPN/2	
7	*Wisconsin at Indiana	11 a.m.	ESPN/2	
	*Rutgers at Purdue	1 p.m.	BTN	
	*Penn State at Northwestern	3 p.m.	BTN	
8	*Michigan at Maryland	11 a.m.	FOX	
	*Nebraska at Minnesota	Noon	BTN	
	*Ohio State at Michigan State	3:30 p.m.	CBS	
	*Iowa at Illinois	6 p.m.	BTN	

*-Conference game

OHIO STATE PROBABLE STARTERS (based on last game)

No.	Name	Pos.	Yr.	Ht.	Wt.	G/GS	PPG	RPG	Other
13	CJ Walker	G	Jr.	6-1	195	27/26	7.9	2.8	3.4 apg
1	Luther Muhammad	G	So.	6-3	185	26/24	6.9	1.9	1.5 apg
24	Andre Wesson	F	Sr.	6-6	220	25/19	9.1	4.0	2.0 apg
25	Kyle Young	F	Jr.	6-8	205	25/25	7.5	5.8	.585 FG Pct.
34	Kaleb Wesson	C	Jr.	6-9	270	27/27	14.0	9.3	1.0 bpg

SCOUTING OHIO STATE

Under the direction of third-year coach Chris Holtmann, Ohio State comes to Lincoln with an 18-9 mark, including an 8-8 mark in the Big Ten. Holtmann is looking to guide OSU to its third straight NCAA appearance after the Buckeyes won 25 and 20 games in his first two seasons. Holtmann spent the previous three seasons at Butler, guiding the Bulldogs to three straight NCAA Tournament appearances, including a Sweet 16 appearance in 2017.

This year's Buckeyes were one of the best teams in the country in the first two months of the season with wins over Villanova, Cincinnati, Penn State, Kentucky and North Carolina. OSU hit a rough patch in January where the Buckeyes lost four of six games before rebounding over the last month. OSU has won six of its last eight games, highlighted by a 79-72 win over No. 7 Maryland on Sunday.

The Buckeyes are a balanced attack, with six players averaging at least 6.9 points per game. OSU is one of the best shooting teams in the Big Ten, topping the Big Ten in 3-pointers per game (8.7) and 3-point percentage (.379), while ranking second in scoring margin (+9.3). The Buckeyes rank in the top four of the Big Ten in both scoring defense (62.6 ppg) and field goal defense (.392).

Junior center Kaleb Wesson anchors a balanced Buckeye attack with 14.0 ppg and 9.3 rpg. Duane Washington Jr. averages 10.9 points per game and is one of five active Buckeyes shooting at least 36 percent from 3-point range.

SERIES HISTORY

Ohio State leads the all-time series, 17-4, in a series that dates back to 1936. The Buckeyes are 13-2 against the Huskers since Nebraska joined the Big Ten with Nebraska's wins coming in 2014 (Lincoln) and 2017 (Columbus). Nebraska looks to snap a three-game losing streak to the Buckeyes, while Thursday's game is the 11th time in the 16 meetings that OSU has been ranked since Nebraska joined the Big Ten.

Last Meeting: The Huskers could not overcome a strong shooting performance from No. 21 Ohio State, as the Huskers fell to the Buckeyes 80-68 on Jan. 14.

Ohio State shot 54.5 percent on the night, including 10-of-22 from the 3-point line. CJ Walker, who scored 14 second-half points, paced six Buckeyes in double figures with 13 points and 14 rebounds.

Nebraska, which topped the 60-point mark for the first time in seven trips to Value City Arena, fell to 7-10 overall with the loss and dropped to 2-4 in Big Ten play. The Huskers shot 42.4 percent from the field and were 9-of-22 from the 3-point line. NU knocked down eight threes and shot 54.8 percent in the second half. It was a balanced scoring night for the Big Red, as six Huskers had at least nine points. Thorir Thorbjarnarson led Nebraska with 15 points while knocking down a career-high five 3-pointers. He also led NU with six rebounds. Jervay Green, Cam Mack and Yvan Ouedraogo each added 10 points for the Huskers, with Mack adding six assists.

LAST TIME OUT

A shorthanded Nebraska team rallied from a double-digit deficit to force a tie game early in the second half, but Illinois responded with an 11-1 run to regain control and defeat the Huskers 71-59 on Monday night at the State Farm Center.

Nebraska trailed by six points at halftime and faced the same deficit three minutes into the second half when senior

NEBRASKA-OHIO STATE AT A GLANCE

- All-time Series: Ohio State, 17-4
- In Lincoln: Ohio State leads, 6-2
At Pinnacle Bank Arena: Ohio State leads, 3-1
- In Columbus: Ohio State leads 10-1
At Value City Arena: Ohio State leads, 7-1
- El Paso, Texas: Nebraska leads 1-0
- In Big Ten Conference games: Ohio State leads, 11-2
- In Big Ten Tournament games: Ohio State leads, 2-0

Husker-Buckeye Superlatives

- Most consecutive wins (year ended): Nebraska 1 (1936, 1985, 2014, 2017); Ohio State 9 (1987-2014)
- Most points scored: Nebraska, 76, at Columbus, Ohio, Dec. 14, 1988; Ohio State, 103, at Columbus, Ohio, Dec. 14, 1988
- Highest combined score: 170, Ohio State, 103, Nebraska, 76, at Columbus, Ohio, Dec. 14, 1988
- Biggest winning margin: Nebraska, 9, at Lincoln, Neb., Dec. 12, 1936; Ohio State, 34, at Lincoln, Neb., Jan. 21, 2012

Date	Site	Rankings	Result	Neb.	OSU
12-22-36	H	-/-	W	32	23
12-11-37	A	-/-	L	31	42
12-30-85	N	-/-	W	69	66
12-5-87	H	-/-	L	63	72
12-14-88	A	-/14	L	76	103
3-20-89	A	-/-	L	74	85
Big Ten era					
1-3-12	A	-/8	L	40	71
1-21-12	H	-/6	L	45	79
1-2-13	A	-/8	L	44	70
2-2-13	H	-/11	L	56	63
3-15-13	N	-/10	L	50	71
1-4-14	A	-/3	L	53	84
1-20-14	H	-/18	W	68	62
3-14-14	N	-/23	L	67	71
2-26-15	A	-/-	L	57	81
2-20-16	H	-/-	L (OT)	62	65
1-18-17	H	-/-	L	66	67
2-18-17	A	-/-	W	58	57
1-22-18	A	-/13	L	59	64
1-26-19	H	-/-	L	60	70
1-14-20	A	-/21	L	68	80

WORTH NOTING

- Yvan Ouedraogo reached double figures for the fifth time and the second straight game with 11 points, matching his high against Texas A&M-Corpus Christi on Dec. 29. It marked the first time this season he has reached double figures in consecutive games.
- Yvan Ouedraogo posted his second career double-double with 11 points and 10 rebounds.
- Nebraska held Illinois to 39.3 percent shooting and outshot the Illini from the field. It marked the first time that has happened since Jan. 7
- Nebraska had more turnovers (13) than assists (eight) for just the second time in 16 conference games this season.

guard Haanif Cheatam made a free throw and junior guard Thorir Thornbjarnarson scored in the paint. Illinois responded with a layup, but Thornbjarnarson made a 3-pointer and junior guard Jervay Green scored in transition on an assist from Cheatham to force a 46-46 tie with 15:12 remaining.

Illinois (18-9, 10-6) outscored the Huskers by 10 points over the next four minutes to assume control. The Illini went on to lead by as many as 14, while Nebraska drew within no closer than eight.

Nebraska played without sophomore point guard Cam Mack, who remained in Lincoln because of an illness. Without him, the Huskers counted on Cheatam, who scored 14 points to pace four Nebraska players in double-figure scoring. Dachon Burke Jr. finished with 13 points, Thornbjarnarson scored 11 and freshman center Yvan Ouedraogo had 11 points to go with 10 points for his second double-double this season.

STORYLINES

- Thursday's game features four of the top five shooters in the Big Ten based on field goal percentage. Nebraska's Thorir Thornbjarnarson is fifth at 41.7 percent while OSU's Andre Wesson (44.6, second), Justin Ahrens (42.6, third) and Kaleb Wesson (41.9 fourth) all rank in the top five in the conference entering Tuesday's action.

- While the Huskers have lost 12 straight entering Thursday's game, NU Head Coach Fred Hoiberg experienced a similar double-figure losing streak during his first season at Iowa State. That year, the Cyclones were short-handed with four sit-out transfers en route to going 3-13 in the Big 12. The next season, the Cyclones put together the largest turnaround in Big 12 history and went 12-6 on their way to the first of four straight NCAA Tournament appearances under Hoiberg.

- NU's game against Ohio State, which is 19th in the NET as of Feb. 25, will mark the 10th straight opponent in the top 40 of the NET. In all, 11 of the 14 Big Ten teams are in the top 45 of the NET as of Feb. 25.

- Cam Mack is in fourth place on NU's single-season assist list with 170 and needs just nine assists to tie Charles Richardson Jr. (179, 2006-07) for third place. Mack and Michigan State's Cassius Winston are the only Big Ten players in the top five in both assists and steals as of Feb. 22.

- Dachon Burke's 21-point effort against Michigan State on Feb. 20 marked the Huskers' 10th 20-point game of the season (Burke-4; Cheatham-3; Mack-2; Green-1).

- Nebraska has 221 3-pointers this year to tie for fifth in school history.

The Huskers' first 3-pointer on Thursday will push the 2019-20 squad into sole possession of fifth on the single-season chart. The Huskers have hit 10-or-more 3-pointers six times this season

- Nebraska enters Thursday's game leading in the Big Ten in turnover margin with +2.8 per game. The Huskers lead the Big Ten in forcing turnovers (14.1 per game) and fourth in taking care of the basketball (11.3 per game). NU is 26th nationally in fewest turnovers per game as of Feb. 25.

During his tenure at Iowa State, Hoiberg's teams ranked in the top three in the Big 12 in fewest turnovers per game in four of his five seasons at the school.

- Despite being undersized and having just one player who had played in a Big Ten game entering the season, Nebraska's play in Big Ten action is starting to resemble the team's that Coach Hoiberg had at Iowa State, especially with ball movement and limiting turnovers. In Big Ten games only, NU is in the top three in four offensive categories after Monday's game, including assist-to-turnover ratio and 3-pointers per game.

Big Strides in Conference Play

Category	2019-20 (BIG)	2018-19 (BIG)	Times ISU Led Big 12 Under Hoiberg
3-Pt./GM	8.4 (3rd)	6.8 (8th)	(3) 2011-12; 2012-13; 2014-15
Asst/GM	15.1 (3rd)	11.7 (10th)	(2) 2013-14; 2014-15
Asst-to-TO Ratio	1.4-to-1 (2nd)	1.2-to-1 (5th)	(2) 2013-14; 2014-15
Turnover Margin	+2.7 (1st)	+2.0 (4th)	(0) None

as of Feb. 25

- It is not surprising that Nebraska has relied on its 3-point shooting, as Hoiberg's Iowa State teams led the Big 12 in 3-pointers in four of his five seasons at the school. The Huskers, who are fourth in the Big Ten in 3-pointers per game, are on pace to average 8.2 3-pointers per game, a total which would rank second in school history and be the most since the 2001-02 campaign.

Most 3-Pointers/Game in School History

No.	School	Games	3-Pointers/Game
1.	2001-02	28	9.54
-	2019-20	27	8.18
2.	2006-07	31	7.87
3.	2018-19	36	7.50

- Cam Mack has made an impact in his first season at Nebraska. He is 11th nationally with 6.5 assists per game, which is on pace to be the most by a Husker since the 1985-86 season, and ranks 27th nationally with his 2.50-to-1 assist-to-turnover ratio. Mack's assist-to-turnover ratio is on pace to be one of the best in school history.

Best Assist/Turnover Ratios (Since 1979)

No.	Ratio	Player	Asst.-TO	Year
1.	3.05	Brian Carr	201-66	1985-86
2.	2.73	Jamar Johnson	123-45	1993-94
3.	2.58	Brian Carr	237-92	1984-85
4.	2.54	Jack Moore	109-43	1981-82
5.	2.52	Charles Richardson Jr.	179-71	2006-07
-	2.50	Cam Mack	170-68	2019-20

min. 3.0 assists/gm

NU SINGLE-SEASON 3-POINTERS

No.	Name	3-Pointers
3.	2007	244
4.	2018	232
5.	2020	221
	2006	221

LEARFIELD IMG COLLEGE HUSKER SPORTS NETWORK

Kent Pavelka

- Is in his 33rd season of calling Husker basketball
- Called NU basketball for two stretches from 1974-1996 before returning to play-by-play duties in 2006-07
- Called his 1,000th Husker basketball game in 2018-19
- Six-time Nebraska Sportcaster of the Year who was inducted into the Nebraska Broadcasters Hall of Fame in 2019

Jake Muhleisen

- Is in his second season as full-time color analyst after filling in part time for several seasons
- Four-year starter at Nebraska from 2002-05
- Three-year team captain during his career

Ben McLaughlin

- Co-hosts Sports Nightly and works on the HSN football and baseball broadcasts

2019-20 Network Affiliates

City	Station	Location
Ainsworth	KBRB	1400 AM
Alliance	KCOW	1400 AM
Beatrice	KWBE	1450 AM
Broken Bow	KBBN	95.3 FM
Chadron	KCSR	610 AM
Columbus	KJSK	900 AM
Fairbury	KGMT	1310 AM
Falls City	KTNC	1230 AM
Fremont	KFMT	105.5 FM
Grand Island	KRGI	1430 AM
Hastings	KHAS	1230 AM
Holdrege	KUVR	1380 AM
Kearney	KGFV	1340 AM
Lexington	KRVN	880 AM
Lincoln	KLIN	1400 AM
McCook	KSWN	93.9 AM
Nebraska City	KNCY	1600 AM
Nebraska City	KBIE	103.1 FM
Norfolk	KNEN	94.7 FM
North Platte	KODY	1240 AM
North Platte	KXNP	106.1 FM
O'Neill	KRBX	102.9 FM
Omaha	KXSP	590 AM
Scottsbluff	KNEB	960 AM
Sidney	KSID	1340 AM
Superior	KRFS	1600 AM
Superior	KRFS	103.9 FM
Valentine	KVSH	940 AM

Nationwide

- Huskers.com and Huskers App
- TuneIn.com/Huskers and TuneIn App
- SiriusXM Satellite Radio

HUSKER BASKETBALL RADIO SHOW

Upcoming Shows

Date	Coach
Tues., Feb. 25	Matt Abdelmassih
Mon., March 9	Fred Hoiberg

QUICK FACTS

University of Nebraska Information

Location Lincoln, Neb.
 Founded 1869
 Enrollment 25,332
 Nickname Cornhuskers, Huskers
 Colors Scarlet & Cream
 Affiliation NCAA Division I
 Conference Big Ten Conference
 Home Arena Pinnacle Bank Arena
 Capacity/Year Opened 15,000/2013
 Chancellor Ronnie Green
 Faculty Rep. Josephine Potuto, J.D.
 Athletics Director Bill Moos
 Deputy A.D./Chief of Staff John Johnson
 Athletic Dept. Phone (402) 472-4224
 Assistant A.D./Ticketing Holly Adam
 Ticket Office Phone (402) 472-3111 or 1-800-8BIGRED
 Website Huskers.com

Basketball History

First year of basketball 1896-97
 Regular-season conference titles (last) 7 (1950)
 Postseason conference titles (last) 1 (1994)
 All-time postseason appearances 26
 All-time postseason record 24-25
 NCAA Appearances (last) 7 (2014)
 NIT Appearances (last) 19 (2019)

Basketball Staff

Head Coach Fred Hoiberg
 Alma Mater (Year) Iowa State (1995)
 Record at Nebraska 7-20 (1st season)
 Overall NCAA Coaching Record 122-76 (6th season)
 Assistant Coaches Matt Abdelmassih (1st season)
 Armon Gates (2nd season)
 Doc Sadler (1st season as asst./7th season overall)
 Special Assistant to the Head Coach Bobby Lutz (1st season)
 Strength Coach Tim Wilson
 Graduate Managers Vince Fritz and Jon Harris Jr.
 Director of Operations Luca Virgilio
 Asst. Director of Operations Sheryl Burbach
 Video Coordinator Matt Holt
 Director of Player Development Buzzy Caruthers
 Assistant Athletic Trainer R.J. Pietig
 Equipment Manager Pat Norris

2019-20 Team Information

2018-19 Record 19-17 (13-5 H, 2-10 A, 4-2 N)
 Big Ten Record (Finish) 6-14 (13th)
 Big Ten Championship 2-1, def. Rutgers, 68-61
 def. Maryland, 69-61; lost to Wisconsin, 62-66
 Postseason NIT 1-1; def. Butler, 80-76; lost at TCU, 72-88
 Starters Returning/Lost 0/5
 Lettermen Returning/Lost 1/11
 Scholarship Newcomers 11

Communications Contact

Sr. Assoc. Director/MBB Contact Shamus McKnight
 Office Phone (402) 472-777
 Cell Phone (402) 540-0268
 E-Mail smcknight@huskers.com
 Press Row Phone (402) 904-5925
 Communications Mailing Address
 One Memorial Stadium, P.O. Box 880123,
 800 Stadium Drive, Lincoln, NE 68588-0123

• Nebraska has relied on its balance with four double-figure scorers in conference play. NU has had at least three players reach double figures in 22 of 27 games this year, including a trio of games with five double-figure scorers.

• Nebraska has used seven different starting lineups this season. At Illinois, Nebraska had just eight eligible players, as Cam Mack did not play because of illness while Matej Kavaz suffered a season-ending injury against Wisconsin on Feb. 15. Kavaz suffered a left (non-shooting) hand injury and had surgery last week. Kavaz averaged 5.3 points per game and had totaled 23 3-pointers in 22 contests. Of the 13 scholarship players that began the year, NU now has only eight available, as three players (Derrick Walker, Shamiel Stevenson and Dalano Banton) are sitting out this year, while Samari Curtis transferred to Evansville at the semester.

• Freshman Charlie Easley was put on scholarship for the spring semester on Jan. 10. Easley has played in 23 games as a backup guard, including all 15 Big Ten contests, and has played double-figure minutes in 12 of the Huskers' last 14 contests. Easley is currently eighth in the Big Ten in steals (1.1 spg) in conference play despite averaging just 13.3 minutes per game.

• Cam Mack is the only Husker in the last 30 years to have multiple points-assists double-doubles in the same season as he has four this season, including three in Big Ten play. From 1989-90 to the end of the 2018-19 season, it had happened just five times. Mack's consecutive points-assists double-doubles against Indiana and Purdue were the first since Brian Carr in December of 1985 (vs. UC-Irvine and Creighton).

Husker Points/Assists Double-Doubles (Last 30 years)

No.	Pts.	Asst.	Opponent
Cam Mack	15	10	vs. Iowa, 1/7/20
Cam Mack	11	12	vs. Purdue, 12/13/19
Cam Mack	15	10	at Indiana, 12/13/19
Cam Mack	13	11	vs. Southern Utah, 11/11/19
Glynn Watson Jr.	10	10	vs. Cal State Fullerton, 12/20/18
Lance Jeter	10	10	vs. Kansas, 2/5/11
Lance Jeter	12	12	at Kansas State, 2/7/10
Sek Henry	11	11	at TCU, 11/21/09
Tom Wald	11	11	vs. Appalachian State, 12/31/94

• Nebraska returned a national-low 1.9 percent of its scoring from last season and the 50 returning points is the lowest by any power conference team since the 2008-09 season according to noted statistician Ken Pomeroy. That team was the 2008-09 Indiana Hoosiers, who went 6-26 overall (1-17 in Big Ten) and had two double-figure losing streaks. The Big Ten had seven teams reach the NCAA Tournament this season.

SETTING A FAST PACE

Not only are the Huskers adjusting to a whole new roster, but playing at a significantly faster pace than in previous years. The Huskers are 10th nationally in offensive tempo, as their average possession is 15.3 seconds per possession as of Feb. 25.

• The only power conference school that plays at a faster pace is Alabama, which is sixth nationally as of Feb. 25. Iowa, which is 48th, is the only other Big Ten team in the top-50 nationally.

• Over the last five years (2014-15 to 2018-19), only two Big Ten teams - Ohio State (16th, 2014-15) and Minnesota (20th, 2014-15) - ranked in the top 20 nationally in possession length.

• Of the top-25 teams in terms of pace nationally, Nebraska has the lowest turnover rate as of Feb. 23. Nebraska, Gonzaga, Belmont and St. John's are the only teams nationally to currently rank in the top-25 in both offensive pace and turnover percentage as of Feb. 25.

• In his five full seasons as a college coach, Hoiberg's teams have ranked in the top 20 in offensive tempo four times, including top-10 rankings in both 2014 and 2015.

• Hoiberg's first Iowa State team in 2010-11 jumped from 67th to 20th nationally in offensive pace and ranked in the top 40 nationally in adjusted tempo in four of his five seasons in Ames, including top-15 nationally in his last two campaigns.

• In the KenPom era (1997-present), only one Husker team has ranked among the top 100 nationally in adjusted tempo - the 1999-2000 Huskers under Danny Nee. The Huskers' quickest offensive tempo in the last decade was in 2017-18 when the Huskers were 140th in offensive tempo.

MACK DELIVERS AS HUSKERS' LEAD GUARD

Junior college transfer Cam Mack was the cornerstone of the Huskers' recruiting class, and has lived up to the billing in his first season at Nebraska. Mack was the No. 3 JUCO recruit in the country last year at Salt Lake CC and has been one of the Big Ten's top newcomers this season.

Mack, who was listed as the top JC point guard recruit in the country, enters the Ohio State contest averaging 12.0 points per game while leading the Huskers in assists (6.5) and assist-to-turnover ratio (2.5-to-1). He missed the Illinois game because of illness.

• He is third in the Big Ten in assists per game and second in assist-to-turnover ratio as of Feb. 24.

• Mack is third nationally with four games with at least 10 points and 10 assists. In fact, only eight players in Division I have at least four double-doubles with points and assists this season as of Feb. 24.

• His 6.5 assists per game is on pace to rank third in school history trailing only Brian Carr, who averaged 7.9 assists per game in 1984-85 and 6.7 assists per game in 1985-86.

• Mack has been even better in Big Ten play, as he leads the Big Ten in assists (7.1) and is second in assist-to-turnover ratio

PACE UNDER HOIBERG (PER KENPOM)

Year	Avg. Poss. Length	NCAA Rank
2010-11	15.9	20th
2011-12	16.9	62nd
2012-13	15.8	12th
2013-14	15.2	8th
2014-15	14.6	2nd
2019-20	15.3	10th

as of Feb. 25

ASSISTS PER GAME

No.	Name	APG
1.	Brian Carr (1985)	7.90
2.	Brian Carr (1986)	6.70
-	Cam Mack (2020)	6.54
3.	Charles Richardson Jr. (2007)	5.77

(2.9-to-1) in conference games only.

- Mack has four of his five double-doubles in Big Ten action, including the first triple-double in school history against Purdue on Dec. 15 with 11 points, 10 rebounds and 12 assists in the Huskers' 70-54 win.

- Mack ranks fourth on NU's single-season assist list with 170 and needs just nine assists to move into a tie for third place.

- In his last three games, Mack has a 22-to-3 assist-to-turnover ratio, including 14-to-0 ratio against Wisconsin and Michigan State.

- He's reached double figures 20 times, including a season-high 24-point performance against South Dakota State on Nov. 15 and a 20-point, nine-assist effort against Indiana on Jan. 18.

- He shined against Michigan on Jan. 28 with 19 points, including a season-high five 3-pointers, nine assists and seven rebounds.

- Mack nearly led the Huskers to a comeback win at No. 24 Rutgers on Jan. 25, scoring 16 of his 19 points in the second half as Nebraska rallied back from 14 points down to take the lead before falling 75-72.

- Last season at Salt Lake CC, Mack averaged 19.1 points, 7.6 assists and 5.9 rebounds per game, ranking fifth nationally in assists per game. He totaled nine double-doubles and three triple-doubles as a freshman and dished out 10-or-more assists nine times.

CHEATHAM MAKES IMPACT ON BOTH ENDS

Fifth-year senior Haanif Cheatham has been one of the leaders for a young Husker team. The guard from Fort Lauderdale, Fla., has made 106 career appearances, including 100 starts during a career which has seen him play at Marquette and Florida Gulf Coast before coming to Nebraska. He was the first player to commit to Nebraska following the hiring of Fred Hoiberg, and has been a steady performer in 2019-20.

- Cheatham has been one of NU's most consistent offensive threats, as he leads NU in scoring (12.5 ppg) and field goal percentage (.484) and ranks third in assists (1.4 apg). He has been in double figures a team-high 20 times, including a trio of 20-point contests.

- He is playing some of his best basketball in recent weeks, averaging 13.9 points per game on 50 percent shooting, including 37 percent from 3-point range, over the Huskers' last seven games dating back to Jan. 28. He has been in double figures six times in that stretch, and the only game he wasn't was the Iowa game where he played 15 minutes before suffering a calf injury.

- Cheatham had 14 points and seven rebounds against Illinois and also had 14 points and a career-high five steals on Feb. 20 against Michigan State. His five steals matched the season high by any Husker in 2019-20.

- Cheatham had one of his best performances of the season at No. 9 Maryland on Feb. 11. In that game, he finished with 20 points on 7-of-11 shooting and six boards. Cheatham, who was questionable for the game with a calf injury, had 18 points in the second half, as Nebraska rallied back from a 14-point deficit.

- He went over 1,000 career points with a 17-point performance against Texas A&M-Corpus Christi on Dec. 29.
- Cheatham posted his first career double-double with 14 points and a career-high 11 rebounds at Georgia Tech on Dec. 4.
- He was in double figures all three games of the Cayman Islands Classic, averaging 19.0 ppg including a career-best 26-point effort against South Florida to garner all-tournament honors.

A former top-100 recruit out of high school, he was named Marquette's top defensive performer in each of his two full seasons at Marquette.

THOR EMERGES AS SCORING THREAT

Junior Thorir Thorbjarnarson emerged as a vital part of the Huskers' offensive attack and one of the most improved players in the Big Ten. The 6-foot-6 guard is fourth on the team in scoring at 8.9 ppg, while shooting 47 percent from the field and 42 percent from 3-point range.

- Thorbjarnarson is fifth in the Big Ten in 3-point percentage (.417) after shooting just 21.4 percent (6-of-28) from 3-point range in his first two seasons.

- In conference play, he is averaging 11.2 ppg while leading NU in field goal percentage (.471) and 3-point percentage (.402). He is also second both rebounding (5.5 rpg), assists (1.7 apg) and steals (1.1).

- He is second in the Big Ten in 3-pointers per game (2.1) and 11th in 3-point percentage (.402) in Big Ten games only.

- His 9.7 ppg increase in conference play from last season ties for the fourth-largest jump in the Big Ten this season.

- He has reached double figures 12 times in NU's last 20 games after not reaching double figures in his first 41 contests at Nebraska. Since Dec. 4, he has tied or set a career high in points five times, including 17 points at No. 24 Rutgers on Jan. 25.

- Thorbjarnarson had 11 points, including a trio of 3-pointers, and seven rebounds in Monday's loss at Illinois.

- He nearly had a double-double in the win over Iowa on Jan. 7, finishing with 17 points, including three 3-pointers, and a season-high nine rebounds. He tied his season high originally set at Indiana on Dec. 13.

- Thorbjarnarson nearly helped NU knock off No. 9 Maryland with 15 points seven rebounds and a pair of assists in a 72-70 loss on Feb. 11.

PTS/AST DOUBLE-DOUBLES

No.	Name	School	10+
1.	Jason Preston	Ohio	6
2.	Kameron Langley	N. Carolina A&T	6
3.	Cam Mack	Nebraska	4

as of Feb. 24

NU SINGLE-SEASON ASSIST CHART

No.	Name	Asst.
1.	Brian Carr (1985)	237
2.	Brian Carr (1986)	201
3.	Charles Richardson Jr. (2007)	179
4.	Cam Mack (2020)	170
5.	Brian Carr (1987)	166

CHEATHAM AMONG TEAM LEADERS

Category	No.	Team Rank
Scoring	12.5	1st
FG Pct.	.484	1st
Assists/GM	1.4	3rd
Rebounds/GM	3.8	5th
Double-Figure Games	20	2st

EMERGENCE OF THOR

Category	First 7 Games	Last 20 Games
PPG	4.0	10.6
RPG	3.3	5.2
FG Pct.	.455	.475
3-Pt. Pct.	.417	.417

BIG TEN JUMP: 18-19 TO 19-20

No.	Player, School	Conf. Increase
1.	Luka Garza, Iowa	13.8
2.	Daniel Oturu, Minn.	9.8
	Myreon Jones, PSU	9.8
4.	Thorir Thorbjarnarson, Neb.	9.7
	Eli Brooks, Mich.	9.7

as of Feb. 25

TOP-10 PINNACLE BANK ARENA CROWDS

No.	Attend.	Opponent	Date
1.	15,998	Wisconsin	March 9, 2014
2.	15,991	Penn State	Feb. 25, 2018
3.	15,987	Tennessee-Martin	Nov. 28, 2014
4.	15,978	Northwestern	March 1, 2014
5.	15,952	Iowa	Jan. 27, 2018
6.	15,950	Creighton	Dec. 8, 2018
7.	15,949	Arkansas State	Dec. 14, 2013
8.	15,946	South Dakota State	Nov. 15, 2019
9.	15,945	Minnesota	Jan. 26, 2014
10.	15,933	Iowa	Feb. 22, 2015

RECORD AT PINNACLE BANK ARENA

Season	Wins	Losses	Pct.
2013-14	15	1	.938
2014-15	10	6	.625
2015-16	10	8	.556
2016-17	8	8	.500
2017-18	16	1	.941
2018-19	13	5	.722
2019-20	5	9	.357
Totals	77	38	.670

ROBY EARNS SECOND-ROUND SELECTION

Isaiah Roby ended Nebraska's NBA Draft drought, as he was selected in the second round by the Detroit Pistons (No. 45 overall) before his rights were traded to Dallas. It was the highest a Husker basketball player had been picked since Tyrone Lue went with the No. 23 pick in the 1998 NBA Draft.

HUSKERS IN THE PROS

NBA or NBA G League

Player (Years at NU)	Current Team	League
Isaiah Roby (2017-19)	Oklahoma City Thunder	NBA/G League
Andrew White III (2015-16)	Westchester Knicks	G League
Evan Taylor (2017-18)	Agua Caliente Clippers	G League
James Palmer Jr. (2018-19)	Agua Caliente Clippers	G League
Isaac Copeland Jr. (2018-19)	Texas Legends	G League

Overseas

Player (Years at NU)	Current Team	Country
Jason Dourisseau (2003-06)	Donar Groningen	Holland
Kris Douse (2007)	BC Mess	Luxembourg
Sek Henry (2007-10)	New Zealand Breakers	Australia
Ryan Anderson (2007-10)	Niagara River Lions	Canada
Christian Stanhardinger (2010-11)	San Migueul	Phillippines
Toney McCray (2009-12)	Club Doha	Qatar
Caleb Walker (2011-12)	Fos Provence	France
Jorge Brian Diaz (2010-12)	Quebradillas	Puerto Rico
Bo Spencer (2012)	Abejas	Mexico
Ray Gallegos (2010-14)	Laguneros	Mexico
Terran Petteway (2014-15)	Pistoria	Italy
Tarin Smith (2015)	Orzi Basket	Italy
Shavon Shields (2013-16)	Baskonia	Spain
Tai Webster (2014-17)	Galatasaray	Turkey
Jack McVeigh (2016-18)	Adelaide	Australia
Duby Okeke (2018)	Hestia Menorca	Spain
Anton Gill (2017-18)	Raales	Dominican Republic
Glynn Watson Jr. (2016-19)	Lavrio	Greece

Big Ten Team Rankings (Feb. 25)

Category	Overall (Rk.)	B1G (Rk.)
Scoring Offense	70.7 (9)	68.7 (6)
Scoring Defense	76.5 (14)	77.7 (14)
Scoring Margin	-5.8 (14)	-9.0 (13)
Free Throw Pct.	.605 (14)	.633 (14)
Field Goal Pct.	.413 (14)	.403 (12)
Field Goal Pct. Def.	.443 (14)	.458 (14)
3-Point Pct.	.324 (9)	.319 (10)
3-Point Pct. Def	.329 (11)	.339 (12)
Rebounding Margin	-10.1 (14)	-10.6 (14)
Blocked Shots	2.4 (14)	1.8 (14)
Assists	14.3 (6)	15.1 (3)
Steals	6.7 (2)	6.6 (2)
Turnover Margin	+2.8 (1)	+2.7 (1)
Assist/Turnover Ratio	1.3 (6)	1.4 (2)
3-Pointers/Gm	8.2 (4)	8.4 (3)

Big Ten Individual Leaders (Feb. 25)

Category	Name	Overall (Rk.)	B1G (Rk.)
Scoring	Cheatham	12.5 (17)	12.4 (17)
	Burke	11.8 (22)	12.3 (19)
	Mack	12.0 (20)	11.5 (22)
	Thorbjarnarson	-	11.2 (23)
Rebounding	Ouedraogo	6.1 (13)	6.1 (16)
	Thorbjarnarson	-	5.5 (18)
Assists	Mack	6.5 (3)	7.1 (1)
FG Pct.	Thorbjarnarson	-	.471 (13)
3-Pt. Pct.	Cheatham	.484 (15)	-
	Thorbjarnarson	.412 (6)	.402 (11)
3-Pt/Gm	Thorbjarnarson	1.6 (16)	2.1 (2)
	Mack	-	1.8 (7)
	Mack	1.3 (2)	1.1 (8)
Steals	Burke	1.3 (2)	1.1 (8)
	Thorbjarnarson	1.0 (17)	1.1 (8)
	Easley	-	1.1 (8)
	Mack	2.5 (2)	2.9 (2)
Asst./To Ratio	Mack	2.5 (2)	2.9 (2)
Minutes	Mack	34.5 (2)	35.1 (4)

HUSKERS TO PARTICIPATE IN 2020 MYRTLE BEACH INVITATIONAL

A potential old conference matchup could be on the horizon, as ESPN announced the field for the 2020 Myrtle Beach Invitational on Nov. 21.

The third-annual event is held in the HTC Center on the campus of Coastal Carolina and takes place Nov. 19, 20 and 22, 2020. The eight-team field for the event includes Charlotte (Conference USA), Dayton (Atlantic 10), Loyola (Missouri Valley), Missouri (Southeastern), Penn (Ivy), Pittsburgh (Atlantic Coast) and Utah State (Mountain West).

In all, four of the eight teams reached postseason play last season, including Utah State, Dayton and Loyola (Chicago) along with the Huskers.

The Huskers and Missouri have a long history that dates back to 1908. The teams have squared off 219 times over the years, but have not met since the Huskers joined the Big Ten in 2011. NU topped Dayton in the 2016 Wooden Legacy, while a potential matchup with Penn could be the first since the Quakers upset the Huskers in the 1994 NCAA Tournament.

NU has played Pitt just four times, but not since 2000, while the Huskers and Utah State have not played since 1978. Charlotte is the only team in the field the Huskers have not played.

BURKE SHOWS SCORING TOUCH

The other returnee from the 2018-19 season, Dachon Burke Jr. waited in the wings after transferring from Robert Morris. A 6-foot-4 guard, Burke has shown the skills to flourish in Fred Hoiberg's attack, averaging 11.8 points, 3.6 rebounds per game and 1.3 steals per game.

- He is second in the Big Ten in steals and paces the Huskers in blocked shots (16).
 - Since missing the Maryland game with an illness, he is averaging 14.7 points per game on 45 percent shooting, including 43 percent from 3-point range.
 - He posted his fourth 20-point game of the season against Michigan State on Feb. 20, finishing with 21 points on 7-of-15 shooting and tied his season high with four 3-pointers.
 - His other 20-point efforts this season include a season-high 25-point effort against Indiana on Dec. 13, a 21-point performance against South Florida on Nov. 27 and a 20-point, eight-rebound outing at Wisconsin on Jan. 21.
 - He has nine games with at least two steals, including a five-steal effort against George Mason on Nov. 25.
- Two years ago, Burke was one of the best players in the Northeast Conference, averaging 17.6 points per game while adding 5.8 rebounds and a conference-best 2.1 steals per contest to earn second-team all-conference recognition.

OUEDRAOGO IS YOUNGESTER WITH BIG ROLE

Freshman Yvan Ouedraogo became the first true freshman to start a season opener at Nebraska since 2013 and has been a mainstay of the Husker lineup for most of the season.

- He is one of the youngest players in the country, as he won't turn 18 until after the 2020 Big Ten Tournament.
- Ouedraogo has made 25 starts and played in all 27 games, averaging 5.8 points and a team-high 6.1 rebounds per game in just under 21 minutes per game. He is third among Big Ten true freshmen in rebounding as of Feb. 23.
- He is playing some of his best basketball over the last two weeks, averaging 9.0 points on 62 percent shooting and 7.7 rebounds per game over Nebraska's last four games.

• He is on track to be the third freshman to lead NU in rebounding in a season, joining Aleks Maric (2005-06) and John Turek (2001-02).

• Ouedraogo is now second all-time among Husker freshmen in rebounding and needs four rebounds to pass Aleks Maric for first place on NU's freshman list. Maric eventually became a two-time all-conference performer under Doc Sadler and played for Australia in the 2012 Olympics.

- Ouedraogo became just the fourth Husker freshman to record multiple double-doubles, as he had 11 points and 10 rebounds at Illinois on Feb. 24, and 11 points and 14 rebounds against Texas A&M-Corpus Christi on Dec. 29. He is one of only 10 Husker freshmen to have a double-double.
- He has reached double figures in scoring five times including each of the last two games.
- Ouedraogo also has five double-figure rebounding efforts, including 10 against Wisconsin on Feb. 15 and 10 at Illinois on Feb. 20.
- His 10 rebounds against Indiana on Dec. 13 marked the second-highest rebounding total for a Husker freshman in his first conference game, trailing only Dave Hoppen in 1983.
- Ouedraogo played for the French U-18 squad at the 2019 European Championships in July, as France went 6-1 and finished fifth in the competition.

• Ouedraogo played for the French U-18 squad at the 2019 European Championships in July, as France went 6-1 and finished fifth in the competition.

CROSS LIFTS BENCH PRODUCTION

Freshman Kevin Cross has been a key contributor for the Huskers. The 6-foot-8 freshman from Little Rock, Ark., has been Nebraska's sixth man for most of 2019-20, averaging 7.0 points and 3.9 rebounds per game.

- Cross is fourth on the team in both 3-pointers (26) and assists (34) while playing just 18.3 minutes per game. Because of the Huskers' lack of interior size, Cross has played center as a true freshman after being a forward during his high school career.
- He ranks seventh among Big Ten true freshmen in scoring and fifth in rebounding as of Feb. 25.
- Cross has reached double figures seven times, which is the most by a Husker freshman since Glynn Watson (15) in 2015-16.
- He matched his conference high in points (17) and 3-pointers (three) while dishing out a pair of assists against Michigan on Jan. 28.
- Cross enjoyed one of his best efforts of the season at Wisconsin on Jan. 21, finishing with 17 points on 6-of-11 shooting in 20 minutes. He also had a season-best three steals against the Badgers.
- He played a complete game in the win over Washington State on Nov. 25, scoring 14 points, grabbing a season-high eight rebounds and blocking two shots in 27 minutes.
- Against Southern Utah on Nov. 9, Cross had a season-high 19 points, which is the most by a Husker freshman since the 2016-17 season. It was also the most by a Husker freshman since Shavon Shields also had 19 against Michigan State in 2013.

HUSKERS LOOK FOR FIRST RANKED WIN

Nebraska enters the Ohio State game with an 0-5 mark against ranked opponents this year - all coming in Big Ten action. The Huskers are 5-7 all-time playing against the No. 23 team in the AP poll, most recently a 72-52 win over No. 23 Michigan during the 2017-18 campaign. Nebraska's five wins vs. teams ranked No. 23 matches its highest total vs. any ranking (also 16th and 20th).

NU FRESHMAN REBOUNDING TOP-5

No.	Name	Rebounds
1.	Aleks Maric (2005)	169
2.	Yvan Ouedraogo (2020)	166
3.	John Turek (2002)	162
4.	Venson Hamilton (1996)	161
	Dave Hoppen (1983)	161

COMPARING FRESHMAN YEARS

Player	GP	PPG	RPG
Hamilton	32	6.1	5.0
Maric	27	8.0	6.3
Turek	26	5.4	6.2
Hoppen	32	13.9	5.0
Ouedraogo	27	5.8	6.1

FROM COLLEGE TO THE NBA AND BACK AGAIN

Nebraska's Fred Hoiberg is in an exclusive club, as he is one of just 10 current Division I coaches to coach in Division I and in the NBA. He spent three-plus seasons with the Chicago Bulls, guiding the Bulls to the NBA Playoffs in 2016. Hoiberg's 270 regular-season NBA games are the most of the 10 former NBA coaches in the collegiate ranks. Hoiberg also brings five years of NBA front office experience, as he worked with the Minnesota Timberwolves from 2005 to 2010.

Coch, School	NBA Head Coach, Years
Fred Hoiberg, Nebraska	Chicago, 2015-18
Larry Krystkowiak, Utah	Milwaukee, 2007-08
Terry Porter, Portland	Milwaukee, 2003-05; Phoenix 2008-09
Lon Kruger, Oklahoma	Atlanta, 2000-03
Eric Musselman, Arkansas	Golden State, 2002-04; Sacramento, 2006-07
Mike Dunlap, Loyola Marymount	Charlotte, 2012-13
Darrell Walker, Ark. Little Rock	Toronto, 1996-98; Washington, 1999-2000
John Calipari, Kentucky	New Jersey, 1996-99
Leonard Hamilton, Florida State	Washington, 2000-01
Lindsey Hunter, Miss. Valley State	Phoenix, 2013

HUSKER FAMILY TIES RUN DEEP FOR HOIBERG

While Fred Hoiberg grew up in Ames and played his high school (Ames High School) and college basketball (Iowa State) there, he was born in Lincoln and has numerous ties to the city and to the University of Nebraska.

- Fred's father (Eric) and mother (Karen) both earned their undergraduate degrees from Nebraska in 1966. In fact, Eric earned his undergraduate degree, Master's degree, and Ph.D. in sociology from the university.
- His maternal grandfather was former Husker basketball coach Jerry Bush. Known as the "Big Bear of the Coliseum," Bush guided NU from 1955 to 1963, and directed two of the greatest upsets ever – a 43-41 victory over top-ranked Kansas and Wilt Chamberlain, and a 55-48 victory over No. 4 Kansas State and Olympian Bob Boozer during the 1957-58 campaign.
- His paternal grandfather (Otto) received his Master's Degree and Ph.D from Nebraska. He joined the faculty of the University of Nebraska in 1948, where he taught sociology and served as director of the community development program in the University of Nebraska Extension Division.

YOU CAN GO HOME AGAIN: PART 2

Assistant Coach Doc Sadler brings a unique perspective to the Husker basketball staff, as he returns to Lincoln after serving as the head coach at Southern Miss for the last five seasons. Sadler helped Southern Miss improve its win total in each of the last four seasons, including a 20-13 mark and Conference USA semifinal appearance in 2018-19. Sadler returns to a program that he served as head coach for six seasons, guiding the Huskers to 101 wins and three postseason appearances in his six-year tenure.

It is rare for a coach to return to a program as an assistant coach, as the only other known example is Marty Wilson, who was the interim head coach at Pepperdine in 1996 before returning to the school as an assistant coach in 2008.

PINNACLE BANK ARENA SOLD OUT FOR 2019-20 SEASON

Since moving into Pinnacle Bank Arena in 2013-14, the Huskers have ranked in the top 15 in attendance nationally in each of the past six seasons. The streak will continue into 2019-20, as all available season tickets were sold out in August.

- Last season, Nebraska averaged 15,341 fans per home game to rank 10th nationally in attendance, matching the highest rank in school history.
- Nebraska is one of nine schools in the country to average 15,000+ fans per contest in each of the last six seasons, joining Kentucky, Syracuse, Louisville, North Carolina, Wisconsin, Indiana, Kansas and Creighton.
- The Big Ten Conference has led NCAA Basketball in attendance for 43 straight years, dating back to the 1976-77 season. Last season, Big Ten schools drew more than a combined three million fans for the fifth straight year.

Filling Up Pinnacle Bank Arena

Season	Average	NCAA Rank
2013-14 (1st year of PBA)	15,419	13th
2014-15	15,569	10th
2015-16	15,430	11th
2016-17	15,427	11th
2017-18	15,494	11th
2018-19	15,341	10th
2019-20	15,587	11th

HUSKERS POST PERFECT ITALIAN TRIP

The Huskers got a head start on the 2019-20 season by traveling to Italy for 10 days last August. NU visited Rome, Florence and Como during the trip while also going 4-0 against teams from Italy and Lithuania.

2019 Italian Summer Tour Results

Date	Opponent	Result
Aug. 5	Stella Azzurra Academy	W, 87-56
Aug. 7	Silute BC (Lithuania)	W, 83-58
Aug. 8	Silute BC (Lithuania)	W, 73-70
Aug. 12	Italian Select	W, 84-62

STEVENSON DENIED NCAA WAIVER

Nebraska Athletics announced Nov. 26 that men's basketball player Shamiel Stevenson was denied a waiver and will not be eligible to compete until the start of the 2020-21 season.

Stevenson, a junior guard/forward from Toronto, Canada, will have two full years of eligibility remaining. He joins fellow transfers Dalano Banton and Derrick Walker as being eligible for the start of the 2020-21 season.

Stevenson transferred to Nebraska in May of 2019 from Nevada after Head Coach Eric Musselman took the Arkansas head coaching position. Stevenson began his career at Pittsburgh, where he played as a freshman, as well as four games as a sophomore before transferring at the end of the 2018 fall semester. Stevenson averaged 8.0 points and 4.1 rebounds per game in 36 games at Pittsburgh, and did not play at Nevada.

TRANSFERS BRING MUCH-NEEDED EXPERIENCE

While Nebraska has only one player who has previously played at Nebraska (Thorir Thorbjarnarson), a good portion of the roster has Division I experience. The Huskers feature six transfers who have combined for more than 3,000 points at the Division I level. Dachon Burke Jr. is the only returnee in the group after he began his collegiate career at Robert Morris before sitting out the 2018-19 season at Nebraska.

Experienced Additions (Entering 2019-20)

Player	Last School	Pts	Reb	Asst.
Dalano Banton ^	Western Kentucky	105	92	65
Dachon Burke Jr.	Robert Morris	813	312	104
Haanif Cheatham	FGCU	842	296	170
Matej Kavas	Seattle	980	358	72
Shamiel Stevenson ^	Nevada	288	148	36
Derrick Walker^	Tennessee	92	107	16
Totals		3,120	1,313	463

^ - Will not be eligible until 2020-21

FAMILIAR FACES FOR HOIBERG ON HUSKER STAFF

One strength of the Husker coaching staff is a familiarity with each other, as three staff members had worked with Hoiberg as assistant coaches during his previous stint at Iowa State from 2010 to 2015. Matt Abdelmassih also worked under Hoiberg in the front office with the Minnesota Timberwolves, while Bobby Lutz was an assistant coach with the Windy City Bulls in the G League while Hoiberg coached the Chicago Bulls.

Previous Experience with Fred Hoiberg

Staff Member	Coaching Experience with Hoiberg
Matt Abdelmassih, Assistant Coach	Iowa State (2010-15)
Doc Sadler, Assistant Coach	Iowa State (2013-14)
Bobby Lutz, Special Asst.	Iowa State (2010-11)

NEBRASKA HEAD COACH FRED HOIBERG

AT NEBRASKA (2019-PRESENT)

• Hired as Nebraska's 28th men's basketball coach on March 30, 2019, a position his grandfather (Jerry Bush) held for nine seasons from 1954 to 1963.

CHICAGO BULLS (2015-18)

- Coached the Chicago Bulls for three-plus seasons, posting a 115-155 record.
- Became just the fifth coach in franchise history to post a winning record in his debut season.
- Took the Bulls to the 2017 NBA Playoffs where they won the first two games against the top-seeded Boston Celtics, as the Bulls were the first No. 8 seed to take a 2-0 lead against a No. 1 seed since 1993.
- Was the fifth coach in NBA history to have each of his first two career playoff victories come on the road.

IOWA STATE (2010-15)

- Served as head coach at his alma mater for five seasons, posting a 115-56 record, which is the top winning percentage in school history (.673).
- Led the Cyclones to four straight NCAA Tournament appearances - a program record - while his 115 wins were the most in a five-year stretch in school history.
- Guided Iowa State to back-to-back Big 12 Tournament titles in 2014 and 2015.
- Produced four All-Americans, 12 All-Big 12 honorees and 10 players who played in the NBA.
- Named Big 12 Coach of the Year in 2012, as the Cyclones went from three conference wins to 12 in one season.
- Won 28 games and reached the NCAA Sweet 16 in 2014.
- Led the Big 12 in scoring offense in two of his last four seasons and topped the conference in 3-pointers four times in five years.

MINNESOTA TIMBERWOLVES (2005-10)

- Served as Vice President of Basketball Operations in 2009-10, overseeing the day-to-day operations of basketball programs including college and pro scouting, salary cap management and NBA Draft preparations.
- Was the Assistant General Manager for three seasons, helping the Timberwolves orchestrate a draft-day trade for five-time all-star Kevin Love in 2008.

AS AN NBA PLAYER (1995-2005)

- Spent 10 years in the NBA with the Indiana Pacers (four seasons), Chicago Bulls (four seasons) and Minnesota Timberwolves (two seasons) after being selected in the second round of the 1995 NBA Draft.
- Was a member of three NBA Playoff Teams, including a Timberwolves team that reached the 2004 Western Conference Finals.
- Shot 40 percent from 3-point range during his career and led the NBA in 3-point shooting in his final season (48.3, 2004-05).
- Ended his NBA career abruptly at the age of 33 after undergoing open-heart surgery to repair an aneurysm in his aortic root.

IOWA STATE PLAYING CAREER (1991-95)

- Started all four seasons at Iowa State, averaging 15.8 points, 6.9 rebounds, 2.8 assists and 1.6 steals per game in his collegiate career.
- His No. 32 was retired by Iowa State in 1997 and Hoiberg is a member of the ISU Hall of Fame.
- Garnered third-team All-America honors as a senior in 1994-95, averaging 19.9 points per game to help the Cyclones win a then-school-record 23 games and was named Big Eight Co-Male Athlete of the Year in 1995.
- Two-time Academic All-American who was inducted into the CoSIDA Academic Hall of Fame in 2016.



FRED HOIBERG'S COLLEGIATE COACHING RECORD

Year	School	Overall Record	Pct.	Conf. Record	Pct	Conf. Finish	Postseason
2010-11	Iowa State	16-16	.500	3-13	.188	12th	None
2011-12	Iowa State	23-11	.676	12-6	.677	T-3rd	NCAA Third Round
2012-13	Iowa State	23-12	.657	11-7	.611	T-4th	NCAA Third Round
2013-14	Iowa State	28-8	.778	11-7	.611	T-3rd	NCAA Sweet 16
2014-15	Iowa State	25-9	.735	12-6	.677	T-2nd	NCAA Second Round
2019-20	Nebraska	7-20	.259	2-14	.125		
Totals		122-76	.616	51-53	.490	-	

2019-20 TELEVISION/RADIO ROSTER




0 | AKOL AROP
Fr. | F | 6-6 | 190




1 | KEVIN CROSS
Fr. | F | 6-8 | 240



3 | CAM MACK
So. | G | 6-2 | 175



4 | SHAMIEL STEVENSON
Jr. | G/F | 6-6 | 245



11 | DACHON BURKE JR.
Jr. | G | 6-4 | 180



13 | DERRICK WALKER
Jr. | F | 6-8 | 235



21 | JACE PIATKOWSKI
Jr. | G | 6-3 | 175



22 | HAANIF CHEATHAM
Sr. | G | 6-5 | 195



23 | JERVAY GREEN
Jr. | G | 6-3 | 210



24 | YVAN OUEDRAOGO
Fr. | F | 6-9 | 260



25 | MATEJ KAVAS
Sr. | G | 6-8 | 200



30 | CHARLIE EASLEY
Fr. | G | 6-2 | 190



34 | THORIR THORBJARNARSON
Jr. | G | 6-6 | 206



44 | BRET PORTER
Fr. | F | 6-6 | 215



45 | DALANO BANTON
So. | G | 6-8 | 195



FRED HOIBERG
Head Coach



MATT ABDELMASSIH
Assistant Coach



ARMON GATES
Assistant Coach



DOC SADLER
Assistant Coach



BOBBY LUTZ
Special Assistant to the Head Coach



LUCA VIRGILIO
Director of Basketball Operations



TIM WILSON
Strength Coach



MATT HOLT
Video Coordinator



BUZZY CARUTHERS
Director of Player Development



R.J. PIETIG
Athletic Trainer



PAT NORRIS
Equipment Manager



SHERYL BURBACH
Assistant Director of Basketball Operations



JOHN HARRIS JR.
Graduate Manager



VINCE FRITZ
Graduate Manager

Nebraska Team

Ranked in the top 5 (AP Poll) Never Happened
 Ranked in the top 10 (AP Poll) March 1, 1966
 Ranked in the top 20 (AP Poll) Jan. 2, 1995
 Ranked in the top 25 (AP Poll) Dec. 31, 2018 (No. 24)
 Ranked in the top 25 (USA Today Coaches Poll) Dec. 31, 2018 (No. 23)

Played AP Poll No. 1 ranked team lost at No. 1 Indiana (47-76), 2/13/2013
 Defeated AP Poll No. 1 ranked team at No. 1 Missouri (67-51), 2/6/1982
 Played AP Poll No. 2 ranked team lost at No. 2 Michigan (47-62), 1/9/13
 Defeated AP Poll No. 2 ranked team vs. No. 2 Oklahoma State (85-69), 2/5/1992
 Played Team Ranked 1-5 by AP lost at No. 3 Michigan State (57-86), 12/3/2017
 Defeated Team Ranked 1-5 by AP vs. No. 3 Texas (70-67), 2/19/2011
 Played Team Ranked 6-10 by AP lost to No. 9 Maryland (70-72), 2/11/2020
 Defeated Team Ranked 6-10 by AP vs. No. 9 Wisconsin (77-68), 3/9/2014
 Defeated Team Ranked 11-25 by AP vs. No. 21 Maryland (68-61), 3/14/2019
 Defeated Team Ranked 1-10 by AP on Road at No. 9 Michigan State (60-51), 2/16/2014
 Defeated Ranked Team by AP on Road vs. No. 25 Indiana (66-51), 1/14/2019

Scored 100 or more points 106; vs. Mississippi Valley State, 11/6/2018
 Scored 90 or more points 90; at Indiana, 12/13/2019
 Scored 80 or more points 90; at Indiana, 12/13/2019
 Scored less than 50 points 47; vs. UC Riverside, 11/5/2019
 Scored less than 40 points 38; at Oregon, 12/15/2012
 Shot 75% from the field750, vs. Nebraska-Omaha (42-56), 1/25/1988 \$
 Shot 70% from the field723; vs. UNC Wilmington (34-47), 12/5/1997
 Shot 60% from the field628; vs. Northwestern (27-43), 2/3/2015

Made 50 or more free throws Never Happened
 Made 40 or more free throws 43, vs. Texas (43-59), 1/3/1996 - \$
 Made 30 or more free throws 37; vs. UTSA (37-50), 12/20/2017
 Made 25 or more free throws 25; vs. Illinois (25-30), 12/2/2018
 Attempted 60 or more free throws 60, vs. Kansas State (36-60), 1/11/1954 - \$
 Attempted 50 or more free throws 50, vs. UTSA (37-50), 12/20/2017
 Attempted 40 or more free throws 50, vs. UTSA (37-50), 12/20/2017
 Attempted 30 or more free throws 37; Southern (19-37), 11/22/2019
 Shot 100% from the foul line (min 10 att.) 1.000; at Penn State (16-16), 1/19/2013
 Shot 95% from the foul line (min 10 att.) 1.000; at Penn State, (16-16), 1/19/2013
 Shot 90% from the foul line (min 10 att.)913; vs. Oklahoma State (21-23), 12/16/2018

Made 20 or more 3-pointers Never Happened
 Made 15 or more 3-pointers 15; vs. Mississippi Valley State (15-37), 11/6/2018
 Made 10 or more 3-pointers 11; at Rutgers (11-27), 1/24/2020
 Made 0 3-pointers 0; vs. Jacksonville State (0-5), 12/18/2012
 Held Opponent to 0 3-pointers 0; Southeastern Louisiana, 11/22/2015
 Attempted 40 or more 3-pointers Never Happened
 Attempted 30 or more 3-pointers 32; Michigan State (8-32), 2/20/2020
 Attempted 20 or more 3-pointers 32; Michigan State (8-32), 2/20/2020
 Shot 75% from 3-point range (min. 10 att.)750, vs. UT-Pan American (9-12), 12/2/2009 - \$
 Shot 60% from 3-point range (min. 10 att.)647; vs. USC (11-17), 12/3/2012
 Shot 50% from 3-point range (min. 10 att.)500; vs. Washington State (9-18), 11/25/2019
 Shot 50% from 3-point range (min. 20 att.)571; vs. Southern (12-21), 11/22/2019

Had 60 or more rebounds 60; vs. Oral Roberts, 12/22/1999
 Had 50 or more rebounds 50; at Illinois, 2/2/2019

Had 30 or more assists 35, vs. Northeastern Illinois, 12/21/1994
 Had 25 or more assists 28; vs. North Carolina A&T, 12/19/2005
 Had 20 or more assists 22; vs. Purdue, 12/22/2019
 Had 15 or more assists 15; vs. Wisconsin, 2/15/2020

Had 20 or more steals 23, vs. Texas Tech, 3/4/1999 - \$
 Had 15 or more steals 15, Texas A&M-CC, 12/29/2019
 Had 10 or more steals 11, Michigan State, 2/20/2020

Had 15 or more blocked shots 15, vs. Coppin State, Dec. 6, 1996 - \$
 Had 10 or more blocked shots 14; at Northwestern, 1/2/2018

Had 30 or more turnovers 31, at Creighton, 12/11/2005
 Had 20 or more turnovers 22; vs. Wisconsin, 2/9/2017
 Had less than 5 turnovers 5; vs. Purdue, 2/23/2019

Nebraska Player..

Had 20 or more points: 21; Dachon Burke Jr. vs. Michigan State, 2/20/2020
Had 25 or more points: 25; Dachon Burke Jr. at Indiana, 12/13/2019
Had 30 or more points: 34; James Palmer Jr. vs. Rutgers, 3/13/2019
Had 40 or more points: 41; Aleks Maric vs. Kansas State, 2/13/2007

Had No Player in Double Figures: vs. Ohio State, 1/21/2012
Had Five Players with 10 or more points vs. Iowa, 1/7/2020
 Thorir Thorbjarnarson (17); Cam Mack (15); Haanif Cheatham (14); Dachon Burke Jr. (13); Kevin Cross (11)
Had Six Players with 10 or more points vs. Southeastern Louisiana, 11/11/2018
 James Palmer Jr (17); Glynn Watson Jr. (16); Isaac Copeland (11);
 Isaiah Roby (10); Thomas Allen (10); Brady Heiman (10)
Two Huskers with 20 or more points, same game: at Indiana, 12/13/2019
 Haanif Cheatham (21) and Dachon Burke (25)
Three Huskers with 20 or more points, same game: Iowa, 3/10/2019
 James Palmer Jr. (30), Glynn Watson Jr. (23), Isaiah Roby (23)
Two Huskers with 30 or more points, same game: vs. Oregon, 11/25/1995
 Tyronn Lue (30) & Jaron Boone (30) - only time in school history

Had 10 or more rebounds: 10; Yvan Ouedraogo at Illinois, 2/24/2020
Had 15 or more rebounds: 16; Isaiah Roby vs. Northwestern, 2/16/2019
Had 20 or more rebounds: 21, Kimani Ffriend vs. Oral Roberts, 12/22/1999
Had 25 or more rebounds: 26, Bill Johnson vs. Iowa State, 1/4/1954 - \$
Two Huskers with 10 or more rebounds, same game: vs. Stetson, 12/29/2017
 (Tanner Borchardt, 10; Jordy Tshimanga, 10)
Three Huskers with 10 or more rebounds, same game: vs. Texas Tech, 1/19/2000
 (Steffon Bradford 16; Kimani Ffriend 12; Louis Truscott 11)

Had 5 or more 3-pointers: 5; Cam Mack vs. Michigan (5-7), 1/28/2020
Had 6 or more 3-pointers: 7; Glynn Watson Jr. vs. Iowa (7-12), 3/10/2019
Had 7 or more 3-pointers: 7; Glynn Watson Jr. vs. Iowa (7-12), 3/10/2019
Had 8 or more 3-pointers: 8; Cary Cochran, vs. Baylor (8-13), 2/27/2002 - \$

Had 5 or more assists: 6; Cam Mack vs. Michigan State, 2/20/2020
Had 10 or more assists: 12; Cam Mack vs. Iowa, 1/7/2020
Had 15 or more assists: 15; Charles Richardson vs. Rutgers, 12/2/2006
Had 18 or more assists: 18; Brian Carr, at Evansville, 1/3/1985 - \$

Had 5 or more blocked shots: 5; Isaiah Roby vs. Northwestern, 2/16/2019
Had 6 or more blocked shots: 6; Isaiah Roby vs. Eastern Illinois, 11/11/2017
Had 7 or more blocked shots: 7; John Turek vs. Colorado, 3/2/2005
Had 9 or more blocked shots: 9; Mikki Moore vs. Coppin State, 12/6/1996 - \$
Had 10 or more blocked shots: Never Happened

Had 5 or more steals: 5; Haanif Cheatham vs. Michigan State, 2/20/2020
Had 6 or more steals: 6; Glynn Watson Jr. vs. Long Beach State, 11/26/2017
Had 7 or more steals: 7; Brandon Richardson at Ohio State, 1/3/2012
Had 8 or more steals: 8, Cookie Belcher vs. Oklahoma St., 2/7/2001 - \$
Had 10 or more steals: Never Happened

Had Triple-Double (Points/Rebounds/Assists): Cam Mack vs. Purdue, 12/15/2019 (11/10/12)
Had Double-Double (Points/Assists): Cam Mack vs. Iowa, 1/7/2019 (15/10)
Had Double-Double (Points/Rebounds): Yvan Ouedraogo at Illinois, 2/24/2020 (11/10)
Had Double-Double (Points/Steals): Never Happened
Had Double-Double (Points/Blocks): Never Happened

\$ - School Record - # - Tied School record
 As of 2/25/2020

2019-20 GAME-BY-GAME COMPARISON

Team	FG-FGA	Pct.	3FG-3FGA	Pct.	FT-FTA	Pct.	O-D	Reb.	PF	A	TO	B	S	Pts.	W/L
UC Riverside	23-55	.418	12-25	.480	8-9	.889	13-36	49	18	12	18	2	8	66	
Nebraska	16-55	.291	6-26	.231	9-19	.474	9-20	29	11	12	11	6	6	47	L
Southern Utah	31-76	.408	4-23	.174	13-21	.619	15-43	58	23	10	18	7	7	79	
Nebraska	27-73	.370	5-26	.192	19-23	.655	10-34	44	17	15	13	5	9	78	L (2OT)
South Dakota State	29-70	.414	3-21	.143	12-18	.667	14-30	44	20	7	13	4	5	73	
Nebraska	35-71	.493	7-26	.269	13-23	.565	13-32	45	19	16	11	3	5	90	W
Southern	34-83	.419	9-29	.310	9-10	.900	25-29	54	25	20	14	4	5	86	
Nebraska	31-54	.574	12-21	.571	19-37	.514	4-24	28	12	19	9	5	5	93	W (OT)
vs. Washington State	27-73	.370	6-27	.222	11-16	.688	15-29	44	23	9	13	3	6	71	
Nebraska	30-57	.526	9-18	.500	13-25	.520	7-34	41	16	11	15	2	5	82	W
vs. George Mason	32-65	.492	11-25	.440	10-14	.714	15-34	49	12	14	19	6	7	85	
Nebraska	24-61	.321	10-30	.333	8-13	.615	7-19	26	13	12	15	4	9	66	L
vs. South Florida	27-70	.366	8-27	.296	5-6	.833	17-22	39	15	12	8	3	4	67	
Nebraska	27-49	.551	6-14	.429	14-19	.737	3-26	29	10	10	9	1	2	74	W
at Georgia Tech	32-73	.438	5-23	.217	4-8	.500	12-35	47	17	19	16	8	9	73	
Nebraska	21-65	.323	6-26	.231	8-18	.444	12-31	43	14	14	18	2	7	56	L
at Creighton	35-66	.530	13-30	.433	12-15	.800	7-35	42	22	18	15	4	6	95	
Nebraska	27-65	.415	9-27	.333	13-24	.542	8-26	34	13	9	12	3	4	76	L
at Indiana	32-68	.471	5-25	.200	27-38	.711	19-35	54	14	14	15	6	5	96	
Nebraska	33-75	.440	12-32	.375	12-18	.667	11-20	31	23	19	9	0	5	90	L (OT)
Purdue	24-79	.304	6-35	.171	2-5	.400	19-30	49	15	12	9	7	5	56	
at Nebraska	26-61	.426	11-30	.367	7-9	.778	7-38	45	9	22	11	2	6	70	W
North Dakota	29-61	.475	11-31	.355	6-8	.750	10-24	34	16	11	13	1	2	75	
at Nebraska	28-59	.475	9-21	.429	9-16	.563	12-23	35	14	14	11	1	8	74	L
Texas A&M-Corpus Christi	20-63	.317	7-22	.318	5-13	.385	14-33	47	20	9	21	7	7	52	
at Nebraska	23-66	.348	7-25	.280	20-28	.714	15-34	49	15	13	12	4	15	73	W
Rutgers	34-63	.540	5-15	.333	6-12	.500	16-32	48	16	16	13	4	3	79	
at Nebraska	20-63	.317	8-31	.258	14-21	.667	15-16	31	11	15	7	2	7	62	L
Iowa	32-77	.416	4-33	.121	2-5	.400	19-29	48	21	17	11	3	6	70	
at Nebraska	26-53	.491	10-26	.385	14-26	.538	6-28	34	14	16	11	1	7	76	W
at Northwestern	25-63	.397	10-29	.345	2-5	.400	8-38	46	11	11	11	6	2	62	
Nebraska	21-67	.313	9-30	.300	6-11	.545	9-33	42	14	14	6	2	7	57	L
at No. 21 Ohio State	30-55	.545	10-22	.455	10-15	.667	8-27	35	13	17	12	9	2	80	
Nebraska	28-66	.424	9-22	.409	3-5	.600	12-20	32	15	15	9	3	2	68	L
Indiana	31-61	.508	8-25	.308	12-20	.600	12-36	48	17	21	16	8	2	82	
at Nebraska	25-63	.397	9-30	.300	15-22	.662	8-22	30	18	16	11	1	8	74	L
at Wisconsin	29-63	.460	18-34	.529	6-8	.750	10-30	40	16	23	11	4	5	82	
Nebraska	26-60	.433	6-22	.273	10-15	.667	8-25	33	13	12	10	3	6	68	L
at No. 24 Rutgers	28-62	.452	8-22	.364	11-17	.647	10-32	42	14	15	12	7	6	75	
Nebraska	26-62	.419	11-28	.393	9-13	.692	6-29	35	17	14	10	1	6	72	L
Michigan	28-56	.500	7-24	.292	16-24	.667	10-31	41	16	13	17	6	9	79	
at Nebraska	26-59	.441	9-21	.429	7-12	.583	4-23	27	22	16	14	1	5	68	L
No. 24 Penn State	30-67	.448	10-26	.385	6-14	.429	14-35	49	17	16	16	4	5	76	
at Nebraska	24-62	.387	8-21	.381	8-19	.421	10-28	38	16	12	13	1	8	64	L
at No. 17 Iowa	35-72	.486	11-28	.393	15-17	.882	13-29	42	17	20	8	2	11	96	
Nebraska	28-66	.424	5-25	.200	11-14	.786	11-25	36	17	15	12	2	7	72	L
at No. 9 Maryland	25-52	.481	7-23	.304	15-22	.682	7-28	35	14	20	17	2	4	72	
Nebraska	26-64	.406	7-33	.212	11-15	.733	9-25	34	22	18	11	0	7	70	L
Wisconsin	31-63	.492	15-31	.484	4-5	.800	6-33	39	14	19	11	4	3	81	
at Nebraska	25-55	.385	8-25	.320	6-12	.500	10-27	37	12	15	10	2	7	64	L
Michigan State	32-62	.516	13-27	.481	9-14	.643	16-35	51	15	20	22	2	5	86	
at Nebraska	26-66	.348	8-32	.250	11-16	.688	9-17	26	15	15	11	6	11	65	L
at Illinois	28-71	.394	5-19	.263	10-17	.588	19-29	48	10	13	10	2	5	71	
Nebraska	24-57	.421	5-15	.333	6-9	.667	6-29	35	14	8	13	2	7	59	L

2019-20 SUPERLATIVES

2019-20 NEBRASKA TEAM GAME HIGHS

POINTS	93	SOUTHERN U. (11/22/19)
	90	at Indiana (12/13/19)
	90	SOUTH DAKOTA ST. (11/15/19)
FIELD GOALS MADE	35	SOUTH DAKOTA ST. (11/15/19)
	33	at Indiana (12/13/19)
FIELD GOAL ATTEMPTS	75	at Indiana (12/13/19)
FIELD GOAL PERCENTAGE	.574 (31-54)	SOUTHERN U. (11/22/19)
	.551 (27-49)	vs South Fla. (11/27/19)
3 PT FIELD GOALS MADE	12	at Indiana (12/13/19)
	12	SOUTHERN U. (11/22/19)
3 PT FG ATTEMPTS	33	at Maryland (02/11/20)
3 PT FG PERCENTAGE	.571 (12-21)	SOUTHERN U. (11/22/19)
	.500 (9-18)	vs Washington St. (11/25/19)
FREE THROWS MADE	20	A&M-CORPUS CHRISTI (12/29/19)
	19	SOUTHERN U. (11/22/19)
	19	SOUTHERN UTAH (11/09/19)
FREE THROW ATTEMPTS	37	SOUTHERN U. (11/22/19)
FREE THROW PERCENTAGE	.786 (11-14)	at Iowa (02/08/20)
	.778 (7-9)	PURDUE (12/15/19)
REBOUNDS	49	A&M-CORPUS CHRISTI (12/29/19)
	45	PURDUE (12/15/19)
	45	SOUTH DAKOTA ST. (11/15/19)
ASSISTS	22	PURDUE (12/15/19)
	19	at Indiana (12/13/19)
	19	SOUTHERN U. (11/22/19)
STEALS	15	A&M-CORPUS CHRISTI (12/29/19)
	11	MICHIGAN ST. (02/20/20)
BLOCKED SHOTS	6	MICHIGAN ST. (02/20/20)
	6	UC RIVERSIDE (11/05/19)
TURNOVERS	18	at Georgia Tech (12/04/19)
FOULS	23	at Indiana (12/13/19)

2019-20 OPPONENT TEAM GAME HIGHS

POINTS	96	at Iowa (02/08/20)
	96	at Indiana (12/13/19)
FIELD GOALS MADE	35	at Iowa (02/08/20)
	35	at Creighton (12-07-19)
FIELD GOAL ATTEMPTS	83	SOUTHERN U. (11/22/19)
FIELD GOAL PERCENTAGE	.545 (30-55)	at Ohio St. (01/14/20)
	.540 (34-63)	RUTGERS (01/03/20)
3 PT FIELD GOALS MADE	18	at Wisconsin (01/21/20)
	15	WISCONSIN (02/15/20)
3 PT FG ATTEMPTS	35	PURDUE (12/15/19)
3 PT FG PERCENTAGE	.529 (18-34)	at Wisconsin (01/21/20)
	.484 (15-31)	WISCONSIN (02/15/20)
FREE THROWS MADE	27	at Indiana (12/13/19)
	16	MICHIGAN (01/28/20)
FREE THROW ATTEMPTS	38	at Indiana (12/13/19)
FREE THROW PERCENTAGE	.900 (9-10)	SOUTHERN U. (11/22/19)
	.889 (8-9)	UC RIVERSIDE (11/05/19)
REBOUNDS	58	SOUTHERN UTAH (11/09/19)
	54	at Indiana (12/13/19)
	54	SOUTHERN U. (11/22/19)
ASSISTS	23	at Wisconsin (01/21/20)
	21	INDIANA (01/18/20)
STEALS	11	at Iowa (02/08/20)
	9	MICHIGAN (01/28/20)
	9	at Georgia Tech (12/04/19)
BLOCKED SHOTS	9	at Ohio St. (01/14/20)
	8	INDIANA (01/18/20)
	8	at Georgia Tech (12/04/19)
TURNOVERS	22	MICHIGAN ST. (02/20/20)
FOULS	25	SOUTHERN U. (11/22/19)

2019-20 NEBRASKA TEAM GAME LOWS

POINTS	47	UC RIVERSIDE (11/05/19)
	56	at Georgia Tech (12/04/19)
FIELD GOALS MADE	16	UC RIVERSIDE (11/05/19)
	20	RUTGERS (01/03/20)
FIELD GOAL ATTEMPTS	49	vs South Fla. (11/27/19)
FIELD GOAL PERCENTAGE	.291 (16-55)	UC RIVERSIDE (11/05/19)
	.313 (21-67)	at Northwestern (01/11/20)
3 PT FIELD GOALS MADE	5	SOUTHERN UTAH (11/09/19)
	5	at Iowa (02/08/20)
	5	at Illinois (02/24/20)
3 PT FG ATTEMPTS	14	vs South Fla. (11/27/19)
3 PT FG PERCENTAGE	.192 (5-26)	SOUTHERN UTAH (11/09/19)
	.200 (5-25)	at Iowa (02/08/20)
FREE THROWS MADE	3	at Ohio St. (01/14/20)
	6	at Northwestern (01/11/20)
	6	WISCONSIN (02/15/20)
	6	at Illinois (02/24/20)
FREE THROW ATTEMPTS	5	at Ohio St. (01/14/20)
FREE THROW PERCENTAGE	.421 (8-19)	PENN ST. (02/01/20)
	.444 (8-18)	at Georgia Tech (12/04/19)
REBOUNDS	26	vs George Mason (11/26/19)
	26	MICHIGAN ST. (02/20/20)
ASSISTS	8	at Illinois (02/24/20)
	9	at Creighton (12-07-19)
STEALS	2	vs South Fla. (11/27/19)
	2	at Ohio St. (01/14/20)
BLOCKED SHOTS	0	at Indiana (12/13/19)
	0	at Maryland (02/11/20)
TURNOVERS	6	at Northwestern (01/11/20)
FOULS	9	PURDUE (12/15/19)

2019-20 OPPONENT TEAM GAME LOWS

POINTS	52	A&M-CORPUS CHRISTI (12/29/19)
	56	PURDUE (12/15/19)
FIELD GOALS MADE	20	A&M-CORPUS CHRISTI (12/29/19)
	23	UC RIVERSIDE (11/05/19)
FIELD GOAL ATTEMPTS	52	at Maryland (02/11/20)
FIELD GOAL PERCENTAGE	.304 (24-79)	PURDUE (12/15/19)
	.317 (20-63)	A&M-CORPUS CHRISTI (12/29/19)
3 PT FIELD GOALS MADE	3	SOUTH DAKOTA ST. (11/15/19)
3 PT FG ATTEMPTS	15	RUTGERS (01/03/20)
3 PT FG PERCENTAGE	.121 (4-33)	IOWA (01/07/20)
	.143 (3-21)	SOUTH DAKOTA ST. (11/15/19)
FREE THROWS MADE	2	PURDUE (12/15/19)
	2	IOWA (01/07/20)
	2	at Northwestern (01/11/20)
FREE THROW ATTEMPTS	5	PURDUE (12/15/19)
	5	IOWA (01/07/20)
	5	at Northwestern (01/11/20)
	5	WISCONSIN (02/15/20)
FREE THROW PERCENTAGE	.385 (5-13)	A&M-CORPUS CHRISTI (12/29/19)
REBOUNDS	34	NORTH DAKOTA (12/21/19)
	35	at Ohio St. (01/14/20)
	35	at Maryland (02/11/20)
ASSISTS	7	SOUTH DAKOTA ST. (11/15/19)
STEALS	2	NORTH DAKOTA (12/21/19)
	2	at Northwestern (01/11/20)
	2	at Ohio St. (01/14/20)
	2	INDIANA (01/18/20)
BLOCKED SHOTS	1	NORTH DAKOTA (12/21/19)
TURNOVERS	8	at Iowa (02/08/20)
FOULS	10	at Illinois (02/24/20)

2019-20 SUPERLATIVES

NEBRASKA WIN/LOSS MARGIN

	1	2	3	4	5	6	7	8	9	10	11	12	13	14	15	16	17	18	19	20	+20
Husker Wins	0	0	0	0	0	1	2	0	0	0	1	0	0	1	0	0	1	0	0	0	1
Husker Losses	2	1	1	0	1	1	0	1	0	0	1	3	0	1	0	0	3	0	3	0	2

2019-20 NEBRASKA INDIVIDUAL GAME HIGHS

Points	26	Haanif Cheatham vs South Fla. (11/27/19)
	25	Dachon Burke at Indiana (12/13/19)
	24	Cam Mack vs South Dakota St. (11/15/19)
Field Goals Made	10	Dachon Burke at Wisconsin (01/21/20)
	9	Dachon Burke at Indiana (12/13/19)
Field Goal Att.	18	Jervay Green vs Southern Utah (11/09/19)
	16	Dachon Burke at Indiana (12/13/19)
FG Pct (min 5 made)	.857 (6-7)	Cam Mack at Rutgers (01/25/20)
	.800 (8-10)	Haanif Cheatham vs Washington St. (11/25/19)
3-Point FG Made	5	Cam Mack vs Michigan (01/28/20)
	5	Thor Thorbjarnarson at Rutgers (01/25/20)
	5	Thor Thorbjarnarson at Ohio St. (01/14/20)
3-Point FG Att.	10	Jervay Green at Georgia Tech (12/04/19)
	8	Dachon Burke at Michigan St. (02/20/20)
	8	Thor Thorbjarnarson at Maryland (02/11/20)
	8	Thor Thorbjarnarson at Rutgers (01/25/20)
	8	Cam Mack vs Indiana (01/18/20)
	8	Thor Thorbjarnarson at Ohio St. (01/14/20)
	8	Dachon Burke at Indiana (12/13/19)
	8	Cam Mack at Indiana (12/13/19)
	8	Jervay Green vs Southern Utah (11/09/19)
3-Pt FG Pct (min 2 made)	1.000 (2-2)	Thor Thorbjarnarson vs Southern U. (11/22/19)
	.800 (4-5)	Cam Mack at Rutgers (01/25/20)
	.800 (4-5)	Matej Kavas vs North Dakota (12/21/19)
	.800 (4-5)	Thor Thorbjarnarson at Creighton (12-07-19)
Free Throws Made	9	Haanif Cheatham vs South Fla. (11/27/19)
	8	Haanif Cheatham vs A&M-Corpus Christi (12/29/19)
Free Throw Att.	11	Cam Mack vs Indiana (01/18/20)
	11	Haanif Cheatham vs South Fla. (11/27/19)
	11	Cam Mack vs Washington St. (11/25/19)
FT Pct (min 4 made)	1.000 (4-4)	Haanif Cheatham at Rutgers (01/25/20)
	1.000 (4-4)	Dachon Burke vs Southern Utah (11/09/19)
Rebounds	14	Yvan Ouedraogo vs A&M-Corpus Christi (12/29/19)
	12	Yvan Ouedraogo vs South Dakota St. (11/15/19)
Assists	12	Cam Mack vs Purdue (12/15/19)
	11	Cam Mack vs Southern Utah (11/09/19)
Steals	5	Haanif Cheatham vs Michigan St. (02/20/20)
	5	Dachon Burke vs George Mason (11/26/19)
Blocked Shots	3	Dachon Burke vs A&M-Corpus Christi (12/29/19)
	3	Jervay Green vs UC Riverside (11/05/19)
Turnovers	5	Cam Mack at Iowa (02/08/20)
	5	Cam Mack vs North Dakota (12/21/19)
	5	Cam Mack vs Washington St. (11/25/19)
	5	Yvan Ouedraogo vs South Dakota St. (11/15/19)
Minutes	46	Jervay Green vs Southern Utah (11/09/19)
	45	Cam Mack at Indiana (12/13/19)

2019-20 OPPONENT INDIVIDUAL GAME HIGHS

Points	31	Micah Bradford vs Southern U. (11/22/19)
	30	Brad Davison vs Wisconsin (02/15/20)
	30	Joe Wieskamp at Iowa (02/08/20)
	30	Marcus Zegarowski at Creighton (12-07-19)
Field Goals Made	13	Marcus Zegarowski at Creighton (12-07-19)
	11	Brad Davison vs Wisconsin (02/15/20)
	11	Micah Bradford vs Southern U. (11/22/19)
Field Goal Att.	23	Joe Wieskamp vs Iowa (01/07/20)
	21	CJ Elleby vs Washington St. (11/25/19)
FG Pct (min 5 made)	1.000 (8-8)	Caleb McConnell vs Rutgers (01/03/20)
	.875 (7-8)	Joey Brunk vs Indiana (01/18/20)
3-Point FG Made	8	Brad Davison vs Wisconsin (02/15/20)
	6	Micah Bradford vs Southern U. (11/22/19)
3-Point FG Att.	11	Brad Davison vs Wisconsin (02/15/20)
	11	Micah Bradford vs Southern U. (11/22/19)
3-Pt FG Pct (min 2 made)	1.000 (2-2)	Jamari Wheeler vs Penn St. (02/01/20)
	1.000 (2-2)	Micah Potter at Wisconsin (01/21/20)
	1.000 (2-2)	Caleb McConnell vs Rutgers (01/03/20)
Free Throws Made	9	Anthony Cowan at Maryland (02/11/20)
	8	Joe Wieskamp at Iowa (02/08/20)
Free Throw Att.	12	Anthony Cowan at Maryland (02/11/20)
	11	Trayce Jackson-Davis at Indiana (12/13/19)
FT Pct (min 4 made)	1.000 (8-8)	Joe Wieskamp at Iowa (02/08/20)
	1.000 (7-7)	CJ Elleby vs Washington St. (11/25/19)
	1.000 (6-6)	Cassius Winston vs Michigan St. (02/20/20)
	1.000 (6-6)	Ty-Shon Alexander at Creighton (12-07-19)
	1.000 (4-4)	Aljami Durham at Indiana (12/13/19)
	1.000 (4-4)	Jordan Miller vs George Mason (11/26/19)
Rebounds	18	Luka Garza vs Iowa (01/07/20)
	18	George Willborn III vs UC Riverside (11/05/19)
Assists	10	Anthony Cowan at Maryland (02/11/20)
	7	D'Mitrik Trice at Wisconsin (01/21/20)
	7	Michael Devoe at Georgia Tech (12/04/19)
Steals	4	Javon Greene vs George Mason (11/26/19)
	4	Jakolby Long vs Southern Utah (11/09/19)
Blocked Shots	5	Myles Johnson at Rutgers (01/25/20)
	5	AJ Wilson vs George Mason (11/26/19)
Turnovers	6	Franz Wagner vs Michigan (01/28/20)
	6	Pat Spencer at Northwestern (01/11/20)
	6	Michael Devoe at Georgia Tech (12/04/19)
	6	George Willborn III vs UC Riverside (11/05/19)
Fouls	5	Aljami Durham at Indiana (12/13/19)
	5	Christian Bishop at Creighton (12-07-19)
	5	Jayden Saddler vs Southern U. (11/22/19)
	5	Micah Bradford vs Southern U. (11/22/19)

2019-20 RECORD BY STARTING LINEUP

No.	Starting Lineup	Record
1.	Burke, Cheatham, Green, Mack, Ouedraogo	3-4
2.	Burke, Cheatham, Green, Kavas, Ouedraogo	1-0
3.	Burke, Cheatham, Green, Ouedraogo, Thorbjarnarson	0-2
4.	Burke, Cheatham, Mack, Ouedraogo, Thorbjarnarson	3-10
5.	Burke, Cheatham, Easley, Ouedraogo, Thorbjarnarson	0-1
6.	Cheatham, Cross, Green, Mack, Thorbjarnarson	0-2
7.	Cheatham, Green, Mack, Ouedraogo, Thorbjarnarson	0-1

RECAPS

(-----Nebraska Individual Leaders-----)

Date	Opponent	Result	Record (B1G)	Attend.	Points	Rebounds	Assists	Steals
11/5	UC Riverside	L, 47-66	0-1 (0-0)	15,745	(11) Mack	(9) Mack	(3) Mack, Cheatham	(2) Green, Ouedraogo
11/9	Southern Utah	L, 78-79 (2OT)	0-2 (0-0)	15,828	(19) Cross	(8) Green	(11) Mack	(3) Green
11/15	South Dakota State	W, 90-73	1-2 (0-0)	15,946	(24) Mack	(12) Ouedraogo	(5) Green	(3) Mack
11/22	Southern	W, 93-86 (OT)	2-2 (0-0)	15,931	(22) Green	(7) Cheatham	(8) Mack	(2) Green
11/25	vs. Washington State	W, 82-71	3-2 (0-0)	660	(19) Cheatham	(8) Mack, Green, Cross	(6) Mack	(3) Mack
11/26	vs. George Mason	L, 66-85	3-3 (0-0)	1,066	(14) Burke	(5) Ouedraogo, Cross	(5) Green	(5) Burke
11/27	vs. South Florida	W, 74-67	4-3 (0-0)	512	(26) Cheatham	(5) Ouedraogo	(7) Mack	(2) Mack
12/4	at Georgia Tech	L, 56-73	4-4 (0-0)	5,133	(14) Cheatham	(11) Cheatham	(6) Mack	(2) Cheatham, Thorbjarnarson
12/7	at Creighton	L, 76-95	4-5 (0-0)	18,068	(14) Cheatham	(7) Burke	(3) Mack	(2) Burke
12/13	at Indiana*	L, 90-96 (OT)	4-6 (0-1)	17,222	(25) Burke	(10) Ouedraogo	(10) Mack	(2) Burke, Mack
12/15	Purdue*	W, 70-54	5-6 (1-1)	15,654	(18) Burke	(10) Mack	(12) Mack	(2) Burke, Cheatham
12/21	North Dakota	L, 74-75	5-7 (1-1)	15,010	(19) Mack	(9) Ouedraogo	(7) Mack	(3) Burke
12/29	Texas A&M-Corpus Christi	W, 73-52	6-7 (1-1)	14,968	(17) Cheatham	(14) Ouedraogo	(5) Mack	(4) Thorbjarnarson
1/3	Rutgers*	L, 62-79	6-8 (1-2)	15,024	(16) Cheatham	(5) Mack, Burke	(6) Mack	(2) Green
1/7	Iowa *	W, 76-70	7-8 (2-2)	14,722	(17) Thorbjarnarson	(9) Thorbjarnarson	(10) Mack	(2) Thorbjarnarson, Easley
1/11	at Northwestern *	L, 57-62	7-9 (2-3)	5,664	(11) Mack	(10) Mack	(7) Mack	(3) Cheatham
1/14	at No. 21 Ohio State *	L, 68-80	7-10 (2-4)	12,954	(15) Thorbjarnarson	(6) Thorbjarnarson	(6) Mack	(1) Mack, Burke
1/18	Indiana *	L, 74-82	7-11 (2-5)	15,925	(20) Mack	(9) Thorbjarnarson	(9) Mack	(3) Thorbjarnarson, Easley
1/21	at Wisconsin	L, 68-82	7-12 (2-6)	16,856	(20) Burke	(8) Burke, Ouedraogo	(6) Mack	(3) Cross
1/25	at No. 24 Rutgers	L, 72-75	7-13 (2-7)	8,000	(19) Mack	(8) Thorbjarnarson	(5) Burke	(2) Green
1/28	Michigan	L, 68-79	7-14 (2-8)	15,868	(19) Mack	(8) Thorbjarnarson	(9) Mack	(3) Easley
2/1	No. 24 Penn State	L, 64-76	7-15 (2-9)	15,901	(15) Cheatham	(8) Cheatham	(3) Mack	(2) Burke, Easley, Cheatham
2/8	at No. 17 Iowa	L, 72-94	7-16 (2-10)	15,056	(18) Green	(7) Green	(5) Cross	(3) Mack
2/11	at No. 9 Maryland	L, 70-72	7-17 (2-11)	14,396	(20) Cheatham	(7) Thorbjarnarson	(8) Mack	(2) Mack
2/15	Wisconsin	L, 74-81	7-18 (2-12)	15,584	(17) Cheatham	(10) Ouedraogo	(8) Mack	(2) Thorbjarnarson, Easley
2/21	Michigan State	L, 65-86	7-19 (2-13)	15,836	(21) Burke	(7) Ouedraogo	(6) Mack	(5) Cheatham
2/24	at Illinois	L, 59-71	7-20 (2-14)	15,354	(14) Cheatham	(10) Ouedraogo	(2) Cheatham, Green, Thorbjarnarson	(2) Ouedraogo, Green

THE LAST TIME...

Nebraska...	A Nebraska Opponent...
Scored 100 or more points.....106; vs. Mississippi Valley State, 11/6/18	101; TCU, 3/15/99
Scored 90 or more points.....90; at Indiana, 12/13/19	96; at Iowa, 2/8/20
Scored 41 to 50 points.....47; UC Riverside, 11/5/19	50; Northwestern, 2/16/19
Scored 40 or fewer points38; at Oregon, 12/15/12	38; Southwest Minnesota State, 12/28/18
Shot 70% from the field......723; vs. UNC Wilmington 12/5/97 (34-47)	.723; Kansas, 2/2/85 (34-47)
Shot 60% from the field......628; vs. Northwestern, 2/3/15 (27-43)	.630; Michigan, 3/5/17 (34-54)
Shot 90% from the free throw line (Min 10 attempts)......909; vs. Southwest Minnesota State, 12/28/18 (10-11)	.917; vs. Wisconsin (BTT), 3/15/19 (11-12)
Made 10, 3-Point Field Goals11; at Rutgers, 1/24/20 (11-28)	13; Michigan State, 2/20/20 (13-27)
Had 60 rebounds......60; vs. Oral Roberts, 12/22/99	62; Colorado, 2/15/75
Had 50 rebounds......50; at Illinois, 2/2/19	51; Michigan State, 2/20/19
Had 30 assists35, vs. Northeastern Illinois, 12/21/94	30; Iowa State, 2/3/93
Had 15 steals15, vs. Texas A&M-Corpus Christi 12/29/19	15; Florida State, 12/31/05
Had 10 blocked shots14; at Northwestern, 1/2/18	11; at Michigan State, 12/3/17
Had 10 or fewer turnovers10, Wisconsin, 2/15/20	10; at Illinois, 2/24/20
Had 20 or more turnovers......22; vs. Wisconsin, 2/9/17	22; Michigan State, 2/20/20
Had three players with 20 pointsvs. Iowa, 3/10/19	Michigan, 1/14/17
.....(Palmer Jr. 27; Watson Jr. 23; Roby 23)	(Wagner 23, Irvin 21, Walton 20)
Had three players with 10 reboundsvs. Texas Tech, 1/19/00	at Kansas, 1/9/02
.....(Bradford 16, Ffriend 12, Truscott 11)	(Collison 13, Gooden 12, Simien 10)
Had five players reach double-figure points.....vs. Iowa, 1/7/2020	at Illinois, 2/24/20
.....(Thorbjarnarson 17; Mack 15; Cheatham 14; Burke 13; Cross 11)	(Dosunmu 18; Cockburn 15; Griffin 13; Feliz 11; Frazier 11)
Had a player score 40 points41; Aleks Maric, vs. Kansas State, 2/13/07	41; Jarriss Jackson, Texas Tech, 2/18/06
Had a player score 30 points30; James Palmer Jr. vs. Rutgers (BTT), 3/13/19	30; Brad Davison, Wisconsin, 2/15/20
Had a player grab 15 rebounds16; Isaiah Roby vs. Northwestern, 2/16/19	17; Mike Watkins, Penn State, 2/1/20
Had a player dish out 10 assists......10; Cam Mack vs. Iowa, 1/7/20	10; Xavier Simpson, Michigan, 2/28/19
Had a player collect five steals5; Haanif Cheatham vs. Michigan State, 2/20/20	7; Josh Reeves, Penn State, 2/25/18
Had a player block five shots......5; Isaiah Roby vs. Maryland, 2/6/18	5; AJ Wilson, George Mason, 11/26/19
Had a player with a triple double11 pt/10 reb/12 asst.; Cam Mack v. Purdue, 12/15/19	

MISC REVIEW

Nebraska Record When:	All (W)	All(L)	H(W)	H(L)	A (W)	A (L)						
Ahead at Halftime	5	2	5	2	0	0	Rebounds are Even	0	0	0	0	0
Behind at Halftime	2	18	0	7	2	11	Committing More TOs than Opp	2	3	1	0	1
Tied at Halftime	0	0	0	0	0	0	Committing Fewer TOs than Opp	3	17	3	9	0
Bench Outscores Opponent's	4	9	3	3	1	6	Turnovers are Even	2	0	1	0	1
Opponent Bench Outscores NU	3	9	2	6	1	3	Leading with 5:00 left	7	2	5	1	2
Bench scoring is even	0	2	0	0	0	2	Trailing with 5:00 left	0	18	0	8	0
Shooting 50% or Better	3	0	1	0	2	0	Tied with 5:00 left	0	0	0	0	0
Shooting Under 50%	4	20	4	9	0	11	In Overtime	1	2	1	1	0
Opp. Shoots 50% or Better	0	6	0	4	0	2	Scoring 80 or more points	3	1	2	0	1
Opp. Shoots Under 50%	7	14	5	5	2	9	Scoring 61 to 79 points	4	15	3	8	1
Outshooting Opponent (pct.)	6	1	5	0	1	1	Scoring 60 or fewer points	0	4	0	1	0
Outshot by Opponent (pct.)	1	18	0	8	1	10	Allowing 80 or more points	1	9	1	3	0
Shooting is even	0	1	0	1	0	0	Allowing 61 to 79 points	4	11	2	6	2
Outrebounding Opponent	2	1	2	1	0	0	Allowing 60 or fewer points	2	0	2	0	0
Outrebounded by Opponent	5	19	3	8	2	11						

MISC REVIEW

Biggest margin of victory	21, Texas A&M-Corpus Christi (12/29)	Largest halftime lead surrendered in loss	11, Southern Utah (11/9)
Biggest margin of defeat	24, Iowa (2/8)	Largest lead at any time	31, South Dakota State (11/15)
Largest deficit overcome in win.....	8, Southern (11/22)	Largest deficit at any time	38, Iowa (2/8)
Largest halftime deficit overcome in win	3, Washington State (11/25)	Largest runs without opponent scoring	13, South Dakota State (8:10-4:22, 1st)
Largest lead surrendered in loss.....	14, Southern Utah (11/9)	Largest opponent run without NU scoring.....	16, Wisconsin (16:26-12:17, 2nd)

SPECIALITY STATS

Opponent	NU-Opp Paint	NU-Opp off TO	NU-Opp 2nd Ch.	NU-Opp Bench	Largest Lead	Largest Deficit	Tip	1st Sub(s)
UC Riverside	18-22	14-3	0-11	14-18	9, (13:12, 1st)	20 (2nd, 1:19)	Won	Cross, Kavas
Southern Utah	42-48	12-13	3-9	28-29	15 (4:10, 1st)	4 (2nd, 0:05)	Lost	Cross
South Dakota State	50-48	16-7	11-13	20-24	31 (4:50, 1st)	-	Won	Cross
Southern	38-38	18-11	3-16	30-23	13 (5:07, 1st)	8 (2nd, 14:06)	Lost	Cross, Kavas
vs. Washington State	40-42	19-17	4-20	19-14	16 (7:22, 2nd)	6 (1st, 6:44)	Won	Cross
vs. George Mason	24-34	15-11	9-17	26-15	2 (10:44, 1st)	21 (1:23, 2nd)	Lost	Cross
vs. South Florida	32-34	12-10	2-15	12-19	8 (8:14, 1st)	8 (6:42, 2nd)	Lost	Cross
at Georgia Tech	30-48	10-18	5-7	13-10	4 (12:32, 1st)	20 (0:16, 2nd)	Lost	Cross
at Creighton	34-38	11-11	10-7	29-12	-	32 (18:36, 2nd)	Won	Mack, Cross
at Indiana	42-52	21-10	10-26	3-28	4 (7:04, 1st)	9 (16:57, 1st)	Lost	Cross
Purdue	26-32	13-12	9-12	13-17	16 (0:24, 2nd)	3 (6:19, 1st)	Lost	Cross, Kavas
North Dakota	36-30	15-16	6-11	24-8	4 (18:33, 1st)	8 (10:37, 2nd)	Won	Cross, Green
Texas A&M-Corpus Christi	32-22	24-13	17-6	23-21	24 (5:18, 2nd)	1 (17:52, 1st)	Won	Cross, Green
Rutgers	24-52	11-15	0-12	21-24	5 (13:06, 1st)	22 (10:58, (2nd)	Lost	Cross
Iowa	26-52	10-16	3-17	12-4	12 (8:03, 1st)	1 (12:41, 2nd)	Lost	Cross, Kavas
at Northwestern	22-22	7-6	2-11	20-15	5 (17:13, 1st)	18 (1:13, 1st)	Lost	Cross
at No. 21 Ohio State	38-34	17-15	13-12	15-15	4 (17:29, 1st)	25 (8:25, 2nd)	Lost	Cross
Indiana	30-40	13-10	9-15	15-21	9 (12:18, 1st)	19 (15:02, 2nd)	Lost	Cross
at Wisconsin	36-16	19-9	10-12	17-29	4 (17:38, 1st)	18 (1:04, 2nd)	Lost	Cross
at No. 24 Rutgers	30-30	16-11	5-17	22-22	7 (16:26, 1st)	14 (14:36, 2nd)	Won	Easley
Michigan	28-38	14-16	4-10	17-11	5 (18:04, 1st)	15 (5:47, 2nd)	Lost	Easley
No. 24 Penn State	30-28	16-15	9-10	19-33	7 (17:23, 1st)	24 (9:17, 2nd)	Lost	Mack
at No. 17 Iowa	44-40	10-19	6-14	39-24	-	38 (6:54, 2nd)	Lost	Cross
at No. 9 Maryland	34-28	19-9	10-5	18-8	2 (19:19, 1st)	14 (18:11, 2nd)	Lost	Easley
Wisconsin	34-26	7-11	4-2	20-17	7 (8:51, 1st)	18 (5:16, 2nd)	Lost	Burke, Ouedraogo
Michigan State	30-30	16-8	4-12	26-36	6 (11:47, 1st)	24 (1:27, 2nd)	Lost	Burke
Illinois	34-42	5-10	5-14	6-13	-	14 (4:35, 2nd)	Lost	Cross

NEBRASKA SEASON/CAREER BESTS

#0 AKOL AROP

Points
Season: 4 vs. Penn State (2/1); at Iowa (2/8)
Career: Same

Rebounds
Season: 4 at Creighton (12/7)
Career: Same

Field Goals
Season: 2 vs. Penn State (2/1); at Iowa (2/8)
Career: Same

Field Goal Attempts
Season: 2 4 vs. Penn State (2/1)
Career: Same

3-Point Field Goals
Season: None
Career: Same

3-Point Field Goal Attempts
Season: 1 vs. UC Riverside (11/5)
Career: Same

Free Throws
Season: 2 at Creighton (12/7)
Career: Same

Free Throw Attempts
Season: 2 at Creighton (12/7); Michigan State (2/20)
Career: Same

Assists
Season: 1 vs. Penn State (2/1)
Career: Same

Steals
Season: 1 vs. Penn State (2/1); Wisconsin (2/15)
Career: Same

Blocks
Season: 1 three times, last Michigan State (2/20)
Career: Same

Minutes Played
Season: 11 at Iowa (2/8)
Career: Same

#1 KEVIN CROSS

Points
Season: 19 vs. Southern Utah (11/9)
Career: Same

Rebounds
Season: 8 vs. Washington State (11/25)
Career: Same

Field Goals
Season: 8 vs. Southern Utah (11/9)
Career: Same

Field Goal Attempts
Season: 15 vs. Southern Utah (11/9)
Career: Same

3-Point Field Goals
Season: 3 three times, last Michigan (1/28)
Career: Same

3-Point Field Goal Attempts
Season: 7 at Northwestern (1/11)
Career: Same

Free Throws
Season: 3 vs. Rutgers (1/4)
Career: Same

Free Throw Attempts
Season: 3 vs. Rutgers (1/4)
Career: Same

Assists
Season: 5 at Iowa (2/8)
Career: Same

Steals
Season: 3 at Wisconsin (1/21)
Career: Same

Blocks
Season: 2 vs. SDSU (11/15); vs. Washington State (11/25)
Career: Same

Minutes Played
Season: 36 vs. Southern Utah (11/9)
Career: Same

#3 CAM MACK

Points
Season: 24 vs. SDSU (11/15)
Career: Same

Rebounds
Season: 10 vs. Purdue (12/15); at Northwestern (1/11)
Career: Same

Field Goals
Season: 8 vs. SDSU (11/15)
Career: Same

Field Goal Attempts
Season: 15 at Ohio State (1/14); at Wisconsin (1/21)
Career: Same

3-Point Field Goals
Season: 5 Michigan (1/28)
Career: Same

3-Point Field Goal Attempts
Season: 8 at Indiana (12/13); vs. Indiana (1/18)
Career: Same

Free Throws
Season: 7 vs. Indiana (1/18)
Career: Same

Free Throw Attempts
Season: 11 vs. Washington State (11/25); vs. Indiana (1/18)
Career: Same

Assists
Season: 12 vs. Purdue (12/15)
Career: Same

Steals
Season: 3 five times, last vs. Michigan State (2/20)
Career: Same

Blocks
Season: 2 four times, last at Ohio State (1/14)
Career: Same

Minutes Played
Season: 45 at Indiana (12/13)
Career: Same

#11 DACHON BURKE JR.

Points
Season: 25 at Indiana (12/13)
Career: Same

Rebounds
Season: 8 at Wisconsin (1/21)
Career: Same

Field Goals
Season: 10 at Wisconsin (1/21)
Career: Same

Field Goal Attempts
Season: 15 vs. Penn State (2/1)
Career: Same

3-Point Field Goals
Season: 4 three times, last vs. Michigan State (2/20)
Career: Same

3-Point Field Goal Attempts
Season: 8 at Indiana (12/13); vs. Michigan State (2/20)
Career: Same

Free Throws
Season: 6 vs. SDSU (11/15)
Career: Same

Free Throw Attempts
Season: 9 vs. SDSU (11/15)
Career: Same

Assists
Season: 5 at Rutgers (1/24/20)
Career: Same

Steals
Season: 5 vs. George Mason (11/26)
Career: Same

Blocks
Season: 3 vs. TAMU-CC (12/29)
Career: Same

Minutes Played
Season: 40 at Indiana (12/13)
Career: Same

#22 HAANIF CHEATHAM

Points
Season: 26 vs. South Florida (11/27/19)
Career: Same

Rebounds
Season: 11 at Georgia Tech (12/4)
Career: Same

Field Goals
Season: 9 vs. South Florida (11/27/19)
Career: Same

Field Goal Attempts
Season: 15 at Indiana (12/13)
Career: Same

3-Point Field Goals
Season: 2 six times, last vs. Penn State (2/1)
Career: Same

3-Point Field Goal Attempts
Season: 6 at Indiana (12/13)
Career: Same

Free Throws
Season: 9 vs. South Florida (11/27/19)
Career: Same

Free Throw Attempts
Season: 11 vs. South Florida (11/27/19)
Career: Same

Assists
Season: 4 vs. Purdue (12/15)
Career: Same

Steals
Season: 5 vs. Michigan State (2/20)
Career: Same

Blocks
Season: 2 vs. Michigan State (2/20)
Career: Same

Minutes Played
Season: 41 at Indiana (12/13)
Career: Same

#23 JERVAY GREEN

Points
Season: 22 vs. Southern (11/22)
Career: Same

Rebounds
Season: 8 vs. So. Utah (11/9); vs. Washington State (11/25)
Career: Same

Field Goals
Season: 8 at Iowa (2/8)
Career: Same

Field Goal Attempts
Season: 18 vs. Southern Utah (11/9)
Career: Same

3-Point Field Goals
Season: 4 vs. Southern (11/22)
Career: Same

3-Point Field Goal Attempts
Season: 10 at Georgia Tech (12/4)
Career: Same

Free Throws
Season: 4 vs. Southern Utah (11/9); vs. Southern (11/22)
Career: Same

Free Throw Attempts
Season: 7 vs. Southern (11/22)
Career: Same

Assists
Season: 6 vs. Southern (11/22)
Career: Same

Steals
Season: 3 vs. Southern Utah (11/9)
Career: Same

Blocks
Season: 3 vs. UC Riverside (11/5)
Career: Same

Minutes Played
Season: 46 vs. Southern Utah (11/9)
Career: Same

#24 YVAN QUEDRAGO

Points
Season: 11 three times, last at Illinois (2/24/20)
Career: Same

Rebounds
Season: 14 vs. TAMU-CC (12/29)
Career: Same

Field Goals
Season: 5 at Illinois (2/24/20)
Career: Same

Field Goal Attempts
Season: 11 at Indiana (12/13)
Career: Same

3-Point Field Goals
Season: None
Career: Same

3-Point Field Goal Attempts
Season: None
Career: Same

Free Throws
Season: 5 vs. Southern (11/22); vs. TAMU-CC (12/29)
Career: Same

Free Throw Attempts
Season: 7 vs. Southern (11/22); vs. TAMU-CC (12/29)
Career: Same

Assists
Season: 3 vs. Iowa (1/7/20)
Career: Same

Steals
Season: 2 three times, last at Illinois (2/24/20)
Career: Same

Blocks
Season: 2 vs. George Mason (11/26); vs. Michigan State (2/20)
Career: Same

Minutes Played
Season: 32 at Indiana (12/13)
Career: Same

#25 MATEJ KAVAS

Points
Season: 12 vs. North Dakota (12/21)
Career: Same

Rebounds
Season: 5 vs. TAMU-CC (12/29)
Career: Same

Field Goals
Season: 4 three times, last vs. TAMU-CC (12/29)
Career: Same

Field Goal Attempts
Season: 9 vs. TAMU-CC (12/29)
Career: Same

3-Point Field Goals
Season: 4 vs. North Dakota (12/21)
Career: Same

3-Point Field Goal Attempts
Season: 7 at Creighton (12/7)
Career: Same

Free Throws
Season: 5 vs. George Mason (11/26)
Career: Same

Free Throw Attempts
Season: 6 vs. George Mason (11/26)
Career: Same

Assists
Season: 2 vs. George Mason (11/26); vs. Penn State (2/1)
Career: Same

Steals
Season: 1 three times, last vs. TAMU-CC (12/29)
Career: Same

Blocks
Season: 1 vs. Southern (11/22)
Career: Same

Minutes Played
Season: 25 vs. UC Riverside (11/5)
Career: Same

NEBRASKA SEASON/CAREER BESTS

#30 CHARLIE EASLEY

Points

Season: 8 vs. Indiana (1/18)

Career: Same

Rebounds

Season: 2 three times, last at Illinois (2/24/20)

Career: Same

Field Goals

Season: 2 four times, last at Iowa (2/8)

Career: Same

Field Goal Attempts

Season: 7 at Rutgers (1/24/20)

Career: Same

3-Point Field Goals

Season: 2 vs. Indiana (1/18)

Career: Same

3-Point Field Goal Attempts

Season: 3 three times, last vs. Indiana (1/18)

Career: Same

Free Throws

Season: 3 vs. Rutgers (1/4)

Career: Same

Free Throw Attempts

Season: 3 vs. Rutgers (1/4)

Career: Same

Assists

Season: 3 at Iowa (2/8)

Career: Same

Steals

Season: 3 vs. Indiana (1/18); Michigan (1/28)

Career: Same

Blocks

Season: None

Career: Same

Minutes Played

Season: 23 at Rutgers (1/24/20)

Career: Same

#34 THORIR THORBJARNARSON

Points

Season: 17 three times, last at Rutgers (1/24/20)

Career: same

Rebounds

Season: 9 vs. Iowa (1/7/20); vs. Indiana (1/18)

Career: 10 vs. Wisconsin (1/29/18)

Field Goals

Season: 7 at Indiana (12/13)

Career: same

Field Goal Attempts

Season: 12 at Indiana (12/13)

Career: same

3-Point Field Goals

Season: 5 at Ohio State (1/14); at Rutgers (1/24/20)

Career: same

3-Point Field Goal Attempts

Season: 8 three times, last at Maryland (2/11/20)

Career: same

Free Throws

Season: 5 vs. Purdue (12/15)

Career: same

Free Throw Attempts

Season: 6 vs. Purdue (12/15)

Career: same

Assists

Season: 5 vs. Rutgers (1/4)

Career: same

Steals

Season: 4 vs. TAMU-CC (12/29)

Career: 5 vs. Maryland (3/14/19)

Blocks

Season: 1 vs. Southern (11/22)

Career: 2 vs. Iowa (3/10/19)

Minutes Played

Season: 41 at Indiana (12/13)

Career: same



#0 AKOL AROP | 6-6 | 195 | Fr. | F | Omaha, Neb.

CAREER STATS

Year	GP	GS	Min	Avg	Total					Rebounds					PF	FO	Ast	TO	Blk	Stl	Pts	Avg			
					FG	FGA	Pct	3FG	3FGA	Pct	FT	FTA	Pct	Off									Def	Tot	Avg
2019-20	16	0	43	2.7	4	6	.667	0	1	.000	2	6	.333	4	10	14	0.9	8	0	1	2	4	3	10	0.6
TOTAL	16	0	43	2.7	4	6	.667	0	1	.000	2	6	.333	4	10	14	0.9	8	0	1	2	4	3	10	0.6

2019-20 GAME BY GAME

Opponent	Date	GS	Min	TOTAL			3-PTS			REBOUNDS			PF	FO	A	TO	Blk	Stl	Pts	Avg				
				FG	FGA	Pct	3FG	FGA	Pct	FT	FTA	Pct									Off	Def	Tot	Avg
UC Riverside	11/5/19	1	0	1	.000	0	1	.000	0	0	.000	0	1	1	1.0	0	0	0	0	0	0.0			
Southern Utah	11/9/19	DNP																						
South Dakota St.	11/15/19	1	0	0	.000	0	0	.000	0	0	.000	0	1	1	1.0	0	0	0	0	0	0.0			
Southern	11/22/19	DNP																						
vs. Washington State	11/25/19	DNP																						
vs. George Mason	11/26/19	DNP																						
vs. South Florida	11/27/19	DNP																						
at Georgia Tech	12/04/19	1	0	0	.000	0	0	.000	0	0	.000	0	0	0	0.7	0	0	0	0	0	0.0			
at Creighton	12/7/19	3	0	1	.000	0	0	.000	2	2	1.000	0	4	4	1.5	0	0	0	1	1	0	2	0.5	
at Indiana	12/13/19	0+	0	0	.000	0	0	.000	0	0	.000	0	0	0	1.2	0	0	0	0	0	0	0	0.4	
Purdue	12/15/19	DNP																						
North Dakota	12/21/19	DNP																						
TAMU-Corpus Christi	12/29/19	2	0	0	.000	0	0	.000	0	0	.000	0	1	1	1.2	0	0	0	1	0	0	0	0.3	
Rutgers	1/3/20	2	0	0	.000	0	0	.000	0	0	.000	0	0	0	1.0	0	0	0	0	0	0	0	0.3	
Iowa	1/7/20	DNP																						
at Northwestern	1/11/20	DNP																						
at No. 21 Ohio State	1/14/20	1	0	0	.000	0	0	.000	0	0	.000	0	0	0	0.9	0	0	0	0	0	0	0	0.3	
Indiana	1/18/20	DNP																						
at Wisconsin	1/21/20	1	0	0	.000	0	0	.000	0	0	.000	1	0	1	0.9	0	0	0	0	1	0	0	0.2	
at No. 24 Rutgers	1/25/20	DNP																						
Michigan	1/28/20	2	0	0	.000	0	0	.000	0	0	.000	0	0	0	0.8	1	0	0	0	0	0	0	0.2	
No. 24 Penn State	2/1/20	3	2	2	1.000	0	0	.000	0	1	.000	0	2	2	0.9	0	0	1	0	0	1	4	0.5	
at No. 17 Iowa	2/8/20	11	2	2	1.000	0	0	.000	0	1	.000	2	1	3	1.1	3	0	0	1	0	4	0.8		
at No. 9 Maryland	2/11/20	0	0	0	.000	0	0	.000	0	0	.000	0	0	0	1.0	1	0	0	0	1	0	0	0.8	
Wisconsin	2/15/20	6	0	0	.000	0	0	.000	0	0	.000	1	0	1	1.0	2	0	0	0	1	0	0	0.7	
at Illinois	2/24/20	3	0	0	.000	0	0	.000	0	0	.000	0	0	0	0.9	0	0	0	0	0	0	0	0.6	
Totals		0	43	4	6	.667	0	1	.000	2	6	.333	4	10	14	0.9	8	0	1	2	4	3	10	0.6

NOTING AROP

- True freshman who has seen limited duty in his first season at Nebraska, playing in 16 games
- Played three minutes in the first half against Illinois, but did not have any stats
- Played six minutes in the second half against Wisconsin and had one rebound and a steal
- Was used as a defensive replacement and had a steal at No. 9 Maryland
- Played a season-high 11 minutes at No. 17 Iowa, finishing with four points, three rebounds and a blocked shot
- Has his first two career field goals, two boards and a steal in three minutes of work against Penn State
- Was held scoreless in two minutes against Michigan
- Had an offensive rebound and a blocked shot in limited action at Wisconsin
- Played the final two minutes against Rutgers
- Grabbed a rebound in the final two minutes against Texas A&M-Corpus Christi
- Was used as a defensive sub against Indiana late in the game
- Earned his most extensive time against Creighton, totaling two points, four rebounds and a blocked shot in four minutes
- Played the final minute against Georgia Tech
- Had a rebound in a minute of work against South Dakota State
- Grabbed a rebound in his collegiate debut against UC Riverside
- 2019 Gatorade Player of the Year in Nebraska who averaged 19.4 points, 10.9 rebounds and 2.6 blocks per game as a senior at Omaha Creighton Prep High School
 - First-team all-state selection by the Omaha World-Herald and Lincoln Journal Star after recording 19 double-doubles as a senior
- Totaled 1,268 points on 66 percent shooting, 733 rebounds and 162 blocks in three seasons at Creighton Prep
- Was AAU teammates with fellow Husker freshmen Jace Piatkowski, Charlie Easley and Bret Porter
- One of nine kids in the family, including older brother, Aguek, who plays basketball at San Diego State

MISC. STATS

Category	2019-20	Career
Double-Figure Scoring	0	0
Double-Figure Rebounding	0	0
Double-Figure Assists	0	0
Double-Doubles	0	0
Led NU in Scoring	0	0
Led NU in Rebounding	0	0
Led NU in Assists	0	0
20+ Point Games	0	0
30+ Point Games	0	0

TOP PERFORMANCES OF 2019-20

Category	No.	Opponent (Date)
Points	4	Penn State (2/1/20)
	4	at Iowa (2/8/20)
	2	at Creighton (12/7/19)
Rebounds	4	at Creighton (12/7/19)
	3	at Iowa (2/8/20)
	2	Penn State (2/1/20)
Assists	1	Penn State (2/1/20)



#1 KEVIN CROSS | 6-8 | 240 | Fr. | F | Little Rock, Ark.

CAREER STATS

Year	Total											Rebounds													
	GP	GS	Min	Avg	FG	FGA	Pct	3FG	3FGA	Pct	FT	FTA	Pct	Off	Def	Tot	Avg	PF	FO	Ast	TO	Blk	Stl	Pts	Avg
2019-20	27	2	496	18.4	70	198	.354	26	94	.277	23	36	.639	25	79	104	3.9	59	1	34	31	8	7	189	7.0
TOTAL	27	2	496	18.4	70	198	.354	26	94	.277	23	36	.639	25	79	104	3.9	59	1	34	31	8	7	189	7.0

2019-20 GAME BY GAME

Opponent	Date	GS	Min	TOTAL			3-PTS			REBOUNDS			PF	FO	A	TO	Blk	Stl	Pts	Avg				
				FG	FGA	Pct	3FG	FGA	Pct	FT	FTA	Pct									Off	Def	Tot	Avg
UC Riverside	11/05/19	14	10	1	10	.100	1	6	.167	1	2	.500	3	0	3	3.0	2	0	0	0	4	4.0		
Southern Utah	11/09/19	36	15	8	15	.533	1	3	.333	2	2	1.000	3	2	5	4.0	1	0	2	1	0	19	11.5	
South Dakota St.	11/15/19	17	5	4	5	.800	1	1	1.000	1	1	1.000	0	2	2	3.3	4	0	0	1	2	0	10	11.0
Southern	11/22/19	23	6	4	6	.667	0	2	.000	0	2	.000	0	1	1	2.8	0	0	2	0	0	8	10.3	
vs. Washington St.	11/25/19	26	8	6	8	.750	2	4	.500	0	2	.000	0	8	8	3.8	0	0	1	3	2	0	14	11.0
vs. George Mason	11/26/19	20	8	4	8	.500	3	5	.600	0	0	.000	1	4	5	4.0	1	0	1	2	1	0	11	11.0
vs. South Florida	11/27/19	16	5	0	5	.000	0	2	.000	0	0	.000	0	1	1	3.6	0	0	1	1	0	0	0	9.4
at Georgia Tech	12/04/19	17	6	1	6	.167	0	3	.000	0	0	.000	1	4	5	3.8	1	0	1	2	0	0	2	8.5
at Creighton	12/7/19	10	3	0	3	.000	0	2	.000	0	2	.000	0	1	1	3.4	1	0	0	1	0	0	0	7.6
at Indiana	12/13/19	13	3	1	3	.333	0	2	.000	1	2	.500	3	4	7	3.8	2	0	2	0	0	0	3	7.1
Purdue	12/15/19	23	8	3	8	.375	1	4	.250	0	0	.000	1	6	7	4.1	1	0	3	1	0	1	7	7.1
North Dakota	12/21/19	15	9	3	9	.333	1	4	.250	2	3	.667	3	2	5	4.2	4	0	1	3	0	0	9	7.3
TAMU-Corpus Christi	12/29/19	15	4	1	4	.250	0	1	.000	0	0	.000	2	4	6	4.3	2	0	3	1	0	1	2	6.8
Rutgers	1/3/20	19	9	2	9	.222	0	4	.000	3	3	1.000	2	2	4	4.3	1	0	0	0	0	0	7	6.9
Iowa	1/7/20	18	8	3	8	.375	1	3	.333	4	5	.800	1	4	5	4.3	3	0	0	1	0	1	11	7.1
at Northwestern	1/11/20	21	11	3	11	.273	3	7	.429	0	0	.000	2	3	5	4.4	1	0	2	0	0	0	9	7.3
at No. 21 Ohio State	1/14/20	10	4	2	4	.500	1	1	1.000	0	0	.000	1	1	2	4.2	4	0	0	1	0	0	5	7.1
Indiana	1/18/20	16	5	1	5	.200	1	3	.333	2	2	1.000	0	2	2	4.1	5	1	1	2	0	0	5	7.0
at Wisconsin	1/21/20	21	11	6	11	.545	3	5	.600	2	3	.667	0	2	2	4.0	3	0	1	0	0	3	17	7.5
at No 24 Rutgers	1/25/20	17	2	8	2	.250	0	3	.000	0	0	.000	0	5	5	4.1	3	0	3	0	0	0	4	7.4
Michigan	1/28/20	21	11	6	11	.545	3	5	.600	2	2	1.000	0	4	4	4.0	4	0	2	3	0	0	17	7.8
No. 24 Penn State	2/1/20	21	2	2	8	.250	1	3	.333	0	1	.000	2	3	5	4.1	2	0	0	0	1	0	5	7.7
at No. 17 Iowa	2/8/20	17	6	1	6	.167	0	4	.000	2	2	1.000	0	5	5	4.1	3	0	5	2	0	0	4	7.5
at No. 9 Maryland	2/11/20	*	23	2	10	.200	1	6	.167	0	0	.000	0	4	4	4.1	4	0	2	3	0	1	5	7.4
Wisconsin	2/15/20	*	17	1	6	.167	1	5	.200	1	2	.500	0	1	1	4.0	4	0	1	0	0	0	4	7.3
Michigan State	2/20/20	16	6	1	6	.167	1	5	.200	0	0	.000	0	3	3	4.0	1	0	1	1	0	0	3	7.1
at Illinois	2/24/20	14	5	2	5	.400	0	1	.000	0	0	.000	0	1	1	3.9	2	0	1	1	1	0	4	7.0
Totals	2	496	70	198	.354	26	94	.277	23	36	.639	25	79	104	3.9	59	1	34	31	8	7	189	7.0	

NOTING CROSS

- True freshman who is splitting time at center and can step out to 3-point range
- Had four points and a rebound in 14 minutes against Illinois
- Came off the bench and had three points and three boards vs. Michigan State
- Made his first start at No. 9 Maryland, finishing with five points, four boards and two assists
- Had four points, five rebounds and a career-high five assists in 16 minutes at No. 17 Iowa
- Shined against Michigan with 17 points, including a trio of 3-pointers, four boards and two assists
- Provided a big spark off the bench, scoring 17 points, including a trio of 3-pointers, and three steals at Wisconsin
- Finished with nine points, including a career-high three 3-pointers, at Northwestern
- Made a big contribution off the bench with 11 points, including eight in the second half, and five boards vs. Iowa
- Tallied seven points and four boards in 19 minutes off the bench against Rutgers
- Turned in a solid effort against Texas A&M-CC with six rebounds and three assists in 15 minutes of work
- Came off the bench to score nine points and grab five rebounds against North Dakota
- Finished with seven points, seven rebounds and three assists in a win over Purdue
- Had three points, but chipped in seven rebounds and two assists at Indiana
- Totaled 11 points - all in the second half - and tied for team high with five rebounds against George Mason
- Finished with 14 points on 6-of-8 shooting and a season-high eight rebounds in a win over Washington State
- Scored all eight points of his in the second half against Southern and added two assists in the overtime win
- Came off the bench with 10 points on 4-of-5 shooting in 17 minutes against South Dakota State
- Led Nebraska with 19 points on 8-of-15 shooting against Southern Utah, as his 19 points were the most by a Husker freshman since 2013
- Two-time all-state performer at Mills University Studies High School helping his team to state runner-up finishes in 2018 and 2019
- Averaged 18 points, 10 rebounds and two assists per game as a senior, earning second-team all-state (all classes) recognition by the Arkansas Democrat Gazette

MISC. STATS

Category	2019-20	Career
Double-Figure Scoring	7	7
Double-Figure Rebounding	0	0
Double-Figure Assists	0	0
Double-Doubles	0	0
Led NU in Scoring	1	1
Led NU in Rebounding	2	2
Led NU in Assists	1	1
20+ Point Games	0	0
30+ Point Games	0	0

TOP PERFORMANCES OF 2019-20

Category	No.	Opponent (Date)
Points	19	Southern Utah (11/9/19)
	17	at Wisconsin (1/21/20)
	17	Michigan (1/28/20)
Rebounds	8	vs. Washington State (11/25/19)
	7	at Indiana (12/13/19)
	7	Purdue (12/15/19)
Assists	5	at Iowa (2/8/20)
	3	Purdue (12/15/19)
	3	at Rutgers (1/24/20)
	3	Texas A&M-CC (12/29/19)



#3 CAM MACK | 6-2 | 175 | So. | G | Austin, Texas

CAREER STATS

Year	GP	GS	Total										Rebounds				PF	FO	Ast	TO	Blk	Stl	Pts	Avg	
			Min	Avg	FG	FGA	Pct	3FG	3FGA	Pct	FT	FTA	Pct	Off	Def	Tot									Avg
2019-20	26	23	898	34.5	109	282	.387	39	116	.336	55	95	.579	25	97	122	4.7	62	1	170	68	11	33	312	12.0
TOTAL	26	23	898	34.5	109	282	.387	39	116	.336	55	95	.579	25	97	122	4.7	62	1	170	68	11	33	312	12.0

2019-20 GAME BY GAME

Opponent	Date	GS	Min	TOTAL			3-PTS			REBOUNDS			PF	FO	A	TO	Blk	Stl	Pts	Avg				
				FG	FGA	Pct	3FG	FGA	Pct	FT	FTA	Pct									Off	Def	Tot	Avg
UC Riverside	11/05/19	*	32	4	13	.308	2	5	.400	1	2	.500	3	6	9	9.0	1	0	3	2	0	11	11.0	
Southern Utah	11/09/19	*	42	5	14	.357	0	6	.000	3	6	.500	1	6	7	8.0	2	0	11	3	1	2	13	12.0
South Dakota St.	11/15/19	*	35	8	14	.571	3	6	.500	5	7	.714	1	1	2	6.0	2	0	4	1	0	3	24	16.0
Southern	11/22/19	*	36	6	11	.545	0	0	.000	4	7	.571	1	1	2	5.0	3	0	8	3	0	1	16	16.0
vs Washington St.	11/25/19	*	37	2	8	.250	0	2	.000	6	11	.545	1	7	8	5.6	5	1	6	5	0	3	10	14.8
vs George Mason	11/26/19	*	30	4	9	.444	1	3	.333	0	0	.000	1	1	2	5.0	4	0	3	4	0	0	9	13.8
vs. South Florida	11/27/19	*	27	2	5	.400	0	0	.000	1	2	.500	1	3	4	4.9	1	0	7	1	0	2	5	12.6
at Georgia Tech	12/04/19	*	35	4	11	.364	1	3	.333	2	4	.500	1	1	2	4.5	4	0	6	3	1	1	11	12.4
at Creighton	12/7/19	*	30	4	9	.444	1	3	.333	3	5	.600	0	2	2	4.2	3	0	3	2	1	1	12	12.3
at Indiana	12/13/19	*	45	5	14	.357	3	8	.375	2	2	1.000	0	3	3	4.1	3	0	10	4	0	2	15	12.6
Purdue	12/15/19	*	35	4	7	.571	3	4	.750	0	0	.000	2	8	10	4.6	2	0	12	3	1	1	11	12.5
North Dakota	12/21/19	*	38	7	9	.778	3	5	.600	2	4	.500	2	5	7	4.8	4	0	7	5	0	1	19	13.0
TAMU-Corpus Christi	12/29/19	*	31	3	9	.333	1	4	.250	3	4	.750	0	3	3	4.7	1	0	5	2	0	3	10	12.8
Rutgers	1/3/20	*	32	3	8	.375	2	5	.400	3	5	.600	2	3	5	4.7	3	0	6	2	0	1	11	12.6
Iowa	1/7/20	*	39	6	13	.462	2	7	.286	1	2	.500	0	2	2	4.5	0	0	10	1	0	0	15	12.8
at Northwestern	1/11/20	*	40	4	13	.308	1	6	.167	2	5	.400	2	8	10	4.9	1	0	7	3	0	0	11	12.7
at No. 21 Ohio State	1/14/20	*	37	5	15	.333	0	4	.000	0	0	.000	1	1	2	4.7	4	0	6	1	2	1	10	12.5
Indiana	1/18/20	*	37	5	15	.333	3	8	.375	7	11	.636	0	3	3	4.6	3	0	9	3	1	0	20	12.9
at Wisconsin	1/21/20	*	36	5	15	.333	2	7	.286	2	3	.667	0	7	7	4.7	1	0	6	3	1	0	14	13.0
at No 24 Rutgers	1/25/20	*	30	6	7	.857	4	5	.800	0	1	1	4.6	2	0	4	3	1	4	3	1	1	19	13.3
Michigan	1/28/20	*	38	7	14	.500	5	7	.714	0	2	.000	3	4	7	4.7	3	0	9	3	0	1	19	13.6
No. 24 Penn State	2/1/20	*	22	0	6	.000	0	2	.000	0	0	.000	1	0	1	4.5	3	0	3	3	0	0	0	13.0
at No. 17 Iowa	2/8/20	*	31	5	12	.417	1	5	.200	2	2	1.000	0	4	4	4.5	3	0	3	5	1	3	13	13.0
at No. 9 Maryland	2/11/20	*	37	1	10	.100	0	4	.000	2	4	.500	1	3	4	4.5	2	0	8	3	0	2	4	12.6
Wisconsin	2/15/20	*	36	3	13	.231	1	5	.200	1	2	.500	1	8	9	4.6	0	0	8	0	0	1	8	12.4
Michigan State	2/20/20	*	30	1	8	.125	0	2	.000	0	0	.000	0	6	6	4.7	2	0	6	0	1	3	2	12.0
at Illinois	2/24/20	DNP (Injury)																						
Totals		23	898	109	282	.387	39	116	.336	55	95	.579	25	97	122	4.7	62	1	170	68	11	33	312	12.0

NOTING MACK

- Junior college transfer who has emerged as the Huskers' starting point guard
- Was held to two points, but had six assists, six rebounds and three steals vs. Michigan State
- Flirted with a triple double with eight points, eight assists and nine rebounds vs. Wisconsin
- Chipped in 13 points, three assists, four boards and three steals at No. 17 Iowa
- Finished with 19 points, including five 3-pointers, nine assists and seven boards against Michigan
- Had 16 of his team-high 19 points in the second half at Rutgers, hitting a then-career-high four 3-pointers
- Totaled 14 points, seven rebounds and six assists in the loss at Wisconsin
- Posted his second 20-point game of the year with 20 points and nine assists against Indiana
- Nearly posted a triple double with 11 points, 10 rebounds and seven assists at Northwestern
- Posted his fourth double-double of the season with 15 points and 10 assists vs. Iowa
- Finished with 11 points, six assists and five boards against Rutgers
- Had 10 points, five assists and three steals in the win over Texas A&M-Corpus Christi
- Totaled a team-high 19 points along with seven rebounds and seven assists against North Dakota
- Recorded the first triple-double in school history against Purdue with 11 points, 12 assists and 10 rebounds and is the first Husker in at least 30 years with a points-assists double-double in consecutive games
 - Shined against Indiana with a double-double, finishing with 15 points, including a trio of 3-pointers, and 10 assists
 - Came off the bench with 12 points and three assists at Creighton
 - Finished with 11 points and six assists in the loss at Georgia Tech
 - Posted 10 points, eight rebounds and six assists vs. Washington State
 - Finished with 16 points and eight assists in the win over Southern
 - Posted his first 20-point game with 24 points, four assists and three steals in the win over South Dakota State
 - Dished out 11 assists while scoring 13 points and snaring seven rebounds against Southern Utah
 - Nearly posted a double-double in his Husker debut with 11 points and nine rebounds against UC Riverside
 - Rated as the top point guard and No. 3 overall JC player in the country according to JUCORecruiting.com
 - Garnered first-team All-Region 18 honors at Salt Lake Community College, averaging 19.1 points, 7.6 assists, 5.9 rebounds and 2.4 steals per game in 2018-19
 - Ranked fifth nationally in NJCAA in assists per game while finishing 24th nationally in steals per game
 - Totaled five 30-point games and had 10-or-more assists nine times in his year at the school
 - Led Christian Life Preparatory High School to a Texas Christian Athletic League Class 4A state championship as a senior, averaging 24.5 points, 2.5 rebounds, 1.5 steals and 1.2 assists per game

MISC. STATS

Category	2019-20	Career
Double-Figure Scoring	20	20
Double-Figure Rebounding	2	2
Double-Figure Assists	4	4
Double-Doubles	5	5
Triple-Doubles	1	1
Led NU in Scoring	7	7
Led NU in Rebounding	5	5
Led NU in Assists	23	23
20+ Point Games	2	2
30+ Point Games	0	0

TOP PERFORMANCES OF 2019-20

Category	No.	Opponent (Date)
Points	24	South Dakota State (11/15/19)
	20	Indiana (1/18/20)
	19	North Dakota (12/21/19)
	19	at Rutgers (1/24/20)
	19	Michigan (1/28/20)
Rebounds	10	Purdue (12/15/19)
	10	at Northwestern (1/11/20)
	9	UC Riverside (11/5/19)
	9	Wisconsin (2/15/20)
Assists	12	Purdue (12/15)
	11	Southern Utah (11/9/19)
	10	at Indiana (12/13/19)
	10	Iowa (1/7/20)



#11 DACHON BURKE JR. | 6-4 | 180 | Jr. | G | Orange, N.J.

CAREER STATS

Year	GP	GS	Total		Total									Rebounds				PF	FO	Ast	TO	Blk	Stl	Pts	Avg
			Min	Avg	FG	FGA	Pct	3FG	3FGA	Pct	FT	FTA	Pct	Off	Def	Tot	Avg								
2016-17*	33	17	755	22.9	95	226	.420	14	44	.318	47	64	.734	49	79	128	3.9	74	4	24	58	11	51	251	7.6
2017-18*	32	32	1044	32.6	210	458	.459	44	130	.338	98	156	.628	59	125	184	5.8	81	0	80	86	16	67	562	17.6
2019-20	26	24	723	27.8	119	298	.399	28	98	.286	41	72	.569	23	70	93	3.6	48	0	33	35	16	33	307	11.8
TOTAL	26	24	723	27.8	119	298	.399	28	98	.286	41	72	.569	23	70	93	3.6	48	0	33	35	16	33	307	11.8
<i>All*</i>	<i>91</i>	<i>73</i>	<i>2522</i>	<i>27.7</i>	<i>424</i>	<i>982</i>	<i>.432</i>	<i>86</i>	<i>272</i>	<i>.316</i>	<i>186</i>	<i>292</i>	<i>.637</i>	<i>131</i>	<i>274</i>	<i>405</i>	<i>4.5</i>	<i>203</i>	<i>4</i>	<i>137</i>	<i>179</i>	<i>43</i>	<i>151</i>	<i>1120</i>	<i>12.3</i>

2019-20 GAME BY GAME

Opponent	Date	GS	Min	TOTAL			3-PTS			REBOUNDS			PF	FO	A	TO	Blk	Stl	Pts	Avg					
				FG	FGA	Pct	3FG	3FGA	Pct	FT	FTA	Pct									Off	Def	Tot	Avg	
UC Riverside	11/05/19	*	23	2	7	.286	0	3	.000	3	4	.750	0	2	2	2.0	0	0	0	2	1	7	7.0		
Southern Utah	11/09/19	*	33	4	10	.400	1	4	.250	4	4	1.000	0	4	4	3.0	4	0	2	1	1	1	13	10.0	
South Dakota State	11/15/19	*	28	5	13	.385	1	4	.250	6	9	.667	3	4	7	4.3	2	0	1	0	0	1	17	12.3	
Southern	11/22/19	*	17	3	6	.500	2	3	.667	1	6	.167	1	2	3	4.0	1	0	1	0	2	0	9	11.5	
vs Washington St.	11/25/19	*	29	5	13	.385	1	2	.500	3	4	.750	1	4	5	4.2	0	0	2	0	0	1	14	12.0	
vs George Mason	11/26/19	*	31	5	12	.417	2	5	.400	2	4	.500	0	2	2	3.8	1	0	1	4	1	5	14	12.3	
vs. South Florida	11/27/19	*	31	8	11	.727	3	5	.600	2	4	.500	1	3	4	3.9	2	0	1	1	1	0	21	13.6	
at Georgia Tech	12/04/19	*	20	1	9	.111	1	5	.200	1	2	.500	0	1	1	3.5	1	0	1	0	0	0	4	12.4	
at Creighton	12/7/19	*	29	4	12	.333	0	2	.000	1	3	.333	1	6	7	3.9	2	0	2	2	0	2	9	12.0	
at Indiana	12/13/19	*	40	9	16	.563	4	8	.500	3	4	.750	0	1	1	3.6	4	0	2	2	0	2	25	13.3	
Purdue	12/15/19	*	32	7	13	.538	4	7	.571	0	1	.000	1	6	7	3.9	3	0	2	1	1	2	18	13.7	
North Dakota	12/21/19	*	32	5	12	.417	0	2	.000	0	1	.000	1	2	3	3.8	1	0	1	0	0	3	10	13.4	
TAMU-Corpus Christi	12/29/19	*	21	1	13	.077	0	4	.000	2	4	.500	2	4	6	4.0	1	0	0	1	3	2	4	12.7	
Rutgers	1/3/20	*	26	2	9	.222	0	4	.000	1	4	.250	4	1	5	4.1	1	0	1	2	2	1	5	12.1	
Iowa	1/7/20	*	28	5	8	.625	1	3	.333	2	3	.667	0	1	1	3.9	4	0	0	2	0	0	13	12.2	
at Northwestern	1/11/20	*	33	3	14	.214	1	5	.200	0	0	.000	0	6	6	4.0	1	0	2	0	1	2	7	11.9	
at No. 21 Ohio State	1/14/20	*	27	4	11	.364	0	2	.000	1	2	.500	2	2	4	4.0	1	0	2	2	0	1	9	11.7	
Indiana	1/18/20	*	28	5	12	.417	0	4	.000	2	4	.500	1	3	4	4.0	1	0	0	1	0	2	12	11.7	
at Wisconsin	1/21/20	*	36	10	14	.714	0	2	.000	0	0	.000	0	8	8	4.2	2	0	1	2	1	1	20	12.2	
at No 24 Rutgers	1/25/20	*	23	1	8	.125	0	2	.000	0	0	.000	1	1	2	4.1	2	0	5	2	0	1	2	11.7	
Michigan	1/28/20	*	27	3	12	.250	0	4	.000	1	2	.500	0	1	1	4.0	3	0	2	2	1	0	7	11.4	
No. 24 Penn State	2/1/20	*	27	5	15	.333	1	3	.333	0	0	.000	2	1	3	3.9	3	0	1	2	0	2	11	11.4	
at No. 17 Iowa	2/8/20	*	22	5	10	.500	0	1	.000	2	2	1.000	2	2	4	3.9	1	0	0	2	0	1	12	11.4	
at No. 9 Maryland	2/11/20		DNP (Sickness)																						
Wisconsin	2/15/20		21	4	9	.444	2	4	.500	0	0	.000	0	2	2	3.8	2	0	2	0	0	0	10	11.4	
Michigan State	2/20/20		25	7	15	.467	4	8	.500	3	4	.750	0	0	0	3.7	3	0	2	1	0	1	21	11.8	
at Illinois	2/24/20	*	34	6	14	.429	0	2	.000	1	1	1.000	0	1	1	3.6	2	0	1	1	1	1	13	11.8	
Totals			24	723	119	298	.399	28	98	.286	41	72	.569	23	70	93	3.6	48	0	33	35	16	33	307	11.8

NOTING BURKE

- Stated NU's first 23 games as Nebraska has utilized a four-guard lineup in 2019-20
- Returned to the starting lineup and had 13 points against Illinois
- Came off the bench and had 21 points, including 18 in the first half, against Michigan State, hitting four 3-pointers
- Did not play at No. 9 Maryland because of illness, but had 10 points in 21 minutes off the bench vs. Wisconsin
- Had 12 points and four rebounds in 22 minutes at No. 17 Iowa
- Tallied 11 points, three boards and two steals in 27 minutes vs. No. 24 Penn State
- Dished out a season-high five assists at Rutgers, but was held to two points on 1-of-8 shooting
- Posted his third 20-point game of the year at Wisconsin with 20 points on 10-of-14 shooting, and a season-high eight rebounds in 36 minutes
 - Finished with 12 points, four rebounds and two steals against Indiana
 - Finished with 13 points in the win over Iowa
 - Held to just four points, but grabbed six rebounds and blocked a season-high three shots vs. Texas A&M-CC
 - Finished with 10 points, three rebounds and three steals vs. North Dakota
 - Led Nebraska with 18 points, including 4-of-7 from 3-point range, and seven rebounds in a win over Purdue
 - Scored a season-high 25 points at Indiana, including a game-tying 3-pointer with 1.0 second left in regulation, as went 9-of-16 from the field and had four 3-pointers
 - Nearly had a double-double with nine points and a season-high seven boards at Creighton
 - Enjoyed a strong performance at the Cayman Islands Classic, averaging 16.3 points per game on 50 percent shooting, 3.7 steals and 2.0 steals per game
 - Totaled a season-high 21 points on 8-of-11 shooting including two crucial 3-pointers after South Florida pulled within one in the second half
 - Totaled 14 points - including Nebraska's first 12 points - and a season-high five steals in the loss to George Mason
 - Had 14 points and five rebounds in the win over Washington State
 - Finished with nine points and two blocked shots in the overtime win over Southern
 - Tallied a season-high 17 points and seven boards in 28 minutes of work against South Dakota State
 - Reached double figures for the first time at Nebraska with 13 points and four rebounds vs. Southern Utah
 - Sat out the 2018-19 season after transferring from Robert Morris
 - Earned second-team All-Northeast Conference honors in 2017-18, averaging 17.6 points, 5.8 rebounds and 2.1 assists per game, as he led the NEC in steals and was fourth in scoring
 - Four-time conference player of the week who reached double figures 30 times as a sophomore

MISC. STATS

Category	2019-20	Career*
Double-Figure Scoring	16	57
Double-Figure Rebounding	0	3
Double-Figure Assists	0	0
Double-Doubles	0	3
Led NU in Scoring	5	5
Led NU in Rebounding	3	3
Led NU in Assists	1	1
20+ Point Games	4	14
30+ Point Games	0	0

*Includes Robert Morris

TOP PERFORMANCES OF 2019-20

Category	No.	Opponent (Date)
Points	25	at Indiana (12/13/19)
	21	Michigan State (2/20/20)
	21	vs. South Florida (11/27/19)
	20	at Wisconsin (1/21/20)
Rebounds	8	at Wisconsin (1/21/20)
	7	Purdue (12/15/19)
	7	South Dakota State (11/15/19)
	7	at Creighton (12/7/19)
Assists	5	at Rutgers (1/24/20)



#22 HAANIF CHEATHAM | 6-5 | 195 | Sr. | G | Fort Lauderdale, Fla.

CAREER STATS

Year	GP	GS	Total										Rebounds						PF	FO	Ast	TO	Blk	Stl	Pts	Avg
			Min	Avg	FG	FGA	Pct	3FG	3FGA	Pct	FT	FTA	Pct	Off	Def	Tot	Avg									
2015-16*	33	33	974	29.5	131	268	.489	29	75	.387	100	122	.820	13	98	111	3.4	67	1	73	88	1	34	391	11.8	
2016-17*	32	25	814	25.4	93	203	.458	13	40	.325	79	103	.767	22	101	123	3.8	49	0	71	51	4	23	278	8.7	
2017-18*	5	5	131	26.2	16	37	.432	5	13	.385	4	7	.571	2	12	14	2.8	7	0	7	8	0	5	41	8.2	
2018-19*	10	10	273	27.3	49	108	.454	8	22	.364	26	40	.650	4	44	48	4.8	12	0	19	24	2	12	132	13.2	
2019-20	27	27	854	31.6	121	250	.484	25	73	.342	71	105	.676	11	91	102	3.8	33	0	38	34	7	25	338	12.5	
TOTAL	27	27	854	31.6	121	250	.484	25	73	.342	71	105	.676	11	91	102	3.8	33	0	38	34	7	25	338	12.5	
All*	107	100	3046	28.5	410	866	.473	80	223	.359	280	377	.743	52	346	398	3.7	168	1	208	205	14	99	1180	11.0	

2019-20 GAME BY GAME

Opponent	Date	GS	Min	TOTAL			3-PTS			REBOUNDS			PF	FO	A	TO	Blk	Stl	Pts	Avg				
				FG	FGA	Pct	3FG	FGA	Pct	FT	FTA	Pct									Off	Def	Tot	Avg
UC Riverside	11/05/19	*	26	0	3	.000	0	2	.000	1	2	.500	0	2	2	2.0	0	0	3	1	0	1	1	1.0
Southern Utah	11/09/19	*	35	1	3	.333	0	0	.000	2	5	.400	0	5	5	3.5	3	0	1	1	1	2	4	2.5
South Dakota St.	11/15/19	*	30	8	11	.727	0	2	.000	1	3	.333	1	5	6	4.3	1	0	3	1	1	0	17	7.3
Southern	11/22/19	*	34	2	5	.400	0	1	.000	1	3	.333	0	7	7	5.0	1	0	2	0	0	1	5	6.8
vs. Washington St.	11/25/19	*	34	8	10	.800	2	3	.667	1	2	.500	1	6	7	5.4	3	0	0	3	0	0	19	9.2
vs. George Mason	11/26/19	*	31	5	9	.556	2	4	.500	1	2	.500	0	1	1	4.7	0	0	0	0	0	1	13	9.8
vs. South Florida	11/27/19	*	37	8	11	.727	1	1	1.000	9	11	.818	0	3	3	4.4	3	0	0	2	0	0	26	12.1
at Georgia Tech	12/04/19	*	35	6	11	.545	0	1	.000	2	4	.500	2	9	11	5.3	2	0	2	3	0	2	14	12.4
at Creighton	12/7/19	*	32	5	12	.417	0	2	.000	4	5	.800	1	4	5	5.2	1	0	1	1	0	0	14	12.6
at Indiana	12/13/19	*	41	7	15	.467	2	6	.333	5	6	.833	0	6	6	5.3	2	0	3	0	0	0	21	13.4
Purdue	12/15/19	*	36	4	11	.364	1	5	.200	0	0	.000	0	1	1	4.9	1	0	4	2	0	2	9	13.0
North Dakota	12/21/19	*	33	4	7	.571	0	1	.000	2	2	1.000	0	2	2	4.7	2	0	0	1	1	1	10	12.8
TAMU-Corpus Christi	12/29/19	*	30	4	8	.500	1	1	1.000	8	9	.889	0	3	3	4.5	0	0	0	0	1	2	17	13.1
Rutgers	1/3/20	*	34	5	12	.417	2	4	.500	4	6	.667	1	2	3	4.4	1	0	1	0	0	1	16	13.3
Iowa	1/7/20	*	34	4	8	.500	3	4	.750	3	8	.375	2	4	6	4.5	0	0	2	0	1	1	14	13.3
at Northwestern	1/11/20	*	31	4	12	.333	1	4	.250	1	2	.500	0	1	1	4.3	2	0	0	2	1	3	10	13.1
at No. 21 Ohio State	1/14/20	*	30	4	10	.400	1	4	.250	0	0	.000	0	3	3	4.2	1	0	1	1	0	0	9	12.9
Indiana	1/18/20	*	34	4	10	.400	2	5	.400	0	1	.000	0	1	1	4.1	0	0	3	1	0	0	10	12.7
at Wisconsin	1/21/20	*	21	1	5	.200	0	1	.000	0	0	.000	0	0	0	3.8	0	0	2	0	0	0	2	12.2
at No 24 Rutgers	1/25/20	*	26	3	9	.333	0	3	.000	4	4	1.000	0	2	2	3.8	1	0	2	2	0	0	10	12.1
Michigan	1/28/20	*	33	7	11	.636	0	1	.000	3	4	.750	0	2	2	3.7	2	0	0	1	0	0	17	12.3
No. 24 Penn State	2/1/20	*	35	5	10	.500	2	3	.667	3	6	.500	1	7	8	3.9	0	0	2	3	0	2	15	12.4
at No. 17 Iowa	2/8/20	*	15	0	2	.000	0	0	.000	0	0	.000	0	0	0	3.7	2	0	1	0	0	0	0	11.9
at No. 9 Maryland	2/11/20	*	26	7	11	.636	1	4	.250	5	6	.833	1	5	6	3.8	4	0	0	1	0	0	20	12.2
Wisconsin	2/15/20	*	35	7	12	.583	1	2	.500	2	2	1.000	1	2	3	3.8	0	0	2	1	0	0	17	12.4
Michigan State	2/20/20	*	31	4	9	.444	1	4	.250	5	6	.833	0	1	1	3.7	0	0	3	2	2	5	14	12.5
at Illinois	2/24/20	*	35	4	13	.308	2	5	.400	4	6	.667	0	7	7	3.8	1	0	2	3	0	1	14	12.5
Totals		27	854	121	250	.484	25	73	.342	71	105	.676	11	91	102	3.8	33	0	38	34	7	25	338	12.5

• Cayman Islands Classic All-Tournament Team

NOTING CHEATHAM

- Cheatham is the only active senior on NU's roster and has totaled nearly 1,200 career points
- Paced the Huskers with 14 points and added seven boards and two steals at Illinois
- Had 14 points, three assists and a career-high five steals against Michigan State
- Led NU with 17 points on 7-of-12 shooting against Wisconsin
- Bounced back from a calf injury and had a game-high 20 points on 7-of-11 shooting and six caroms at No. 9 Maryland
- Led NU with 15 points, including a pair of 3-pointers, eight boards and two steals vs. No. 24 Penn State
- Finished with 17 points on 7-of-11 shooting in the loss to Michigan
- Totaled 10 points, including a pair of 3-pointers, and three assists against Indiana
- Held to nine points and three boards in the loss to No. 21 Ohio State, snapping a streak of five straight games in double figures
- Had 13 of his 14 points in the first half in the win over Iowa and added six boards
- Paced NU with 16 points and three rebounds against Rutgers
- Led Nebraska with 17 points, including 8-of-9 from the foul line, in the win over Texas A&M-CC
- Came up big at Indiana, finishing with 21 points and six rebounds in a season-hih 41 minutes of work
- Recorded his first career double-double with 14 points and a career-high 11 rebounds at Georgia Tech
- Earned a spot on the Cayman Islands Classic All-Tournament team, averaging 19.3 points per game on 70 percent shooting along with 3.7 rebounds per game
- Scored a career-high 26 points in the win over South Florida, hitting 8-of-11 shots from the field and 9-of-11 from the foul line.
- Led NU with 19 points on 8-of-10 shooting along with seven rebounds in the victory over Washington State
- Shined in the win over South Dakota State with 17 points on 8-of-11 shooting, six boards and three assists
- Spent the 2018-19 season at Florida Gulf Coast, averaging 13.2 points and 4.8 rebounds per game, as he reached double figures eight times in 10 games before missing the rest of the season with a shoulder injury
- Began his collegiate career at Marquette, where he spent two-plus seasons, and was named the team's best defensive player in 2015-16 and 2016-17
- Earned All-Big East Freshman team honors, averaging 11.8 points, 3.4 rebounds and 2.2 assists per game as he started all 33 games
- Was a top-100 recruit by all the major recruiting services at Pembroke Pines Charter High School, where he averaged 24.0 points, 5.0 rebounds and 3.0 assists per game

MISC. STATS

Category	2019-20	Career*
Double-Figure Scoring	20	65
Double-Figure Rebounding	1	1
Double-Figure Assists	0	0
Double-Doubles	1	1
Led NU in Scoring	10	10
Led NU in Rebounding	3	3
Led NU in Assists	2	2
20+ Point Games	3	11
30+ Point Games	0	0

*Includes Marquette and Florida Gulf Coast

TOP PERFORMANCES OF 2019-20

Category	No.	Opponent (Date)
Points	26	vs. South Florida (11/27/19)
	21	at Indiana (12/13/19)
	20	at Maryland (2/11/20)
Rebounds	11	at Georgia Tech (12/4/19)
	8	Penn State (2/1/20)
	7	Illinois (2/24/20)
	7	Southern (11/22/19)
	7	vs. Washington State (11/25/19)
Assists	4	Purdue (12/15/19)
	3	Michigan State (2/20/20)
	3	Indiana (1/18/20)
	3	UC Riverside (11/5/19)
	3	South Dakota State (11/15/19)
3	at Indiana (12/13/19)	


#23 JERVAY GREEN | 6-3 | 210 | Jr. | G | Denver, Colo.

CAREER STATS

Year	GP	GS	Total		Total									Rebounds											
			Min	Avg	FG	FGA	Pct	3FG	3FGA	Pct	FT	FTA	Pct	Off	Def	Tot	Avg	PF	FO	Ast	TO	Blk	Stl	Pts	Avg
2019-20	23	13	565	24.6	69	172	.401	26	90	.289	16	32	.500	17	78	95	4.1	48	3	41	37	5	21	180	7.8
TOTAL	23	13	565	24.6	69	172	.401	26	90	.289	16	32	.500	17	78	95	4.1	48	3	41	37	5	21	180	7.8

2019-20 GAME BY GAME

Opponent	Date	GS	Min	TOTAL			3-PTS			REBOUNDS			Other Stats												
				FG	FGA	Pct	3FG	3FGA	Pct	FT	FTA	Pct	Off	Def	Tot	Avg	PF	FO	A	TO	Blk	Stl	Pts	Avg	
UC Riverside	11/05/19	*	33	2	9	.222	1	5	.200	0	2	.000	1	1	2	2.0	5	1	2	3	3	2	5	5.0	
Southern Utah	11/09/19	*	46	6	18	.333	2	8	.250	4	6	.667	2	6	8	5.0	2	0	1	2	1	3	18	11.5	
South Dakota St.	11/15/19	*	24	3	7	.429	0	3	.000	0	0	.000	0	4	4	4.7	2	0	5	2	0	0	6	9.7	
Southern	11/22/19	*	36	7	12	.583	4	6	.667	4	7	.571	1	3	4	4.5	2	0	6	3	0	2	22	12.8	
vs. Washington St.	11/25/19	*	27	5	9	.556	3	5	.600	3	4	.750	2	6	8	5.2	3	0	2	1	0	0	16	13.4	
vs. George Mason	11/26/19	*	24	1	7	.143	0	5	.000	0	0	.000	1	3	4	5.0	3	0	5	2	0	1	2	11.5	
vs. South Florida	11/27/19	*	27	1	4	.250	1	3	.333	0	0	.000	0	3	3	4.7	1	0	0	3	0	0	3	10.3	
at Georgia Tech	12/04/19	*	34	4	13	.308	3	10	.300	0	2	.000	1	4	5	4.8	3	0	2	3	0	1	11	10.4	
at Creighton	12/7/19	*	32	3	8	.375	1	6	.167	3	5	.600	2	4	6	4.9	1	0	1	2	1	1	10	10.3	
at Indiana	12/13/19																								
Purdue	12/15/19																								
North Dakota	12/21/19		16	1	2	.500	1	1	1.000	0	0	.000	0	4	4	4.8	1	0	2	0	0	0	3	9.6	
TAMU-Corpus Christi	12/29/19		26	3	8	.375	0	2	.000	2	3	.667	1	2	3	4.6	3	0	2	2	0	2	8	9.5	
Rutgers	1/3/20		23	2	8	.250	2	6	.333	0	0	.000	1	2	3	4.5	2	0	2	1	0	2	6	9.2	
Iowa	1/7/20																								
at Northwestern	1/11/20																								
at No. 21 Ohio State	1/14/20		17	4	6	.667	2	3	.667	0	0	.000	1	3	4	4.5	0	0	0	1	0	0	10	9.2	
Indiana	1/18/20		7	1	2	.500	0	1	.000	0	0	.000	0	1	1	4.2	2	0	0	1	0	0	2	8.7	
at Wisconsin	1/21/20		12	0	3	.000	0	1	.000	0	0	.000	0	2	2	4.1	1	0	0	1	0	1	0	8.1	
at No. 24 Rutgers	1/25/20		18	5	7	.714	1	2	.500	0	2	.000	0	5	5	4.1	2	0	0	0	0	2	11	8.3	
Michigan	1/28/20		10	0	1	.000	0	1	.000	0	0	.000	0	1	1	3.9	5	1	0	1	0	0	0	7.8	
No. 24 Penn State	2/1/20		16	1	4	.250	0	2	.000	0	1	.000	1	3	4	3.9	1	0	1	2	0	0	2	7.5	
at No. 17 Iowa	2/8/20		27	8	12	.667	2	5	.400	0	0	.000	1	6	7	4.1	0	0	2	1	0	0	0	18	8.1
at No. 9 Maryland	2/11/20	*	35	4	12	.333	0	6	.000	0	0	.000	1	5	6	4.2	2	0	5	0	0	1	8	8.1	
Wisconsin	2/15/20	*	25	3	6	.500	1	2	.500	0	0	.000	0	4	4	4.2	0	0	0	2	0	1	7	8.0	
Michigan State	2/20/20	*	18	3	8	.375	2	6	.333	0	0	.000	0	1	1	4.0	5	1	1	2	0	0	8	8.0	
at Illinois	2/24/20	*	32	2	6	.333	0	1	.000	0	0	.000	1	5	6	4.1	2	0	2	2	0	2	4	7.8	
Totals			13	565	69	172	.401	26	90	.289	16	32	.500	17	78	95	4.1	48	3	41	37	5	21	180	7.8

NOTING GREEN

- Junior college transfer who has returned to the starting lineup in recent weeks
- Had four points, six board and a pair of assists at Illinois
- Fouled out in just 18 minutes against Michigan State, finishing with eight points in just 18 minutes
- Had seven points and four rebounds in a start against Wisconsin
- Started at No. 9 Maryland and had eight points, six rebounds and five assists in 34 minutes
- Played well at No. 17 Iowa, finishing with 18 points on 8-of-12 shooting and seven boards in 27 minutes
- Has two points and four rebounds in 16 minutes against Penn State
- Played well at Rutgers, finishing with 11 points, five boards and two steals off the bench
- Hit 4-of-6 shots, including a pair of 3-pointers, in 17 minutes off the bench at No. 21 Ohio State
- Had eight points, two assists, two steals and two rebounds in 26 minutes vs. Texas A&M-Corpus Christi
- Had 10 points and six boards at Creighton
- Finished with 11 points, including a trio of 3-pointers and five rebounds against Georgia Tech
- Dished out five assists and grabbed four rebounds in the loss to George Mason
- Totaled 16 points and tied for the team lead with eight rebounds in the win over Washington State
- Keyed Nebraska's overtime win over Southern with a season-high 22 points, including four 3-pointers, along with six assists and four rebounds, as he scored six points in overtime
 - Turned in a solid all-around effort against South Dakota State with six points, five assists and four boards in 24 minutes
 - Nearly totaled a double-double against Southern Utah with 18 points and eight boards in 46 minutes
 - Rated as the top combo guard and No. 8 overall JC player in the country according to JUCORecruiting.com
 - Spent two seasons at Western Nebraska Community College, where he totaled 1,278 points to rank second in school history, while also finishing in the top-10 on career charts for assists (fifth, 297), steals (seventh, 114) and 3-pointers (sixth, 134)
 - Earned NJCAA All-America honors as a sophomore, averaging 23.6 points, 5.7 rebounds and 5.3 assists per game
 - Region IX Co-Player of the Year finished eighth nationally in scoring and totaled six 30-point games in 2018-19
 - Third Western Nebraska CC product to play at NU, joining Bernard Garner, who played on a pair of postseason squads in the mid-1990s and Mike Peltz, who walked on the team during the 2012-13 and 2013-14 seasons
 - Attended George Washington High School in Denver where he averaged nearly 20 points, four rebounds, four assists and three steals for a team that went 25-3 and was the Class 5A runner-up as a senior

MISC. STATS

Category	2019-20	Career
Double-Figure Scoring	8	8
Double-Figure Rebounding	0	0
Double-Figure Assists	0	0
Double-Doubles	0	0
Led NU in Scoring	2	2
Led NU in Rebounding	2	2
Led NU in Assists	3	3
20+ Point Games	1	1
30+ Point Games	0	0

TOP PERFORMANCES OF 2019-20

Category	No.	Opponent (Date)
Points	22	Southern (11/22/19)
	18	at Iowa (2/8/20)
	18	Southern Utah (11/9/19)
	16	vs. Washington State (11/25/19)
Rebounds	8	Southern Utah (11/9/19)
	8	vs. Washington State (11/25/19)
	7	at Iowa (2/8/20)
	6	at Creighton (12/7/19)
	6	at Maryland (2/11/20)
6	Illinois (2/24/20)	
Assists	6	Southern (11/22/19)
	5	at Maryland (2/11/20)
	5	vs. George Mason (11/26/19)
	5	South Dakota State (11/15/19)

**#24 YVAN QUEDRAOGO**

6-9 | 260 | Fr. | F | Bordeaux, France

CAREER STATS

Year	Total										Rebounds														
	GP	GS	Min	Avg	FG	FGA	Pct	3FG	3FGA	Pct	FT	FTA	Pct	Off	Def	Tot	Avg	PF	FO	Ast	TO	Blk	Stl	Pts	Avg
2019-20	27	25	565	20.9	62	143	.434	0	0	.000	32	65	.492	72	94	166	6.1	44	0	15	39	8	11	156	5.8
TOTAL	27	25	565	20.9	62	143	.434	0	0	.000	32	65	.492	72	94	166	6.1	44	0	15	39	8	11	156	5.8

2019-20 GAME BY GAME

Opponent	Date	GS	Min	TOTAL			3-PTS			REBOUNDS			PF	FO	A	TO	Blk	Stl	Pts	Avg					
				FG	FGA	Pct	3FG	3FGA	Pct	FT	FTA	Pct									Off	Def	Tot	Avg	
UC Riverside	11/05/19	*	21	4	6	.667	0	0	.000	1	4	.250	0	3	3	3.0	1	0	1	1	2	9	9.0		
Southern Utah	11/09/19	*	14	1	6	.167	0	0	.000	0	0	.000	2	3	5	4.0	1	0	0	2	0	0	2	5.5	
South Dakota St.	11/15/19	*	21	3	7	.429	0	0	.000	0	1	.000	6	6	12	6.7	4	0	2	5	0	0	6	5.7	
Southern	11/22/19	*	22	3	4	.750	0	0	.000	5	7	.714	1	3	4	6.0	0	0	0	1	0	11	7.0		
vs. Washington St.	11/25/19	*	14	2	4	.500	0	0	.000	0	2	.000	1	0	1	5.0	1	0	0	2	0	0	4	6.4	
vs. George Mason	11/26/19	*	20	1	2	.500	0	0	.000	0	0	.000	3	2	5	5.0	1	0	0	1	2	2	2	5.7	
vs. South Florida	11/27/19	*	24	2	3	.667	0	0	.000	2	2	1.000	1	4	5	5.0	2	0	0	1	0	0	6	5.7	
at Georgia Tech	12/04/19	*	23	1	5	.200	0	0	.000	1	4	.250	4	3	7	5.3	0	0	1	2	0	1	3	5.4	
at Creighton	12/7/19	*	12	1	5	.200	0	0	.000	0	2	.000	1	2	3	5.0	1	0	0	1	0	0	2	5.0	
at Indiana	12/13/19	*	32	4	11	.364	0	0	.000	1	4	.250	5	5	10	5.5	4	0	1	2	0	1	9	5.4	
Purdue	12/15/19	*	17	3	6	.500	0	0	.000	0	0	.000	0	5	5	5.5	0	0	0	0	0	0	6	5.5	
North Dakota	12/21/19	*	25	3	10	.300	0	0	.000	3	6	.500	4	5	9	5.8	1	0	1	1	0	0	9	5.8	
TAMU-Corpus Christi	12/29/19	*	25	3	5	.600	0	0	.000	5	7	.714	6	8	14	6.4	3	0	1	2	0	0	11	6.2	
Rutgers	1/3/20	*	21	2	5	.400	0	0	.000	0	0	.000	3	1	4	6.2	1	0	0	1	0	0	4	6.0	
Iowa	1/7/20	*	22	2	4	.500	0	0	.000	1	2	.500	0	7	7	6.3	2	0	3	3	0	1	5	5.9	
at Northwestern	1/11/20	*	19	2	5	.400	0	0	.000	0	0	.000	3	5	8	6.4	3	0	0	0	0	0	4	5.8	
at No. 21 Ohio State	1/14/20	*	30	4	8	.500	0	0	.000	2	3	.667	4	1	5	6.3	2	0	2	2	1	0	10	6.1	
Indiana	1/18/20	*	22	2	4	.500	0	0	.000	0	0	.000	2	3	5	6.2	1	0	0	1	0	0	4	5.9	
at Wisconsin	1/21/20	*	19	0	2	.000	0	0	.000	3	4	.750	5	3	8	6.3	1	0	2	2	0	0	3	5.8	
at No 24 Rutgers	1/25/20	*	25	1	5	.200	0	0	.000	0	0	.000	2	2	4	6.2	2	0	0	3	0	1	2	5.6	
Michigan	1/28/20	*	17	0	4	.000	0	0	.000	0	0	.000	0	1	1	6.0	2	0	0	1	0	0	0	5.3	
No. 24 Penn State	2/1/20	*	20	2	3	.667	0	0	.000	2	4	.500	1	5	6	6.0	2	0	0	0	0	1	6	5.4	
at No. 17 Iowa	2/8/20	*	18	1	5	.200	0	0	.000	0	0	.000	4	0	4	5.9	1	0	0	0	0	0	2	5.2	
at No. 9 Maryland	2/11/20	*	16	3	3	1.000	0	0	.000	1	2	.500	2	2	4	5.8	3	0	0	1	0	0	7	5.3	
Wisconsin	2/15/20	*	19	3	6	.500	0	0	.000	2	6	.333	4	6	10	6.0	0	0	1	2	1	0	8	5.4	
Michigan State	2/20/20	*	21	4	6	.667	0	0	.000	2	3	.667	6	1	7	6.0	2	0	0	2	2	0	10	5.6	
at Illinois	2/24/20	*	26	5	9	.556	0	0	.000	1	2	.500	2	8	10	6.1	3	0	0	1	0	2	11	5.8	
Totals			25	565	62	143	.434	0	0	.000	32	65	.492	72	94	166	6.1	44	0	15	39	8	11	156	5.8

NOTING QUEDRAOGO

- Freshman who doesn't turn 18 until following the Big Ten Tournament and is believed to be the youngest player in the Big Ten
- Enjoyed a strong performance against Illinois with 11 points and 10 rebounds in 26 minutes for his second double-double of the season
- Returned to the starting lineup and had 10 points on 4-of-6 shooting and seven boards vs. Michigan State
- Nearly had a double-double against Wisconsin with 10 rebounds and eight points in 19 minutes of work
- Came off the bench at No. 9 Maryland and had seven points on 3-of-3 shooting and four boards in 16 minutes
- Totaled six points and six rebounds in 20 minutes vs. No. 24 Penn State
- Grabbed eight rebounds, including five off the offensive glass, in 19 minutes at Wisconsin
- Tallied 10 points and five rebounds in 30 minutes in the loss at No. 21 Ohio State
- Grabbed eight rebounds and had four points in 19 minutes at Northwestern
- Recorded his first double-double - and the first by a Husker freshman since 2013 - with 11 points and a career-high 14 rebounds against Texas A&M-Corpus Christi
- Came come to a double double with nine points and nine rebounds in 25 minutes vs. North Dakota
- Nearly posted a double-double in his Big Ten debut, finishing with nine points and a team-high 10 boards in a career-high 33 minutes at Indiana
- Grabbed seven rebounds and added three points at Georgia Tech
- Totaled six points and a team-high five rebounds in the win over South Florida
- Reached double figures for the first time in his career with 11 points, including six in overtime, and four rebounds against Southern
- Grabbed a season-high 12 rebounds and scored six points in 21 minutes vs. South Dakota State
- Totaled nine points and five boards in his collegiate debut against UC Riverside
- Spent the summer playing for the French U-18 National Team, helping France to a 6-1 record and fifth-place finish at the European Championships
- Attended the National Institute of Sport, Expertise and Performance (INSEP), a program which produced Clint Capela, Boris Diaw and Tony Parker, among others
- Represented France in the 2018 FIBA U-16 European Championships, when he averaged 12.7 points and 9.7 rebounds per game to earn team MVP honors

MISC. STATS

Category	2019-20	Career
Double-Figure Scoring	5	5
Double-Figure Rebounding	5	5
Double-Figure Assists	0	0
Double-Doubles	2	2
Led NU in Scoring	0	0
Led NU in Rebounding	10	10
Led NU in Assists	0	0
20+ Point Games	0	0
30+ Point Games	0	0

TOP PERFORMANCES OF 2019-20

Category	No.	Opponent (Date)
Points	11	Texas A&M-CC (12/29/19)
	11	Southern (11/22/19)
	11	Illinois (2/24/20)
	10	at Ohio State (1/14/20)
	10	Michigan State (2/20/20)
Rebounds	14	Texas A&M-CC (12/29/19)
	12	South Dakota State (11/15/19)
	10	at Indiana (12/13/19)
	10	Wisconsin (2/15/20)
	10	Illinois (2/24/20)
Blocks	2	vs. George Mason (11/26/19)
	1	UC Riverside (11/5/19)
	1	Southern (11/22/19)
	1	at Northwestern (1/21/20)



#25 MATEJ KAVAS | 6-8 | 200 | Sr. | F | Ljubljana, Slovenia

CAREER STATS

Year	GP		Total				Rebounds											PF		FO		Ast				TO		Blk		Stl		Pts		Avg
	GS	Min	FG	FGA	Pct	3FG	3FGA	Pct	FT	FTA	Pct	Off	Def	Tot	Avg			Ast	TO	Blk	Stl	Pts	Avg											
2016-17*	27	0	549	20.3	81	185	.438	42	104	.404	29	42	.690	11	68	79	2.9	51	2	15	23	9	6	233	8.6									
2017-18*	33	31	1038	31.5	171	361	.474	91	196	.464	68	86	.791	38	131	169	5.1	100	1	41	67	7	13	501	15.2									
2018-19*	24	16	555	23.1	82	179	.458	44	96	.458	38	48	.792	14	96	110	4.6	33	0	16	20	1	6	246	10.3									
2019-20	22	1	318	14.5	38	99	.384	23	68	.338	17	25	.680	1	25	26	1.2	23	0	12	8	2	3	116	5.3									
TOTAL	22	1	318	14.5	38	99	.384	23	68	.338	17	25	.680	1	25	26	1.2	23	0	12	8	2	3	116	5.3									
All*	106	48	2466	23.3	372	824	.451	200	464	.431	152	201	.756	64	320	384	3.6	207	3	84	118	19	28	1096	10.3									

2019-20 GAME BY GAME

Opponent	Date	GS	Min	TOTAL			3-PTS			REBOUNDS			PF		FO		Ast				TO		Blk		Stl		Pts		Avg
				FG	FGA	Pct	3FG	3FGA	Pct	FT	FTA	Pct	Off	Def	Tot	Avg			A	TO	Blk	Stl	Pts	Avg					
UC Riverside	11/05/19	25	3	5	.600	2	3	.667	2	3	.667	0	1	1	1.0	1	0	1	1	0	0	0	10	10.0					
Southern Utah	11/09/19	19	0	3	.000	0	2	.000	2	4	.500	0	2	2	1.5	2	0	0	0	0	0	2	6.0						
South Dakota St.	11/15/19	17	1	6	.167	0	4	.000	0	0	.000	0	3	3	2.0	1	0	0	1	0	0	2	4.7						
Southern	11/22/19	21	3	6	.500	3	6	.500	1	1	1.000	0	1	1	1.8	0	0	0	2	1	1	1	10	6.0					
vs. Washington St.	11/25/19	14	1	3	.333	0	1	.000	0	0	.000	0	0	0	1.4	2	0	0	0	0	0	2	5.2						
vs. George Mason	11/26/19	16	2	7	.286	1	4	.250	5	6	.833	0	2	2	1.5	2	0	2	0	0	0	10	6.0						
vs. South Florida	11/27/19	17	3	4	.750	0	0	.000	0	0	.000	0	0	0	1.3	0	0	1	0	0	0	6	6.0						
at Georgia Tech	12/04/19	12	0	3	.000	0	2	.000	0	0	.000	0	1	1	1.3	1	0	1	0	0	0	0	5.3						
at Creighton	12/7/19	24	4	8	.500	3	7	.429	0	0	.000	0	0	0	1.1	2	0	1	1	0	0	11	5.9						
at Indiana	12/13/19	10	0	3	.000	0	3	.000	0	0	.000	0	0	0	1.0	2	0	0	0	0	0	0	5.3						
Purdue	12/15/19	18	2	8	.250	0	4	.000	0	0	.000	0	3	3	1.2	0	0	1	1	0	0	4	5.2						
North Dakota	12/21/19	17	4	5	.800	4	5	.800	0	0	.000	0	0	0	1.1	1	0	0	0	0	1	12	5.8						
TAMU-Corpus Christi	12/29/19	18	4	9	.444	2	6	.333	0	1	.000	1	4	5	1.4	3	0	1	2	0	1	10	6.1						
Rutgers	1/3/20	12	1	5	.200	1	5	.200	0	0	.000	0	0	0	1.3	1	0	0	0	0	0	3	5.9						
Iowa	1/7/20	7	0	0	.000	0	0	.000	0	0	.000	0	0	0	1.2	0	0	1	0	0	0	0	5.5						
at Northwestern	1/11/20	12	2	5	.400	2	4	.500	3	4	.750	0	1	1	1.2	1	0	0	0	0	0	9	5.7						
at No. 21 Ohio State	1/14/20	7	0	1	.000	0	0	.000	0	0	.000	0	0	0	1.1	0	0	0	0	0	0	0	5.4						
Indiana	1/18/20	3	0	2	.000	0	1	.000	0	0	.000	0	0	0	1.1	0	0	0	0	0	0	0	5.1						
at Wisconsin	1/21/20	DNP																											
at No. 24 Rutgers	1/24/20	DNP																											
Michigan	1/28/20	DNP																											
No. 24 Penn State	2/1/20	8	3	4	.750	2	3	.667	0	0	.000	0	2	2	1.1	2	0	2	0	0	0	8	5.2						
at No. 17 Iowa	2/8/20	21	2	6	.333	1	4	.250	1	3	.333	0	3	3	1.2	1	0	0	0	0	0	6	5.3						
at No. 9 Maryland	2/11/20	19	3	6	.500	2	4	.500	3	3	1.000	0	2	2	1.2	1	0	1	0	0	0	11	5.5						
Wisconsin	2/15/20	1	0	0	.000	0	0	.000	0	0	.000	0	0	0	1.2	0	0	0	0	0	0	0	5.3						
Michigan State	2/20/20	DNP (Injury)																											
at Illinois	2/24/20	DNP (Injury)																											
Totals		1	318	38	99	.384	23	68	.338	17	25	.680	1	25	26	1.2	23	0	12	8	2	3	116	5.3					

NOTING KAVAS

- Graduate transfer who will miss the remainder of the 2019-20 season with a hand injury suffered against Wisconsin on Feb. 15
- Shined in the 72-70 loss to No. 9 Maryland with a Big Ten-high 11 points in 19 minutes off the bench
- Had six points and three boards in 21 minutes off the bench at No. 17 Iowa
- Played for the first time since Jan. 18 against No. 24 Penn State and had eight points in eight minutes of work
- Came off the bench and had nine points in 13 minutes at Northwestern
- Reached double figures for the second straight game with 10 points and a season-high five boards against Texas A&M-Corpus Christi
- Nearly rallied the Huskers back against North Dakota, hitting three of his four 3-pointers in the final eight minutes, including one which gave the Huskers a 71-69 lead, as he finished with a season-high 12 points on 4-of-5 shooting
- Set then-season highs in points (11) and 3-pointers (three) in 24 minutes at Creighton
- Made his first start as a Husker against South Florida, finishing with six points on 3-of-4 shooting in 17 minutes
- Had 10 points, two rebounds and two assists in the loss to George Washington
- Went over 1,000 career points with 10 points, including a trio of 3-pointers, in 21 minutes against Southern
- Reached double figures in his Husker debut with 10 points in 25 minutes against UC Riverside
- Spent four seasons at Seattle University before graduating in the summer of 2019, totaling nearly 1,000 points, including 177 3-pointers
- Was a preseason All-WAC pick before missing significant time with a shin injury in 2018-19, but still averaged 10.3 points and 4.6 rebounds per game while shooting 46 percent from 3-point range
- Named second-team All-WAC as a sophomore, averaging 15.2 points, 5.1 rebounds and 1.2 assists per game while pacing the conference in both 3-point percentage (.464) and 3-pointers per game (2.8)
- Was WAC Freshman of the Year in 2016-17, averaging 8.6 points per game while shooting 40 percent from 3-point range
- His older brother (Andraz) plays professionally overseas after his college career at Harding (Ark.) University

MISC. STATS

Category	2019-20	Career*
Double-Figure Scoring	7	62
Double-Figure Rebounding	0	3
Double-Figure Assists	0	0
Double-Doubles	0	2
Led NU in Scoring	0	0
Led NU in Rebounding	0	0
Led NU in Assists	0	0
20+ Point Games	0	12
30+ Point Games	0	0

*Includes Seattle

TOP PERFORMANCES OF 2019-20

Category	No.	Opponent (Date)
Points	12	North Dakota (12/21/19)
	11	at Creighton (12/7/19)
	11	at Maryland (2/11/20)
Rebounds	5	Texas A&M-CC (12/29/19)
	3	at Iowa (2/8/20)
	3	Purdue (12/15/19)
	3	South Dakota State (11/15/19)
Assists	2	vs. George Mason (11/26/19)
	2	Penn State (2/1/20)



#30 CHARLIE EASLEY | 6-2 | 190 | Fr. | G | Lincoln, Neb.

CAREER STATS

Year	Total											Rebounds													
	GP	GS	Min	Avg	FG	FGA	Pct	3FG	3FGA	Pct	FT	FTA	Pct	Off	Def	Tot	Avg	PF	FO	Ast	TO	Blk	Stl	Pts	Avg
2019-20	23	1	232	10.1	14	44	.318	5	26	.192	13	18	.722	4	12	16	0.7	22	0	10	9	1	17	46	2.0
TOTAL	23	1	232	10.1	14	44	.318	5	26	.192	13	18	.722	4	12	16	0.7	22	0	10	9	1	17	46	2.0

2019-20 GAME BY GAME

Opponent	Date	GS	Min	TOTAL			3-PTS			REBOUNDS			PF	FO	A	TO	Blk	Stl	Pts	Avg				
				FG	FGA	Pct	3FG	3FGA	Pct	Off	Def	Tot									Avg			
UC Riverside	11/05/19		1	0	0	.000	0	0	.000	0	0	.000	1	0	1	1.0	0	0	0	1	0	0	0	0.0
Southern Utah	11/9/19		DNP																					
South Dakota St.	11/15/19		1	0	0	.000	0	0	.000	0	2	.000	0	0	0	0.5	0	0	0	0	0	0	0	0.0
Southern	11/22/19		DNP																					
vs. Washington State	11/25/19		DNP																					
vs. George Mason	11/26/19		1	0	0	.000	0	0	.000	0	0	.000	0	0	0	0.3	0	0	0	0	0	0	0	0.0
vs. South Florida	11/27/19		DNP																					
at Georgia Tech	12/04/19		1	0	0	.000	0	0	.000	0	0	.000	0	0	0	0.3	0	0	0	1	0	0	0	0.0
at Creighton	12/7/19		4	2	2	1.000	0	0	.000	0	0	.000	0	0	0	0.2	0	0	1	0	0	0	4	0.8
at Indiana	12/13/19		2	0	1	.000	0	0	.000	0	0	.000	0	0	0	0.2	2	0	0	0	0	0	0	0.7
Purdue	12/15/19		10	0	0	.000	0	0	.000	2	2	1.000	0	1	1	0.3	0	0	0	0	0	0	2	0.9
North Dakota	12/21/19		2	0	0	.000	0	0	.000	0	0	.000	0	0	0	0.3	0	0	0	0	0	0	0	0.8
TAMU-Corpus Christi	12/29/19		8	1	3	.333	1	3	.333	0	0	.000	0	0	0	0.2	0	0	1	0	1	0	3	1.0
Rutgers	1/3/20		3	1	2	.500	0	1	.000	3	3	1.000	0	0	0	0.2	0	0	0	0	0	1	5	1.4
Iowa	1/7/20		16	0	3	.000	0	3	.000	1	2	.500	0	1	1	0.3	2	0	1	0	0	2	1	1.4
at Northwestern	1/11/20		12	1	3	.333	0	1	.000	0	0	.000	0	0	0	0.3	0	0	1	0	0	0	2	1.4
at No. 21 Ohio State	1/14/20		9	0	0	.000	0	0	.000	0	0	.000	0	0	0	0.2	1	0	1	0	0	0	0	1.3
Indiana	1/18/20		16	2	4	.500	2	3	.667	2	2	1.000	1	0	1	0.3	2	0	0	0	0	3	8	1.8
at Wisconsin	1/21/20		22	0	2	.000	0	1	.000	0	0	.000	0	2	2	0.4	2	0	1	0	0	0	0	1.7
at No. 24 Rutgers	1/25/20		24	2	7	.286	1	5	.200	2	2	1.000	0	2	2	0.5	4	0	0	0	0	0	7	2.0
Michigan	1/28/20		15	0	0	.000	0	0	.000	0	0	.000	0	1	1	0.5	1	0	0	0	0	3	0	1.9
No. 24 Penn State	2/1/20	*	19	0	3	.000	0	2	.000	1	3	.333	0	0	0	0.5	2	0	1	1	0	2	1	1.8
at No. 17 Iowa	2/8/20		15	2	5	.400	1	3	.333	2	2	1.000	0	2	2	0.6	0	0	3	1	0	1	7	2.1
at No. 9 Maryland	2/11/20		6	0	1	.000	0	1	.000	0	1	.000	0	1	1	0.6	3	0	0	0	0	1	0	2.0
Wisconsin	2/15/20		12	1	4	.250	0	1	.000	0	0	.000	1	0	1	0.6	2	0	1	0	1	2	2	2.0
Michigan State	2/20/20		14	1	3	.333	0	2	.000	0	0	.000	0	1	1	0.6	0	0	1	1	0	1	2	2.0
at Illinois	2/24/20		19	1	1	1.000	0	0	.000	0	0	.000	1	1	2	0.7	1	0	0	2	0	1	2	2.0
Totals		1	232	14	44	.318	5	26	.192	13	18	.722	4	12	16	0.7	22	0	10	9	1	17	46	2.0

NOTING EASLEY

- True freshman who walked on to the team after a prolific high school career at Lincoln Pius X High School
- Was put on scholarship for the spring semester on Jan. 10
- Played 19 minutes at Illinois and hit his only shot from the field and had two rebounds
- Had two points, one rebound and a steal in 14 minutes against Michigan State
- Had an assist and two steals in 12 minutes of work against Wisconsin
- Finished with seven points, a season-high three assists and two boards in 15 minutes at No. 17 Iowa
- Made his first career start against Penn State, playing 19 minutes against the Nittany Lions
- Had three steals in 15 minutes of work against Michigan
- Totaled seven points and two boards in a season-high 23 minutes at Rutgers
- Played a career-high 22 minutes against Wisconsin, grabbed two rebounds, but going scoreless
- Keyed NU's second-half comeback against Indiana with a career-high eight points and three steals in 16 minutes
- Dished out an assist in nine minutes at No. 21 Ohio State
- Had two points and an assist in 12 minutes at Northwestern
- Played a key role in the win over Iowa, playing a career-high 16 minutes and recording a pair of steals
- Had a season-high five points and a steal in three minutes of work against Rutgers
- Played eight minutes in the win over Texas A&M-CC, hitting his first career 3-pointer in the process
- Saw his most extensive action in the win over Purdue, playing nine minutes and scoring a pair of points
- Played two minutes against Indiana, but missed his only shot from the field
- Had four points and an assist in four minutes against Creighton
- Saw action in the loss at Georgia Tech
- Played against George Mason, but had no stats in the loss to the Patriots
- Saw action in NU's win over South Dakota State, but did not score
- Played the final minute of NU's season opener against UC Riverside
- Was a three-year starter who finished with a school-record 1,412 points
- Guided Pius X to a 27-2 record and a Class B state title in 2019 after averaging 23.3 points, 6.1 rebounds, 4.1 assists and 3.1 steals per game
- Was AAU teammates with fellow Husker freshmen Akol Arop, Jace Piatkowski and Bret Porter

MISC. STATS

Category	2019-20	Career
Double-Figure Scoring	0	0
Double-Figure Rebounding	0	0
Double-Figure Assists	0	0
Double-Doubles	0	0
Led NU in Scoring	0	0
Led NU in Rebounding	0	0
Led NU in Assists	0	0
20+ Point Games	0	0
30+ Point Games	0	0

TOP PERFORMANCES OF 2019-20

Category	No.	Opponent (Date)
Points	8	Indiana (1/18/20)
	7	at Rutgers (1/24/20)
	7	at Iowa (2/8/20)
Rebounds	2	at Illinois (2/24/20)
	2	at Wisconsin (1/21/20)
	2	at Rutgers (1/24/20)
	2	at Iowa (2/8/20)
Assists	3	at Iowa (2/8/20)


#34 THORIR THORBJARNARSON | 6-6 | 205 | Jr. | G | Reykjavik, Iceland

CAREER STATS

Year	Total					Rebounds																			
	GP	GS	Min	Avg	FG	FGA	Pct	3FG	3FGA	Pct	FT	FTA	Pct	Off	Def	Tot	Avg	PF	FO	Ast	TO	Blk	Stl	Pts	Avg
2017-18	9	0	19	2.1	3	7	.429	2	5	.400	0	0	.000	1	3	4	0.4	4	0	3	1	0	1	8	0.9
2018-19	25	7	307	12.3	19	56	.339	4	23	.174	8	12	.667	10	43	53	2.1	25	0	29	13	5	14	50	2.0
2019-20	27	19	758	28.1	86	182	.473	45	108	.417	23	32	.719	16	110	126	4.7	54	1	32	31	2	28	240	8.9
TOTAL	61	26	1084	17.8	108	245	.441	51	136	.375	31	44	.705	27	156	183	3.0	83	1	64	45	7	43	298	4.9

2019-20 GAME BY GAME

Opponent	Date	GS	Min	TOTAL			3-PTS			REBOUNDS			PF	FO	A	TO	Blk	Stl	Pts	Avg				
				FG	FGA	Pct	3FG	FGA	Pct	FT	FTA	Pct									Off	Def	Tot	Avg
UC Riverside	11/05/19	15	0	0	.000	0	0	.000	1	3	4	4.0	0	0	1	0	0	0	0	0.0				
Southern Utah	11/09/19	22	2	3	.667	1	2	.500	2	2	1.000	0	4	4	4.0	1	0	1	0	1	7	3.5		
South Dakota St.	11/15/19	16	2	6	.333	1	4	.250	0	0	.000	0	4	4	4.0	2	0	1	0	1	5	4.0		
Southern	11/22/19	24	2	3	.667	2	2	1.000	1	2	.500	0	2	2	3.5	3	0	0	1	0	7	4.8		
vs. Washington St.	11/25/19	17	1	2	.500	1	1	1.000	0	0	.000	0	2	2	3.2	2	0	0	1	0	3	4.4		
vs. George Mason	11/26/19	20	1	3	.333	0	1	.000	0	1	.000	0	4	4	3.3	1	0	0	1	0	2	4.0		
vs. South Florida	11/27/19	17	2	5	.400	0	2	.000	0	0	.000	0	3	3	3.3	1	0	0	0	0	4	4.0		
at Georgia Tech	12/04/19	21	4	7	.571	1	2	.500	2	2	1.000	2	5	7	3.8	2	0	0	3	1	2	11	4.9	
at Creighton	12/7/19	* 24	4	5	.800	4	5	.800	0	0	.000	0	3	3	3.7	2	0	0	1	0	0	12	5.7	
at Indiana	12/13/19	* 42	7	12	.583	3	5	.600	0	0	.000	0	1	1	3.4	4	0	1	1	0	0	17	6.8	
Purdue	12/15/19	* 29	3	8	.375	2	6	.333	5	6	.833	0	5	5	3.5	2	0	0	2	0	0	13	7.4	
North Dakota	12/21/19	* 22	1	5	.200	0	3	.000	0	0	.000	0	1	1	3.3	0	0	2	1	0	2	2	6.9	
TAMU-Corpus Christi	12/29/19	* 24	3	7	.429	2	4	.500	0	0	.000	0	4	4	3.4	2	0	1	0	0	4	8	7.0	
Rutgers	1/3/20	* 28	2	5	.400	1	2	.500	0	0	.000	0	4	4	3.4	1	0	5	1	0	1	5	6.9	
Iowa	1/7/20	* 36	6	9	.667	3	6	.500	2	4	.500	1	8	9	3.8	3	0	1	2	0	2	17	7.5	
at Northwestern	1/11/20	* 32	2	4	.500	1	3	.333	0	0	.000	0	7	7	4.0	5	1	2	1	0	2	5	7.4	
at No. 21 Ohio State	1/14/20	* 32	5	11	.455	5	8	.625	0	0	.000	0	6	6	4.1	2	0	3	0	0	0	15	7.8	
Indiana	1/18/20	* 37	5	9	.556	1	5	.200	2	2	1.000	1	8	9	4.4	4	0	3	2	0	3	13	8.1	
at Wisconsin	1/21/20	* 32	4	8	.500	1	5	.200	3	5	.600	2	1	3	4.3	3	0	0	1	0	1	12	8.3	
at No. 24 Rutgers	1/25/20	* 37	6	11	.545	5	8	.625	0	0	.000	1	7	8	4.5	1	0	0	0	0	1	17	8.8	
Michigan	1/28/20	* 37	3	6	.500	1	3	.333	1	2	.500	1	7	8	4.7	1	0	3	2	0	1	8	8.7	
No. 24 Penn State	2/1/20	* 29	4	7	.571	2	3	.667	2	3	.667	1	4	5	4.7	1	0	1	1	0	0	12	8.9	
at No. 17 Iowa	2/8/20	* 23	2	6	.333	0	3	.000	2	2	1.000	0	1	1	4.5	3	0	1	1	0	2	6	8.7	
at No. 9 Maryland	2/11/20	* 38	6	11	.545	3	8	.375	0	0	.000	4	3	7	4.6	2	0	2	2	0	1	15	9.0	
Wisconsin	2/15/20	* 28	3	9	.333	2	6	.333	0	0	.000	0	3	3	4.6	2	0	2	3	0	2	8	9.0	
Michigan State	2/20/20	* 39	2	11	.182	0	5	.000	1	1	1.000	1	4	5	4.6	1	0	1	1	0	1	5	8.8	
at Illinois	2/24/20	* 37	4	9	.444	3	6	.500	0	0	.000	1	6	7	4.7	3	0	2	3	0	0	11	8.9	
Totals		19	758	86	182	.473	45	108	.417	23	32	.719	16	110	126	4.7	54	1	32	31	2	28	240	8.9

NOTING THORBJARNARSON


- Returnee who ranks among the Big Ten leaders in 3-point shooting and possesses a high basketball IQ
- Totaled 11 points, including a trio of 3-pointers, seven rebounds and two assists at Illinois
- Had eight points, three rebounds, two assists and two steals against Wisconsin
- Finished with 15 points and a team-high seven rebounds at No. 9 Maryland
- Totaled 12 points and five rebounds in the loss to No. 24 Penn State
- Matched his career highs in both points (17) and 3-pointers (five) while grabbing eight boards at Rutgers
- Reached double figures for the third straight game with 12 points and three rebounds at Wisconsin
- Played one of his best all-around games with 13 points, a team-high nine rebounds, three assists and three steals against Indiana
 - Connected on a career-high five 3-pointers, as he finished with 15 points and six boards at No. 21 Ohio State
 - Propelled the Huskers to a win over Iowa with season highs in points (17) and rebounds (nine), hitting consecutive 3-pointers after Iowa tied the score at 59
- Totaled 13 points, including a pair of 3-pointers, and five rebounds in a start against Purdue
- Put together a career night at Indiana with 17 points, including three 3-pointers, in 42 minutes, marking his third straight career high in scoring
 - Posted his second straight career high with 12 points on 4-of-5 shooting from 3-point range at Creighton
 - Totaled 11 points on 4-of-7 shooting and seven boards in 21 minutes at Georgia Tech
 - Played for the Iceland National Team during the Games of the Small States of Europe in the summer of 2019, averaging 10 points per game
- Was in the rotation during the second half of the 2018-19 season, playing in 25 contests, including seven starts
- Averaged 2.0 points, 2.1 rebounds and 1.2 assists per game, while posting a 2.2-to-1 assist-to-turnover ratio
- Closed his sophomore year with eight points, three assists and two steals in a start against TCU in the 2019 NIT
- Saw limited time as a freshman, appearing in nine games and totaling eight points, four rebounds and three assists
- Nebraska's first scholarship player from Iceland and one of the few players from the nation on Division I teams
- Played for KR Reykjavik in the Icelandic League for three years (2015-17), helping the team to three straight titles and a pair of Icelandic Cups in 2016 and 2017
 - Averaged 10.2 points, 2.6 rebounds and 1.9 assists per game for a team that went 26-8 and won the league championship in the top pro league in the country in 2016-17

MISC. STATS

Category	2019-20	Career
Double-Figure Scoring	12	12
Double-Figure Rebounding	0	1
Double-Figure Assists	0	0
Double-Doubles	0	0
Led NU in Scoring	2	2
Led NU in Rebounding	6	7
Led NU in Assists	1	2
20+ Point Games	0	0
30+ Point Games	0	0

TOP PERFORMANCES OF 2019-20

Category	No.	Opponent (Date)
Points	17	at Indiana (12/13/19)
	17	Iowa (1/3/20)
	17	at Rutgers (1/24/20)
	15	at Ohio State (1/14/20)
	15	at Maryland (2/11/20)
Rebounds	9	Iowa (1/3/20)
	9	Indiana (1/18/20)
	8	at Rutgers (1/24/20)
	8	Michigan (1/28/20)
Assists	5	Rutgers (1/3/20)
	3	at Ohio State (1/14/20)
	3	Indiana (1/18/20)
	3	Michigan (1/28/20)



#21 JACE PIATKOWSKI | 6-4 | 175 | Fr. | G | Omaha, Neb.


CAREER STATS

Year	GP	GS	Min	Avg	Total					Rebounds					PF	FO	Ast	TO	Blk	Stl	Pts	Avg
					FG	FGA	Pct	3FG	3FGA	Pct	FT	FTA	Pct	Off								
2019-20	Has not played																					

2019-20 GAME BY GAME

NOTING PIATKOWSKI

- Walk-on who is expected to redshirt during the 2019-20 season
- Played at Elkhorn South, averaging 18.6 points and 3.3 rebounds per game as a senior, highlighted by a 36-point performance against Lincoln High, to earn honorable-mention all-state honors from the Omaha World-Herald
- Was AAU teammates with fellow Husker freshmen Akol Arop, Charlie Easley and Bret Porter
- His father (Eric) played at Nebraska from 1991-94 and spent 14 years in the NBA
- The elder Piatkowski ranks second in school history with 1,934 points and was a two-time All-Big Eight pick and 1994 Big Eight Tournament MVP



#44 BRET PORTER | 6-6 | 215 | Fr. | F | Omaha, Neb.

CAREER STATS

Year	GP	GS	Min	Avg	Total					Rebounds					PF	FO	Ast	TO	Blk	Stl	Pts	Avg
					FG	FGA	Pct	3FG	3FGA	Pct	FT	FTA	Pct	Off								
2019-20	Has not played																					

2019-20 GAME BY GAME

NOTING PORTER

- Walk-on who is expected to redshirt during the 2019-20 season
- Returned from a torn ACL in June of 2018 to play as a senior, averaging 6.2 points and 4.4 rebounds as Millard North High School reached the district final
- Enjoyed a strong junior season, averaging 13.5 points and 7.5 rebounds per game for the Mustangs
- Was AAU teammates with fellow Husker freshmen Akol Arop, Jace Piatkowski and Charlie Easley
- Is a fourth-generation athlete at Nebraska, as his father (Budge, 1975) grandfather (Mort, 1943, 1946-47) and great grandfather (Grove, 1913-15) all played football for the Cornhuskers

**#4 SHAMIEL STEVENSON** | 6-6 | 245 | Jr. | G/F | Toronto, Ontario, Canada**CAREER STATS**

Year	GP	GS	Min	Avg	Total							Rebounds													
					FG	FGA	Pct	3FG	3FGA	Pct	FT	FTA	Pct	Off	Def	Tot	Avg	PF	FO	Ast	TO	Blk	Stl	Pts	Avg
2017-18*	32	13	761	23.8	95	188	.505	15	40	.375	68	112	.607	27	114	141	4.4	50	0	33	72	8	16	273	8.5
2018-19*	4	0	32	8.0	7	12	.583	1	1	1.000	0	1	.000	0	7	7	1.8	3	0	3	1	1	3	15	3.8
All*	36	13	793	22.0	102	200	.510	16	41	.390	68	113	.602	27	121	148	4.1	53	0	36	73	9	19	288	8.0

NOTING STEVENSON

- Will sit out this season following his NCAA appeal being denied on Nov. 26, 2019 and will have two seasons of eligibility remaining
- Played in 32 games, including 13 starts at Pittsburgh in 2017-18, averaging 8.5 points on 51 percent shooting and 4.4 rebounds per game to rank second on the Panthers in rebounds
- Reached double figures 13 times, including a career-high 19 points against Montana
- Played at Hillcrest (Ariz.) Prep, averaging 14.2 points and 6.3 rebounds and was selected to play in the 2017 BioSteel All-Canadian Game

**#13 DERRICK WALKER** | 6-8 | 235 | Jr. | F | Kansas City, Mo.**CAREER STATS**

Year	GP	GS	Min	Avg	Total							Rebounds													
					FG	FGA	Pct	3FG	3FGA	Pct	FT	FTA	Pct	Off	Def	Tot	Avg	PF	FO	Ast	TO	Blk	Stl	Pts	Avg
2017-18*	34	0	299	8.8	28	47	.596	0	0	.000	10	25	.400	29	46	75	2.2	43	0	9	21	7	3	66	1.9
2018-19*	30	0	160	5.3	10	19	.526	0	0	.000	5	19	.263	8	24	32	1.1	28	0	7	6	3	6	25	0.8
All*	64	0	459	7.2	38	66	.576	0	0	.000	15	44	.341	37	70	107	1.7	71	0	16	27	10	9	91	1.4

2019-20 GAME BY GAME**NOTING WALKER**

- Walker is sitting out the 2019-20 season after transferring from Tennessee and will have two seasons of eligibility remaining
- Played in 30 games at Tennessee in 2018-19 as the Volunteers reached the NCAA Sweet 16
- Helped the Volunteers to an SEC title in 2017-18, playing in 34 games and averaging 1.9 points and 2.2 rebounds per outing
- A four-star prospect by ESPN who played at Sunrise (Kan.) Christian Academy, averaging 14 points and seven rebounds per game in 2016-17
- Played on MOKAN Elite AAU program with NBA first-round picks Trae Young and Michael Porter Jr.
- Spent freshman-junior years at Raytown High School, the alma mater of former Husker great Tyronn Lue

**#45 DALANO BANTON** | 6-8 | 195 | So. | G | Toronto, Ontario, Canada**CAREER STATS**

Year	GP	GS	Min	Avg	Total							Rebounds													
					FG	FGA	Pct	3FG	3FGA	Pct	FT	FTA	Pct	Off	Def	Tot	Avg	PF	FO	Ast	TO	Blk	Stl	Pts	Avg
2018-19*	31	12	469	15.1	39	96	.406	8	37	.216	19	34	.559	16	76	92	3.0	27	0	65	52	16	14	105	3.4
All*	31	12	469	15.1	39	96	.406	8	37	.216	19	34	.559	16	76	92	3.0	27	0	65	52	16	14	105	3.4

NOTING BANTON

- Transfer from Western Kentucky who will sit out the 2019-20 season and have three years of eligibility remaining
- Reclassified to the class of 2018 to play at Western Kentucky, where he averaged 3.4 points, 3.0 rebounds and 2.1 assists per game
- Made 12 starts and his best performance was a 13-rebound, 10-assist, eight-point effort in a win over No. 15 Wisconsin
- Top 100 recruit (Rivals and 247Sports) who played at Redemption (N.Y.) Christian Academy and was named conference MVP in his final year at the school
- Played in the BioSteel All-Canadian Game, finishing with 19 points on 9-of-16 shooting, eight rebounds and three steals

UC RIVERSIDE 66, NEBRASKA 47



Official Basketball Box Score - Final
UC Riverside at Nebraska
11/09/19 Pinnacle Bank Arena, Lincoln
Nebraska vs. UC Riverside

Game Time: 8:06 PM
Game Duration: 1:54
Attendance: 15,745

Officials: Lamont Simpson, Chris Beaver, Steve Horvack

UC Riverside - 66

Record: 1-0

Table with 12 columns: NO. Name, Min, FG, 3P, FT, Rebounds, Fouls, TP, AS, TO, ST, Blocks, +/-

Technical Fouls: NONE

Shooting By Period: 1st FG% 12-29 41.4%, 3PT% 4-10 40.0%, FT% 4-4 100%

Nebraska - 47

Record: 0-1

Table with 12 columns: NO. Name, Min, FG, 3P, FT, Rebounds, Fouls, TP, AS, TO, ST, Blocks, +/-

Technical Fouls: NONE

Shooting By Period: 1st FG% 10-29 34.5%, 3PT% 3-13 23.1%, FT% 5-10 50%

Summary table with columns: Biggest lead, Best Scoring Run, Lead Changes, Times Tied, Time with Lead

Game Notes: Actual Attendance 11,725

SOUTHERN UTAH 79, NEBRASKA 78 (2OT)



Official Basketball Box Score - Final
Southern Utah at Nebraska
11/09/19 Pinnacle Bank Arena, Lincoln, NE
Nebraska vs. Southern Utah

Game Time: 1:01 PM
Game Duration: 2:32
Attendance: 15,821

Officials: Bill R, Donnie Epply, Brandon Cruz

Southern Utah - 79

Record: 2-0

Table with 12 columns: NO. Name, Min, FG, 3P, FT, Rebounds, Fouls, TP, AS, TO, ST, Blocks, +/-

Technical Fouls: Marin 2nd OT 2:39

Shooting By Period: 1st FG% 10-33 30.3%, 3PT% 2-13 15.4%, FT% 4-4 100%

Nebraska - 78

Record: 0-2

Table with 12 columns: NO. Name, Min, FG, 3P, FT, Rebounds, Fouls, TP, AS, TO, ST, Blocks, +/-

Technical Fouls: NONE

Shooting By Period: 1st FG% 13-34 38.2%, 3PT% 3-11 27.3%, FT% 9-9 88.9%

Summary table with columns: Biggest lead, Best Scoring Run, Lead Changes, Times Tied, Time with Lead

Game Notes: Actual Attendance 11,473

NEBRASKA 90, SOUTH DAKOTA STATE 73



Official Basketball Box Score - Final
South Dakota St. at Nebraska
11/15/19 Pinnacle Bank Arena, Lincoln
Nebraska vs. South Dakota State

Game Time: 8:05 PM
Game Duration: 1:55
Attendance: 15,946

Officials: Steve McLunkins, Lewis Garrison, Edwin Young

South Dakota St. - 73

Record: 3-2

Table with 12 columns: NO. Name, Min, FG, 3P, FT, Rebounds, Fouls, TP, AS, TO, ST, Blocks, +/-

Technical Fouls: NONE

Shooting By Period: 1st FG% 9-33 27.3%, 3PT% 1-13 7.7%, FT% 8-11 72.7%

Nebraska - 90

Record: 1-2

Table with 12 columns: NO. Name, Min, FG, 3P, FT, Rebounds, Fouls, TP, AS, TO, ST, Blocks, +/-

Technical Fouls: NONE

Shooting By Period: 1st FG% 21-37 56.8%, 3PT% 5-14 35.7%, FT% 4-7 57.1%

Summary table with columns: Biggest lead, Best Scoring Run, Lead Changes, Times Tied, Time with Lead

Game Notes: Actual Attendance 12,947

NEBRASKA 93, SOUTHERN 86 (OT)



Official Basketball Box Score - Final
Southern U. at Nebraska
11/22/19 Pinnacle Bank Arena, Lincoln
Nebraska vs. Southern U.

Game Time: 7:01 PM
Game Duration: 2:17
Attendance: 15,831

Officials: Terry Ojstby, Brian Murt, Kelly Pfeifer

Southern U. - 86

Record: 2-3

Table with 12 columns: NO. Name, Min, FG, 3P, FT, Rebounds, Fouls, TP, AS, TO, ST, Blocks, +/-

Technical Fouls: Shivers 2nd 12:29

Shooting By Period: 1st FG% 13-38 34.2%, 3PT% 4-15 26.7%, FT% 8-8 100%

Nebraska - 93

Record: 2-2

Table with 12 columns: NO. Name, Min, FG, 3P, FT, Rebounds, Fouls, TP, AS, TO, ST, Blocks, +/-

Technical Fouls: Kavas 1st 5:38

Shooting By Period: 1st FG% 13-27 48.1%, 3PT% 7-12 58.3%, FT% 7-15 46.7%

Summary table with columns: Biggest lead, Best Scoring Run, Lead Changes, Times Tied, Time with Lead

Game Notes: Actual Attendance 11,287

NEBRASKA 82, WASHINGTON STATE 71



Official Basketball Box Score - Final
Washington St. at Nebraska
 11/29/19
 2019-20 Men's Basketball

Game Time: 6:30 PM
 Game Duration: 2:01
 Attendance: 690

Officials: John Higgins, John Gaffney, Jeff Anderson

Washington St. - 71

Record: 2-3

NO. Name	Min	FG	3P	FT	Rebounds	Fouls	TP	AS	TO	ST	Blocks	+/-			
		M-A	M-A	M-A	OR DR TOT	PF	FD				BS BA				
4 Alijz Kunc	F 28:16	1-5	0-3	0-0	2	4	6	3	2	2	1	0	-15		
13 Jeff Pollard	F 15:46	2-2	0-0	0-0	1	0	1	2	0	4	0	0	-1		
1 Jervae Robinson	G 31:10	3-13	1-6	0-1	0	4	4	1	1	7	1	2	0	-8	
2 CJ Elleby	G 28:33	9-21	2-7	7-7	2	4	6	3	6	27	1	3	2	-10	
10 Isaac Bonton	G 30:20	6-19	3-9	2-3	0	0	7	2	3	17	0	4	2	-7	
20 Deion James	03:21	1-1	0-0	0	0	0	0	0	0	2	0	0	0	-4	
23 Jaylen Shead	G 26:43	1-5	0-2	1-1	4	4	5	2	1	3	4	2	1	0	-9
11 DJ Rodman	10:11	0-0	0-0	0-0	0	1	1	0	0	0	2	0	0	0	7
15 Volodymyr Markovetskyi	08:11	3-5	0-0	0-2	6	1	7	2	1	6	0	1	0	0	-6
32 Tony Miller	04:41	0-0	0-0	1-2	0	2	2	4	1	1	0	0	0	0	-1
24 Noah Williams	05:06	0-1	0-0	0-0	0	0	0	4	0	0	0	0	0	0	-1
5 Marvin Cannon	07:42	1-1	0-0	0-0	0	0	0	0	0	2	0	0	0	0	1
Team					0	2	2	0	0	0	0	0			
Totals		27-73	6-27	11-16	15	29	44	23	15	71	9	13	6	3	-11

Technical Fouls: NONE

Nebraska - 82

Record: 3-2

NO. Name	Min	FG	3P	FT	Rebounds	Fouls	TP	AS	TO	ST	Blocks	+/-			
		M-A	M-A	M-A	OR DR TOT	PF	FD				BS BA				
24 Yvan Ouedraogo	F 13:24	2-4	0-0	0-2	1	0	1	1	1	4	0	2	0	0	-2
3 Cam Mack	G 36:48	2-8	0-2	6-11	1	7	8	5	7	10	6	5	3	0	2
11 Dachon Burke	G 33:58	8-10	2-3	1-2	1	6	7	3	5	19	3	0	0	0	18
22 Haanif Cheatham	G 33:58	8-10	2-3	1-2	1	6	7	3	5	19	3	0	0	0	18
23 Jerry Green	G 27:58	5-9	3-5	3-4	2	6	8	3	2	16	2	1	0	0	11
1 Kevin Cross	26:36	6-8	2-4	0-2	0	8	8	0	4	14	1	3	0	0	13
25 Matej Kavas	14:13	1-3	0-1	0-0	0	0	0	2	0	2	0	0	0	0	-5
34 Thorir Thorbjarnarson	16:32	1-2	1-1	0-0	0	2	2	0	3	0	1	1	0	0	-1
15 Samari Curtis	02:03	0-0	0-0	0-0	0	0	0	0	0	0	0	0	0	0	-5
Team					1	1	2	0	0	0	0	0			
Totals		30-57	9-18	13-25	7	34	41	16	23	82	11	15	5	2	3

Shooting By Period

1st FG%	14-32	43.8%
3PT%	4-15	26.7%
FT%	5-9	55.6%
2nd FG%	13-41	31.7%
FT%	6-7	85.7%
GMFG%	27-73	37.0%
3PT%	6-27	22.2%
FT%	11-16	68.8%

Dead Ball Rebounds: 2, 0

Technical Fouls: Mack 2nd 0:53

	WSU	UNL
Biggest lead	6 (1st 6:44)	16 (2nd 7:22)
Best Scoring Run	10 (1st 6:44)	8 (2nd 7:22)
Lead Changes	3	4
Times Tied	2	0
Time with Lead	12:10	25:50

Points from Turnovers	WSU	UNL
Points	17	19
Second Chance	20	4
Fast Breaks	13	13
Bench	14	19

Period by Period Scoring	1st	2nd	TOT
WSU	37	34	71
UNL	34	48	82

GEORGE MASON 85, NEBRASKA 66



Official Basketball Box Score - Final
George Mason at Nebraska
 11/29/19 John Gray Gymnasium, George Town, Grand Cayman
 2019-20 Men's Basketball

Game Time: 6:30 PM
 Game Duration: 1:50
 Attendance: 1,066

Officials: Jeff Anderson, Ron Groover, Matt Porter

George Mason - 85

Record: 7-1

NO. Name	Min	FG	3P	FT	Rebounds	Fouls	TP	AS	TO	ST	Blocks	+/-			
		M-A	M-A	M-A	OR DR TOT	PF	FD				BS BA				
12 AJ Wilson	F 33:34	4-9	0-0	0-2	7	7	14	2	1	8	2	3	1	5	27
13 Josh Odure	F 19:22	1-2	0-0	0-0	1	4	5	1	2	2	0	1	0	0	-4
10 Jamal Hartwell II	G 36:24	8-15	5-10	2-2	1	2	3	2	1	23	6	2	0	0	21
11 Jordan Miller	G 26:32	7-11	2-4	4-4	1	7	8	2	3	20	1	4	2	1	24
23 Javon Greene	G 33:36	7-17	2-6	1-2	1	5	6	4	2	17	3	4	0	0	29
0 Goanar Mar	29:07	2-5	1-2	3-4	2	4	6	1	3	8	2	2	0	0	8
2 Xavier Johnson	09:12	0-1	0-1	0-0	0	1	1	0	1	0	0	2	0	0	-9
1 Justin Keir	09:22	3-4	1-1	0-0	0	3	4	3	2	7	0	1	0	0	-5
20 Jason Douglas-Stanley	00:57	0-1	0-1	0-0	0	0	0	0	0	0	0	0	0	0	-2
21 Jack Tempchin	00:57	0-0	0-0	0-0	0	0	0	0	0	0	0	1	0	0	-2
22 Mehki McCray	00:57	0-0	0-0	0-0	0	0	0	0	0	0	0	0	0	0	-2
Team					2	1	3	0	0	0	0	0			
Totals		32-65	11-25	10-14	15	34	49	12	13	85	14	19	7	6	4

Technical Fouls: NONE

Nebraska - 66

Record: 3-3

NO. Name	Min	FG	3P	FT	Rebounds	Fouls	TP	AS	TO	ST	Blocks	+/-			
		M-A	M-A	M-A	OR DR TOT	PF	FD				BS BA				
24 Yvan Ouedraogo	F 20:34	1-2	0-0	0-0	3	2	5	1	0	2	0	1	2	2	-21
3 Cam Mack	G 30:07	4-9	1-3	0-0	1	2	5	4	0	9	3	4	0	0	-21
11 Dachon Burke	G 30:45	5-12	2-5	2-4	0	2	2	1	2	14	1	4	5	1	-14
22 Haanif Cheatham	G 31:59	5-8	2-4	1-2	0	1	1	0	1	5	0	1	0	0	-12
23 Jerry Green	G 24:29	1-7	0-5	0-0	1	3	4	3	2	7	0	2	0	0	-26
1 Kevin Cross	19:21	4-8	3-5	0-0	1	4	5	1	0	11	1	2	0	0	1
25 Matej Kavas	16:03	2-7	1-4	5-6	0	2	2	2	2	10	2	0	0	0	-2
34 Thorir Thorbjarnarson	19:34	1-3	0-1	0-1	0	4	4	1	1	2	0	1	0	0	-4
15 Samari Curtis	07:01	1-4	1-3	0-0	0	0	0	0	0	3	0	0	0	0	0
30 Charlie Easley	00:57	0-0	0-0	0-0	0	0	0	0	0	0	0	0	0	0	2
Team					1	0	1	0	0	0	0	1			
Totals		24-61	10-30	8-13	7	19	26	13	12	66	12	15	9	4	-19

Technical Fouls: NONE

	GMU	UNL
Biggest lead	21 (2nd 1:23)	2 (1st 10:44)
Best Scoring Run	10 (1st 8:17)	9 (1st 10:44)
Lead Changes	4	0
Times Tied	2	0
Time with Lead	36:01	01:05

Points from Turnovers	GMU	UNL
Points	11	15
Second Chance	17	9
Fast Breaks	2	18
Bench	15	26

Period by Period Scoring	1st	2nd	TOT
GMU	37	48	85
UNL	28	38	66

NEBRASKA 74, SOUTH FLORIDA 67



Official Basketball Box Score - Final
South Fla. at Nebraska
 11/27/19 John Gray Gymnasium, George Town, Grand Cayman
 2019-20 Men's Basketball

Game Time: 4:00 PM
 Game Duration: 1:52
 Attendance: 312

Officials: Ron Groover, Pat Adams, Tony Chizaa

South Fla. - 67

Record: 3-4

NO. Name	Min	FG	3P	FT	Rebounds	Fouls	TP	AS	TO	ST	Blocks	+/-			
		M-A	M-A	M-A	OR DR TOT	PF	FD				BS BA				
4 Michael Durr	F 28:29	4-11	0-0	0-0	5	6	11	1	0	8	0	1	0	0	-10
00 David Collins	G 26:18	6-15	2-7	2-2	0	3	3	3	4	16	0	1	1	0	-8
2 Ezacuras Dawson	G 19:36	2-5	1-3	0-0	0	0	0	0	3	5	2	1	0	0	4
3 Laquincy Rideau	G 38:41	7-18	1-5	0-0	1	2	3	4	3	15	5	2	1	0	-12
13 Justin Brown	G 31:51	1-8	1-5	1-2	6	2	9	2	4	2	1	1	1	0	-9
1 Xavier Castaneda	28:35	2-6	1-3	2-2	0	5	5	1	1	7	3	0	1	0	-2
34 Antun Maricovic	11:31	2-2	0-0	0-0	1	2	3	1	0	4	0	0	0	0	3
5 Rashun Williams	11:45	3-4	2-3	0-0	2	2	4	0	0	8	2	0	0	0	3
24 Jamir Chaplin	03:14	0-1	0-1	0-0	1	0	1	0	0	0	0	0</			

CREIGHTON 95, NEBRASKA 76

Official Basketball Box Score -- Game Totals -- Final Statistics
Nebraska vs Creighton
12-07-19 1:30 pm at Omaha, Neb. (CHI Health Center Omaha)

Table with columns: #, Player, FG-FGA, 3-Pr FG-FGA, FT-FTA, Rebounds (Off, Def, Tot), PF, TP, A, TO, Blk, Stl, Min. Includes player stats for Yvan Ouedraogo, Dathon Burke, Haanif Cheatham, etc.

FG % 1st Half: 8-34 23.5% 2nd half: 19-31 61.3% Game: 27-65 41.5%
3FG % 1st Half: 3-14 21.4% 2nd half: 6-13 46.2% Game: 9-27 33.3%
FT % 1st Half: 3-7 42.9% 2nd half: 10-17 58.8% Game: 13-24 54.2%

Creighton 95 • 7-2

Table with columns: #, Player, FG-FGA, 3-Pr FG-FGA, FT-FTA, Rebounds (Off, Def, Tot), PF, TP, A, TO, Blk, Stl, Min. Includes player stats for BISHOP, Christian, JEFFERSON, Damien, etc.

FG % 1st Half: 17-33 51.5% 2nd half: 18-33 54.5% Game: 35-66 53.0%
3FG % 1st Half: 8-16 50.0% 2nd half: 5-14 35.7% Game: 13-30 43.3%
FT % 1st Half: 6-8 75.0% 2nd half: 6-7 85.7% Game: 12-15 80.0%

Officials: James Breeding, Jeffrey Anderson, Earl Walton
Technical fouls: Nebraska-None. Creighton-None.
Attendance: 18068
Fouled out: Home #13 with 5:08 left in 2nd half.

Score by periods table with columns: 1st, 2nd, Total. Rows for Nebraska and Creighton.

Last FG - NEB 2nd-00:22, CU 2nd-01:45.
Largest lead - NEB None, CU by 32 2nd-18:36.
NEB led for 00:00. CU led for 39:24. Game was tied for 00:36.

INDIANA 96, NEBRASKA 90 (OT)

Official Basketball Box Score - Final
Nebraska at Indiana
12/14/19 Simon Skjott Assembly Hall, Bloomington
2019-20 Men's Basketball
Game Time: 1:00 AM
Game Duration: 2:15
Attendance: 17,222

Table with columns: #, Name, Min, FG, 3P, FT, Rebounds, Fouls, TP, AS, TO, ST, Blocks, +/-, Shooting By Period. Includes player stats for Yvan Ouedraogo, Cam Mack, Dathon Burke, etc.

Technical Fouls: NONE
Dead Ball Rebounds: 2.0

Table with columns: #, Name, Min, FG, 3P, FT, Rebounds, Fouls, TP, AS, TO, ST, Blocks, +/-, Shooting By Period. Includes player stats for Justin Smith, Trayce Jackson-Davis, Joey Brunk, etc.

Technical Fouls: NONE
Dead Ball Rebounds: 8.0

Summary statistics table including Biggest lead, Best Scoring Run, Lead Changes, Times Tied, Time with Lead, Points from Turnovers, Second Chance, Fast Breaks, Bench.

NEBRASKA 70, PURDUE 56

Official Basketball Box Score - Final
Purdue at Nebraska
12/15/19 Pinnacle Bank Arena, Lincoln
Nebraska vs. Purdue
Game Time: 3:01 PM
Game Duration: 1:47
Attendance: 15,654

Table with columns: #, Name, Min, FG, 3P, FT, Rebounds, Fouls, TP, AS, TO, ST, Blocks, +/-, Shooting By Period. Includes player stats for Matt Haarms, Filip Trebraca, Kianan Walter, etc.

Technical Fouls: NONE
Dead Ball Rebounds: 1.0

Table with columns: #, Name, Min, FG, 3P, FT, Rebounds, Fouls, TP, AS, TO, ST, Blocks, +/-, Shooting By Period. Includes player stats for Yvan Ouedraogo, Cam Mack, Dathon Burke, etc.

Technical Fouls: NONE
Dead Ball Rebounds: 0.0

Summary statistics table including Biggest lead, Best Scoring Run, Lead Changes, Times Tied, Time with Lead, Points from Turnovers, Second Chance, Fast Breaks, Bench.

Game Notes: Actual attendance 10786

NORTH DAKOTA 75, NEBRASKA 74

Official Basketball Box Score - Final
North Dakota at Nebraska
12/21/19 Pinnacle Bank Arena, Lincoln
Nebraska vs. North Dakota
Game Time: 5:01 PM
Game Duration: 1:53
Attendance: 15,010

Table with columns: #, Name, Min, FG, 3P, FT, Rebounds, Fouls, TP, AS, TO, ST, Blocks, +/-, Shooting By Period. Includes player stats for Filip Trebraca, Kianan Walter, Marion Stewart, etc.

Technical Fouls: NONE
Dead Ball Rebounds: 1.0

Table with columns: #, Name, Min, FG, 3P, FT, Rebounds, Fouls, TP, AS, TO, ST, Blocks, +/-, Shooting By Period. Includes player stats for Yvan Ouedraogo, Cam Mack, Dathon Burke, etc.

Technical Fouls: NONE
Dead Ball Rebounds: 2.0

Summary statistics table including Biggest lead, Best Scoring Run, Lead Changes, Times Tied, Time with Lead, Points from Turnovers, Second Chance, Fast Breaks, Bench.

Game Notes: Actual Attendance 11,425

NEBRASKA 73, TEXAS A&M-CORPUS CHRISTI 52



Official Basketball Box Score - Final
A&M-Corpus Christi at Nebraska
12/29/19 Pinnacle Bank Arena, Lincoln
Nebraska - TAMU-Corpus Christi

Game Time: 1:03 PM
Game Duration: 1:57
Attendance: 14,968

Officials: Bill Br, Steve McClunkins, Steve Horvack

Record: 4-9

Box score table for Nebraska vs A&M-Corpus Christi. Columns include NO. Name, Min, FG, 3P, FT, Rebounds, Fouls, TP, AS, TO, ST, Blocks, +/-.

Shooting By Period table showing FG%, 3PT%, FT%, GMFG%, and FT% for each quarter.

Nebraska - 73

Record: 6-7

Box score table for Nebraska vs Texas A&M-Corpus Christi. Columns include NO. Name, Min, FG, 3P, FT, Rebounds, Fouls, TP, AS, TO, ST, Blocks, +/-.

Shooting By Period table showing FG%, 3PT%, FT%, GMFG%, and FT% for each quarter.

Technical Fouls: NONE

Summary statistics table including ACC, NEB, Points from Turnovers, ACC, NEB, Period by Period Scoring, Best Scoring Run, Lead Changes, Times Tied, and Time with Lead.

Game Notes: Actual Attendance 10,473

RUTGERS 79, NEBRASKA 62



Official Basketball Box Score - Final
Rutgers at Nebraska
01/03/20 Pinnacle Bank Arena, Lincoln
Nebraska vs. Rutgers

Game Time: 7:01 PM
Game Duration: 1:56
Attendance: 15,024

Officials: Larry Scrotto, Kelly Pfeifer, Lewis Garrison

Record: 11-3 (2-1)

Box score table for Rutgers vs Nebraska. Columns include NO. Name, Min, FG, 3P, FT, Rebounds, Fouls, TP, AS, TO, ST, Blocks, +/-.

Shooting By Period table showing FG%, 3PT%, FT%, GMFG%, and FT% for each quarter.

Nebraska - 62

Record: 6-8 (1-2)

Box score table for Nebraska vs Rutgers. Columns include NO. Name, Min, FG, 3P, FT, Rebounds, Fouls, TP, AS, TO, ST, Blocks, +/-.

Shooting By Period table showing FG%, 3PT%, FT%, GMFG%, and FT% for each quarter.

Technical Fouls: Mulcahy 1st 6:06

Summary statistics table including RUT, NEB, Points from Turnovers, RUT, NEB, Period by Period Scoring, Best Scoring Run, Lead Changes, Times Tied, and Time with Lead.

Game Notes: Actual Attendance 12,142

NEBRASKA 76, IOWA 70



Official Basketball Box Score - Final
Iowa at Nebraska
01/07/20 Pinnacle Bank Arena, Lincoln, NE
Nebraska vs. Iowa

Game Time: 8:12 PM
Game Duration: 1:59
Attendance: 14,722

Officials: DJ Carstensen, Chris Beaver, Rob Kuzmanic

Iowa - 70

Record: 10-5 (1-3)

Box score table for Iowa vs Nebraska. Columns include NO. Name, Min, FG, 3P, FT, Rebounds, Fouls, TP, AS, TO, ST, Blocks, +/-.

Shooting By Period table showing FG%, 3PT%, FT%, GMFG%, and FT% for each quarter.

Nebraska - 76

Record: 7-8 (2-2)

Box score table for Nebraska vs Iowa. Columns include NO. Name, Min, FG, 3P, FT, Rebounds, Fouls, TP, AS, TO, ST, Blocks, +/-.

Shooting By Period table showing FG%, 3PT%, FT%, GMFG%, and FT% for each quarter.

Technical Fouls: NONE

Summary statistics table including IOWA, NEB, Points from Turnovers, IOWA, NEB, Period by Period Scoring, Best Scoring Run, Lead Changes, Times Tied, and Time with Lead.

Game Notes: Actual Attendance 11,814

NORTHWESTERN 62, NEBRASKA 57



Official Basketball Box Score - Final
Nebraska at Northwestern
01/11/20 Welsh-Ryan Arena, Evanston
2019-20 Men's Basketball

Game Time: 12:00 AM
Game Duration: 1:52
Attendance: 5,664

Officials: Paul Szcz, Kelly Pfeifer, Mike Eades

Record: 7-9 (2-3)

Box score table for Northwestern vs Nebraska. Columns include NO. Name, Min, FG, 3P, FT, Rebounds, Fouls, TP, AS, TO, ST, Blocks, +/-.

Shooting By Period table showing FG%, 3PT%, FT%, GMFG%, and FT% for each quarter.

Nebraska - 57

Record: 6-9 (1-4)

Box score table for Nebraska vs Northwestern. Columns include NO. Name, Min, FG, 3P, FT, Rebounds, Fouls, TP, AS, TO, ST, Blocks, +/-.

Shooting By Period table showing FG%, 3PT%, FT%, GMFG%, and FT% for each quarter.

Technical Fouls: NONE

Summary statistics table including UN, NU, Points from Turnovers, UN, NU, Period by Period Scoring, Best Scoring Run, Lead Changes, Times Tied, and Time with Lead.

NO. 21 OHIO STATE 80, NEBRASKA 68



Official Basketball Box Score - Final
Nebraska at Ohio State
 01/16/20 Value City Arena, Columbus
 2019-20 Men's Basketball

Game Time: 5:30 PM
 Game Duration: 1:50
 Attendance: 12,164

Officials: Rob Riley, Terry Glesby, Donnie Epley

Nebraska - 68

Record: 7-10 (2-4)

NO. Name	Min	FG M-A	3P M-A	FT M-A	Rebounds	Fouls	TP	AS	TO	ST	Blocks	PF	BS	BA	+	-
24 Yvan Ouedraogo	F 29:40	4-8	0-0	2-3	4	1	2	4	1	2	2	2	2	0	1	0
3 Cam Mack	G 36:51	5-15	0-4	0-0	1	1	2	4	3	10	6	1	1	2	0	-9
11 Dachon Burke	G 27:12	4-11	0-2	1-2	2	2	4	1	3	9	2	2	1	0	2	-3
22 Haanif Cheatham	G 29:22	4-10	1-4	0-0	3	3	1	0	9	1	1	0	0	3	-22	-13
34 Thorir Thorbjarnarson	G 31:54	5-11	5-8	0-0	6	6	2	0	15	3	0	0	0	2	-9	-9
1 Kevin Cross	10:20	2-4	1-1	0-0	1	1	2	4	1	5	0	1	0	0	0	-12
25 Matej Kavas	07:14	0-1	0-0	0-0	0	0	0	0	1	0	0	0	0	0	0	-6
30 Charlie Easley	09:19	0-0	0-0	0-0	0	0	0	0	1	0	1	0	0	0	0	-4
23 Jerry Green	17:16	4-6	2-3	0-0	1	3	4	0	1	10	0	1	0	0	0	-2
0 Alcol Arop	00:52	0-0	0-0	0-0	0	0	0	0	0	0	0	0	0	0	0	0
Team					3	6	0	0	0	0	0	0	0	0	0	0
Totals		28-66	9-22	3-5	12	20	32	15	13	68	15	9	2	3	9	-12

Shooting By Period	
1 st FG%	11-35 31.4%
3PT%	1-9 11.1%
FT%	2-3 66.7%
2 nd FG%	17-31 54.8%
3PT%	8-13 61.5%
FT%	1-2 50%
GM FG%	28-66 42.4%
3PT%	9-22 40.9%
FT%	3-5 60.0%

Dead Ball Rebounds: 1.0

Technical Fouls: NONE

Ohio State - 80

Record: 12-5 (2-4)

NO. Name	Min	FG M-A	3P M-A	FT M-A	Rebounds	Fouls	TP	AS	TO	ST	Blocks	PF	BS	BA	+	-
24 Andrea Wesson	F 29:49	4-7	3-5	0-0	0	3	3	2	10	11	3	1	0	1	0	15
25 Kyle Young	F 24:45	5-9	0-0	0-0	1	5	6	2	3	2	1	0	0	2	0	-2
34 Kaleb Wesson	F 34:44	5-7	1-2	2-3	6	8	14	4	4	13	4	4	0	2	0	13
3 D.J. Carton	G 37:56	4-12	2-7	3-4	0	3	0	3	13	5	2	0	2	2	13	13
13 C.J. Walker	G 37:28	7-12	2-3	2-2	0	5	5	2	1	18	4	0	2	0	1	10
32 E.J. Liddell	14:17	3-5	1-1	3-6	0	2	2	0	3	10	0	0	1	0	3	3
10 Justin Ahrens	13:25	2-3	1-2	0-0	1	1	2	1	5	0	0	1	0	0	0	-1
40 Danny Hummer	02:04	0-0	0-0	0-0	0	0	0	1	0	0	0	0	0	0	0	-1
0 Alonzo Gaffney	05:32	0-0	0-0	0-0	0	0	0	0	0	0	0	0	0	1	0	10
Team					1	0	1	0	0	0	0	0	0	0	0	0
Totals		30-55	10-22	10-15	8	27	35	13	15	80	17	12	2	9	3	12

Shooting By Period	
1 st FG%	15-28 53.6%
3PT%	5-10 50.0%
FT%	3-4 75%
2 nd FG%	15-27 55.6%
3PT%	7-11 63.6%
FT%	5-12 41.7%
GM FG%	30-55 54.5%
3PT%	10-22 45.5%
FT%	10-15 66.7%

Dead Ball Rebounds: 2.0

Technical Fouls: NONE

Biggest lead	NEB	OSU
4 (1 st 17:29)	25 (2 nd 8:25)	
Best Scoring Run	7 (2 nd 1:30)	12 (2 nd 8:25)
Lead Changes	1	
Times Tied	0	
Time with Lead	02:47	36:12

Points from Turnovers	NEB	OSU
17	15	
Paint	38	34
Second Chance	13	12
Fast Breaks	4	4
Bench	15	15

Period by Period Scoring			
	1st	2nd	TOT
NEB	25	43	68
OSU	38	42	80

INDIANA 82, NEBRASKA 74



Official Basketball Box Score - Final
Indiana at Nebraska
 01/18/20 Rhoads Bark Arena, Lincoln
 Nebraska vs Indiana

Game Time: 6:08 PM
 Game Duration: 2:12
 Attendance: 15,925

Officials: Terry Wyrmer, Rib Kuremen, Steve Knack

Indiana - 82

Record: 14-4 (4-3)

NO. Name	Min	FG M-A	3P M-A	FT M-A	Rebounds	Fouls	TP	AS	TO	ST	Blocks	PF	BS	BA	+	-
3 Justin Smith	F 32:23	7-12	1-3	0-1	3	4	7	2	1	15	2	1	0	1	0	3
4 Trayce Jackson-Davis	F 36:10	6-7	0-0	0-8	2	11	13	0	4	18	4	0	0	1	0	12
50 Joey Brunk	C 28:21	7-8	0-0	2-5	2	3	5	1	4	16	2	2	0	2	0	13
1 Algami Durham	G 20:55	1-6	1-5	4-6	0	0	0	3	7	1	2	0	0	0	-13	-13
10 Rob Phinisee	G 23:55	2-7	1-5	0-0	1	1	1	4	2	5	4	4	1	1	0	13
11 Devonte Green	14:10	1-6	1-4	0-0	0	4	4	2	0	3	4	2	0	1	0	-4
25 Race Thompson	07:37	0-2	0-1	0-0	1	2	3	0	0	0	0	0	0	0	0	-11
2 Armaan Franklin	22:43	3-8	2-5	0-0	0	6	6	3	4	8	4	3	1	1	1	18
21 Jerome Hunter	08:05	2-3	2-3	0-0	0	0	0	2	0	6	0	1	0	0	0	5
20 DeRon Davis	05:41	2-2	0-0	0-0	0	3	3	0	4	0	0	0	0	0	0	4
Team					4	2	6	0	1	0	0	0	0	0	0	0
Totals		31-61	8-26	12-20	12	36	48	17	18	82	21	18	2	8	1	8

Shooting By Period	
1 st FG%	18-34 52.9%
3PT%	6-16 37.5%
FT%	4-6 66.7%
2 nd FG%	13-27 48.1%
3PT%	2-10 20.0%
FT%	8-14 57.1%
GM FG%	31-61 50.8%
3PT%	8-26 30.8%
FT%	12-20 60.0%

Dead Ball Rebounds: 4.0

Technical Fouls: NONE

Nebraska - 74

Record: 7-11 (2-5)

NO. Name	Min	FG M-A	3P M-A	FT M-A	Rebounds	Fouls	TP	AS	TO	ST	Blocks	PF	BS	BA	+	-
24 Yvan Ouedraogo	F 22:23	2-4	0-0	0-0	2	3	5	1	1	4	0	1	0	0	1	-5
3 Cam Mack	G 37:19	5-15	3-8	7-11	0	3	3	3	7	20	9	3	0	1	2	-11
11 Dachon Burke	G 27:53	5-12	0-4	2-4	1	3	4	1	5	12	0	1	2	0	2	-14
22 Haanif Cheatham	G 34:13	4-10	2-5	0-1	0	1	1	0	1	10	3	1	0	0	0	-8
34 Thorir Thorbjarnarson	G 37:19	5-9	1-5	2-2	1	8	9	4	1	13	3	2	3	0	0	-3
1 Kevin Cross	15:54	1-5	1-3	2-2	0	2	2	5	1	5	1	2	0	0	1	-4
30 Charlie Easley	16:08	2-4	2-3	2-2	1	0	1	2	1	8	0	3	0	3	0	4
25 Matej Kavas	02:41	0-2	0-1	0-0	0	0	0	0	0	0	0	0	0	0	0	-5
23 Jerry Green	06:13	1-2	0-1	0-0	0	0	1	2	0	2	0	1	0	0	0	6
Team					3	4	0	0	0	0	0	0	0	0	0	0
Totals		25-63	9-30	15-22	8	22	30	18	17	74	16	11	3	1	8	-3

Shooting By Period	
1 st FG%	13-31 41.9%
3PT%	6-13 46.2%
FT%	9-14 64.3%
2 nd FG%	12-32 37.5%
3PT%	3-17 17.6%
FT%	6-7 85.7%
GM FG%	25-63 39.7%
3PT%	9-30 30.0%
FT%	15-22 68.2%

Dead Ball Rebounds: 1.0

Technical Fouls: NONE

Biggest lead	IND	NEB
19 (2 nd 15:02)	9 (1 st 12:18)	
Best Scoring Run	10 (2 nd 15:02)	11 (1 st 12:18)
Lead Changes	12	
Times Tied	4	
Time with Lead	27:23	11:21

Points from Turnovers	IND	NEB
10	13	
Paint	40	30
Second Chance	15	9
Fast Breaks	9	11
Bench	21	15

Period by Period Scoring			
	1st	2nd	TOT
IND	46	36	82
NEB	41	33	74

Game Notes: Actual Attendance 12,940

WISCONSIN 82, NEBRASKA 68



Official Basketball Box Score - Final
Nebraska at Wisconsin
 01/21/20 Kohl Center, Madison
 2019-20 Men's Basketball

Game Time: 8:01 PM
 Game Duration: 1:51
 Attendance: 16,886

Officials: Chris Beaver, Kelly Pfaffer, Donnie Epley

Nebraska - 68

Record: 7-12 (2-6)

NO. Name	Min	FG M-A	3P M-A	FT M-A	Rebounds	Fouls	TP	AS	TO	ST	Blocks	PF	BS	BA	+	-
24 Yvan Ouedraogo	F 19:41	0-2	0-0	3-4	0	3	8	1	2	3	2	2	0	0	1	-12
3 Cam Mack	G 36:42	5-15	2-7	2-3	0	7	7	1	2	14	6	3	0	1	1	-22
11 Dachon Burke	G 35:43	10-14	0-2	0-0	0	8	8	2	5	20	1	2	1	1	0	-12
22 Haanif Cheatham	G 20:59	1-5	0-1	0-0	0	0	0</									

MICHIGAN 79, NEBRASKA 68



Official Basketball Box Score - Final
Michigan at Nebraska
01/28/20 Prairie Bank Arena, Lincoln
Nebraska vs. Michigan

Game Time: 6:01 PM
Game Duration: 2:06
Attendance: 15,688

Michigan - 79 Record: 12-8 (3-6)

NO. Name	Min	FG	3P	FT	Rebounds	Fouls	TP	AS	TO	ST	Blocks	+/-
		M-A	M-A	M-A	OR DR TOT	PF	FD				BS BA	
23 Brandon Johns Jr.	F	36:46	5-6	1-1	5-7	3 4 7	2 4	16	1	4	0	1 0 10
15 Jon Teske	C	32:43	4-7	0-0	1-2	2 6 8	3 2	9	3	1	2	2 0 6
00 David DeJulius	G	33:50	1-7	0-2	3-5	0 4 4	2 5	5	3	1	0	0 1 4
21 Franz Wagner	G	25:24	8-15	1-5	1-1	3 5 8	4 3	18	1	6	3	1 0 0
55 Eli Brooks	G	39:31	6-12	4-10	4-6	1 8 9	3 5	20	4	2	2	1 0 11
5 Adrian Nunez	16:41	1-6	0-0	0-0	0 0 0	2 0 3	1 1	1	1	0	0	0 0 15
11 Colin Castleton	03:46	2-2	0-0	1-1	0 0 0	0 2 5	0 0	0	1	0	0	-1
24 CJ Baird	07:48	0-0	0-0	0-0	0 1 1	0 0 0	0 0	0	0	0	0	0 4
51 Austin Davis	03:31	1-1	0-0	1-2	1 1 2	0 1 3	0 0	1	3	0	0	0 6
Team					0 2 2		0	2				
Totals		28-56	7-24	16-24	10 31 41	16 22	79	13	17	9	6	1 11

Officials: Bo Boroki, Earl Watson, Rob Kueneman

Nebraska - 68 Record: 7-14 (2-8)

NO. Name	Min	FG	3P	FT	Rebounds	Fouls	TP	AS	TO	ST	Blocks	+/-
		M-A	M-A	M-A	OR DR TOT	PF	FD				BS BA	
24 Yvan Ouedraogo	F	17:04	0-4	0-0	0 1 1	2 0 0	0 0	0 1	0 0	1 0	0 0	-9
3 Cam Mack	G	38:26	7-14	5-7	0-2	3 4 7	3 3	19	9	3	1	0 0 -8
11 Dachon Burke	G	27:04	3-12	0-4	1-2	0 1 1	3 2	7	2	2	0	1 2 -6
22 Haanif Cheatham	G	33:04	7-11	0-1	3-4	0 2 2	2 2	17	0	1	0	0 0 -7
34 Thorir Thorbjarnarson	G	37:17	3-6	1-3	1-2	1 7 8	1 3	8	3	2	1	0 1 -6
30 Charlie Easley	14:24	0-0	0-0	0-0	0 1 1	1 2 0	0 0	0 0	3 0	0 0	-5	
1 Kevin Cross	20:57	6-11	3-5	2-2	0 4 4	4 1 17	2 3	0 0	0 0	2 3		
23 Jervay Green	10:05	0-1	0-1	0-0	0 1 1	5 3 0	0 1	0 0	0 0	0 -13		
0 Akol Arop	01:39	0-0	0-0	0-0	0 0 0	1 0 0	0 0	0 0	0 0	0 -4		
Team					0 2 2		0	1				
Totals		26-59	9-21	7-12	4 23 27	22 15	68	16	14	5	1 6 11	

Technical Fouls: Wagner 2nd 2:40

	MIC	NEB
Biggest lead	15 (2 nd 5:47)	5 (1 st 18:04)
Best Scoring Run	11 (2 nd 6:34)	6 (2 nd 13:49)
Lead Changes	7	6
Times Tied	6	6
Time with Lead	27:58	07:39

Points from Turnovers	MIC	NEB
Points from Turnovers	16	14
Paint	38	28
Second Chance	10	4
Fast Breaks	9	5
Bench	11	17

Period by Period Scoring	MIC	NEB	TOT
Period by Period Scoring	40	39	79
NEB	35	33	68

Game Notes: Actual Attendance 11,891

NO. 24 PENN STATE 76, NEBRASKA 64



Official Basketball Box Score - Final
Penn St. at Nebraska
02/01/20 Prairie Bank Arena, Lincoln
Nebraska vs. Penn State

Game Time: 6:03 PM
Game Duration: 2:02
Attendance: 15,501

Penn St. - 76 Record: 16-5 (6-4)

NO. Name	Min	FG	3P	FT	Rebounds	Fouls	TP	AS	TO	ST	Blocks	+/-
		M-A	M-A	M-A	OR DR TOT	PF	FD				BS BA	
1 Seth Lundy	F	17:38	2-5	1-3	0-2	0 2 2	2 2	5	0	1	0	0 1
11 Lamar Stevens	F	28:39	6-11	1-2	0-0	0 5 5	2 1	13	2	3	0	2 0 16
21 John Harrar	F	18:11	2-3	0-0	2-4	1 2 3	2 3	6	0	1	2	0 0 4
0 Myreon Jones	G	28:20	5-12	2-7	1-2	0 2 2	1 1	13	6	1	0	0 0 12
5 Jamarri Wheeler	G	24:42	2-2	2-2	0 0 0	2 3 5	3 1	6	3	1	2	0 0 9
12 Izalah Brockington	20:04	3-8	0-0	2-4	2 1 3	2 3 8	0	0	0	0	0	0 1 0
24 Mike Watkins	20:54	5-12	0-0	1-2	5 12 7	2 4	11	2	2	0	2	0 12
2 Miles Dread	20:49	5-11	4-10	0-0	2 2 4	1 1 14	1	14	1	1	0	0 17
4 Curtis Jones	16:33	0-3	0-2	0-0	1 5 6	2 0 0	0	2	2	0	0 0 3	
10 Kyle McCloskey	01:37	0-0	0-0	0-0	0 0 0	0 0 0	0 0	0	0	1	0	-5
15 Trent Buttrick	01:37	0-0	0-0	0-0	0 0 0	0 0 0	0 0	0	0	0	0	-5
20 Taylor Nussbaum	00:56	0-0	0-0	0-0	0 0 0	0 0 0	0 0	0	0	0	0	-4
Team					1 1 2		0	1				
Totals		30-67	10-26	6-14	14 35 49	17 16	76	16	16	5	4 1 12	

Officials: Paul Szec, Lewis Garrison, Edwin Young

Nebraska - 64 Record: 7-15 (2-9)

NO. Name	Min	FG	3P	FT	Rebounds	Fouls	TP	AS	TO	ST	Blocks	+/-
		M-A	M-A	M-A	OR DR TOT	PF	FD				BS BA	
24 Yvan Ouedraogo	F	20:01	2-3	0-0	2-4	1 5 6	2 2	6	0	0	1	0 0 -6
11 Dachon Burke	G	27:02	5-15	1-3	0-0	2 1 3	3 4	11	1	2	2	0 2 -9
22 Haanif Cheatham	G	35:15	5-10	2-3	3-6	1 7 8	0 4	15	2	3	0	0 0 -10
30 Charlie Easley	G	19:24	0-3	0-2	1-3	0 0 0	2 2	1	1	2	0	0 0 0
34 Thorir Thorbjarnarson	G	29:17	4-7	2-3	2-3	1 4 5	1 2	12	1	1	0	0 -26
3 Cam Mack	G	21:50	0-6	0-2	0-0	1 0 1	3 0	0	3	0	0	0 -15
23 Jervay Green	16:08	1-4	0-2	0-1	1 3 4	1 1 2	2	0	0	0	0	-9
1 Kevin Cross	19:59	2-8	1-3	0-1	2 3 5	2 1 5	0	0	0	1	1	-6
25 Matej Kavaz	07:57	3-4	2-3	0-0	2 2 2	2 0 0	0	0	0	0	0	10
0 Akol Arop	03:07	2-2	0-0	0-1	2 2 0	2 0 1	4	1	0	1	0	0 4
Team					1 1 2		0	1				
Totals		24-62	8-21	8-19	10 28 38	16 17	64	12	13	8	1 4 12	

Technical Fouls: Bench 1st 1:23

	PEN	NEB
Biggest lead	24 (2 nd 9:17)	7 (1 st 17:23)
Best Scoring Run	9 (1 st 8:30)	7 (2 nd 5:39)
Lead Changes	3	9
Times Tied	1	2
Time with Lead	32:15	06:24

Points from Turnovers	PEN	NEB
Points from Turnovers	15	16
Paint	28	30
Second Chance	10	9
Fast Breaks	2	10
Bench	33	19

Period by Period Scoring	PEN	NEB	TOT
Period by Period Scoring	38	38	76
NEB	33	31	64

Game Notes: Actual Attendance 12,016

NO. 17 IOWA 96, NEBRASKA 72



Official Basketball Box Score - Final
Nebraska at Iowa
02/08/20 Carver-Hawkeye Arena, Iowa City
2019-20 Men's Basketball

Game Time: 5:07 PM
Game Duration: 1:50
Attendance: 15,056

Nebraska - 72 Record: 7-16 (2-10)

NO. Name	Min	FG	3P	FT	Rebounds	Fouls	TP	AS	TO	ST	Blocks	+/-
		M-A	M-A	M-A	OR DR TOT	PF	FD				BS BA	
24 Yvan Ouedraogo	F	18:36	1-5	0-0	0 0 0	4 0 4	1 0	2	0	0	0	0 1 -9
3 Cam Mack	G	31:27	5-12	1-5	2-2	0 4 4	3 3	13	3	5	3	1 0 -30
11 Dachon Burke	G	22:12	5-10	0-1	2-2	2 2 4	1 5	12	0	1	0	0 1 -29
22 Haanif Cheatham	G	14:45	0-2	0-0	0-0	0 0 0	2 0 0	0	0	0	0	0 -29
34 Thorir Thorbjarnarson	G	23:08	2-6	0-3	2-2	0 1 1	3 1	6	1	1	2	0 0 -35
1 Kevin Cross	16:26	1-6	0-4	2-2	0 5 5	3 1 4	5	2	0	0	0	-12
23 Jervay Green	26:17	8-12	2-5	0-0	1 6 7	0 2 18	2	1	0	0	0	7
30 Charlie Easley	14:46	2-5	1-3	2-2	0 2 0	1 1 7	3	1	1	0	0	8
25 Matej Kavaz	21:23	2-6	1-4	1-3	0 3 3	1 2 6	0	0	0	0	0	9
0 Akol Arop	11:00	2-2	0-0	0-1	2 1 3	3 2 4	0	0	0	1	0	0
Team					2 1 3		0	0				
Totals		28-66	5-25	11-14	11 25 36	17 17	72	15	12	7	2 2 -24	

Officials:

Shooting By Period

1 st FG%	15-30	45.7%
1 st FG%	15-30	45.7%
3PT%	5-5	100%
2 nd FG%	16-32	50.0%
3PT%	4-15	26.7%
FT%	6-9	66.7%
GMFG%	28-66	42.0%
3PT%	5-25	20.0%
FT%	11-14	78.6%

Dead Ball Rebounds: 1, 0

Iowa - 96 Record: 17-7 (8-5)

NO. Name	Min	FG	3P	FT	Rebounds	Fouls	TP	AS	TO	ST	Blocks	+/-
		M-A	M-A	M-A	OR DR TOT	PF	FD				BS BA	
55 Luka Garza	C	26:39	9-13	2-4	2-3	2 6 8	2 5	22	2	2	2	1 0 33
1 Joe Toussaint	G	23:29	3-5	0-1	0-0	1 1 2	3 6	3	1	2	0	0 32
5 CJ Fredrick	G	29:05	2-9	2-6	0-0	1 2 3	2 0	6	3	1	1	0 0 32
10 Joe Wieskamp	G	28:10	10-15	2-4	8-8	1 6 7	0 5 30	0	2	1	1	0 35
30 Connor McCaffery	G	26:53	3-6	2-4	0-0	0 0 0	3 8	4	0	0	0	0 27
15 Yvan Ouedraogo	14:41	2-3	0-0	0-0	2 5 7	2 0 4	4	1	0	0	0	6
4 Bakari Evelyn	16:31	1-7	1-4	2-2	1 1 2	4 1 5	2	1	0	0	0	-8
35 Cordell Pennisi	11:35	1-1	0-0	1-2	1 3 4	0 2 3	1	1	1	0	0	-1
13 Austin Ash	09:02	2-5	2-5	2-2	0 2 2	1 1 8	0	0	0	0	0	-8
20 Riley Till	06:37	1-3	0-0	0-0	0 1 1	0 0 2	1	0	0	0	0	-12
0 Michael Baer	03:39	0-1	0-0	0-0	1 0 1	1 0 0	0	0	0	0	0	-8
24 Nicolas Hobbs	03:39	1-4	0-0	0-0	0 1 1	0 0 2	0	0	0	0	0	-8
Team					4 1 5		0	0				
Totals		35-72	11-28	15-17	13 29 42	17 17	96	20	8	11	2 2 24	

Technical Fouls: NONE

	NEB	IOWA
Biggest lead	0 (1 st 20:00)	38 (2 nd 6:54)
Best Scoring Run	12 (1 st 5:41)	13 (1 st 16:28)
Lead Changes	1	0
Times Tied	0	0
Time with Lead	00:00	38:49

Points from Turnovers	NEB	IOWA
Points from Turnovers	10	19
Paint	44	40
Second Chance	6	14
Fast Breaks	12	

WISCONSIN 81, NEBRASKA 64



Official Basketball Box Score - Final
Wisconsin at Nebraska
02/15/20 Pinnacle Bank Arena, Lincoln
Nebraska vs. Wisconsin

Game Time: 1:16 PM
Game Duration: 1:54
Attendance: 15,864

Officials: Terry Wymer, Steve Mularkin, Donnie Eppley

Wisconsin - 81

Record: 15-10 (8-6)

Table with columns: NO. Name, Min, FG, 3P, FT, Rebounds, Fouls, TP, AS, TO, ST, Blocks, +/-

Shooting By Period
1st FG% 15-33 45.5%
3PT% 6-18 33.3%
FT% 3-4 75%
2nd FG% 16-30 53.3%
3PT% 9-13 69.2%
FT% 1-1 100%
GM FG% 31-63 49.2%
3PT% 15-31 48.4%
FT% 4-5 80.0%
Dead Ball Rebounds: 0.0

Technical Fouls: NONE

Nebraska - 64

Record: 7-18 (2-12)

Table with columns: NO. Name, Min, FG, 3P, FT, Rebounds, Fouls, TP, AS, TO, ST, Blocks, +/-

Shooting By Period
1st FG% 15-34 44.1%
3PT% 5-15 33.3%
FT% 3-5 60%
2nd FG% 10-31 32.3%
3PT% 3-10 30.0%
GM FG% 25-65 38.5%
3PT% 9-25 32.0%
FT% 6-12 50.0%
Dead Ball Rebounds: 3.0

Technical Fouls: NONE

Biggest lead: WIS 18 (2nd 5:16), NEB 7 (1st 8:51)
Best Scoring Run: WIS 16 (2nd 12:34), NEB 6 (1st 9:30)
Lead Changes: 13
Times Tied: 10
Time with Lead: WIS 21:14, NEB 13:21

Points from Turnovers, Paint, Second Chance, Fast Breaks, Bench

Period by Period Scoring
1st 2nd TOT
WIS 39 42 81
NEB 38 26 64

Game Notes: Actual Attendance 11,730

MICHIGAN STATE 86, NEBRASKA 65



Official Basketball Box Score - Final
Michigan St at Nebraska
02/20/20 Pinnacle Bank Arena, Lincoln
Nebraska vs. Michigan State

Game Time: 7:31 PM
Game Duration: 1:59
Attendance: 15,838

Officials: Terry Oglesby, Rob Riley, Eric Curry

Michigan St. - 86

Record: 19-9 (10-6)

Table with columns: NO. Name, Min, FG, 3P, FT, Rebounds, Fouls, TP, AS, TO, ST, Blocks, +/-

Shooting By Period
1st FG% 15-34 44.1%
3PT% 5-15 33.3%
FT% 3-5 60%
2nd FG% 10-31 32.3%
3PT% 3-10 30.0%
GM FG% 25-65 38.5%
3PT% 9-25 32.0%
FT% 6-12 50.0%
Dead Ball Rebounds: 3.0

Technical Fouls: NONE

Nebraska - 65

Record: 7-19 (2-13)

Table with columns: NO. Name, Min, FG, 3P, FT, Rebounds, Fouls, TP, AS, TO, ST, Blocks, +/-

Shooting By Period
1st FG% 14-34 41.2%
3PT% 5-14 35.7%
FT% 3-3 100%
2nd FG% 9-32 28.1%
3PT% 3-8 37.5%
FT% 8-13 61.5%
GM FG% 23-66 34.8%
3PT% 8-32 25.0%
FT% 11-16 68.8%
Dead Ball Rebounds: 4.0

Technical Fouls: Green 2nd 5:14

Biggest lead: MICH 24 (2nd 1:27), NEB 8 (1st 11:47)
Best Scoring Run: MICH 11 (1st 9:37), NEB 9 (1st 14:03)
Lead Changes: 2
Times Tied: 2
Time with Lead: MICH 32:17, NEB 06:01

Points from Turnovers, Paint, Second Chance, Fast Breaks, Bench

Period by Period Scoring
1st 2nd TOT
MICH 39 47 86
NEB 36 29 65

Game Notes: Actual Attendance 11,246

ILLINOIS 71, NEBRASKA 59



Official Basketball Box Score - Final
Nebraska at Illinois
02/24/20 State Farm Center, Champaign, IL
2019-20 Men's Basketball

Game Time: 7:00 PM
Game Duration: 1:57
Attendance: 15,354

Officials: Bo Broski, Paul Szak, John Higgins

Nebraska - 59

Record: 7-20 (2-14)

Table with columns: NO. Name, Min, FG, 3P, FT, Rebounds, Fouls, TP, AS, TO, ST, Blocks, +/-

Shooting By Period
1st FG% 13-31 41.9%
3PT% 2-7 28.6%
FT% 3-3 100%
2nd FG% 11-26 42.3%
3PT% 3-8 37.5%
FT% 3-6 50%
GM FG% 24-57 42.1%
3PT% 5-15 33.3%
FT% 6-9 66.7%
Dead Ball Rebounds: 1.0

Technical Fouls: Cross 1st 10:54 Cheatham 2nd 1:35

Illinois - 71

Record: 18-9 (10-6)

Table with columns: NO. Name, Min, FG, 3P, FT, Rebounds, Fouls, TP, AS, TO, ST, Blocks, +/-

Shooting By Period
1st FG% 15-38 39.5%
3PT% 4-12 33.3%
FT% 3-5 60%
2nd FG% 13-33 39.4%
3PT% 1-7 14.3%
FT% 7-12 58.3%
GM FG% 28-71 39.4%
3PT% 5-19 26.3%
FT% 10-17 58.8%
Dead Ball Rebounds: 2.0

Technical Fouls: Dosunmu 2nd 1:25

Biggest lead: NEB 0 (1st 20:00), Illini 14 (2nd 4:35)
Best Scoring Run: NEB 9 (1st 2:49), Illini 7 (2nd 11:09)
Lead Changes: 0
Times Tied: 2
Time with Lead: NEB 00:00, Illini 36:31

Points from Turnovers, Paint, Second Chance, Fast Breaks, Bench

Period by Period Scoring
1st 2nd TOT
Illini 37 34 71



2019-20 Nebraska Men's Basketball Combined Team Statistics In Conference games

Game Records

Record	Overall	Home	Away	Neutral
ALL GAMES	2-14	2-6	0-8	0-0
CONFERENCE	2-14	2-6	0-8	0-0
NON-CONFERENCE	0-0	0-0	0-0	0-0

Score by Periods

Team	1st	2nd	OT	TOT
Nebraska	531	560	8	1099
Opponents	610	619	14	1243

Team Box Score

No.	Player				Total		3-Point		F-Throw		Rebounds											
		GP-GS	MIN	AVG	FG-FGA	FG%	3FG-FGA	3FG%	FT-FTA	FT%	OFF	DEF	TOT	AVG	PF	DQ	A	TO	BLK	STL	PTS	AVG
22	CHEATHAM, Haanif	16-16	495:05	30.9	70-160	.438	19-55	.345	39-57	.684	6	44	50	3.1	17	0	26	21	3	15	198	12.4
11	BURKE, Dachon	15-13	428:35	28.6	76-180	.422	17-59	.288	16-27	.593	13	36	49	3.3	33	0	21	24	7	17	185	12.3
3	MACK, Cam	15-14	527:19	35.2	60-170	.353	27-79	.342	25-43	.581	13	61	74	4.9	32	0	107	37	8	16	172	11.5
34	THORBJARNARSON, Thorir	16-16	536:59	33.6	64-136	.471	33-82	.402	18-25	.720	13	75	88	5.5	38	1	27	23	0	17	179	11.2
1	CROSS, Kevin	16-2	284:23	17.8	38-119	.319	17-61	.279	17-22	.773	12	50	62	3.9	43	1	24	15	2	6	110	6.9
23	GREEN, Jervay	12-4	239:48	20.0	33-75	.440	10-36	.278	0-3	.000	6	38	44	3.7	22	2	13	14	0	9	76	6.3
24	OUEDRAOGO, Yvan	16-14	346:22	21.6	38-86	.442	0-0	.000	15-30	.500	43	55	98	6.1	29	0	9	21	4	6	91	5.7
25	KAVAS, Matej	11-0	119:32	10.9	13-40	.325	8-28	.286	7-10	.700	0	11	11	1.0	8	0	5	1	1	0	41	3.7
30	EASLEY, Charlie	16-1	212:57	13.3	11-39	.282	4-23	.174	13-16	.813	3	12	15	0.9	22	0	9	6	1	17	39	2.4
0	AROP, Akol	11-0	34:01	3.1	4-4	1.000	0-0	.000	0-4	.000	4	3	7	0.6	8	0	1	0	3	3	8	0.7
Team											28	20	48					6				
Total		16	3225		407-1009	.403	135-423	.319	150-237	.633	141	405	546	34.1	252	4	242	168	29	106	1099	68.7
Opponents		16	3225		474-1034	.458	142-419	.339	153-238	.643	206	509	715	44.7	239	1	267	211	76	79	1243	77.7

Team Statistics

	NEBR	OPP
Scoring	1099	1243
Points per game	68.7	77.7
Scoring margin	-9.0	-
Field goals-att	407-1009	474-1034
Field goal pct	.403	.458
3 point fg-att	135-423	142-419
3-point FG pct	.319	.339
3-pt FG made per game	8.4	8.9
Free throws-att	150-237	153-238
Free throw pct	.633	.643
F-Throws made per game	9.4	9.6
Rebounds	546	715
Rebounds per game	34.1	44.7
Rebounding margin	-10.6	-
Assists	242	267
Assists per game	15.1	16.7
Turnovers	168	211
Turnovers per game	10.5	13.2
Turnover margin	+2.7	-
Assist/turnover ratio	1.4	1.3
Steals	106	79
Steals per game	6.6	4.9
Blocks	29	76
Blocks per game	1.8	4.8
Winning streak	0	-
Home win streak	0	-
Attendance	124796	105502
Home games-Avg/Game	8-15600	8-13188
Neutral site-Avg/Game	-	0-0

Team Results

Date	Opponent		Score	Att.
12/13/2019	at Indiana	Lot	90-96	17222
12/15/2019	Purdue	W	70-56	15654
01/03/2020	Rutgers	L	62-79	15024
01/07/2020	Iowa	W	76-70	14722
01/11/2020	at Northwestern	L	57-62	5664
01/14/2020	at Ohio St.	L	68-80	12954
01/18/2020	Indiana	L	74-82	15925
01/21/2020	at Wisconsin	L	68-82	16856
01/25/2020	at Rutgers	L	72-75	8000
01/28/2020	Michigan	L	68-79	15868
02/01/2020	Penn St.	L	64-76	15901
02/08/2020	at Iowa	L	72-96	15056
02/11/2020	at Maryland	L	70-72	14396
02/15/2020	Wisconsin	L	64-81	15864
02/20/2020	Michigan St.	L	65-86	15838
02/24/2020	at Illinois	L	59-71	15354



2019-20 Nebraska Men's Basketball Combined Team Statistics All games

Game Records

Record	Overall	Home	Away	Neutral
ALL GAMES	7-20	5-9	0-10	2-1
CONFERENCE	2-14	2-6	0-8	0-0
NON-CONFERENCE	5-6	3-3	0-2	2-1

Score by Periods

Team	1st	2nd	OT	TOT
Nebraska	896	982	30	1908
Opponents	978	1057	30	2065

Team Box Score

No.	Player	GP-GS	MIN	AVG	Total		3-Point		F-Throw		Rebounds				Other				PTS	AVG		
					FG-FGA	FG%	3FG-FGA	3FG%	FT-FTA	FT%	OFF	DEF	TOT	AVG	PF	DQ	A	TO			BLK	STL
22	CHEATHAM, Haanif	27-27	852:28	31.6	121-250	.484	25-73	.342	71-105	.676	11	91	102	3.8	33	0	38	34	7	25	338	12.5
3	MACK, Cam	26-23	898:33	34.6	109-282	.387	39-116	.336	55-95	.579	25	97	122	4.7	62	1	170	68	11	33	312	12.0
11	BURKE, Dachon	26-24	721:17	27.7	119-298	.399	28-98	.286	41-72	.569	23	70	93	3.6	48	0	33	35	16	33	307	11.8
34	THORBJARNARSON, Thorir	27-19	758:10	28.1	86-182	.473	45-108	.417	23-32	.719	16	110	126	4.7	54	1	32	31	2	28	240	8.9
23	GREEN, Jervay	23-13	565:41	24.6	69-172	.401	26-90	.289	16-32	.500	17	78	95	4.1	48	3	41	37	5	21	180	7.8
1	CROSS, Kevin	27-2	493:26	18.3	70-198	.354	26-94	.277	23-36	.639	25	79	104	3.9	59	1	34	31	8	7	189	7.0
24	OUEDRAOGO, Yvan	27-25	567:01	21.0	62-143	.434	0-0	.000	32-65	.492	72	94	166	6.1	44	0	15	39	8	11	156	5.8
25	KAVAS, Matej	22-1	319:24	14.5	38-99	.384	23-68	.338	17-25	.680	1	25	26	1.2	23	0	12	8	2	3	116	5.3
30	EASLEY, Charlie	23-1	231:53	10.1	14-44	.318	5-26	.192	13-18	.722	4	12	16	0.7	22	0	10	9	1	17	46	2.0
15	CURTIS, Samari	8-0	49:18	6.2	4-10	.400	4-9	.444	2-2	1.000	0	7	7	0.9	5	0	1	2	1	0	14	1.8
0	AROP, Akol	16-0	42:49	2.7	4-6	.667	0-1	.000	2-6	.333	4	10	14	0.9	8	0	1	2	4	3	10	0.6
Team											43	35	78				8					
Total		27	5500		696-1684	.413	221-683	.324	295-488	.605	241	708	949	35.1	406	6	387	304	65	181	1908	70.7
Opponents		27	5500		793-1789	.443	231-702	.329	248-376	.660	363	860	1223	45.3	450	4	408	380	125	146	2065	76.5

Team Statistics

	NEBR	OPP
Scoring	1908	2065
Points per game	70.7	76.5
Scoring margin	-5.8	-
Field goals-att	696-1684	793-1789
Field goal pct	.413	.443
3 point fg-att	221-683	231-702
3-point FG pct	.324	.329
3-pt FG made per game	8.2	8.6
Free throws-att	295-488	248-376
Free throw pct	.605	.660
F-Throws made per game	10.9	9.2
Rebounds	949	1223
Rebounds per game	35.1	45.3
Rebounding margin	-10.1	-
Assists	387	408
Assists per game	14.3	15.1
Turnovers	304	380
Turnovers per game	11.3	14.1
Turnover margin	+2.8	-
Assist/turnover ratio	1.3	1.1
Steals	181	146
Steals per game	6.7	5.4
Blocks	65	125
Blocks per game	2.4	4.6
Winning streak	0	-
Home win streak	0	-
Attendance	218224	128703
Home games-Avg/Game	14-15587	10-12870
Neutral site-Avg/Game	-	3-746

Team Results

Date	Opponent		Score	Att.
11/05/2019	UC Riverside	L	47-66	15745
11/09/2019	Southern Utah	Lot2	78-79	15828
11/15/2019	South Dakota St.	W	90-73	15946
11/22/2019	Southern U.	Wot	93-86	15931
11/25/2019	vs Washington St.	W	82-71	660
11/26/2019	vs George Mason	L	66-85	1066
11/27/2019	vs South Fla.	W	74-67	512
12/04/2019	at Georgia Tech	L	56-73	5133
12/07/2019	at Creighton	L	76-95	18068
12/13/2019	at Indiana	Lot	90-96	17222
12/15/2019	Purdue	W	70-56	15654
12/21/2019	North Dakota	L	74-75	15010
12/29/2019	A&M-Corpus Christi	W	73-52	14968
01/03/2020	Rutgers	L	62-79	15024
01/07/2020	Iowa	W	76-70	14722
01/11/2020	at Northwestern	L	57-62	5664
01/14/2020	at Ohio St.	L	68-80	12954
01/18/2020	Indiana	L	74-82	15925
01/21/2020	at Wisconsin	L	68-82	16856
01/25/2020	at Rutgers	L	72-75	8000
01/28/2020	Michigan	L	68-79	15868
02/01/2020	Penn St.	L	64-76	15901
02/08/2020	at Iowa	L	72-96	15056
02/11/2020	at Maryland	L	70-72	14396
02/15/2020	Wisconsin	L	64-81	15864
02/20/2020	Michigan St.	L	65-86	15838
02/24/2020	at Illinois	L	59-71	15354