

N NEBRASKA BASKETBALL

2019-20 GAME NOTES

The Nebraska men's basketball team goes on the road for a rare Monday night game, as the Huskers travel to Champaign, Ill., to take on the Illinois Fighting Illini.

Tipoff at the State Farm Center is set for 7 p.m. and the game will be televised on BTN with Dave Revsine and Stephen Bardo on the call. The game can also be streamed via the web, smartphones, tablets and connected devices through the Fox Sports app.

Fans can follow all of the action across the state of Nebraska on the Learfield IMG College Husker Sports Network with Kent Pavelka and Jake Muhleisen on the call. The game will also be available on Huskers.com, the Huskers app and TuneIn radio. The pregame show begins one hour prior to tipoff.

Nebraska (7-19, 2-13 Big Ten) looks to bounce back from an 86-65 loss to Michigan State last Thursday. The Huskers got 21 points off the bench from Dachon Burke Jr., including 18 in the first half, but a cold shooting second half sealed NU's fate. Nebraska was within 48-46 with 14:39 left, but MSU used runs of 11-1 and 9-0 to pull away down the stretch. Cassius Winston's 23 points led five Spartans in double figures. Burke was one of three Huskers in double figures, as Haanif Cheatham and Yvan Ouedraogo added 14 and 10 points, respectively.

Cheatham, the lone active senior on the Husker roster, will make his 100th career start on Monday and comes into the homestretch of his college career playing solid basketball. Since suffering a calf injury against Iowa on Feb. 8, he is averaging 17.0 points per game on 56 percent shooting over the Huskers' last three contests. Against Michigan State, Cheatham had five of the Huskers' 11 steals, as Nebraska forced 22 MSU turnovers.

Illinois (17-9, 9-6 Big Ten) has been off since a 62-56 win over ninth-ranked Penn State on Feb. 18. Ayo Dosunmu had a game-high 24 points on 9-of-15 shooting while freshman Kofi Cockburn added 14 points and seven rebounds. Illinois led 58-56 before Dosunmu's basket with 16.1 seconds left gave the Illini breathing room. The win snapped a four-game losing streak for Illinois, while Dosunmu returned to action after suffering a knee injury on the final play of the loss to Michigan State on Feb. 11.

Monday's game begins a busy week with three games in a seven-day span, as the Huskers return home for Ohio State (Feb. 27) and Northwestern (March 1).

GAME MATCHUP

NEBRASKA CORNHUSKERS

2019-20 Record: 7-19 (2-13 Big Ten)
Head coach: Fred Hoiberg
Record at Nebraska: 7-19 (1st year)
Career NCAA Record: 122-75 (6th year)

ILLINOIS FIGHTING ILLINI

2019-20 Record: 17-9 (9-6 Big Ten)
Head coach: Brad Underwood
Record at Illinois: 43-48 (3rd year)
Career Record: 152-75 (7th year)

BROADCAST INFO

Television: BTN

Play-by-play: Dave Revsine
Analyst: Stephen Bardo

Online Broadcast: FOX Sports App

Radio: Learfield IMG College Husker Sports Network, including 590 AM (Omaha), 1400 AM (Lincoln) and 880 AM (Lexington)

Play-by-play: Kent Pavelka
Analyst: Jake Muhleisen

Online Radio: Available on Huskers.com, Huskers App, TuneIn.com/Huskers and TuneIn App.

SiriusXM (Internet): Ch. 971 XM: Ch. 381

PLAYER SPOTLIGHT

Dachon Burke's 21-point effort against Michigan State on Thursday was the most points by a Husker reserve since Jack McVeigh had 21 in a win over No. 20 Purdue on Jan. 29, 2017. Burke has scored in double figures in both games since missing the Maryland game with an illness.



NEBRASKA AT ILLINOIS

27

GAME DETAILS

Date: Monday, Feb. 24
Time: 7 p.m. (CT)
Location: Champaign, Ill.
Arena: State Farm Center

MEDIA INFO

TV: BTN
Online Video: FOX Sports App
Radio: Learfield IMG College
Internet Audio: Huskers.com
Huskers app/TuneIn

2019-20 SCHEDULE

Date	Opponent	TV/Internet	Result
Tues., Nov. 5	UC Riverside	BTN	L, 47-66
Sat., Nov. 9	Southern Utah	BTN+	L, 78-79 (2OT)
Fri., Nov. 15	South Dakota St.	BTN	W, 90-73
Fri., Nov. 22	Southern	BTN+	W, 93-86 (OT)
CAYMAN ISLANDS CLASSIC			
Mon., Nov. 25	vs. Washington St.	FloHoops.com	W, 82-71
Tues., Nov. 26	vs. George Mason	FloHoops.com	L, 66-85
Wed., Nov. 27	vs. South Florida	FloHoops.com	W, 74-67
BIG/ACC CHALLENGE			
Wed., Dec. 4	at Georgia Tech	ESPNU	L, 56-73
Sat., Dec. 7	at Creighton	FS1	L, 74-95
Fri., Dec. 13	at Indiana*	BTN	L, 90-96 (OT)
Sun., Dec. 15	Purdue*	BTN	W, 70-56
Sat., Dec. 21	North Dakota	BTN+	L, 74-75
Sun., Dec. 29	TAMU-Corpus Christi	BTN	W, 73-52
Fri., Jan. 3	Rutgers*	BTN	L, 62-79
Tues., Jan. 7	Iowa*	BTN	W, 76-70
Sat., Jan. 11	at Northwestern*	BTN	L, 57-62
Tues., Jan. 14	at No. 21 Ohio State*	FS1	L, 68-80
Sat., Jan. 18	Indiana*	BTN	L, 74-82
Tues., Jan. 21	at Wisconsin*	BTN	L, 68-82
Sat., Jan. 25	at No. 24 Rutgers*	BTN	L, 72-75
Tues., Jan. 28	Michigan*	ESPNU	L, 68-79
Sat., Feb. 1	No. 24 Penn State*	BTN	L, 64-76
Sat., Feb. 8	at No. 17 Iowa*	BTN	L, 72-96
Tues., Feb. 11	at No. 9 Maryland*	BTN	L, 70-72
Sat., Feb. 15	Wisconsin*	BTN	L, 64-81
Thurs., Feb. 20	Michigan State*	FS1	L, 65-86
Mon., Feb. 24	at Illinois*	BTN	7 p.m.
Thurs., Feb. 27	Ohio State*	ESPNU	8 p.m.
Sun., March 1	Northwestern*	BTN	3:15 p.m.
Thurs., March 5	at Michigan*	FS1	5:30 p.m.
Sun., March 8	at Minnesota*	BTN	Noon

Big Ten Tournament

Wed., March 11	at Big Ten First Round	BTN	TBA
Thurs., March 12	at Big Ten Second Round	BTN	TBA
Fri., March 13	at Big Ten Quarterfinals	BTN	TBA
Sat., March 14	at Big Ten Semifinals	CBS	TBA
Sun., March 15	at Big Ten Championship	CBS	2:30 p.m.

NCAA Tournament

March 17-April 6	NCAA Tournament	TBD	TBA
------------------	-----------------	-----	-----

Notes: * - Big Ten Conference Game; All times listed are central and subject to change. Home games are in red and bold.

2019-20 ROSTER AT A GLANCE

No	Name	Pos.	Ht.	Wt.	Yr.	Hometown	GP/GS	MPG	PPG	RPG	APG
0	Akol Arop	F	6-6	200	Fr.	Omaha, Neb.	15/0	2.7	0.7	0.9	0.1
1	Kevin Cross	F	6-8	240	Fr.	Little Rock, Ark.	26/2	18.5	7.1	4.0	1.3
3	Cam Mack	G	6-2	175	So.	Austin, Texas	26/23	34.5	12.0	4.7	6.5
4	Shamiel Stevenson - #	G/F	6-6	245	Jr.	Toronto, Ontario, Canada	Will sit out 2019-20 season				
11	Dachon Burke Jr.	G	6-4	180	Jr.	Orange, N.J.	25/23	27.6	11.8	3.7	1.3
13	Derrick Walker - #	F	6-8	235	Jr.	Kansas City, Mo.	Will sit out 2019-20 season				
21	Jace Piatkowski	G	6-3	175	Fr.	Omaha, Neb.	Will redshirt in 2019-20				
22	Haanif Cheatham	G	6-5	194	Sr.	Fort Lauderdale, Fla.	26/26	31.5	12.5	3.7	1.4
23	Jervay Green	G	6-3	210	Jr.	Denver, Colo.	22/12	24.2	8.0	4.0	1.8
24	Yvan Ouedraogo	F	6-9	260	Fr.	Bordeaux, France	26/24	20.7	5.6	6.0	0.6
25	Matej Kavas - %	G	6-8	205	Sr.	Ljubljana, Slovenia	22/1	14.5	5.3	1.2	0.6
30	Charlie Easley	G	6-2	190	Fr.	Lincoln, Neb.	22/1	9.7	2.0	0.6	0.5
34	Thorir Thorbjarnarson	G	6-6	206	Jr.	Reykjavik, Iceland	26/18	27.7	8.8	4.6	1.2
44	Bret Porter	F	6-6	215	Fr.	Omaha, Neb.	Will redshirt in 2019-20				
45	Dalano Banton - #	G	6-8	195	So.	Toronto, Ontario, Canada	Will sit out 2019-20 season				

- Sitting out after transferring; % - Will miss remainder of season because of injury.

2019-20 NUMERICAL ROSTER

No.	VL	Name	Pronunciation	Pos.	Ht.	Wt.	Yr.	Hometown	Previous School
0		Akol Arop	A-call uh-rope	F	6-6	210	Fr.	Omaha, Neb.	Creighton Prep HS
1		Kevin Cross		F	6-8	240	Fr.	Little Rock, Ark.	Mills University Studies HS
3		Cam Mack		G	6-2	175	So.	Austin, Texas	Salt Lake CC
4		Shamiel Stevenson	Sha-meal	G	6-6	245	Jr.	Toronto, Ontario, Canada	University of Nevada
11		Dachon Burke Jr.	DAY-shawn	G	6-4	180	Jr.	Orange, N.J.	Robert Morris
13		Derrick Walker		F	6-8	235	Jr.	Kansas City, Mo.	University of Tennessee
21		Jace Piatkowski	Pie-it-COW-ski	G	6-3	175	Fr.	Omaha, Neb.	Elkhorn South HS
22		Haanif Cheatham	Hah-NEEF CHEE-tum	G	6-5	194	Sr.	Fort Lauderdale, Fla.	Florida Gulf Coast University
23		Jervay Green		G	6-3	210	Jr.	Denver, Colo.	Western Nebraska CC
24		Yvan Ouedraogo	I-van WOO-drah-oh-go	F	6-9	260	Fr.	Bordeaux, France	INSEP
25		Matej Kavaz	MAH-tey KAH-vahs	G	6-8	205	Sr.	Ljubljana, Slovenia	Seattle University
30		Charlie Easley		G	6-2	190	Fr.	Lincoln, Neb.	Pius X HS
34	**	Thorir Thorbjarnarson	Thor-EAR thorb-YAR-nar-son	G	6-6	206	Jr.	Reykjavik, Iceland	Menntaskólinn i Reykjavik
44		Bret Porter		F	6-6	215	Fr.	Omaha, Neb.	Millard North HS
45		Dalano Banton	duh-LAH-no BAN-ten	G	6-8	195	So.	Toronto, Ontario, Canada	Western Kentucky University

2019-20 COACHING STAFF

Name	Pronunciation	Title	Year at Nebraska	Alma Mater (Year)
Fred Hoiberg		Head Coach	First	Iowa State (1995)
Matt Abdelmassih	Abdel-massey	Assistant Coach	First	St. John's (2007)
Doc Sadler		Assistant Coach	First as Asst./Seventh	Arkansas (1982)
Armon Gates		Assistant Coach	Second	Kent State (2006)
Bobby Lutz	Lootz	Special Assistant to the Head Coach	First	UNC Charlotte (1980)
Tim Wilson		Basketball Strength Coach	Ninth	Nebraska (1981)
Matt Holt		Video Coordinator	Third	New Haven (2013)
Luca Virgilio	Vir-Jill-e-o	Director of Basketball Operations	First	Universita degli Studi di Roma Tre (2012)
Bertram "Buzzy" Caruthers		Director of Player Development	First	Hampton (2006)
Vince Fritz		Graduate Manager	Second	Missouri Southern (2018)
John Harris Jr.		Graduate Manager	First	Benedictine (2017)

TEAM COMPARISON

Nebraska Cornhuskers 2019-20 Team Statistics (Record: 7-19, 2-13)			Illinois Fighting Illini 2019-20 Team Statistics (Record: 17-9, 9-6)		
Category	Nebraska	OPP	Category	Illinois	OPP
SCORING	1849	1994	SCORING	1886	1686
Points per game	71.1	76.7	Points Per Game	72.5	64.8
Scoring margin	-5.6	-	Margin	7.7	--
FIELD GOALS-ATT	672-1627	765-1718	FIELD GOALS-ATT	679-1534	637-1539
Field goal pct	.413	.445	Field Goal Percentage	.443	.414
3 POINT FG-ATT	216-668	226-683	3-POINT FG-ATT	145-466	170-517
3-point FG pct	.323	.331	3-Point FG Percentage	.311	.329
3-pt FG made per game	8.3	8.7	3-Point FG made per game	5.6	6.5
FREE THROWS-ATT	289-479	238-359	FREE THROWS-ATT	383-524	242-346
Free throw pct	.603	.663	Free Throw Percentage	.731	.699
F-Throws made per game	11.1	9.2	F-Throws made per game	14.7	9.3
REBOUNDS	914	1175	REBOUNDS	1042	818
Rebounds per game	35.2	45.2	Rebounds Per Game	40.1	31.5
Rebounding margin	-10.0	-	Rebounding Margin	8.6	--
ASSISTS	379	395	ASSISTS	340	291
Assists per game	14.6	15.2	Assists Per Game	13.1	11.2
TURNOVERS	291	370	TURNOVERS	332	311
Turnovers per game	11.2	14.2	Turnovers Per Game	12.8	12.0
Turnover margin	+3.0	-	Turnover Margin	-0.8	--
Assist/turnover ratio	1.3	1.1	Assist/Turnover Ratio	1.0	0.9
STEALS	174	139	STEALS	127	156
Steals per game	6.7	5.3	Steals Per Game	4.9	6.0
BLOCKS	63	123	BLOCKS	73	86
Blocks per game	2.4	4.7	Blocks Per Game	2.8	3.3

NUMBERS TO KNOW

5 - Yvan Ouedraogo grabbed seven rebounds vs. MSU, becoming just the fifth Husker freshman to grab 150 rebounds in a season, joining Aleks Maric, John Turek, Venson Hamilton and Dave Hoppen on that list. Ouedraogo is 13 rebounds away from tying Aleks Maric's freshman record (169, 2004-05).

1.30 - Nebraska's assist-to-turnover ratio is on pace to rank fifth in school history. The Huskers are currently fourth in the Big Ten in assist-to-turnover ratio, including tied for first in Big Ten action. In addition, NU's 14.6 assists per game is on pace to be the Huskers' highest total since the 2006-07 season.

Best Assist-to-Turnover Ratios in School History

No	Year	Ratio
1.	1984-85	1.81
2.	1985-86	1.64
3.	1983-84	1.34
4.	2018-19	1.32
5.	2019-20	1.30

9 - Cam Mack is one of just nine players in Division I - and just five in power conferences - averaging at least 12.0 points, 6.0 assists, 4.0 rebounds and 1.0 steals per game as of Feb. 23. The other power conference players include Tre Jones (Duke), Tyrese Haliburton (Iowa State), Markell Johnson (NC State) and Ashton Haggans (Kentucky).

50 - Returning point total from last season, all by Thorir Thorbjarnarson. That is the lowest by any power conference team in the last decade.

PROBABLE STARTERS (BASED ON LAST GAME STARTERS)



#3 Cam Mack | G | So. | 6-2 | 175 | Austin, Texas

2019-20 Averages: PPG: 12.0 | RPG: 4.7 | APG: 6.5 | SPG: 1.3

Worth Noting: Ranks third in B1G in assists and second in assist-to-TO ratio (2.5-to-1)...Has a 22-to-2 assist-to turnover ratio the last three games...20 double-figure scoring games and five games with 10+ assists... Had six assists, six rebounds and three steals vs. MSU, but was held to two points...Totaled 19 points, nine assists and seven boards vs. Michigan...Finished with 20 points and nine assists vs. Indiana...Had 15 points and 10 assists vs. Iowa...Posted first triple-double in NU history with 11 points, 10 rebounds and 12 assists vs. Purdue...Scored a season-high 24 points vs. South Dakota State...Rated the top point guard & No. 3 overall recruit by JUCORecruiting.com in 2019...Averaged 19.1 ppg, 7.6 apg and 5.9 rpg at Salt Lake City CC.

Collegiate Career Bests: Pts: 24 | Reb: 10 (2x) | Ast: 12 | Stl: 3 (4x)

#23 Jervay Green | G | Jr. | 6-3 | 210 | Denver, Colo.

2019-20 Averages: PPG: 8.0 | RPG: 4.0 | APG: 1.8

Worth Noting: Started the last three games...Has eight double-figure games in 2019-20...Finished with eight points before fouling out vs. MSU...Had eight points, six boards and five assists at No. 9 Maryland...Came off the bench for 18 points and seven boards at No. 17 Iowa...Scored a career-high 22 points vs. Southern... Totaled 16 points and eight boards vs. Washington State...Rated the No. 2 combo guard & No. 8 overall recruit by JUCORecruiting.com in the class of 2019...Second-team NJCAA All-American and Region IX Co-Player of the Year in 2018-19, averaging 23.6 points, 5.7 rebounds and 5.3 assists per game as Western Nebraska CC went 24-8...Ranked eighth nationally in scoring, as he had three 40-point games, highlighted by a 51-point outburst.

Collegiate Career Bests: Pts: 22 | Reb: 8 (2x) | Ast: 6 | Stl: 3 | Bl: 3

#34 Thorir Thorbjarnarson | G | Jr. | 6-6 | 206 | Reykjavik, Iceland

2019-20 Averages: PPG: 8.8 | RPG: 4.6 | APG: 1.2 | SPG: 1.1

Worth Noting: Ranks sixth in B1G in 3-point percentage (.412)...Reached double figures 11 times...Held to five points and five boards vs. MSU...Totaled 15 points and seven boards vs. No. 9 Maryland...Matched career highs in points (17) and 3-pointers (five) while adding eight boards at No. 24 Rutgers...Hit five 3-pointers as part of a 15-point night at No. 21 Ohio State...Finished with 17 points and nine rebounds vs. Iowa...Had 17 points at Indiana...Averaged 10 ppg playing for Iceland National Team at the Games of the Small States of Europe...Started seven times in 2019, including all five postseason games...Grabbed a career-high 10 rebounds against No. 24 Wisconsin in 2018-19...NU's first scholarship player from Iceland.

Collegiate Career Bests: Pts: 17 (2x) | Reb: 10 | Ast: 5 | Stl: 5

#22 Haanif Cheatham | G | Sr. | 6-5 | 194 | Fort Lauderdale, Fla.

2019-20 Averages: PPG: 12.5 | RPG: 3.7 | APG: 1.4

Worth Noting: Reached double figures 19 times, including three 20-point games...Had 14 points, a career-high five steals and three assists vs. MSU...Led NU with 17 points vs. Wisconsin...Recovered from a calf injury to score 20 points, including 18 in the second half, vs. No. 9 Maryland...Had 21 points and six boards at Indiana... Recorded first career double-double with 14 points and 11 boards at Georgia Tech...Had a career-high 26 points vs. USF...Spent 2018-19 season at FGCU, averaging 13.2 ppg & 4.8 rpg before shoulder surgery...Spent two-plus years at Marquette where he started 63 games...Earn Big East All-Freshman team honors...Was a top-100 recruit at Pembroke Pines Charter High School, where he averaged 24.0 points, 5.0 rebounds and 3.0 assists per game.

Collegiate Career Bests (including Marquette/FGCU): Pts: 26 | Reb: 11 | Ast: 6 (3x) | Stl: 5

#24 Yvan Ouedraogo | F | Fr. | 6-9 | 260 | Bordeaux, France

2019-20 Averages: PPG: 5.6 | RPG: 6.0

Worth Noting: Returned to starting lineup and had 10 points and seven boards vs. MSU...Nearly had a double-double vs. Wisconsin with eight points and 10 rebounds in 19 minutes...Reached double figures with 10 points and five boards at No. 21 Ohio State...Recorded first career double-double with 11 points and 14 rebounds vs. TAMU-CC...Grabbed 12 boards vs. South Dakota State...Top 150 recruit by 247Sports... Played for the French U-18 team at the European Championships, averaging 4.0 points and 3.6 rebounds despite being the second-youngest player on the roster...Attended the National Institute of Sport, Expertise and Performance (INSEP), the same program which produced Clint Capela, Boris Diaw and Tony Parker.

Collegiate Career Bests: Pts: 11 (2x) | Reb: 14 | Ast: 3 | Stl: 2 | Bl: 2 (2x)

NATIONAL POLLS

AP TOP 25 (FEB. 17)

No	Team (1st)	Record	Points	Prev.
1	Baylor	23-1	1559	1
2	Gonzaga	26-1	1518	2
3	Kansas	22-3	1434	3
4	San Diego State	26-0	1404	4
5	Dayton	23-2	1294	6
6	Duke	22-3	1285	7
7	Maryland	21-4	1194	9
8	Florida State	21-4	1088	8
9	Penn State	20-5	1024	13
10	Kentucky	20-5	1011	12
11	Louisville	21-5	837	5
12	Villanova	19-6	824	15
13	Auburn	22-3	818	11
14	Oregon	20-6	742	17
15	Creighton	20-6	718	23
16	Seton Hall	18-7	672	10
17	West Virginia	18-7	552	14
18	Colorado	20-6	501	16
19	Marquette	17-7	404	18
20	Iowa	18-8	254	21
21	Butler	19-7	242	19
22	Houston	20-6	237	20
23	BYU	21-7	188	NR
24	Arizona	18-7	102	NR
25	Ohio State	17-8	95	NR

Others receiving votes: Texas Tech 92, Michigan State 87, Michigan 83, LSU 55, Rhode Island 39, Virginia 32, Cincinnati 14, Stephen F. Austin 14, Illinois 12, Northern Iowa 9, Utah State 8, Rutgers 6, Florida 6, East Tennessee State 5, Saint Mary's 4, Tulsa 3, Richmond 3, SMU 2, New Mexico State 2, Wright State 1, Arizona State 1

USA TODAY COACHES POLL (FEB. 17)

No	Team (1st)	Record	Points	Prev.
1	Baylor (21)	23-1	788	1
2	Gonzaga (11)	26-1	772	2
3	Kansas	22-3	723	3
4	San Diego State	26-0	717	4
5	Dayton	23-2	659	6
6	Duke	22-3	652	7
7	Maryland	21-4	601	9
8	Florida State	21-4	524	8
9	Penn State	20-5	503	13
10	Kentucky	20-5	488	12
11	Louisville	21-5	466	5
12	Auburn	22-3	398	11
13	Villanova	19-6	383	16
14	Seton Hall	18-7	355	10
15	Creighton	20-6	340	21
16	Oregon	20-6	311	18
17	Colorado	20-6	287	15
18	West Virginia	18-7	279	14
19	Marquette	17-7	171	22
20	Iowa	18-8	168	17
21	Arizona	18-7	132	NR
22	Houston	20-6	131	19
23	Butler	19-7	124	20
24	Ohio State	17-8	79	NR
25	Michigan State	17-9	76	25

Others receiving votes: Texas Tech 59; Brigham Young 56; Michigan 44; Illinois 24; Virginia 20; Louisiana State 16; Northern Iowa 10; Rhode Island 9; Southern Methodist 6; Oklahoma 6; St. Mary's 5; Florida 5; Rutgers 3; East Tennessee St. 3; Cincinnati 3; Stephen F. Austin 2; Wisconsin 1; Arizona State 1.

BIG TEN STANDINGS/SCHEDULE (AS OF FEB. 22)

Team	B1G	Pct.	Overall	Pct.
Maryland	12-3	.800	22-4	.846
Penn State	10-5	.667	20-6	.769
Iowa	10-6	.625	19-8	.704
Michigan State	10-6	.625	18-9	.667
Illinois	9-6	.600	17-9	.654
Wisconsin	9-6	.600	16-10	.615
Rutgers	9-7	.563	18-9	.667
Michigan	9-7	.563	18-9	.667
Ohio State	7-8	.467	17-9	.654
Indiana	7-8	.467	17-9	.654
Purdue	7-10	.412	14-14	.500
Minnesota	6-9	.400	12-13	.480
Nebraska	2-13	.133	7-19	.269
Northwestern	1-14	.067	6-19	.240

SCHEDULE

Feb.

18	*Illinois 62, Penn State 56			
	*Wisconsin 69, Purdue 65			
	*Maryland 76, Northwestern 67			
19	*Michigan 60, Rutgers 52			
	*Indiana 68, Minnesota 56			
20	*Iowa 85, Ohio State 76			
	*Michigan State 86, Nebraska 65			
22	*Michigan 71, Purdue 63			
23	*Penn State at Indiana	11 a.m.	FS1	
	*Rutgers at Wisconsin	Noon	BTN	
	*Minnesota at Northwestern	2 p.m.	BTN	
	*Maryland at Ohio State	4 p.m.	CBS	
24	*Nebraska at Illinois	7 p.m.	BTN	
25	*Iowa at Michigan State	6 p.m.	ESPN	
26	*Rutgers at Penn State	6 p.m.	BTN	
	*Maryland at Minnesota	8 p.m.	BTN	
27	*Wisconsin at Michigan	6 p.m.	ESPN2	
	*Indiana at Purdue	6 p.m.	FS1	
	*Illinois at Northwestern	7 p.m.	BTN	
	*Ohio State at Nebraska	8 p.m.	ESPN2	
29	*Penn State at Iowa	11 a.m.	BTN	
	*Michigan State at Maryland	7 p.m.	ESPN	

March

1	*Indiana at Illinois	11 a.m.	BTN	
	*Michigan at Ohio State	3 p.m.	CBS	
	*Northwestern at Nebraska	3:15 p.m.	BTN	
3	*Michigan State at Penn State	6 p.m.	ESPN/2	
	*Maryland at Rutgers	6 p.m.	BTN	
	*Purdue at Iowa	8 p.m.	BTN	
4	*Minnesota at Indiana	6 p.m.	BTN	
	*Northwestern at Wisconsin	8 p.m.	BTN	
5	*Nebraska at Michigan	5:30 p.m.	FS1	
	*Illinois at Ohio State	6 p.m.	ESPN/2	
7	*Wisconsin at Indiana	11 a.m.	ESPN/2	
	*Rutgers at Purdue	1 p.m.	BTN	
	*Penn State at Northwestern	3 p.m.	BTN	
8	*Michigan at Maryland	11 a.m.	FOX	
	*Nebraska at Minnesota	Noon	BTN	
	*Ohio State at Michigan State	3:30 p.m.	CBS	
	*Iowa at Illinois	6 p.m.	BTN	

*-Conference game

ILLINOIS PROBABLE STARTERS (based on last game)

No.	Name	Pos.	Yr.	Ht.	Wt.	G/GS	PPG	RPG	Other
1	Trent Frazier	G	Jr.	6-2	175	26/26	9.4	2.2	2.0 apg
10	Andres Feliz	G	Sr.	6-2	195	26/10	11.0	4.9	2.8 apg
20	Da'Monte Williams	G	Jr.	6-3	210	26/18	2.3	3.7	0.8 spg
11	Ayo Dosunmu	G	So.	6-5	185	25/25	16.2	4.3	3.2 apg
21	Kofi Cockburn	C	Fr.	7-0	290	26/26	13.6	8.9	1.2 bpg

SCOUTING ILLINOIS

Brad Underwood is in his third year at Illinois after previous coaching stops at Oklahoma State and Stephen F. Austin. After winning 14 and 12 games in his first two seasons, the Fighting Illini are 17-9 overall and 9-6 in the Big Ten heading into this week's action. Underwood guided Oklahoma State to a 20-13 record and a berth in the 2017 NCAA Tournament in his only season in Stillwater. Prior to that, he led Stephen F. Austin to three straight Southland Conference titles and three straight NCAA Tournament appearances. Longtime Husker fans may remember him from his stint as an assistant for six seasons at Kansas State under Bob Huggins and Frank Martin.

The Fighting Illini have been streaky since the start of January, winning seven straight games following a loss to Michigan State on Jan. 2. The win streak was highlighted by wins at Purdue and Michigan before a four-game losing streak that included late-game losses to both Maryland and Michigan State. Illinois rebounded with a 62-56 win at No. 9 Penn State in its last outing. The Fighting Illini have been stout on the defensive end, holding opponents to a conference-best 63.1 points per game while ranking among the league leaders in field goal defense (.404, fourth), 3-point defense (.307, third) and rebounding margin (+5.3, second) in conference play.

Sophomore Ayo Dosunmu has been one of the Big Ten's best players, as he is averaging 16.2 ppg while chipping in 4.3 rebounds and 3.2 assists per game. Freshman Kofi Cockburn has been a force inside, averaging 13.6 ppg along with team-highs in both rebounds (8.9 rpg) and blocked shots (1.2 bpg), while senior Andres Feliz chips in 11.0 ppg. Illinois, which returned four starters and 11 letterwinners from a year ago, has six players averaging at least 7.5 points per game and five who pull down at least four rebounds per game.

Series History: Illinois leads the all-time series, 15-8, over Nebraska in a series that dates back to 1921. Nebraska is 6-8 against Illinois since joining the Big Ten and Monday's game is the only regular-season meeting between the two teams. NU has won once in the State Farm Center, a 78-67 win in 2016. NU's other win in Champaign came in the first meeting of the teams back in 1921. Prior to Nebraska joining the conference in 2011-12, the Huskers and Illini had played only once since 1976 - a 100-73 Husker victory in the 1990 San Juan Shootout.

LAST TIME OUT

Dachon Burke Jr. had 18 of his 21 points in the first half, but Nebraska was unable to slow down Michigan State, falling 86-65 on Feb. 20.

Nebraska trailed just 39-36 at the break, but shot just 28 percent in the second half, while the Spartans shot 61 percent after the break to pull away in the final 20 minutes.

Burke finished the night with 21 points on 7-of-15 shooting, including 4-of-8 from 3-point range. Haanif Cheatam (14 points and five steals) and Yvan Ouedrago (10 points and seven rebounds) joined Burke in double figures.

Nebraska made a couple early runs in the second half, and was within 48-46 before Aaron Henry keyed a 11-1 Spartan surge, scoring six of his 13 points to help MSU take a 59-47 lead. The Huskers chipped away and got within 61-54 after a Jervay Green 3-pointer with 8:54 left, but could get no closer as Michigan

NEBRASKA-ILLINOIS AT A GLANCE

- All-Time: Illinois leads 15-8
- In Lincoln: Nebraska leads, 6-4
At Pinnacle Bank Arena: Nebraska leads, 5-1
- In Champaign: Illinois leads, 11-2
At State Farm Center: Illinois leads, 7-2
- San Juan Shootout: Illinois leads, 1-0
- In Big Ten Conference games: Illinois leads, 8-6
- In Big Ten Tournament games: 0-0

Husker-Illini Superlatives

- Most consecutive wins (year ended): Nebraska 1 (1921, 1990, 2012, 2014, 2015, 2016, 2018, 2018); Illinois 7 (1921-76)
- Most points scored: Nebraska, 100, at San Juan, P.R., Nov. 24, 1990; Illinois 73, at San Juan, P.R., Nov. 24, 1990
- Highest combined score: 173, Nebraska, 100, Illinois, 73, at San Juan, P.R., Nov. 24, 1990
- Biggest winning margin: Nebraska, 27, at San Juan, P.R., Nov. 24, 1990; Illinois, 42, at Champaign, Ill., Dec. 12, 1942

Series History

Date	Site	Rankings	Result	Neb.	Ill.
1-1-21	A	-/-	W	30	25
1-3-21	A	-/-	L	24	26
12-12-42	A	-/-	L	27	69
12-29-44	A	-/-	L	39	71
12-20-45	H	-/-	L	51	62
12-28-46	A	-/-	L	37	72
11-28-75	H	-/-	L	58	60
12-11-76	A	-/-	L	63	67
11-24-90	N	-/-	W	100	73
1-7-12	A	-/-	L	54	59
2-18-12	H	-/-	W	80	57
1-22-13	H	-/-	L	51	71
3-2-13	A	-/-	L	65	72
2-12-14	H	-/-	W	67	58
2-26-14	A	-/-	L	49	60
1-11-15	H	-/-	W	53	43
3-4-15	A	-/-	L	57	69
1-16-16	A	-/-	W	78	67
2-26-17	H	-/-	L	57	73
1-15-18	H	-/-	W	64	63
2-18-18	A	-/-	L	66	72
12-2-18	H	-/-	W	75	60
2-2-19	A	-/-	L	64	71

WORTH NOTING

- Nebraska blocked six shots, matching a season high. NU also had blocked six shots against UC Riverside.
- Dachon Burke Jr. finished with 21 points, his team-high fourth 20-point game of the season. Burke also hit four 3-pointers, matching a season high (also vs. Indiana and Purdue).
- Haanif Cheatam had a career high five steals, topping his previous high of three against Northwestern on Jan. 11. It matched the most steals by a Husker in 2019-20 (Dachon Burke Jr. vs. George Mason).
- Nebraska's 11 steals against MSU is its highest total since having a season-high 15 against Texas A&M-Corpus Christi on Dec. 29.

State ran off nine straight points, including 3-pointers from Gabe Brown and Kyle Ahrens to push the lead back to 16.

In all, the Spartans committed 22 turnovers, but went 13-of-27 from 3-point range and enjoyed a commanding 51-26 rebounding advantage for the contest. Cassius Winston led all scorers with 23 points and six assists, while Gabe Brown finished with 17 points, including 5-of-8 from 3-point range.

STORYLINES

- Nebraska has played some of its best basketball on the road over the last month, including chances to win at both Rutgers (lost on a 3-pointer with 1.1 second remaining) and at No. 9 Maryland (had potential game winner blocked with 4.2 seconds remaining). Those two teams entered the weekend a combined 32-1 at home this season.

- While the Huskers have lost 11 straight entering Monday's game, NU Head Coach Fred Hoiberg experienced a similar double-figure losing streak during his first season at Iowa State. That year, the Cyclones were short-handed with four sit-out transfers en route to going 3-13 in the Big 12. The next season, the Cyclones put together the largest turnaround in Big 12 history and went 12-6 on its way to the first of four straight NCAA Tournament appearances under Hoiberg.

- NU's game against Illinois which is 35th in the NET as of Feb. 23, will mark the ninth straight opponent in the top 40 of the NET. In all, 10 of the 14 Big Ten teams are in the top 40 of the NET as of Feb. 23.

- Cam Mack is in fourth place on NU's single-season assist list with 170 and needs just nine assists to tie Charles Richardson Jr. (179, 2006-07) for third place. Mack and Michigan State's Cassius Winston are the only Big Ten players in the top five in both assists and steals as of Feb. 22.

- Dachon Burke's 21-point effort against Michigan State on Feb. 20 marked the Huskers' 10th 20-point game of the season (Burke-4; Cheatham-3; Mack-2; Green-1).

- Nebraska has 216 3-pointers this year to rank eighth in school history. NU will move into a tie for seventh with its first 3-pointer on Monday, and NU needs six 3-pointers to jump from eighth to sole possession of fifth place on NU's single-season chart. The Huskers have hit 10-or-more 3-pointers six times this season and lead the Big Ten in 3-pointers per game in conference play (8.7 per game).

- Nebraska enters Monday's game leading in the Big Ten in turnover margin with +3.0 per game. The Huskers are second in the Big Ten in forcing turnovers (14.2 per game) and fourth in taking care of the basketball (11.2 per game). NU is 25th nationally in fewest turnovers per game as of Feb. 22. During his tenure at Iowa State, Hoiberg's teams ranked in the top three in the Big 12 in fewest turnovers per game in four of his five seasons at the school.

- Despite being undersized and having just one player who had played in a Big Ten game entering the season, Nebraska's play in Big Ten action is starting to resemble the team's that Coach Hoiberg had at Iowa State, especially with ball movement and limiting turnovers. In Big Ten games only, NU is in the top three in four offensive categories entering the week, including assist-to-turnover ratio and 3-point shooting.

Big Strides in Conference Play

Category	2019-20 (B1G)	2018-19 (B1G)	Times ISU Led Big 12 Under Hoiberg
3-Pt./GM	8.7 (t-1st)	6.8 (8th)	(3) 2011-12; 2012-13; 2014-15
Asst/GM	15.6 (3rd)	11.7 (10th)	(2) 2013-14; 2014-15
Asst-to-TO Ratio	1.5-to-1 (t-1st)	1.2-to-1 (5th)	(2) 2013-14; 2014-15
Turnover Margin	+3.1 (1st)	+2.0 (4th)	(0) None

as of Feb. 22

- Nebraska has relied on its balance with four double-figure scorers in conference play. NU has had at least three players reach double figures in 21 of 26 games this year, including a trio of games with five double-figure scorers.

- It is not surprising that Nebraska has relied on its 3-point shooting, as Hoiberg's Iowa State teams led the Big 12 in 3-pointers in four of his five seasons at the school. The Huskers, who are third in the Big Ten in 3-pointers per game, are on pace to average 8.3 3-pointers per game, a total which would rank second in school history and be the most since the 2001-02 campaign.

Most 3-Pointers/Game in School History

No.	School	Games	3-Pointers/Game
1.	2001-02	28	9.54
-	2019-20	25	8.30
2.	2006-07	31	7.87
3.	2018-19	36	7.50

- Cam Mack has made an impact in his first season at Nebraska. He is 11th nationally with 6.5 assists per game, which is on pace to be the most by a Husker since the 1985-86 season, and ranks 27th nationally with his 2.50-to-1 assist-to-turnover ratio. Mack's assist-to-turnover ratio is on pace to be one of the best in school history.

Best Assist/Turnover Ratios (Since 1979)

No.	Ratio	Player	Asst.-TO	Year
1.	3.05	Brian Carr	201-66	1985-86
2.	2.73	Jamar Johnson	123-45	1993-94
3.	2.58	Brian Carr	237-92	1984-85
4.	2.54	Jack Moore	109-43	1981-82
5.	2.52	Charles Richardson Jr.	179-71	2006-07
-	2.50	Cam Mack	170-68	2019-20

min. 3.0 assists/gm

- Nebraska has used seven different starting lineups this season and is down to just nine eligible players following the season-ending injury to Matej Kavas against Wisconsin. Kavas suffered a left (non-shooting) hand injury and has been ruled out for the remainder of the season after surgery last week. Kavas averaged 5.3 points per game and had totaled 23 3-pointers in 22 contests. Of the 13 scholarship players that began the year, NU now has only eight available, as three

LEARFIELD IMG COLLEGE HUSKER SPORTS NETWORK

Kent Pavelka

- Is in his 33rd season of calling Husker basketball
- Called NU basketball for two stretches from 1974-1996 before returning to play-by-play duties in 2006-07
- Called his 1,000th Husker basketball game in 2018-19
- Six-time Nebraska Sportcaster of the Year who was inducted into the Nebraska Broadcasters Hall of Fame in 2019

Jake Muhleisen

- Is in his second season as full-time color analyst after filling in part time for several seasons
- Four-year starter at Nebraska from 2002-05
- Three-year team captain during his career

Ben McLaughlin

- Co-hosts Sports Nightly and works on the HSN football and baseball broadcasts

2019-20 Network Affiliates

City	Station	Location
Ainsworth	KBRB	1400 AM
Alliance	KCOW	1400 AM
Beatrice	KWBE	1450 AM
Broken Bow	KBBN	95.3 FM
Chadron	KCSR	610 AM
Columbus	KJSK	900 AM
Fairbury	KGMT	1310 AM
Falls City	KTNC	1230 AM
Fremont	KFMT	105.5 FM
Grand Island	KRGI	1430 AM
Hastings	KHAS	1230 AM
Holdrege	KUVR	1380 AM
Kearney	KGFV	1340 AM
Lexington	KRVN	880 AM
Lincoln	KLIN	1400 AM
McCook	KSWN	93.9 AM
Nebraska City	KNCY	1600 AM
Nebraska City	KBIE	103.1 FM
Norfolk	KNEN	94.7 FM
North Platte	KODY	1240 AM
North Platte	KXNP	106.1 FM
O'Neill	KRBX	102.9 FM
Omaha	KXSP	590 AM
Scottsbluff	KNEB	960 AM
Sidney	KSID	1340 AM
Superior	KRFS	1600 AM
Superior	KRFS	103.9 FM
Valentine	KVSH	940 AM

Nationwide

- Huskers.com and Huskers App
- TuneIn.com/Huskers and TuneIn App
- SiriusXM Satellite Radio

HUSKER BASKETBALL RADIO SHOW

Upcoming Shows

Date	Coach
Tues., Feb. 25	Matt Abdelmassih
Mon., March 9	Fred Hoiberg

QUICK FACTS

University of Nebraska Information

Location..... Lincoln, Neb.
 Founded..... 1869
 Enrollment..... 25,332
 Nickname..... Cornhuskers, Huskers
 Colors..... Scarlet & Cream
 Affiliation..... NCAA Division I
 Conference..... Big Ten Conference
 Home Arena..... Pinnacle Bank Arena
 Capacity/Year Opened..... 15,000/2013
 Chancellor..... Ronnie Green
 Faculty Rep..... Josephine Potuto, J.D.
 Athletics Director..... Bill Moos
 Deputy A.D./Chief of Staff..... John Johnson
 Athletic Dept. Phone..... (402) 472-4224
 Assistant A.D./Ticketing..... Holly Adam
 Ticket Office Phone..... (402) 472-3111 or 1-800-8BIGRED
 Website..... Huskers.com

Basketball History

First year of basketball..... 1896-97
 Regular-season conference titles (last)..... 7 (1950)
 Postseason conference titles (last)..... 1 (1994)
 All-time postseason appearances..... 26
 All-time postseason record..... 24-25
 NCAA Appearances (last)..... 7 (2014)
 NIT Appearances (last)..... 19 (2019)

Basketball Staff

Head Coach..... Fred Hoiberg
 Alma Mater (Year)..... Iowa State (1995)
 Record at Nebraska..... 7-19 (1st season)
 Overall NCAA Coaching Record..... 122-75 (6th season)
 Assistant Coaches..... Matt Abdelmassih (1st season)
 Armon Gates (2nd season)
 Doc Sadler (1st season as asst./7th season overall)
 Special Assistant to the Head Coach..... Bobby Lutz (1st season)
 Strength Coach..... Tim Wilson
 Graduate Managers..... Vince Fritz and Jon Harris Jr.
 Director of Operations..... Luca Virgilio
 Asst. Director of Operations..... Sheryl Burbach
 Video Coordinator..... Matt Holt
 Director of Player Development..... Buzzy Caruthers
 Assistant Athletic Trainer..... R.J. Pietig
 Equipment Manager..... Pat Norris

2019-20 Team Information

2018-19 Record..... 19-17 (13-5 H, 2-10 A, 4-2 N)
 Big Ten Record (Finish)..... 6-14 (13th)
 Big Ten Championship..... 2-1, def. Rutgers, 68-61
 def. Maryland, 69-61; lost to Wisconsin, 62-66
 Postseason..... NIT 1-1; def. Butler, 80-76; lost at TCU, 72-88
 Starters Returning/Lost..... 0/5
 Lettermen Returning/Lost..... 1/11
 Scholarship Newcomers..... 11

Communications Contact

Sr. Assoc. Director/MBB Contact..... Shamus McKnight
 Office Phone..... (402) 472-777
 Cell Phone..... (402) 540-0268
 E-Mail..... smcknight@huskers.com
 Press Row Phone..... (402) 904-5925
 Communications Mailing Address.....
 One Memorial Stadium, P.O. Box 880123,
 800 Stadium Drive, Lincoln, NE 68588-0123

players (Derrick Walker, Shamiel Stevenson and Dalano Banton) are sitting out this year, while Samari Curtis transferred to Evansville at the semester.

- Freshman Charlie Easley was put on scholarship for the spring semester. Easley has played in 22 games as a backup guard, including all 15 Big Ten contests, and has played double-figure minutes in 11 of the Huskers' last 13 contests. Easley is seventh in the Big Ten in steals (1.1 spg) in conference play despite averaging just 12.9 minutes per game.
- Cam Mack is the only Husker in the last 30 years to have multiple points-assists double-doubles in the same season as he has four this season, including three in Big Ten play. From 1989-90 to the end of the 2018-19 season, it had happened just five times. Mack's consecutive points-assists double-doubles against Indiana and Purdue were the first since Brian Carr in December of 1985 (vs. UC-Irvine and Creighton).

Husker Points/Assists Double-Doubles (Last 30 years)

No.	Pts.	Asst.	Opponent
Cam Mack	15	10	vs. Iowa, 1/7/20
Cam Mack	11	12	vs. Purdue, 12/13/19
Cam Mack	15	10	at Indiana, 12/13/19
Cam Mack	13	11	vs. Southern Utah, 11/11/19
Glynn Watson Jr.	10	10	vs. Cal State Fullerton, 12/20/18
Lance Jeter	10	10	vs. Kansas, 2/5/11
Lance Jeter	12	12	at Kansas State, 2/7/10
Sek Henry	11	11	at TCU, 11/21/09
Tom Wald	11	11	vs. Appalachian State, 12/31/94

• Nebraska returned a national-low 1.9 percent of its scoring from last season and the 50 returning points is the lowest by any power conference team since the 2008-09 season according to noted statistician Ken Pomeroy. That team was the 2008-09 Indiana Hoosiers, who went 6-26 overall (1-17 in Big Ten) and had two double-figure losing streaks. The Big Ten had seven teams reach the NCAA Tournament this season.

SETTING A FAST PACE

Not only are the Huskers adjusting to a whole new roster, but playing at a significantly faster pace than in previous years. The Huskers are 10th nationally in offensive tempo, as their average possession is 15.3 seconds per possession as of Feb. 23.

- The only power conference school that plays at a faster pace is Alabama, which is sixth nationally as of Feb. 16. Iowa, which is 48th, is the only other Big Ten team in the top-50 nationally.
- Over the last five years (2014-15 to 2018-19), only two Big Ten teams - Ohio State (16th, 2014-15) and Minnesota (20th, 2014-15) - ranked in the top 20 nationally in possession length.
- Of the top-25 teams in terms of pace nationally, Nebraska has the lowest turnover rate as of Feb. 23. Nebraska, Gonzaga, Belmont and St. John's are the only teams nationally to currently rank in the top-25 in both offensive pace and turnover percentage as of Feb. 23.

- In his five full seasons as a college coach, Hoiberg's teams have ranked in the top 20 in offensive tempo four times, including top-10 rankings in both 2014 and 2015.
- Hoiberg's first Iowa State team in 2010-11 jumped from 67th to 20th nationally in offensive pace and ranked in the top 40 nationally in adjusted tempo in four of his five seasons in Ames, including top-15 nationally in his last two campaigns.
- In the KenPom era (1997-present), only one Husker team has ranked among the top 100 nationally in adjusted tempo - the 1999-2000 Huskers under Danny Nee. The Huskers' quickest offensive tempo in the last decade was in 2017-18 when the Huskers were 140th in offensive tempo.

MACK DELIVERS AS HUSKERS' LEAD GUARD

Junior college transfer Cam Mack was the cornerstone of the Huskers' recruiting class, and has lived up to the billing in his first season at Nebraska. Mack was the No. 3 JUCO recruit in the country last year at Salt Lake CC and has been one of the Big Ten's top newcomers this season.

Mack, who was listed as the top JC point guard recruit in the country, enters the Illinois contest averaging 12.0 points per game while leading the Huskers in assists (6.5) and assist-to-turnover ratio (2.5-to-1).

- He is third in the Big Ten in assists per game and second in assist-to-turnover ratio as of Feb. 22.
- Mack is third nationally with four games with at least 10 points and 10 assists. In fact, only eight players in Division I have at least four double-doubles with points and assists this season as of Feb. 22.
- His 6.5 assists per game is on pace to rank third in school history trailing only Brian Carr, who averaged 7.9 assists per game in 1984-85 and 6.7 assists per game in 1985-86.
- Mack has been even better in Big Ten play, as he leads the Big Ten in assists (7.1) and is second in assist-to-turnover ratio (2.9-to-1) in conference games only.

• Mack has four of his five double-doubles in Big Ten action, including the first triple-double in school history against Purdue on Dec. 15 with 11 points, 10 rebounds and 12 assists in the Huskers' 70-54 win.

PACE UNDER HOIBERG (PER KENPOM)

Year	Avg. Poss. Length	NCAA Rank
2010-11	15.9	20th
2011-12	16.9	62nd
2012-13	15.8	12th
2013-14	15.2	8th
2014-15	14.6	2nd
2019-20	15.3	10th

as of Feb. 13

ASSISTS PER GAME

No.	Name	APG
1.	Brian Carr (1985)	7.90
2.	Brian Carr (1986)	6.70
-	Cam Mack (2020)	6.54
3.	Charles Richardson Jr. (2007)	5.77

PTS/AST DOUBLE-DOUBLES

No.	Name	School	10+
1.	Jason Preston	Ohio	6
2.	Kameron Langley	N. Carolina A&T	6
3.	Cam Mack	Nebraska	4
	Charlie Moore	DePaul	4
	Cameron Parker	Sacred Heart	4
	Zavier Simpson	Michigan	4
	Jonah Radebaugh	No. Colorado	4

as of Feb. 22

• Mack ranks fourth on NU's single-season assist list with 170 and needs just nine assists to move into a tie for third place.

• He's reached double figures 20 times, including a season-high 24-point performance against South Dakota State on Nov. 15 and a 20-point, nine-assist effort against Indiana on Jan. 18.

• He shined against Michigan on Jan. 28 with 19 points, including a season-high five 3-pointers, nine assists and seven rebounds.

• Mack nearly led the Huskers to a comeback win at No. 24 Rutgers on Jan. 25, scoring 16 of his 19 points in the second half as Nebraska rallied back from 14 points down to take the lead before falling 75-72.

• Last season at Salt Lake CC, Mack averaged 19.1 points, 7.6 assists and 5.9 rebounds per game, ranking fifth nationally in assists per game. He totaled nine double-doubles and three triple-doubles as a freshman and dished out 10-or-more assists nine times.

NU SINGLE-SEASON ASSIST CHART

No.	Name	Asst.
1.	Brian Car (1985)	237
2.	Brian Car (1986)	201
3.	Charles Richardson Jr. (2007)	179
4.	Cam Mack (2020)	170
5.	Brian Car (1987)	166

CHEATHAM MAKES IMPACT ON BOTH ENDS

Fifth-year senior Haanif Cheatham has been one of the leaders for a young Husker team. The guard from Fort Lauderdale, Fla., has made 106 career appearances, including 99 starts during a career which has seen him play at Marquette and Florida Gulf Coast before coming to Nebraska.

• Cheatham has been one of NU's most consistent offensive threats, as he leads NU in scoring (12.5 ppg) and field goal percentage (.494) and ranks third in assists (1.4 apg). He has been in double figures 19 times, including a trio of 20-point contests.

• Cheatham has been in double figures in six of the last seven contests, sandwiched around the Iowa game where he played just 15 minutes because of a calf injury.

• He put together a strong effort against Michigan State with 14 points and a career-high five steals, matching the most by a Husker this season.

• Cheatham had one of his best performances of the season at No. 9 Maryland on Feb. 11. In that game, he finished with 20 points on 7-of-11 shooting and six boards. Cheatham, who was questionable for the game with a calf injury, had 18 points in the second half, as Nebraska rallied back from a 14-point deficit.

• He went over 1,000 career points with a 17-point performance against Texas A&M-Corpus Christi on Dec. 29.

• Cheatham posted his first career double-double with 14 points and a career-high 11 rebounds at Georgia Tech on Dec. 4.

• He was in double figures all three games of the Cayman Islands Classic, averaging 19.0 ppg including a career-best 26-point effort against South Florida to garner all-tournament honors.

A former top-100 recruit out of high school, he was named Marquette's top defensive performer in each of his two full seasons at Marquette.

THOR EMERGES AS SCORING THREAT

Junior Thorir Thorbjarnarson emerged as a vital part of the Huskers' offensive attack and one of the most improved players in the Big Ten. The 6-foot-6 guard is fourth on the team in scoring at 8.8 ppg, while shooting 47 percent from the field and 41 percent from 3-point range.

• Thorbjarnarson is sixth in the Big Ten in 3-point percentage (.412) after shooting just 21.4 percent (6-of-28) from 3-point range in his first two seasons.

• In conference play, he is averaging 11.2 ppg while leading NU in field goal percentage (.472), 3-point percentage (.395) and steals (1.1). He is also second both rebounding (5.4 rpg) and assists (1.7 apg).

• He is fourth in 3-pointers per game (2.0) and 12th in 3-point percentage (.423) in Big Ten games only.

• His 9.7 ppg increase in conference play from last season ties for the second-largest jump in the Big Ten.

• He has reached double figures 11 times in NU's last 19 games after not reaching double figures in his first 41 contests at Nebraska. Since Dec. 4, he has tied or set a career high in points five times, including 17 points at No. 24 Rutgers on Jan. 25.

• He nearly had a double-double in the win over Iowa on Jan. 7, finishing with 17 points, including three 3-pointers, and a season-high nine rebounds. He tied his season high originally set at Indiana on Dec. 13.

• Thorbjarnarson nearly helped NU knock off No. 9 Maryland with 15 points seven rebounds and a pair of assists in a 72-70 loss on Feb. 11.

BURKE SHOWS SCORING TOUCH

The other returnee from the 2018-19 season, Dachon Burke Jr. waited in the wings after transferring from Robert Morris. A 6-foot-4 guard, Burke has quickly shown the skills to flourish in Fred Hoiberg's attack, averaging 11.8 points, 3.7 rebounds per game and 1.3 steals per game.

• He is second in the Big Ten in steals and paces the Huskers in blocked shots (15).

• Since missing the Maryland game with illness, Burke has come off the bench the last two games, and is averaging 15.5 ppg on 46 percent shooting, including 50 percent from 3-point range.

• He posted his fourth 20-point game of the season against Michigan State, finishing with 21 points on 7-of-15 shooting and tied his season high with four 3-pointers.

EMERGENCE OF THOR

Category	First 7 Games	Last 19 Games
PPG	4.0	11.1
RPG	3.3	5.1
FG Pct.	.455	.477
3-Pt. Pct.	.417	.411

BIG TEN JUMP: 18-19 TO 19-20

No.	Player, School	Conf. Increase
1.	Luka Garza, Iowa	13.8
2.	Thorir Thorbjarnarson, Neb.	9.7
	Daniel Oturu, Minn.	9.7
	Eli Brooks, Mich.	9.7

as of Feb. 22

TOP-10 PINNACLE BANK ARENA CROWDS

No.	Attend.	Opponent	Date
1.	15,998	Wisconsin	March 9, 2014
2.	15,991	Penn State	Feb. 25, 2018
3.	15,987	Tennessee-Martin	Nov. 28, 2014
4.	15,978	Northwestern	March 1, 2014
5.	15,952	Iowa	Jan. 27, 2018
6.	15,950	Creighton	Dec. 8, 2018
7.	15,949	Arkansas State	Dec. 14, 2013
8.	15,946	South Dakota State	Nov. 15, 2019
9.	15,945	Minnesota	Jan. 26, 2014
10.	15,933	Iowa	Feb. 22, 2015

RECORD AT PINNACLE BANK ARENA

Season	Wins	Losses	Pct.
2013-14	15	1	.938
2014-15	10	6	.625
2015-16	10	8	.556
2016-17	8	8	.500
2017-18	16	1	.941
2018-19	13	5	.722
2019-20	5	9	.357
Totals	77	38	.670

ROBY EARNS SECOND-ROUND SELECTION

Isaiah Roby ended Nebraska's NBA Draft drought, as he was selected in the second round by the Detroit Pistons (No. 45 overall) before his rights were traded to Dallas. It was the highest a Husker basketball player had been picked since Tyrone Lue went with the No. 23 pick in the 1998 NBA Draft.

HUSKERS IN THE PROS

NBA or NBA G League

Player (Years at NU)	Current Team	League
Isaiah Roby (2017-19)	Oklahoma City Thunder	NBA/G League
Andrew White III (2015-16)	Westchester Knicks	G League
Evan Taylor (2017-18)	Agua Caliente Clippers	G League
James Palmer Jr. (2018-19)	Agua Caliente Clippers	G League
Isaac Copeland Jr. (2018-19)	Texas Legends	G League

Overseas

Player (Years at NU)	Current Team	Country
Jason Dourisseau (2003-06)	Donar Groningen	Holland
Kris Douse (2007)	BC Mess	Luxembourg
Sek Henry (2007-10)	New Zealand Breakers	Australia
Ryan Anderson (2007-10)	Niagara River Lions	Canada
Christian Stanhardinger (2010-11)	San Migueul	Phillippines
Toney McCray (2009-12)	Club Doha	Qatar
Caleb Walker (2011-12)	Fos Provence	France
Jorge Brian Diaz (2010-12)	Quebradillas	Puerto Rico
Bo Spencer (2012)	Abejas	Mexico
Ray Gallegos (2010-14)	Laguneros	Mexico
Terran Petteway (2014-15)	Pistoria	Italy
Tarin Smith (2015)	Orzi Basket	Italy
Shavon Shields (2013-16)	Baskonia	Spain
Tai Webster (2014-17)	Galatasaray	Turkey
Jack McVeigh (2016-18)	Adelaide	Australia
Duby Okeke (2018)	Hestia Menorca	Spain
Anton Gill (2017-18)	Raales	Dominican Republic
Glynn Watson Jr. (2016-19)	Lavrio	Greece

Big Ten Team Rankings (Feb. 22)

Category	Overall (Rk.)	B1G (Rk.)
Scoring Offense	71.1 (9)	69.3 (5)
Scoring Defense	76.7 (14)	78.1 (14)
Scoring Margin	-5.6 (14)	-8.8 (13)
Free Throw Pct.	.603 (14)	.632 (14)
Field Goal Pct.	.413 (14)	.402 (11)
Field Goal Pct. Def.	.445 (14)	.463 (14)
3-Point Pct.	.323 (8)	.319 (10)
3-Point Pct. Def	.331 (12)	.343 (12)
Rebounding Margin	-10.0 (14)	-10.4 (14)
Blocked Shots	2.4 (14)	1.8 (14)
Assists	14.6 (6)	15.6 (3)
Steals	6.7 (2)	6.6 (2)
Turnover Margin	+3.0 (1)	+3.1 (1)
Assist/Turnover Ratio	1.3 (4)	1.5 (t-1)
3-Pointers/Gm	8.3 (3)	8.7 (t-1)

Big Ten Individual Leaders (Feb. 22)

Category	Name	Overall (Rk.)	B1G (Rk.)
Scoring	Cheatham	12.5 (17)	12.3 (18)
	Burke	11.8 (22)	12.3 (18)
	Mack	12.0 (19)	11.5 (20)
	Thorbjarnarson	-	11.2 (23)
Rebounding	Ouedraogo	6.0 (15)	5.9 (16)
	Thorbjarnarson	-	5.4 (19)
Assists	Mack	6.5 (3)	7.1 (1)
FG Pct.	Thorbjarnarson	-	.472 (15)
	Cheatham	.494 (15)	-
3-Pt. Pct.	Thorbjarnarson	.412 (6)	.395 (12)
3-Pt/Gm	Thorbjarnarson	1.6 (16)	2.0 (4)
	Mack	-	1.8 (7)
Steals	Mack	1.3 (2)	1.1 (7)
	Burke	1.3 (2)	1.1 (7)
	Thorbjarnarson	1.1 (12)	1.1 (7)
	Easley	-	1.1 (7)
Asst./To Ratio	Mack	2.5 (2)	2.9 (2)
Minutes	Mack	34.5 (3)	35.1 (6)

HUSKERS TO PARTICIPATE IN 2020 MYRTLE BEACH INVITATIONAL

A potential old conference matchup could be on the horizon, as ESPN announced the field for the 2020 Myrtle Beach Invitational on Nov. 21.

The third-annual event is held in the HTC Center on the campus of Coastal Carolina and takes place Nov. 19, 20 and 22, 2020. The eight-team field for the event includes Charlotte (Conference USA), Dayton (Atlantic 10), Loyola (Missouri Valley), Missouri (Southeastern), Penn (Ivy), Pittsburgh (Atlantic Coast) and Utah State (Mountain West).

In all, four of the eight teams reached postseason play last season, including Utah State, Dayton and Loyola (Chicago) along with the Huskers.

The Huskers and Missouri have a long history that dates back to 1908. The teams have squared off 219 times over the years, but have not met since the Huskers joined the Big Ten in 2011. NU topped Dayton in the 2016 Wooden Legacy, while a potential matchup with Penn could be the first since the Quakers upset the Huskers in the 1994 NCAA Tournament.

NU has played Pitt just four times, but not since 2000, while the Huskers and Utah State have not played since 1978. Charlotte is the only team in the field the Huskers have not played.

- His other 20-point efforts this season include a season-high 25-point effort against Indiana on Dec. 13, a 21-point performance against South Florida on Nov. 27 and a 20-point, eight-rebound outing at Wisconsin on Jan. 21.
 - He has nine games with at least two steals, including a five-steal effort against George Mason on Nov. 25.
- Two years ago, Burke was one of the best players in the Northeast Conference, averaging 17.6 points per game while adding 5.8 rebounds and a conference-best 2.1 steals per contest to earn second-team all-conference recognition.

OUEDRAOGO IS YOUNGESTER WITH BIG ROLE

Freshman Yvan Ouedraogo became the first true freshman to start a season opener at Nebraska since 2013 and has been a mainstay of the Husker lineup for most of the season.

- He is one of the youngest players in the country, as he won't turn 18 until after the 2020 Big Ten Tournament.

Ouedraogo has made 24 starts and played in all 26 games, averaging 5.6 points and a team-high 6.0 rebounds per game in just under 21 minutes per game. He is third among Big Ten true freshmen in rebounding as of Feb. 23.

- He is on track to be the third freshman to lead NU in rebounding in a season, joining Aleks Maric (2005-06) and John Turek (2001-02).

Ouedraogo is now fifth all-time among Husker freshmen in rebounding and needs seven rebounds to jump into sole possession of second place on NU's freshman list.

- He is playing some of his best basketball over the last two weeks, averaging 8.3 points on 67 percent shooting and 7.0 rebounds per game over Nebraska's last three games.

- He has reached double figures in scoring four times, including a 10-point, seven rebound effort against Michigan State on Feb. 20.

Ouedraogo picked up his first career double-double against Texas A&M-Corpus Christi on Dec. 29 with 11 points and 14 rebounds. His double-double was the first by a Husker freshman since Shavon Shields in 2013 and Ouedraogo became just the 10th NU freshman to ever record a double-double.

- His other double-figure effort was an 11-point performance against Southern on Nov. 22, including six in overtime.
- He also has four double-figure rebounding efforts, including 10 against Wisconsin on Feb. 15.
- His 10 rebounds against Indiana on Dec. 13 marked the second-highest rebounding total for a Husker freshman in his first conference game, trailing only Dave Hoppen in 1983. It is one of four double-figure rebounding efforts in 2019-20, as he also had 12 against South Dakota State on Nov. 15.

- Ouedraogo played for the French U-18 squad at the 2019 European Championships in July, as France went 6-1 and finished fifth in the competition.

CROSS LIFTS BENCH PRODUCTION

Freshman Kevin Cross has been a key contributor for the Huskers. The 6-foot-8 freshman from Little Rock, Ark., has been Nebraska's sixth man for most of 2019-20, averaging 7.1 points and 4.0 rebounds per game.

- Cross is fourth on the team in both 3-pointers (25) and assists (32) while playing just 18.5 minutes per game. Because of the Huskers' lack of interior size, Cross has played center as a true freshman after being a forward during his high school career.

- He ranks seventh among Big Ten true freshman in scoring and fifth in rebounding as of Feb. 23.
- Cross has reached double figures seven times, which is the most by a Husker since Glynn Watson (15) in 2015-16.

- He matched his conference high in points (17) and 3-pointers (three) while dishing out a pair of assists against Michigan on Jan. 28.

- Cross enjoyed one of his best efforts of the season at Wisconsin on Jan. 21, finishing with 17 points on 6-of-11 shooting in 20 minutes. He also had a season-best three steals against the Badgers.

- He played a complete game in the win over Washington State on Nov. 25, scoring 14 points, grabbing a season-high eight rebounds and blocking two shots in 27 minutes.

- Against Southern Utah on Nov. 9, Cross had a season-high 19 points, which is the most by a Husker freshman since the 2016-17 season. It was also the most by a Husker freshman since Shavon Shields also had 19 against Michigan State in 2013.

FROM COLLEGE TO THE NBA AND BACK AGAIN

Nebraska's Fred Hoiberg is in an exclusive club, as he is one of just 10 current Division I coaches to coach in Division I and in the NBA. He spent three-plus seasons with the Chicago Bulls, guiding the Bulls to the NBA Playoffs in 2016. Hoiberg's 270 regular-season NBA games are the most of the 10 former NBA coaches in the collegiate ranks. Hoiberg also brings five years of NBA front office experience, as he worked with the Minnesota Timberwolves from 2005 to 2010.

Coach, School	NBA Head Coach, Years
Fred Hoiberg, Nebraska	Chicago, 2015-18
Larry Krystkowiak, Utah	Milwaukee, 2007-08
Terry Porter, Portland	Milwaukee, 2003-05; Phoenix 2008-09
Lon Kruger, Oklahoma	Atlanta, 2000-03
Eric Musselman, Arkansas	Golden State, 2002-04; Sacramento, 2006-07
Mike Dunlap, Loyola Marymount	Charlotte, 2012-13
Darrell Walker, Ark. Little Rock	Toronto, 1996-98; Washington, 1999-2000
John Calipari, Kentucky	New Jersey, 1996-99
Leonard Hamilton, Florida State	Washington, 2000-01
Lindsey Hunter, Miss. Valley State	Phoenix, 2013

NU FRESHMAN REBOUNDING TOP-10

No.	Name	Rebounds
1.	Aleks Maric (2005)	169
2.	John Turek (2002)	162
3.	Venson Hamilton (1996)	161
	Dave Hoppen (1983)	161
5.	Yvan Ouedraogo (2020)	156

HUSKER FAMILY TIES RUN DEEP FOR HOIBERG

While Fred Hoiberg grew up in Ames and played his high school (Ames High School) and college basketball (Iowa State) there, he was born in Lincoln and has numerous ties to the city and to the University of Nebraska.

- Fred's father (Eric) and mother (Karen) both earned their undergraduate degrees from Nebraska in 1966. In fact, Eric earned his undergraduate degree, Master's degree, and Ph.D. in sociology from the university.
- His maternal grandfather was former Husker basketball coach Jerry Bush. Known as the "Big Bear of the Coliseum," Bush guided NU from 1955 to 1963, and directed two of the greatest upsets ever – a 43-41 victory over top-ranked Kansas and Wilt Chamberlain, and a 55-48 victory over No. 4 Kansas State and Olympian Bob Boozer during the 1957-58 campaign.
- His paternal grandfather (Otto) received his Master's Degree and Ph.D from Nebraska. He joined the faculty of the University of Nebraska in 1948, where he taught sociology and served as director of the community development program in the University of Nebraska Extension Division.

YOU CAN GO HOME AGAIN: PART 2

Assistant Coach Doc Sadler brings a unique perspective to the Husker basketball staff, as he returns to Lincoln after serving as the head coach at Southern Miss for the last five seasons. Sadler helped Southern Miss improve its win total in each of the last four seasons, including a 20-13 mark and Conference USA semifinal appearance in 2018-19. Sadler returns to a program that he served as head coach for six seasons, guiding the Huskers to 101 wins and three postseason appearances in his six-year tenure.

It is rare for a coach to return to a program as an assistant coach, as the only other known example is Marty Wilson, who was the interim head coach at Pepperdine in 1996 before returning to the school as an assistant coach in 2008.

PINNACLE BANK ARENA SOLD OUT FOR 2019-20 SEASON

Since moving into Pinnacle Bank Arena in 2013-14, the Huskers have ranked in the top 15 in attendance nationally in each of the past six seasons. The streak will continue into 2019-20, as all available season tickets were sold out in August.

- Last season, Nebraska averaged 15,341 fans per home game to rank 10th nationally in attendance, matching the highest rank in school history.
- Nebraska is one of nine schools in the country to average 15,000+ fans per contest in each of the last six seasons, joining Kentucky, Syracuse, Louisville, North Carolina, Wisconsin, Indiana, Kansas and Creighton.
- The Big Ten Conference has led NCAA Basketball in attendance for 43 straight years, dating back to the 1976-77 season. Last season, Big Ten schools drew more than a combined three million fans for the fifth straight year.

Filling Up Pinnacle Bank Arena

Season	Average	NCAA Rank
2013-14 (1st year of PBA)	15,419	13th
2014-15	15,569	10th
2015-16	15,430	11th
2016-17	15,427	11th
2017-18	15,494	11th
2018-19	15,341	10th
2019-20	15,587	11th

RETOOLING A ROSTER IN SIX WEEKS

Fred Hoiberg and his staff rebuilt the Nebraska roster following his introduction in early April. The Huskers signed a recruiting class that was in the top 50 nationally in just six weeks. The 14-member class included 11 scholarship players and three walk-ons and is a mixture of grad transfers, transfers, JUCOs and freshmen.

2019 Recruiting Class Highlights

- Ranked No. 41 nationally by 247Sports, the program's second-highest class ranking since joining the Big Ten.
- Featured two of the top-10 recruits nationally by JUCORecruiting.com, the highest two JC signees NU has signed this decade.
- Included five Division I transfers who have combined for more than 2,300 points, 1,000 rebounds and 350 assists at their previous schools.
- Had two Division I transfers (Dalano Banton and Haanif Cheatham) who were top-100 recruits in high school and two freshmen who were both top-150 recruits in 2019 by 247Sports (Samari Curtis and Ivan Ouedraogo).
- Contained two high school state players of the year (Akol Arop and Samari Curtis) and two others who were first-team all-state in 2019 (Cross and Charlie Easley). Curtis transferred at the end of the fall semester.
- Included players from seven states (Arkansas, Colorado, Florida, Missouri, Nebraska, Ohio and Texas) and three countries (Canada, France and Slovenia).

HUSKERS POST PERFECT ITALIAN TRIP

The Huskers got a head start on the 2019-20 season by traveling to Italy for 10 days last August. NU visited Rome, Florence and Como during the trip while also going 4-0 against teams from Italy and Lithuania.

2019 Italian Summer Tour Results

Date	Opponent	Result
Aug. 5	Stella Azzurra Academy	W, 87-56
Aug. 7	Silute BC (Lithuania)	W, 83-58
Aug. 8	Silute BC (Lithuania)	W, 73-70
Aug. 12	Italian Select	W, 84-62

STEVENSON DENIED NCAA WAIVER

Nebraska Athletics announced Nov. 26 that men's basketball player Shamiel Stevenson was denied a waiver and will not be eligible to compete until the start of the 2020-21 season.

Stevenson, a junior guard/forward from Toronto, Canada, will have two full years of eligibility remaining. He joins fellow transfers Dalano Banton and Derrick Walker as being eligible for the start of the 2020-21 season.

Stevenson transferred to Nebraska in May of 2019 from Nevada after Head Coach Eric Musselman took the Arkansas head coaching position. Stevenson began his career at Pittsburgh, where he played as a freshman, as well as four games as a sophomore before transferring at the end of the 2018 fall semester. Stevenson averaged 8.0 points and 4.1 rebounds per game in 36 games at Pittsburgh, and did not play at Nevada.

TRANSFERS BRING MUCH-NEEDED EXPERIENCE

While Nebraska has only one player who has previously played at Nebraska (Thorir Thorbjarnarson), a good portion of the roster has Division I experience. The Huskers feature six transfers who have combined for more than 3,000 points at the Division I level. Dachon Burke Jr. is the only returnee in the group after he began his collegiate career at Robert Morris before sitting out the 2018-19 season at Nebraska.

Experienced Additions (Entering 2019-20)

Player	Last School	Pts	Reb	Asst.
Dalano Banton ^	Western Kentucky	105	92	65
Dachon Burke Jr.	Robert Morris	813	312	104
Haanif Cheatham	FGCU	842	296	170
Matej Kavas	Seattle	980	358	72
Shamiel Stevenson ^	Nevada	288	148	36
Derrick Walker^	Tennessee	92	107	16
Totals		3,120	1,313	463

^ - Will not be eligible until 2020-21

FAMILIAR FACES FOR HOIBERG ON HUSKER STAFF

One strength of the Husker coaching staff is a familiarity with each other, as three staff members had worked with Hoiberg as assistant coaches during his previous stint at Iowa State from 2010 to 2015. Matt Abdelmassih also worked under Hoiberg in the front office with the Minnesota Timberwolves, while Bobby Lutz was an assistant coach with the Windy City Bulls in the G League while Hoiberg coached the Chicago Bulls.

Previous Experience with Fred Hoiberg

Staff Member	Coaching Experience with Hoiberg
Matt Abdelmassih, Assistant Coach	Iowa State (2010-15)
Doc Sadler, Assistant Coach	Iowa State (2013-14)
Bobby Lutz, Special Asst.	Iowa State (2010-11)

NEBRASKA HEAD COACH FRED HOIBERG

AT NEBRASKA (2019-PRESENT)

• Hired as Nebraska's 28th men's basketball coach on March 30, 2019, a position his grandfather (Jerry Bush) held for nine seasons from 1954 to 1963.

CHICAGO BULLS (2015-18)

- Coached the Chicago Bulls for three-plus seasons, posting a 115-155 record.
- Became just the fifth coach in franchise history to post a winning record in his debut season.
- Took the Bulls to the 2017 NBA Playoffs where they won the first two games against the top-seeded Boston Celtics, as the Bulls were the first No. 8 seed to take a 2-0 lead against a No. 1 seed since 1993.
- Was the fifth coach in NBA history to have each of his first two career playoff victories come on the road.

IOWA STATE (2010-15)

- Served as head coach at his alma mater for five seasons, posting a 115-56 record, which is the top winning percentage in school history (.673).
- Led the Cyclones to four straight NCAA Tournament appearances - a program record - while his 115 wins were the most in a five-year stretch in school history.
- Guided Iowa State to back-to-back Big 12 Tournament titles in 2014 and 2015.
- Produced four All-Americans, 12 All-Big 12 honorees and 10 players who played in the NBA.
- Named Big 12 Coach of the Year in 2012, as the Cyclones went from three conference wins to 12 in one season.
- Won 28 games and reached the NCAA Sweet 16 in 2014.
- Led the Big 12 in scoring offense in two of his last four seasons and topped the conference in 3-pointers four times in five years.

MINNESOTA TIMBERWOLVES (2005-10)

- Served as Vice President of Basketball Operations in 2009-10, overseeing the day-to-day operations of basketball programs including college and pro scouting, salary cap management and NBA Draft preparations.
- Was the Assistant General Manager for three seasons, helping the Timberwolves orchestrate a draft-day trade for five-time all-star Kevin Love in 2008.

AS AN NBA PLAYER (1995-2005)

- Spent 10 years in the NBA with the Indiana Pacers (four seasons), Chicago Bulls (four seasons) and Minnesota Timberwolves (two seasons) after being selected in the second round of the 1995 NBA Draft.
- Was a member of three NBA Playoff Teams, including a Timberwolves team that reached the 2004 Western Conference Finals.
- Shot 40 percent from 3-point range during his career and led the NBA in 3-point shooting in his final season (48.3, 2004-05).
- Ended his NBA career abruptly at the age of 33 after undergoing open-heart surgery to repair an aneurysm in his aortic root.

IOWA STATE PLAYING CAREER (1991-95)

- Started all four seasons at Iowa State, averaging 15.8 points, 6.9 rebounds, 2.8 assists and 1.6 steals per game in his collegiate career.
- His No. 32 was retired by Iowa State in 1997 and Hoiberg is a member of the ISU Hall of Fame.
- Garnered third-team All-America honors as a senior in 1994-95, averaging 19.9 points per game to help the Cyclones win a then-school-record 23 games and was named Big Eight Co-Male Athlete of the Year in 1995.
- Two-time Academic All-American who was inducted into the CoSIDA Academic Hall of Fame in 2016.



FRED HOIBERG'S COLLEGIATE COACHING RECORD

Year	School	Overall Record	Pct.	Conf. Record	Pct	Conf. Finish	Postseason
2010-11	Iowa State	16-16	.500	3-13	.188	12th	None
2011-12	Iowa State	23-11	.676	12-6	.677	T-3rd	NCAA Third Round
2012-13	Iowa State	23-12	.657	11-7	.611	T-4th	NCAA Third Round
2013-14	Iowa State	28-8	.778	11-7	.611	T-3rd	NCAA Sweet 16
2014-15	Iowa State	25-9	.735	12-6	.677	T-2nd	NCAA Second Round
2019-20	Nebraska	7-19	.269	2-13	.133		
Totals		122-75	.619	51-52	.495	-	

2019-20 TELEVISION/RADIO ROSTER




0 | AKOL AROP
Fr. | F | 6-6 | 190



1 | KEVIN CROSS
Fr. | F | 6-8 | 240



3 | CAM MACK
So. | G | 6-2 | 175



4 | SHAMIEL STEVENSON
Jr. | G/F | 6-6 | 245



11 | DACHON BURKE JR.
Jr. | G | 6-4 | 180



13 | DERRICK WALKER
Jr. | F | 6-8 | 235



21 | JACE PIATKOWSKI
Jr. | G | 6-3 | 175



22 | HAANIF CHEATHAM
Sr. | G | 6-5 | 195



23 | JERVAY GREEN
Jr. | G | 6-3 | 210



24 | YVAN OUEDRAOGO
Fr. | F | 6-9 | 260



25 | MATEJ KAVAS
Sr. | G | 6-8 | 200



30 | CHARLIE EASLEY
Fr. | G | 6-2 | 190



34 | THORIR THORBJARNARSON
Jr. | G | 6-6 | 206



44 | BRET PORTER
Fr. | F | 6-6 | 215



45 | DALANO BANTON
So. | G | 6-8 | 195



FRED HOIBERG
Head Coach



MATT ABDELMASSIH
Assistant Coach



ARMON GATES
Assistant Coach



DOC SADLER
Assistant Coach



BOBBY LUTZ
Special Assistant to the Head Coach



LUCA VIRGILIO
Director of Basketball Operations



TIM WILSON
Strength Coach



MATT HOLT
Video Coordinator



BUZZY CARUTHERS
Director of Player Development



R.J. PIETIG
Athletic Trainer



PAT NORRIS
Equipment Manager



SHERYL BURBACH
Assistant Director of Basketball Operations



JOHN HARRIS JR.
Graduate Manager



VINCE FRITZ
Graduate Manager

Nebraska Team

Ranked in the top 5 (AP Poll) Never Happened
 Ranked in the top 10 (AP Poll) March 1, 1966
 Ranked in the top 20 (AP Poll) Jan. 2, 1995
 Ranked in the top 25 (AP Poll) Dec. 31, 2018 (No. 24)
 Ranked in the top 25 (USA Today Coaches Poll) Dec. 31, 2018 (No. 23)

Played AP Poll No. 1 ranked team lost at No. 1 Indiana (47-76), 2/13/2013
 Defeated AP Poll No. 1 ranked team at No. 1 Missouri (67-51), 2/6/1982
 Played AP Poll No. 2 ranked team lost at No. 2 Michigan (47-62), 1/9/13
 Defeated AP Poll No. 2 ranked team vs. No. 2 Oklahoma State (85-69), 2/5/1992
 Played Team Ranked 1-5 by AP lost at No. 3 Michigan State (57-86), 12/3/2017
 Defeated Team Ranked 1-5 by AP vs. No. 3 Texas (70-67), 2/19/2011
 Played Team Ranked 6-10 by AP lost to No. 9 Maryland (70-72), 2/11/2020
 Defeated Team Ranked 6-10 by AP vs. No. 9 Wisconsin (77-68), 3/9/2014
 Defeated Team Ranked 11-25 by AP vs. No. 21 Maryland (68-61), 3/14/2019
 Defeated Team Ranked 1-10 by AP on Road at No. 9 Michigan State (60-51), 2/16/2014
 Defeated Ranked Team by AP on Road vs. No. 25 Indiana (66-51), 1/14/2019

Scored 100 or more points 106; vs. Mississippi Valley State, 11/6/2018
 Scored 90 or more points 90; at Indiana, 12/13/2019
 Scored 80 or more points 90; at Indiana, 12/13/2019
 Scored less than 50 points 47; vs. UC Riverside, 11/5/2019
 Scored less than 40 points 38; at Oregon, 12/15/2012
 Shot 75% from the field750, vs. Nebraska-Omaha (42-56), 1/25/1988 \$
 Shot 70% from the field723; vs. UNC Wilmington (34-47), 12/5/1997
 Shot 60% from the field628; vs. Northwestern (27-43), 2/3/2015

Made 50 or more free throws Never Happened
 Made 40 or more free throws 43, vs. Texas (43-59), 1/3/1996 - \$
 Made 30 or more free throws 37; vs. UTSA (37-50), 12/20/2017
 Made 25 or more free throws 25; vs. Illinois (25-30), 12/2/2018
 Attempted 60 or more free throws 60, vs. Kansas State (36-60), 1/11/1954 - \$
 Attempted 50 or more free throws 50, vs. UTSA (37-50), 12/20/2017
 Attempted 40 or more free throws 50, vs. UTSA (37-50), 12/20/2017
 Attempted 30 or more free throws 37; Southern (19-37), 11/22/2019
 Shot 100% from the foul line (min 10 att.) 1.000; at Penn State (16-16), 1/19/2013
 Shot 95% from the foul line (min 10 att.) 1.000; at Penn State, (16-16), 1/19/2013
 Shot 90% from the foul line (min 10 att.)913; vs. Oklahoma State (21-23), 12/16/2018

Made 20 or more 3-pointers Never Happened
 Made 15 or more 3-pointers 15; vs. Mississippi Valley State (15-37), 11/6/2018
 Made 10 or more 3-pointers 11; at Rutgers (11-27), 1/24/2020
 Made 0 3-pointers 0; vs. Jacksonville State (0-5), 12/18/2012
 Held Opponent to 0 3-pointers 0; Southeastern Louisiana, 11/22/2015
 Attempted 40 or more 3-pointers Never Happened
 Attempted 30 or more 3-pointers 32; Michigan State (8-32), 2/20/2020
 Attempted 20 or more 3-pointers 32; Michigan State (8-32), 2/20/2020
 Shot 75% from 3-point range (min. 10 att.)750, vs. UT-Pan American (9-12), 12/2/2009 - \$
 Shot 60% from 3-point range (min. 10 att.)647; vs. USC (11-17), 12/3/2012
 Shot 50% from 3-point range (min. 10 att.)500; vs. Washington State (9-18), 11/25/2019
 Shot 50% from 3-point range (min. 20 att.)571; vs. Southern (12-21), 11/22/2019

Had 60 or more rebounds 60; vs. Oral Roberts, 12/22/1999
 Had 50 or more rebounds 50; at Illinois, 2/2/2019

Had 30 or more assists 35, vs. Northeastern Illinois, 12/21/1994
 Had 25 or more assists 28; vs. North Carolina A&T, 12/19/2005
 Had 20 or more assists 22; vs. Purdue, 12/22/2019
 Had 15 or more assists 15; vs. Wisconsin, 2/15/2020

Had 20 or more steals 23, vs. Texas Tech, 3/4/1999 - \$
 Had 15 or more steals 15, Texas A&M-CC, 12/29/2019
 Had 10 or more steals 11, Michigan State, 2/20/2020

Had 15 or more blocked shots 15, vs. Coppin State, Dec. 6, 1996 - \$
 Had 10 or more blocked shots 14; at Northwestern, 1/2/2018

Had 30 or more turnovers 31, at Creighton, 12/11/2005
 Had 20 or more turnovers 22; vs. Wisconsin, 2/9/2017
 Had less than 5 turnovers 5; vs. Purdue, 2/23/2019

Nebraska Player..

Had 20 or more points: 21; Dachon Burke Jr. vs. Michigan State, 2/20/2020
Had 25 or more points: 25; Dachon Burke Jr. at Indiana, 12/13/2019
Had 30 or more points: 34; James Palmer Jr. vs. Rutgers, 3/13/2019
Had 40 or more points: 41; Aleks Maric vs. Kansas State, 2/13/2007

Had No Player in Double Figures: vs. Ohio State, 1/21/2012
Had Five Players with 10 or more points vs. Iowa, 1/7/2020
 Thorir Thorbjarnarson (17); Cam Mack (15); Haanif Cheatham (14); Dachon Burke Jr. (13); Kevin Cross (11)
Had Six Players with 10 or more points vs. Southeastern Louisiana, 11/11/2018
 James Palmer Jr (17); Glynn Watson Jr. (16); Isaac Copeland (11);
 Isaiah Roby (10); Thomas Allen (10); Brady Heiman (10)
Two Huskers with 20 or more points, same game: at Indiana, 12/13/2019
 Haanif Cheatham (21) and Dachon Burke (25)
Three Huskers with 20 or more points, same game: Iowa, 3/10/2019
 James Palmer Jr. (30), Glynn Watson Jr. (23), Isaiah Roby (23)
Two Huskers with 30 or more points, same game: vs. Oregon, 11/25/1995
 Tyronn Lue (30) & Jaron Boone (30) - only time in school history

Had 10 or more rebounds: 10; Yvan Ouedraogo vs. Wisconsin, 2/15/2020
Had 15 or more rebounds: 16; Isaiah Roby vs. Northwestern, 2/16/2019
Had 20 or more rebounds: 21, Kimani Ffriend vs. Oral Roberts, 12/22/1999
Had 25 or more rebounds: 26, Bill Johnson vs. Iowa State, 1/4/1954 - \$
Two Huskers with 10 or more rebounds, same game: vs. Stetson, 12/29/2017
 (Tanner Borchardt, 10; Jordy Tshimanga, 10)
Three Huskers with 10 or more rebounds, same game: vs. Texas Tech, 1/19/2000
 (Steffon Bradford 16; Kimani Ffriend 12; Louis Truscott 11)

Had 5 or more 3-pointers: 5; Cam Mack vs. Michigan (5-7), 1/28/2020
Had 6 or more 3-pointers: 7; Glynn Watson Jr. vs. Iowa (7-12), 3/10/2019
Had 7 or more 3-pointers: 7; Glynn Watson Jr. vs. Iowa (7-12), 3/10/2019
Had 8 or more 3-pointers: 8; Cary Cochran, vs. Baylor (8-13), 2/27/2002 - \$

Had 5 or more assists: 6; Cam Mack vs. Michigan State, 2/20/2020
Had 10 or more assists: 12; Cam Mack vs. Iowa, 1/7/2020
Had 15 or more assists: 15; Charles Richardson vs. Rutgers, 12/2/2006
Had 18 or more assists: 18; Brian Carr, at Evansville, 1/3/1985 - \$

Had 5 or more blocked shots: 5; Isaiah Roby vs. Northwestern, 2/16/2019
Had 6 or more blocked shots: 6; Isaiah Roby vs. Eastern Illinois, 11/11/2017
Had 7 or more blocked shots: 7; John Turek vs. Colorado, 3/2/2005
Had 9 or more blocked shots: 9; Mikki Moore vs. Coppin State, 12/6/1996 - \$
Had 10 or more blocked shots: Never Happened

Had 5 or more steals: 5; Haanif Cheatham vs. Michigan State, 2/20/2020
Had 6 or more steals: 6; Glynn Watson Jr. vs. Long Beach State, 11/26/2017
Had 7 or more steals: 7; Brandon Richardson at Ohio State, 1/3/2012
Had 8 or more steals: 8, Cookie Belcher vs. Oklahoma St., 2/7/2001 - \$
Had 10 or more steals: Never Happened

Had Triple-Double (Points/Rebounds/Assists): Cam Mack vs. Purdue, 12/15/2019 (11/10/12)
Had Double-Double (Points/Assists): Cam Mack vs. Iowa, 1/7/2019 (15/10)
Had Double-Double (Points/Rebounds): Cam Mack at Northwestern, 1/11/2020 (11/10)
Had Double-Double (Points/Steals): Never Happened
Had Double-Double (Points/Blocks): Never Happened

\$ - School Record - # - Tied School record
 As of 2/21/2020

2019-20 GAME-BY-GAME COMPARISON

Team	FG-FGA	Pct.	3FG-3FGA	Pct.	FT-FTA	Pct.	O-D	Reb.	PF	A	TO	B	S	Pts.	W/L
UC Riverside	23-55	.418	12-25	.480	8-9	.889	13-36	49	18	12	18	2	8	66	
Nebraska	16-55	.291	6-26	.231	9-19	.474	9-20	29	11	12	11	6	6	47	L
Southern Utah	31-76	.408	4-23	.174	13-21	.619	15-43	58	23	10	18	7	7	79	
Nebraska	27-73	.370	5-26	.192	19-23	.655	10-34	44	17	15	13	5	9	78	L (2OT)
South Dakota State	29-70	.414	3-21	.143	12-18	.667	14-30	44	20	7	13	4	5	73	
Nebraska	35-71	.493	7-26	.269	13-23	.565	13-32	45	19	16	11	3	5	90	W
Southern	34-83	.419	9-29	.310	9-10	.900	25-29	54	25	20	14	4	5	86	
Nebraska	31-54	.574	12-21	.571	19-37	.514	4-24	28	12	19	9	5	5	93	W (OT)
vs. Washington State	27-73	.370	6-27	.222	11-16	.688	15-29	44	23	9	13	3	6	71	
Nebraska	30-57	.526	9-18	.500	13-25	.520	7-34	41	16	11	15	2	5	82	W
vs. George Mason	32-65	.492	11-25	.440	10-14	.714	15-34	49	12	14	19	6	7	85	
Nebraska	24-61	.321	10-30	.333	8-13	.615	7-19	26	13	12	15	4	9	66	L
vs. South Florida	27-70	.366	8-27	.296	5-6	.833	17-22	39	15	12	8	3	4	67	
Nebraska	27-49	.551	6-14	.429	14-19	.737	3-26	29	10	10	9	1	2	74	W
at Georgia Tech	32-73	.438	5-23	.217	4-8	.500	12-35	47	17	19	16	8	9	73	
Nebraska	21-65	.323	6-26	.231	8-18	.444	12-31	43	14	14	18	2	7	56	L
at Creighton	35-66	.530	13-30	.433	12-15	.800	7-35	42	22	18	15	4	6	95	
Nebraska	27-65	.415	9-27	.333	13-24	.542	8-26	34	13	9	12	3	4	76	L
at Indiana	32-68	.471	5-25	.200	27-38	.711	19-35	54	14	14	15	6	5	96	
Nebraska	33-75	.440	12-32	.375	12-18	.667	11-20	31	23	19	9	0	5	90	L (OT)
Purdue	24-79	.304	6-35	.171	2-5	.400	19-30	49	15	12	9	7	5	56	
at Nebraska	26-61	.426	11-30	.367	7-9	.778	7-38	45	9	22	11	2	6	70	W
North Dakota	29-61	.475	11-31	.355	6-8	.750	10-24	34	16	11	13	1	2	75	
at Nebraska	28-59	.475	9-21	.429	9-16	.563	12-23	35	14	14	11	1	8	74	L
Texas A&M-Corpus Christi	20-63	.317	7-22	.318	5-13	.385	14-33	47	20	9	21	7	7	52	
at Nebraska	23-66	.348	7-25	.280	20-28	.714	15-34	49	15	13	12	4	15	73	W
Rutgers	34-63	.540	5-15	.333	6-12	.500	16-32	48	16	16	13	4	3	79	
at Nebraska	20-63	.317	8-31	.258	14-21	.667	15-16	31	11	15	7	2	7	62	L
Iowa	32-77	.416	4-33	.121	2-5	.400	19-29	48	21	17	11	3	6	70	
at Nebraska	26-53	.491	10-26	.385	14-26	.538	6-28	34	14	16	11	1	7	76	W
at Northwestern	25-63	.397	10-29	.345	2-5	.400	8-38	46	11	11	11	6	2	62	
Nebraska	21-67	.313	9-30	.300	6-11	.545	9-33	42	14	14	6	2	7	57	L
at No. 21 Ohio State	30-55	.545	10-22	.455	10-15	.667	8-27	35	13	17	12	9	2	80	
Nebraska	28-66	.424	9-22	.409	3-5	.600	12-20	32	15	15	9	3	2	68	L
Indiana	31-61	.508	8-25	.308	12-20	.600	12-36	48	17	21	16	8	2	82	
at Nebraska	25-63	.397	9-30	.300	15-22	.662	8-22	30	18	16	11	1	8	74	L
at Wisconsin	29-63	.460	18-34	.529	6-8	.750	10-30	40	16	23	11	4	5	82	
Nebraska	26-60	.433	6-22	.273	10-15	.667	8-25	33	13	12	10	3	6	68	L
at No 24 Rutgers	28-62	.452	8-22	.364	11-17	.647	10-32	42	14	15	12	7	6	75	
Nebraska	26-62	.419	11-28	.393	9-13	.692	6-29	35	17	14	10	1	6	72	L
Michigan	28-56	.500	7-24	.292	16-24	.667	10-31	41	16	13	17	6	9	79	
at Nebraska	26-59	.441	9-21	.429	7-12	.583	4-23	27	22	16	14	1	5	68	L
No. 24 Penn State	30-67	.448	10-26	.385	6-14	.429	14-35	49	17	16	16	4	5	76	
at Nebraska	24-62	.387	8-21	.381	8-19	.421	10-28	38	16	12	13	1	8	64	L
at No. 17 Iowa	35-72	.486	11-28	.393	15-17	.882	13-29	42	17	20	8	2	11	96	
Nebraska	28-66	.424	5-25	.200	11-14	.786	11-25	36	17	15	12	2	7	72	L
at No. 9 Maryland	25-52	.481	7-23	.304	15-22	.682	7-28	35	14	20	17	2	4	72	
Nebraska	26-64	.406	7-33	.212	11-15	.733	9-25	34	22	18	11	0	7	70	L
Wisconsin	31-63	.492	15-31	.484	4-5	.800	6-33	39	14	19	11	4	3	81	
at Nebraska	25-55	.385	8-25	.320	6-12	.500	10-27	37	12	15	10	2	7	64	L
Michigan State	32-62	.516	13-27	.481	9-14	.643	16-35	51	15	20	22	2	5	86	
at Nebraska	26-66	.348	8-32	.250	11-16	.688	9-17	26	15	15	11	6	11	65	L

2019-20 SUPERLATIVES

2019-20 NEBRASKA TEAM GAME HIGHS

POINTS	93	SOUTHERN U. (11/22/19)
	90	at Indiana (12/13/19)
	90	SOUTH DAKOTA ST. (11/15/19)
FIELD GOALS MADE	35	SOUTH DAKOTA ST. (11/15/19)
	33	at Indiana (12/13/19)
FIELD GOAL ATTEMPTS	75	at Indiana (12/13/19)
FIELD GOAL PERCENTAGE	.574 (31-54)	SOUTHERN U. (11/22/19)
	.551 (27-49)	vs South Fla. (11/27/19)
3 PT FIELD GOALS MADE	12	at Indiana (12/13/19)
	12	SOUTHERN U. (11/22/19)
3 PT FG ATTEMPTS	33	at Maryland (02/11/20)
3 PT FG PERCENTAGE	.571 (12-21)	SOUTHERN U. (11/22/19)
	.500 (9-18)	vs Washington St. (11/25/19)
FREE THROWS MADE	20	A&M-CORPUS CHRISTI (12/29/19)
	19	SOUTHERN U. (11/22/19)
	19	SOUTHERN UTAH (11/09/19)
FREE THROW ATTEMPTS	37	SOUTHERN U. (11/22/19)
FREE THROW PERCENTAGE	.786 (11-14)	at Iowa (02/08/20)
	.778 (7-9)	PURDUE (12/15/19)
REBOUNDS	49	A&M-CORPUS CHRISTI (12/29/19)
	45	PURDUE (12/15/19)
	45	SOUTH DAKOTA ST. (11/15/19)
ASSISTS	22	PURDUE (12/15/19)
	19	at Indiana (12/13/19)
	19	SOUTHERN U. (11/22/19)
STEALS	15	A&M-CORPUS CHRISTI (12/29/19)
	11	MICHIGAN ST. (02/20/20)
BLOCKED SHOTS	6	MICHIGAN ST. (02/20/20)
	6	UC RIVERSIDE (11/05/19)
TURNOVERS	18	at Georgia Tech (12/04/19)
FOULS	23	at Indiana (12/13/19)

2019-20 OPPONENT TEAM GAME HIGHS

POINTS	96	at Iowa (02/08/20)
	96	at Indiana (12/13/19)
FIELD GOALS MADE	35	at Iowa (02/08/20)
	35	at Creighton (12-07-19)
FIELD GOAL ATTEMPTS	83	SOUTHERN U. (11/22/19)
FIELD GOAL PERCENTAGE	.545 (30-55)	at Ohio St. (01/14/20)
	.540 (34-63)	RUTGERS (01/03/20)
3 PT FIELD GOALS MADE	18	at Wisconsin (01/21/20)
	15	WISCONSIN (02/15/20)
3 PT FG ATTEMPTS	35	PURDUE (12/15/19)
3 PT FG PERCENTAGE	.529 (18-34)	at Wisconsin (01/21/20)
	.484 (15-31)	WISCONSIN (02/15/20)
FREE THROWS MADE	27	at Indiana (12/13/19)
	16	MICHIGAN (01/28/20)
FREE THROW ATTEMPTS	38	at Indiana (12/13/19)
FREE THROW PERCENTAGE	.900 (9-10)	SOUTHERN U. (11/22/19)
	.889 (8-9)	UC RIVERSIDE (11/05/19)
REBOUNDS	58	SOUTHERN UTAH (11/09/19)
	54	at Indiana (12/13/19)
	54	SOUTHERN U. (11/22/19)
ASSISTS	23	at Wisconsin (01/21/20)
	21	INDIANA (01/18/20)
STEALS	11	at Iowa (02/08/20)
	9	MICHIGAN (01/28/20)
	9	at Georgia Tech (12/04/19)
BLOCKED SHOTS	9	at Ohio St. (01/14/20)
	8	INDIANA (01/18/20)
	8	at Georgia Tech (12/04/19)
TURNOVERS	22	MICHIGAN ST. (02/20/20)
FOULS	25	SOUTHERN U. (11/22/19)

2019-20 NEBRASKA TEAM GAME LOWS

POINTS	47	UC RIVERSIDE (11/05/19)
	56	at Georgia Tech (12/04/19)
FIELD GOALS MADE	16	UC RIVERSIDE (11/05/19)
	20	RUTGERS (01/03/20)
FIELD GOAL ATTEMPTS	49	vs South Fla. (11/27/19)
FIELD GOAL PERCENTAGE	.291 (16-55)	UC RIVERSIDE (11/05/19)
	.313 (21-67)	at Northwestern (01/11/20)
3 PT FIELD GOALS MADE	5	SOUTHERN UTAH (11/09/19)
	5	at Iowa (02/08/20)
3 PT FG ATTEMPTS	14	vs South Fla. (11/27/19)
3 PT FG PERCENTAGE	.192 (5-26)	SOUTHERN UTAH (11/09/19)
	.200 (5-25)	at Iowa (02/08/20)
FREE THROWS MADE	3	at Ohio St. (01/14/20)
	6	at Northwestern (01/11/20)
	6	WISCONSIN (02/15/20)
FREE THROW ATTEMPTS	5	at Ohio St. (01/14/20)
FREE THROW PERCENTAGE	.421 (8-19)	PENN ST. (02/01/20)
	.444 (8-18)	at Georgia Tech (12/04/19)
REBOUNDS	26	vs George Mason (11/26/19)
	26	MICHIGAN ST. (02/20/20)
ASSISTS	9	at Creighton (12-07-19)
	10	vs South Fla. (11/27/19)
STEALS	2	vs South Fla. (11/27/19)
	2	at Ohio St. (01/14/20)
BLOCKED SHOTS	0	at Indiana (12/13/19)
	0	at Maryland (02/11/20)
TURNOVERS	6	at Northwestern (01/11/20)
FOULS	9	PURDUE (12/15/19)

2019-20 OPPONENT TEAM GAME LOWS

POINTS	52	A&M-CORPUS CHRISTI (12/29/19)
	56	PURDUE (12/15/19)
FIELD GOALS MADE	20	A&M-CORPUS CHRISTI (12/29/19)
	23	UC RIVERSIDE (11/05/19)
FIELD GOAL ATTEMPTS	52	at Maryland (02/11/20)
FIELD GOAL PERCENTAGE	.304 (24-79)	PURDUE (12/15/19)
	.317 (20-63)	A&M-CORPUS CHRISTI (12/29/19)
3 PT FIELD GOALS MADE	3	SOUTH DAKOTA ST. (11/15/19)
3 PT FG ATTEMPTS	15	RUTGERS (01/03/20)
3 PT FG PERCENTAGE	.121 (4-33)	IOWA (01/07/20)
	.143 (3-21)	SOUTH DAKOTA ST. (11/15/19)
FREE THROWS MADE	2	PURDUE (12/15/19)
	2	IOWA (01/07/20)
	2	at Northwestern (01/11/20)
FREE THROW ATTEMPTS	5	PURDUE (12/15/19)
	5	IOWA (01/07/20)
	5	at Northwestern (01/11/20)
	5	WISCONSIN (02/15/20)
FREE THROW PERCENTAGE	.385 (5-13)	A&M-CORPUS CHRISTI (12/29/19)
REBOUNDS	34	NORTH DAKOTA (12/21/19)
ASSISTS	7	SOUTH DAKOTA ST. (11/15/19)
	9	vs Washington St. (11/25/19)
	9	A&M-CORPUS CHRISTI (12/29/19)
STEALS	2	NORTH DAKOTA (12/21/19)
	2	at Northwestern (01/11/20)
	2	at Ohio St. (01/14/20)
	2	INDIANA (01/18/20)
BLOCKED SHOTS	1	NORTH DAKOTA (12/21/19)
TURNOVERS	8	at Iowa (02/08/20)
FOULS	11	at Northwestern (01/11/20)

2019-20 SUPERLATIVES

NEBRASKA WIN/LOSS MARGIN

	1	2	3	4	5	6	7	8	9	10	11	12	13	14	15	16	17	18	19	20	+20
Husker Wins	0	0	0	0	0	1	2	0	0	0	1	0	0	1	0	0	1	0	0	0	1
Husker Losses	2	1	1	0	1	1	0	1	0	0	1	2	0	1	0	0	3	0	3	0	2

2019-20 NEBRASKA INDIVIDUAL GAME HIGHS

Points	26	Haanif Cheatham vs South Fla. (11/27/19)
	25	Dachon Burke at Indiana (12/13/19)
	24	Cam Mack vs South Dakota St. (11/15/19)
Field Goals Made	10	Dachon Burke at Wisconsin (01/21/20)
	9	Dachon Burke at Indiana (12/13/19)
Field Goal Att.	18	Jervay Green vs Southern Utah (11/09/19)
	16	Dachon Burke at Indiana (12/13/19)
FG Pct (min 5 made)	.857 (6-7)	Cam Mack at Rutgers (01/25/20)
	.800 (8-10)	Haanif Cheatham vs Washington St. (11/25/19)
3-Point FG Made	5	Cam Mack vs Michigan (01/28/20)
	5	Thor Thorbjarnarson at Rutgers (01/25/20)
	5	Thor Thorbjarnarson at Ohio St. (01/14/20)
3-Point FG Att.	10	Jervay Green at Georgia Tech (12/04/19)
	8	Dachon Burke vs Michigan St. (02/20/20)
	8	Thor Thorbjarnarson at Maryland (02/11/20)
	8	Thor Thorbjarnarson at Rutgers (01/25/20)
	8	Cam Mack vs Indiana (01/18/20)
	8	Thor Thorbjarnarson at Ohio St. (01/14/20)
	8	Cam Mack at Indiana (12/13/19)
	8	Dachon Burke at Indiana (12/13/19)
	8	Jervay Green vs Southern Utah (11/09/19)
3-Pt FG Pct (min 2 made)	1.000 (2-2)	Thor Thorbjarnarson vs Southern U. (11/22/19)
	.800 (4-5)	Cam Mack at Rutgers (01/25/20)
	.800 (4-5)	Matej Kavas vs North Dakota (12/21/19)
	.800 (4-5)	Thor Thorbjarnarson at Creighton (12-07-19)
Free Throws Made	9	Haanif Cheatham vs South Fla. (11/27/19)
	8	Haanif Cheatham vs A&M-Corpus Christi (12/29/19)
Free Throw Att.	11	Cam Mack vs Indiana (01/18/20)
	11	Haanif Cheatham vs South Fla. (11/27/19)
	11	Cam Mack vs Washington St. (11/25/19)
FT Pct (min 4 made)	1.000 (4-4)	Haanif Cheatham at Rutgers (01/25/20)
	1.000 (4-4)	Dachon Burke vs Southern Utah (11/09/19)
Rebounds	14	Yvan Ouedraogo vs A&M-Corpus Christi (12/29/19)
	12	Yvan Ouedraogo vs South Dakota St. (11/15/19)
Assists	12	Cam Mack vs Purdue (12/15/19)
	11	Cam Mack vs Southern Utah (11/09/19)
Steals	5	Haanif Cheatham vs Michigan St. (02/20/20)
	5	Dachon Burke vs George Mason (11/26/19)
Blocked Shots	3	Dachon Burke vs A&M-Corpus Christi (12/29/19)
	3	Jervay Green vs UC Riverside (11/05/19)
Turnovers	5	Cam Mack at Iowa (02/08/20)
	5	Cam Mack vs North Dakota (12/21/19)
	5	Cam Mack vs Washington St. (11/25/19)
	5	Yvan Ouedraogo vs South Dakota St. (11/15/19)
Fouls	5	Jervay Green vs Michigan St. (02/20/20)
	5	Jervay Green vs Michigan (01/28/20)
	5	Kevin Cross vs Indiana (01/18/20)
	5	Thor Thorbjarnarson at Northwestern (01/11/20)
	5	Cam Mack vs Washington St. (11/25/19)
	5	Jervay Green vs UC Riverside (11/05/19)
Minutes	46	Jervay Green vs Southern Utah (11/09/19)

2019-20 OPPONENT INDIVIDUAL GAME HIGHS

Points	31	Micah Bradford vs Southern U. (11/22/19)
	30	Brad Davison vs Wisconsin (02/15/20)
	30	Joe Wieskamp at Iowa (02/08/20)
	30	Marcus Zegarowski at Creighton (12-07-19)
Field Goals Made	13	Marcus Zegarowski at Creighton (12-07-19)
	11	Brad Davison vs Wisconsin (02/15/20)
	11	Micah Bradford vs Southern U. (11/22/19)
Field Goal Att.	23	Joe Wieskamp vs Iowa (01/07/20)
	21	CJ Elleby vs Washington St. (11/25/19)
FG Pct (min 5 made)	1.000 (8-8)	Caleb McConnell vs Rutgers (01/03/20)
	.875 (7-8)	Joey Brunk vs Indiana (01/18/20)
3-Point FG Made	8	Brad Davison vs Wisconsin (02/15/20)
	6	Micah Bradford vs Southern U. (11/22/19)
3-Point FG Att.	11	Brad Davison vs Wisconsin (02/15/20)
	11	Micah Bradford vs Southern U. (11/22/19)
3-Pt FG Pct (min 2 made)	1.000 (2-2)	Jamari Wheeler vs Penn St. (02/01/20)
	1.000 (2-2)	Micah Potter at Wisconsin (01/21/20)
	1.000 (2-2)	Caleb McConnell vs Rutgers (01/03/20)
Free Throws Made	9	Anthony Cowan at Maryland (02/11/20)
	8	Joe Wieskamp at Iowa (02/08/20)
Free Throw Att.	12	Anthony Cowan at Maryland (02/11/20)
	11	Trayce Jackson-Davis at Indiana (12/13/19)
FT Pct (min 4 made)	1.000 (8-8)	Joe Wieskamp at Iowa (02/08/20)
	1.000 (7-7)	CJ Elleby vs Washington St. (11/25/19)
	1.000 (6-6)	Cassius Winston vs Michigan St. (02/20/20)
	1.000 (6-6)	Ty-Shon Alexander at Creighton (12-07-19)
	1.000 (4-4)	Aljami Durham at Indiana (12/13/19)
	1.000 (4-4)	Jordan Miller vs George Mason (11/26/19)
Rebounds	18	Luka Garza vs Iowa (01/07/20)
	18	George Willborn III vs UC Riverside (11/05/19)
Assists	10	Anthony Cowan at Maryland (02/11/20)
	7	D'Mitrik Trice at Wisconsin (01/21/20)
	7	Michael Devoe at Georgia Tech (12/04/19)
Steals	4	Javon Greene vs George Mason (11/26/19)
	4	Jakolby Long vs Southern Utah (11/09/19)
Blocked Shots	5	Myles Johnson at Rutgers (01/25/20)
	5	AJ Wilson vs George Mason (11/26/19)
Turnovers	6	Franz Wagner vs Michigan (01/28/20)
	6	Pat Spencer at Northwestern (01/11/20)
	6	Michael Devoe at Georgia Tech (12/04/19)
	6	George Willborn III vs UC Riverside (11/05/19)
Fouls	5	Aljami Durham at Indiana (12/13/19)
	5	Christian Bishop at Creighton (12-07-19)
	5	Jayden Saddler vs Southern U. (11/22/19)
	5	Micah Bradford vs Southern U. (11/22/19)

2019-20 RECORD BY STARTING LINEUP

No.	Starting Lineup	Record
1.	Burke, Cheatham, Green, Mack, Ouedraogo	3-4
2.	Burke, Cheatham, Green, Kavas, Ouedraogo	1-0
3.	Burke, Cheatham, Green, Ouedraogo, Thorbjarnarson	0-1
4.	Burke, Cheatham, Mack, Ouedraogo, Thorbjarnarson	3-10
5.	Burke, Cheatham, Easley, Ouedraogo, Thorbjarnarson	0-1
6.	Cheatham, Cross, Green, Mack, Thorbjarnarson	0-2
7.	Cheatham, Green, Mack, Ouedraogo, Thorbjarnarson	0-1

RECAPS

(-----Nebraska Individual Leaders-----)

Date	Opponent	Result	Record (B1G)	Attend.	Points	Rebounds	Assists	Steals
11/5	UC Riverside	L, 47-66	0-1 (0-0)	15,745	(11) Mack	(9) Mack	(3) Mack, Cheatham	(2) Green, Ouedraogo
11/9	Southern Utah	L, 78-79 (2OT)	0-2 (0-0)	15,828	(19) Cross	(8) Green	(11) Mack	(3) Green
11/15	South Dakota State	W, 90-73	1-2 (0-0)	15,946	(24) Mack	(12) Ouedraogo	(5) Green	(3) Mack
11/22	Southern	W, 93-86 (OT)	2-2 (0-0)	15,931	(22) Green	(7) Cheatham	(8) Mack	(2) Green
11/25	vs. Washington State	W, 82-71	3-2 (0-0)	660	(19) Cheatham	(8) Mack, Green, Cross	(6) Mack	(3) Mack
11/26	vs. George Mason	L, 66-85	3-3 (0-0)	1,066	(14) Burke	(5) Ouedraogo, Cross	(5) Green	(5) Burke
11/27	vs. South Florida	W, 74-67	4-3 (0-0)	512	(26) Cheatham	(5) Ouedraogo	(7) Mack	(2) Mack
12/4	at Georgia Tech	L, 56-73	4-4 (0-0)	5,133	(14) Cheatham	(11) Cheatham	(6) Mack	(2) Cheatham, Thorbjarnarson
12/7	at Creighton	L, 76-95	4-5 (0-0)	18,068	(14) Cheatham	(7) Burke	(3) Mack	(2) Burke
12/13	at Indiana*	L, 90-96 (OT)	4-6 (0-1)	17,222	(25) Burke	(10) Ouedraogo	(10) Mack	(2) Burke, Mack
12/15	Purdue*	W, 70-54	5-6 (1-1)	15,654	(18) Burke	(10) Mack	(12) Mack	(2) Burke, Cheatham
12/21	North Dakota	L, 74-75	5-7 (1-1)	15,010	(19) Mack	(9) Ouedraogo	(7) Mack	(3) Burke
12/29	Texas A&M-Corpus Christi	W, 73-52	6-7 (1-1)	14,968	(17) Cheatham	(14) Ouedraogo	(5) Mack	(4) Thorbjarnarson
1/3	Rutgers*	L, 62-79	6-8 (1-2)	15,024	(16) Cheatham	(5) Mack, Burke	(6) Mack	(2) Green
1/7	Iowa *	W, 76-70	7-8 (2-2)	14,722	(17) Thorbjarnarson	(9) Thorbjarnarson	(10) Mack	(2) Thorbjarnarson, Easley
1/11	at Northwestern *	L, 57-62	7-9 (2-3)	5,664	(11) Mack	(10) Mack	(7) Mack	(3) Cheatham
1/14	at No. 21 Ohio State *	L, 68-80	7-10 (2-4)	12,954	(15) Thorbjarnarson	(6) Thorbjarnarson	(6) Mack	(1) Mack, Burke
1/18	Indiana *	L, 74-82	7-11 (2-5)	15,925	(20) Mack	(9) Thorbjarnarson	(9) Mack	(3) Thorbjarnarson, Easley
1/21	at Wisconsin	L, 68-82	7-12 (2-6)	16,856	(20) Burke	(8) Burke, Ouedraogo	(6) Mack	(3) Cross
1/25	at No. 24 Rutgers	L, 72-75	7-13 (2-7)	8,000	(19) Mack	(8) Thorbjarnarson	(5) Burke	(2) Green
1/28	Michigan	L, 68-79	7-14 (2-8)	15,868	(19) Mack	(8) Thorbjarnarson	(9) Mack	(3) Easley
2/1	No. 24 Penn State	L, 64-76	7-15 (2-9)	15,901	(15) Cheatham	(8) Cheatham	(3) Mack	(2) Burke, Easley, Cheatham
2/8	at No. 17 Iowa	L, 72-94	7-16 (2-10)	15,056	(18) Green	(7) Green	(5) Cross	(3) Mack
2/11	at No. 9 Maryland	L, 70-72	7-17 (2-11)	14,396	(20) Cheatham	(7) Thorbjarnarson	(8) Mack	(2) Mack
2/15	Wisconsin	L, 74-81	7-18 (2-12)	15,584	(17) Cheatham	(10) Ouedraogo	(8) Mack	(2) Thorbjarnarson, Easley
2/21	Michigan State	L, 65-86	7-19 (2-13)	15,836	(21) Burke	(7) Ouedraogo	(6) Mack	(5) Cheatham

THE LAST TIME...

Nebraska...	A Nebraska Opponent...
Scored 100 or more points.....106; vs. Mississippi Valley State, 11/6/18	101; TCU, 3/15/99
Scored 90 or more points.....90; at Indiana, 12/13/19	96; at Iowa, 2/8/20
Scored 41 to 50 points.....47; UC Riverside, 11/5/19	50; Northwestern, 2/16/19
Scored 40 or fewer points38; at Oregon, 12/15/12	38; Southwest Minnesota State, 12/28/18
Shot 70% from the field......723; vs. UNC Wilmington 12/5/97 (34-47)	.723; Kansas, 2/2/85 (34-47)
Shot 60% from the field......628; vs. Northwestern, 2/3/15 (27-43)	.630; Michigan, 3/5/17 (34-54)
Shot 90% from the free throw line (Min 10 attempts)......909; vs. Southwest Minnesota State, 12/28/18 (10-11)	.917; vs. Wisconsin (BTT), 3/15/19 (11-12)
Made 10, 3-Point Field Goals11; at Rutgers, 1/24/20 (11-28)	13; Michigan State, 2/20/20 (13-27)
Had 60 rebounds.....60; vs. Oral Roberts, 12/22/99	62; Colorado, 2/15/75
Had 50 rebounds.....50; at Illinois, 2/2/19	51; Michigan State, 2/20/20
Had 30 assists35, vs. Northeastern Illinois, 12/21/94	30; Iowa State, 2/3/93
Had 15 steals15, vs. Texas A&M-Corpus Christi 12/29/19	15; Florida State, 12/31/05
Had 10 blocked shots14; at Northwestern, 1/2/18	11; at Michigan State, 12/3/17
Had 10 or fewer turnovers10, Wisconsin, 2/15/20	8; at Iowa, 2/8/20
Had 20 or more turnovers.....22; vs. Wisconsin, 2/9/17	22; Michigan State, 2/20/20
Had three players with 20 pointsvs. Iowa, 3/10/19	Michigan, 1/14/17
.....(Palmer Jr. 27; Watson Jr. 23; Roby 23)	(Wagner 23, Irvin 21, Walton 20)
Had three players with 10 reboundsvs. Texas Tech, 1/19/00	at Kansas, 1/9/02
.....(Bradford 16, Ffriend 12, Truscott 11)	(Collison 13, Gooden 12, Simien 10)
Had five players reach double-figure points.....vs. Iowa, 1/7/2020	Michigan State, 2/20/20
.....(Thorbjarnarson 17; Mack 15; Cheatham 14; Burke 13; Cross 11)	(Winston 23; Brown 17; Henry 13; Ahrens 14; Tillman 10)
Had a player score 40 points41; Aleks Maric, vs. Kansas State, 2/13/07	41; Jarrius Jackson, Texas Tech, 2/18/06
Had a player score 30 points30; James Palmer Jr. vs. Rutgers (BTT), 3/13/19	30; Brad Davison, Wisconsin, 2/15/20
Had a player grab 15 rebounds16; Isaiah Roby vs. Northwestern, 2/16/19	17; Mike Watkins, Penn State, 2/1/20
Had a player dish out 10 assists.....10; Cam Mack vs. Iowa, 1/7/20	10; Xavier Simpson, Michigan, 2/28/19
Had a player collect five steals5; Haanif Cheatham vs. Michigan State, 2/20/20	7; Josh Reeves, Penn State, 2/25/18
Had a player block five shots.....5; Isaiah Roby vs. Maryland, 2/6/18	5; AJ Wilson, George Mason, 11/26/19
Had a player with a triple double11 pt/10 reb/12 asst.; Cam Mack v. Purdue, 12/15/19	

MISC REVIEW

Nebraska Record When:	All (W)	All(L)	H(W)	H(L)	A (W)	A (L)						
Ahead at Halftime	5	2	5	2	0	0	Rebounds are Even	0	0	0	0	0
Behind at Halftime	2	17	0	7	2	10	Committing More TOs than Opp	2	2	1	0	1
Tied at Halftime	0	0	0	0	0	0	Committing Fewer TOs than Opp	3	17	3	9	0
Bench Outscores Opponent's	4	9	3	3	1	6	Turnovers are Even	2	0	1	0	1
Opponent Bench Outscores NU	3	8	2	6	1	2	Leading with 5:00 left	7	2	5	1	2
Bench scoring is even	0	2	0	0	0	2	Trailing with 5:00 left	0	17	0	8	0
Shooting 50% or Better	3	0	1	0	2	0	Tied with 5:00 left	0	0	0	0	0
Shooting Under 50%	4	19	4	9	0	10	In Overtime	1	2	1	1	0
Opp. Shoots 50% or Better	0	6	0	4	0	2	Scoring 80 or more points	3	1	2	0	1
Opp. Shoots Under 50%	7	13	5	5	2	8	Scoring 61 to 79 points	4	15	3	8	1
Outshooting Opponent (pct.)	6	0	5	0	1	0	Scoring 60 or fewer points	0	3	0	1	0
Outshot by Opponent (pct.)	1	18	0	8	1	10	Allowing 80 or more points	1	9	1	3	0
Shooting is even	0	1	0	1	0	0	Allowing 61 to 79 points	4	10	2	6	2
Outrebounding Opponent	2	1	2	1	0	0	Allowing 60 or fewer points	2	0	2	0	0
Outrebounded by Opponent	5	18	3	8	2	10						

MISC REVIEW

Biggest margin of victory	21, Texas A&M-Corpus Christi (12/29)	Largest halftime lead surrendered in loss	11, Southern Utah (11/9)
Biggest margin of defeat	24, Iowa (2/8)	Largest lead at any time	31, South Dakota State (11/15)
Largest deficit overcome in win.....	8, Southern (11/22)	Largest deficit at any time	38, Iowa (2/8)
Largest halftime deficit overcome in win	3, Washington State (11/25)	Largest runs without opponent scoring	13, South Dakota State (8:10-4:22, 1st)
Largest lead surrendered in loss.....	14, Southern Utah (11/9)	Largest opponent run without NU scoring.....	16, Wisconsin (16:26-12:17, 2nd)

SPECIALITY STATS

Opponent	NU-Opp Paint	NU-Opp off TO	NU-Opp 2nd Ch.	NU-Opp Bench	Largest Lead	Largest Deficit	Tip	1st Sub(s)
UC Riverside	18-22	14-3	0-11	14-18	9, (13:12, 1st)	20 (2nd, 1:19)	Won	Cross, Kavas
Southern Utah	42-48	12-13	3-9	28-29	15 (4:10, 1st)	4 (2nd, 0:05)	Lost	Cross
South Dakota State	50-48	16-7	11-13	20-24	31 (4:50, 1st)	-	Won	Cross
Southern	38-38	18-11	3-16	30-23	13 (5:07, 1st)	8 (2nd, 14:06)	Lost	Cross, Kavas
vs. Washington State	40-42	19-17	4-20	19-14	16 (7:22, 2nd)	6 (1st, 6:44)	Won	Cross
vs. George Mason	24-34	15-11	9-17	26-15	2 (10:44, 1st)	21 (1:23, 2nd)	Lost	Cross
vs. South Florida	32-34	12-10	2-15	12-19	8 (8:14, 1st)	8 (6:42, 2nd)	Lost	Cross
at Georgia Tech	30-48	10-18	5-7	13-10	4 (12:32, 1st)	20 (0:16, 2nd)	Lost	Cross
at Creighton	34-38	11-11	10-7	29-12	-	32 (18:36, 2nd)	Won	Mack, Cross
at Indiana	42-52	21-10	10-26	3-28	4 (7:04, 1st)	9 (16:57, 1st)	Lost	Cross
Purdue	26-32	13-12	9-12	13-17	16 (0:24, 2nd)	3 (6:19, 1st)	Lost	Cross, Kavas
North Dakota	36-30	15-16	6-11	24-8	4 (18:33, 1st)	8 (10:37, 2nd)	Won	Cross, Green
Texas A&M-Corpus Christi	32-22	24-13	17-6	23-21	24 (5:18, 2nd)	1 (17:52, 1st)	Won	Cross, Green
Rutgers	24-52	11-15	0-12	21-24	5 (13:06, 1st)	22 (10:58, (2nd)	Lost	Cross
Iowa	26-52	10-16	3-17	12-4	12 (8:03, 1st)	1 (12:41, 2nd)	Lost	Cross, Kavas
at Northwestern	22-22	7-6	2-11	20-15	5 (17:13, 1st)	18 (1:13, 1st)	Lost	Cross
at No. 21 Ohio State	38-34	17-15	13-12	15-15	4 (17:29, 1st)	25 (8:25, 2nd)	Lost	Cross
Indiana	30-40	13-10	9-15	15-21	9 (12:18, 1st)	19 (15:02, 2nd)	Lost	Cross
at Wisconsin	36-16	19-9	10-12	17-29	4 (17:38, 1st)	18 (1:04, 2nd)	Lost	Cross
at No. 24 Rutgers	30-30	16-11	5-17	22-22	7 (16:26, 1st)	14 (14:36, 2nd)	Won	Easley
Michigan	28-38	14-16	4-10	17-11	5 (18:04, 1st)	15 (5:47, 2nd)	Lost	Easley
No. 24 Penn State	30-28	16-15	9-10	19-33	7 (17:23, 1st)	24 (9:17, 2nd)	Lost	Mack
at No. 17 Iowa	44-40	10-19	6-14	39-24	-	38 (6:54, 2nd)	Lost	Cross
at No. 9 Maryland	34-28	19-9	10-5	18-8	2 (19:19, 1st)	14 (18:11, 2nd)	Lost	Easley
Wisconsin	34-26	7-11	4-2	20-17	7 (8:51, 1st)	18 (5:16, 2nd)	Lost	Burke, Ouedraogo
Michigan State	30-30	16-8	4-12	26-36	6 (11:47, 1st)	24 (1:27, 2nd)	Lost	Burke

NEBRASKA SEASON/CAREER BESTS

#0 AKOL AROP

Points
Season: 4 vs. Penn State (2/1); at Iowa (2/8)
Career: Same

Rebounds
Season: 4 at Creighton (12/7)
Career: Same

Field Goals
Season: 2 vs. Penn State (2/1); at Iowa (2/8)
Career: Same

Field Goal Attempts
Season: 2 4 vs. Penn State (2/1)
Career: Same

3-Point Field Goals
Season: None
Career: Same

3-Point Field Goal Attempts
Season: 1 vs. UC Riverside (11/5)
Career: Same

Free Throws
Season: 2 at Creighton (12/7)
Career: Same

Free Throw Attempts
Season: 2 at Creighton (12/7); Michigan State (2/20)
Career: Same

Assists
Season: 1 vs. Penn State (2/1)
Career: Same

Steals
Season: 1 vs. Penn State (2/1); Wisconsin (2/15)
Career: Same

Blocks
Season: 1 three times, last Michigan State (2/20)
Career: Same

Minutes Played
Season: 11 at Iowa (2/8)
Career: Same

#1 KEVIN CROSS

Points
Season: 19 vs. Southern Utah (11/9)
Career: Same

Rebounds
Season: 8 vs. Washington State (11/25)
Career: Same

Field Goals
Season: 8 vs. Southern Utah (11/9)
Career: Same

Field Goal Attempts
Season: 15 vs. Southern Utah (11/9)
Career: Same

3-Point Field Goals
Season: 3 three times, last Michigan (1/28)
Career: Same

3-Point Field Goal Attempts
Season: 7 at Northwestern (1/11)
Career: Same

Free Throws
Season: 3 vs. Rutgers (1/4)
Career: Same

Free Throw Attempts
Season: 3 vs. Rutgers (1/4)
Career: Same

Assists
Season: 5 at Iowa (2/8)
Career: Same

Steals
Season: 3 at Wisconsin (1/21)
Career: Same

Blocks
Season: 2 vs. SDSU (11/15); vs. Washington State (11/25)
Career: Same

Minutes Played
Season: 36 vs. Southern Utah (11/9)
Career: Same

#3 CAM MACK

Points
Season: 24 vs. SDSU (11/15)
Career: Same

Rebounds
Season: 10 vs. Purdue (12/15); at Northwestern (1/11)
Career: Same

Field Goals
Season: 8 vs. SDSU (11/15)
Career: Same

Field Goal Attempts
Season: 15 at Ohio State (1/14); at Wisconsin (1/21)
Career: Same

3-Point Field Goals
Season: 5 Michigan (1/28)
Career: Same

3-Point Field Goal Attempts
Season: 8 at Indiana (12/13); vs. Indiana (1/18)
Career: Same

Free Throws
Season: 7 vs. Indiana (1/18)
Career: Same

Free Throw Attempts
Season: 11 vs. Washington State (11/25); vs. Indiana (1/18)
Career: Same

Assists
Season: 12 vs. Purdue (12/15)
Career: Same

Steals
Season: 3 five times, last vs. Michigan State (2/20)
Career: Same

Blocks
Season: 2 four times, last at Ohio State (1/14)
Career: Same

Minutes Played
Season: 45 at Indiana (12/13)
Career: Same

#11 DACHON BURKE JR.

Points
Season: 25 at Indiana (12/13)
Career: Same

Rebounds
Season: 8 at Wisconsin (1/21)
Career: Same

Field Goals
Season: 10 at Wisconsin (1/21)
Career: Same

Field Goal Attempts
Season: 15 vs. Penn State (2/1)
Career: Same

3-Point Field Goals
Season: 4 three times, last vs. Michigan State (2/20)
Career: Same

3-Point Field Goal Attempts
Season: 8 at Indiana (12/13); vs. Michigan State (2/20)
Career: Same

Free Throws
Season: 6 vs. SDSU (11/15)
Career: Same

Free Throw Attempts
Season: 9 vs. SDSU (11/15)
Career: Same

Assists
Season: 5 at Rutgers (1/24/20)
Career: Same

Steals
Season: 5 vs. George Mason (11/26)
Career: Same

Blocks
Season: 3 vs. TAMU-CC (12/29)
Career: Same

Minutes Played
Season: 40 at Indiana (12/13)
Career: Same

#22 HAANIF CHEATHAM

Points
Season: 26 vs. South Florida (11/27/19)
Career: Same

Rebounds
Season: 11 at Georgia Tech (12/4)
Career: Same

Field Goals
Season: 9 vs. South Florida (11/27/19)
Career: Same

Field Goal Attempts
Season: 15 at Indiana (12/13)
Career: Same

3-Point Field Goals
Season: 2 six times, last vs. Penn State (2/1)
Career: Same

3-Point Field Goal Attempts
Season: 6 at Indiana (12/13)
Career: Same

Free Throws
Season: 9 vs. South Florida (11/27/19)
Career: Same

Free Throw Attempts
Season: 11 vs. South Florida (11/27/19)
Career: Same

Assists
Season: 4 vs. Purdue (12/15)
Career: Same

Steals
Season: 5 vs. Michigan State (2/20)
Career: Same

Blocks
Season: 2 vs. Michigan State (2/20)
Career: Same

Minutes Played
Season: 41 at Indiana (12/13)
Career: Same

#23 JERVAY GREEN

Points
Season: 22 vs. Southern (11/22)
Career: Same

Rebounds
Season: 8 vs. So. Utah (11/9); vs. Washington State (11/25)
Career: Same

Field Goals
Season: 8 at Iowa (2/8)
Career: Same

Field Goal Attempts
Season: 18 vs. Southern Utah (11/9)
Career: Same

3-Point Field Goals
Season: 4 vs. Southern (11/22)
Career: Same

3-Point Field Goal Attempts
Season: 10 at Georgia Tech (12/4)
Career: Same

Free Throws
Season: 4 vs. Southern Utah (11/9); vs. Southern (11/22)
Career: Same

Free Throw Attempts
Season: 7 vs. Southern (11/22)
Career: Same

Assists
Season: 6 vs. Southern (11/22)
Career: Same

Steals
Season: 3 vs. Southern Utah (11/9)
Career: Same

Blocks
Season: 3 vs. UC Riverside (11/5)
Career: Same

Minutes Played
Season: 46 vs. Southern Utah (11/9)
Career: Same

#24 YVAN QUEDRAOGO

Points
Season: 11 vs. Southern (11/22); vs. TAMU-CC (12/29)
Career: Same

Rebounds
Season: 14 vs. TAMU-CC (12/29)
Career: Same

Field Goals
Season: 4 four times, last vs. Michigan State (2/20)
Career: Same

Field Goal Attempts
Season: 11 at Indiana (12/13)
Career: Same

3-Point Field Goals
Season: None
Career: Same

3-Point Field Goal Attempts
Season: None
Career: Same

Free Throws
Season: 5 vs. Southern (11/22); vs. TAMU-CC (12/29)
Career: Same

Free Throw Attempts
Season: 7 vs. Southern (11/22); vs. TAMU-CC (12/29)
Career: Same

Assists
Season: 3 vs. Iowa (1/7/20)
Career: Same

Steals
Season: 2 vs. UC Riverside (11/5); vs. George Mason (11/26)
Career: Same

Blocks
Season: 2 vs. George Mason (11/26); vs. Michigan State (2/20)
Career: Same

Minutes Played
Season: 32 at Indiana (12/13)
Career: Same

#25 MATEJ KAVAS

Points
Season: 12 vs. North Dakota (12/21)
Career: Same

Rebounds
Season: 5 vs. TAMU-CC (12/29)
Career: Same

Field Goals
Season: 4 three times, last vs. TAMU-CC (12/29)
Career: Same

Field Goal Attempts
Season: 9 vs. TAMU-CC (12/29)
Career: Same

3-Point Field Goals
Season: 4 vs. North Dakota (12/21)
Career: Same

3-Point Field Goal Attempts
Season: 7 at Creighton (12/7)
Career: Same

Free Throws
Season: 5 vs. George Mason (11/26)
Career: Same

Free Throw Attempts
Season: 6 vs. George Mason (11/26)
Career: Same

Assists
Season: 2 vs. George Mason (11/26); vs. Penn State (2/1)
Career: Same

Steals
Season: 1 three times, last vs. TAMU-CC (12/29)
Career: Same

Blocks
Season: 1 vs. Southern (11/22)
Career: Same

Minutes Played
Season: 25 vs. UC Riverside (11/5)
Career: Same

NEBRASKA SEASON/CAREER BESTS

#30 CHARLIE EASLEY

Points

Season: 8 vs. Indiana (1/18)

Career: Same

Rebounds

Season: 2 at Rutgers (1/24/20); at Iowa (2/8)

Career: Same

Field Goals

Season: 2 four times, last at Iowa (2/8)

Career: Same

Field Goal Attempts

Season: 7 at Rutgers (1/24/20)

Career: Same

3-Point Field Goals

Season: 2 vs. Indiana (1/18)

Career: Same

3-Point Field Goal Attempts

Season: 3 three times, last vs. Indiana (1/18)

Career: Same

Free Throws

Season: 3 vs. Rutgers (1/4)

Career: Same

Free Throw Attempts

Season: 3 vs. Rutgers (1/4)

Career: Same

Assists

Season: 3 at Iowa (2/8)

Career: Same

Steals

Season: 3 vs. Indiana (1/18); Michigan (1/28)

Career: Same

Blocks

Season: None

Career: Same

Minutes Played

Season: 23 at Rutgers (1/24/20)

Career: Same

#34 THORIR THORBJARNARSON

Points

Season: 17 three times, last at Rutgers (1/24/20)

Career: same

Rebounds

Season: 9 vs. Iowa (1/7/20); vs. Indiana (1/18)

Career: 10 vs. Wisconsin (1/29/18)

Field Goals

Season: 7 at Indiana (12/13)

Career: same

Field Goal Attempts

Season: 12 at Indiana (12/13)

Career: same

3-Point Field Goals

Season: 5 at Ohio State (1/14); at Rutgers (1/24/20)

Career: same

3-Point Field Goal Attempts

Season: 8 three times, last at Maryland (2/11/20)

Career: same

Free Throws

Season: 5 vs. Purdue (12/15)

Career: same

Free Throw Attempts

Season: 6 vs. Purdue (12/15)

Career: same

Assists

Season: 5 vs. Rutgers (1/4)

Career: same

Steals

Season: 4 vs. TAMU-CC (12/29)

Career: 5 vs. Maryland (3/14/19)

Blocks

Season: 1 vs. Southern (11/22)

Career: 2 vs. Iowa (3/10/19)

Minutes Played

Season: 41 at Indiana (12/13)

Career: same



#0 AKOL AROP | 6-6 | 195 | Fr. | F | Omaha, Neb.

CAREER STATS

Year	GP	GS	Min	Avg	Total					Rebounds					PF	FO	Ast	TO	Blk	Stl	Pts	Avg			
					FG	FGA	Pct	3FG	3FGA	Pct	FT	FTA	Pct	Off									Def	Tot	Avg
2019-20	15	0	40	2.7	4	6	.667	0	1	.000	2	6	.333	4	10	14	0.9	8	0	1	2	4	3	10	0.7
TOTAL	15	0	40	2.7	4	6	.667	0	1	.000	2	6	.333	4	10	14	0.9	8	0	1	2	4	3	10	0.7

2019-20 GAME BY GAME

Opponent	Date	GS	Min	TOTAL			3-PTS			REBOUNDS			PF	FO	A	TO	Blk	Stl	Pts	Avg				
				FG	FGA	Pct	3FG	FGA	Pct	FT	FTA	Pct									Off	Def	Tot	Avg
UC Riverside	11/5/19	1	0	1	.000	0	1	.000	0	0	.000	0	1	1	1.0	0	0	0	0	0	0.0			
Southern Utah	11/9/19	DNP																						
South Dakota St.	11/15/19	1	0	0	.000	0	0	.000	0	0	.000	0	1	1	1.0	0	0	0	0	0	0.0			
Southern	11/22/19	DNP																						
vs. Washington State	11/25/19	DNP																						
vs. George Mason	11/26/19	DNP																						
vs. South Florida	11/27/19	DNP																						
at Georgia Tech	12/04/19	1	0	0	.000	0	0	.000	0	0	.000	0	0	0	0.7	0	0	0	0	0	0.0			
at Creighton	12/7/19	3	0	1	.000	0	0	.000	2	2	1.000	0	4	4	1.5	0	0	0	1	1	0	2	0.5	
at Indiana	12/13/19	0+	0	0	.000	0	0	.000	0	0	.000	0	0	0	1.2	0	0	0	0	0	0	0	0.4	
Purdue	12/15/19	DNP																						
North Dakota	12/21/19	DNP																						
TAMU-Corpus Christi	12/29/19	2	0	0	.000	0	0	.000	0	0	.000	0	1	1	1.2	0	0	0	1	0	0	0	0.3	
Rutgers	1/3/20	2	0	0	.000	0	0	.000	0	0	.000	0	0	0	1.0	0	0	0	0	0	0	0	0.3	
Iowa	1/7/20	DNP																						
at Northwestern	1/11/20	DNP																						
at No. 21 Ohio State	1/14/20	1	0	0	.000	0	0	.000	0	0	.000	0	0	0	0.9	0	0	0	0	0	0	0	0.3	
Indiana	1/18/20	DNP																						
at Wisconsin	1/21/20	1	0	0	.000	0	0	.000	0	0	.000	1	0	1	0.9	0	0	0	0	1	0	0	0.2	
at No. 24 Rutgers	1/25/20	DNP																						
Michigan	1/28/20	2	0	0	.000	0	0	.000	0	0	.000	0	0	0	0.8	1	0	0	0	0	0	0	0.2	
No. 24 Penn State	2/1/20	3	2	2	1.000	0	0	.000	0	1	.000	0	2	2	0.9	0	0	1	0	0	1	4	0.5	
at No. 17 Iowa	2/8/20	11	2	2	1.000	0	0	.000	0	1	.000	2	1	3	1.1	3	0	0	1	0	4	0.8		
at No. 9 Maryland	2/11/20	0	0	0	.000	0	0	.000	0	0	.000	0	0	0	1.0	1	0	0	0	1	0	0	0.8	
Wisconsin	2/15/20	6	0	0	.000	0	0	.000	0	0	.000	1	0	1	1.0	2	0	0	0	0	1	0	0.7	
Totals		0	34	4	6	.667	0	1	.000	2	4	.500	4	10	14	1.0	7	0	1	2	3	3	10	0.7

NOTING AROP

- True freshman who has seen limited duty in his first season at Nebraska, playing in 14 games
- Played six minutes in the second half against Wisconsin and had one rebound and a steal
- Was used as a defensive replacement and had a steal at No. 9 Maryland
- Played a season-high 11 minutes at No. 17 Iowa, finishing with four points, three rebounds and a blocked shot
- Has his first two career field goals, two boards and a steal in three minutes of work against Penn State
- Was held scoreless in two minutes against Michigan
- Had an offensive rebound and a blocked shot in limited action at Wisconsin
- Played the final two minutes against Rutgers
- Grabbed a rebound in the final two minutes against Texas A&M-Corpus Christi
- Was used as a defensive sub against Indiana late in the game
- Earned his most extensive time against Creighton, totaling two points, four rebounds and a blocked shot in four minutes
- Played the final minute against Georgia Tech
- Had a rebound in a minute of work against South Dakota State
- Grabbed a rebound in his collegiate debut against UC Riverside
- 2019 Gatorade Player of the Year in Nebraska who averaged 19.4 points, 10.9 rebounds and 2.6 blocks per game as a senior at Omaha Creighton Prep High School
 - First-team all-state selection by the Omaha World-Herald and Lincoln Journal Star after recording 19 double-doubles as a senior
 - Totaled 1,268 points on 66 percent shooting, 733 rebounds and 162 blocks in three seasons at Creighton Prep
- Was AAU teammates with fellow Husker freshmen Jace Piatkowski, Charlie Easley and Bret Porter
- One of nine kids in the family, including older brother, Aguek, who plays basketball at San Diego State

MISC. STATS

Category	2019-20	Career
Double-Figure Scoring	0	0
Double-Figure Rebounding	0	0
Double-Figure Assists	0	0
Double-Doubles	0	0
Led NU in Scoring	0	0
Led NU in Rebounding	0	0
Led NU in Assists	0	0
20+ Point Games	0	0
30+ Point Games	0	0

TOP PERFORMANCES OF 2019-20

Category	No.	Opponent (Date)
Points	4	Penn State (2/1/20)
	4	at Iowa (2/8/20)
	2	at Creighton (12/7/19)
Rebounds	4	at Creighton (12/7/19)
	3	at Iowa (2/8/20)
	2	Penn State (2/1/20)
Assists	1	Penn State (2/1/20)


#1 KEVIN CROSS | 6-8 | 240 | Fr. | F | Little Rock, Ark.

CAREER STATS

Year	GP	GS	Total									Rebounds													
			Min	Avg	FG	FGA	Pct	3FG	3FGA	Pct	FT	FTA	Pct	Off	Def	Tot	Avg	PF	FO	Ast	TO	Blk	Stl	Pts	Avg
2019-20	26	2	482	18.5	68	193	.352	26	93	.280	23	36	.639	25	78	103	4.0	57	1	33	30	7	7	185	7.1
TOTAL	26	2	482	18.5	68	193	.352	26	93	.280	23	36	.639	25	78	103	4.0	57	1	33	30	7	7	185	7.1

2019-20 GAME BY GAME

Opponent	Date	GS	Min	TOTAL			3-PTS			REBOUNDS			PF	FO	A	TO	Blk	Stl	Pts	Avg				
				FG	FGA	Pct	3FG	FGA	Pct	FT	FTA	Pct									Off	Def	Tot	Avg
UC Riverside	11/05/19	14	1	10	.100	1	6	.167	1	2	.500	3	0	3	3.0	2	0	0	0	4	4.0			
Southern Utah	11/09/19	36	8	15	.533	1	3	.333	2	2	1.000	3	2	5	4.0	1	0	2	1	0	19	11.5		
South Dakota St.	11/15/19	17	4	5	.800	1	1	1.000	1	1	1.000	0	2	2	3.3	4	0	0	1	2	0	10	11.0	
Southern	11/22/19	23	4	6	.667	0	2	.000	0	2	.000	0	1	1	2.8	0	0	2	0	0	8	10.3		
vs. Washington St.	11/25/19	26	6	8	.750	2	4	.500	0	2	.000	0	8	8	3.8	0	0	1	3	2	0	14	11.0	
vs. George Mason	11/26/19	20	4	8	.500	3	5	.600	0	0	.000	1	4	5	4.0	1	0	1	2	1	0	11	11.0	
vs. South Florida	11/27/19	16	0	5	.000	0	2	.000	0	0	.000	0	1	1	3.6	0	0	1	1	0	0	0	9.4	
at Georgia Tech	12/04/19	17	1	6	.167	0	3	.000	0	0	.000	1	4	5	3.8	1	0	1	2	0	0	2	8.5	
at Creighton	12/7/19	10	0	3	.000	0	2	.000	0	2	.000	0	1	1	3.4	1	0	0	1	0	0	0	7.6	
at Indiana	12/13/19	13	1	3	.333	0	2	.000	1	2	.500	3	4	7	3.8	2	0	2	0	0	0	3	7.1	
Purdue	12/15/19	23	3	8	.375	1	4	.250	0	0	.000	1	6	7	4.1	1	0	3	1	0	1	7	7.1	
North Dakota	12/21/19	15	3	9	.333	1	4	.250	2	3	.667	3	2	5	4.2	4	0	1	3	0	0	9	7.3	
TAMU-Corpus Christi	12/29/19	15	1	4	.250	0	1	.000	0	0	.000	2	4	6	4.3	2	0	3	1	0	1	2	6.8	
Rutgers	1/3/20	19	2	9	.222	0	4	.000	3	3	1.000	2	2	4	4.3	1	0	0	0	0	0	7	6.9	
Iowa	1/7/20	18	3	8	.375	1	3	.333	4	5	.800	1	4	5	4.3	3	0	0	1	0	1	11	7.1	
at Northwestern	1/11/20	21	3	11	.273	3	7	.429	0	0	.000	2	3	5	4.4	1	0	2	0	0	0	9	7.3	
at No. 21 Ohio State	1/14/20	10	2	4	.500	1	1	1.000	0	0	.000	1	1	2	4.2	4	0	0	1	0	0	5	7.1	
Indiana	1/18/20	16	1	5	.200	1	3	.333	2	2	1.000	0	2	2	4.1	5	1	1	2	0	0	5	7.0	
at Wisconsin	1/21/20	21	6	11	.545	3	5	.600	2	3	.667	0	2	2	4.0	3	0	1	0	0	3	17	7.5	
at No 24 Rutgers	1/25/20	17	2	8	.250	0	3	.000	0	0	.000	0	5	5	4.1	3	0	3	0	0	0	4	7.4	
Michigan	1/28/20	21	6	11	.545	3	5	.600	2	2	1.000	0	4	4	4.0	4	0	2	3	0	0	17	7.8	
No. 24 Penn State	2/1/20	21	2	8	.250	1	3	.333	0	1	.000	2	3	5	4.1	2	0	0	0	1	0	5	7.7	
at No. 17 Iowa	2/8/20	17	1	6	.167	0	4	.000	2	2	1.000	0	5	5	4.1	3	0	5	2	0	0	4	7.5	
at No. 9 Maryland	2/11/20	* 23	2	10	.200	1	6	.167	0	0	.000	0	4	4	4.1	4	0	2	3	0	1	5	7.4	
Wisconsin	2/15/20	* 17	1	6	.167	1	5	.200	1	2	.500	0	1	1	4.0	4	0	1	0	0	0	4	7.3	
Michigan State	2/20/20	16	1	6	.167	1	5	.200	0	0	.000	0	3	3	4.0	1	0	1	1	0	0	3	7.1	
Totals		2	482	68	193	.352	26	93	.280	23	36	.639	25	78	103	4.0	57	1	33	30	7	7	185	7.1

NOTING CROSS

- True freshman who is splitting time at center and can step out to 3-point range
- Came off the bench and had three points and three boards vs. Michigan State
- Made his first start at No. 9 Maryland, finishing with five points, four boards and two assists
- Had four points, five rebounds and a career-high five assists in 16 minutes at No. 17 Iowa
- Shined against Michigan with 17 points, including a trio of 3-pointers, four boards and two assists
- Provided a big spark off the bench, scoring 17 points, including a trio of 3-pointers, and three steals at Wisconsin
- Finished with nine points, including a career-high three 3-pointers, at Northwestern
- Made a big contribution off the bench with 11 points, including eight in the second half, and five boards vs. Iowa
- Tallied seven points and four boards in 19 minutes off the bench against Rutgers
- Turned in a solid effort against Texas A&M-CC with six rebounds and three assists in 15 minutes of work
- Came off the bench to score nine points and grab five rebounds against North Dakota
- Finished with seven points, seven rebounds and three assists in a win over Purdue
- Had three points, but chipped in seven rebounds and two assists at Indiana
- Totaled 11 points - all in the second half - and tied for team high with five rebounds against George Mason
- Finished with 14 points on 6-of-8 shooting and a season-high eight rebounds in a win over Washington State
- Scored all eight points of his in the second half against Southern and added two assists in the overtime win
- Came off the bench with 10 points on 4-of-5 shooting in 17 minutes against South Dakota State
- Led Nebraska with 19 points on 8-of-15 shooting against Southern Utah, as his 19 points were the most by a Husker freshman since 2013
 - Two-time all-state performer at Mills University Studies High School helping his team to state runner-up finishes in 2018 and 2019
 - Averaged 18 points, 10 rebounds and two assists per game as a senior, earning second-team all-state (all classes) recognition by the Arkansas Democrat Gazette

MISC. STATS

Category	2019-20	Career
Double-Figure Scoring	7	7
Double-Figure Rebounding	0	0
Double-Figure Assists	0	0
Double-Doubles	0	0
Led NU in Scoring	1	1
Led NU in Rebounding	2	2
Led NU in Assists	1	1
20+ Point Games	0	0
30+ Point Games	0	0

TOP PERFORMANCES OF 2019-20

Category	No.	Opponent (Date)
Points	19	Southern Utah (11/9/19)
	17	at Wisconsin (1/21/20)
	17	Michigan (1/28/20)
Rebounds	8	vs. Washington State (11/25/19)
	7	at Indiana (12/13/19)
	7	Purdue (12/15/19)
Assists	5	at Iowa (2/8/20)
	3	Purdue (12/15/19)
	3	at Rutgers (1/24/20)
	3	Texas A&M-CC (12/29/19)



#3 CAM MACK | 6-2 | 175 | So. | G | Austin, Texas

CAREER STATS

Year	Total											Rebounds				PF	FO	Ast	TO	Blk	Stl	Pts	Avg		
	GP	GS	Min	Avg	FG	FGA	Pct	3FG	3FGA	Pct	FT	FTA	Pct	Off	Def									Tot	Avg
2019-20	26	23	898	34.5	109	282	.387	39	116	.336	55	95	.579	25	97	122	4.7	62	1	170	68	11	33	312	12.0
TOTAL	26	23	898	34.5	109	282	.387	39	116	.336	55	95	.579	25	97	122	4.7	62	1	170	68	11	33	312	12.0

2019-20 GAME BY GAME

Opponent	Date	GS	Min	TOTAL			3-PTS			REBOUNDS			PF	FO	A	TO	Blk	Stl	Pts	Avg				
				FG	FGA	Pct	3FG	FGA	Pct	FT	FTA	Pct									Off	Def	Tot	Avg
UC Riverside	11/05/19	*	32	4	13	.308	2	5	.400	1	2	.500	3	6	9	9.0	1	0	3	2	0	11	11.0	
Southern Utah	11/09/19	*	42	5	14	.357	0	6	.000	3	6	.500	1	6	7	8.0	2	0	11	3	1	2	13	12.0
South Dakota St.	11/15/19	*	35	8	14	.571	3	6	.500	5	7	.714	1	1	2	6.0	2	0	4	1	0	3	24	16.0
Southern	11/22/19	*	36	6	11	.545	0	0	.000	4	7	.571	1	1	2	5.0	3	0	8	3	0	1	16	16.0
vs Washington St.	11/25/19	*	37	2	8	.250	0	2	.000	6	11	.545	1	7	8	5.6	5	1	6	5	0	3	10	14.8
vs George Mason	11/26/19	*	30	4	9	.444	1	3	.333	0	0	.000	1	1	2	5.0	4	0	3	4	0	0	9	13.8
vs. South Florida	11/27/19	*	27	2	5	.400	0	0	.000	1	2	.500	1	3	4	4.9	1	0	7	1	0	2	5	12.6
at Georgia Tech	12/04/19	*	35	4	11	.364	1	3	.333	2	4	.500	1	1	2	4.5	4	0	6	3	1	1	11	12.4
at Creighton	12/7/19	*	30	4	9	.444	1	3	.333	3	5	.600	0	2	2	4.2	3	0	3	2	1	1	12	12.3
at Indiana	12/13/19	*	45	5	14	.357	3	8	.375	2	2	1.000	0	3	3	4.1	3	0	10	4	0	2	15	12.6
Purdue	12/15/19	*	35	4	7	.571	3	4	.750	0	0	.000	2	8	10	4.6	2	0	12	3	1	1	11	12.5
North Dakota	12/21/19	*	38	7	9	.778	3	5	.600	2	4	.500	2	5	7	4.8	4	0	7	5	0	1	19	13.0
TAMU-Corpus Christi	12/29/19	*	31	3	9	.333	1	4	.250	3	4	.750	0	3	3	4.7	1	0	5	2	0	3	10	12.8
Rutgers	1/3/20	*	32	3	8	.375	2	5	.400	3	5	.600	2	3	5	4.7	3	0	6	2	0	1	11	12.6
Iowa	1/7/20	*	39	6	13	.462	2	7	.286	1	2	.500	0	2	2	4.5	0	0	10	1	0	0	15	12.8
at Northwestern	1/11/20	*	40	4	13	.308	1	6	.167	2	5	.400	2	8	10	4.9	1	0	7	3	0	0	11	12.7
at No. 21 Ohio State	1/14/20	*	37	5	15	.333	0	4	.000	0	0	.000	1	1	2	4.7	4	0	6	1	2	1	10	12.5
Indiana	1/18/20	*	37	5	15	.333	3	8	.375	7	11	.636	0	3	3	4.6	3	0	9	3	1	0	20	12.9
at Wisconsin	1/21/20	*	36	5	15	.333	2	7	.286	2	3	.667	0	7	7	4.7	1	0	6	3	1	0	14	13.0
at No 24 Rutgers	1/25/20	*	30	6	7	.857	4	5	.800	0	1	1	1	1	4.6	2	0	4	3	1	1	19	13.3	
Michigan	1/28/20	*	38	7	14	.500	5	7	.714	0	2	.000	3	4	7	4.7	3	0	9	3	0	1	19	13.6
No. 24 Penn State	2/1/20	*	22	0	6	.000	0	2	.000	0	0	.000	1	0	1	4.5	3	0	3	3	0	0	0	13.0
at No. 17 Iowa	2/8/20	*	31	5	12	.417	1	5	.200	2	2	1.000	0	4	4	4.5	3	0	3	5	1	3	13	13.0
at No. 9 Maryland	2/11/20	*	37	1	10	.100	0	4	.000	2	4	.500	1	3	4	4.5	2	0	8	3	0	2	4	12.6
Wisconsin	2/15/20	*	36	3	13	.231	1	5	.200	1	2	.500	1	8	9	4.6	0	0	8	0	0	1	8	12.4
Michigan State	2/20/20	*	30	1	8	.125	0	2	.000	0	0	.000	0	6	6	4.7	2	0	6	0	1	3	2	12.0
Totals		23	898	109	282	.387	39	116	.336	55	95	.579	25	97	122	4.7	62	1	170	68	11	33	312	12.0

NOTING MACK

- Junior college transfer who has emerged as the Huskers' starting point guard
- Was held to two points, but had six assists, six rebounds and three steals vs. Michigan State
- Flirted with a triple double with eight points, eight assists and nine rebounds vs. Wisconsin
- Chipped in 13 points, three assists, four boards and three steals at No. 17 Iowa
- Finished with 19 points, including five 3-pointers, nine assists and seven boards against Michigan
- Had 16 of his team-high 19 points in the second half at Rutgers, hitting a then- career-high four 3-pointers
- Totaled 14 points, seven rebounds and six assists in the loss at Wisconsin
- Posted his second 20-point game of the year with 20 points and nine assists against Indiana
- Nearly posted a triple double with 11 points, 10 rebounds and seven assists at Northwestern
- Posted his fourth double-double of the season with 15 points and 10 assists vs. Iowa
- Finished with 11 points, six assists and five boards against Rutgers
- Had 10 points, five assists and three steals in the win over Texas A&M-Corpus Christi
- Totaled a team-high 19 points along with seven rebounds and seven assists against North Dakota
- Recorded the first triple-double in school history against Purdue with 11 points, 12 assists and 10 rebounds and is the first Husker in at least 30 years with a points-assists double-double in consecutive games
 - Shined against Indiana with a double-double, finishing with 15 points, including a trio of 3-pointers, and 10 assists
 - Came off the bench with 12 points and three assists at Creighton
 - Finished with 11 points and six assists in the loss at Georgia Tech
 - Posted 10 points, eight rebounds and six assists vs. Washington State
 - Finished with 16 points and eight assists in the win over Southern
 - Posted his first 20-point game with 24 points, four assists and three steals in the win over South Dakota State
 - Dished out 11 assists while scoring 13 points and snaring seven rebounds against Southern Utah
 - Nearly posted a double-double in his Husker debut with 11 points and nine rebounds against UC Riverside
 - Rated as the top point guard and No. 3 overall JC player in the country according to JUCORecruiting.com
 - Garnered first-team All-Region 18 honors at Salt Lake Community College, averaging 19.1 points, 7.6 assists, 5.9 rebounds and 2.4 steals per game in 2018-19
 - Ranked fifth nationally in NJCAA in assists per game while finishing 24th nationally in steals per game
 - Totaled five 30-point games and had 10-or-more assists nine times in his year at the school
 - Led Christian Life Preparatory High School to a Texas Christian Athletic League Class 4A state championship as a senior, averaging 24.5 points, 2.5 rebounds, 1.5 steals and 1.2 assists per game

MISC. STATS

Category	2019-20	Career
Double-Figure Scoring	20	20
Double-Figure Rebounding	2	2
Double-Figure Assists	4	4
Double-Doubles	5	5
Triple-Doubles	1	1
Led NU in Scoring	7	7
Led NU in Rebounding	5	5
Led NU in Assists	23	23
20+ Point Games	2	2
30+ Point Games	0	0

TOP PERFORMANCES OF 2019-20

Category	No.	Opponent (Date)
Points	24	South Dakota State (11/15/19)
	20	Indiana (1/18/20)
	19	North Dakota (12/21/19)
	19	at Rutgers (1/24/20)
	19	Michigan (1/28/20)
Rebounds	10	Purdue (12/15/19)
	10	at Northwestern (1/11/20)
	9	UC Riverside (11/5/19)
	9	Wisconsin (2/15/20)
Assists	12	Purdue (12/15)
	11	Southern Utah (11/9/19)
	10	at Indiana (12/13/19)
	10	Iowa (1/7/20)



#11 DACHON BURKE JR. | 6-4 | 180 | Jr. | G | Orange, N.J.

CAREER STATS

Year	GP	GS	Total										Rebounds				PF	FO	Ast	TO	Blk	Stl	Pts	Avg	
			Min	Avg	FG	FGA	Pct	3FG	3FGA	Pct	FT	FTA	Pct	Off	Def	Tot									Avg
2016-17*	33	17	755	22.9	95	226	.420	14	44	.318	47	64	.734	49	79	128	3.9	74	4	24	58	11	51	251	7.6
2017-18*	32	32	1044	32.6	210	458	.459	44	130	.338	98	156	.628	59	125	184	5.8	81	0	80	86	16	67	562	17.6
2019-20	25	23	689	27.6	113	284	.398	28	96	.292	40	71	.563	23	69	92	3.7	46	0	32	34	15	32	294	11.8
TOTAL	25	23	689	27.6	113	284	.398	28	96	.292	40	71	.563	23	69	92	3.7	46	0	32	34	15	32	294	11.8
All*	90	72	2488	27.6	418	968	.432	86	270	.319	185	291	.636	131	273	404	4.5	201	4	136	178	42	150	1107	12.3

2019-20 GAME BY GAME

Opponent	Date	GS	Min	TOTAL			3-PTS			REBOUNDS			PF	FO	A	TO	Blk	Stl	Pts	Avg					
				FG	FGA	Pct	3FG	FGA	Pct	FT	FTA	Pct									Off	Def	Tot	Avg	
UC Riverside	11/05/19	*	23	2	7	.286	0	3	.000	3	4	.750	0	2	2	2.0	0	0	0	2	1	1	7	7.0	
Southern Utah	11/09/19	*	33	4	10	.400	1	4	.250	4	4	1.000	0	4	4	3.0	4	0	2	1	1	1	13	10.0	
South Dakota State	11/15/19	*	28	5	13	.385	1	4	.250	6	9	.667	3	4	7	4.3	2	0	1	0	0	1	17	12.3	
Southern	11/22/19	*	17	3	6	.500	2	3	.667	1	6	.167	1	2	3	4.0	1	0	1	0	2	0	9	11.5	
vs Washington St.	11/25/19	*	29	5	13	.385	1	2	.500	3	4	.750	1	4	5	4.2	0	0	2	0	0	1	14	12.0	
vs George Mason	11/26/19	*	31	5	12	.417	2	5	.400	2	4	.500	0	2	2	3.8	1	0	1	4	1	5	14	12.3	
vs. South Florida	11/27/19	*	31	8	11	.727	3	5	.600	2	4	.500	1	3	4	3.9	2	0	1	1	1	0	21	13.6	
at Georgia Tech	12/04/19	*	20	1	9	.111	1	5	.200	1	2	.500	0	1	1	3.5	1	0	1	0	0	0	4	12.4	
at Creighton	12/7/19	*	29	4	12	.333	0	2	.000	1	3	.333	1	6	7	3.9	2	0	2	2	0	2	9	12.0	
at Indiana	12/13/19	*	40	9	16	.563	4	8	.500	3	4	.750	0	1	1	3.6	4	0	2	2	0	2	25	13.3	
Purdue	12/15/19	*	32	7	13	.538	4	7	.571	0	1	.000	1	6	7	3.9	3	0	2	1	1	2	18	13.7	
North Dakota	12/21/19	*	32	5	12	.417	0	2	.000	0	1	.000	1	2	3	3.8	1	0	1	0	0	3	10	13.4	
TAMU-Corpus Christi	12/29/19	*	21	1	13	.077	0	4	.000	2	4	.500	2	4	6	4.0	1	0	0	1	3	2	4	12.7	
Rutgers	1/3/20	*	26	2	9	.222	0	4	.000	1	4	.250	4	1	5	4.1	1	0	1	2	2	1	5	12.1	
Iowa	1/7/20	*	28	5	8	.625	1	3	.333	2	3	.667	0	1	1	3.9	4	0	0	2	2	0	13	12.2	
at Northwestern	1/11/20	*	33	3	14	.214	1	5	.200	0	0	.000	0	6	6	4.0	1	0	2	0	1	2	7	11.9	
at No. 21 Ohio State	1/14/20	*	27	4	11	.364	0	2	.000	1	2	.500	2	2	4	4.0	1	0	2	2	0	1	9	11.7	
Indiana	1/18/20	*	28	5	12	.417	0	4	.000	2	4	.500	1	3	4	4.0	1	0	0	1	0	2	12	11.7	
at Wisconsin	1/21/20	*	36	10	14	.714	0	2	.000	0	0	.000	0	8	8	4.2	2	0	1	2	1	1	20	12.2	
at No 24 Rutgers	1/25/20	*	23	1	8	.125	0	2	.000	0	0	.000	1	1	2	4.1	2	0	5	2	0	1	2	11.7	
Michigan	1/28/20	*	27	3	12	.250	0	4	.000	1	2	.500	0	1	1	4.0	3	0	2	2	1	0	7	11.4	
No. 24 Penn State	2/1/20	*	27	5	15	.333	1	3	.333	0	0	.000	2	1	3	3.9	3	0	1	2	0	2	11	11.4	
at No. 17 Iowa	2/8/20	*	22	5	10	.500	0	1	.000	2	2	1.000	2	2	4	3.9	1	0	0	2	0	1	12	11.4	
at No. 9 Maryland	2/11/20					DNP (Sickness)																			
Wisconsin	2/15/20		21	4	9	.444	2	4	.500	0	0	.000	0	2	2	3.8	2	0	0	2	0	0	10	11.4	
Michigan State	2/20/20		25	7	15	.467	4	8	.500	3	4	.750	0	0	0	3.7	3	0	2	1	0	1	21	11.8	
Totals			23	689	113	284	.398	28	96	.292	40	71	.563	23	69	92	3.7	46	0	32	34	15	32	294	11.8

NOTING BURKE

- Stated NU's first 23 games as Nebraska has utilized a four-guard lineup in 2019-20
- Came off the bench and had 21 points, including 18 in the first half, against Michigan State, hitting four 3-pointers
- Did not play at No. 9 Maryland because of illness, but had 10 points in 21 minutes off the bench vs. Wisconsin
- Had 12 points and four rebounds in 22 minutes at No. 17 Iowa
- Tallied 11 points, three boards and two steals in 27 minutes vs. No. 24 Penn State
- Dished out a season-high five assists at Rutgers, but was held to two points on 1-of-8 shooting
- Posted his third 20-point game of the year at Wisconsin with 20 points on 10-of-14 shooting, and a season-high eight rebounds in 36 minutes
 - Finished with 12 points, four rebounds and two steals against Indiana
 - Finished with 13 points in the win over Iowa
 - Held to just four points, but grabbed six rebounds and blocked a season-high three shots vs. Texas A&M-CC
 - Finished with 10 points, three rebounds and three steals vs. North Dakota
 - Led Nebraska with 18 points, including 4-of-7 from 3-point range, and seven rebounds in a win over Purdue
 - Scored a season-high 25 points at Indiana, including a game-tying 3-pointer with 1.0 second left in regulation, as went 9-of-16 from the field and had four 3-pointers
 - Nearly had a double-double with nine points and a season-high seven boards at Creighton
 - Enjoyed a strong performance at the Cayman Islands Classic, averaging 16.3 points per game on 50 percent shooting, 3.7 steals and 2.0 steals per game
 - Totaled a season-high 21 points on 8-of-11 shooting including two crucial 3-pointers after South Florida pulled within one in the second half
 - Totaled 14 points - including Nebraska's first 12 points - and a season-high five steals in the loss to George Mason
 - Had 14 points and five rebounds in the win over Washington State
 - Finished with nine points and two blocked shots in the overtime win over Southern
 - Tallied a season-high 17 points and seven boards in 28 minutes of work against South Dakota State
 - Reached double figures for the first time at Nebraska with 13 points and four rebounds vs. Southern Utah
 - Sat out the 2018-19 season after transferring from Robert Morris
 - Earned second-team All-Northeast Conference honors in 2017-18, averaging 17.6 points, 5.8 rebounds and 2.1 assists per game, as he led the NEC in steals and was fourth in scoring
 - Four-time conference player of the week who reached double figures 30 times as a sophomore

MISC. STATS

Category	2019-20	Career*
Double-Figure Scoring	15	56
Double-Figure Rebounding	0	3
Double-Figure Assists	0	0
Double-Doubles	0	3
Led NU in Scoring	5	5
Led NU in Rebounding	3	3
Led NU in Assists	1	1
20+ Point Games	4	14
30+ Point Games	0	0

*Includes Robert Morris

TOP PERFORMANCES OF 2019-20

Category	No.	Opponent (Date)
Points	25	at Indiana (12/13/19)
	21	Michigan State (2/20/20)
	21	vs. South Florida (11/27/19)
	20	at Wisconsin (1/21/20)
Rebounds	8	at Wisconsin (1/21/20)
	7	Purdue (12/15/19)
	7	South Dakota State (11/15/19)
	7	at Creighton (12/7/19)
Assists	5	at Rutgers (1/24/20)



#22 HAANIF CHEATHAM | 6-5 | 195 | Sr. | G | Fort Lauderdale, Fla.

CAREER STATS

Year	GP	GS	Total			Rebounds										PF	FO	Ast	TO	Blk	Stl	Pts	Avg		
			Min	Avg	FG	FGA	Pct	3FG	3FGA	Pct	FT	FTA	Pct	Off	Def									Tot	Avg
2015-16*	33	33	974	29.5	131	268	.489	29	75	.387	100	122	.820	13	98	111	3.4	67	1	73	88	1	34	391	11.8
2016-17*	32	25	814	25.4	93	203	.458	13	40	.325	79	103	.767	22	101	123	3.8	49	0	71	51	4	23	278	8.7
2017-18*	5	5	131	26.2	16	37	.432	5	13	.385	4	7	.571	2	12	14	2.8	7	0	7	8	0	5	41	8.2
2018-19*	10	10	273	27.3	49	108	.454	8	22	.364	26	40	.650	4	44	48	4.8	12	0	19	24	2	12	132	13.2
2019-20	26	26	819	31.5	117	237	.494	23	68	.338	67	99	.677	11	84	95	3.7	32	0	36	31	7	24	324	12.5
TOTAL	26	26	819	31.5	117	237	.494	23	68	.338	67	99	.677	11	84	95	3.7	32	0	36	31	7	24	324	12.5
<i>All*</i>	<i>106</i>	<i>99</i>	<i>3011</i>	<i>28.4</i>	<i>406</i>	<i>853</i>	<i>.476</i>	<i>78</i>	<i>218</i>	<i>.358</i>	<i>276</i>	<i>371</i>	<i>.744</i>	<i>52</i>	<i>339</i>	<i>391</i>	<i>3.7</i>	<i>167</i>	<i>1</i>	<i>206</i>	<i>202</i>	<i>14</i>	<i>98</i>	<i>1166</i>	<i>11.0</i>

2019-20 GAME BY GAME

Opponent	Date	GS	Min	TOTAL			3-PTS			REBOUNDS			PF	FO	A	TO	Blk	Stl	Pts	Avg					
				FG	FGA	Pct	3FG	FGA	Pct	FT	FTA	Pct									Off	Def	Tot	Avg	
UC Riverside	11/05/19	*	26	0	3	.000	0	2	.000	1	2	.500	0	2	2	2.0	0	0	3	1	0	1	1.0		
Southern Utah	11/09/19	*	35	1	3	.333	0	0	.000	2	5	.400	0	5	5	3.5	3	0	1	1	1	2	4	2.5	
South Dakota St.	11/15/19	*	30	8	11	.727	0	2	.000	1	3	.333	1	5	6	4.3	1	0	3	1	1	0	17	7.3	
Southern	11/22/19	*	34	2	5	.400	0	1	.000	1	3	.333	0	7	7	5.0	1	0	2	0	0	1	5	6.8	
vs. Washington St.	11/25/19	*	34	8	10	.800	2	3	.667	1	2	.500	1	6	7	5.4	3	0	0	3	0	0	19	9.2	
vs. George Mason	11/26/19	*	31	5	9	.556	2	4	.500	1	2	.500	0	1	1	4.7	0	0	0	0	0	1	13	9.8	
vs. South Florida	11/27/19	*	37	8	11	.727	1	1	1.000	9	11	.818	0	3	3	4.4	3	0	0	2	0	0	26	12.1	
at Georgia Tech	12/04/19	*	35	6	11	.545	0	1	.000	2	4	.500	2	9	11	5.3	2	0	2	3	0	2	14	12.4	
at Creighton	12/7/19	*	32	5	12	.417	0	2	.000	4	5	.800	1	4	5	5.2	1	0	1	1	0	0	14	12.6	
at Indiana	12/13/19	*	41	7	15	.467	2	6	.333	5	6	.833	0	6	6	5.3	2	0	3	0	0	0	21	13.4	
Purdue	12/15/19	*	36	4	11	.364	1	5	.200	0	0	.000	0	1	1	4.9	1	0	4	2	0	2	9	13.0	
North Dakota	12/21/19	*	33	4	7	.571	0	1	.000	2	2	1.000	0	2	2	4.7	2	0	0	1	1	1	10	12.8	
TAMU-Corpus Christi	12/29/19	*	30	4	8	.500	1	1	1.000	8	9	.889	0	3	3	4.5	0	0	0	0	1	2	17	13.1	
Rutgers	1/3/20	*	34	5	12	.417	2	4	.500	4	6	.667	1	2	3	4.4	1	0	1	0	0	1	16	13.3	
Iowa	1/7/20	*	34	4	8	.500	3	4	.750	3	8	.375	2	4	6	4.5	0	0	2	0	1	1	14	13.3	
at Northwestern	1/11/20	*	31	4	12	.333	1	4	.250	1	2	.500	0	1	1	4.3	2	0	0	2	1	3	10	13.1	
at No. 21 Ohio State	1/14/20	*	30	4	10	.400	1	4	.250	0	0	.000	0	3	3	4.2	1	0	1	1	0	0	9	12.9	
Indiana	1/18/20	*	34	4	10	.400	2	5	.400	0	1	.000	0	1	1	4.1	0	0	3	1	0	0	10	12.7	
at Wisconsin	1/21/20	*	21	1	5	.200	0	1	.000	0	0	.000	0	0	0	3.8	0	0	2	0	0	0	2	12.2	
at No. 24 Rutgers	1/25/20	*	26	3	9	.333	0	3	.000	4	4	1.000	0	2	2	3.8	1	0	2	2	0	0	10	12.1	
Michigan	1/28/20	*	33	7	11	.636	0	1	.000	3	4	.750	0	2	2	3.7	2	0	0	1	0	0	17	12.3	
No. 24 Penn State	2/1/20	*	35	5	10	.500	2	3	.667	3	6	.500	1	7	8	3.9	0	0	2	3	0	2	15	12.4	
at No. 17 Iowa	2/8/20	*	15	0	2	.000	0	0	.000	0	0	.000	0	0	0	3.7	2	0	1	0	0	0	0	11.9	
at No. 9 Maryland	2/11/20	*	26	7	11	.636	1	4	.250	5	6	.833	1	5	6	3.8	4	0	0	1	0	0	20	12.2	
Wisconsin	2/15/20	*	35	7	12	.583	1	2	.500	2	2	1.000	1	2	3	3.8	0	0	2	1	0	0	17	12.4	
Michigan State	2/20/20	*	31	4	9	.444	1	4	.250	5	6	.833	0	1	1	3.7	0	0	3	2	2	5	14	12.5	
Totals			26	819	117	237	.494	23	68	.338	67	99	.677	11	84	95	3.7	32	0	36	31	7	24	324	12.5

• Cayman Islands Classic All-Tournament Team

NOTING CHEATHAM

- One of NU's most experienced players, as he will make his 100th career start against Illinois
- Had 14 points, three assists and a career-high five steals against Michigan State
- Led NU with 17 points on 7-of-12 shooting against Wisconsin
- Bounced back from a calf injury and had a game-high 20 points on 7-of-11 shooting and six caroms at No. 9 Maryland
- Led NU with 15 points, including a pair of 3-pointers, eight boards and two steals vs. No. 24 Penn State
- Finished with 17 points on 7-of-11 shooting in the loss to Michigan
- Totaled 10 points, including a pair of 3-pointers, and three assists against Indiana
- Held to nine points and three boards in the loss to No. 21 Ohio State, snapping a streak of five straight games in double figures
- Had 13 of his 14 points in the first half in the win over Iowa and added six boards
- Paced NU with 16 points and three rebounds against Rutgers
- Led Nebraska with 17 points, including 8-of-9 from the foul line, in the win over Texas A&M-CC
- Came up big at Indiana, finishing with 21 points and six rebounds in a season-high 41 minutes of work
- Led NU with 14 points and added five boards at Creighton
- Recorded his first career double-double with 14 points and a career-high 11 rebounds at Georgia Tech
- Earned a spot on the Cayman Islands Classic All-Tournament team, averaging 19.3 points per game on 70 percent shooting along with 3.7 rebounds per game
- Scored a career-high 26 points in the win over South Florida, hitting 8-of-11 shots from the field and 9-of-11 from the foul line.
- Led NU with 19 points on 8-of-10 shooting along with seven rebounds in the victory over Washington State
- Shined in the win over South Dakota State with 17 points on 8-of-11 shooting, six boards and three assists
- Spent the 2018-19 season at Florida Gulf Coast, averaging 13.2 points and 4.8 rebounds per game, as he reached double figures eight times in 10 games before missing the rest of the season with a shoulder injury
- Began his collegiate career at Marquette, where he spent two-plus seasons, and was named the team's best defensive player in 2015-16 and 2016-17
- Earned All-Big East Freshman team honors, averaging 11.8 points, 3.4 rebounds and 2.2 assists per game as he started all 33 games
- Was a top-100 recruit by all the major recruiting services at Pembroke Pines Charter High School, where he averaged 24.0 points, 5.0 rebounds and 3.0 assists per game

MISC. STATS

Category	2019-20	Career*
Double-Figure Scoring	19	64
Double-Figure Rebounding	1	1
Double-Figure Assists	0	0
Double-Doubles	1	1
Led NU in Scoring	9	9
Led NU in Rebounding	3	3
Led NU in Assists	1	1
20+ Point Games	3	11
30+ Point Games	0	0

*Includes Marquette and Florida Gulf Coast

TOP PERFORMANCES OF 2019-20

Category	No.	Opponent (Date)
Points	26	vs. South Florida (11/27/19)
	21	at Indiana (12/13/19)
	20	at Maryland (2/11/20)
Rebounds	11	at Georgia Tech (12/4/19)
	8	Penn State (2/1/20)
	7	Southern (11/22/19)
	7	vs. Washington State (11/25/19)
Assists	4	Purdue (12/15/19)
	3	Michigan State (2/20/20)
	3	Indiana (1/18/20)
	3	UC Riverside (11/5/19)
	3	South Dakota State (11/15/19)
3	at Indiana (12/13/19)	


#23 JERVAY GREEN | 6-3 | 210 | Jr. | G | Denver, Colo.

CAREER STATS

Year	GP	GS	Total									Rebounds													
			Min	Avg	FG	FGA	Pct	3FG	3FGA	Pct	FT	FTA	Pct	Off	Def	Tot	Avg	PF	FO	Ast	TO	Blk	Stl	Pts	Avg
2019-20	22	12	533	24.2	67	166	.404	26	89	.292	16	32	.500	16	73	89	4.0	46	3	39	35	5	19	176	8.0
TOTAL	22	12	533	24.2	67	166	.404	26	89	.292	16	32	.500	16	73	89	4.0	46	3	39	35	5	19	176	8.0

2019-20 GAME BY GAME

Opponent	Date	GS	Min	TOTAL			3-PTS			REBOUNDS			PF	FO	A	TO	Blk	Stl	Pts	Avg					
				FG	FGA	Pct	3FG	3FGA	Pct	Off	Def	Tot									Avg				
UC Riverside	11/05/19	*	33	2	9	.222	1	5	.200	0	2	.000	1	1	2	2.0	5	1	2	3	2	5	5.0		
Southern Utah	11/09/19	*	46	6	18	.333	2	8	.250	4	6	.667	2	6	8	5.0	2	0	1	2	1	3	18	11.5	
South Dakota St.	11/15/19	*	24	3	7	.429	0	3	.000	0	0	.000	0	4	4	4.7	2	0	5	2	0	0	6	9.7	
Southern	11/22/19	*	36	7	12	.583	4	6	.667	4	7	.571	1	3	4	4.5	2	0	6	3	0	2	22	12.8	
vs. Washington St.	11/25/19	*	27	5	9	.556	3	5	.600	3	4	.750	2	6	8	5.2	3	0	2	1	0	0	16	13.4	
vs. George Mason	11/26/19	*	24	1	7	.143	0	5	.000	0	0	.000	1	3	4	5.0	3	0	5	2	0	1	2	11.5	
vs. South Florida	11/27/19	*	27	1	4	.250	1	3	.333	0	0	.000	0	3	3	4.7	1	0	0	3	0	0	3	10.3	
at Georgia Tech	12/04/19	*	34	4	13	.308	3	10	.300	0	2	.000	1	4	5	4.8	3	0	2	3	0	1	11	10.4	
at Creighton	12/7/19	*	32	3	8	.375	1	6	.167	3	5	.600	2	4	6	4.9	1	0	1	2	1	1	10	10.3	
at Indiana	12/13/19		DNP-Susp.																						
Purdue	12/15/19		DNP-Susp.																						
North Dakota	12/21/19		16	1	2	.500	1	1	1.000	0	0	.000	0	4	4	4.8	1	0	2	0	0	0	3	9.6	
TAMU-Corpus Christi	12/29/19		26	3	8	.375	0	2	.000	2	3	.667	1	2	3	4.6	3	0	2	2	0	2	8	9.5	
Rutgers	1/3/20		23	2	8	.250	2	6	.333	0	0	.000	1	2	3	4.5	2	0	2	1	0	2	6	9.2	
Iowa	1/7/20		DNP																						
at Northwestern	1/11/20		DNP																						
at No. 21 Ohio State	1/14/20		17	4	6	.667	2	3	.667	0	0	.000	1	3	4	4.5	0	0	0	1	0	0	10	9.2	
Indiana	1/18/20		7	1	2	.500	0	1	.000	0	0	.000	0	1	1	4.2	2	0	0	1	0	0	2	8.7	
at Wisconsin	1/21/20		12	0	3	.000	0	1	.000	0	0	.000	0	2	2	4.1	1	0	0	1	0	1	0	8.1	
at No. 24 Rutgers	1/25/20		18	5	7	.714	1	2	.500	0	2	.000	0	5	5	4.1	2	0	0	0	0	2	11	8.3	
Michigan	1/28/20		10	0	1	.000	0	1	.000	0	0	.000	0	1	1	3.9	5	1	0	1	0	0	0	7.8	
No. 24 Penn State	2/1/20		16	1	4	.250	0	2	.000	0	1	.000	1	3	4	3.9	1	0	1	2	0	0	2	7.5	
at No. 17 Iowa	2/8/20		27	8	12	.667	2	5	.400	0	0	.000	1	6	7	4.1	0	0	2	1	0	0	0	18	8.1
at No. 9 Maryland	2/11/20	*	35	4	12	.333	0	6	.000	0	0	.000	1	5	6	4.2	2	0	5	0	0	1	8	8.1	
Wisconsin	2/15/20	*	25	3	6	.500	1	2	.500	0	0	.000	0	4	4	4.2	0	0	0	2	0	1	7	8.0	
Michigan State	2/20/20	*	18	3	8	.375	2	6	.333	0	0	.000	0	1	1	4.0	5	1	1	2	0	0	8	8.0	
Totals			12	533	67	166	.404	26	89	.292	16	32	.500	16	73	89	4.0	46	3	39	35	5	19	176	8.0

NOTING GREEN

- Junior college transfer who has returned to the starting lineup in recent weeks
- Fouled out in just 18 minutes against Michigan State, finishing with eight points in just 18 minutes
- Had seven points and four rebounds in a start against Wisconsin
- Started at No. 9 Maryland and had eight points, six rebounds and five assists in 34 minutes
- Played well at No. 17 Iowa, finishing with 18 points on 8-of-12 shooting and seven boards in 27 minutes
- Has two points and four rebounds in 16 minutes against Penn State
- Played well at Rutgers, finishing with 11 points, five boards and two steals off the bench
- Hit 4-of-6 shots, including a pair of 3-pointers, in 17 minutes off the bench at No. 21 Ohio State
- Had eight points, two assists, two steals and two rebounds in 26 minutes vs. Texas A&M-Corpus Christi
- Had 10 points and six boards at Creighton
- Finished with 11 points, including a trio of 3-pointers and five rebounds against Georgia Tech
- Dished out five assists and grabbed four rebounds in the loss to George Mason
- Totaled 16 points and tied for the team lead with eight rebounds in the win over Washington State
- Keyed Nebraska's overtime win over Southern with a season-high 22 points, including four 3-pointers, along with six assists and four rebounds, as he scored six points in overtime
 - Turned in a solid all-around effort against South Dakota State with six points, five assists and four boards in 24 minutes
 - Nearly totaled a double-double against Southern Utah with 18 points and eight boards in 46 minutes
 - Rated as the top combo guard and No. 8 overall JC player in the country according to JUCORrecruiting.com
 - Spent two seasons at Western Nebraska Community College, where he totaled 1,278 points to rank second in school history, while also finishing in the top-10 on career charts for assists (fifth, 297), steals (seventh, 114) and 3-pointers (sixth, 134)
 - Earned NJCAA All-America honors as a sophomore, averaging 23.6 points, 5.7 rebounds and 5.3 assists per game
 - Region IX Co-Player of the Year finished eighth nationally in scoring and totaled six 30-point games in 2018-19
 - Third Western Nebraska CC product to play at NU, joining Bernard Garner, who played on a pair of postseason squads in the mid-1990s and Mike Peltz, who walked on the team during the 2012-13 and 2013-14 seasons
 - Attended George Washington High School in Denver where he averaged nearly 20 points, four rebounds, four assists and three steals for a team that went 25-3 and was the Class 5A runner-up as a senior

MISC. STATS

Category	2019-20	Career
Double-Figure Scoring	8	8
Double-Figure Rebounding	0	0
Double-Figure Assists	0	0
Double-Doubles	0	0
Led NU in Scoring	2	2
Led NU in Rebounding	2	2
Led NU in Assists	2	2
20+ Point Games	1	1
30+ Point Games	0	0

TOP PERFORMANCES OF 2019-20

Category	No.	Opponent (Date)
Points	22	Southern (11/22/19)
	18	at Iowa (2/8/20)
	18	Southern Utah (11/9/19)
	16	vs. Washington State (11/25/19)
Rebounds	8	Southern Utah (11/9/19)
	8	vs. Washington State (11/25/19)
	7	at Iowa (2/8/20)
	6	at Creighton (12/7/19)
	6	at Maryland (2/11/20)
Assists	6	Southern (11/22/19)
	5	at Maryland (2/11/20)
	5	vs. George Mason (11/26/19)
	5	South Dakota State (11/15/19)



#24 YVAN OUEDRAOGO | 6-9 | 260 | Fr. | F | Bordeaux, France

CAREER STATS

Year	Total											Rebounds													
	GP	GS	Min	Avg	FG	FGA	Pct	3FG	3FGA	Pct	FT	FTA	Pct	Off	Def	Tot	Avg	PF	FO	Ast	TO	Blk	Stl	Pts	Avg
2019-20	26	24	539	20.7	57	134	.425	0	0	.000	31	63	.492	70	86	156	6.0	41	0	15	38	8	9	145	5.6
TOTAL	26	24	539	20.7	57	134	.425	0	0	.000	31	63	.492	70	86	156	6.0	41	0	15	38	8	9	145	5.6

2019-20 GAME BY GAME

Opponent	Date	GS	Min	TOTAL			3-PTS			REBOUNDS			PF	FO	A	TO	Blk	Stl	Pts	Avg				
				FG	FGA	Pct	3FG	3FGA	Pct	FT	FTA	Pct									Off	Def	Tot	Avg
UC Riverside	11/05/19	*	21	4	6	.667	0	0	.000	1	4	.250	0	3	3	3.0	1	0	1	1	2	9	9.0	
Southern Utah	11/09/19	*	14	1	6	.167	0	0	.000	0	0	.000	2	3	5	4.0	1	0	0	2	0	2	5.5	
South Dakota St.	11/15/19	*	21	3	7	.429	0	0	.000	0	1	.000	6	6	12	6.7	4	0	2	5	0	6	5.7	
Southern	11/22/19	*	22	3	4	.750	0	0	.000	5	7	.714	1	3	4	6.0	0	0	0	1	0	11	7.0	
vs. Washington St.	11/25/19	*	14	2	4	.500	0	0	.000	0	2	.000	1	0	1	5.0	1	0	0	2	0	4	6.4	
vs. George Mason	11/26/19	*	20	1	2	.500	0	0	.000	0	0	.000	3	2	5	5.0	1	0	0	1	2	2	5.7	
vs. South Florida	11/27/19	*	24	2	3	.667	0	0	.000	2	2	1.000	1	4	5	5.0	2	0	0	1	0	0	6	5.7
at Georgia Tech	12/04/19	*	23	1	5	.200	0	0	.000	1	4	.250	4	3	7	5.3	0	0	1	2	0	1	3	5.4
at Creighton	12/7/19	*	12	1	5	.200	0	0	.000	0	2	.000	1	2	3	5.0	1	0	0	1	0	0	2	5.0
at Indiana	12/13/19	*	32	4	11	.364	0	0	.000	1	4	.250	5	5	10	5.5	4	0	1	2	0	1	9	5.4
Purdue	12/15/19	*	17	3	6	.500	0	0	.000	0	0	.000	0	5	5	5.5	0	0	0	0	0	0	6	5.5
North Dakota	12/21/19	*	25	3	10	.300	0	0	.000	3	6	.500	4	5	9	5.8	1	0	1	1	0	0	9	5.8
TAMU-Corpus Christi	12/29/19	*	25	3	5	.600	0	0	.000	5	7	.714	6	8	14	6.4	3	0	1	2	0	0	11	6.2
Rutgers	1/3/20	*	21	2	5	.400	0	0	.000	0	0	.000	3	1	4	6.2	1	0	0	1	0	0	4	6.0
Iowa	1/7/20	*	22	2	4	.500	0	0	.000	1	2	.500	0	7	7	6.3	2	0	3	3	0	1	5	5.9
at Northwestern	1/11/20	*	19	2	5	.400	0	0	.000	0	0	.000	3	5	8	6.4	3	0	0	0	0	0	4	5.8
at No. 21 Ohio State	1/14/20	*	30	4	8	.500	0	0	.000	2	3	.667	4	1	5	6.3	2	0	2	2	1	0	10	6.1
Indiana	1/18/20	*	22	2	4	.500	0	0	.000	0	0	.000	2	3	5	6.2	1	0	0	1	0	0	4	5.9
at Wisconsin	1/21/20	*	19	0	2	.000	0	0	.000	3	4	.750	5	3	8	6.3	1	0	2	2	0	0	3	5.8
at No 24 Rutgers	1/25/20	*	25	1	5	.200	0	0	.000	0	0	.000	2	2	4	6.2	2	0	0	3	0	1	2	5.6
Michigan	1/28/20	*	17	0	4	.000	0	0	.000	0	0	.000	0	1	1	6.0	2	0	0	1	0	0	0	5.3
No. 24 Penn State	2/1/20	*	20	2	3	.667	0	0	.000	2	4	.500	1	5	6	6.0	2	0	0	0	0	1	6	5.4
at No. 17 Iowa	2/8/20	*	18	1	5	.200	0	0	.000	0	0	.000	4	0	4	5.9	1	0	0	0	0	0	2	5.2
at No. 9 Maryland	2/11/20	*	16	3	3	1.000	0	0	.000	1	2	.500	2	2	4	5.8	3	0	0	1	0	0	7	5.3
Wisconsin	2/15/20	*	19	3	6	.500	0	0	.000	2	6	.333	4	6	10	6.0	0	0	1	2	1	0	8	5.4
Michigan State	2/20/20	*	21	4	6	.667	0	0	.000	2	3	.667	6	1	7	6.0	2	0	0	2	2	0	10	5.6
Totals		24	539	57	134	.425	0	0	.000	31	63	.492	70	86	156	6.0	41	0	15	38	8	9	145	5.6

NOTING OUEDRAOGO

- Freshman who doesn't turn 18 until following the Big Ten Tournament and is believed to be the youngest player in the Big Ten
- Returned to the starting lineup and had 10 points on 4-of-6 shooting and seven boards vs. Michigan State
- Nearly had a double-double against Wisconsin with 10 rebounds and eight points in 19 minutes of work
- Came off the bench at No. 9 Maryland and had seven points on 3-of-3 shooting and four boards in 16 minutes
- Totaled six points and six rebounds in 20 minutes vs. No. 24 Penn State
- Grabbed eight rebounds, including five off the offensive glass, in 19 minutes at Wisconsin
- Tallied 10 points and five rebounds in 30 minutes in the loss at No. 21 Ohio State
- Grabbed eight rebounds and had four points in 19 minutes at Northwestern
- Recorded his first double-double - and the first by a Husker freshman since 2013 - with 11 points and a career-high 14 rebounds against Texas A&M-Corpus Christi
- Came come to a double double with nine points and nine rebounds in 25 minutes vs. North Dakota
- Nearly posted a double-double in his Big Ten debut, finishing with nine points and a team-high 10 boards in a career-high 33 minutes at Indiana
- Grabbed seven rebounds and added three points at Georgia Tech
- Totaled six points and a team-high five rebounds in the win over South Florida
- Reached double figures for the first time in his career with 11 points, including six in overtime, and four rebounds against Southern
- Grabbed a season-high 12 rebounds and scored six points in 21 minutes vs. South Dakota State
- Totaled nine points and five boards in his collegiate debut against UC Riverside
- Spent the summer playing for the French U-18 National Team, helping France to a 6-1 record and fifth-place finish at the European Championships
- Attended the National Institute of Sport, Expertise and Performance (INSEP), a program which produced Clint Capela, Boris Diaw and Tony Parker, among others
- Represented France in the 2018 FIBA U-16 European Championships, when he averaged 12.7 points and 9.7 rebounds per game to earn team MVP honors

MISC. STATS

Category	2019-20	Career
Double-Figure Scoring	4	4
Double-Figure Rebounding	4	4
Double-Figure Assists	0	0
Double-Doubles	1	1
Led NU in Scoring	0	0
Led NU in Rebounding	9	9
Led NU in Assists	0	0
20+ Point Games	0	0
30+ Point Games	0	0

TOP PERFORMANCES OF 2019-20

Category	No.	Opponent (Date)
Points	11	Texas A&M-CC (12/29/19)
	11	Southern (11/22/19)
	10	at Ohio State (1/14/20)
	10	Michigan State (2/20/20)
Rebounds	14	Texas A&M-CC (12/29/19)
	12	South Dakota State (11/15/19)
	10	at Indiana (12/13/19)
	10	Wisconsin (2/15/20)
Blocks	2	vs. George Mason (11/26/19)
	1	UC Riverside (11/5/19)
	1	Southern (11/22/19)
	1	at Northwestern (1/21/20)


#25 MATEJ KAVAS | 6-8 | 200 | Sr. | F | Ljubljana, Slovenia

CAREER STATS

Year	GP	GS	Total										Rebounds							PF	FO	Ast	TO	Blk	Stl	Pts	Avg
			Min	Avg	FG	FGA	Pct	3FG	3FGA	Pct	FT	FTA	Pct	Off	Def	Tot	Avg										
2016-17*	27	0	549	20.3	81	185	.438	42	104	.404	29	42	.690	11	68	79	2.9	51	2	15	23	9	6	233	8.6		
2017-18*	33	31	1038	31.5	171	361	.474	91	196	.464	68	86	.791	38	131	169	5.1	100	1	41	67	7	13	501	15.2		
2018-19*	24	16	555	23.1	82	179	.458	44	96	.458	38	48	.792	14	96	110	4.6	33	0	16	20	1	6	246	10.3		
2019-20	22	1	318	14.5	38	99	.384	23	68	.338	17	25	.680	1	25	26	1.2	23	0	12	8	2	3	116	5.3		
TOTAL	22	1	318	14.5	38	99	.384	23	68	.338	17	25	.680	1	25	26	1.2	23	0	12	8	2	3	116	5.3		
All*	106	48	2466	23.3	372	824	.451	200	464	.431	152	201	.756	64	320	384	3.6	207	3	84	118	19	28	1096	10.3		

2019-20 GAME BY GAME

Opponent	Date	GS	Min	TOTAL			3-PTS			REBOUNDS			PF	FO	A	TO	Blk	Stl	Pts	Avg				
				FG	FGA	Pct	3FG	FGA	Pct	FT	FTA	Pct									Off	Def	Tot	Avg
UC Riverside	11/05/19	25	3	5	.600	2	3	.667	2	3	.667	0	1	1	1.0	1	0	1	0	10	10.0			
Southern Utah	11/09/19	19	0	3	.000	0	2	.000	2	4	.500	0	2	2	1.5	2	0	0	0	2	6.0			
South Dakota St.	11/15/19	17	1	6	.167	0	4	.000	0	0	.000	0	3	3	2.0	1	0	1	0	2	4.7			
Southern	11/22/19	21	3	6	.500	3	6	.500	1	1	1.000	0	1	1	1.8	0	0	2	1	10	6.0			
vs. Washington St.	11/25/19	14	1	3	.333	0	1	.000	0	0	.000	0	0	0	1.4	2	0	0	0	2	5.2			
vs. George Mason	11/26/19	16	2	7	.286	1	4	.250	5	6	.833	0	2	2	1.5	2	0	2	0	10	6.0			
vs. South Florida	11/27/19	17	3	4	.750	0	0	.000	0	0	.000	0	0	0	1.3	0	0	1	0	6	6.0			
at Georgia Tech	12/04/19	12	0	3	.000	0	2	.000	0	0	.000	0	1	1	1.3	1	0	1	0	0	5.3			
at Creighton	12/7/19	24	4	8	.500	3	7	.429	0	0	.000	0	0	0	1.1	2	0	1	1	11	5.9			
at Indiana	12/13/19	10	0	3	.000	0	3	.000	0	0	.000	0	0	0	1.0	2	0	0	0	0	5.3			
Purdue	12/15/19	18	2	8	.250	0	4	.000	0	0	.000	0	3	3	1.2	0	0	1	1	0	4	5.2		
North Dakota	12/21/19	17	4	5	.800	4	5	.800	0	0	.000	0	0	0	1.1	1	0	0	0	1	12	5.8		
TAMU-Corpus Christi	12/29/19	18	4	9	.444	2	6	.333	0	1	.000	1	4	5	1.4	3	0	1	2	0	10	6.1		
Rutgers	1/3/20	12	1	5	.200	1	5	.200	0	0	.000	0	0	0	1.3	1	0	0	0	0	3	5.9		
Iowa	1/7/20	7	0	0	.000	0	0	.000	0	0	.000	0	0	0	1.2	0	0	1	0	0	5.5			
at Northwestern	1/11/20	12	2	5	.400	2	4	.500	3	4	.750	0	1	1	1.2	1	0	0	0	0	9	5.7		
at No. 21 Ohio State	1/14/20	7	0	1	.000	0	0	.000	0	0	.000	0	0	0	1.1	0	0	0	0	0	5.4			
Indiana	1/18/20	3	0	2	.000	0	1	.000	0	0	.000	0	0	0	1.1	0	0	0	0	0	5.1			
at Wisconsin	1/21/20	DNP																						
at No. 24 Rutgers	1/24/20	DNP																						
Michigan	1/28/20	DNP																						
No. 24 Penn State	2/1/20	8	3	4	.750	2	3	.667	0	0	.000	0	2	2	1.1	2	0	2	0	0	8	5.2		
at No. 17 Iowa	2/8/20	21	2	6	.333	1	4	.250	1	3	.333	0	3	3	1.2	1	0	0	0	0	6	5.3		
at No. 9 Maryland	2/11/20	19	3	6	.500	2	4	.500	3	3	1.000	0	2	2	1.2	1	0	1	0	0	11	5.5		
Wisconsin	2/15/20	1	0	0	.000	0	0	.000	0	0	.000	0	0	0	1.2	0	0	0	0	0	5.3			
Michigan State	2/20/20	DNP (Injury)																						
Totals		1	318	38	99	.384	23	68	.338	17	25	.680	1	25	26	1.2	23	0	12	8	2	3	116	5.3

NOTING KAVAS

- Graduate transfer who will miss the remainder of the 2019-20 season with a hand injury suffered against Wisconsin on Feb. 15
- Shined in the 72-70 loss to No. 9 Maryland with a Big Ten-high 11 points in 19 minutes off the bench
- Had six points and three boards in 21 minutes off the bench at No. 17 Iowa
- Played for the first time since Jan. 18 against No. 24 Penn State and had eight points in eight minutes of work
- Came off the bench and had nine points in 13 minutes at Northwestern
- Reached double figures for the second straight game with 10 points and a season-high five boards against Texas A&M-Corpus Christi
- Nearly rallied the Huskers back against North Dakota, hitting three of his four 3-pointers in the final eight minutes, including one which gave the Huskers a 71-69 lead, as he finished with a season-high 12 points on 4-of-5 shooting
- Set then-season highs in points (11) and 3-pointers (three) in 24 minutes at Creighton
- Made his first start as a Husker against South Florida, finishing with six points on 3-of-4 shooting in 17 minutes
- Had 10 points, two rebounds and two assists in the loss to George Washington
- Went over 1,000 career points with 10 points, including a trio of 3-pointers, in 21 minutes against Southern
- Reached double figures in his Husker debut with 10 points in 25 minutes against UC Riverside
- Spent four seasons at Seattle University before graduating in the summer of 2019, totaling nearly 1,000 points, including 177 3-pointers
- Was a preseason All-WAC pick before missing significant time with a shin injury in 2018-19, but still averaged 10.3 points and 4.6 rebounds per game while shooting 46 percent from 3-point range
- Named second-team All-WAC as a sophomore, averaging 15.2 points, 5.1 rebounds and 1.2 assists per game while pacing the conference in both 3-point percentage (.464) and 3-pointers per game (2.8)
 - Was WAC Freshman of the Year in 2016-17, averaging 8.6 points per game while shooting 40 percent from 3-point range
 - His older brother (Andraz) plays professionally overseas after his college career at Harding (Ark.) University

MISC. STATS

Category	2019-20	Career*
Double-Figure Scoring	7	62
Double-Figure Rebounding	0	3
Double-Figure Assists	0	0
Double-Doubles	0	2
Led NU in Scoring	0	0
Led NU in Rebounding	0	0
Led NU in Assists	0	0
20+ Point Games	0	12
30+ Point Games	0	0

**Includes Seattle*
TOP PERFORMANCES OF 2019-20

Category	No.	Opponent (Date)
Points	12	North Dakota (12/21/19)
	11	at Creighton (12/7/19)
	11	at Maryland (2/11/20)
Rebounds	5	Texas A&M-CC (12/29/19)
	3	at Iowa (2/8/20)
	3	Purdue (12/15/19)
	3	South Dakota State (11/15/19)
Assists	2	vs. George Mason (11/26/19)
	2	Penn State (2/1/20)



#30 CHARLIE EASLEY | 6-2 | 190 | Fr. | G | Lincoln, Neb.

CAREER STATS

Year	GP	GS	Total			Rebounds										PF	FO	Ast	TO	Blk	Stl	Pts	Avg		
			Min	Avg	FG	FGA	Pct	3FG	3FGA	Pct	FT	FTA	Pct	Off	Def									Tot	Avg
2019-20	22	1	213	9.7	13	43	.302	5	26	.192	13	18	.722	3	11	14	0.6	21	0	10	7	1	16	44	2.0
TOTAL	22	1	213	9.7	13	43	.302	5	26	.192	13	18	.722	3	11	14	0.6	21	0	10	7	1	16	44	2.0

2019-20 GAME BY GAME

Opponent	Date	GS	Min	TOTAL			3-PTS			REBOUNDS			PF	FO	A	TO	Blk	Stl	Pts	Avg			
				FG	FGA	Pct	3FG	FGA	Pct	FT	FTA	Pct									Off	Def	Tot
UC Riverside	11/05/19	1	0	0	.000	0	0	.000	0	0	.000	1	0	1	1.0	0	0	0	1	0	0	0	0.0
Southern Utah	11/9/19	DNP																					
South Dakota St.	11/15/19	1	0	0	.000	0	0	.000	0	0	.000	0	0	0	0.5	0	0	0	0	0	0	0	0.0
Southern	11/22/19	DNP																					
vs. Washington State	11/25/19	DNP																					
vs. George Mason	11/26/19	1	0	0	.000	0	0	.000	0	0	.000	0	0	0	0.3	0	0	0	0	0	0	0	0.0
vs. South Florida	11/27/19	DNP																					
at Georgia Tech	12/04/19	1	0	0	.000	0	0	.000	0	0	.000	0	0	0	0.3	0	0	0	1	0	0	0	0.0
at Creighton	12/7/19	4	2	2	1.000	0	0	.000	0	0	.000	0	0	0	0.2	0	0	1	0	0	0	4	0.8
at Indiana	12/13/19	2	0	1	.000	0	0	.000	0	0	.000	0	0	0	0.2	2	0	0	0	0	0	0	0.7
Purdue	12/15/19	10	0	0	.000	0	0	.000	2	2	1.000	0	1	1	0.3	0	0	0	0	0	0	2	0.9
North Dakota	12/21/19	2	0	0	.000	0	0	.000	0	0	.000	0	0	0	0.3	0	0	0	0	0	0	0	0.8
TAMU-Corpus Christi	12/29/19	8	1	3	.333	1	3	.333	0	0	.000	0	0	0	0.2	0	0	1	0	0	0	3	1.0
Rutgers	1/3/20	3	1	2	.500	0	1	.000	3	3	1.000	0	0	0	0.2	0	0	0	0	0	1	5	1.4
Iowa	1/7/20	16	0	3	.000	0	3	.000	1	2	.500	0	1	1	0.3	2	0	1	0	0	2	1	1.4
at Northwestern	1/11/20	12	1	3	.333	0	1	.000	0	0	.000	0	0	0	0.3	0	0	1	0	0	0	2	1.4
at No. 21 Ohio State	1/14/20	9	0	0	.000	0	0	.000	0	0	.000	0	0	0	0.2	1	0	1	0	0	0	0	1.3
Indiana	1/18/20	16	2	4	.500	2	3	.667	2	2	1.000	1	0	1	0.3	2	0	0	0	0	3	8	1.8
at Wisconsin	1/21/20	22	0	2	.000	0	1	.000	0	0	.000	0	2	2	0.4	2	0	1	0	0	0	0	1.7
at No. 24 Rutgers	1/25/20	24	2	7	.286	1	5	.200	2	2	1.000	0	2	2	0.5	4	0	0	0	0	0	7	2.0
Michigan	1/28/20	15	0	0	.000	0	0	.000	0	0	.000	0	1	1	0.5	1	0	0	0	0	3	0	1.9
No. 24 Penn State	2/1/20	19	0	3	.000	0	2	.000	1	3	.333	0	0	0	0.5	2	0	1	1	0	2	1	1.8
at No. 17 Iowa	2/8/20	15	2	5	.400	1	3	.333	2	2	1.000	0	2	2	0.6	0	0	3	1	0	1	7	2.1
at No. 9 Maryland	2/11/20	6	0	1	.000	0	1	.000	0	1	.000	0	1	1	0.6	3	0	0	0	0	1	0	2.0
Wisconsin	2/15/20	12	1	4	.250	0	1	.000	0	0	.000	1	0	1	0.6	2	0	1	0	1	2	2	2.0
Michigan State	2/20/20	14	1	3	.333	0	2	.000	0	0	.000	0	1	1	0.6	0	0	1	1	0	1	2	2.0
Totals	1	213	13	43	.302	5	26	.192	13	18	.722	3	11	14	0.6	21	0	10	7	1	16	44	2.0

NOTING EASLEY

- True freshman who walked on to the team after a prolific high school career at Lincoln Pius X High School
- Was put on scholarship for the spring semester on Jan. 10
- Had two points, one rebound and a steal in 14 minutes against Michigan State
- Had an assist and two steals in 12 minutes of work against Wisconsin
- Finished with seven points, a season-high three assists and two boards in 15 minutes at No. 17 Iowa
- Made his first career start against Penn State, playing 19 minutes against the Nittany Lions
- Had three steals in 15 minutes of work against Michigan
- Totaled seven points and two boards in a season-high 23 minutes at Rutgers
- Played a career-high 22 minutes against Wisconsin, grabbed two rebounds, but going scoreless
- Keyed NU's second-half comeback against Indiana with a career-high eight points and three steals in 16 minutes
- Dished out an assist in nine minutes at No. 21 Ohio State
- Had two points and an assist in 12 minutes at Northwestern
- Played a key role in the win over Iowa, playing a career-high 16 minutes and recording a pair of steals
- Had a season-high five points and a steal in three minutes of work against Rutgers
- Played eight minutes in the win over Texas A&M-CC, hitting his first career 3-pointer in the process
- Saw his most extensive action in the win over Purdue, playing nine minutes and scoring a pair of points
- Played two minutes against Indiana, but missed his only shot from the field
- Had four points and an assist in four minutes against Creighton
- Saw action in the loss at Georgia Tech
- Played against George Mason, but had no stats in the loss to the Patriots
- Saw action in NU's win over South Dakota State, but did not score
- Played the final minute of NU's season opener against UC Riverside
- Was a three-year starter who finished with a school-record 1,412 points
- Guided Pius X to a 27-2 record and a Class B state title in 2019 after averaging 23.3 points, 6.1 rebounds, 4.1 assists and 3.1 steals per game
- Was AAU teammates with fellow Husker freshmen Akol Arop, Jace Piatkowski and Bret Porter

MISC. STATS

Category	2019-20	Career
Double-Figure Scoring	0	0
Double-Figure Rebounding	0	0
Double-Figure Assists	0	0
Double-Doubles	0	0
Led NU in Scoring	0	0
Led NU in Rebounding	0	0
Led NU in Assists	0	0
20+ Point Games	0	0
30+ Point Games	0	0

TOP PERFORMANCES OF 2019-20

Category	No.	Opponent (Date)
Points	8	Indiana (1/18/20)
	7	at Rutgers (1/24/20)
	7	at Iowa (2/8/20)
Rebounds	2	at Wisconsin (1/21/20)
	2	at Rutgers (1/24/20)
	2	at Iowa (2/8/20)
Assists	3	at Iowa (2/8/20)



#34 THORIR THORBJARNARSON | 6-6 | 205 | Jr. | G | Reykjavik, Iceland

CAREER STATS

Year	Total										Rebounds														
	GP	GS	Min	Avg	FG	FGA	Pct	3FG	3FGA	Pct	FT	FTA	Pct	Off	Def	Tot	Avg	PF	FO	Ast	TO	Blk	Stl	Pts	Avg
2017-18	9	0	19	2.1	3	7	.429	2	5	.400	0	0	.000	1	3	4	0.4	4	0	3	1	0	1	8	0.9
2018-19	25	7	307	12.3	19	56	.339	4	23	.174	8	12	.667	10	43	53	2.1	25	0	29	13	5	14	50	2.0
2019-20	26	18	721	27.7	82	173	.474	42	102	.412	23	32	.719	15	104	119	4.6	51	1	30	28	2	28	229	8.8
TOTAL	60	25	1047	17.5	104	236	.441	48	130	.369	31	44	.705	26	150	176	2.9	80	1	62	42	7	43	287	4.8

2019-20 GAME BY GAME

Opponent	Date	GS	Min	TOTAL			3-PTS			REBOUNDS			PF	FO	A	TO	Blk	Stl	Pts	Avg				
				FG	FGA	Pct	3FG	3FGA	Pct	FT	FTA	Pct									Off	Def	Tot	Avg
UC Riverside	11/05/19	15	0	0	.000	0	0	.000	1	3	4	4.0	0	0	1	0	0	0	0	0.0				
Southern Utah	11/09/19	22	2	3	.667	1	2	.500	2	2	1.000	0	4	4	4.0	1	0	0	1	7	3.5			
South Dakota St.	11/15/19	16	2	6	.333	1	4	.250	0	0	.000	0	4	4	4.0	2	0	1	0	5	4.0			
Southern	11/22/19	24	2	3	.667	2	2	1.000	1	2	.500	0	2	2	3.5	3	0	0	1	0	7	4.8		
vs. Washington St.	11/25/19	17	1	2	.500	1	1	1.000	0	0	.000	0	2	2	3.2	2	0	0	1	0	3	4.4		
vs. George Mason	11/26/19	20	1	3	.333	0	1	.000	0	1	.000	0	4	4	3.3	1	0	0	1	0	2	4.0		
vs. South Florida	11/27/19	17	2	5	.400	0	2	.000	0	0	.000	0	3	3	3.3	1	0	0	0	0	4	4.0		
at Georgia Tech	12/04/19	21	4	7	.571	1	2	.500	2	2	1.000	2	5	7	3.8	2	0	0	3	1	2	11	4.9	
at Creighton	12/7/19	* 24	4	5	.800	4	5	.800	0	0	.000	0	3	3	3.7	2	0	0	1	0	0	12	5.7	
at Indiana	12/13/19	* 42	7	12	.583	3	5	.600	0	0	.000	0	1	1	3.4	4	0	1	1	0	0	17	6.8	
Purdue	12/15/19	* 29	3	8	.375	2	6	.333	5	6	.833	0	5	5	3.5	2	0	0	2	0	0	13	7.4	
North Dakota	12/21/19	* 22	1	5	.200	0	3	.000	0	0	.000	0	1	1	3.3	0	0	2	1	0	2	2	6.9	
TAMU-Corpus Christi	12/29/19	* 24	3	7	.429	2	4	.500	0	0	.000	0	4	4	3.4	2	0	1	0	0	4	8	7.0	
Rutgers	1/3/20	* 28	2	5	.400	1	2	.500	0	0	.000	0	4	4	3.4	1	0	5	1	0	1	5	6.9	
Iowa	1/7/20	* 36	6	9	.667	3	6	.500	2	4	.500	1	8	9	3.8	3	0	1	2	0	2	17	7.5	
at Northwestern	1/11/20	* 32	2	4	.500	1	3	.333	0	0	.000	0	7	7	4.0	5	1	2	1	0	2	5	7.4	
at No. 21 Ohio State	1/14/20	* 32	5	11	.455	5	8	.625	0	0	.000	0	6	6	4.1	2	0	3	0	0	0	15	7.8	
Indiana	1/18/20	* 37	5	9	.556	1	5	.200	2	2	1.000	1	8	9	4.4	4	0	3	2	0	3	13	8.1	
at Wisconsin	1/21/20	* 32	4	8	.500	1	5	.200	3	5	.600	2	1	3	4.3	3	0	0	1	0	1	12	8.3	
at No. 24 Rutgers	1/25/20	* 37	6	11	.545	5	8	.625	0	0	.000	1	7	8	4.5	1	0	0	0	0	1	17	8.8	
Michigan	1/28/20	* 37	3	6	.500	1	3	.333	1	2	.500	1	7	8	4.7	1	0	3	2	0	1	8	8.7	
No. 24 Penn State	2/1/20	* 29	4	7	.571	2	3	.667	2	3	.667	1	4	5	4.7	1	0	1	1	0	0	12	8.9	
at No. 17 Iowa	2/8/20	* 23	2	6	.333	0	3	.000	2	2	1.000	0	1	1	4.5	3	0	1	1	0	2	6	8.7	
at No. 9 Maryland	2/11/20	* 38	6	11	.545	3	8	.375	0	0	.000	4	3	7	4.6	2	0	2	2	0	1	15	9.0	
Wisconsin	2/15/20	* 28	3	9	.333	2	6	.333	0	0	.000	0	3	3	4.6	2	0	2	3	0	2	8	9.0	
Michigan State	2/20/20	* 39	2	11	.182	0	5	.000	1	1	1.000	1	4	5	4.6	1	0	1	1	0	1	5	8.8	
Totals		18	721	82	173	.474	42	102	.412	23	32	.719	15	104	119	4.6	51	1	30	28	2	28	229	8.8

NOTING THORBJARNARSON


- Returnee who ranks among the Big Ten leaders in 3-point shooting and possesses a high basketball IQ
- Was held to five points, but added five boards against Michigan State
- Had eight points, three rebounds, two assists and two steals against Wisconsin
- Finished with 15 points and a team-high seven rebounds at No. 9 Maryland
- Totaled 12 points and five rebounds in the loss to No. 24 Penn State
- Matched his career highs in both points (17) and 3-pointers (five) while grabbing eight boards at Rutgers
- Reached double figures for the third straight game with 12 points and three rebounds at Wisconsin
- Played one of his best all-around games with 13 points, a team-high nine rebounds, three assists and three steals against Indiana
- Connected on a career-high five 3-pointers, as he finished with 15 points and six boards at No. 21 Ohio State
- Propelled the Huskers to a win over Iowa with season highs in points (17) and rebounds (nine), hitting consecutive 3-pointers after Iowa tied the score at 59
- Totaled 13 points, including a pair of 3-pointers, and five rebounds in a start against Purdue
- Put together a career night at Indiana with 17 points, including three 3-pointers, in 42 minutes, marking his third straight career high in scoring
- Posted his second straight career high with 12 points on 4-of-5 shooting from 3-point range at Creighton
- Totaled 11 points on 4-of-7 shooting and seven boards in 21 minutes at Georgia Tech
- Played for the Iceland National Team during the Games of the Small States of Europe in the summer of 2019, averaging 10 points per game
- Was in the rotation during the second half of the 2018-19 season, playing in 25 contests, including seven starts
- Averaged 2.0 points, 2.1 rebounds and 1.2 assists per game, while posting a 2.2-to-1 assist-to-turnover ratio
- Closed his sophomore year with eight points, three assists and two steals in a start against TCU in the 2019 NIT
- Saw limited time as a freshman, appearing in nine games and totaling eight points, four rebounds and three assists
- Nebraska's first scholarship player from Iceland and one of the few players from the nation on Division I teams
- Played for KR Reykjavik in the Icelandic League for three years (2015-17), helping the team to three straight titles and a pair of Icelandic Cups in 2016 and 2017
- Averaged 10.2 points, 2.6 rebounds and 1.9 assists per game for a team that went 26-8 and won the league championship in the top pro league in the country in 2016-17

MISC. STATS

Category	2019-20	Career
Double-Figure Scoring	11	11
Double-Figure Rebounding	0	1
Double-Figure Assists	0	0
Double-Doubles	0	0
Led NU in Scoring	2	2
Led NU in Rebounding	6	7
Led NU in Assists	0	1
20+ Point Games	0	0
30+ Point Games	0	0

TOP PERFORMANCES OF 2019-20

Category	No.	Opponent (Date)
Points	17	at Indiana (12/13/19)
	17	Iowa (1/3/20)
	17	at Rutgers (1/24/20)
	15	at Ohio State (1/14/20)
	15	at Maryland (2/11/20)
Rebounds	9	Iowa (1/3/20)
	9	Indiana (1/18/20)
	8	at Rutgers (1/24/20)
	8	Michigan (1/28/20)
Assists	5	Rutgers (1/3/20)
	3	at Ohio State (1/14/20)
	3	Indiana (1/18/20)
	3	Michigan (1/28/20)



#21 JACE PIATKOWSKI | 6-4 | 175 | Fr. | G | Omaha, Neb.


CAREER STATS

Year	GP	GS	Min	Avg	Total					Rebounds					PF	FO	Ast	TO	Blk	Stl	Pts	Avg
					FG	FGA	Pct	3FG	3FGA	Pct	FT	FTA	Pct	Off								
2019-20	Has not played																					

2019-20 GAME BY GAME

NOTING PIATKOWSKI

- Walk-on who is expected to redshirt during the 2019-20 season
- Played at Elkhorn South, averaging 18.6 points and 3.3 rebounds per game as a senior, highlighted by a 36-point performance against Lincoln High, to earn honorable-mention all-state honors from the Omaha World-Herald
- Was AAU teammates with fellow Husker freshmen Akol Arop, Charlie Easley and Bret Porter
- His father (Eric) played at Nebraska from 1991-94 and spent 14 years in the NBA
- The elder Piatkowski ranks second in school history with 1,934 points and was a two-time All-Big Eight pick and 1994 Big Eight Tournament MVP



#44 BRET PORTER | 6-6 | 215 | Fr. | F | Omaha, Neb.

CAREER STATS

Year	GP	GS	Min	Avg	Total					Rebounds					PF	FO	Ast	TO	Blk	Stl	Pts	Avg
					FG	FGA	Pct	3FG	3FGA	Pct	FT	FTA	Pct	Off								
2019-20	Has not played																					

2019-20 GAME BY GAME

NOTING PORTER

- Walk-on who is expected to redshirt during the 2019-20 season
- Returned from a torn ACL in June of 2018 to play as a senior, averaging 6.2 points and 4.4 rebounds as Millard North High School reached the district final
- Enjoyed a strong junior season, averaging 13.5 points and 7.5 rebounds per game for the Mustangs
- Was AAU teammates with fellow Husker freshmen Akol Arop, Jace Piatkowski and Charlie Easley
- Is a fourth-generation athlete at Nebraska, as his father (Budge, 1975) grandfather (Mort, 1943, 1946-47) and great grandfather (Grove, 1913-15) all played football for the Cornhuskers


#4 SHAMIEL STEVENSON | 6-6 | 245 | Jr. | G/F | Toronto, Ontario, Canada

CAREER STATS

Year	GP	GS	Total		Total									Rebounds				PF	FO	Ast	TO	Blk	Stl	Pts	Avg
			Min	Avg	FG	FGA	Pct	3FG	3FGA	Pct	FT	FTA	Pct	Off	Def	Tot	Avg								
2017-18*	32	13	761	23.8	95	188	.505	15	40	.375	68	112	.607	27	114	141	4.4	50	0	33	72	8	16	273	8.5
2018-19*	4	0	32	8.0	7	12	.583	1	1	1.000	0	1	.000	0	7	7	1.8	3	0	3	1	1	3	15	3.8
All*	36	13	793	22.0	102	200	.510	16	41	.390	68	113	.602	27	121	148	4.1	53	0	36	73	9	19	288	8.0

NOTING STEVENSON

- Will sit out this season following his NCAA appeal being denied on Nov. 26, 2019 and will have two seasons of eligibility remaining
- Played in 32 games, including 13 starts at Pittsburgh in 2017-18, averaging 8.5 points on 51 percent shooting and 4.4 rebounds per game to rank second on the Panthers in rebounds
- Reached double figures 13 times, including a career-high 19 points against Montana
- Played at Hillcrest (Ariz.) Prep, averaging 14.2 points and 6.3 rebounds and was selected to play in the 2017 BioSteel All-Canadian Game


#13 DERRICK WALKER | 6-8 | 235 | Jr. | F | Kansas City, Mo.

CAREER STATS

Year	GP	GS	Total		Total									Rebounds				PF	FO	Ast	TO	Blk	Stl	Pts	Avg
			Min	Avg	FG	FGA	Pct	3FG	3FGA	Pct	FT	FTA	Pct	Off	Def	Tot	Avg								
2017-18*	34	0	299	8.8	28	47	.596	0	0	.000	10	25	.400	29	46	75	2.2	43	0	9	21	7	3	66	1.9
2018-19*	30	0	160	5.3	10	19	.526	0	0	.000	5	19	.263	8	24	32	1.1	28	0	7	6	3	6	25	0.8
All*	64	0	459	7.2	38	66	.576	0	0	.000	15	44	.341	37	70	107	1.7	71	0	16	27	10	9	91	1.4

2019-20 GAME BY GAME
NOTING WALKER

- Walker is sitting out the 2019-20 season after transferring from Tennessee and will have two seasons of eligibility remaining
- Played in 30 games at Tennessee in 2018-19 as the Volunteers reached the NCAA Sweet 16
- Helped the Volunteers to an SEC title in 2017-18, playing in 34 games and averaging 1.9 points and 2.2 rebounds per outing
- A four-star prospect by ESPN who played at Sunrise (Kan.) Christian Academy, averaging 14 points and seven rebounds per game in 2016-17
- Played on MOKAN Elite AAU program with NBA first-round picks Trae Young and Michael Porter Jr.
- Spent freshman-junior years at Raytown High School, the alma mater of former Husker great Tyronn Lue


#45 DALANO BANTON | 6-8 | 195 | So. | G | Toronto, Ontario, Canada

CAREER STATS

Year	GP	GS	Total		Total									Rebounds				PF	FO	Ast	TO	Blk	Stl	Pts	Avg
			Min	Avg	FG	FGA	Pct	3FG	3FGA	Pct	FT	FTA	Pct	Off	Def	Tot	Avg								
2018-19*	31	12	469	15.1	39	96	.406	8	37	.216	19	34	.559	16	76	92	3.0	27	0	65	52	16	14	105	3.4
All*	31	12	469	15.1	39	96	.406	8	37	.216	19	34	.559	16	76	92	3.0	27	0	65	52	16	14	105	3.4

NOTING BANTON

- Transfer from Western Kentucky who will sit out the 2019-20 season and have three years of eligibility remaining
- Reclassified to the class of 2018 to play at Western Kentucky, where he averaged 3.4 points, 3.0 rebounds and 2.1 assists per game
- Made 12 starts and his best performance was a 13-rebound, 10-assist, eight-point effort in a win over No. 15 Wisconsin
- Top 100 recruit (Rivals and 247Sports) who played at Redemption (N.Y.) Christian Academy and was named conference MVP in his final year at the school
- Played in the BioSteel All-Canadian Game, finishing with 19 points on 9-of-16 shooting, eight rebounds and three steals

NEBRASKA 82, WASHINGTON STATE 71



Official Basketball Box Score - Final
Washington St. at Nebraska
11/29/19
2019-20 Men's Basketball

Game Time: 6:30 PM
Game Duration: 2:01
Attendance: 690

Officials: John Higgins, John Gaffney, Jeff Anderson

Washington St. - 71

Record: 2-3

Box score table for Washington St. vs Nebraska, listing player stats for Washington St. including NO. Name, Min, FG, 3P, FT, Rebounds, Fouls, TP, AS, TO, ST, Blocks, +/-.

Shooting By Period table for Washington St. vs Nebraska, showing FG, 3PT, FT, GMFG percentages and dead ball rebounds.

Technical Fouls: NONE

Nebraska - 82

Record: 3-2

Box score table for Nebraska vs Washington St., listing player stats for Nebraska including NO. Name, Min, FG, 3P, FT, Rebounds, Fouls, TP, AS, TO, ST, Blocks, +/-.

Shooting By Period table for Nebraska vs Washington St., showing FG, 3PT, FT, GMFG percentages and dead ball rebounds.

Technical Fouls: Mack 2nd 0:53

Summary statistics table for Washington St. vs Nebraska, including Biggest lead, Best Scoring Run, Lead Changes, Times Tied, Time with Lead, and Turnovers.

Summary statistics table for Nebraska vs Washington St., including Points from Turnovers, Paint, Second Chance, Fast Breaks, Bench, and Turnovers.

Period by Period Scoring table for Washington St. vs Nebraska, showing 1st, 2nd, and TOT scores.

GEORGE MASON 85, NEBRASKA 66



Official Basketball Box Score - Final
George Mason at Nebraska
11/29/19 John Gray Gymnasium, George Town, Grand Cayman
2019-20 Men's Basketball

Game Time: 6:30 PM
Game Duration: 1:50
Attendance: 1,066

Officials: Jeff Anderson, Ron Croover, Matt Porter

George Mason - 85

Record: 7-1

Box score table for George Mason vs Nebraska, listing player stats for George Mason including NO. Name, Min, FG, 3P, FT, Rebounds, Fouls, TP, AS, TO, ST, Blocks, +/-.

Shooting By Period table for George Mason vs Nebraska, showing FG, 3PT, FT, GMFG percentages and dead ball rebounds.

Technical Fouls: NONE

Nebraska - 66

Record: 3-3

Box score table for Nebraska vs George Mason, listing player stats for Nebraska including NO. Name, Min, FG, 3P, FT, Rebounds, Fouls, TP, AS, TO, ST, Blocks, +/-.

Shooting By Period table for Nebraska vs George Mason, showing FG, 3PT, FT, GMFG percentages and dead ball rebounds.

Technical Fouls: NONE

Summary statistics table for George Mason vs Nebraska, including Biggest lead, Best Scoring Run, Lead Changes, Times Tied, Time with Lead, and Turnovers.

Summary statistics table for Nebraska vs George Mason, including Points from Turnovers, Paint, Second Chance, Fast Breaks, Bench, and Turnovers.

Period by Period Scoring table for George Mason vs Nebraska, showing 1st, 2nd, and TOT scores.

NEBRASKA 74, SOUTH FLORIDA 67



Official Basketball Box Score - Final
South Fla. at Nebraska
11/27/19 John Gray Gymnasium, George Town, Grand Cayman
2019-20 Men's Basketball

Game Time: 4:00 PM
Game Duration: 1:52
Attendance: 312

Officials: Ron Croover, Pat Adams, Tony Chizaza

South Fla. - 67

Record: 3-4

Box score table for South Fla. vs Nebraska, listing player stats for South Fla. including NO. Name, Min, FG, 3P, FT, Rebounds, Fouls, TP, AS, TO, ST, Blocks, +/-.

Shooting By Period table for South Fla. vs Nebraska, showing FG, 3PT, FT, GMFG percentages and dead ball rebounds.

Technical Fouls: NONE

Nebraska - 74

Record: 4-3

Box score table for Nebraska vs South Fla., listing player stats for Nebraska including NO. Name, Min, FG, 3P, FT, Rebounds, Fouls, TP, AS, TO, ST, Blocks, +/-.

Shooting By Period table for Nebraska vs South Fla., showing FG, 3PT, FT, GMFG percentages and dead ball rebounds.

Technical Fouls: NONE

Summary statistics table for South Fla. vs Nebraska, including Biggest lead, Best Scoring Run, Lead Changes, Times Tied, Time with Lead, and Turnovers.

Summary statistics table for Nebraska vs South Fla., including Points from Turnovers, Paint, Second Chance, Fast Breaks, Bench, and Turnovers.

Period by Period Scoring table for South Fla. vs Nebraska, showing 1st, 2nd, and TOT scores.

GEORGIA TECH 73, NEBRASKA 56



Official Basketball Box Score - Final
Nebraska at Georgia Tech
12/05/19 McCamish Pavilion, Atlanta, GA
2019-20 Men's Basketball

Game Time: 12:15 AM
Game Duration: 1:58
Attendance: 5,133

Officials: Bill Covington, Jr., Bert Smith, Tony Henderson

Nebraska - 56

Record: 4-4

Box score table for Nebraska vs Georgia Tech, listing player stats for Nebraska including NO. Name, Min, FG, 3P, FT, Rebounds, Fouls, TP, AS, TO, ST, Blocks, +/-.

Shooting By Period table for Nebraska vs Georgia Tech, showing FG, 3PT, FT, GMFG percentages and dead ball rebounds.

Technical Fouls: NONE

Georgia Tech - 73

Record: 4-2

Box score table for Georgia Tech vs Nebraska, listing player stats for Georgia Tech including NO. Name, Min, FG, 3P, FT, Rebounds, Fouls, TP, AS, TO, ST, Blocks, +/-.

Shooting By Period table for Georgia Tech vs Nebraska, showing FG, 3PT, FT, GMFG percentages and dead ball rebounds.

Technical Fouls: NONE

Summary statistics table for Nebraska vs Georgia Tech, including Biggest lead, Best Scoring Run, Lead Changes, Times Tied, Time with Lead, and Turnovers.

Summary statistics table for Georgia Tech vs Nebraska, including Points from Turnovers, Paint, Second Chance, Fast Breaks, Bench, and Turnovers.

Period by Period Scoring table for Nebraska vs Georgia Tech, showing 1st, 2nd, and TOT scores.

CREIGHTON 95, NEBRASKA 76

Official Basketball Box Score -- Game Totals -- Final Statistics
Nebraska vs Creighton
12-07-19 1:30 pm at Omaha, Neb. (CHI Health Center Omaha)

Nebraska 76 • 4-5

Table with columns: # Player, FG-FGA, 3-Pr, FT-FTA, Rebounds, PF, TP, A, TO, Blk, Stl, Min. Includes player stats for Yvan Ouedraogo, Dachon Burke, Haanif Cheatham, etc.

FG % 1st Half: 8-34 23.5% 2nd half: 19-31 61.3% Game: 27-65 41.5% Deadball Rebounds 5
3FG % 1st Half: 3-14 21.4% 2nd half: 6-13 46.2% Game: 9-27 33.3%
FT % 1st Half: 3-7 42.9% 2nd half: 10-17 58.8% Game: 13-24 54.2%

Creighton 95 • 7-2

Table with columns: # Player, FG-FGA, 3-Pr, FT-FTA, Rebounds, PF, TP, A, TO, Blk, Stl, Min. Includes player stats for BISHOP, Christian, JEFFERSON, Damien, etc.

FG % 1st Half: 17-33 51.5% 2nd half: 18-33 54.5% Game: 35-66 53.0% Deadball Rebounds 1
3FG % 1st Half: 8-16 50.0% 2nd half: 5-14 35.7% Game: 13-30 43.3%
FT % 1st Half: 6-8 75.0% 2nd half: 6-7 85.7% Game: 12-15 80.0%

Officials: James Breeding, Jeffrey Anderson, Earl Walton
Technical fouls: Nebraska-None. Creighton-None.
Attendance: 18068
Fouled out: Home #13 with 5:08 left in 2nd half.

Score by periods table with columns: 1st, 2nd, Total. Shows scores for Nebraska (22, 54, 76) and Creighton (48, 47, 95).

Last FG - NEB 2nd-00:22, CU 2nd-01:45.
Largest lead - NEB None, CU by 32 2nd-18:36.
NEB led for 00:00. CU led for 39:24. Game was tied for 00:36.

Points In Off 2nd Fast Bench table with columns: Points, NEB, CU, In Point, T/O, Chance, Break, 15, 12.

INDIANA 96, NEBRASKA 90 (OT)

Official Basketball Box Score - Final
Nebraska at Indiana
12/14/19 Simon Skjott Assembly Hall, Bloomington
2019-20 Men's Basketball

Game Time: 1:00 AM
Game Duration: 2:15
Attendance: 17,222

Officials: Larry Schroto, Paul Szabo, Keith Kimble

Nebraska - 90

Table with columns: NO. Name, Min, FG, 3P, FT, Rebounds, Fouls, TP, AS, TO, ST, Blocks, +/-, Shooting By Period. Includes player stats for Yvan Ouedraogo, Cam Mack, Dachon Burke, etc.

Technical Fouls: NONE

Indiana - 96

Table with columns: NO. Name, Min, FG, 3P, FT, Rebounds, Fouls, TP, AS, TO, ST, Blocks, +/-, Shooting By Period. Includes player stats for Justin Smith, Trayce Jackson-Davis, Joey Brunk, etc.

Technical Fouls: NONE

Summary statistics table with columns: Biggest lead, Best Scoring Run, Lead Changes, Times Tied, Time with Lead, Points from Turnovers, Second Chance, Fast Breaks, Bench, Period by Period Scoring.

NEBRASKA 70, PURDUE 56

Official Basketball Box Score - Final
Purdue at Nebraska
12/15/19 Pinnacle Bank Arena, Lincoln
Nebraska vs. Purdue

Game Time: 3:01 PM
Game Duration: 1:47
Attendance: 15,054

Officials: Chris Beaver, Courtney Green, Bo Boroski

Purdue - 56

Table with columns: NO. Name, Min, FG, 3P, FT, Rebounds, Fouls, TP, AS, TO, ST, Blocks, +/-, Shooting By Period. Includes player stats for Matt Haarms, Trevion Williams, Eric Hunter Jr., etc.

Technical Fouls: NONE

Nebraska - 70

Table with columns: NO. Name, Min, FG, 3P, FT, Rebounds, Fouls, TP, AS, TO, ST, Blocks, +/-, Shooting By Period. Includes player stats for Yvan Ouedraogo, Cam Mack, Dachon Burke, etc.

Technical Fouls: NONE

Summary statistics table with columns: Biggest lead, Best Scoring Run, Lead Changes, Times Tied, Time with Lead, Points from Turnovers, Second Chance, Fast Breaks, Bench, Period by Period Scoring.

Game Notes: Actual attendance 10788

NORTH DAKOTA 75, NEBRASKA 74

Official Basketball Box Score - Final
North Dakota at Nebraska
12/21/19 Pinnacle Bank Arena, Lincoln
Nebraska vs. North Dakota

Game Time: 5:01 PM
Game Duration: 1:53
Attendance: 10,010

Officials: Kelly Pfeifer, Bill McCarthy, Luke Schurer

North Dakota - 75

Table with columns: NO. Name, Min, FG, 3P, FT, Rebounds, Fouls, TP, AS, TO, ST, Blocks, +/-, Shooting By Period. Includes player stats for Filip Brabraca, Kienan Walter, Marion Stewart, etc.

Technical Fouls: NONE

Nebraska - 74

Table with columns: NO. Name, Min, FG, 3P, FT, Rebounds, Fouls, TP, AS, TO, ST, Blocks, +/-, Shooting By Period. Includes player stats for Yvan Ouedraogo, Cam Mack, Dachon Burke, etc.

Technical Fouls: NONE

Summary statistics table with columns: Biggest lead, Best Scoring Run, Lead Changes, Times Tied, Time with Lead, Points from Turnovers, Second Chance, Fast Breaks, Bench, Period by Period Scoring.

Game Notes: Actual Attendance 11,425

MICHIGAN 79, NEBRASKA 68



Official Basketball Box Score - Final Michigan at Nebraska

Game Time: 6:01 PM Game Duration: 2:06 Attendance: 15,688

Officials: Bo Boroki, Earl Watson, Rob Kueneman

Michigan - 79

Record: 12-8 (3-6)

Box score table for Michigan vs Nebraska showing player stats like FG, 3P, FT, Rebounds, Fouls, TP, AS, TO, ST, Blocks, BS, BA, +/-.

Shooting By Period table for Michigan vs Nebraska showing 1st, 2nd, 3rd, 4th quarter and GMFG percentages.

Nebraska - 68

Record: 7-14 (2-8)

Box score table for Nebraska vs Michigan showing player stats like FG, 3P, FT, Rebounds, Fouls, TP, AS, TO, ST, Blocks, BS, BA, +/-.

Shooting By Period table for Nebraska vs Michigan showing 1st, 2nd, 3rd, 4th quarter and GMFG percentages.

Technical Fouls: Wagner 2nd 2:40

Technical Fouls: NONE

Summary statistics table for Michigan vs Nebraska including MIC and NEB columns for metrics like Biggest lead, Best Scoring Run, Lead Changes, etc.

Game Notes: Actual Attendance 11,891

NO. 24 PENN STATE 76, NEBRASKA 64



Official Basketball Box Score - Final Penn St. at Nebraska

Game Time: 6:03 PM Game Duration: 2:02 Attendance: 15,501

Officials: Paul Szek, Lewis Garrison, Edwin Young

Penn St. - 76

Record: 16-5 (6-4)

Box score table for Penn State vs Nebraska showing player stats like FG, 3P, FT, Rebounds, Fouls, TP, AS, TO, ST, Blocks, BS, BA, +/-.

Shooting By Period table for Penn State vs Nebraska showing 1st, 2nd, 3rd, 4th quarter and GMFG percentages.

Nebraska - 64

Record: 7-15 (2-9)

Box score table for Nebraska vs Penn State showing player stats like FG, 3P, FT, Rebounds, Fouls, TP, AS, TO, ST, Blocks, BS, BA, +/-.

Shooting By Period table for Nebraska vs Penn State showing 1st, 2nd, 3rd, 4th quarter and GMFG percentages.

Technical Fouls: Bench 1st 1:22

Technical Fouls: NONE

Summary statistics table for Nebraska vs Penn State including NEB and UMD columns for metrics like Biggest lead, Best Scoring Run, Lead Changes, etc.

Game Notes: Actual Attendance 12,016

NO. 17 IOWA 96, NEBRASKA 72



Official Basketball Box Score - Final Nebraska at Iowa

Game Time: 5:07 PM Game Duration: 1:50 Attendance: 15,056

Officials:

Nebraska - 72

Record: 7-16 (2-10)

Box score table for Nebraska vs Iowa showing player stats like FG, 3P, FT, Rebounds, Fouls, TP, AS, TO, ST, Blocks, BS, BA, +/-.

Shooting By Period table for Nebraska vs Iowa showing 1st, 2nd, 3rd, 4th quarter and GMFG percentages.

Technical Fouls: NONE

Iowa - 96

Record: 17-7 (8-5)

Box score table for Iowa vs Nebraska showing player stats like FG, 3P, FT, Rebounds, Fouls, TP, AS, TO, ST, Blocks, BS, BA, +/-.

Shooting By Period table for Iowa vs Nebraska showing 1st, 2nd, 3rd, 4th quarter and GMFG percentages.

Technical Fouls: NONE

Summary statistics table for Iowa vs Nebraska including NEB and IOWA columns for metrics like Biggest lead, Best Scoring Run, Lead Changes, etc.

Game Notes: Actual Attendance 13,849

NO. 9 MARYLAND 72, NEBRASKA 70



Official Basketball Box Score - Final Nebraska at Maryland

Game Time: 7:30 PM Game Duration: 2:01 Attendance: 14,396

Officials: Earl Walton, Brandon Cruz, Brian O'Connell

Nebraska - 70

Record: 7-17 (2-11)

Box score table for Nebraska vs Maryland showing player stats like FG, 3P, FT, Rebounds, Fouls, TP, AS, TO, ST, Blocks, BS, BA, +/-.

Shooting By Period table for Nebraska vs Maryland showing 1st, 2nd, 3rd, 4th quarter and GMFG percentages.

Maryland - 72

Record: 20-4 (10-3)

Box score table for Maryland vs Nebraska showing player stats like FG, 3P, FT, Rebounds, Fouls, TP, AS, TO, ST, Blocks, BS, BA, +/-.

Shooting By Period table for Maryland vs Nebraska showing 1st, 2nd, 3rd, 4th quarter and GMFG percentages.

Technical Fouls: NONE

Summary statistics table for Maryland vs Nebraska including NEB and UMD columns for metrics like Biggest lead, Best Scoring Run, Lead Changes, etc.

Game Notes: Actual Attendance 14,396

WISCONSIN 81, NEBRASKA 64



Official Basketball Box Score - Final
 Wisconsin at Nebraska
 02/20/20 Pinnacle Bank Arena, Lincoln
 Nebraska vs. Wisconsin

Game Time: 1:16 PM
 Game Duration: 1:54
 Attendance: 15,864

Officials: Terry Wynner, Steve Makurkin, Donnie Epley

Wisconsin - 81

Record: 15-10 (8-6)

NO.	Name	Min	FG	3P	FT	Rebounds	Fouls	TP	AS	TO	ST	Blocks	+-
			M-A	M-A	M-A	OR DR TOT	PF	FD				BS BA	
2	Aleem Ford	F 27:07	1-5	1-3	0-1	1 9 10	3 3	3	2	1	1	0 0	-12
35	Nate Reuvers	F 16:11	6-10	1-1	0-0	0 3 3	4	1	13	1	1	2 0	-11
00	D'Metriq Trice	G 35:47	5-10	5-6	0-0	0 3 3	2	2	15	5	0	0 0	-23
1	Brevin Pritzl	G 36:28	1-8	0-6	1-1	2 3 5	2	1	3	0	1	1 0	-13
34	Brad Davison	G 34:27	11-17	8-11	0-0	1 4 5	2	1	30	4	1	0 0	-15
5	Tyler Wahl	16:35	1-2	0-1	0-0	0 2 2	1	0	2	4	1	0 0	-6
12	Trevor Anderson	11:54	0-3	0-2	0-0	1 2 3	0	0	2	2	0	0 1	-0
11	Micah Potter	19:25	6-8	0-1	3-3	1 6 7	0	4	15	1	4	0 1	-1
3	Walt McGrooy	00:42	0-0	0-0	0-0	0 0 0	0	0	0	0	0	1 0	-0
4	Carter Higinbottom	00:42	0-0	0-0	0-0	0 0 0	0	0	0	0	0	0 0	-0
20	Samad Qawi	00:42	0-0	0-0	0-0	0 0 0	0	0	0	0	0	0 0	-0
Team						0 1 1	0	0	0	0	0	0 0	
Totals			31-63	15-31	4-5	6 33 39	14	12	81	19	11	3 4	-17

Shooting By Period

1st FG%	15-33	45.5%
3PT%	6-18	33.3%
FT%	3-4	75%
2nd FG%	16-30	53.3%
3PT%	9-13	69.2%
FT%	1-1	100%
GM FG%	31-63	49.2%
3PT%	15-31	48.4%
FT%	4-5	80.0%
Dead Ball Rebounds: 0.0		

Nebraska - 64

Record: 7-18 (2-12)

NO.	Name	Min	FG	3P	FT	Rebounds	Fouls	TP	AS	TO	ST	Blocks	+-
			M-A	M-A	M-A	OR DR TOT	PF	FD				BS BA	
1	Kevin Cross	F 16:15	1-6	1-5	1-2	0 1 1	4	1	4	1	0	0 0	-16
3	Cam Mack	G 36:11	3-13	1-5	1-2	1 8 9	0	3	8	8	0	1 0	-12
22	Haanif Cheatham	G 34:47	7-12	1-2	2-2	1 2 3	0	2	17	2	1	0 0	-25
23	Jervay Green	G 24:46	3-6	1-2	0-0	0 4 4	0	1	7	0	2	1 0	-19
34	Thorr Thorbjarnarson	G 28:49	3-9	2-6	0-0	0 3 3	2	0	8	2	3	2 0	-8
11	Dachon Burke	21:21	4-9	2-4	0-0	0 2 2	2	2	10	0	2	0 1	-0
24	Yvan Ouedraogo	19:00	3-6	0-0	2-6	4 6 10	0	4	8	1	2	0 0	-1
25	Matej Kavaz	01:13	0-0	0-0	0-0	0 0 0	0	0	0	0	0	0 0	-3
30	Charlie Easley	12:11	1-4	0-1	0-0	1 0 1	2	0	2	1	0	2 1	-1
0	Akil Arop	05:27	0-0	0-0	0-0	1 0 1	2	1	0	0	0	1 0	-2
Team						2 1 3	0	0	0	0	0	0 0	
Totals			25-65	8-25	6-12	10 27 37	12	14	64	15	10	7 2	-4

Shooting By Period

1st FG%	15-34	44.1%
3PT%	5-15	33.3%
FT%	3-5	60%
2nd FG%	10-31	32.3%
3PT%	3-7	42.9%
GM FG%	25-65	38.5%
3PT%	8-25	32.0%
FT%	6-12	50.0%
Dead Ball Rebounds: 3.0		

		WIS	NEB
Biggest lead	18 (2nd 5:16)	7 (1st 8:51)	
Best Scoring Run	16 (2nd 12:34)	6 (1st 9:30)	
Lead Changes	13	1	
Times Tied	10	0	
Time with Lead	21:14	13:21	

		WIS	NEB
Points from Turnovers	11	7	
Paint	26	34	
Second Chance	2	4	
Fast Breaks	0	6	
Bench	17	20	

		WIS	NEB
Period by Period Scoring	1st	2nd	TOT
WIS	39	42	81
NEB	38	26	64

Game Notes: Actual Attendance 11,730

MICHIGAN STATE 86, NEBRASKA 65



Official Basketball Box Score - Final
 Michigan St. at Nebraska
 02/20/20 Pinnacle Bank Arena, Lincoln
 Nebraska vs. Michigan State

Game Time: 7:31 PM
 Game Duration: 1:59
 Attendance: 15,638

Officials: Terry Ojlesky, Rob Riley, Eric Curry

Michigan St. - 86

Record: 19-9 (10-6)

NO.	Name	Min	FG	3P	FT	Rebounds	Fouls	TP	AS	TO	ST	Blocks	+-
			M-A	M-A	M-A	OR DR TOT	PF	FD				BS BA	
11	Aaron Henry	F 37:05	5-10	1-4	2-4	1 8 9	0	3	13	5	3	1 0	-1
23	Xavier Tillman	F 27:07	5-6	0-1	0-0	4 7 11	3	0	10	2	2	1 2	-5
25	Malik Hill	F 11:27	0-1	0-0	0-2	3 2 5	1	3	0	0	1	0 0	-5
5	Cassius Winston	G 30:17	7-11	3-4	6-6	0 2 2	2	4	23	6	5	0 0	-19
10	Jack Holberg	G 05:04	2-3	0-1	0-0	1 0 1	1	0	4	2	0	0 0	-4
2	Rocket Watts	19:44	1-8	0-3	1-2	0 2 2	0	1	3	4	4	2 0	-1
3	Foster Loyer	06:14	0-1	0-0	0-0	0 0 0	1	0	0	1	1	0 0	-1
0	Kyle Ahrens	21:49	5-9	4-6	0-0	1 6 7	2	2	14	0	2	0 0	-11
15	Thomas Kithier	08:46	1-1	0-0	0-0	3 1 4	2	2	2	0	0	0 0	-15
44	Gabe Brown	22:46	6-9	5-8	0-0	0 4 4	0	0	17	0	0	0 0	-22
30	Marcus Bingham Jr.	03:30	0-2	0-0	0-0	0 1 1	1	0	0	0	0	0 0	-2
41	Conner George	02:58	0-1	0-0	0-0	1 1 1	1	0	0	0	0	0 0	-1
13	Julius Marble	02:07	0-0	0-0	0-0	0 0 0	1	0	0	0	1	0 0	-1
34	Steven Izzo	01:06	0-0	0-0	0-0	0 0 0	0	0	0	0	0	1 0	-1
Team						3 1 4	0	0	0	2	0	0 0	
Totals			32-62	13-27	9-14	16 35 51	15	14	86	20	22	5 2	6

Shooting By Period

1st FG%	15-34	44.1%
3PT%	9-18	50.0%
FT%	0-4	0%
2nd FG%	17-28	60.7%
3PT%	4-9	44.4%
FT%	9-10	90%
GM FG%	32-62	51.6%
3PT%	13-27	48.1%
FT%	9-14	64.3%
Dead Ball Rebounds: 2.0		

Nebraska - 65

Record: 7-19 (2-13)

NO.	Name	Min	FG	3P	FT	Rebounds	Fouls	TP	AS	TO	ST	Blocks	+-
			M-A	M-A	M-A	OR DR TOT	PF	FD				BS BA	
24	Yvan Ouedraogo	F 20:46	4-6	0-0	2-3	6 1 7	2	4	10	0	2	2 2	-2
3	Cam Mack	G 29:47	1-8	0-2	0-0	0 6 6	2	0	2	6	0	3 1	-11
22	Haanif Cheatham	G 30:57	4-9	1-4	5-6	0 1 1	0	3	14	3	2	5 2	-16
23	Jervay Green	G 18:37	3-8	2-6	0-0	0 1 1	5	0	8	1	2	0 0	-13
34	Thorr Thorbjarnarson	G 39:01	2-11	0-5	1-1	1 4 5	1	1	5	1	1	1 0	-19
11	Dachon Burke	24:44	7-15	4-8	3-4	0 0 0	3	5	21	2	1	1 0	-12
0	Akil Arop	05:40	0-0	0-0	0-2	0 0 0	1	1	0	0	0	0 0	-9
30	Charlie Easley	13:56	1-3	0-2	0-0	0 1 1	0	0	2	1	1	1 0	-12
1	Kevin Cross	16:32	1-6	1-5	0-0	0 3 3	1	1	3	1	1	0 0	-11
Team						2 0 2	0	0	0	1	1	0 0	
Totals			23-66	8-32	11-16	9 17 26	15	15	65	15	11	11 6	-21

Shooting By Period

1st FG%	14-34	41.2%
3PT%	5-14	35.7%
FT%	3-3	100%
2nd FG%	9-32	28.1%
3PT%	3-8	37.5%
FT%	8-13	61.5%
GM FG%	23-66	34.8%
3PT%	8-32	25.0%
FT%	11-16	68.8%
Dead Ball Rebounds: 4.0		

		MICH	NEB
Biggest lead	24 (2nd 1:27)	6 (1st 11:47)	
Best Scoring Run	11 (1st 9:37)	9 (1st 14:03)	
Lead Changes	2	0	
Times Tied	2	0	
Time with Lead	32:17	06:01	

Game Notes: Actual Attendance 11,246



2019-20 Nebraska Men's Basketball Combined Team Statistics In Conference games

Game Records

Record	Overall	Home	Away	Neutral
ALL GAMES	2-13	2-6	0-7	0-0
CONFERENCE	2-13	2-6	0-7	0-0
NON-CONFERENCE	0-0	0-0	0-0	0-0

Score by Periods

Team	1st	2nd	OT	TOT
Nebraska	500	532	8	1040
Opponents	573	585	14	1172

Team Box Score

No.	Player				Total		3-Point		F-Throw		Rebounds											
		GP-GS	MIN	AVG	FG-FGA	FG%	3FG-FGA	3FG%	FT-FTA	FT%	OFF	DEF	TOT	AVG	PF	DQ	A	TO	BLK	STL	PTS	AVG
11	BURKE, Dachon	14-12	394:44	28.2	70-166	.422	17-57	.298	15-26	.577	13	35	48	3.4	31	0	20	23	6	16	172	12.3
22	CHEATHAM, Haanif	15-15	460:15	30.7	66-147	.449	17-50	.340	35-51	.686	6	37	43	2.9	16	0	24	18	3	14	184	12.3
3	MACK, Cam	15-14	527:19	35.2	60-170	.353	27-79	.342	25-43	.581	13	61	74	4.9	32	0	107	37	8	16	172	11.5
34	THORBJARNARSON, Thorir	15-15	499:60	33.3	60-127	.472	30-76	.395	18-25	.720	12	69	81	5.4	35	1	25	20	0	17	168	11.2
1	CROSS, Kevin	15-2	271:19	18.1	36-114	.316	17-60	.283	17-22	.773	12	49	61	4.1	41	1	23	14	1	6	106	7.1
23	GREEN, Jervay	11-3	207:49	18.9	31-69	.449	10-35	.286	0-3	.000	5	33	38	3.5	20	2	11	12	0	7	72	6.5
24	OUEDRAOGO, Yvan	15-13	319:26	21.3	33-77	.429	0-0	.000	14-28	.500	41	47	88	5.9	26	0	9	20	4	4	80	5.3
25	KAVAS, Matej	11-0	119:32	10.9	13-40	.325	8-28	.286	7-10	.700	0	11	11	1.0	8	0	5	1	1	0	41	3.7
30	EASLEY, Charlie	15-1	193:37	12.9	10-38	.263	4-23	.174	13-16	.813	2	11	13	0.9	21	0	9	4	1	16	37	2.5
0	AROP, Akol	10-0	30:60	3.1	4-4	1.000	0-0	.000	0-4	.000	4	3	7	0.7	8	0	1	0	3	3	8	0.8
Team											27	20	47					6				
Total		15	3025		383-952	.402	130-408	.319	144-228	.632	135	376	511	34.1	238	4	234	155	27	99	1040	69.3
Opponents		15	3025		446-963	.463	137-400	.343	143-221	.647	187	480	667	44.5	229	1	254	201	74	73	1172	78.1

Team Statistics

	NEBR	OPP
Scoring	1040	1172
Points per game	69.3	78.1
Scoring margin	-8.8	-
Field goals-att	383-952	446-963
Field goal pct	.402	.463
3 point fg-att	130-408	137-400
3-point FG pct	.319	.343
3-pt FG made per game	8.7	9.1
Free throws-att	144-228	143-221
Free throw pct	.632	.647
F-Throws made per game	9.6	9.5
Rebounds	511	667
Rebounds per game	34.1	44.5
Rebounding margin	-10.4	-
Assists	234	254
Assists per game	15.6	16.9
Turnovers	155	201
Turnovers per game	10.3	13.4
Turnover margin	+3.1	-
Assist/turnover ratio	1.5	1.3
Steals	99	73
Steals per game	6.6	4.9
Blocks	27	74
Blocks per game	1.8	4.9
Winning streak	0	-
Home win streak	0	-
Attendance	124796	90148
Home games-Avg/Game	8-15600	7-12878
Neutral site-Avg/Game	-	0-0

Team Results

Date	Opponent	Lot	Score	Att.
12/13/2019	at Indiana		90-96	17222
12/15/2019	Purdue	W	70-56	15654
01/03/2020	Rutgers	L	62-79	15024
01/07/2020	Iowa	W	76-70	14722
01/11/2020	at Northwestern	L	57-62	5664
01/14/2020	at Ohio St.	L	68-80	12954
01/18/2020	Indiana	L	74-82	15925
01/21/2020	at Wisconsin	L	68-82	16856
01/25/2020	at Rutgers	L	72-75	8000
01/28/2020	Michigan	L	68-79	15868
02/01/2020	Penn St.	L	64-76	15901
02/08/2020	at Iowa	L	72-96	15056
02/11/2020	at Maryland	L	70-72	14396
02/15/2020	Wisconsin	L	64-81	15864
02/20/2020	Michigan St.	L	65-86	15838



2019-20 Nebraska Men's Basketball Combined Team Statistics All games

Game Records

Record	Overall	Home	Away	Neutral
ALL GAMES	7-19	5-9	0-9	2-1
CONFERENCE	2-13	2-6	0-7	0-0
NON-CONFERENCE	5-6	3-3	0-2	2-1

Score by Periods

Team	1st	2nd	OT	TOT
Nebraska	865	954	30	1849
Opponents	941	1023	30	1994

Team Box Score

No.	Player	GP-GS			Total		3-Point		F-Throw		Rebounds				Other				PTS	AVG			
		GP	GS	MIN	AVG	FG-FGA	FG%	3FG-FGA	3FG%	FT-FTA	FT%	OFF	DEF	TOT	AVG	PF	DQ	A			TO	BLK	STL
22	CHEATHAM, Haanif	26	26	817:38	31.4	117-237	.494	23-68	.338	67-99	.677	11	84	95	3.7	32	0	36	31	7	24	324	12.5
3	MACK, Cam	26	23	898:33	34.6	109-282	.387	39-116	.336	55-95	.579	25	97	122	4.7	62	1	170	68	11	33	312	12.0
11	BURKE, Dachon	25	23	687:26	27.5	113-284	.398	28-96	.292	40-71	.563	23	69	92	3.7	46	0	32	34	15	32	294	11.8
34	THORBJARNARSON, Thorir	26	18	721:11	27.7	82-173	.474	42-102	.412	23-32	.719	15	104	119	4.6	51	1	30	28	2	28	229	8.8
23	GREEN, Jervay	22	12	533:42	24.3	67-166	.404	26-89	.292	16-32	.500	16	73	89	4.0	46	3	39	35	5	19	176	8.0
1	CROSS, Kevin	26	2	480:22	18.5	68-193	.352	26-93	.280	23-36	.639	25	78	103	4.0	57	1	33	30	7	7	185	7.1
24	OUEDRAOGO, Yvan	26	24	540:05	20.8	57-134	.425	0-0	.000	31-63	.492	70	86	156	6.0	41	0	15	38	8	9	145	5.6
25	KAVAS, Matej	22	1	319:24	14.5	38-99	.384	23-68	.338	17-25	.680	1	25	26	1.2	23	0	12	8	2	3	116	5.3
30	EASLEY, Charlie	22	1	212:33	9.7	13-43	.302	5-26	.192	13-18	.722	3	11	14	0.6	21	0	10	7	1	16	44	2.0
15	CURTIS, Samari	8	0	49:18	6.2	4-10	.400	4-9	.444	2-2	1.000	0	7	7	0.9	5	0	1	2	1	0	14	1.8
0	AROP, Akol	15	0	39:48	2.7	4-6	.667	0-1	.000	2-6	.333	4	10	14	0.9	8	0	1	2	4	3	10	0.7
Team												42	35	77						8			
Total		26		5300		672-1627	.413	216-668	.323	289-479	.603	235	679	914	35.2	392	6	379	291	63	174	1849	71.1
Opponents		26		5300		765-1718	.445	226-683	.331	238-359	.663	344	831	1175	45.2	440	4	395	370	123	140	1994	76.7

Team Statistics

	NEBR	OPP
Scoring	1849	1994
Points per game	71.1	76.7
Scoring margin	-5.6	-
Field goals-att	672-1627	765-1718
Field goal pct	.413	.445
3 point fg-att	216-668	226-683
3-point FG pct	.323	.331
3-pt FG made per game	8.3	8.7
Free throws-att	289-479	238-359
Free throw pct	.603	.663
F-Throws made per game	11.1	9.2
Rebounds	914	1175
Rebounds per game	35.2	45.2
Rebounding margin	-10.0	-
Assists	379	395
Assists per game	14.6	15.2
Turnovers	291	370
Turnovers per game	11.2	14.2
Turnover margin	+3.0	-
Assist/turnover ratio	1.3	1.1
Steals	174	140
Steals per game	6.7	5.4
Blocks	63	123
Blocks per game	2.4	4.7
Winning streak	0	-
Home win streak	0	-
Attendance	218224	113349
Home games-Avg/Game	14-15587	9-12594
Neutral site-Avg/Game	-	3-746

Team Results

Date	Opponent	Score	Att.
11/05/2019	UC Riverside	L 47-66	15745
11/09/2019	Southern Utah	Lot2 78-79	15828
11/15/2019	South Dakota St.	W 90-73	15946
11/22/2019	Southern U.	Wot 93-86	15931
11/25/2019	vs Washington St.	W 82-71	660
11/26/2019	vs George Mason	L 66-85	1066
11/27/2019	vs South Fla.	W 74-67	512
12/04/2019	at Georgia Tech	L 56-73	5133
12/07/2019	at Creighton	L 76-95	18068
12/13/2019	at Indiana	Lot 90-96	17222
12/15/2019	Purdue	W 70-56	15654
12/21/2019	North Dakota	L 74-75	15010
12/29/2019	A&M-Corpus Christi	W 73-52	14968
01/03/2020	Rutgers	L 62-79	15024
01/07/2020	Iowa	W 76-70	14722
01/11/2020	at Northwestern	L 57-62	5664
01/14/2020	at Ohio St.	L 68-80	12954
01/18/2020	Indiana	L 74-82	15925
01/21/2020	at Wisconsin	L 68-82	16856
01/25/2020	at Rutgers	L 72-75	8000
01/28/2020	Michigan	L 68-79	15868
02/01/2020	Penn St.	L 64-76	15901
02/08/2020	at Iowa	L 72-96	15056
02/11/2020	at Maryland	L 70-72	14396
02/15/2020	Wisconsin	L 64-81	15864
02/20/2020	Michigan St.	L 65-86	15838