

N NEBRASKA BASKETBALL

2020-21 GAME NOTES

Nebraska returns to action after an extended layoff on Wednesday night, as the Huskers welcome Georgia Tech to Lincoln for the ACC/Big Ten Challenge. Tipoff from Pinnacle Bank Arena between the Huskers and Yellow Jackets is set for 6:15 p.m.

The matchup between the Huskers and Yellow Jackets will be carried nationally on ESPN2 with Kevin Brown and Jon Crispin on the call. The game can also be streamed via the web, smartphones, tablets and connected devices through the ESPN app and on ESPN.com.

Fans can follow all of the action across the state of Nebraska on the Learfield IMG College Husker Sports Network with Kent Pavelka and Jake Muhleisen on the call. The game will also be available on Huskers.com, the Huskers app and TuneIn radio. The pregame show begins one hour prior to tipoff.

Nebraska was scheduled to play Florida A&M last Sunday, but the game was canceled because of COVID-19. The Huskers have been off since a 76-69 win over South Dakota on Dec. 1. Teddy Allen's 23-point effort paced five Huskers in double figures, while the Huskers used a 19-6 spurt to break open a close game midway through the second half. Nebraska's bench played a significant role in the win over the Coyotes, as Shamiel Stevenson, Kobe Webster and Yvan Ouedraogo combined for 24 points and 13 rebounds. Stevenson's defense helped slow down USD's Stanley Umude after he scored 17 of his 23 points in the first 26 minutes of the contest.

While Nebraska is averaging 80.8 points per game, the Huskers' biggest improvements have been on the defensive end. NU has held its first four opponents to 37 percent shooting, compared to 41 percent in the first four games of 2019-20. The Huskers have held all four opponents to under 70 points after holding just five opponents in 32 games under that mark in 2019-20.

Georgia Tech comes to Lincoln with a 1-2 record following a 79-62 win over then No. 20 Kentucky on Sunday afternoon. In that game, Moses Wright's 21 points and eight boards led five Yellow Jackets in double figures. Georgia Tech held Kentucky to 44 percent shooting and forced 21 turnovers which led to 33 points. Wright is averaging 24.0 points per game on 55 percent shooting and 10.7 rebounds per game to lead five players averaging double figures.

GAME MATCHUP

NEBRASKA CORNHUSKERS

2020-21 Record: 3-1 (0-0 Big Ten)

Head coach: Fred Hoiberg

Record at Nebraska: 10-26 (2nd year)

Career NCAA Record: 125-82 (7th year)

GEORGIA TECH YELLOW JACKETS

2020-21 Record: 1-2 (0-0 ACC)

Head coach: Josh Pastner

Record at Georgia Tech: 66-69 (5th year)

Career Record: 233-142 (12th year)

BROADCAST INFO

Television: ESPN2

Play-by-play: Kevin Brown

Analyst: Jon Crispin

Online Broadcast: ESPN App

Radio: Learfield IMG College Husker Sports Network, including 590 AM (Omaha), 1400 AM (Lincoln) and 880 AM (Lexington)

Play-by-play: Kent Pavelka

Analyst: Jake Muhleisen

Online Radio: Available on Huskers.com, Huskers App, TuneIn.com/Huskers and TuneIn App.

SIRIUS: N/A

XM: 381

SiriusXM 971

PLAYER SPOTLIGHT

Junior forward Shamiel Stevenson is averaging 9.3 points on 63 percent shooting in the Huskers' first four games. The Husker reserves are averaging 24.5 per game.



GAME 5: GEORGIA TECH

5

GAME DETAILS

Date: Wednesday, Dec. 9

Time: 6:15 p.m.

City: Lincoln, Neb.

Arena: Pinnacle Bank Arena

MEDIA INFO

TV: ESPN2

Online Video: ESPN app

Radio: Learfield IMG College

Internet Audio: Huskers.com

Huskers app/TuneIn

2020-21 SCHEDULE

Date	Opponent	TV/Internet	Result
Wed., Nov. 25	McNeese State	BTN	W, 102-55
Golden Window Classic			
Thurs., Nov. 26	Nevada	BTN	L, 66-69
Sat., Nov. 28	North Dakota State	BTN	W, 79-57
Tues., Dec. 1	South Dakota	BTN	W, 76-69
Sun., Dec. 6	Florida A&M	BTN	canceled
ACC/Big Ten Challenge			
Wed., Dec. 9	Georgia Tech	ESPN2	6:15 p.m.
Fri., Dec. 11	at Creighton	BTN	6 p.m.
Mon., Dec. 21	at Wisconsin *	FS1	6 p.m.
Fri., Dec. 25	Michigan *	BTN	5 p.m.
Wed., Dec. 30	at Ohio State *	BTN	5:30 p.m.
Sat., Jan. 2	Michigan State *	BTN	TBA
Tues., Jan. 5	at Purdue *	BTN	TBA
Sun., Jan. 10	Indiana *	BTN	TBA
Wed., Jan. 13	Illinois *	BTN	TBA
Sat., Jan. 16	at Maryland *	BTN	TBA
Wed., Jan. 20	Minnesota *	BTN	TBA
Sun., Jan. 24	at Iowa *	BTN	TBA
Sat., Jan. 30	Penn State *	BTN	TBA
Wed., Feb. 3	at Michigan State *	BTN	TBA
Mon., Feb. 8	at Minnesota *	BTN	TBA
Thurs., Feb. 11	Wisconsin *	ESPN2/U	TBA
Sun., Feb. 14	at Penn State *	BTN	TBA
Wed., Feb. 17	Maryland *	BTN	TBA
Sat., Feb. 20	Purdue *	BTN	TBA
Wed., Feb. 24	at Illinois *	BTN	TBA
Sun., Feb. 28	Rutgers *	BTN	TBA
Sun., March 7	at Northwestern *	BTN	TBA
BIG TEN TOURNAMENT			
Wed., March 10	Big Ten Tournament	TBA	TBA
Thurs., March 11	Big Ten Tournament	TBA	TBA
Fri., March 12	Big Ten Tournament	TBA	TBA
Sat., March 13	Big Ten Tournament	TBA	TBA
Sun., March 14	Big Ten Tournament	TBA	TBA

Notes: * - Big Ten Conference Game; **Home games** are in red and bold

2020-21 ROSTER AT A GLANCE

No	Name	Pos.	Ht.	Wt.	Yr.	Hometown	GP/GS	MPG	PPG	RPG	APG
0	Teddy Allen	G	6-6	223	Jr.	Mesa, Ariz.	4/4	26.3	19.0	5.8	1.5
2	Trey McGowens	G	6-4	191	Jr.	Pendleton, S.C.	4/4	26.5	11.5	4.0	1.5
3	Elijah Wood	G	6-5	174	Fr.	Potomac, Md.	2/0	5.5	0.0	1.0	1.0
4	Shamiel Stevenson	G	6-6	245	Jr.	Toronto, Ontario, Canada	4/0	20.5	9.3	3.5	0.8
10	Kobe Webster	G	6-0	172	Sr.	Indianapolis, Ind.	4/0	21.0	10.3	2.5	1.3
11	Lat Mayen	F	6-9	205	Jr.	Adelaide, Australia	4/4	26.0	9.5	6.8	1.8
13	Derrick Walker	F	6-8	232	Jr.	Kansas City, Mo.	Has not played				
14	Trevor Lakes #	F	6-7	215	Sr.	Lebanon, Ind.	Will sit out 2020-21 season (transfer)				
21	Jace Piatkowski	G	6-3	184	RFr.	Omaha, Neb.	2/0	3.0	1.5	0.5	0.0
24	Yvan Ouedraogo	F	6-9	245	So.	Bordeaux, France	4/0	18.8	4.3	5.5	0.3
30	Chris McGraw #	G	6-0	170	So.	Columbus, Ohio	Will sit out 2020-21 season (transfer)				
33	Akol Arop	F	6-5	203	So.	Omaha, Neb.	Will miss 2020-21 season (knee)				
34	Thorir Thorbjarnarson	G	6-6	202	Sr.	Reykjavik, Iceland	4/4	26.3	2.8	3.0	1.0
35	Eduardo Andre	F	6-10	228	Fr.	London, England	Has not played				
44	Bret Porter	F	6-5	228	RFr.	Omaha, Neb.	2/0	2.5	0.0	0.5	0.0
45	Dalano Banton	G	6-9	204	So.	Toronto, Ontario, Canada	4/4	29.3	13.5	6.8	5.8

- Will sit out 2020-21 season

2020-21 NEBRASKA BASKETBALL ROSTER

No.	VL	Name	Pronunciation	Pos.	Ht.	Wt.	Yr.	Hometown	Previous School
0		Teddy Allen		G	6-6	223	Jr.	Mesa, Ariz.	Western Nebraska CC
2		Trey McGowens		G	6-4	191	Jr.	Pendleton, S.C.	Pittsburgh
3		Elijah Wood		G	6-5	174	Fr.	Potomac, Md.	Berkmar (Ga.) HS
4		Shamiel Stevenson	Sha-meal	G	6-6	245	Jr.	Toronto, Ontario, Canada	Nevada
10		Kobe Webster		G	6-0	172	Sr.	Indianapolis, Ind.	Western Illinois
11		Lat Mayen	Latt [rhymes w/ Matt] my-yen	F	6-9	205	Jr.	Adelaide, Australia	Chipola College
13		Derrick Walker		F	6-8	232	Jr.	Kansas City, Mo.	Tennessee
14		Trevor Lakes		F	6-7	215	Sr.	Lebanon, Ind.	Indianapolis
21	*	Jace Piatkowski		G	6-3	184	RFr.	Omaha, Neb.	Elkhorn South HS
24	*	Yvan Ouedraogo	I-van WOO-drah-oh-goh	F	6-9	245	So.	Bordeaux, France	INSEP
30		Chris McGraw		G	6-0	170	So.	Columbus, Ohio	Otterbein
33	*	Akol Arop	A-call uh-rope	F	6-5	203	So.	Omaha, Neb.	Creighton Prep HS
34	***	Thorir Thorbjarnarson		G	6-6	202	Sr.	Reykjavik, Iceland	Menntaskólinn i Reykjavik
35		Eduardo Andre		F	6-10	228	Fr.	London, England	AZ Compass Prep
44	*	Bret Porter		F	6-5	228	RFr.	Omaha, Neb.	Millard North HS
45		Dalano Banton	duh-LAH-no BAN-ten	G	6-9	204	So.	Toronto, Ontario, Canada	Western Kentucky

2020-21 COACHING STAFF

Name	Pronunciation	Title	Year at Nebraska	Alma Mater (Year)
Fred Hoiberg		Head Coach	Second	Iowa State (1995)
Matt Abdelmassih	Abdel-massey	Assistant Coach	Second	St. John's (2007)
Doc Sadler		Assistant Coach	Second as Asst./Eighth	Arkansas (1982)
Armon Gates		Assistant Coach	Third	Kent State (2006)
Bobby Lutz	Lootz	Special Assistant to the Head Coach	Second	UNC Charlotte (1980)
Tim Wilson		Basketball Strength Coach	10th	Nebraska (1981)
Matt Holt		Video Coordinator	Fourth	New Haven (2013)
Luca Virgilio	Vir-Jill-e-o	Director of Basketball Operations	Second	Universita degli Studi di Roma Tre (2012)
Bertram "Buzzy" Caruthers		Director of Player Development	Second	Hampton (2006)
Athan Katsantonis		Graduate Manager	First	Syracuse (2020)
John Harris Jr.		Graduate Manager	Second	Benedictine (2017)

TEAM STATS

Nebraska Cornhuskers			Georgia Tech Yellow Jackets		
2020-21 Team Statistics (Record: 3-1)			2020-21 Team Statistics (Record: 1-2)		
Category	Nebraska	OPP	Category	GT	OPP
SCORING	323	250	Scoring	272	268
Points per game	80.8	62.5	Points per game	90.7	89.3
Scoring margin	+18.3	-	Scoring margin	+1.3	-
FIELD GOALS-ATT	107-257	88-239	Field goals-att	95-219	95-205
Field goal pct	.416	.368	Field goal pct	.434	.463
3 POINT FG-ATT	35-121	26-93	3 point fg-att	23-77	30-74
3-point FG pct	.289	.280	3-point FG pct	.299	.405
3-pt FG made per game	8.8	6.5	3-pt FG made per game	7.7	10.0
FREE THROWS-ATT	74-109	48-73	Free throws-att	59-81	48-67
Free throw pct	.679	.658	Free throw pct	.728	.716
F-Throws made per game	18.5	12.0	F-Throws made per game	19.7	16.0
REBOUNDS	164	173	Rebounds	128	119
Rebounds per game	41.0	43.2	Rebounds per game	42.7	39.7
Rebounding margin	-2.2	-	Rebounding margin	+3.0	-
ASSISTS	57	44	Assists	48	54
Assists per game	14.3	11.0	Assists per game	16.0	18.0
TURNOVERS	44	78	Turnovers	43	51
Turnovers per game	11.0	19.5	Turnovers per game	14.3	17.0
Turnover margin	+8.5	-	Turnover margin	+2.7	-
Assist/turnover ratio	1.3	0.6	Assist/turnover ratio	1.1	1.1
STEALS	48	16	Steals	32	20
Steals per game	12.0	4.0	Steals per game	10.7	6.7
BLOCKS	12	13	Blocks	10	14
Blocks per game	3.0	3.3	Blocks per game	3.3	4.7

NUMBERS TO KNOW

11 - Number of Big Ten teams averaging 80+ points per game as of Dec. 6. NU currently averages 80.8 points per game.

22 - Nebraska is 22nd nationally in tempo according to KenPom as of Dec. 6. The Huskers are one of two Big Ten teams (also Iowa) currently in the top 50. Last year, NU led the Big Ten and ranked 16th nationally, marking the highest finish of any Big Ten program in the KenPom database since the site began tracking in 2001-02.

41 - Nebraska's 3-point attempts against Nevada was a single-game record, breaking the mark of 38 against Kansas in 2002. It ranked eighth in Big Ten history and was the most since Iowa took 42 attempts against Savannah State on Dec. 22, 2018.

48 - Steals by the Huskers, a total which ranks ninth nationally as of Dec. 6. The Huskers 12.0 steals per game ranks sixth nationally.

102 - Nebraska's 102 points against McNeese State was the first time NU topped the 100-point mark since the 2018-19 opener. It also marked the ninth time in school history that NU scored 100+ points in an opener.

125 - Fred Hoiberg picked up his 125th collegiate coaching win in Tuesday's victory over South Dakota.

PROBABLE STARTERS (BASED ON LAST GAME)



#45 Dalano Banton | G | So. | 6-9 | 204 | Toronto, Ontario, Canada

2020-21 Averages: PPG: 13.5 | APG: 5.8 | RPG: 6.8 | SPG: 2.0

Worth Noting: Playmaking point guard with a nearly seven foot wingspan...Finished with 10 points, five boards and four assists vs. South Dakota...Had 12 points, nine rebounds and eight assists vs. NDSU...Had 18 points, seven boards and five assists vs. Nevada...Added 15 pounds since arriving on campus and ran the scout team last year as he was sitting out...Began career at Western Kentucky, where he played in 31 games, including 12 starts...Posted a double-double with 13 rebounds and 10 assists while adding eight points in a win over No. 15 Wisconsin...Posted three double-figure scoring games in 2018-19...Top-100 recruit in the class of 2018 after reclassification.

Career Bests (includes WKU): Pts: 18 | Reb: 13 | Ast: 10 | Stl: 3 (3x) | Bl: 4



#24 Trey McGowens | G | Jr. | 6-4 | 191 | Pendleton, S.C.

2020-21 Averages: PPG: 11.5 | APG: 1.5 | RPG: 4.0 | SPG: 1.3

Worth Noting: Two-year starter at Pittsburgh...Athletic guard who is disruptive on the defensive end...Had 13 points and six boards against South Dakota...Finished with 19 points and five caroms vs. NDSU...Started 32 games last season and ranked in the top 15 in the ACC in steals (fourth), assists (10th), assist-to-turnover ratio (15th, 1.26-to-1) and minutes played (13th, 33.8 per game) last season...Posted 20 double-figure scoring games, including three 20-point efforts...Two-time ACC Freshman of the Week posted a pair of 30-point games in 2018-19...Top-100 recruit who played at Hargrave Military Academy...Younger brother, Bryce, signed with NU in November.

Career Bests (includes Pittsburgh): Pts: 33 | Reb: 8 | Ast: 9 | Stl: 7




#0 Teddy Allen | G | Jr. | 6-6 | 222 | Mesa, Ariz.

2020-21 Averages: PPG: 19.0 | RPG: 5.8 | APG: 1.5 | SPG: 3.5

Worth Noting: Junior college transfer who is a prolific scoring threat...Ranks seventh in the Big Ten in scoring and first in steals...Finished with 23 points and five boards vs. South Dakota...Led NU with 22 points, seven rebounds and five steals vs. NDSU...No. 8 JUCO player in nation by JUCORecruiting.com...Averaged 31.4 ppg at Western Nebraska CC in 2019-20, the most by junior college player since 2014...Began college career at West Virginia, averaging 7.0 points and 2.7 rebounds per game, as the Mountaineers reached the Sweet 16...2017 Nebraska Gatorade High School Player of the Year at Boys Town HS (31.6 ppg, 12.8 rpg)...Younger brother (Timmy) is a second-team All-Pac 12 player at Utah.

Career Bests (includes W. Virginia): Pts: 24 | Reb: 9 | Ast: 2 (2x) | Stl: 5



#34 Thorir Thorbjarnarson | G | Sr. | 6-6 | 202 | Reykjavik, Iceland

2019-20 Averages: PPG: 2.8 | RPG: 3.0 | APG: 1.0 | SPG: 1.5

Worth Noting: Senior who has started 28 straight games dating back to last season...glue guy who can fill a variety of roles on the court...Had three boards and a steal vs. South Dakota...Had eight points in the opener vs. McNeese State...Averaged 8.8 points, 4.8 rebounds, 1.3 assists and 1.1 steals per game, finishing 10th in the Big Ten in steals and 14th in 3-point percentage (.372)...Reached double figures 13 times in 2019-20, highlighted by a trio of 17-point performances...Had first double-figure game last season at Georgia Tech...Started seven times in 2019...Grabbed a career-high 10 rebounds against No. 24 Wisconsin in 2018-19...NU's first scholarship player from Iceland and has been on the Iceland Senior National team since 2017.

Collegiate Career Bests: Pts: 17 (2x) | Reb: 10 | Ast: 5 | Stl: 5



#11 Lat Mayen | F | Jr. | 6-9 | 205 | Adelaide, Australia

2019-20 Averages (Chipola College): PPG: 9.5 | RPG: 6.8

Worth Noting: High motor forward who can stretch defenses with his shooting...Set career highs in rebounds (12) and assists (four) while adding six points vs. South Dakota...Tallied 12 points and four boards vs. NDSU...Rated the No. 18 JUCO Player nationally by JUCORecruiting.com...Averaged 11.8 points and 8.4 boards per game at Chipola, while grabbing 8.4 boards per game...Had eight double-doubles in 2019-20...Began career at TCU, where he played in 17 games in 2018-19 before a left knee injury...Averaged 2.1 points and 1.2 rebounds in 7.9 minutes per game...Had season highs of 12 points and six boards vs. West Virginia...Rated the No. 2 ranked player in Australia by AUSA Hoops...Attended Australian Institute of Sport.

Career Bests (includes TCU): Pts: 13 | Reb: 12 | Ast: 4 | Stl: 2

NATIONAL POLLS

AP TOP 25 (DEC. 7)

No	Team (1st)	Record	Points	Prev.
1	Gonzaga (54)	3-0	1,518	1
2	Baylor (7)	3-0	1,470	2
3	Iowa	3-0	1,385	3
4	Michigan State	5-0	1,296	8
5	Kansas	4-1	1,195	7
6	Illinois	3-1	1,104	5
7	Houston	4-0	1,090	10
8	Creighton	3-0	1,068	9
9	Villanova	4-1	1,033	12
10	Duke	2-1	954	6
11	West Virginia	4-1	918	11
12	Tennessee	0-0	767	13
T-13	Wisconsin	3-1	750	4
T-13	Texas	4-1	750	17
15	Virginia Tech	4-0	688	16
16	North Carolina	3-1	547	14
17	Texas Tech	4-1	541	17
18	Virginia	3-1	474	15
19	Richmond	2-0	419	19
20	Florida State	1-0	350	22
21	Rutgers	3-0	293	24
22	Ohio State	3-0	287	23
23	Arizona State	3-1	218	25
24	San Diego State	4-0	123	NR
25	Louisville	4-0	122	NR

Others receiving votes: Michigan 107, Saint Louis 94, Florida 90, Indiana 40, Oregon 26, Oklahoma St. 26, Marquette 22, Missouri 19, UConn 12, Xavier 9, Clemson 7, Alabama 5, Washington St 3, Maryland 2, UCLA 1, SMU 1, Oklahoma 1

USA TODAY COACHES POLL (DEC. 7)

No	Team (1st)	Record	Points	Prev.
1	Gonzaga (23)	3-0	788	
2	Baylor (8)	3-0	774	
3	Iowa (1)	3-0	717	
4	Michigan State	5-0	679	
5	Kansas	4-1	585	
6	Villanova	4-1	581	
7	Creighton	3-0	561	
8	Houston	4-0	529	
9	Illinois	3-1	525	
10	West Virginia	4-1	471	
11	Duke	2-1	458	
12	Texas	4-1	407	
13	Wisconsin	3-1	361	
14	North Carolina	3-1	331	
15	Virginia Tech	4-0	315	
16	Tennessee	0-0	311	
17	Texas Tech	4-1	310	
18	Virginia	3-1	268	
19	Richmond	2-0	198	
20	Ohio St.	3-0	176	
21	Florida State	1-0	167	
22	Rutgers	3-0	161	
23	Arizona State	3-1	121	
24	Louisville	4-0	95	
25	Florida	3-0	83	

No. 9 Kentucky; No. 20 Oregon; No. 21 UCLA; No. 25 Alabama. Michigan 78; San Diego St. 50; Saint Louis 44; UCLA 38; Oregon 34; Oklahoma State 30; Indiana 26; Marquette 16; Missouri 15; North Dakota 14; Oklahoma 13; Louisiana State 13; Arkansas 11; NC State 10; Clemson 10; Maryland 6; Connecticut 6; Xavier 5; Memphis 2; Drake 2; Western Kentucky 1; Southern Methodist 1; Kentucky 1; Alabama 1; Abilene Christian 1.

2020-21 BIG TEN STANDINGS (AS OF DEC. 6)

Team	B1G	Pct.	Overall	Pct.
Iowa	0-0	0.000	3-0	1.000
Maryland	0-0	0.000	4-0	1.000
Michigan	0-0	0.000	4-0	1.000
Michigan State	0-0	0.000	5-0	1.000
Minnesota	0-0	0.000	4-0	1.000
Northwestern	0-0	0.000	2-0	1.000
Ohio State	0-0	0.000	3-0	1.000
Rutgers	0-0	0.000	3-0	1.000
Illinois	0-0	0.000	3-1	0.750
Indiana	0-0	0.000	3-1	0.750
Nebraska	0-0	0.000	3-1	0.750
Purdue	0-0	0.000	3-1	0.750
Wisconsin	0-0	0.000	3-1	0.750
Penn State	0-0	0.000	2-1	0.667

Date	Matchup or Result	Time
12/8	Purdue at Miami	4 p.m.
12/8	Boston College at Minnesota	6 p.m.
12/8	Ohio State at Notre Dame	6:30 p.m.
12/8	North Carolina at Iowa	6:30 p.m.
12/8	Penn State at Virginia Tech	8 p.m.
12/8	Illinois at Duke	8:30 p.m.
12/8	Syracuse at Rutgers	8:30 p.m.
12/9	North Carolina State at Michigan	ccd
12/9	Rhode Island at Wisconsin	3:30 p.m.
12/9	Maryland at Clemson	4 p.m.
12/9	Georgia Tech at Nebraska	6:15 p.m.
12/9	Michigan State at Virginia	8:15 p.m.
12/9	Indiana at Florida State	8:15 p.m.
12/9	Pittsburgh at Northwestern	8:15 p.m.
12/10	Kansas City at Minnesota	7 p.m.
12/11	Nebraska at Creighton	6 p.m.
12/11	Iowa State at Iowa	8 p.m.
12/12	Indiana State at Purdue	6:30 p.m.
12/12	Illinois at Missouri	7 p.m.
12/13	Oakland at Michigan State	11 a.m.
12/13	North Alabama at Indiana	11 a.m.
12/13	Northern Illinois at Iowa	1 p.m.
12/13	Penn State at Michigan*	1 p.m.
12/13	SIU-Edwardsville at Northwestern	3 p.m.
12/13	Cleveland State at Ohio State	3 p.m.
12/14	Rutgers at Maryland*	5 p.m.

*-Big Ten game

SCOUTING GEORGIA TECH

Georgia Tech comes into Wednesday's game with a 1-2 record following a 79-62 win over No. 20 Kentucky on Sunday. The Yellow Jackets lost to Georgia State 124-120 in quadruple overtime on opening night before an 83-73 setback to Mercer put Georgia Tech at 0-2. In the win over Kentucky, the Yellow Jackets forced 21 turnovers and turned them into 33 points and put five players in double figures. Moses Wright had 21 points, eight rebounds and three blocked shots, as Georgia Tech shot 52 percent from the field and put five players in double figures.

Josh Pastner is in his fifth season at the helm of the Georgia Tech program and guided the Yellow Jackets to an NIT finals appearance in his first season at the school, but the 22 wins that season were vacated by the NCAA Committee on Infractions. Georgia Tech finished 17-14 last season and was fifth in the ACC with an 11-9 mark. The Yellow Jackets were playing their best basketball down the stretch, winning six of its final seven games in ACC play. Prior to taking over at Georgia Tech, Pastner led Memphis to five postseason appearances in seven years at the school, including a pair of appearances in the round of 32.

The Yellow Jackets returned four starters and five of its top six scorers from a year ago, including the starting backcourt of Michael Devoe (12.7 ppg, 3.6 apg, 7.0 rpg) and Jose Alvarado (15.7 ppg, 4.3 apg, 5.3 rpg, 3.0 spg). Against Kentucky, Georgia Tech went with a three-guard lineup with Devoe, Alvarado and Bubba Parham (15.0 ppg, 3.0 rpg). Wright, who averaged 13.0 points and 7.0 rebounds per game last year, leads the Yellow Jackets in both scoring (24.0 ppg), rebounding (10.7 rpg) and blocked shots (1.3 rpg).

Series History: Georgia Tech has won both previous meetings, including last season's game. The only other meeting was a 66-49 Georgia Tech win in the first round of the 1983 Cotton States Classic in Atlanta. Dave Hoppen led NU with 19 points, but was the only Husker to finish in double figures.

Last season: Haanif Cheatham produced his first career double-double for the Huskers, but Georgia Tech's Michael Devoe flirted with a triple-double to lead Georgia Tech to a 73-56 victory. Cheatham paced the Huskers with 14 points and 11 rebounds, the first double-figure rebounding game of his career. Cam Mack, Jervay Green and Thorir Thorbjarnarson all added 11 points for Nebraska, but the Huskers shot just 32 percent from the field – including 25 percent in the second half – and were 8-of-18 from the free throw line. Nebraska (4-4) also committed 18 turnovers which led to 18 Yellow Jacket points. Devoe put up 26 points, eight rebounds and seven assists for Georgia Tech, while Moses Wright added 18 points and nine rebounds for the Yellow Jackets, who used a 21-6 spurt to take control.

LAST TIME OUT

Teddy Allen scored 16 of his 23 points in the second half, as Nebraska improved to 3-1 on the season with a 76-69 win over South Dakota on Tuesday evening.

Allen and Kobe Webster combined for 13 points in a 19-6 second-half run, turning a 48-43 lead into an 18-point cushion with 6:01 remaining. Allen's 23 points led five Huskers in double figures, while Webster had eight of his 11 points off the bench in the second half.

Trey McGowens (13), Shamiel Stevenson (11) and Dalano Banton (10) also finished in double figures, as Nebraska shot just 40 percent, but went 21-of-30 from the foul line and out-rebounded the Coyotes, 48-38, as Lat Mayen pulled down a career-high 12 boards.

A.J. Plitzuweit finished with 24 points, including four 3-pointers, while Stanley Umude finished with 23 points and added 11 rebounds and five assists for South Dakota, which shot just 35 percent in falling to 0-3 on the season.

Allen, who played just six minutes in the first half because of foul trouble, got going offensively in the opening minutes, scoring NU's first seven points of the second half. Leading 48-43, the Huskers seized momentum with nine straight points, including seven from Webster and Dalano Banton to stretch the lead to 57-43. A putback from Nikola Zizic ended a nearly four-minute scoring drought for USD, but a Webster 3-pointer began a 9-4 spurt that extended the lead to 18 after an Allen jumper with just over six minutes remaining.

South Dakota chipped away and got within 69-59 after a Plitzuweit 3-pointer capped a 6-0 spurt with 2:57 left, but Banton's 3-point play with 2:29 left stretched the Husker lead back out to 13.

ACC/BIG TEN CHALLENGE PRIMER

The 2020-21 season marks the 22nd edition of the Big Ten/ACC Challenge. The Big Ten is 6-12-3 all-time in the ACC/Big Ten Challenge, but 6-2-3 over the past 11 years. In case of a tie, the Cup remains with the conference that won the event most recently. Last year, the Big Ten won eight of the 14 matchups in 2019.

- Nebraska is 5-4 in the ACC/Big Ten Challenge since joining the Big Ten in the 2011-12 season and joins Purdue (11-8) and Penn State (10-9) as the only three Big Ten programs with winning records.
- Nebraska is 2-2 in home challenge games including a win in 2017, which was NU's most recent home game in the challenge.
- Of Nebraska's four losses, two have been by two points (55-53 to Wake Forest in 2011; 60-58 at Clemson in 2016) and another came in overtime (77-72 in 2015).

WORTH NOTING

- Lat Mayen finished with a career high 12 rebounds, doubling his previous career best of six on two occasions.
- Nebraska put five players in double figures, the third time in four games NU has posted at least four double-figure scorers
- Teddy Allen posted his second straight 20-point game with a 23-point effort.
- Yvan Ouedraogo tied a career high with two blocked shots. He had blocked two against George Mason and Michigan State during his freshman year.
- Nebraska posted a 24-12 advantage in bench points, including 11 points apiece from Shamiel Stevenson and Kobe Webster
- Nebraska has held three of its four opponents to under 40 percent as South Dakota shot 35.4 percent from the floor.
- Nebraska committed a season-high 15 turnovers. It marked the first time NU had committed more than 10 turnovers.

ACC/BIG TEN CHALLENGE HISTORY

Year	Opponent	Score
2019	at Georgia Tech	L, 56-73
2018	at Clemson	W, 68-66
2017	Boston College	W, 71-62
2016	at Clemson	L, 58-60
2015	No. 21 Miami	L, 72-77 (ot)
2014	at Florida State	W, 70-65
2013	Miami	W, 60-49
2012	at Wake Forest	W, 79-63
2011	Wake Forest	L, 53-55

HUSKERS GET JUMP ON OPPONENTS

Nebraska has shown the ability to get off to fast starts. NU has outscored its four opponents by a combined score of 40-16 prior to the first media timeout. South Dakota was the first team to take a lead against Nebraska in the opening segment of the game. Against North Dakota State on Nov. 28, the Huskers jumped out to a 16-4 lead in the first segment and never trailed against the Bison.

Fast Starts

Opponent	Score	Timeout (Time)
vs. McNeese State	11-3	U-16 TO (15:56)
vs. Nevada	7-2	U-16 TO (14:42)
vs. North Dakota State	16-4	U-16 TO (14:27)
vs. South Dakota	6-7	U-16 TO (15:24)

STEALS = BASKETS

Nebraska's length on the defensive end has been disruptive during the early portion of the campaign. The Huskers enter the week ranked sixth nationally with 12.0 steals per game, a total which leads the Big Ten. NU has taken advantage of those turnovers, averaging 23.0 ppg off of opponent turnovers in the first four games.

- Nebraska had 10+ steals in each of its first three games, marking the first time since the 2016-17 season and just the second time since 2010.
- Teddy Allen (3.5 spg, first) and Dalano Banton (2.0 spg, fourth) rank among the Big Ten leaders in steals.
- Allen is one of four players nationally - and two from power conferences - with a pair of five-steal games as of Dec. 6.
- Nebraska is one of 30 teams nationally averaging more than 10.0 steals per game.

A UNIQUE POINT GUARD

It is not often that you see a point guard handling jump ball duties, but Dalano Banton is not your typical point guard, and NU coach Fred Hoiberg is finding ways to incorporate Banton's unique skills. The 6-foot-9 sophomore provides a unique focal point to the Huskers' attack and is averaging 13.5 points, 6.8 rebounds and 5.8 assists per game. He comes into the Georgia Tech game ranking among the Big Ten leaders in assists (fifth), steals (fourth), assist-to-turnover ratio (3.8-to-1, ninth) and rebounding (19th). Banton, a former top-100 recruit, has reached double figures in all four games and nearly posted a triple double with 12 points, nine rebounds and eight assists in the win over North Dakota State. In the loss to Nevada, Banton led NU in scoring (17), rebounding (seven) and assists (five).

TEDDY BUCKETS

Junior college transfer Teddy Allen has lived up to his billing as an elite scorer. The 6-foot-6 junior guard leads Nebraska and ranks seventh in the Big Ten in scoring at 19.0 points per game while also chipping in 5.3 rebounds and 3.6 steals per game. His 19.0 ppg leads all Big Ten newcomers.

Allen, who averaged 31.4 points per game at Western Nebraska Community College last season, has been in double figures in all four games and posted 20-point games against both North Dakota State (22) and South Dakota (23). He now has five career 20-point games, as he had three as a freshman at West Virginia in 2017-18. Against South Dakota, Allen scored 16 of his points in the second half after playing just six first-half minutes because of foul trouble.

HOIBERG HOPES FOR SECOND-YEAR TURNAROUND

Nebraska Coach Fred Hoiberg is looking to orchestrate a turnaround similar to his second season at Iowa State. That Cyclone team was similar to the 2020-21 Huskers, as they featured several sit-out transfers from the previous year and added them to a pair of returning starters. The Huskers, like the Cyclones in 2011-12, have two starters back, and added several transfers.

School	Year One	Starters R/L	Sit-Outs	Newcomers	Year Two
ISU (2011-12)	16-16 (3-13)	2/3	4	3	23-11 (12-6)
NEB (2020-21)	7-25 (2-18)	2/3	3	7	TBD

HUSKERS LOOK TO PUSH PACE

When Nebraska coach Fred Hoiberg talks about playing with pace, he means it. His first Nebraska team led the Big Ten and was the only conference program in the top-50 nationally in tempo in 2019-20. It was the highest finish of any Big Ten program in the KenPom database since the site began tracking in 2001-02.

In six seasons as a college head coach, his teams have ranked in the top-50 in tempo five times - that matches the entire number of times that a Big Ten program has done it since the 2001-02 campaign. Prior to Hoiberg's arrival, the last time a Husker team was in the top-100 nationally in tempo according to KenPom was in 1999-2000 under Danny Nee.

Pace Under Hoiberg

Year	Hoiberg-Coached Team	Big Ten Leader
2010-11	Iowa State (34th)	Iowa (100th)
2011-12	Iowa State (128th)	Iowa (70th)
2012-13	Iowa State (30th)	Iowa (95th)
2013-14	Iowa State (12th)	Iowa (29th)
2014-15	Iowa State (10th)	Minnesota (47th)
2019-20	Nebraska (16th)	Same
2020-21	Nebraska (22nd)	Same

LEARFIELD IMG COLLEGE HUSKER SPORTS NETWORK

Kent Pavelka

- Is in his 34th season of calling Husker men's basketball
- Called NU basketball for two stretches from 1974-1996 before returning to play-by-play duties full time in 2006-07
- Called his 1,000th Husker basketball game in 2018-19
- Six-time Nebraska SportsCaster of the Year who was inducted into the Nebraska Broadcasters Hall of Fame in 2019

Jake Muhleisen

- Is in his third season as full-time color analyst after filling in part time for several seasons
- Four-year starter at Nebraska from 2002-05
- Three-year team captain during his career

Ben McLaughlin

- Fills in as a color analyst for select broadcasts
- Co-hosts Sports Nightly and works on the Learfield IMG College football and baseball broadcasts

2020-21 Network Affiliates

City	Station	Location
Ainsworth	KBRB	1400 AM
Alliance	KCOW	1400 AM
Beatrice	KWBE	1450 AM
Broken Bow	KBBN	95.3 FM
Chadron	KCSR	610 AM
Columbus	KJSK	900 AM
Fairbury	KGMT	1310 AM
Falls City	KTNC	1230 AM
Fremont	KFMT	105.5 FM
Grand Island	KRGI	1430 AM
Hastings	KHAS	1230 AM
Holdrege	KUVR	1380 AM
Kearney	KGFV	1340 AM
Lexington	KRVN	880 AM
Lincoln	KLIN	1400 AM
McCook	KSWN	93.9 AM
Nebraska City	KNCY	1600 AM
Nebraska City	KBIE	103.1 FM
Norfolk	KNEN	94.7 FM
North Platte	KODY	1240 AM
North Platte	KXNP	106.1 FM
O'Neill	KRBX	102.9 FM
Omaha	KXSP	590 AM
Scottsbluff	KNEB	960 AM
Sidney	KSID	1340 AM
Superior	KRFS	1600 AM
Superior	KRFS	103.9 FM
Valentine	KVSH	940 AM

Nationwide

- Huskers.com and Huskers App
- TuneIn.com/Huskers and TuneIn App
- SiriusXM Satellite Radio

QUICK FACTS

University of Nebraska Information

Location Lincoln, Neb.
 Founded 1869
 Enrollment 25,057
 Nickname Cornhuskers, Huskers
 Colors Scarlet & Cream
 Affiliation NCAA Division I
 Conference Big Ten Conference
 Home Arena Pinnacle Bank Arena
 Capacity/Year Opened 15,000/2013
 Chancellor Ronnie Green
 Faculty Rep. Scott M. Fuess Jr.
 Athletics Director Bill Moos
 Deputy A.D./Chief of Staff John Johnson
 Athletic Dept. Phone (402) 472-4224
 Assistant A.D./Ticketing Holly Adam
 Ticket Office Phone (402) 472-3111 or 1-800-8BIGRED
 Website Huskers.com

Basketball History

First year of basketball 1896-97
 Regular-season conference titles (last) 7 (1950)
 Postseason conference titles (last) 1 (1994)
 All-time postseason appearances 26
 All-time postseason record 24-25
 NCAA Appearances (last) 7 (2014)
 NIT Appearances (last) 19 (2019)

Basketball Staff

Head Coach Fred Hoiberg
 Alma Mater (Year) Iowa State (1995)
 Record at Nebraska 10-26 (2nd season)
 Overall NCAA Coaching Record 125-82 (7th season)
 Assistant Coaches Matt Abdelmassih (2nd season)
 Armon Gates (3rd season)
 Doc Sadler (2nd season as asst./8th season overall)
 Special Assistant to the Head Coach Bobby Lutz (1st season)
 Strength Coach Tim Wilson
 Graduate Managers Jon Harris Jr. and Athan Katsantonis
 Director of Operations Luca Virgilio
 Asst. Director of Operations Sheryl Burbach
 Video Coordinator Matt Holt
 Director of Player Development Buzzy Caruthers
 Assistant Athletic Trainer R.J. Pietig
 Equipment Manager Pat Norris

2020-21 Team Information

Final Record 7-25 (5-11 H, 0-12 A, 2-2 N)
 Big Ten Record (Finish) 2-18 (14th)
 Big Ten Championship 0-1, lost to Indiana 64-89
 Postseason None
 Starters Returning/Lost 2/3
 Lettermen Returning/Lost 5/7
 Scholarship Newcomers 7

Communications Contact

Sr. Assoc. Director/MBB Contact Shamus McKnight
 Office Phone (402) 472-777
 Cell Phone (402) 540-0268
 E-Mail smcknight@huskers.com
 Press Row Phone (402) 904-5925
 Communications Mailing Address
 One Memorial Stadium, P.O. Box 880123,
 800 Stadium Drive, Lincoln, NE 68588-0123

HUSKERS ADD EXPERIENCED NEWCOMERS

Nebraska adds an influx of veterans in 2020-21, gaining the services of seven scholarship players with previous Division I experience. The group has combined for nearly 3,000 points along with over 1,000 rebounds and 600 steals during their careers and includes multi-year starters Kobe Webster (Western Illinois) and Trey McGowens (Pittsburgh). The Huskers also gain the services of three players (Dalano Banton, Shamiel Stevenson and Derrick Walker) who had to sit out the 2019-20 campaign after transferring to Nebraska.

- Nebraska's top six scores after three games are all newcomers, including five averaging double figures. In fact, 91.3 percent of the Huskers' offense has come from players who did not play at Nebraska in 2019-20.
- All 18 of the Huskers' double-figure efforts this season have been by players in their first season of competition at NU.
- Nebraska will add additional experience in mid-January when Derrick Walker becomes eligible in January. Walker is serving a 14-game suspension from a violation of NCAA rules that occurred while Walker was a member of the Tennessee basketball program in 2018-19.

Looking at Nebraska's Transfers

Player	School	Points	Rebounds	Assists	Steals
Delano Banton	Western Kentucky	105	92	65	14
Shamiel Stevenson	Pittsburgh	288	148	36	19
Derrick Walker	Tennessee	92	107	16	9
Kobe Webster	Western Illinois	1417	336	287	77
Trey McGowens	Pittsburgh	764	213	173	127
Lat Mayen	TCU	36	21	4	4
Teddy Allen	West Virginia	244	96	19	13
Division I Totals		2,946	1,013	600	263

THOR EMERGED AS SCORING THREAT

Senior Thorir Thorbjarnarson emerged as a key part of the Huskers' attack in 2019-20. He started the Huskers' final 24 games and is NU's top returning scorer at 8.8 points per game while also chipping in 4.8 rebounds per contest. He shot 46 percent from the field and 37 percent from 3-point range, finishing 14th in the Big Ten in 3-point percentage after making just six 3-pointers in his first two seasons.

- In Big Ten play, he averaged 10.6 ppg while leading NU in field goal percentage (.455) and 3-point percentage (.364). He was also second in rebounding (5.5 rpg) and assists (1.7 apg).
- His 9.1 ppg increase in conference play from last season was the third-largest jump in the Big Ten this season, trailing only Big Ten Player of the Year Luka Garza and NBA draft pick Daniel Oturu.
- Thorbjarnarson has gotten off to a slow offensive start, averaging just 2.8 points in NU's first four games, but has made other significant contributions which don't often show up in the box score. He is fourth on the team in minutes and the Huskers have a +44 when he's been on the floor in 2020-21. The senior is third on the team in steals (1.5 spg) and averages 3.0 rebounds per game.

LIGHTER OUEDRAOGO LOOKS FOR BIGGER ROLE

One of the biggest changes on the Husker roster is a new slimmed down look for sophomore Yvan Ouedraogo. The 6-foot-9 forward went home in March and worked on his body during the pandemic. The 18-year old dropped nearly 20 pounds while back home and that has greatly improved his game during fall practice.

- He has come off the bench in the early going, averaging 4.3 points and 5.5 rebounds per game in nearly 19 minutes of action. He has grabbed at least seven rebounds in two of the Huskers' four games. In the win over South Dakota, he grabbed five rebounds and blocked a pair of shots in 18 minutes of work.
- Ouedraogo made 30 starts as a true freshman, averaging 5.7 points and a team-high 6.3 rebounds per game in just over 21 minutes per game. He finished third among Big Ten true freshmen in rebounding in 2019-20.
- He became the third freshman to lead NU in rebounding in a season, joining Aleks Maric (6.3, 2005-06) and John Turek (6.2, 2001-02). Ouedraogo set NU's freshman rebounding record with 203, breaking the mark of 169 by Aleks Maric.
- He played some of his best basketball down the stretch, averaging 6.8 points on 49 percent shooting and 7.6 rebounds per game over Nebraska's last nine games.
- Ouedraogo's best performance of the ypoints (11), rebounds (19) and minutes (38). His 19 rebounds were the most ever by a Husker freshman and most by any Husker since 2007.
- Ouedraogo's three double-doubles tied for the most ever by a Husker freshman, as he also had double-doubles against Illinois (11 points/10 rebounds) on Feb. 24 and vs. Texas A&M-Corpus Christi (11 points/14 rebounds) on Dec. 29.

NU FRESHMAN REBOUNDING TOP-5

No.	Name	Rebounds
1.	Yvan Ouedraogo (2020)	203
2.	Aleks Maric (2005)	169
3.	John Turek (2002)	162

NU FRESHMAN SINGLE-GAME BOARDS

No.	Player	Opponent (Date)
19	Yvan Ouedraogo vs. NW	3/1/2020
17	Ron Taylor vs. UNI	12/20/1973
17	Brian Conklin vs. K-State	2/14/2001

FROM COLLEGE TO THE NBA AND BACK AGAIN

Nebraska's Fred Hoiberg is in an exclusive club, as he was one of just 10 current Division I coaches to coach in both Division I and in the NBA in 2020-21. He spent three-plus seasons with the Chicago Bulls, guiding the Bulls to the NBA Playoffs in 2016. Hoiberg's 270 regular-season NBA games rank second among the 10 former NBA coaches in the collegiate ranks. Hoiberg also brings five years of NBA front office experience, as he worked with the Minnesota Timberwolves from 2005 to 2010.

Coach, School	NBA Head Coach, Years
John Calipari, Kentucky	New Jersey, 1996-99
Leonard Hamilton, Miami	Washington, 2000-01
Fred Hoiberg, Nebraska	Chicago, 2015-18
Lindsey Hunter, Mississippi Valley State	Phoenix, 2013
Lon Kruger, Oklahoma	Atlanta, 2000-03
Larry Krystkowiak, Utah	Milwaukee, 2007-08
Eric Musselman, Arkansas	Golden State, 2002-04; Sacramento, 2006-07
Terry Porter, Portland	Milwaukee, 2003-05; Phoenix 2008-09
Rick Pitino, Iona	New York, 1987-89; Boston, 1997-2001
Darrell Walker, Arkansas Little Rock	Toronto, 1996-98; Washington, 1999-2000

HUSKERS SIGN TALENTED TRIO

The three-member class that the Nebraska basketball program signed earlier this month has been lauded as one of the nation's top recruiting classes.

The trio of Wilhelm Breidenbach, Bryce McGowens and Keisei Tominaga has NU ranked 19th in the ESPN.com team ranking while also earning top 30 spots by both 247Sports and Rivals. The class is rated fourth in the Big Ten by all three outlets, and Nebraska is one of three Big Ten programs – joining Michigan and Michigan State – in signing a five-star recruit in the class of 2021.

NU's class features a pair of top-100 recruits in McGowens and Breidenbach, who are two of the three-highest-rated players Nebraska has signed in the 247 composite database, which compiles all of the major recruiting sites into one list. McGowens, a five-star recruit, is the highest ranked prospect Nebraska has signed since the current national recruiting sites began nearly 20 years ago.

On the ESPN100, McGowens ranked No. 33 nationally and is the highest-ranked recruit NU has signed out of high school, while Breidenbach's No. 53 ranking would have previously tied Ed Morrow Jr. in 2015 for the highest-ranked Husker recruit in ESPN's database. He was ranked as high as No. 23 nationally by both Rivals and 247 Sports.

HUSKER NOTEBOOK

- Nebraska is 45-11 (.804) against non-conference foes since moving into Pinnacle Bank Arena in 2013-14.
- The Huskers are 15-17 all-time against the ACC Conference, while Wednesday's game will be the first against an ACC foe in Lincoln since 2017.
- Nebraska's 2020-21 roster features players from six countries (United States, Canada, Iceland, England, France and Australia). Nebraska's six international players tie for eighth nationally and ties for third among power conference programs (Arizona and Washington State-7 apiece).
- Nebraska is a bigger and more experienced team in Hoiberg's second season. Last year, Nebraska ranked among the least experienced Division I programs and was one of the smallest teams in the Big Ten according to data from KenPom. This season, the Huskers have made significant improvements in both areas.

Adding Size and Experience

Personnel	20-21 (Rank)	B1G Rank	2019-20 (Rank)	B1G Rank
Experience:	2.00 yrs (71)	4th	1.41 yrs (267)	9th
Average Height:	78.2" (24)	5th	77.0" (142)	13th

• Nebraska enters the weekend ranked sixth in the Big Ten and 79th nationally with 8.8 3-pointers per game. It is not surprising that Nebraska relied on its 3-point shooting, as Hoiberg's Iowa State teams led the Big 12 in 3-pointers in four of his five seasons at the school. The Huskers averaged 7.9 3-pointers per game last season to rank second in school history. It marked NU's highest per game total since the 2001-02 season. NU finished with 253 3-pointers, which ranked third in school history.

Most 3-Pointers/Game in School History

No.	School	Games	3-Pointers/Game
1.	2001-02	28	9.54
2.	2019-20	32	7.90
3.	2006-07	31	7.87
4.	2018-19	36	7.50

• Nebraska signed a pair of top-20 junior college prospects for the second straight season. Junior guard Teddy Allen was rated eighth by JUCORecruiting.com, while forward Lat Mayen was tabbed 18th nationally by the publication. The Huskers were one of three programs nationally to sign a pair of top-20 JUCO recruits (St. John's and Southern Miss).

• Nebraska played in four overtime games in 2019-20, matching the Huskers' single-season record. It marked the sixth time that NU played in four overtime contests (also 2007-08, 1996-97, 1986-87, 1979-80 and 1955-66). The Huskers, who went 1-3 in OT games, played a quarter of all overtime games by Big Ten teams in 2019-20. The Huskers are 63-50 all-time in overtime games in program history entering the 2020-21 season.

CUTOUPS ON SALE FOR 2020-21 SEASON

Husker fans can get their pictures in Pinnacle Bank Arena for the entire 2020-21 season by purchasing Nebraska Basketball fan cutouts at shop.fancutouts.com/products/nebraska-basketball. Nebraska Basketball fan cutouts are only \$55 and all proceeds from the season-long campaign will support Husker student-athletes and allow Nebraska Athletics to address the areas of greatest need during this challenging time.

- At the end of the basketball season, fans will have the opportunity to pick up their cutouts free of charge. Fans who wish to have their cutouts shipped after the season will be charged an additional \$25 per order at the time of purchase
- All sales are final. Cutout locations may be subject to change throughout the season depending on permissible fan capacity.

TOP-10 PINNACLE BANK ARENA CROWDS

No.	Attend.	Opponent	Date
1.	15,998	Wisconsin	March 9, 2014
2.	15,991	Penn State	Feb. 25, 2018
3.	15,987	Tennessee-Martin	Nov. 28, 2014
4.	15,978	Northwestern	March 1, 2014
5.	15,952	Iowa	Jan. 27, 2018
6.	15,950	Creighton	Dec. 8, 2018
7.	15,949	Arkansas State	Dec. 14, 2013
8.	15,946	South Dakota State	Nov. 15, 2019
9.	15,945	Minnesota	Jan. 26, 2014
10.	15,933	Iowa	Feb. 22, 2015

RECORD AT PINNACLE BANK ARENA

Season	Wins	Losses	Pct.
2013-14	15	1	.938
2014-15	10	6	.625
2015-16	10	8	.556
2016-17	8	8	.500
2017-18	16	1	.941
2018-19	13	5	.722
2019-20	5	11	.313
2020-21	3	1	.750
Totals	80	41	.661

NEBRASKA BOASTS HIGHEST EVER GSR SCORE

Nebraska student-athletes have posted a 94 percent NCAA Graduation Success Rate (GSR), continuing the Huskers' long tradition of being a national leader in the classroom. The NCAA released its GSR scores on Nov. 17, with Nebraska recording its highest all student-athlete rate for the eighth consecutive year. It also marked the third straight year Nebraska has achieved a GSR of 90 percent or higher.

At the conference level, the 94 percent mark is tied for second among 14 Big Ten schools. On the national scale, Nebraska's GSR ranks in a tie for 10th among 65 Power Five Schools, and third among public institutions at the Power Five level.

The Husker men's basketball program achieved a 100 percent GSR, and was one of 13 Husker programs to post a 100 GSR in the latest rankings.

The 94 percent GSR rate is another milestone for a program that has long been a national leader in academic and athletic achievement. Nebraska leads the nation with 340 CoSIDA Academic All-Americans in school history across all sports. Nebraska also leads the nation with 18 NCAA Today's Top 10 Award winners.

AROP TO MISS 2020-21 SEASON

University of Nebraska Head Coach Fred Hoiberg announced on Nov. 12 that sophomore Akol Arop will miss the entire 2020-21 season following knee surgery. According to Nebraska Men's Basketball Athletic Trainer R.J. Pietig, Arop had an arthroscopic procedure in early November to address chronic issues with his left knee. Pietig said that the surgery was a success and a full recovery will take six months.

Arop played in 21 games as a true freshman for the Huskers. While he averaged just 1.0 points and 1.3 rebounds per game in 2019-20, Arop saw most of his action down the stretch, playing at least 20 minutes in each of the Huskers' final three games. He set personal bests in minutes (23) and blocked shots (two) in the Big Ten Tournament against Indiana, while the 6-foot-5 forward snared a season-high six rebounds in 20 minutes of work at No. 25 Michigan.

NEBRASKA HEAD COACH FRED HOIBERG

AT NEBRASKA (2019-PRESENT)

• Hired as Nebraska's 28th men's basketball coach on March 30, 2019, a position his grandfather (Jerry Bush) held for nine seasons from 1954 to 1963.

CHICAGO BULLS (2015-18)

- Coached the Chicago Bulls for three-plus seasons, posting a 115-155 record.
- Became just the fifth coach in franchise history to post a winning record in his debut season.
- Took the Bulls to the 2017 NBA Playoffs where they won the first two games against the top-seeded Boston Celtics, as the Bulls were the first No. 8 seed to take a 2-0 lead against a No. 1 seed since 1993.
- Was the fifth coach in NBA history to have each of his first two career playoff victories come on the road.

IOWA STATE (2010-15)

- Served as head coach at his alma mater for five seasons, posting a 115-56 record, which is the top winning percentage in school history (.673).
- Led the Cyclones to four straight NCAA Tournament appearances - a program record - while his 115 wins were the most in a five-year stretch in school history.
- Guided Iowa State to back-to-back Big 12 Tournament titles in 2014 and 2015.
- Produced four All-Americans, 12 All-Big 12 honorees and 10 players who played in the NBA.
- Named Big 12 Coach of the Year in 2012, as the Cyclones went from three conference wins to 12 in one season.
- Won 28 games and reached the NCAA Sweet 16 in 2014.
- Led the Big 12 in scoring offense in two of his last four seasons and topped the conference in 3-pointers four times in five years.

MINNESOTA TIMBERWOLVES (2005-10)

- Served as Vice President of Basketball Operations in 2009-10, overseeing the day-to-day operations of basketball programs including college and pro scouting, salary cap management and NBA Draft preparations.
- Was the Assistant General Manager for three seasons, helping the Timberwolves orchestrate a draft-day trade for five-time all-star Kevin Love in 2008.

AS AN NBA PLAYER (1995-2005)

- Spent 10 years in the NBA with the Indiana Pacers (four seasons), Chicago Bulls (four seasons) and Minnesota Timberwolves (two seasons) after being selected in the second round of the 1995 NBA Draft.
- Was a member of three NBA Playoff Teams, including a Timberwolves team that reached the 2004 Western Conference Finals.
- Shot 40 percent from 3-point range during his career and led the NBA in 3-point shooting in his final season (48.3, 2004-05).
- Ended his NBA career abruptly at the age of 33 after undergoing open-heart surgery to repair an aneurysm in his aortic root.

IOWA STATE PLAYING CAREER (1991-95)

- Started all four seasons at Iowa State, averaging 15.8 points, 6.9 rebounds, 2.8 assists and 1.6 steals per game in his collegiate career.
- His No. 32 was retired by Iowa State in 1997 and Hoiberg is a member of the ISU Hall of Fame.
- Garnered third-team All-America honors as a senior in 1994-95, averaging 19.9 points per game to help the Cyclones win a then-school-record 23 games and was named Big Eight Co-Male Athlete of the Year in 1995.
- Two-time Academic All-American who was inducted into the CoSIDA Academic Hall of Fame in 2016.



FRED HOIBERG'S COLLEGIATE COACHING RECORD

Year	School	Overall Record	Pct.	Conf. Record	Pct	Conf. Finish	Postseason
2010-11	Iowa State	16-16	.500	3-13	.188	12th	None
2011-12	Iowa State	23-11	.676	12-6	.677	T-3rd	NCAA Third Round
2012-13	Iowa State	23-12	.657	11-7	.611	T-4th	NCAA Third Round
2013-14	Iowa State	28-8	.778	11-7	.611	T-3rd	NCAA Sweet 16
2014-15	Iowa State	25-9	.735	12-6	.677	T-2nd	NCAA Second Round
2019-20	Nebraska	7-25	.219	2-18	.100	14th	None
2020-21	Nebraska	3-1	.750	0-0	.000	-	-
Totals		125-82	.604	51-57	.472	-	


2020-21 TELEVISION/RADIO ROSTER




0 | TEDDY ALLEN
Jr. | G | 6-6 | 223




2 | TREY MCGOWENS
Jr. | G | 6-4 | 191



3 | ELIJAH WOOD
Fr. | G | 6-5 | 174



4 | SHAMIEL STEVENSON
Jr. | G/F | 6-6 | 245




10 | KOBE WEBSTER
Sr. | G | 6-0 | 172




11 | LAT MAYEN
Jr. | F | 6-9 | 205



13 | DERRICK WALKER
Jr. | F | 6-8 | 232




14 | TREVOR LAKES
Sr. | F | 6-7 | 215



21 | JACE PIATKOWSKI
Rfr. | G | 6-3 | 184




24 | YVAN OUEDRAOGO
So. | F | 6-9 | 245



30 | CHRIS MCGRAW
So. | G | 6-0 | 170




33 | AKOL AROP
So. | F | 6-5 | 203




34 | THORIR THORBJARNSON
Sr. | G | 6-6 | 202



35 | EDUARDO ANDRE
Fr. | F | 6-10 | 228



44 | BRET PORTER
Rfr. | F | 6-5 | 228



45 | DALANO BANTON
So. | G | 6-9 | 204



FRED HOIBERG
Head Coach



MATT ABDELMASSIH
Assistant Coach



ARMON GATES
Assistant Coach



DOC SADLER
Assistant Coach



BOBBY LUTZ
Special Assistant to the
Head Coach



LUCA VIRGILIO
Director of Basketball
Operations



TIM WILSON
Strength Coach



MATT HOLT
Video Coordinator



BUZZY CARUTHERS
Director of Player
Development



R.J. PIETIG
Athletic Trainer



PAT NORRIS
Equipment Manager



SHERYL BURBACH
Assistant Director of
Basketball Operations



JOHN HARRIS JR.
Graduate Manager



ATHAN KATSANTONIS
Graduate Manager

Nebraska Team

Ranked in the top 5 (AP Poll) Never Happened
 Ranked in the top 10 (AP Poll) March 1, 1966
 Ranked in the top 20 (AP Poll) Jan. 2, 1995
 Ranked in the top 25 (AP Poll) Dec. 31, 2018 (No. 24)
 Ranked in the top 25 (USA Today Coaches Poll) Dec. 31, 2018 (No. 23)

Played AP Poll No. 1 ranked team lost at No. 1 Indiana (47-76), 2/13/2013
 Defeated AP Poll No. 1 ranked team at No. 1 Missouri (67-51), 2/6/1982
 Played AP Poll No. 2 ranked team lost at No. 2 Michigan (47-62), 1/9/13
 Defeated AP Poll No. 2 ranked team vs. No. 2 Oklahoma State (85-69), 2/5/1992
 Played Team Ranked 1-5 by AP lost at No. 3 Michigan State (57-86), 12/3/2017
 Defeated Team Ranked 1-5 by AP vs. No. 3 Texas (70-67), 2/19/2011
 Played Team Ranked 6-10 by AP lost to No. 9 Maryland (70-72), 2/11/2020
 Defeated Team Ranked 6-10 by AP vs. No. 9 Wisconsin (77-68), 3/9/2014
 Defeated Team Ranked 11-25 by AP vs. No. 21 Maryland (68-61), 3/14/2019
 Defeated Team Ranked 1-10 by AP on Road at No. 9 Michigan State (60-51), 2/16/2014
 Defeated Ranked Team by AP on Road vs. No. 25 Indiana (66-51), 1/14/2019

Scored 100 or more points 102; vs. McNeese State, 11/25/2020
 Scored 90 or more points 102; vs. McNeese State, 11/25/2020
 Scored 80 or more points 102; vs. McNeese State, 11/25/2020
 Scored less than 50 points 47; vs. UC Riverside, 11/5/2019
 Scored less than 40 points 38; at Oregon, 12/15/2012
 Shot 75% from the field750, vs. Nebraska-Omaha (42-56), 1/25/1988 \$
 Shot 70% from the field723; vs. UNC Wilmington (34-47), 12/5/1997
 Shot 60% from the field628; vs. Northwestern (27-43), 2/3/2015

Made 50 or more free throws Never Happened
 Made 40 or more free throws 43, vs. Texas (43-59), 1/3/1996 - \$
 Made 30 or more free throws 37; vs. UTSA (37-50), 12/20/2017
 Made 25 or more free throws 25; vs. Illinois (25-30), 12/2/2018
 Attempted 60 or more free throws 60, vs. Kansas State (36-60), 1/11/1954 - \$
 Attempted 50 or more free throws 50, vs. UTSA (37-50), 12/20/2017
 Attempted 40 or more free throws 50, vs. UTSA (37-50), 12/20/2017
 Attempted 30 or more free throws 30; vs. South Dakota (21-30), 12/1/2020
 Shot 100% from the foul line (min 10 att.) 1.000; at Penn State (16-16), 1/19/2013
 Shot 95% from the foul line (min 10 att.) 1.000; at Penn State, (16-16), 1/19/2013
 Shot 90% from the foul line (min 10 att.)913; vs. Oklahoma State (21-23), 12/16/2018

Made 20 or more 3-pointers Never Happened
 Made 15 or more 3-pointers 15; vs. Mississippi Valley State (15-37), 11/6/2018
 Made 10 or more 3-pointers 10; vs. McNeese State (10-24), 11/25/2020
 Made 0 3-pointers 0; vs. Jacksonville State (0-5), 12/18/2012
 Held Opponent to 0 3-pointers 0; Southeastern Louisiana, 11/22/2015
 Attempted 40 or more 3-pointers 41; vs. Nevada (9-41), 11/26/2020 \$
 Attempted 30 or more 3-pointers 32; vs. North Dakota State (9-32), 11/28/2020
 Attempted 20 or more 3-pointers 24; vs. South Dakota (7-24), 12/1/2020
 Shot 75% from 3-point range (min. 10 att.)750, vs. UT-Pan American (9-12), 12/2/2009 - \$
 Shot 60% from 3-point range (min. 10 att.)647; vs. USC (11-17), 12/3/2012
 Shot 50% from 3-point range (min. 10 att.)500; vs. Washington State (9-18), 11/25/2019
 Shot 50% from 3-point range (min. 20 att.)571; vs. Southern (12-21), 11/22/2019

Had 60 or more rebounds 60; vs. Oral Roberts, 12/22/1999
 Had 50 or more rebounds 50; at Illinois, 2/2/2019

Had 30 or more assists 35, vs. Northeastern Illinois, 12/21/1994
 Had 25 or more assists 28; vs. North Carolina A&T, 12/19/2005
 Had 20 or more assists 22; vs. Purdue, 12/22/2019
 Had 15 or more assists 15; vs. North Dakota State, 11/28/2020

Had 20 or more steals 23, vs. Texas Tech, 3/4/1999 - \$
 Had 15 or more steals 16, vs. McNeese State, 11/28/2020
 Had 10 or more steals 11, vs. North Dakota State, 11/28/2020

Had 15 or more blocked shots 15, vs. Coppin State, Dec. 6, 1996 - \$
 Had 10 or more blocked shots 14; at Northwestern, 1/2/2018

Had 30 or more turnovers 31, at Creighton, 12/11/2005
 Had 20 or more turnovers 22; at Michigan, 3/5/2020
 Had 5 or less turnovers 5; vs. Purdue, 2/23/2019

Nebraska Player..

Had 20 or more points: 23; Teddy Allen vs. South Dakota, 12/1/2020
 Had 25 or more points: 25; Dachon Burke Jr. at Indiana, 12/13/2019
 Had 30 or more points: 34; James Palmer Jr. vs. Rutgers, 3/13/2019
 Had 40 or more points: 41; Aleks Maric vs. Kansas State, 2/13/2007

Had No Player in Double Figures: vs. Ohio State, 1/21/2012
 Had Five Players with 10 or more points vs. South Dakota, 12/1/2020
 Teddy Allen (23); Trey McGowens (13); Shamiel Stevenson (11) Dalano Banton (10); Kobe Webster (13)
 Had Six Players with 10 or more points vs. McNeese State, 11/25/2020
 Teddy Allen (14); Trey McGowens (14); Shamiel Stevenson (14) Dalano Banton;
 Kobe Webster (13); Lat Mayen (13)
 Two Huskers with 20 or more points, same game: at Indiana, 12/13/2019
 Haanif Cheatham (21) and Dachon Burke (25)
 Three Huskers with 20 or more points, same game: Iowa, 3/10/2019
 James Palmer Jr. (30), Glynn Watson Jr. (23), Isaiah Roby (23)
 Two Huskers with 30 or more points, same game: vs. Oregon, 11/25/1995
 Tyronn Lue (30) & Jaron Boone (30) - only time in school history

Had 10 or more rebounds: 12; Lat Mayen vs. South Dakota, 12/1/2020
 Had 15 or more rebounds: 19; Yvan Ouedraogo vs. Northwestern, 3/1/2020
 Had 20 or more rebounds: 21, Kimani Ffriend vs. Oral Roberts, 12/22/1999
 Had 25 or more rebounds: 26, Bill Johnson vs. Iowa State, 1/4/1954 - \$
 Two Huskers with 10 or more rebounds, same game: vs. Stetson, 12/29/2017
 (Tanner Borchardt, 10; Jordy Tshimanga, 10)
 Three Huskers with 10 or more rebounds, same game: vs. Texas Tech, 1/19/2000
 (Steffon Bradford 16; Kimani Ffriend 12; Louis Truscott 11)

Had 5 or more 3-pointers: 5; Cam Mack vs. Michigan (5-7), 1/28/2020
 Had 6 or more 3-pointers: 7; Glynn Watson Jr. vs. Iowa (7-12), 3/10/2019
 Had 7 or more 3-pointers: 7; Glynn Watson Jr. vs. Iowa (7-12), 3/10/2019
 Had 8 or more 3-pointers: 8; Cary Cochran, vs. Baylor (8-13), 2/27/2002 - \$

Had 5 or more assists: 5; Dalano Banton vs. Nevada, 11/26/2020
 Had 10 or more assists: 12; Cam Mack vs. Iowa, 1/7/2020
 Had 15 or more assists: 15; Charles Richardson vs. Rutgers, 12/2/2006
 Had 18 or more assists: 18; Brian Carr, at Evansville, 1/3/1985 - \$

Had 5 or more blocked shots: 5; Isaiah Roby vs. Northwestern, 2/16/2019
 Had 6 or more blocked shots: 6; Isaiah Roby vs. Eastern Illinois, 11/11/2017
 Had 7 or more blocked shots: 7; John Turek vs. Colorado, 3/2/2005
 Had 9 or more blocked shots: 9; Mikki Moore vs. Coppin State, 12/6/1996 - \$
 Had 10 or more blocked shots: Never Happened

Had 5 or more steals: 5; Teddy Allen vs. North Dakota State, 11/28/2020
 Had 6 or more steals: 6; Glynn Watson Jr. vs. Long Beach State, 11/26/2017
 Had 7 or more steals: 7; Brandon Richardson at Ohio State, 1/3/2012
 Had 8 or more steals: 8, Cookie Belcher vs. Oklahoma St., 2/7/2001 - \$
 Had 10 or more steals: Never Happened

Had Triple-Double (Points/Rebounds/Assists): Cam Mack vs. Purdue, 12/15/2019 (11/10/12)
 Had Double-Double (Points/Assists): Cam Mack vs. Iowa, 1/7/2019 (15/10)
 Had Double-Double (Points/Rebounds): Yvan Ouedraogo vs. Northwestern, 3/1/2020 (11/19)
 Had Double-Double (Points/Steals): Never Happened
 Had Double-Double (Points/Blocks): Never Happened

\$ - School Record - # - Tied School record
 As of 12/3/2020

2020-21 GAME-BY-GAME COMPARISON

Team	FG-FGA	Pct.	3FG-3FGA	Pct.	FT-FTA	Pct.	O-D	Reb.	PF	A	TO	B	S	Pts.	W/L
McNeese State	21-55	.382	7-22	.318	6-14	.429	12-23	35	26	10	27	5	3	55	
at Nebraska	36-72	.500	10-24	.417	20-29	.690	17-28	45	15	19	10	4	16	102	W
Nevada	24-50	.480	6-21	.286	15-22	.682	10-39	49	27	12	21	1	3	69	
at Nebraska	18-62	.290	9-41	.220	21-30	.700	11-20	31	24	13	9	1	12	66	L
North Dakota State	20-69	.290	6-26	.250	11-16	.688	22-29	51	17	8	17	4	4	57	
at Nebraska	29-63	.460	9-32	.281	12-20	.600	10-32	42	16	15	10	4	11	79	W
South Dakota	23-65	.346	7-26	.354	16-21	.762	10-28	39	21	14	13	3	6	69	
at Nebraska	24-60	.400	7-24	.292	21-30	.700	11-35	46	20	10	15	3	9	76	

2020-21 SUPERLATIVES

2020-21 NEBRASKA TEAM GAME HIGHS

POINTS	102	MCNEESE (11/25/20)
	79	NORTH DAKOTA ST. (11/28/20)
	76	SOUTH DAKOTA (12/01/20)
FIELD GOALS MADE	36	MCNEESE (11/25/20)
	29	NORTH DAKOTA ST. (11/28/20)
FIELD GOAL ATTEMPTS	72	MCNEESE (11/25/20)
	63	NORTH DAKOTA ST. (11/28/20)
FIELD GOAL PERCENTAGE	.500 (36-72)	MCNEESE (11/25/20)
	.460 (29-63)	NORTH DAKOTA ST. (11/28/20)
3 PT FIELD GOALS MADE	10	MCNEESE (11/25/20)
	9	NORTH DAKOTA ST. (11/28/20)
	9	NEVADA (11/26/20)
3 PT FG ATTEMPTS	41	NEVADA (11/26/20)
	32	NORTH DAKOTA ST. (11/28/20)
3 PT FG PERCENTAGE	.417 (10-24)	MCNEESE (11/25/20)
	.292 (7-24)	SOUTH DAKOTA (12/01/20)
FREE THROWS MADE	21	SOUTH DAKOTA (12/01/20)
	21	NEVADA (11/26/20)
FREE THROW ATTEMPTS	30	SOUTH DAKOTA (12/01/20)
	30	NEVADA (11/26/20)
FREE THROW PERCENTAGE	.700 (21-30)	SOUTH DAKOTA (12/01/20)
	.700 (21-30)	NEVADA (11/26/20)
REBOUNDS	46	SOUTH DAKOTA (12/01/20)
	45	MCNEESE (11/25/20)
ASSISTS	19	MCNEESE (11/25/20)
	15	NORTH DAKOTA ST. (11/28/20)
STEALS	16	MCNEESE (11/25/20)
	12	NEVADA (11/26/20)
BLOCKED SHOTS	4	NORTH DAKOTA ST. (11/28/20)
	4	MCNEESE (11/25/20)
TURNOVERS	15	SOUTH DAKOTA (12/01/20)
FOULS	24	NEVADA (11/26/20)
	20	SOUTH DAKOTA (12/01/20)

2020-21 OPPONENT TEAM GAME HIGHS

POINTS	69	SOUTH DAKOTA (12/01/20)
	69	NEVADA (11/26/20)
FIELD GOALS MADE	24	NEVADA (11/26/20)
	23	SOUTH DAKOTA (12/01/20)
FIELD GOAL ATTEMPTS	69	NORTH DAKOTA ST. (11/28/20)
	65	SOUTH DAKOTA (12/01/20)
FIELD GOAL PERCENTAGE	.480 (24-50)	NEVADA (11/26/20)
	.382 (21-55)	MCNEESE (11/25/20)
3 PT FIELD GOALS MADE	7	SOUTH DAKOTA (12/01/20)
	7	MCNEESE (11/25/20)
3 PT FG ATTEMPTS	26	SOUTH DAKOTA (12/01/20)
	24	NORTH DAKOTA ST. (11/28/20)
3 PT FG PERCENTAGE	.318 (7-22)	MCNEESE (11/25/20)
	.286 (6-21)	NEVADA (11/26/20)
FREE THROWS MADE	16	SOUTH DAKOTA (12/01/20)
	15	NEVADA (11/26/20)
FREE THROW ATTEMPTS	22	NEVADA (11/26/20)
	21	SOUTH DAKOTA (12/01/20)
FREE THROW PERCENTAGE	.762 (16-21)	SOUTH DAKOTA (12/01/20)
	.688 (11-16)	NORTH DAKOTA ST. (11/28/20)
REBOUNDS	51	NORTH DAKOTA ST. (11/28/20)
	49	NEVADA (11/26/20)
ASSISTS	14	SOUTH DAKOTA (12/01/20)
	12	NEVADA (11/26/20)
STEALS	6	SOUTH DAKOTA (12/01/20)
	4	NORTH DAKOTA ST. (11/28/20)
BLOCKED SHOTS	5	MCNEESE (11/25/20)
	4	NORTH DAKOTA ST. (11/28/20)
TURNOVERS	27	MCNEESE (11/25/20)
	21	NEVADA (11/26/20)
FOULS	27	NEVADA (11/26/20)
	26	MCNEESE (11/25/20)

2020-21 NEBRASKA TEAM GAME LOWS

POINTS	66	NEVADA (11/26/20)
	76	SOUTH DAKOTA (12/01/20)
FIELD GOALS MADE	18	NEVADA (11/26/20)
	24	SOUTH DAKOTA (12/01/20)
FIELD GOAL ATTEMPTS	60	SOUTH DAKOTA (12/01/20)
	62	NEVADA (11/26/20)
FIELD GOAL PERCENTAGE	.290 (18-62)	NEVADA (11/26/20)
	.400 (24-60)	SOUTH DAKOTA (12/01/20)
3 PT FIELD GOALS MADE	7	SOUTH DAKOTA (12/01/20)
	9	NEVADA (11/26/20)
	9	NORTH DAKOTA ST. (11/28/20)
3 PT FG ATTEMPTS	24	MCNEESE (11/25/20)
	24	SOUTH DAKOTA (12/01/20)
3 PT FG PERCENTAGE	.220 (9-41)	NEVADA (11/26/20)
	.281 (9-32)	NORTH DAKOTA ST. (11/28/20)
FREE THROWS MADE	12	NORTH DAKOTA ST. (11/28/20)
	20	MCNEESE (11/25/20)
FREE THROW ATTEMPTS	20	NORTH DAKOTA ST. (11/28/20)
	29	MCNEESE (11/25/20)
FREE THROW PERCENTAGE	.600 (12-20)	NORTH DAKOTA ST. (11/28/20)
	.690 (20-29)	MCNEESE (11/25/20)
REBOUNDS	31	NEVADA (11/26/20)
	42	NORTH DAKOTA ST. (11/28/20)
ASSISTS	10	SOUTH DAKOTA (12/01/20)
	13	NEVADA (11/26/20)
STEALS	9	SOUTH DAKOTA (12/01/20)
	11	NORTH DAKOTA ST. (11/28/20)
BLOCKED SHOTS	1	NEVADA (11/26/20)
	3	SOUTH DAKOTA (12/01/20)
TURNOVERS	9	NEVADA (11/26/20)
FOULS	15	MCNEESE (11/25/20)

2020-21 OPPONENT TEAM GAME LOWS

POINTS	55	MCNEESE (11/25/20)
	57	NORTH DAKOTA ST. (11/28/20)
FIELD GOALS MADE	20	NORTH DAKOTA ST. (11/28/20)
	21	MCNEESE (11/25/20)
FIELD GOAL ATTEMPTS	50	NEVADA (11/26/20)
	55	MCNEESE (11/25/20)
FIELD GOAL PERCENTAGE	.290 (20-69)	NORTH DAKOTA ST. (11/28/20)
	.354 (23-65)	SOUTH DAKOTA (12/01/20)
3 PT FIELD GOALS MADE	6	NEVADA (11/26/20)
	6	NORTH DAKOTA ST. (11/28/20)
3 PT FG ATTEMPTS	21	NEVADA (11/26/20)
	22	MCNEESE (11/25/20)
3 PT FG PERCENTAGE	.250 (6-24)	NORTH DAKOTA ST. (11/28/20)
	.269 (7-26)	SOUTH DAKOTA (12/01/20)
FREE THROWS MADE	6	MCNEESE (11/25/20)
	11	NORTH DAKOTA ST. (11/28/20)
FREE THROW ATTEMPTS	14	MCNEESE (11/25/20)
	16	NORTH DAKOTA ST. (11/28/20)
FREE THROW PERCENTAGE	.429 (6-14)	MCNEESE (11/25/20)
	.682 (15-22)	NEVADA (11/26/20)
REBOUNDS	35	MCNEESE (11/25/20)
	38	SOUTH DAKOTA (12/01/20)
ASSISTS	8	NORTH DAKOTA ST. (11/28/20)
	10	MCNEESE (11/25/20)
STEALS	3	MCNEESE (11/25/20)
	3	NEVADA (11/26/20)
BLOCKED SHOTS	1	NEVADA (11/26/20)
	3	SOUTH DAKOTA (12/01/20)
TURNOVERS	13	SOUTH DAKOTA (12/01/20)
	17	NORTH DAKOTA ST. (11/28/20)
FOULS	17	NORTH DAKOTA ST. (11/28/20)
	21	SOUTH DAKOTA (12/01/20)

2020-21 SUPERLATIVES

NEBRASKA WIN/LOSS MARGIN

	1	2	3	4	5	6	7	8	9	10	11	12	13	14	15	16	17	18	19	20	+20
Husker Wins	0	0	0	0	0	0	1	0	0	0	0	0	0	0	0	0	0	0	0	0	2
Husker Losses	0	0	1	0	0	0	0	0	0	0	0	0	0	0	0	0	0	0	0	0	0

2020-21 NEBRASKA INDIVIDUAL GAME HIGHS

Points	23	Allen, Teddy vs South Dakota (12/01/20)
	22	Allen, Teddy vs North Dakota St. (11/28/20)
	19	McGowens, Trey vs North Dakota St. (11/28/20)
	18	Banton, Dalano vs Nevada (11/26/20)
	17	Allen, Teddy vs Nevada (11/26/20)
Field Goals Made	9	Allen, Teddy vs North Dakota St. (11/28/20)
	7	Allen, Teddy vs South Dakota (12/01/20)
	7	McGowens, Trey vs North Dakota St. (11/28/20)
Field Goal Att.	17	Allen, Teddy vs North Dakota St. (11/28/20)
	17	Banton, Dalano vs Nevada (11/26/20)
FG Pct (min 5 made)	.714 (5-7)	Webster, Kobe vs McNeese (11/25/20)
	.600 (6-10)	Allen, Teddy vs McNeese (11/25/20)
3-Point FG Made	3	Allen, Teddy vs North Dakota St. (11/28/20)
	3	Mayen, Lat vs North Dakota St. (11/28/20)
	3	Banton, Dalano vs Nevada (11/26/20)
	3	Mayen, Lat vs McNeese (11/25/20)
3-Point FG Att.	11	Banton, Dalano vs Nevada (11/26/20)
	10	Allen, Teddy vs North Dakota St. (11/28/20)
3-Pt FG Pct (min 2 made)	1.000 (2-2)	McGowens, Trey vs McNeese (11/25/20)
	.500 (3-6)	Mayen, Lat vs North Dakota St. (11/28/20)
	.500 (2-4)	Mayen, Lat vs South Dakota (12/01/20)
Free Throws Made	9	Allen, Teddy vs Nevada (11/26/20)
	7	Allen, Teddy vs South Dakota (12/01/20)
Free Throw Att.	13	Allen, Teddy vs Nevada (11/26/20)
	11	Allen, Teddy vs South Dakota (12/01/20)
FT Pct (min 3 made)	1.000 (3-3)	Stevenson, Shamiel vs Nevada (11/26/20)
	.857 (6-7)	McGowens, Trey vs South Dakota (12/01/20)
Rebounds	12	Mayen, Lat vs South Dakota (12/01/20)
	9	Banton, Dalano vs North Dakota St. (11/28/20)
Assists	8	Banton, Dalano vs North Dakota St. (11/28/20)
	6	Banton, Dalano vs McNeese (11/25/20)
Steals	5	Allen, Teddy vs North Dakota St. (11/28/20)
	5	Allen, Teddy vs Nevada (11/26/20)
Blocked Shots	4	Banton, Dalano vs McNeese (11/25/20)
	2	Ouedraogo, Yvan vs South Dakota (12/01/20)
Turnovers	4	Allen, Teddy vs South Dakota (12/01/20)
	4	Mayen, Lat vs South Dakota (12/01/20)
Fouls	4	McGowens, Trey vs South Dakota (12/01/20)
	4	Stevenson, Shamiel vs North Dakota St. (11/28/20)
	4	McGowens, Trey vs Nevada (11/26/20)
	4	Mayen, Lat vs Nevada (11/26/20)
	4	Ouedraogo, Yvan vs Nevada (11/26/20)
Minutes	38	Banton, Dalano vs Nevada (11/26/20)
	34	McGowens, Trey vs North Dakota St. (11/28/20)

2020-21 OPPONENT INDIVIDUAL GAME HIGHS

Points	24	A.J. Plitzuweit vs South Dakota (12/01/20)
	23	Stanley Umude vs South Dakota (12/01/20)
	19	Grant Sherfield vs Nevada (11/26/20)
	18	Desmond Cambridge vs Nevada (11/26/20)
	16	Jaxon Knotek vs North Dakota St. (11/28/20)
Field Goals Made	7	A.J. Plitzuweit vs South Dakota (12/01/20)
	7	Stanley Umude vs South Dakota (12/01/20)
	7	Desmond Cambridge vs Nevada (11/26/20)
Field Goal Att.	18	Stanley Umude vs South Dakota (12/01/20)
	17	Desmond Cambridge vs Nevada (11/26/20)
FG Pct (min 5 made)	.714 (5-7)	Carlos Rosario vs McNeese (11/25/20)
	.438 (7-16)	A.J. Plitzuweit vs South Dakota (12/01/20)
3-Point FG Made	4	A.J. Plitzuweit vs South Dakota (12/01/20)
	3	Jaxon Knotek vs North Dakota St. (11/28/20)
	3	Dru Kuxhausen vs McNeese (11/25/20)
3-Point FG Att.	11	Desmond Cambridge vs Nevada (11/26/20)
	9	A.J. Plitzuweit vs South Dakota (12/01/20)
3-Pt FG Pct (min 2 made)	.500 (2-4)	Grant Sherfield vs Nevada (11/26/20)
	.444 (4-9)	A.J. Plitzuweit vs South Dakota (12/01/20)
Free Throws Made	9	Grant Sherfield vs Nevada (11/26/20)
	8	Stanley Umude vs South Dakota (12/01/20)
Free Throw Att.	12	Grant Sherfield vs Nevada (11/26/20)
	9	Stanley Umude vs South Dakota (12/01/20)
FT Pct (min 3 made)	1.000 (4-4)	Rocky Kreuser vs North Dakota St. (11/28/20)
	1.000 (4-4)	K.J. Hymes vs Nevada (11/26/20)
Rebounds	13	Tyree Eady vs North Dakota St. (11/28/20)
	12	Sam Griesel vs North Dakota St. (11/28/20)
Assists	6	Grant Sherfield vs Nevada (11/26/20)
	5	Stanley Umude vs South Dakota (12/01/20)
Steals	2	A.J. Plitzuweit vs South Dakota (12/01/20)
	2	Brady Heiman vs South Dakota (12/01/20)
	2	Xavier Fuller vs South Dakota (12/01/20)
	2	Collin Warren vs McNeese (11/25/20)
Blocked Shots	2	Brady Heiman vs South Dakota (12/01/20)
	2	KeyShawn Feazell vs McNeese (11/25/20)
	2	Jeremy Harrell vs McNeese (11/25/20)
Turnovers	7	Collin Warren vs McNeese (11/25/20)
	6	Grant Sherfield vs Nevada (11/26/20)
Fouls	5	A.J. Plitzuweit vs South Dakota (12/01/20)
	5	K.J. Hymes vs Nevada (11/26/20)
	5	Dru Kuxhausen vs McNeese (11/25/20)

2020-21 RECORD BY STARTING LINEUP

No.	Starting Lineup	Record
1.	Allen, Banton, Mayen, McGowens, Thorbjarnarson	3-1

RECAPS

Date	Opponent	Result	Record (B1G)	Attend.	Nebraska Individual Leaders			
					Points	Rebounds	Assists	Steals
11/25	McNeese State	W, 102-55	1-0 (0-0)	N/A	Allen, McGowens, Banton, Stevenson (14)	Ouedraogo (7)	Banton (6)	Allen, McGowens, Banton (3)
11/26	Nevada	L, 66-69	1-1 (0-0)	N/A	Banton (18)	Banton (7)	Banton (5)	Allen (5)
11/27	North Dakota State	W, 79-57	2-1 (0-0)	N/A	Allen (22)	Banton (9)	Banton (8)	Allen (5)
12/3	South Dakota	W, 76-69	3-1 (0-0)	N/A	Allen (23)	Mayen (12)	Mayen, McGowens (4)	Banton (3)

THE LAST TIME...

	Nebraska...	A Nebraska Opponent...
Scored 100 or more points	102; vs. McNeese State, 11/25/20	107; at Minnesota, 3/08/2020
Scored 90 or more points	102; vs. McNeese State, 11/25/20	107; at Minnesota, 3/08/2020
Scored 41 to 50 points	47; UC Riverside, 11/5/19	50; Northwestern, 2/16/19
Scored 40 or fewer points	38; at Oregon, 12/15/12	38; Southwest Minnesota State, 12/28/18
Shot 70% from the field	.723; vs. UNC Wilmington 12/5/97 (34-47)	.723; Kansas, 2/2/85 (34-47)
Shot 60% from the field	.628; vs. Northwestern, 2/3/15 (27-43)	.630; Michigan, 3/5/17 (34-54)
Shot 90% from the free throw line (Min 10 attempts)	.909; vs. Southwest Minnesota State, 12/28/18 (10-11)	.917; vs. Wisconsin (BTT), 3/15/19 (11-12)
Made 10, 3-Point Field Goals	10; vs. McNeese State, 11/25/20 (10-24)	18; at Minnesota, 3/8/20 (18-35)
Had 60 rebounds	60; vs. Oral Roberts, 12/22/99	62; Colorado, 2/15/75
Had 50 rebounds	50; at Illinois, 2/2/19	51; North Dakota State, 11/28/20
Had 30 assists	35; vs. Northeastern Illinois, 12/21/94	32; at Minnesota, 3/8/20
Had 15 steals	16; vs. McNeese State, 11/25/20	15; Florida State, 12/31/05
Had 10 blocked shots	14; at Northwestern, 1/2/18	12; vs. Indiana (BTT), 3/11/20
Had 10 or fewer turnovers	10; vs. North Dakota State, 11/28/20	10; vs. Indiana (BTT), 3/11/20
Had 20 or more turnovers	22; at Michigan, 3/5/20	21; vs. Nevada, 11/26/20
Had three players with 20 points	vs. Iowa, 3/10/19 (Palmer Jr. 27; Watson Jr. 23; Roby 23)	Michigan, 1/14/17 (Wagner 23, Irvin 21, Walton 20)
Had three players with 10 rebounds	vs. Texas Tech, 1/19/00 (Bradford 16, Ffriend 12, Truscott 11)	at Kansas, 1/9/02 (Collison 13, Gooden 12, Simien 10)
Had five players reach double-figure points	vs. South Dakota, 12/1/00 (Allen-23; McGowens-13; Stevenson-11; Webster-11; Banton-10)	at Michigan, 3/5/20 (Livers 18; Teske 12; Simpson 11; Wagner 11; Johns Jr. 10)
Had a player score 40 points	41; Aleks Maric, vs. Kansas State, 2/13/07	41; Jarrius Jackson, Texas Tech, 2/18/06
Had a player score 30 points	30; James Palmer Jr. vs. Rutgers (BTT), 3/13/19	30; Brad Davison, Wisconsin, 2/15/20
Had a player grab 15 rebounds	19; Yvan Ouedraogo, 3/1/20	18; Caleb Wesson, Ohio State, 2/27/20
Had a player dish out 10 assists	10; Cam Mack vs. Iowa, 1/7/20	11; Marcus Carr, at Minnesota, 3/8/20
Had a player collect five steals	5; Teddy Allen vs. North Dakota State, 11/28/20	7; Josh Reeves, Penn State, 2/25/18
Had a player block five shots	5; Isaiah Roby vs. Maryland, 2/6/18	5; E.J. Liddel, Ohio State, 2/27/20
Had a player with a triple double	11 pt/10 reb/12 asst.; Cam Mack v. Purdue, 12/15/19	

MISC REVIEW

Nebraska Record When:	All (W)	All(L)	H(W)	H(L)	A (W)	A (L)						
Ahead at Halftime	3	0	3	0	0	0	Rebounds are Even	0	0	0	0	0
Behind at Halftime	0	1	0	1	0	0	Committing More TOs than Opp	1	0	1	0	0
Tied at Halftime	0	0	0	0	0	0	Committing Fewer TOs than Opp	2	1	2	1	0
Bench Outscores Opponent's	2	1	2	1	0	0	Turnovers are Even	0	0	0	0	0
Opponent Bench Outscores NU	1	0	1	0	0	0	Leading with 5:00 left	3	0	3	0	0
Bench scoring is even	0	0	0	0	0	0	Trailing with 5:00 left	0	0	0	0	0
Shooting 50% or Better	1	0	1	0	0	0	Tied with 5:00 left	0	1	0	1	0
Shooting Under 50%	2	1	2	1	0	0	In Overtime	0	0	0	0	0
Opp. Shoots 50% or Better	0	0	0	0	0	0	Scoring 80 or more points	1	0	1	0	0
Opp. Shoots Under 50%	3	1	3	1	0	0	Scoring 61 to 79 points	2	1	2	1	0
Outshooting Opponent (pct.)	3	0	3	0	0	0	Scoring 60 or fewer points	0	0	0	0	0
Outshot by Opponent (pct.)	0	1	0	1	0	0	Allowing 80 or more points	0	0	0	0	0
Shooting is even	0	0	0	0	0	0	Allowing 61 to 79 points	2	1	2	1	0
Outrebounding Opponent	2	0	2	0	0	0	Allowing 60 or fewer points	1	0	1	0	0
Outrebounded by Opponent	1	1	1	1	0	0						

MISC REVIEW

Biggest margin of victory	47, McNeese State (11/25)	Largest halftime lead surrendered in loss	3, Nevada (11/26)
Biggest margin of defeat	3, Nevada (11/26)	Largest lead at any time	47, McNeese State (11/25)
Largest deficit overcome in win.....	5, South Dakota (12/1)	Largest deficit at any time	9, Nevada (11/26)
Largest halftime deficit overcome in win	None	Largest runs without opponent scoring	17, McNeese State (11/25)
Largest lead surrendered in loss.....	10, Nevada (11/26)	Largest opponent run without NU scoring.....	7, Nevada (11/26)

SPECIALITY STATS

Opponent	NU-Opp Paint	NU-Opp off TO	NU-Opp 2nd Ch.	NU-Opp Bench	Largest Lead	Largest Deficit	Tip	1st Sub(s)
McNeese State	50-26	43-8	12-6	39-19	50 (2nd, 0:02)	-	W	Webster
Nevada	18-30	20-9	13-8	24-18	10 (2nd, 9:34)	9 (1st, 1:26)	L	Stevenson
North Dakota State	40-28	17-9	9-24	11-26	26 (2nd, 0:43)	-	L	Webster
South Dakota	24-18	12-16	8-6	24-12	18 (2nd, 6:01)	5 (1st, 15:24)	L	Stevenson

NEBRASKA SEASON/CAREER BESTS

#0 TEDDY ALLEN

Points
Season: 23 vs. South Dakota (12/1)
Career: Same

Rebounds
Season: 7 North Dakota State (11/28)
Career: Same

Field Goals
Season: 9 North Dakota State (11/28)
Career: Same

Field Goal Attempts
Season: 17 North Dakota State (11/28)
Career: Same

3-Point Field Goals
Season: 3 North Dakota State (11/28)
Career: Same

3-Point Field Goal Attempts
Season: 10 North Dakota State (11/28)
Career: Same

Free Throws
Season: 9 vs. Nevada (11/26)
Career: Same

Free Throw Attempts
Season: 13 vs. Nevada (11/26)
Career: Same

Assists
Season: 2 vs. McNeese State (11/25); NDSU (11/28)
Career: Same

Steals
Season: 5 vs. Nevada (11/26); North Dakota State (11/28)
Career: Same

Blocks
Season: None
Career: Same

Minutes Played
Season: 31 North Dakota State (11/28)
Career: Same

#2 TREY MCGOWENS

Points
Season: 19 North Dakota State (11/28)
Career: Same

Rebounds
Season: 3 vs. McNeese State (11/25); NDSU (11/28)
Career: Same

Field Goals
Season: 7 North Dakota State (11/28)
Career: Same

Field Goal Attempts
Season: 9 vs. McNeese State (11/25)
Career: Same

3-Point Field Goals
Season: 2 vs. McNeese State (11/25); NDSU (11/28)
Career: Same

3-Point Field Goal Attempts
Season: 5 North Dakota State (11/28)
Career: Same

Free Throws
Season: 6 vs. South Dakota (12/1)
Career: Same

Free Throw Attempts
Season: 7 vs. South Dakota (12/1)
Career: Same

Assists
Season: 3 vs. McNeese State (11/25)
Career: Same

Steals
Season: 3 vs. McNeese State (11/25)
Career: Same

Blocks
Season: 1 North Dakota State (11/28)
Career: Same

Minutes Played
Season: 34 North Dakota State (11/28)
Career: Same

#3 ELIJAH WOOD

Points
Season: None
Career: Same

Rebounds
Season: 2 vs. McNeese State (11/25)
Career: Same

Field Goals
Season: None
Career: Same

Field Goal Attempts
Season: 2 vs. McNeese State (11/25)
Career: Same

3-Point Field Goals
Season: None
Career: Same

3-Point Field Goal Attempts
Season: 2 vs. McNeese State (11/25)
Career: Same

Free Throws
Season: None
Career: Same

Free Throw Attempts
Season: None
Career: Same

Assists
Season: 2 vs. McNeese State (11/25)
Career: Same

Steals
Season: 1 North Dakota State (11/28)
Career: Same

Blocks
Season: None
Career: Same

Minutes Played
Season: 9 vs. McNeese State (11/25)
Career: Same

#4 SHAMIEL STEVENSON

Points
Season: 14 vs. McNeese State (11/25)
Career: Same

Rebounds
Season: 6 vs. McNeese State (11/25)
Career: Same

Field Goals
Season: 4 vs. McNeese State (11/25)
Career: Same

Field Goal Attempts
Season: 5 vs. Nevada (11/26)
Career: Same

3-Point Field Goals
Season: None
Career: Same

3-Point Field Goal Attempts
Season: 2 North Dakota State (11/28)
Career: Same

Free Throws
Season: 6 vs. McNeese State (11/25)
Career: Same

Free Throw Attempts
Season: 8 vs. McNeese State (11/25)
Career: Same

Assists
Season: 2 vs. McNeese State (11/25)
Career: Same

Steals
Season: 2 vs. McNeese State (11/25); vs. South Dakota (12/1)
Career: Same

Blocks
Season: None
Career: Same

Minutes Played
Season: 26 vs. South Dakota (12/1)
Career: Same

#10 KOBE WEBSTER

Points
Season: 13 vs. McNeese State (11/25); vs. Nevada (11/26)
Career: Same

Rebounds
Season: 4 North Dakota State (11/28); vs. South Dakota (12/1)
Career: Same

Field Goals
Season: 5 vs. McNeese State (11/25)
Career: Same

Field Goal Attempts
Season: 11 vs. South Dakota (12/1)
Career: Same

3-Point Field Goals
Season: 2 vs. Nevada (11/26); vs. South Dakota (12/1)
Career: Same

3-Point Field Goal Attempts
Season: 7 vs. South Dakota (12/1)
Career: Same

Free Throws
Season: 3 vs. Nevada (11/26)
Career: Same

Free Throw Attempts
Season: 4 vs. Nevada (11/26)
Career: Same

Assists
Season: 2 vs. McNeese State (11/25); NDSU (11/28)
Career: Same

Steals
Season: 3 vs. Nevada (11/26)
Career: Same

Blocks
Season: None
Career: Same

Minutes Played
Season: 24 vs. McNeese State (11/25)
Career: Same

#11 LAT MAYEN

Points
Season: 13 vs. McNeese State (11/25)
Career: Same

Rebounds
Season: 12 vs. South Dakota (12/1)
Career: Same

Field Goals
Season: 5 vs. McNeese State (11/25)
Career: Same

Field Goal Attempts
Season: 11 vs. McNeese State (11/25)
Career: Same

3-Point Field Goals
Season: 3 vs. McNeese State (11/25); NSDU (11/28)
Career: Same

3-Point Field Goal Attempts
Season: 9 vs. Nevada (11/26)
Career: Same

Free Throws
Season: 1 vs. Nevada (11/26); North Dakota State (11/28)
Career: Same

Free Throw Attempts
Season: 3 vs. Nevada (11/26)
Career: Same

Assists
Season: 4 vs. South Dakota (12/1)
Career: Same

Steals
Season: 1 vs. Nevada (11/26); vs. South Dakota (12/1)
Career: Same

Blocks
Season: 1 vs. South Dakota (12/1)
Career: Same

Minutes Played
Season: 31 vs. South Dakota (12/1)
Career: Same

#13 DERRICK WALKER

Points
Season: None
Career: Same

Rebounds
Season: None
Career: Same

Field Goals
Season: None
Career: Same

Field Goal Attempts
Season: None
Career: Same

3-Point Field Goals
Season: None
Career: Same

3-Point Field Goal Attempts
Season: None
Career: Same

Free Throws
Season: None
Career: Same

Free Throw Attempts
Season: None
Career: Same

Assists
Season: None
Career: Same

Steals
Season: None
Career: Same

Blocks
Season: None
Career: Same

Minutes Played
Season: None
Career: Same

#21 JACE PIATKOWSKI

Points
Season: 3 vs. McNeese State (11/25)
Career: Same

Rebounds
Season: 1 North Dakota State (11/28)
Career: Same

Field Goals
Season: vs. McNeese State (11/25)
Career: Same

Field Goal Attempts
Season: 1 vs. McNeese State (11/25)
Career: Same

3-Point Field Goals
Season: 1 vs. McNeese State (11/25)
Career: Same

3-Point Field Goal Attempts
Season: 1 vs. McNeese State (11/25)
Career: Same

Free Throws
Season: None
Career: Same

Free Throw Attempts
Season: None
Career: Same

Assists
Season: None
Career: Same

Steals
Season: None
Career: Same

Blocks
Season: None
Career: Same

Minutes Played
Season: 4 vs. McNeese State (11/25)
Career: Same

NEBRASKA SEASON/CAREER BESTS

#24 YVAN QUEDRAOGO

Points
 Season: 9 vs. McNeese State (11/25)
 Career: 11 four times, last vs. Northwestern (3/1)

Rebounds
 Season: 7 vs. McNeese State (11/25); vs. NSDU (11/28)
 Career: 19 vs. Northwestern (3/1)

Field Goals
 Season: 3 vs. McNeese State (11/25)
 Career: 5 at Illinois (2/24/20); vs. Northwestern (3/1)

Field Goal Attempts
 Season: 12 vs. McNeese State (11/25)
 Career: same

3-Point Field Goals
 Season: None
 Career: Same

3-Point Field Goal Attempts
 Season: None
 Career: Same

Free Throws
 Season: 3 vs. McNeese State (11/25)
 Career: 5 vs. Southern (11/22); vs. TAMU-CC (12/29)

Free Throw Attempts
 Season: 5 vs. McNeese State (11/25)
 Career: 9 vs. Northwestern (3/1)

Assists
 Season: 1 vs. Nevada (11/26)
 Career: 3 vs. Iowa (1/7/20)

Steals
 Season: 2 vs. McNeese State (11/25)
 Career: 2 five times, last vs. McNeese State (11/25)

Blocks
 Season: 2 vs. South Dakota (12/1)
 Career: 2, three times, last vs. South Dakota (12/1)

Minutes Played
 Season: 24 vs. McNeese State (11/25)
 Career: 38 vs. Northwestern (3/1)

#33 AKOL AROP

Points
 Season: None
 Career: 5 at Michigan (3/5/20); at Minnesota (3/8/20)

Rebounds
 Season: None
 Career: 6 at Michigan (3/5/20)

Field Goals
 Season: None
 Career: 2 four times, last at Minnesota (3/8/20)

Field Goal Attempts
 Season: None
 Career: 5 at Michigan (3/5/20)

3-Point Field Goals
 Season: None
 Career: 1 at Minnesota (3/8/20)

3-Point Field Goal Attempts
 Season: None
 Career: 1 vs. UC Riverside (11/5/20); at Minnesota (3/8/20)

Free Throws
 Season: None
 Career: 2 at Creighton (12/7/20)

Free Throw Attempts
 Season: None
 Career: 2 at Creighton (12/7/20); Michigan State (2/20/20)

Assists
 Season: None
 Career: 2 vs. Penn State (2/1/20)

Steals
 Season: None
 Career: 1 four times, last at Minnesota (3/8/20)

Blocks
 Season: None
 Career: 2 vs. Indiana (3/11/20)

Minutes Played
 Season: None
 Career: 20 at Michigan (3/5/20); at Minnesota (3/8/20)

#34 THORIR THORBJARNARSON

Points
 Season: 8 vs. McNeese State (11/25)
 Career: 17 three times, last at Rutgers (1/24/20)

Rebounds
 Season: 4 vs. Nevada (11/26)
 Career: 10 vs. Wisconsin (1/29/18)

Field Goals
 Season: 3 vs. McNeese State (11/25)
 Career: 7 at Indiana (12/13/19)

Field Goal Attempts
 Season: 9 vs. McNeese State (11/25)
 Career: 12 at Indiana (12/13/20)

3-Point Field Goals
 Season: 2 vs. McNeese State (11/25)
 Career: 5 at Ohio State (1/14/20); at Rutgers (1/24/20)

3-Point Field Goal Attempts
 Season: 5 vs. McNeese State (11/25); vs. NDSU (11/28)
 Career: 8 three times, last at Maryland (2/11/20)

Free Throws
 Season: None
 Career: 5 vs. Purdue (12/15/19)

Free Throw Attempts
 Season: None
 Career: 6 vs. Purdue (12/15/19)

Assists
 Season: 2 vs. Nevada (11/26)
 Career: 5 vs. Rutgers (1/4/20)

Steals
 Season: 3 vs. North Dakota State (11/28)
 Career: 5 vs. Maryland (3/14/19)

Blocks
 Season: None
 Career: 2 vs. Iowa (3/10/19); vs. Northwestern (3/1/20)

Minutes Played
 Season: 29 vs. North Dakota State (11/28)
 Career: 42 vs. Northwestern (3/1/20)

#35 EDUARDO ANDRE

Points
 Season: None
 Career: Same

Rebounds
 Season: None
 Career: Same

Field Goals
 Season: None
 Career: Same

Field Goal Attempts
 Season: None
 Career: Same

3-Point Field Goals
 Season: None
 Career: Same

3-Point Field Goal Attempts
 Season: None
 Career: Same

Free Throws
 Season: None
 Career: Same

Free Throw Attempts
 Season: None
 Career: Same

Assists
 Season: None
 Career: Same

Steals
 Season: None
 Career: Same

Blocks
 Season: None
 Career: Same

Minutes Played
 Season: None
 Career: Same

#44 BRET PORTER

Points
 Season: None
 Career: Same

Rebounds
 Season: 1 vs. McNeese State (11/25)
 Career: Same

Field Goals
 Season: None
 Career: Same

Field Goal Attempts
 Season: None
 Career: Same

3-Point Field Goals
 Season: None
 Career: Same

3-Point Field Goal Attempts
 Season: None
 Career: Same

Free Throws
 Season: None
 Career: Same

Free Throw Attempts
 Season: None
 Career: Same

Assists
 Season: None
 Career: Same

Steals
 Season: None
 Career: Same

Blocks
 Season: 1 vs. North Dakota State (11/28)
 Career: Same

Minutes Played
 Season: 3 vs. McNeese State (11/25)
 Career: Same

#45 DALANO BANTON

Points
 Season: 18 vs. Nevada (11/26)
 Career: Same

Rebounds
 Season: 9 vs. North Dakota State (11/28)
 Career: Same

Field Goals
 Season: 6 vs. Nevada (11/26)
 Career: Same

Field Goal Attempts
 Season: 17 vs. Nevada (11/26)
 Career: Same

3-Point Field Goals
 Season: 3 vs. Nevada (11/26)
 Career: Same

3-Point Field Goal Attempts
 Season: 11 vs. Nevada (11/26)
 Career: Same

Free Throws
 Season: 6 vs. McNeese State (11/25)
 Career: Same

Free Throw Attempts
 Season: 8 vs. McNeese State (11/25)
 Career: Same

Assists
 Season: 8 vs. North Dakota State (11/28)
 Career: Same

Steals
 Season: 3 vs. McNeese State (11/25); vs. South Dakota (12/1)
 Career: Same

Blocks
 Season: 4 vs. McNeese State (11/25)
 Career: Same

Minutes Played
 Season: 37 vs. Nevada (11/26)
 Career: Same



#0 TEDDY ALLEN | 6-6 | 223 | Jr. | G | Mesa, Ariz.

CAREER STATS

Year	GP	GS	Total		Rebounds										PF	FO	Ast	TO	Blk	Stl	Pts	Avg			
			FG	FGA	Pct	3FG	3FGA	Pct	FT	FTA	Pct	Off	Def	Tot									Avg		
2017-18*	35	0	417	11.9	91	195	.467	3	25	.120	59	80	.738	44	52	96	2.7	64	0	19	33	0	13	244	7.0
2020-21	4	4	105	26.3	25	53	.472	8	24	.333	18	30	.600	8	15	23	5.8	10	0	6	7	0	14	76	19.0
TOTAL	4	4	105	26.3	25	53	.472	8	24	.333	18	30	.600	8	15	23	5.8	10	0	6	7	0	14	76	19.0
All*	39	4	522	13.4	116	248	.468	11	49	.224	77	110	.700	52	67	119	3.1	74	0	25	40	0	27	320	8.2

* Statistics from West Virginia

2020-21 GAME BY GAME

Opponent	Date	GS	Min	TOTAL			3-PTS			REBOUNDS			PF	FO	A	TO	Blk	Stl	Pts	Avg					
				FG	FGA	Pct	3FG	FGA	Pct	FT	FTA	Pct									Off	Def	Tot	Avg	
McNeese State	11/25/20	*	24	6	10	.600	1	2	.500	1	3	.333	1	4	5	5.0	2	0	2	2	0	3	14	14.0	
Nevada	11/26/20	*	28	3	11	.273	2	7	.286	9	13	.692	4	2	6	5.5	3	0	1	0	0	5	17	15.5	
North Dakota State	11/28/20	*	31	9	17	.529	3	10	.300	1	3	.333	0	7	7	6.0	2	0	2	1	0	5	22	17.7	
South Dakota	12/1/20	*	22	7	15	.467	2	5	.400	7	11	.636	3	2	5	5.8	3	0	1	4	0	1	23	19.0	
Totals			4	105	25	53	.472	8	24	.333	18	30	.600	8	15	23	5.8	10	0	6	7	0	14	76	19.0

NOTING ALLEN

- Junior college transfer who is a prolific scorer and ranked among the NCAA leaders in steals per game (3.5 spg)
- Led NU with 23 points on 7-of-15 shooting and five boards against South Dakota
- Totaled 17 of his 22 points in the second half against North Dakota State, as he also had seven boards and five steals
- Finished with 17 points, six boards and a career high five steals against Nevada
- Tied for team-high honors with 14 points and added three steals and five boards in a win over McNeese State
- Rated the No. 8 JUCO player nationally as he averaged 31.4 ppg, 7.4 rpg, 3.7 apg and 1.6 spg at Western Nebraska Community College
- Led the nation in field goals and ranked in top 10 nationally in free throws made (third), attempted (third) and percentage (88.1, eighth)
- Posted 17 games with 30+ points including four games of at least 40 points in his lone season at the school
- Began college career at West Virginia, playing in 35 games and averaging 7.0 points and 2.7 rebounds per game
- Had three 20-point efforts, including a pair in Big 12 play (vs. Kansas State, Oklahoma)
- Averaged 11.3 ppg on 55 percent shooting in three NCAA Tournament games, including 10 points in the Sweet 16 against Villanova
- Gatorade Player of the Year at Boys Town High School, averaging 31.6 points, 12.8 rebounds, 4.1 assists and 3.3 steals per game
- Senior year was highlighted by a quadruple-double (33 points, 18 rebounds, 10 assists and 11 steals)
- Younger brother (Timmy) earned second-team All-Pac 12 honors at Utah in 2019-20

MISC. STATS

Category	2020-21	Career*
Double-Figure Scoring	4	16
Double-Figure Rebounding	0	0
Double-Figure Assists	0	0
Double-Doubles	0	0
Led NU in Scoring	3	3
Led NU in Rebounding	0	0
Led NU in Assists	0	0
20+ Point Games	2	4
30+ Point Games	0	0

*-Includes West Virginia

TOP PERFORMANCES OF 2020-21

Category	No.	Opponent (Date)
Points	23	South Dakota (12/1)
	22	North Dakota State (11/28)
	17	Nevada (11/26)
Rebounds	7	North Dakota State (11/28)
	6	Nevada (11/26)
Assists	2	North Dakota State (11/28)
	2	McNeese State (11/25)
Steals	5	North Dakota State (11/28)
	5	Nevada (11/26)



#2 TREY MCGOWENS | 6-4 | 191 | Jr. | G | Pendleton, S.C.

CAREER STATS

Year	GP	GS	Total		Total									Rebounds				PF	FO	Ast	TO	Blk	Stl	Pts	Avg
			Min	Avg	FG	FGA	Pct	3FG	3FGA	Pct	FT	FTA	Pct	Off	Def	Tot	Avg								
2018-19*	33	32	918	27.8	113	271	.417	32	98	.327	126	165	.764	20	85	105	3.2	93	3	55	80	3	64	384	11.6
2019-20*	33	32	1110	33.6	124	338	.367	41	132	.311	91	126	.722	15	93	108	3.3	78	1	118	94	2	63	380	11.5
2020-21	4	4	106	26.5	15	37	.405	5	14	.357	11	14	.786	3	13	16	4.0	13	0	6	9	1	5	46	11.5
TOTAL	4	4	106	26.5	15	37	.405	5	14	.357	11	14	.786	3	13	16	4.0	13	0	6	9	1	5	46	11.5
All*	70	68	2134	30.5	252	646	.390	78	244	.320	228	305	.748	38	191	229	3.3	184	4	179	183	6	132	810	11.6

* Statistics from Pittsburgh

2020-21 GAME BY GAME

Opponent	Date	GS	Min	TOTAL			3-PTS			REBOUNDS			PF	FO	A	TO	Blk	Stl	Pts	Avg					
				FG	FGA	Pct	3FG	FGA	Pct	FT	FTA	Pct									Off	Def	Tot	Avg	
McNeese State	11/25/20	*	19	5	9	.556	2	2	1.000	2	3	.667	1	2	3	3.0	3	0	3	2	0	3	14	14.0	
Nevada	11/26/20	*	23	0	5	.000	0	3	.000	0	0	.000	1	1	2	2.5	4	0	2	2	0	0	0	7.0	
North Dakota State	11/28/20	*	34	7	14	.500	2	5	.400	3	4	.750	1	4	5	3.3	2	0	1	3	1	1	19	11.0	
South Dakota	12/1/20	*	30	3	9	.333	1	4	.250	6	7	.857	0	6	6	4.0	4	0	0	2	0	1	13	11.5	
Totals			4	106	15	37	.405	5	14	.357	11	14	.786	3	13	16	4.0	13	0	6	9	1	5	46	11.5

NOTING MCGOWENS

- Transfer from Pittsburgh who was ruled eligible to play on Oct. 5 after starting two years at Pittsburgh
- Tallied 13 points and a season-high six rebounds in the win over South Dakota
- Scored 19 points, including a pair of 3-pointers and added five rebounds vs. North Dakota State
- Tied for team-high honors with 14 points while adding three assists and three steals in a win over McNeese State
- Was a two-year starter at Pittsburgh, starting 64 of 66 games at the school
- Averaged 11.5 points, 3.6 assists, 3.3 rebounds and 1.9 steals per game, as he ranked among ACC leaders in steals (fourth), assists (10th), assist-to-turnover ratio (15th, 1.26-to-1) and minutes played (13th, 33.8 per game)
- Posted 20 double-figure scoring games, including three games of at least 20 points (Robert Morris, Louisville, at North Carolina)
- Started 32 games as a freshman, averaging 11.6 points, 3.2 rebounds, 1.9 steals and 1.7 assists per game, finishing third in the ACC in steals per game
- Reached double figures 17 times and tied or set three single-game Pitt freshman records, including points (33), steals (7) and free throws (18)
- Scored a career-high 33 points against Louisville, going 12-of-19 from the field against the Cardinals
- Attended Hargrave (Va.) Military Academy as a senior, averaging 18.4 ppg, 6.3 apg, 5.4 rpg and 3.2 spg
- Led Wren (S.C.) High School to a 25-3 record and the AAAA State Championship game in 2017 after averaging 18.3 ppg, 6.8 apg, 4.3 rpg and 3.6 spg
- His father (Bobby) played football at Clemson before transferring to South Carolina State to play both football and basketball, finishing as the school's all-time receiving leader and helped the school make two NCAA Tournament appearances
- His mother (Pam) played basketball at Western Carolina and is a high school basketball coach
- His younger brother (Bryce) signed to play with Nebraska in 2021-22, and is ranked as high as No. 23 nationally in the class of 2021

MISC. STATS

Category	2020-21	Career
Double-Figure Scoring	3	40
Double-Figure Rebounding	0	0
Double-Figure Assists	0	0
Double-Doubles	0	0
Led NU in Scoring	1	0
Led NU in Rebounding	0	0
Led NU in Assists	0	0
20+ Point Games	0	7
30+ Point Games	0	3

TOP PERFORMANCES OF 2020-21

Category	No.	Opponent (Date)
Points	19	North Dakota State (11/28)
	14	McNeese State (11/25)
Rebounds	6	South Dakota (12/1)
	5	North Dakota State (11/28)
Assists	3	McNeese State (11/25)
	2	Nevada (11/26)
Steals	3	McNeese State (11/25)



#3 ELIJAH WOOD | 6-5 | 174 | Fr. | G | Potomac, Md.

CAREER STATS

Year	GP	GS	Min	Avg	Total					Rebounds															
					FG	FGA	Pct	3FG	3FGA	Pct	FT	FTA	Pct	Off	Def	Tot	Avg	PF	FO	Ast	TO	Blk	Stl	Pts	Avg
2020-21	2	0	11	5.5	0	3	.000	0	3	.000	0	0	.000	0	2	2	1.0	0	0	2	1	0	1	0	0.0
TOTAL	2	0	11	5.5	0	3	.000	0	3	.000	0	0	.000	0	2	2	1.0	0	0	2	1	0	1	0	0.0

2020-21 GAME BY GAME

Opponent	Date	GS	Min	TOTAL			3-PTS			FT			REBOUNDS				PF	FO	A	TO	Blk	Stl	Pts	Avg
				FG	FGA	Pct	3FG	FGA	Pct	FT	FTA	Pct	Off	Def	Tot	Avg								
McNeese State	11/25/20	9	0	2	.000	0	2	.000	0	0	.000	0	2	2	2.0	0	0	2	0	0	0	0	0.0	
Nevada	11/26/20	DNP																						
North Dakota State	11/28/20	2	0	1	.000	0	1	.000	0	0	.000	0	0	0	1.0	0	0	0	1	0	1	0	0.0	
South Dakota	12/1/20	DNP																						
Totals		0	11	0	3	.000	0	3	.000	0	0	.000	0	2	2	1.0	0	0	2	1	0	1	0	0.0

NOTING WOOD


- Freshman guard who was originally going to go to Hargrave Military Academy, but reclassified into the class of 2020
- Made his debut against McNeese State, dishing out two assists and grabbing a pair of rebounds in nine minutes
- Spent senior year at Berkmar (Ga.) High School, averaging 10.0 ppg, 2.0 apg and 1.5 spg in helping the school to an 18-10 record and a Class AAAAAA (largest class in Georgia) quarterfinal appearance
- Averaged 11 ppg, 5.4 rpg, 4.1 apg and 1.8 bpg at Bethesda-Chevy Chase High School, reaching double figures 12 times and dishing out five or more assists eight times
- Chose Nebraska over schools such as Florida, Mississippi, Providence and TCU after reclassifying in June
- Father (Anthony) played at Hampton University, leading the team with 5.4 assists per game in 1988-89

MISC. STATS

Category	2020-21	Career
Double-Figure Scoring	0	0
Double-Figure Rebounding	0	0
Double-Figure Assists	0	0
Double-Doubles	0	0
Led NU in Scoring	0	0
Led NU in Rebounding	0	0
Led NU in Assists	0	0
20+ Point Games	0	0
30+ Point Games	0	0

TOP PERFORMANCES OF 2020-21

Category	No.	Opponent (Date)
Points	NA	
Rebounds	2	McNeese State (11/25)
Assists	2	McNeese State (11/25)



#4 SHAMIEL STEVENSON | 6-6 | 245 | Jr. | G/F | Toronto, Ontario, Canada

CAREER STATS

Year	GP	GS	Min	Avg	Total									Rebounds				PF	FO	Ast	TO	Blk	Stl	Pts	Avg
					FG	FGA	Pct	3FG	3FGA	Pct	FT	FTA	Pct	Off	Def	Tot	Avg								
2017-18*	32	13	761	23.8	95	188	.505	15	40	.375	68	112	.607	27	114	141	4.4	50	2	33	72	8	16	273	8.5
2018-19*	4	0	32	8.0	7	12	.583	1	1	1.000	0	1	.000	0	7	7	1.8	3	0	1	3	1	3	15	3.8
2020-21	4	0	82	20.5	12	19	.632	0	5	.000	13	18	.722	4	10	14	3.5	13	0	3	5	0	4	37	9.3
TOTAL	4	0	82	20.5	12	19	.632	0	5	.000	13	18	.722	4	10	14	3.5	13	0	3	5	0	4	37	9.3
<i>All*</i>	<i>40</i>	<i>13</i>	<i>875</i>	<i>21.9</i>	<i>114</i>	<i>219</i>	<i>.521</i>	<i>16</i>	<i>46</i>	<i>.348</i>	<i>81</i>	<i>131</i>	<i>.618</i>	<i>31</i>	<i>131</i>	<i>162</i>	<i>4.1</i>	<i>66</i>	<i>2</i>	<i>37</i>	<i>80</i>	<i>9</i>	<i>23</i>	<i>325</i>	<i>8.1</i>

* Statistics from Pittsburgh

2020-21 GAME BY GAME

Opponent	Date	GS	Min	TOTAL			3-PTS			FT			REBOUNDS				PF	FO	A	TO	Blk	Stl	Pts	Avg
				FG	FGA	Pct	3FG	FGA	Pct	FT	FTA	Pct	Off	Def	Tot	Avg								
McNeese State	11/25/20	22	4	4	1.000	0	0	.000	6	8	.750	3	3	6	6.0	3	0	2	0	0	2	14	14.0	
Nevada	11/26/20	21	3	5	.600	0	1	.000	3	3	1.000	0	3	3	4.5	3	0	0	2	0	0	9	11.5	
North Dakota State	11/28/20	12	1	3	.333	0	2	.000	1	2	.500	0	1	1	3.3	4	0	0	1	0	0	3	8.7	
South Dakota	12/1/20	27	4	7	.571	0	2	.000	3	5	.600	1	3	4	3.5	3	0	1	2	0	2	11	9.3	
Totals		0	82	12	19	.632	0	5	.000	13	18	.722	4	10	14	3.5	13	0	3	5	0	4	37	9.3

NOTING STEVENSON

- Transfer who provides a physical presence as well as the ability to stretch out to 3-point range coming off the bench
- Keyed NU's win over South Dakota with 11 points, four rebounds and two steals in 27 minutes off the bench
- Totaled nine points and three boards in 21 minutes against Nevada
- Tied for game-high honors against McNeese State, hitting all four shots from the field and added six rebounds, two assists and two steals in 22 minutes
 - Sat out the 2019-20 season following his NCAA appeal being denied on Nov. 26, 2019
 - Played in 32 games, including 13 starts at Pittsburgh in 2017-18, averaging 8.5 points on 51 percent shooting and 4.4 rebounds per game to rank second on the Panthers in rebounds
 - Reached double figures 13 times, including a career-high 19 points against Montana
 - Played at Hillcrest (Ariz.) Prep, averaging 14.2 ppg and 6.3 rpg and was selected to play in the 2017 BioSteel All-Canadian Game

MISC. STATS

Category	2020-21	Career
Double-Figure Scoring	1	14
Double-Figure Rebounding	0	0
Double-Figure Assists	0	0
Double-Doubles	0	0
Led NU in Scoring	1	1
Led NU in Rebounding	0	0
Led NU in Assists	0	0
20+ Point Games	0	0
30+ Point Games	0	0

TOP PERFORMANCES OF 2020-21

Category	No.	Opponent (Date)
Points	14	McNeese State (11/25)
	11	South Dakota (12/1)
Rebounds	6	McNeese State (11/25)
	5	South Dakota (12/1)
Assists	2	McNeese State (11/25)
Steals	2	McNeese State (11/25)
	2	South Dakota (12/1)



#10 KOBE WEBSTER | 6-0 | 172 | Sr. | G | Indianapolis, Ind.

CAREER STATS

Year	GP	GS	Min	Avg	Total					Rebounds															
					FG	FGA	Pct	3FG	3FGA	Pct	FT	FTA	Pct	Off	Def	Tot	Avg	PF	FO	Ast	TO	Blk	Stl	Pts	Avg
2017-18*	28	28	935	33.4	165	383	.431	59	161	.366	57	73	.781	10	106	116	4.1	44	0	97	63	3	20	446	15.9
2018-19*	31	31	1054	34.0	195	455	.429	76	184	.413	60	85	.706	14	123	137	4.4	60	0	97	50	1	34	526	17.0
2019-20*	26	26	876	33.7	173	415	.417	49	147	.333	50	64	.781	12	71	83	3.2	37	0	93	54	3	23	445	17.1
2020-21	4	0	84	21.0	14	32	.438	5	19	.263	8	10	.800	0	10	10	2.5	5	0	5	3	0	5	41	10.3
TOTAL	4	0	84	21.0	14	32	.438	5	19	.263	8	10	.800	0	10	10	2.5	5	0	5	3	0	5	41	10.3
All*	89	85	2949	33.1	547	1285	.426	189	511	.370	175	232	.754	36	310	346	3.9	146	0	292	170	7	82	1458	16.4

* Statistics from Western Illinois

2020-21 GAME BY GAME

Opponent	Date	GS	Min	TOTAL			3-PTS			FT			REBOUNDS				PF	FO	A	TO	Blk	Stl	Pts	Avg
				FG	FGA	Pct	3FG	FGA	Pct	FT	FTA	Pct	Off	Def	Tot	Avg								
McNeese State	11/25/20	24	5	7	.714	1	3	.333	2	2	1.000	0	2	2	2.0	0	0	2	0	2	13	13.0		
Nevada	11/26/20	20	4	10	.400	2	6	.333	3	4	.750	0	0	0	1.0	2	0	1	2	0	3	13	13.0	
North Dakota State	11/28/20	17	1	4	.250	0	3	.000	2	2	1.000	0	4	4	2.0	1	0	2	1	0	0	4	10.0	
South Dakota	12/1/20	23	4	11	.364	2	7	.286	1	2	.500	0	4	4	2.5	2	0	0	0	0	11	10.3		
Totals		0	84	14	32	.438	5	19	.263	8	10	.800	0	10	10	2.5	5	0	5	3	0	5	41	10.3

NOTING WEBSTER

- Graduate transfer who adds experience and playmaking ability in the guard spot
- Came off the bench and had 11 points and four boards in 22 minutes against South Dakota
- Totaled 13 points, including a pair of 3-pointers, in 20 minutes off the bench against Nevada
- Made a strong debut with 13 points on 5-of-7 shooting, two assists and two steals against McNeese State
- Three-year starter at Western Illinois, starting 85 games and earning All-Summit League honors in 2019 and 2020
- Started 26 games at WIU in 2019-20, averaging 17.1 points, 3.6 assists and 3.2 rebounds per game en route to second-team all-conference honors
- Ranked among league leaders in scoring (sixth), assists (fifth) and assist-to-turnover ratio (1.72-to-1, fourth)
- Had six 20-point games, including a school-record 40-point performance against Omaha, in 2019-20
- Garnered second-team all-Summit League honors in 2018-19 after averaging 17.0 points, 4.0 rebounds and 3.1 assists per game, while finishing fifth in scoring, assist-to-turnover ratio and 3-pointers per game
- Attended Park Tudor School in Indianapolis, helping the school to a pair of state titles in 2014 and 2015 with college standouts Jaren Jackson Jr. (Michigan State) and Trevon Bluiett (Xavier)
- Started three seasons at Park Tutor, averaging 16 points, four rebounds and four assists per game as a senior to earn third-team all-state by the AP
- Invited to the Indiana's Top 60 showcase following a junior campaign when he averaged 14.5 points and 3.7 assists per game
- Played his AAU ball with the Indiana Elite, winning a national championship in 2015
- Graduated with a degree in management in three years and was a first-team Academic All-District pick in 2019
- Pursuing a master's degree in higher education administration at Nebraska

MISC. STATS

Category	2020-21	Career
Double-Figure Scoring	3	75
Double-Figure Rebounding	0	1
Double-Figure Assists	0	0
Double-Doubles	0	1
Led NU in Scoring	0	0
Led NU in Rebounding	0	0
Led NU in Assists	0	0
20+ Point Games	0	24
30+ Point Games	0	1
40+ Point Games	0	1

*-Includes Western Illinois

TOP PERFORMANCES OF 2020-21

Category	No.	Opponent (Date)
Points	13	McNeese State (11/25)
	13	Nevada (11/26)
	11	South Dakota (12/1)
Rebounds	4	North Dakota State (11/28)
	4	South Dakota (12/1)
Assists	2	North Dakota State (11/28)
	2	McNeese State (11/25)
Steals	3	Nevada (11/26)
	2	McNeese State (11/25)



#11 LAT MAYEN | 6-9 | 205 | Jr. | F | Adelaide, Australia

CAREER STATS

Year	GP	GS	Total		Total									Rebounds				PF	FO	Ast	TO	Blk	Stl	Pts	Avg
			Min	Avg	FG	FGA	Pct	3FG	3FGA	Pct	FT	FTA	Pct	Off	Def	Tot	Avg								
2018-19*	17	0	134	7.9	11	26	.423	7	20	.350	7	9	.778	5	16	21	1.2	14	0	4	11	4	4	36	2.1
2020-21	4	4	104	26.0	13	35	.371	10	26	.385	2	5	.400	8	19	27	6.8	11	0	7	7	1	2	38	9.5
TOTAL	4	4	104	26.0	13	35	.371	10	26	.385	2	5	.400	8	19	27	6.8	11	0	7	7	1	2	38	9.5
<i>All*</i>	<i>21</i>	<i>4</i>	<i>238</i>	<i>11.3</i>	<i>24</i>	<i>61</i>	<i>.393</i>	<i>17</i>	<i>46</i>	<i>.370</i>	<i>9</i>	<i>14</i>	<i>.643</i>	<i>13</i>	<i>35</i>	<i>48</i>	<i>2.3</i>	<i>25</i>	<i>0</i>	<i>11</i>	<i>18</i>	<i>5</i>	<i>6</i>	<i>74</i>	<i>3.5</i>

* Statistics from TCU

2020-21 GAME BY GAME

Opponent	Date	GS	Min	TOTAL			3-PTS			REBOUNDS				PF	FO	A	TO	Blk	Stl	Pts	Avg				
				FG	FGA	Pct	3FG	FGA	Pct	FT	FTA	Pct	Off									Def	Tot	Avg	
McNeese State	11/25/20	*	24	5	11	.455	3	7	.429	0	0	.000	3	3	6	6.0	2	0	1	1	0	0	13	13.0	
Nevada	11/26/20	*	27	2	9	.222	2	9	.222	1	3	.333	0	5	5	5.5	4	0	1	1	0	1	7	10.0	
North Dakota State	11/28/20	*	22	4	7	.571	3	6	.500	1	2	.500	1	3	4	5.0	3	0	1	1	0	0	12	10.7	
South Dakota	12/1/20	*	31	2	8	.250	2	4	.500	0	0	.000	4	8	12	6.8	2	0	4	4	1	1	6	9.5	
Totals			4	104	13	35	.371	10	26	.385	2	5	.400	8	19	27	6.8	11	0	7	7	1	2	38	9.5

NOTING MAYEN

- Junior college transfer who has impressed coaches with his shooting and work ethic
- Grabbed a career-high 12 boards and dished out a personal best four assists in 31 minutes vs. South Dakota
- Reached double figures for the second time with 12 points, including a trio of 3-pointers, and four rebounds against North Dakota State
- Had seven points and five rebounds in a loss to Nevada
- Finished with a career-high 13 points, including a trio of 3-pointers, and six boards against McNeese State
- Rated the No. 18 JUCO nationally in 2019-20 at Chipola (Fla.) College, as he averaged 11.8 points, 8.4 rebounds and 2.7 assists per game
- Shot 38 percent from 3-point range while posting eight double-doubles on the year
- Played in 17 games at TCU in 2018-19 before a knee injury ended his redshirt freshman season
- Averaged 2.1 points and 1.2 rebounds per game off the bench, highlighted by a 12-point, six-rebound effort against West Virginia
- Was one of the top recruits in Australia in the 2017 class, as he was a four-star recruit and the No. 2 ranked player in Australia by AUSA Hoops
- Was a member of the Australian National Program, playing in the 2016 Albert Schweitzer Tournament in Germany on the U18 team and was in the U19 National Team program.
- Averaged 12.0 points, 5.3 rebounds and 0.8 assists for Basketball Australia Centre of Excellence during the 2016-17 season, shooting 39.5 percent from 3-point range

MISC. STATS

Category	2020-21	Career
Double-Figure Scoring	0	0
Double-Figure Rebounding	1	1
Double-Figure Assists	0	0
Double-Doubles	0	0
Led NU in Scoring	0	0
Led NU in Rebounding	1	1
Led NU in Assists	1	1
20+ Point Games	0	0
30+ Point Games	0	0

TOP PERFORMANCES OF 2020-21

Category	No.	Opponent (Date)
Points	13	McNeese State (11/25)
	12	North Dakota State (11/28)
Rebounds	12	South Dakota (12/1)
	6	McNeese State (11/25)
	5	Nevada (11/26)
Assists	4	South Dakota (12/1)
	1	North Dakota State (11/28)
	1	McNeese State (11/25)
	1	Nevada (11/26)



#13 DERRICK WALKER | 6-8 | 232 | Jr. | F | Kansas City, Mo.

CAREER STATS

Year	GP	GS	Min	Avg	Total					Rebounds				PF	FO	Ast	TO	Blk	Stl	Pts	Avg				
					FG	FGA	Pct	3FG	3FGA	Pct	FT	FTA	Pct									Off	Def	Tot	Avg
2017-18*	34	0	299	8.8	28	47	.596	0	0	.000	10	25	.400	29	46	75	2.2	43	0	9	21	7	3	66	1.9
2018-19*	30	0	160	5.3	10	19	.526	0	0	.000	5	19	.263	8	24	32	1.1	28	0	7	6	3	6	25	0.8
All*	64	0	459	7.2	38	66	.576	0	0	.000	15	44	.341	37	70	107	1.7	71	0	16	27	10	9	91	1.4

* Statistics from Tennessee

2020-21 GAME BY GAME

Opponent	Date	GS	Min	TOTAL			3-PTS			FT	FTA	Pct	REBOUNDS				PF	FO	A	TO	Blk	Stl	Pts	Avg	
				FG	FGA	Pct	3FG	FGA	Pct				Off	Def	Tot	Avg									
McNeese State	11/25/20	DNP																							
Nevada	11/26/20	DNP																							
North Dakota State	11/28/20	DNP																							
South Dakota	12/1/20	DNP																							

NOTING WALKER

- Walker sat out the 2019-20 season after transferring from Tennessee and is scheduled to make his Husker debut in January after sitting out the first 14 games of the 2020-21 season
- Was named to the Tom Osborne Citizenship Team in 2019-20 and was selected to represent Nebraska at the Black Student-Athlete Summit in Austin, Texas, in January of 2020
- Played in 30 games at Tennessee in 2018-19 as the Volunteers reached the NCAA Sweet 16
- Helped the Volunteers to an SEC title in 2017-18, playing in 34 games and averaging 1.9 points and 2.2 rebounds per outing
- A four-star prospect by ESPN who played at Sunrise (Kan.) Christian Academy, averaging 14 points and seven rebounds per game in 2016-17
- Played on MOKAN Elite AAU program with NBA first-round picks Trae Young and Michael Porter Jr.
- Spent freshman-junior years at Raytown High School, the alma mater of former Husker great and current Los Angeles Clippers Coach Tyrone Lue

MISC. STATS

Category	2020-21	Career
Double-Figure Scoring	0	0
Double-Figure Rebounding	0	0
Double-Figure Assists	0	0
Double-Doubles	0	0
Led NU in Scoring	0	0
Led NU in Rebounding	0	0
Led NU in Assists	0	0
20+ Point Games	0	0
30+ Point Games	0	0

TOP PERFORMANCES OF 2020-21

Category	No.	Opponent (Date)
Points	NA	
Rebounds	NA	
Assists	NA	



#21 JACE PIATKOWSKI | 6-3 | 184 | R-Fr. | G | Omaha, Neb.

CAREER STATS

Year	GP	GS	Min	Avg	Total							Rebounds							PF	FO	Ast	TO	Blk	Stl	Pts	Avg
					FG	FGA	Pct	3FG	3FGA	Pct	FT	FTA	Pct	Off	Def	Tot	Avg									
2020-21	2	0	6	3.0	1	1	1.000	1	1	1.000	0	0	.000	1	0	1	0.5	0	0	0	0	0	0	3	1.5	
TOTAL	2	0	6	3.0	1	1	1.000	1	1	1.000	0	0	.000	1	0	1	0.5	0	0	0	0	0	0	3	1.5	

2020-21 GAME BY GAME

Opponent	Date	GS	Min	TOTAL			3-PTS			FT			REBOUNDS				PF	FO	A	TO	Blk	Stl	Pts	Avg
				FG	FGA	Pct	3FG	FGA	Pct	FT	FTA	Pct	Off	Def	Tot	Avg								
McNeese State	11/25/20	4	1	1	1.000	1	1	1.000	0	0	.000	0	0	0	0.0	0	0	0	0	0	0	3	3.0	
Nevada	11/26/20	DNP																						
North Dakota State	11/28/20	2	0	0	.000	0	0	.000	0	0	.000	1	0	1	0.5	0	0	0	0	0	0	0	1.5	
South Dakota	12/1/20	DNP																						
Totals		0	6	1	1	1.000	1	1	1.000	0	0	.000	1	0	1	0.5	0	0	0	0	0	3	1.5	

NOTING PIATKOWSKI

- Made his debut and hit a 3-pointer in four minutes against McNeese State
- Walk-on who redshirted during the 2019-20 season
- Played at Elkhorn South, averaging 18.6 points and 3.3 rebounds per game as a senior, highlighted by a 36-point performance against Lincoln High, to earn honorable-mention all-state honors from the Omaha World-Herald
- Was AAU teammates with fellow Huskers Akol Arop and Bret Porter
- His father (Eric) played at Nebraska from 1991-94 and spent 14 years in the NBA
- The elder Piatkowski ranks second in school history with 1,934 points and was a two-time All-Big Eight pick and 1994 Big Eight Tournament MVP

MISC. STATS

Category	2020-21	Career
Double-Figure Scoring	0	0
Double-Figure Rebounding	0	0
Double-Figure Assists	0	0
Double-Doubles	0	0
Led NU in Scoring	0	0
Led NU in Rebounding	0	0
Led NU in Assists	0	0
20+ Point Games	0	0
30+ Point Games	0	0

TOP PERFORMANCES OF 2020-21

Category	No.	Opponent (Date)
Points	3	McNeese State (11/25)
Rebounds	1	North Dakota State (11/28)
Assists	NA	



#24 YVAN OUEDRAOGO | 6-9 | 245 | So. | F | Bordeaux, France

CAREER STATS

Year	GP	GS	Total		Total									Rebounds				PF	FO	Ast	TO	Blk	Stl	Pts	Avg
			Min	Avg	FG	FGA	Pct	3FG	3FGA	Pct	FT	FTA	Pct	Off	Def	Tot	Avg								
2019-20	32	30	682	21.3	70	168	.417	0	0	.000	41	86	.477	90	113	203	6.3	52	0	15	48	9	13	181	5.7
2020-21	4	0	75	18.8	6	19	.316	0	0	.000	5	10	.500	12	10	22	5.5	9	0	1	2	3	3	17	4.3
TOTAL	36	30	757	21.0	76	187	.406	0	0	.000	46	96	.479	102	123	225	6.3	61	0	16	50	12	16	198	5.5

2020-21 GAME BY GAME

Opponent	Date	GS	Min	TOTAL			3-PTS			REBOUNDS			PF	FO	A	TO	Blk	Stl	Pts	Avg				
				FG	FGA	Pct	3FG	FGA	Pct	FT	FTA	Pct									Off	Def	Tot	Avg
McNeese State	11/25/20	23	3	12	.250	0	0	.000	3	5	.600	3	4	7	7.0	2	0	0	1	0	2	9	9.0	
Nevada	11/26/20	15	0	1	.000	0	0	.000	2	3	.667	3	0	3	5.0	4	0	1	1	0	1	2	5.5	
North Dakota State	11/28/20	19	2	5	.400	0	0	.000	0	2	.000	5	2	7	5.7	1	0	0	0	1	0	4	5.0	
South Dakota	12/1/20	18	1	1	1.000	0	0	.000	0	0	.000	1	4	5	5.5	2	0	0	0	2	0	2	4.3	
Totals		0	75	6	19	.316	0	0	.000	5	10	.500	12	10	22	5.5	9	0	1	2	3	3	17	4.3

NOTING OUEDRAOGO

- Spent most of the summer in France during the pandemic and worked on his body, losing nearly 20 pounds and becoming more explosive
- Had two points, five board and two blocked shots in 18 minutes against South Dakota, posting a team-best +15 plus/minus ratio
- Grabbed seven boards in 18 minutes against North Dakota State
- Totaled nine points and seven boards in 24 minutes off the bench against McNeese State
- Started 30 games as a 17-year-old, averaging 5.7 points and a team-high 6.3 rebounds per game in 2019-20, ranking third among Big Ten freshmen in rebounding
- Set school freshman marks for season rebounds (203) and double-doubles (three)
- Established a school freshman single-game record with 19 rebounds against Northwestern on March 1, 2020, breaking the previous mark of 17 set two other times
- Made significant strides, averaging 6.8 points and 7.6 rebounds per game over the Huskers' final nine games, including two of his three double-doubles
- Spent the summer of 2019 playing for the French U-18 National Team, helping France to a 6-1 record and fifth-place finish at the European Championships
- Attended the National Institute of Sport, Expertise and Performance (INSEP), a program which produced Clint Capela, Boris Diaw and Tony Parker, among others
- Represented France in the 2018 FIBA U-16 European Championships, when he averaged 12.7 points and 9.7 rebounds per game to earn team MVP honors

MISC. STATS

Category	2020-21	Career
Double-Figure Scoring	0	6
Double-Figure Rebounding	0	6
Double-Figure Assists	0	0
Double-Doubles	0	3
Led NU in Scoring	0	0
Led NU in Rebounding	1	13
Led NU in Assists	0	0
20+ Point Games	0	0
30+ Point Games	0	0

TOP PERFORMANCES OF 2020-21

Category	No.	Opponent (Date)
Points	9	McNeese State (11/25)
	4	North Dakota State (11/28)
Rebounds	7	McNeese State (11/25)
	7	North Dakota State (11/28)
	5	South Dakota (12/1)
Blocks	2	South Dakota (12/1)
	1	North Dakota State (11/28)



#34 THORIR THORBJARNARSON | 6-6 | 202 | Sr. | G | Reykjavik, Iceland

CAREER STATS

Year	GP	GS	Min	Avg	Total					Rebounds					PF	FO	Ast	TO	Blk	Stl	Pts	Avg			
					FG	FGA	Pct	3FG	3FGA	Pct	FT	FTA	Pct	Off									Def	Tot	Avg
2017-18	9	0	19	2.1	3	7	.429	2	5	.400	0	0	.000	1	3	4	0.4	4	0	3	1	0	1	8	0.9
2018-19	25	7	307	12.3	19	56	.339	4	23	.174	8	12	.667	10	43	53	2.1	25	0	29	13	5	14	50	2.0
2019-20	32	24	935	29.2	100	221	.452	48	129	.372	32	41	.780	18	134	152	4.8	66	1	42	47	4	36	280	8.8
2020-21	4	4	105	26.3	4	20	.200	3	14	.214	0	0	.000	2	10	12	3.0	7	0	4	3	0	6	11	2.8
TOTAL	70	35	1366	19.5	126	304	.414	57	171	.333	40	53	.755	31	190	221	3.2	102	1	78	64	9	57	349	5.0

2020-21 GAME BY GAME

Opponent	Date	GS	Min	TOTAL			3-PTS			REBOUNDS				PF	FO	A	TO	Blk	Stl	Pts	Avg				
				FG	FGA	Pct	3FG	FGA	Pct	FT	FTA	Pct	Off									Def	Tot	Avg	
McNeese State	11/25/20	*	26	3	9	.333	2	5	.400	0	0	.000	1	1	2	2.0	0	0	1	1	0	1	8	8.0	
Nevada	11/26/20	*	28	0	4	.000	0	4	.000	0	0	.000	0	4	4	3.0	3	0	2	0	0	1	0	4.0	
North Dakota State	11/28/20	*	29	1	5	.200	1	4	.250	0	0	.000	0	3	3	3.0	3	0	1	0	0	3	3	3.7	
South Dakota	12/1/20	*	22	0	2	.000	0	1	.000	0	0	.000	1	2	3	3.0	1	0	0	2	0	1	0	2.8	
Totals			4	105	4	20	.200	3	14	.214	0	0	.000	2	10	12	3.0	7	0	4	3	0	6	11	2.8

NOTING THORBJARNARSON

- Returning starter who has started 27 straight games dating back to last season
- Strong shooter who can fill a variety of roles and doesn't need to score to make a positive impact on games
- Had three assists and a steal in 22 minutes against South Dakota
- Had three points, three steals and three rebounds in 28 minutes against Nevada
- Had eight points, including a pair of 3-pointers, against McNeese State while helping hold Dru Kuxhausen, who ranked among national 3-point leaders in 2019-20 to just 11 points on 4-of-11 shooting
 - Played in all 32 games, including 24 starts, in 2019-20 and averaged 8.8 points, 4.8 rebounds, 1.3 assists and 1.1 steals per game, finishing 10th in the Big Ten in steals and 14th in 3-point percentage (.372)
 - Reached double figures 13 times, including a trio of 17-point efforts (at Indiana, vs. Iowa, at Rutgers)
 - Started all 20 Big Ten games, averaging 10.6 ppg, while ranking second on the team in rebounding (5.5 rpg) and third in assists (1.7 apg)
 - Played for the Iceland National Team during the Games of the Small States of Europe in the summer of 2019, averaging 10 points per game
 - Was in the rotation during the second half of the 2018-19 season, playing in 25 contests, including seven starts
 - Nebraska's first scholarship player from Iceland and one of the few players from the nation on Division I teams
 - Played for KR Reykjavik in the Icelandic League for three years (2015-17), helping the team to three straight titles and a pair of Icelandic Cups in 2016 and 2017

MISC. STATS

Category	2020-21	Career
Double-Figure Scoring	0	13
Double-Figure Rebounding	0	1
Double-Figure Assists	0	0
Double-Doubles	0	0
Led NU in Scoring	0	2
Led NU in Rebounding	0	8
Led NU in Assists	0	3
20+ Point Games	0	0
30+ Point Games	0	0

TOP PERFORMANCES OF 2020-21

Category	No.	Opponent (Date)
Points	8	McNeese State (11/25)
	3	North Dakota State (11/28)
Rebounds	4	Nevada (11/26)
	3	North Dakota State (11/28)
	3	South Dakota (12/1)
Assists	2	Nevada (11/26)



#35 EDUARDO ANDRE | 6-10 | 228 | Fr. | F | London, England

CAREER STATS

Year	GP	GS	Min	Avg	Total					Rebounds					PF	FO	Ast	TO	Blk	Stl	Pts	Avg
					FG	FGA	Pct	3FG	3FGA	Pct	FT	FTA	Pct	Off								
2020-21	Has not played																					

2020-21 GAME BY GAME

Opponent	Date	GS	Min	TOTAL			3-PTS			REBOUNDS			PF	FO	A	TO	Blk	Stl	Pts	Avg
				FG	FGA	Pct	3FG	3FGA	Pct	FT	FTA	Pct								
McNeese State	11/25/20	DNP																		
Nevada	11/26/20	DNP																		
North Dakota State	11/28/20	DNP																		
South Dakota	12/1/20	DNP																		

NOTING ANDRE

- Freshman who provides size and shot-blocking ability for the Husker frontcourt, as he possesses a 7-foot-4 wingspan and has added 10 pounds since getting on campus in June
- Has missed Nebraska's first four games
- Three-star recruit who averaged 10.3 points, 9.8 rebounds and 3.9 blocked shots per game at AZ Compass Prep as a high school senior in 2019-20
- Moved to America prior to his sophomore season and spent two years at Woodrow Wilson High School in Dallas, averaging 12.3 points, 11.5 rebounds and 4.3 blocks per game and was named district defensive player of the year
- Was a late bloomer to the sport, as he did not start playing competitively until he was 14 years old
- Chose NU over offers from Illinois, Maryland and Texas A&M among others

MISC. STATS

Category	2020-21	Career
Double-Figure Scoring	0	0
Double-Figure Rebounding	0	0
Double-Figure Assists	0	0
Double-Doubles	0	0
Led NU in Scoring	0	0
Led NU in Rebounding	0	0
Led NU in Assists	0	0
20+ Point Games	0	0
30+ Point Games	0	0

TOP PERFORMANCES OF 2020-21

Category	No.	Opponent (Date)
Points	NA	
Rebounds	NA	
Assists	NA	



#44 BRET PORTER | 6-5 | 228 | R-Fr. | F | Omaha, Neb.

CAREER STATS

Year	GP	GS	Min	Avg	Total										Rebounds				PF	FO	Ast	TO	Blk	Stl	Pts	Avg		
					FG	FGA	Pct	3FG	3FGA	Pct	FT	FTA	Pct	Off	Def	Tot	Avg											
2020-21	2	0	5	2.5	0	0	.000	0	0	.000	0	0	.000	0	0	.000	0	1	1	0.5	1	0	0	0	1	0	0	0.0
TOTAL	2	0	5	2.5	0	0	.000	0	0	.000	0	0	.000	0	0	.000	0	1	1	0.5	1	0	0	0	1	0	0	0.0

2020-21 GAME BY GAME

Opponent	Date	GS	Min	TOTAL			3-PTS			REBOUNDS			PF	FO	A	TO	Blk	Stl	Pts	Avg			
				FG	FGA	Pct	3FG	FGA	Pct	FT	FTA	Pct									Off	Def	Tot
McNeese State	11/25/20	3	0	0	0	.000	0	0	.000	0	0	.000	0	1	1	1.0	1	0	0	0	0	0.0	
Nevada	11/26/20	DNP																					
North Dakota State	11/28/20	2	0	0	0	.000	0	0	.000	0	0	.000	0	0	0	0.5	0	0	0	0	1	0	0.0
South Dakota	12/1/20	DNP																					
Totals		0	5	0	0	.000	0	0	.000	0	0	.000	0	1	1	0.5	1	0	0	0	1	0	0.0

NOTING PORTER

- Walk-on who redshirted during the 2019-20 season
- Made his collegiate debut with three minutes against McNeese State
- Blocked a shot in 1:37 of playing time in the win against North Dakota State
- Returned from a torn ACL in June of 2018 to play as a senior, averaging 6.2 points and 4.4 rebounds as Millard North High School reached the district final in 2019
- Enjoyed a strong junior season, averaging 13.5 points and 7.5 rebounds per game for the Mustangs
- Was AAU teammates with fellow Huskers Akol Arop and Jace Piatkowski
- Is a fourth-generation athlete at Nebraska, as his father (Budge, 1975) grandfather (Mort, 1943, 1946-47) and great grandfather (Grove, 1913-15) all played football for the Cornhuskers

MISC. STATS

Category	2020-21	Career
Double-Figure Scoring	0	0
Double-Figure Rebounding	0	0
Double-Figure Assists	0	0
Double-Doubles	0	0
Led NU in Scoring	0	0
Led NU in Rebounding	0	0
Led NU in Assists	0	0
20+ Point Games	0	0
30+ Point Games	0	0

TOP PERFORMANCES OF 2020-21

Category	No.	Opponent (Date)
Points	NA	
Rebounds	1	McNeese State (11/25)
Assists	NA	



#45 DALANO BANTON | 6-9 | 204 | So. | G | Toronto, Ontario, Canada

CAREER STATS

Year	GP	GS	Min	Avg	Total					Rebounds															
					FG	FGA	Pct	3FG	3FGA	Pct	FT	FTA	Pct	Off	Def	Tot	Avg	PF	FO	Ast	TO	Blk	Stl	Pts	Avg.
2018-19*	31	12	469	15.1	39	97	.402	8	37	.216	19	34	.559	16	76	92	3.0	27	0	65	52	16	14	105	3.4
2020-21	4	4	117	29.3	17	38	.447	3	15	.200	17	22	.773	6	21	27	6.8	6	0	23	6	6	8	54	13.5
TOTAL	4	4	117	29.3	17	38	.447	3	15	.200	17	22	.773	6	21	27	6.8	6	0	23	6	6	8	54	13.5
<i>All*</i>	<i>35</i>	<i>16</i>	<i>586</i>	<i>16.7</i>	<i>56</i>	<i>135</i>	<i>.415</i>	<i>11</i>	<i>52</i>	<i>.212</i>	<i>36</i>	<i>56</i>	<i>.643</i>	<i>22</i>	<i>97</i>	<i>119</i>	<i>3.4</i>	<i>33</i>	<i>0</i>	<i>88</i>	<i>58</i>	<i>22</i>	<i>22</i>	<i>159</i>	<i>4.5</i>

* Statistics from Western Kentucky

2020-21 GAME BY GAME

Opponent	Date	GS	Min	TOTAL			3-PTS			FT			REBOUNDS				PF	FO	A	TO	Blk	Stl	Pts	Avg	
				FG	FGA	Pct	3FG	FGA	Pct	FT	FTA	Pct	Off	Def	Tot	Avg									
McNeese State	11/25/20	*	22	4	7	.571	0	2	.000	6	8	.750	2	4	6	6.0	2	0	6	2	4	3	14	14.0	
Nevada	11/26/20	*	38	6	17	.353	3	11	.273	3	4	.750	2	5	7	6.5	1	0	5	1	1	1	18	16.0	
North Dakota State	11/28/20	*	30	4	7	.571	0	1	.000	4	5	.800	2	7	9	7.3	0	0	8	2	1	1	12	14.7	
South Dakota	12/1/20	*	27	3	7	.429	0	1	.000	4	5	.800	0	5	5	6.8	3	0	4	1	0	3	10	13.5	
Totals			4	117	17	38	.447	3	15	.200	17	22	.773	6	21	27	6.8	6	0	23	6	6	8	54	13.5

NOTING BANTON

- Talented guard who uses his combination of size, length and athleticism to create matchup problems for opponents, as he has a 6-11 wingspan
- Ran the Huskers' scout team in 2019-20 while sitting out, impressing the coaches with his court vision
- Finished with 10 points, five rebounds, four assists and three steals vs. South Dakota
- Nearly posted a triple double against North Dakota State with 12 points, nine rebounds and eight assists
- Led NU with 18 points, five assists and seven boards in the loss to Nevada
- Filled the stat sheet in NU's win over McNeese State, totaling 14 points, six assists, six rebounds, four blocked shots and three steals in just 22 minutes of work
- Transfer from Western Kentucky who sat out the 2019-20 season and has three years of eligibility remaining
- Reclassified to the class of 2018 to play at Western Kentucky, where he averaged 3.4 points, 3.0 rebounds and 2.1 assists per game, posting a trio of double-figure performances
- Made 12 starts and his best performance was a 13-rebound, 10-assist, eight-point effort in a win over No. 15 Wisconsin
- Top 100 recruit (Rivals and 247Sports) who played at Redemption (N.Y.) Christian Academy and was named conference MVP in his final year at the school
- Played in the BioSteel All-Canadian Game, finishing with 19 points on 9-of-16 shooting, eight rebounds and three steals
- Wears #45 as a tribute to his Mount Olive neighborhood in Toronto, as the 45 Kipling bus was his transportation to school as a child

MISC. STATS

Category	2020-21	Career
Double-Figure Scoring	4	7
Double-Figure Rebounding	0	1
Double-Figure Assists	0	1
Double-Doubles	0	1
Led NU in Scoring	1	1
Led NU in Rebounding	2	2
Led NU in Assists	4	4
20+ Point Games	0	0
30+ Point Games	0	0

TOP PERFORMANCES OF 2020-21

Category	No.	Opponent (Date)
Points	18	Nevada (11/26)
	14	McNeese State (11/25)
Rebounds	9	North Dakota State (11/28)
	7	Nevada (11/26)
Assists	8	North Dakota State (11/28)
	6	McNeese State (11/25)
Steals	3	McNeese State (11/25)
	3	South Dakota (12/1)
Blocks	4	McNeese State (11/25)




#33 AKOL AROP | 6-5 | 203 | So. | F | Omaha, Neb.

CAREER STATS

Year	GP	GS	Min	Avg	Total									Rebounds				PF	FO	Ast	TO	Blk	Stl	Pts	Avg
					FG	FGA	Pct	3FG	3FGA	Pct	FT	FTA	Pct	Off	Def	Tot	Avg								
2019-20	21	0	114	5.4	9	16	.563	1	2	.500	3	7	.429	9	19	28	1.3	18	0	1	4	6	6	22	1.0
TOTAL	21	0	114	5.4	9	16	.563	1	2	.500	3	7	.429	9	19	28	1.3	18	0	1	4	6	6	22	1.0

NOTING AROP

- Will miss the entire 2020-21 season following knee surgery in early November.
- Played in 21 games as a true freshman, averaging 1.0 points and 1.3 rebounds per game.
- Came off the bench to grab four rebounds and block a pair of shots in a season-high 23 minutes vs. Indiana in the Big Ten Tournament
- Tied his season high with five points on 2-of-2 shooting, including his first career 3-pointer, at Minnesota
- Established season highs in points (five), rebounds (six) and minutes (20) at No. 25 Michigan
- 2019 Gatorade Player of the Year in Nebraska who averaged 19.4 points, 10.9 rebounds and 2.6 blocks per game as a senior at Omaha Creighton Prep High School
- First-team all-state selection by the Omaha World-Herald and Lincoln Journal Star after recording 19 double-doubles as a senior
- One of nine kids in the family, including older brother, Aguek, who plays basketball at San Diego State



#14 TREVOR LAKES | 6-7 | 215 | Sr. | F | Lebanon, Ind.

CAREER STATS

Year	GP	GS	Min	Avg	Total									Rebounds				PF	FO	Ast	TO	Blk	Stl	Pts	Avg
					FG	FGA	Pct	3FG	3FGA	Pct	FT	FTA	Pct	Off	Def	Tot	Avg								
2017-18*	28	3	378	13.5	53	118	.449	47	104	.452	4	7	.571	9	43	52	1.9	43	0	12	14	6	12	157	5.6
2018-19*	25	25	751	30.0	119	278	.428	87	219	.397	27	32	.844	17	121	138	5.5	55	0	21	19	17	8	352	14.1
2019-20*	30	28	966	32.2	157	354	.444	101	254	.398	55	69	.797	25	162	187	6.2	60	0	29	27	18	20	470	15.7
All*	83	56	2095	25.2	329	750	.439	235	577	.407	86	108	.796	51	326	377	4.5	158	0	62	60	41	40	979	11.8

* Statistics from University of Indianapolis

NOTING LAKES

- Transfer from Division II University of Indianapolis who will sit out this season and have one year of eligibility remaining
- High volume 3-point shooter who has 235 career 3-pointers and shot 41 percent for his collegiate career
- Averaged 15.7 points and 6.2 rebounds per game last season while leading his conference in 3-pointers per game (3.4/gm) for the second straight year, helping Indianapolis to a 24-6 record and a No. 1 seed in the 2020 NCAA Division II Regional Tournament
- Collected All-GLVC honors as a sophomore in 2018-19, as he led the team in scoring at 14.1 ppg, while pulling down 5.5 rebounds per contest. Lakes paced the conference with 3.5 3-pointers per game and shot 39.7 percent from 3-point range, while ranking among conference leaders in scoring (11th) and rebounding (12th)
- Played at Lebanon High School, averaging 22.5 points, 6.7 rebounds and 1.5 blocks per game as a senior en route to earning IBCA Honorable Mention All-State honors



#30 CHRIS MCGRAW | 6-0 | 170 | So. | G | Columbus, Ohio

CAREER STATS

Year	GP	GS	Min	Avg	Total									Rebounds				PF	FO	Ast	TO	Blk	Stl	Pts	Avg
					FG	FGA	Pct	3FG	3FGA	Pct	FT	FTA	Pct	Off	Def	Tot	Avg								
2018-19*	4	0	6	1.5	0	1	.000	0	0	.000	0	0	.000	0	0	0	0.0	0	0	2	0	0	0	0	0.0
All	4	0	6	1.5	0	1	.000	0	0	.000	0	0	.000	0	0	0	0.0	0	0	2	0	0	0	0	0.0

* Statistics from Ohio University

NOTING MCGRAW

- Walk-on who is sitting out this season after transferring from Division III Otterbein University, where he did not play last season because of injury
- Began his collegiate career at Ohio University in 2018-19, playing in four games and recording two assists in six minutes of action
- Was a teammate of Husker junior guard Trey McGowens at Hargrave Military in 2017-18, as the team went 33-4 and was ranked fourth nationally
- Played his high school basketball at Bishop Watterson High School for Coach Vince Lombardo, averaging 7.8 ppg as a senior and played all four years at the school



2020-21 Nebraska Men's Basketball Combined Team Statistics All games

Game Records

Record	Overall	Home	Away	Neutral
ALL GAMES	3-1	3-1	0-0	0-0
CONFERENCE	0-0	0-0	0-0	0-0
NON-CONFERENCE	3-1	3-1	0-0	0-0

Score by Periods

Team	1st	2nd	OT	TOT
Nebraska	158	165	0	323
Opponents	128	122	0	250

Team Box Score

No.	Player				Total		3-Point		F-Throw		Rebounds											
		GP-GS	MIN	AVG	FG-FGA	FG%	3FG-FGA	3FG%	FT-FTA	FT%	OFF	DEF	TOT	AVG	PF	DQ	A	TO	BLK	STL	PTS	AVG
0	ALLEN, Teddy	4-4	105:37	26.4	25-53	.472	8-24	.333	18-30	.600	8	15	23	5.8	10	0	6	7	0	14	76	19.0
45	BANTON, Dalano	4-4	116:01	29.0	17-38	.447	3-15	.200	17-22	.773	6	21	27	6.8	6	0	23	6	6	8	54	13.5
2	MCGOWENS, Trey	4-4	107:17	26.8	15-37	.405	5-14	.357	11-14	.786	3	13	16	4.0	13	0	6	9	1	5	46	11.5
10	WEBSTER, Kobe	4-0	83:08	20.8	14-32	.438	5-19	.263	8-10	.800	0	10	10	2.5	5	0	5	3	0	5	41	10.3
11	MAYEN, Lat	4-4	103:54	26.0	13-35	.371	10-26	.385	2-5	.400	8	19	27	6.8	11	0	7	7	1	2	38	9.5
4	STEVENSON, Shamiel	4-0	81:58	20.5	12-19	.632	0-5	.000	13-18	.722	4	10	14	3.5	13	0	3	5	0	4	37	9.3
24	OUEDRAOGO, Yvan	4-0	75:19	18.8	6-19	.316	0-0	.000	5-10	.500	12	10	22	5.5	9	0	1	2	3	3	17	4.3
34	THORBJARNARSON, Thorir	4-4	105:06	26.3	4-20	.200	3-14	.214	0-0	.000	2	10	12	3.0	7	0	4	3	0	6	11	2.8
21	PIATKOWSKI, Jace	2-0	05:44	2.9	1-1	1.000	1-1	1.000	0-0	.000	1	0	1	0.5	0	0	0	0	0	0	3	1.5
44	PORTER, Bret	2-0	04:49	2.4	0-0	.000	0-0	.000	0-0	.000	0	1	1	0.5	1	0	0	0	1	0	0	0.0
3	WOOD, Elijah	2-0	11:07	5.6	0-3	.000	0-3	.000	0-0	.000	0	2	2	1.0	0	0	2	1	0	1	0	0.0
Team											5	4	9					1				
Total		4	800		107-257	.416	35-121	.289	74-109	.679	49	115	164	41.0	75	0	57	44	12	48	323	80.8
Opponents		4	800		88-239	.368	26-93	.280	48-73	.658	54	119	173	43.3	91	3	44	78	13	16	250	62.5

Team Statistics

	NEBR	OPP
Scoring	323	250
Points per game	80.8	62.5
Scoring margin	+18.3	-
Field goals-att	107-257	88-239
Field goal pct	.416	.368
3 point fg-att	35-121	26-93
3-point FG pct	.289	.280
3-pt FG made per game	8.8	6.5
Free throws-att	74-109	48-73
Free throw pct	.679	.658
F-Throws made per game	18.5	12.0
Rebounds	164	173
Rebounds per game	41.0	43.3
Rebounding margin	-2.3	-
Assists	57	44
Assists per game	14.3	11.0
Turnovers	44	78
Turnovers per game	11.0	19.5
Turnover margin	+8.5	-
Assist/turnover ratio	1.3	0.6
Steals	48	16
Steals per game	12.0	4.0
Blocks	12	13
Blocks per game	3.0	3.3
Winning streak	2	-
Home win streak	2	-
Attendance	25	0
Home games-Avg/Game	4-6	0-0
Neutral site-Avg/Game	-	0-0

Team Results

Date	Opponent		Score	Att.
11/25/2020	McNeese	W	102-55	0
11/26/2020	Nevada	L	66-69	0
11/28/2020	North Dakota St.	W	79-57	0
12/01/2020	South Dakota	W	76-69	25