

NORTHWESTERN WOMEN'S BASKETBALL

CHICAGO'S BIG TEN TEAM™

#15 NORTHWESTERN (4-0, 2-0 BIG) at NEBRASKA (3-3, 1-2 BIG)

DEC. 31, 2020 » PINNACLE BANK ARENA » LINCOLN, NEB.

NORTHWESTERN WILDCATS

VS

NEBRASKA HUSKERS



@NUWBBall

TALE OF THE TAPE

80.5	Points Per Game	68.5
53.0	Points Allowed Per Game	71.0
46.4	Field Goal Percentage	40.5
37.7	Opponent Field Goal Percentage	36.6
25.0	Three-Point Percentage	31.3
34.1	Opponent Three-Point Percentage	32.9
36.3	Rebounds Per Game	42.0
19.5	Assists Per Game	12.8



@HuskersWBB

STREAM: Big Ten Network (Larry Puntene, Brenda VanLengen) | RADIO: WNUR Sports | STATS: Sidearm Stats

2020-21 SCHEDULE

OVERALL: 4-0 | BIG TEN: 2-0

HOME: 3-0 | AWAY: 1-0 | NEUTRAL: 0-0

12.6	Bradley	Canceled
12.10	Eastern Illinois	W, 93-57
12.14	Minnesota*	W, 80-51
12.17	Purdue*	W, 70-54
12.22	Eastern Kentucky	W, 79-50
12.31	Nebraska*	1 p.m.
1.3	Michigan*	4 p.m.
1.6	Wisconsin*	3 p.m.
1.9	Iowa*	TBA
1.14	Rutgers*	TBA
1.17	Penn State*	TBA
1.21	Illinois*	TBA
1.24	Indiana*	TBA
1.28	Iowa*	TBA
2.1	Ohio State*	TBA
2.7	Michigan State*	TBA
2.11	Rutgers*	TBA
2.14	Ohio State*	TBA
2.17	Nebraska*	TBA
2.20	Wisconsin	TBA
2.25	Illinois*	TBA
2.28	Maryland*	TBA
3.5/6	Michigan*	TBA

* CONFERENCE MATCH
BOLD indicates home match
All times Central

THE OPENING TIP

- » The No. 15 Northwestern Wildcats resume Big Ten play after a holiday break at Nebraska on the road Thursday. Tip off is set for 1 p.m. CT on Big Ten Network at Pinnacle Bank Arena.
- » The Wildcats remained at No. 15 in the latest AP Poll after just one game last week, a 79-50 win over Eastern Kentucky at home. The 'Cats forced 33 turnovers and grabbed 26 offensive rebounds.
- » Northwestern leads the country in ball control, ranking first nationally in turnover margin (+14.2), second in turnovers forced per game (26.3) and in the top-15 in fewest turnovers committed per game (12.0).
- » The 'Cats rank third in the country in steals per game with 14.8, led by the reigning Big Ten Defensive Player of the Year Veronica Burton (4.5, first in the Big Ten) and Sydney Wood (3.3, second in the Big Ten)
- » All five starters for NU are averaging over eight points a game, and Burton, Wood and Pulliam have scored double digits in every contest so far.
- » Last year, Northwestern rallied from an nine-point second half deficit to beat Nebraska 60-56 at home. Pulliam scored a go-ahead jumper to break a tie with 28 seconds left.

NUMBERS TO KNOW

26.2

The Wildcats force a turnover on 26.2% of opposing team's possessions, the highest percentage in the country, per Her Hoop Stats.

44.4

The Wildcats offensive rebounding rate ranks seventh in the country, per Her Hoop Stats. The Wildcats have never had an ORB rate above 33.5% since at least the 2015-16 season.

199

Veronica Burton is one steal away from becoming the seventh Wildcat all-time to register 200 career steals, as just a junior.

QUOTABLES

"Sydney, Veronica, Jordan, Lindsey, they read. And that's what happens when you're in those tight presses: reading the next pass, reading what's gonna happen two passes from there. That's where I think those guys are really good."


- Joe McKeown on the team's steal rate

LAST GAME STARTERS



3 WOOD
JR. • G/F

14.3p/4.8r/11.8a/0.8b/3.3s



10 PULLIAM
SR. • G

14.0p/4.5r/2.3a/0.0b/2.0s



12 BURTON
JR. • G

21.3p/25.1r/5.5a/0.5b/4.5s



15 SHAW
JR. • F

9.3p/6.5r/1.0a/1.5b/1.3s



24 HAMILTON
SR. • G

8.5p/3.3r/3.8a/0.5b/2.5s

FYI

• Northwestern uses the term "first year" to refer to its new student-athletes, abbreviated by "Fy."

• The correct abbreviation for Northwestern is "NU," not "NW" or "NWU."

• The correct logo for Northwestern is the "Block N." Please contact Amit Mallik at amit.mallik@northwestern.edu if you are in need.



THE STEAL SISTERS: The Wildcats have the top two players in the conference in steals per game in Veronica Burton (4.5) and Sydney Wood (3.3). Along with the help of Jordan Hamilton (2.5) and Lindsey Pulliam (2.0), Northwestern owns the third highest steals per game mark as a team in the country.

THE BACKCOURT BURGLAR: Burton, who is currently leading the conference in steals per game, finished atop that leaderboard at the conclusion of the 2018-19 and 2019-20 seasons. She was last year's Big Ten Defensive Player of the Year. She now has 199 career steals, one away from seventh place on the all-time list at NU.

BLIZZARD TO AVALANCHE: Joe McKeown's patented Blizzard defense has wreaked havoc on opposing backcourts this season. The 'Cats rank second in the country in turnovers forced per game (26.3) and are using their defensive activity to jumpstart their offense, where they are averaging 31.8 points off of turnovers.

RANK THAT: The Wildcats are ranked No. 15 in the latest AP Top 25 Poll. They climbed one spot in each of the last two weeks from their preseason ranking of 17. They are the second-highest ranked team in the Big Ten behind 5-1 Maryland.

SIMPLE WINS: NU is dominating in ball control metrics for the second straight season. In addition to their superior turnover numbers on defense, the 'Cats are committing the 13th fewest turnovers per game in the country (12.0) while recording the 12th most assists per game nationally (19.5). It comes out to an assist-to-turnover ratio of 1.62, the fifth-best mark in the country after finishing fourth in the same category last season.

THE POINT GODDESS: Veronica Burton has been otherworldly to start the season, averaging 21.5 points, 5.5 assists and 4.5 steals through four games. Northwestern's assists and steals stats are elite nationally, and Burton is also scoring the rock efficiently, shooting 56% from the field and 50% from deep, the second best mark in the Big Ten.

THE SWISS ARMY KNIFE: Sydney Wood is averaging a career-best 14.3 points per game and has scored in double-digits in all four games so far after doing so just three times last season. She ranks second in the conference in steals per game and is also chipping in nearly five boards per game.

STEP UP SHAW: Courtney Shaw has taken on her bigger role this season with aplomb. She is averaging 9.3 points and 6.5 rebounds in 24.5 minutes per game. She set career-highs in rebounds (9), assists (3) and minutes (29) against Purdue.

SCRAPPY AND HUNGRY: Jordan Hamilton (J. Ham) has seized on her return to the starting lineup this season, averaging 8.5 points, 3.8 assists, 3.3 rebounds and 2.5 steals in 29.5 minutes per game. She started all but one game in her first two seasons.

RECORD ESOTERICA: The 'Cats are playing their second daytime game of the season after going 1-0 against ECU. They were 12-3 in matinee matchups last season. The 'Cats are 2-0 on Thursday this season and 2-0 on Big Ten Network. Last year on New Year's Eve, Northwestern knocked off then-No. 12 Maryland, 81-58, for its first-ever program win over the Terps.

LINDSEY LEGEND: Senior Guard Lindsey Pulliam was named the Big Ten Preseason Player of the Year by the media. Additionally she was named to three National Player of the Year Watchlists (Wade Trophy, Naismith Trophy, Wooden Award) and the watch list for best shooting guard in the country (Ann Meyers Drysdale Award).

SUPERNOVAE: Senior Lindsey Pulliam and junior Veronica Burton were both named to the Preseason All-Big Ten Team. NU was only one of two schools in the Big Ten with two selections to the ten-player list.

THE CLIMB, PT. 1: Pulliam officially debuted on the top ten career scoring list at Northwestern just one game into her senior season. Through four games she is tied for seventh place with 1,693 points and six away from sixth place.

THE CLIMB, PT. 2: Pulliam entered the season ranked eighth all-time on the NU free throws made list. At 387 in her career, she is tied fifth place with Katrina Hannaford (1993-97).

THE CLIMB, PT. 3: Veronica Burton cracked the top 10 of the all-time steals list at Northwestern just one game into her junior season. She currently is at 199 and one away from seventh and five away from fifth. Burton is on pace to finish the season around the ballpark of 270 steals, which would place her second all-time on the list as just a junior.

FLIRTING WITH HISTORY: Veronica Burton's scoring average of 21.3 points per game, while just four games old, would rank fourth all-time in program history. Her three-point percentage of 50% would top the single season leaderboard as well. Less susceptible to volatility is her career three-point percentage of 36%, which ranks eighth all-time at Northwestern.

2019-20 REDUX

THE AWARDS: Five Wildcats received All-Big Ten selections last year with three returners: Pulliam was a unanimous first-team selection. Burton was the Big Ten Defensive Player of the Year, a selection to the Big Ten All-Defensive Team, and an All-Big Ten second team selection. Junior guard Sydney Wood was named All-Big Ten honorable mention by the media. No other Big Ten school returns three All-Big Ten student-athletes.

COAAAACH: Head Coach Joe McKeown won 2020 Big Ten Coach of the Year, as selected by coaches and media, becoming the first Wildcat to win the honor since Don Perelli did so in 1990. He finished as one of three finalists for the Naismith Trophy Women's College Coach of the Year, along with Adia Barnes (Arizona) and Kelly Graves (Oregon).

HEAT CHECK: Pulliam finished last season ranked third in the Big Ten with 18.8 points per game. She tallied nine 25-point games, which led the Big Ten and 14 games with 20+ points. Six of her nine 25-point games last season came on field goal percentages of 50% or better.

ALL-TIME SCORER: Pulliam became the third-fastest player to 1500 points on a per game basis earlier this season against Michigan State. With 1,637 points, she is just 3 away from Kristina Divjak and top-ten career points list at NU. She finished with 563 points after the end of the regular season, the 10th most points in a single season in NU history. Her 595 points as a sophomore was the sixth best single-season output.

THE BACKCOURT BURGLAR: Veronica Burton won Big Ten Defensive Player of the Year, marking the third time in five years that a Wildcat has won the award after Ashley Deary did so in 2016 and 2017. Burton ranked ninth in the country and first in the Big Ten last season with 3.3 steals per game. Burton finished with 100 steals on the season, the third best single-season total in program history, behind Deary's two best seasons. With 181 career steals, Burton is two steals away from entering the top-ten list for career steals at NU before playing a game as a junior.

THE POINT GODDESS: Burton ranked fourth in the Big Ten last season in assists per game with 5.1 and second in assist-to-turnover ratio with a mark of 2.37.

WOOD CARVING: Sophomore guard Sydney Wood owned the third-best assist-to-turnover ratio in the Big Ten last season with a mark of 2.26. Wood protected the rock exceedingly well against Big Ten defenses, recording 60 assists to just 24 turnovers in conference-only play. Her assist-to-turnover ratio of 2.5 in Big Ten play led the field. Wood also ranks fifth in the conference in Big Ten play in steals per game with 2.0.

MR. 700: Head Coach Joe McKeown earned his 700th career win against East Carolina on Dec. 20, 2019. He became just the 13th active head coach in NCAA Division I to pass this milestone and the fourth coach in the Big Ten. He also earned his 200th career win at Northwestern against Michigan on Jan. 30, becoming just the second coach in program history to do so after Don Perelli.

WHATEVER IT TOOK: Northwestern won five postseason games in 2018-19 to advance to the finals of the WNIT, before falling to the Arizona Wildcats ... This tied the 'Cats' best finish in the tournament in program history with their run to the NWIT final in 1996, when they also faced Arizona.

WILDCAT RECORD BOOK WATCH

Single Season Three-Point Percentage (Min. 50)

1. Abi Scheid (2019-20)	47.7
T2. Kellie Cook (1992-93)	44.8
T2. Brittany Orban (2010-11)	44.8
4. Kristina Divjak (1996-97)	44.2
5. Kellie Cook (1991-92)	44.1
6. Kristina Divjak (1995-96)	42.4
7. Moira Kennelly (1991-92)	42.3
8. Nancy Kennelly (1990-91)	41.7
9. Maureen Holohan (1993-94)	41.3
T10. Michele Ratay (1995-96)	41.1
T10. Maggie Lyon (2014-15)	41.1

Career Three-Point Percentage

1. Kellie Cook (1992-93)	44.4
2. Brittany Orban (2008-12)	41.1
T3. Abi Scheid (2015-20)	40.4
T3. Kristina Divjak (1995-2000)	40.4
5. Nancy Kennelly (1989-93)	39.4
6. Michele Ratay (1992-97)	38.8
7. Moira Kennelly (1991-94)	38.1
8. Veronica Burton	36.0
9. Maggie Lyon (2012-2016)	35.5
10. Beth Marshall (2006-11)	35.0
11. Kendall Hackney (2009-13)	34.7

Career Assists

1. Nancy Kennelly (1989-93)	892
2. Ashley Deary (2013-17)	788
3. Moira Kennelly (1991-94)	546
4. Amber DeWall (1994-98)	541
5. Megan Chawansky (1995-99)	534
6. Laura Wiesen (1983-86)	474
7. Karly Roser (2011-2015)	452
8. Connie Erickson (1981-84)	448
9. Joanne Palombo (1984-87)	378
10. Kelly Cole (1987-91)	376
Jordan Hamilton (2017-Present)	298
Veronica Burton (2018-Present)	287

Single Season Points

1. Anucha Browne (1984-85)	855
2. Nia Coffey (2015-16)	711
3. Amy Jaeschke (2010-11)	705
4. Julie Calahan (1980-81)	701
5. Kristina Divjak (1997-98)	684
6. Lindsey Pulliam (2018-19)	595
7. Nia Coffey (2016-17)	581
8. Michele Ratay (1995-96)	579
9. Michele Savage (1990-91)	569
10. Lindsey Pulliam (2019-20)	563
11. Amy Prichard (1980-81)	562
12. Amy Jaeschke (2009-10)	559
13. Anucha Browne (1983-84)	554

Career Free-Throws Made

1. Nia Coffey (2013-17)	496
2. Anucha Browne (1982-85)	469
3. Megan Chawansky (1995-99)	449
4. Michele Ratay (1992-97)	442
T5. Katrina Hannaford (1993-97)	387
T5. Lindsey Pulliam (2017-Present)	387
6. Nancy Kennelly (1989-93)	385
T7. Michele Savage (1989-92)	382
9. Amy Jaeschke (2007-11)	359
10. Julie Calahan (1978-81)	337

Single-Season Scoring Average

1. Anucha Browne (1984-85)	30.5
2. Kristina Divjak (1997-98)	22.1
3. Amy Jaeschke (2010-11)	21.4
T4. Anucha Browne (1983-84)	21.3
T4. Veronica Burton (2020-21)	21.3
6. Michele Savage (1990-91)	21.1
7. Julie Calahan (1980-81)	20.6
8. Anucha Browne (1982-83)	20.4
9. Nia Coffey (2015-16)	20.3
10. Nia Coffey (2016-17)	20.0
11. Michele Savage (1991-92)	19.9
12. Michele Ratay (1996-97)	19.0
Lindsey Pulliam (2019-20)	18.8

Single Season Steals

1. Ashley Deary (2015-16)	141
2. Ashley Deary (2016-17)	118
3. Veronica Burton (2019-20)	100
4. Ashley Deary (2014-15)	99
5. Julie Egan (1980-81)	92
6. Moira Kennelly (1993-94)	83
7. Veronica Burton (2018-19)	81
8. Connie Erickson (1981-82)	75
9. Amy Prichard (1981-82)	74
10. Anne Marie McNamee (1986-87)	72
11. Ashley Deary (2013-14)	71

Career Points

1. Anucha Browne (1982-85)	2,307
2. Nia Coffey (2013-17)	2,287
3. Amy Jaeschke (2007-11)	1,976
4. Michele Ratay (1992-97)	1,798
5. Megan Chawansky (1995-99)	1,776
6. Maureen Holohan (1991-95)	1,699
T7. Maggie Lyon (2012-16)	1,693
T7. Lindsey Pulliam (2017-Current)	1,693
9. Michele Savage (1989-92)	1,688
10. Julie Calahan (1978-81)	1,648
11. Kristina Divjak (1995-2000)	1,640

Career Steals

1. Ashley Deary (2013-17)	429
2. Moira Kennelly (1991-94)	236
3. Amy Prichard (1980-83)	227
4. Nancy Kennelly (1989-93)	223
5. Maureen Holohan (1991-95)	204
6. Laura Wiesen (1983-86)	202
7. Michele Savage (1989-92)	200
8. Veronica Burton (2018-Present)	199
9. Anucha Browne (1983-86)	196
10. Megan Chawansky (1995-99)	191
11. Connie Erickson (1981-84)	183

BIG TEN RECORD BOOK WATCH

Single Season Three-Point Percentage

1. 54.5, Shatori Walker-Kimbrough, Maryland, 2015-16
2. 49.5, Kristi Smith, Iowa 2006-07
3. 48.8, Nicole Bauman, Wisconsin, 2014-15
4. 48.1, Brittany Johnson, Ohio State, 2009-10
5. 47.7, Abi Scheid, NU, 2019-20
6. 47.2, Jodi Howell, Purdue, 2008-09
7. 46.6, Madison Ristovski, Michigan, 2013-14
8. 46.4, Lindsay Bowen, Michigan State, 2002-03
T9. 46.2, Marscilla Packer, Ohio State, 2005-06
T9. 46.2, Maggie Lucas, Penn State, 2012-13
11. 45.6, Wendy Ausdemore, Iowa, 2007-08
12. 45.6, Taylor Kissinger, Nebraska, 2018-19

Single Season Steals

1. 141, Ashley Deary, Northwestern, 2015-16
2. 124, Keisha Anderson, Wisconsin, 1995-96
3. 122, Laurie Aaron, Iowa, 1992-93
4. 120, Debbie Hunter, Minnesota, 1982-83
T4. 120, Kelly Komara, Purdue, 2001-02
6. 118, Ashley Deary, Northwestern, 2016-17
7. 117, Kristin Haynie, Michigan State, 2004-05
8. 115, Yvette Angel, Ohio State, 1984-85
9. 113, Lacey Simpson, Illinois, 2009-10
10. 110, Stacey Thomas, Michigan, 1998-99
100, Veronica Burton, Northwestern, 2019-20

Career Steals

1. 429, Ashley Deary, Northwestern, 2014-17
2. 413, Debbie Hunter, Minnesota, 1980-83
3. 372, Stacey Thomas, Michigan 1997-00
4. 368, Lacey Simpson, Illinois, 2006-10
5. 358, Kim Wilburn, Ohio State 2003-06
6. 353, Tamara Moore, Wisconsin, 1999-02
7. 351, FahKara Malone, Purdue, 2007-10
8. 346, Kristin Haynie, Michigan State, 2002-05
9. 327, Keisha Anderson, Wisconsin, 1994-97
T9. 327, Katie Douglas, Purdue, 1998-01
199, Veronica Burton, NU, 2018-Present

RADIO/TV ROSTER

**JESS SANCATALDO**
#0 | JR | G**KAYLAH RAINEY**
#1 | SO | G**LAURYN SATTERWHITE**
#2 | R-JR | G**SYDNEY WOOD**
#3 | JR | G**LINDSEY PULLIAM**
#10 | SR | G**BROOKE PIKIELL**
#11 | SR | G**VERONICA BURTON**
#12 | JR | G**COURTNEY SHAW**
#15 | JR | F**PAIGE MOTT**
#20 | FY | F**JASMINE MCWILLIAMS**
#23 | FY | G**JORDAN HAMILTON**
#24 | SR | G**LAYA HARTMAN**
#33 | SO | G**ANNA MORRIS**
#42 | FY | F

NUMERICAL ROSTER

#	NAME	POS	HT	YR	HOMETOWN
0	Jess Sancataldo	G	6-0	Jr.-	Sydney, Australia
1	Kaylah Rainey	G	5-6	Fy.	Belleville, Ill.
2	Lauryn Satterwhite	G	5-7	R-Jr.	Avondale, Ariz.
3	Sydney Wood	G	5-11	Jr.	Olney, Md.
10	Lindsey Pulliam	G	5-10	Sr.	Silver Spring, Md.
11	Brooke Pikiell	G	5-10	Sr.	Far Hills, N.J.
12	Veronica Burton	G	5-9	Jr.	Newton, Mass.
15	Courtney Shaw	F	6-0	Jr.	Perry Hall, Md.
20	Paige Mott	F	6-1	Fy.	Philadelphia, Pa.
23	Jasmine McWilliams	G	5-11	Fy.	Indianapolis, Ind.
24	Jordan Hamilton	G	5-8	Sr.	Frisco, Texas
33	Laya Hartman	G	5-11	So.	Okemos, Mich.
42	Anna Morris	F	6-3	Fy.	Mahwah, N.J.

Pronunciation
Guide

0 – Sancataldo – SAN-kah-tall-doe // 2 – Satterwhite – SAT-er-white
 10 – Pulliam – PULL-ee-um // 11 – Pikiell – PIKE-el //
 20 Mott – rhymes with NOT // 33 – Laya – LAY-uh
 McKeown – mick-Q-in // Popovec – POP-uh-vick

ALPHABETICAL ROSTER

#	NAME	POS	HT	YR	HOMETOWN
12	Veronica Burton	G	5-9	Jr.	Newton, Mass.
24	Jordan Hamilton	G	5-8	Sr.	Frisco, Texas
33	Laya Hartman	G	5-11	So.	Okemos, Mich.
23	Jasmine McWilliams	G	5-11	Fy.	Indianapolis, Ind.
42	Anna Morris	F	6-3	Fy.	Mahwah, N.J.
20	Paige Mott	F	6-1	Fy.	Philadelphia, Pa.
11	Brooke Pikiell	G	5-10	Sr.	Far Hills, N.J.
10	Lindsey Pulliam	G	5-10	Sr.	Silver Spring, Md.
1	Kaylah Rainey	G	5-6	So.	Belleville, Ill.
0	Jess Sancataldo	G	6-0	Jr.	Sydney, Australia
2	Lauryn Satterwhite	G	5-7	R-Jr.	Avondale, Ariz.
15	Courtney Shaw	F	6-0	Jr.	Perry Hall, Md.
3	Sydney Wood	G	5-11	JR.	Olney, Md.

COACHING STAFF

NAME	POSITION // YEAR AT NU	ALMA MATER // YEAR
Joe McKeown	Head Coach // 13th year	Kent State // 1978
Kate Popovec	Assistant Coach // 4th year	Northwestern // 2013
Preston Reid	Assistant Coach // 3rd year	Ball State // 2011
Tangela Smith	Assistant Coach // 3rd year	Iowa // 1998
Ollie Goss	Director of Operations // 3rd Year	Bowling Green // 2013
Korbyn Ukasick	Ass. Dir. of Operations // 2nd year	Colorado College // 2017

NORTHWESTERN 2020-21 WINS vs. LOSSES

Category	Wins	Losses
Points Per Game	80.5	--
Opp. Points Per Game	53.0	--
Field Goal Pct.	46.4	--
Opp. Field Goal Pct.	37.7	--
3FG Percentage	25.0	--
Opp. 3FG Percentage	34.1	--
Free Throw Pct.	.724	--
Rebounds Per Game	36.3	--
Rebound Margin	+5.3	--
Assists Per Game	19.5	--
Turnovers Per Game	12.0	--
Turnover Margin	+14.3	--
Steals Per Game	14.8	--
Blocks Per Game	4.3	--

2020-21 TEAM REGULAR SEASON HIGHS

Category	'Cats	Opponents
Field Goals	34	21
Field Goal Attempts	65	60
Field Goal Percentage	54.2	42.9
3-pt. Field Goals	5	10
3-pt. Field Goal Attempts	19	32
3-pt. Field Goal Percentage	38.5	52.6
Free Throws	20	9
Free Throw Percentage	80.0	64.3
Rebounds	36	34
Offensive Rebounds	17	15
Defensive Rebounds	27	23
Assists	28	16
Personal Fouls	16	23
Steals	16	10
Turnovers Forced	27	14
Blocks	5	4

2020-21 TEAM REGULAR SEASON LOWS

Category	'Cats	Opponents
Field Goals	26	19
Field Goal Attempts	59	49
Field Goal Percentage	40.0	31.7
3-pt. Field Goals	4	3
3-pt. Field Goal Attempts	13	16
3-pt. Field Goal Percentage	25.0	18.8
Free Throws	12	4
Free Throw Percentage	76.5	50.0
Rebounds	33	28
Offensive Rebounds	9	10
Defensive Rebounds	16	18
Assists	14	14
Personal Fouls	15	17
Steals	10	3
Turnovers Forced	21	9
Blocks	2	2

SITUATIONAL RECORDS (20-21)

Situation	Record
Home	3-0
Away	1-0
Neutral	0-0
Against Big Ten Opponents	2-0
Against Top-25 Teams	0-0
Against Unranked Teams	4-0
Wildcats score 70+ points	4-0
Wildcats score 60-69 points	0-0
Wildcats score 50-59 points	0-0
Wildcats score 50 or fewer points	0-0
Opponents held under 50 points	0-0
Outrebounding opponents	3-0
Recording more assists than the opponent	3-0
Outshooting the opponent	3-0
Shooting .500 or better from the floor	2-0
Opponent shoots .500 or better from the floor	0-0
Made more 3FG than the opponent	1-0
Outscoring opponents in the paint	4-0
Outscoring opponents in 2nd chance points	3-0
Outscoring opponents in fast break points	4-0
Bench outscores opponent's bench	1-0
When Veronica Burton scores 15+ points	4-0
When Lindsey Pulliam scores 20	0-0
When Courtney Shaw grabs 10 rebounds	0-0
On Monday	1-0
On Tuesday	1-0
On Wednesday	0-0
On Thursday	2-0
On Friday	0-0
On Saturday	0-0
On Sunday	0-0
On Weekends	0-0
On BTN	2-0
At night	3-0
In the day	1-0
In purple	1-0
In white	3-0
In Gothics	0-0
Longest winning streak	W4
Longest losing streak	--

2020-21 HIGH POINT TOTALS

Category	'Cats	Opponents
Points, Game	93	57
Points, 1st half	53	29
Points, 2nd half	40	35
Points, 1st quarter	27	16
Points, 2nd quarter	26	16
Points, 3rd quarter	19	18
Points, 4th quarter	25	23
Points, Overtime	--	--

2020-21 LOW POINT TOTALS

Category	'Cats	Opponents
Points, Game	79	50
Points, 1st half	43	20
Points, 2nd half	32	23
Points, 1st quarter	22	13
Points, 2nd quarter	18	6
Points, 3rd quarter	15	7
Points, 4th quarter	11	11
Points, Overtime	--	--

2020-21 PLAYER REGULAR SEASON HIGHS

Category	'Cats	Opponents
Points, Game	27, Veronica Burton (Purdue 12/17/20)	14, Dafne Giancesini (EKU 12/23/20)
Points, 1st half	20, Veronica Burton (Purdue 12/17/20)	12, Jasmine Powell (Minnesota 12/23/20)
Points, 2nd half	9, last by Sydney Wood (Minnesota 12/14/20)	14, Dafne Giancesini (EKU 12/23/20)
Points, Overtime	--	--
Field Goals	9, last by Veronica Burton (Purdue 12/17/20)	6, Kadiatou Sissoko (Minnesota 12/14/20)
3-Point Field Goals	3, Veronica Burton (Purdue 12/17/20)	3, last by Dafne Giancesini (EKU 12/23/20)
Free Throws	6, last by Veronica Burton (Purdue 12/17/20)	4, C. Evans and J. Johnson (EKU 12/23/20)
Total Rebounds	9, Courtney Shaw (Purdue 12/17/20)	9, last by Fatou Diagne (Purdue 12/17/20)
Defensive Rebounds	5, last by Sydney Wood (Minnesota 12/14/20)	7, Fatou Diagne (Purdue 12/17/20)
Offensive Rebounds	5, last by Paige Mott (EKU 12/23/20)	5, Jasmine Powell (Minnesota 12/14/20)
Assists	10, Veronica Burton (Minnesota 12/14/20)	7, Jasmine Powell (Minnesota 12/14/20)
Steals	5, last by Veronica Burton (Purdue 12/14/20)	3, last by Madison Layden (Purdue 12/17/20)
Turnovers	4, Sydney Wood (Minnesota 12/14/20)	8, Jasmine Powell (Minnesota 12/14/20)
Blocks	3, Courtney Shaw (EIU 12/10/20)	2, last by Emma Hacker (EKU 12/23/20)

BOX SCORE BREAKDOWN (2020-21)

Player	TEAM LEADER					DOUBLE-DOUBLES					TRIPLE-DOUBLES		
	PTS	REB	AST	MIN	10+ PTS	20+ PTS	30+ PTS	10+ REB	10+ AST	PT/REB	PT/AST	REB/AST	DOUBLES
Burton	4	-	4 (2)	-	4	3	-	-	1	-	1	-	-
Hamilton	-	-	1 (1)	1 (1)	2	-	-	-	-	-	-	-	-
Hartman	-	-	-	-	-	-	-	-	-	-	-	-	-
McWilliams	-	-	-	-	-	-	-	-	-	-	-	-	-
Morris	-	-	1 (1)	-	-	-	-	-	-	-	-	-	-
Mott	-	1	-	-	-	-	-	-	-	-	-	-	-
Pikiell	-	-	-	-	-	-	-	-	-	-	-	-	-
Pulliam	-	-	1 (1)	2	4	-	-	-	-	-	-	-	-
Rainey	-	-	-	-	-	-	-	-	-	-	-	-	-
Sancataldo	-	-	-	-	-	-	-	-	-	-	-	-	-
Satterwhite	-	-	1 (1)	-	-	-	-	-	-	-	-	-	-
Shaw	-	2 (1)	1 (1)	-	2	-	-	-	-	-	-	-	-
Wood	-	2 (1)	-	2 (1)	4	-	-	-	-	-	-	-	-

* (--) indicates number of games tied with the high total

NORTHWESTERN 2019-20 WINS vs. LOSSES

Category	Wins	Losses
Points Per Game	72.6	59.8
Opp. Points Per Game	54.9	71.0
Field Goal Pct.	44.2	42.0
Opp. Field Goal Pct.	37.0	48.0
3FG Percentage	37.2	28.1
Opp. 3FG Percentage	28.1	47.6
Free Throw Pct.	69.9	56.9
Rebounds Per Game	37.3	27.8
Rebound Margin	+2.1	-9.8
Assists Per Game	18.7	14.8
Turnovers Per Game	11.7	13.8
Turnover Margin	+6.2	+2.5
Steals Per Game	10.3	9.3
Blocks Per Game	4.0	2.8

2019-20 TEAM REGULAR SEASON HIGHS

Category	'Cats	Opponents
Field Goals	35	30
Field Goal Attempts	74	66
Field Goal Percentage	58.8	53.7
3-pt. Field Goals	11	9
3-pt. Field Goal Attempts	25	28
3-pt. Field Goal Percentage	60.0	64.3
Free Throws	31	21
Free Throw Percentage	89.5	94.4
Rebounds	48	53
Offensive Rebounds	19	21
Defensive Rebounds	33	33
Assists	25	26
Personal Fouls	19	21
Steals	19	11
Turnovers Forced	24	20
Blocks	8	8

2019-20 TEAM REGULAR SEASON LOWS

Category	'Cats	Opponents
Field Goals	19	14
Field Goal Attempts	48	46
Field Goal Percentage	28.8	26.4
3-pt. Field Goals	2	2
3-pt. Field Goal Attempts	12	8
3-pt. Field Goal Percentage	14.3	9.1
Free Throws	5	1
Free Throw Percentage	38.9	25.0
Rebounds	25	26
Offensive Rebounds	5	4
Defensive Rebounds	16	15
Assists	10	8
Personal Fouls	10	12
Steals	5	2
Turnovers Forced	11	4
Blocks	0	0

SITUATIONAL RECORDS (19-20)

Situation	Record
Home	14-2
Away	10-1
Neutral	2-1
Against Big Ten Opponents	16-3
Against Top-25 Teams	2-2
Against Unranked Teams	24-1
Wildcats score 70+ points	15-0
Wildcats score 60-69 points	10-2
Wildcats score 50-59 points	1-2
Wildcats score 50 or fewer points	0-0
Opponents held under 50 points	8-0
Outrebounding opponents	16-1
Recording more assists than the opponent	19-0
Outshooting the opponent	20-1
Shooting .500 or better from the floor	6-1
Opponent shoots .500 or better from the floor	2-1
Made more 3FG than the opponent	13-1
Outscoring opponents in the paint	20-2
Outscoring opponents in 2nd chance points	13-1
Outscoring opponents in fast break points	15-2
Bench outscores opponent's bench	7-2
When Abi Scheid scores 15+ points	7-0
When Lindsey Pulliam scores 20	12-2
When Abbie Wolf grabs 10 rebounds	3-0
On Monday	2-0
On Tuesday	2-0
On Wednesday	3-0
On Thursday	7-0
On Friday	1-1
On Saturday	5-0
On Sunday	6-3
On Weekends	10-3
On BTN	4-2
At night	13-1
In the day	12-3
In purple	8-1
In white	13-3
In Gothics	4-0
Longest winning streak	W9
Longest losing streak	L1

2019-20 HIGH POINT TOTALS

Category	'Cats	Opponents
Points, Game	85	77
Points, 1st half	47	39
Points, 2nd half	47	44
Points, 1st quarter	27	24
Points, 2nd quarter	23	20
Points, 3rd quarter	29	23
Points, 4th quarter	26	28
Points, Overtime	13	7

2019-20 LOW POINT TOTALS

Category	'Cats	Opponents
Points, Game	51	37
Points, 1st half	21	14
Points, 2nd half	26	17
Points, 1st quarter	11	5
Points, 2nd quarter	6	3
Points, 3rd quarter	10	4
Points, 4th quarter	4	6
Points, Overtime	9	5

2019-20 PLAYER REGULAR SEASON HIGHS

Category	'Cats	Opponents
Points, Game	32, Lindsey Pulliam (Michigan 1/30/20)	27, Naz Hillmon (Michigan 1/30/20)
Points, 1st half	18, Lindsey Pulliam (Michigan State 2/10/20)	13, last by Taniyah Thompson (East Carolina 12/20/19)
Points, 2nd half	22, Lindsey Pulliam (Michigan 1/30/20)	16, Naz Hillmon (Michigan 1/30/20)
Points, Overtime	9, Lindsey Pulliam (Marquette 11/14)	5, Mackenzie Holmes (Indiana 1/16/20)
Field Goals	13, Lindsey Pulliam (Wisconsin 2/22/20)	11, Chante Stonewall (DePaul 12/1/19)
3-Point Field Goals	6, Abi Scheid (Penn State 1/19/20)	6, Isabelle Spingola (Marquette 11/14/19)
Free Throws	14, Veronica Burton (Maryland 12/31/19)	11, last by Arella Guirantes (Rutgers 2/19/20)
Total Rebounds	11, last by Veronica Burton (Michigan State 2/10/20)	17, A'riana Gray (Xavier 12/21/19)
Defensive Rebounds	9, last by Abi Scheid (Wisconsin 2/22/20)	12, A'riana Gray (Xavier 12/21/19)
Offensive Rebounds	7, Abbie Wolf (Purdue 1/12/20)	8, Stephanie Jones (Maryland 1/27/20)
Assists	9, last by Veronica Burton (Rutgers 2/19/20)	11, Kelly Campbell (DePaul 12/1/19)
Steals	6, last by Veronica Burton (Michigan State 1/23/20)	5, Kendra van Leeuwen (Wisconsin 2/22/20)
Turnovers	6, Lindsey Pulliam (Minnesota 1/9/20)	6, last by Akiere Johnson (Michigan 1/30/20)
Blocks	5, Abbie Wolf (Purdue 1/12/20)	7, Kate Cain (Nebraska 2/16/20)

BOX SCORE BREAKDOWN (2019-20)

Player	TEAM LEADER					DOUBLE-DOUBLES					TRIPLE-DOUBLES		
	PTS	REB	AST	MIN	10+ PTS	20+ PTS	30+ PTS	10+ REB	10+ AST	PT/REB	PT/AST	REB/AST	DOUBLES
Burton	4* (2)	3* (1)	21* (5)	2* (2)	17	5	-	1	-	1	-	-	-
Galernik	-	-	-	-	3	-	-	-	-	-	-	-	-
Hamilton	-	-	2* (2)	-	4	-	-	-	-	-	-	-	-
Hartman	-	-	-	-	-	-	-	-	-	-	-	-	-
Hopkins	-	-	-	-	-	-	-	-	-	-	-	-	-
Jamison	-	-	-	-	-	-	-	-	-	-	-	-	-
Pikiell	-	-	-	-	-	-	-	-	-	-	-	-	-
Pulliam	19* (2)	5* (2)	4* (3)	12* (4)	26	14	2	1	-	-	-	-	-
Rainey	-	-	-	-	-	-	-	-	-	-	-	-	-
Sancataldo	-	-	-	-	-	-	-	-	-	-	-	-	-
Satterwhite	-	-	-	-	-	-	-	-	-	-	-	-	-
Scheid	6* (1)	4* (1)	3* (2)	15* (2)	17	3	-	-	-	-	-	-	-
Shaw	-	1	-	-	2	-	-	-	-	-	-	-	-
Wolf	3	15 (2)	-	-	20	2	-	3	-	3	-	-	-
Wood	1* (1)	4	8* (3)	5	3	-	-	1	-	-	-	-	-

* (--) indicates number of games tied with the high total

LARGEST MARGIN OF VICTORY

36, 12/10 vs. Eastern Illinois

LARGEST COMEBACK TO WIN

1, 12/17 vs. Purdue

LARGEST LEAD

39, 12/10 vs. Eastern Illinois

STARTING FIVE

Wood, Pulliam, Burton, Shaw, Hamilton
Wood, Pulliam, Burton, Mott, Hamilton

NUMBER OF GAMES

3
1

RECORD

3-0
1-0

THE LAST TIME...

AN INDIVIDUAL...

Had 30-plus points:
NU: 31, Lindsey Pulliam (2/10/20, MSU)
Opp: 36, Megan Gustafson (3/3/19, Iowa)Had 20-plus points:
NU: 27, Veronica Burton (12/17/20, Purdue)
Opp: 20, Naz Hillmon (3/6/20, Michigan)Had 10-plus points:
NU: 17, Veronica Burton (12/23/20, EKU)
Opp: 14, Dafne Giansini (12/23/20, EKU)Had 20-plus rebounds:
NU: 20, P. Kunaiyi-Akpanah (2/25/18, Rutgers)Had 10-plus rebounds:
NU: 10, Lindsey Pulliam (2/16/20, Nebraska)
Opp: 11, Imani Lewis (2/22/20, Wisconsin)Had 10-plus assists:
NU: 10, Veronica Burton (12/14/20, Minnesota)
Opp: 11, Kelly Campbell (12/1/19, DePaul)Had 10-plus blocks:
NU: 10, Amy Jaeschke (11/21/10, Chicago St.)

Had 10-plus steals:

NU: 10, Ashley Deary (11/26/15, E. Wash.)

Made 10+ FGs:

NU: 13, Lindsey Pulliam (2/22/20, Wisconsin)
Opp: 11, Chante Stonewall (12/1/19, DePaul)

Made 5+ 3-point FGs:

NU: 5, Abi Scheid (2/25/20, Ohio State)
Opp: 6, Isabelle Spingola (11/14/19, Marquette)

Shot 50% or better on FG (min. 12 att.)

NU: (52.9, 9-17) Veronica Burton (12/17/20, Purdue)
Opp: (66.7, 8-12) Naz Hillmon (3/6/20, Michigan)

Shot 100% FT (min. 8):

NU: Veronica Burton (9-9) (2/16/20, Nebraska)
Opp: Arella Guirantes (11-11) (2/19/20, Rutgers)

Shot 100% FT (min. 12):

NU: Nia Coffey (12-12) (2/13/17 at Minnesota)

TEAM...

Scored 100 points:
NU: 106, Minnesota (2/7/16)
Opp: 112, Minnesota (2/7/16)Scored 90 points:
NU: 93 vs EIU (12/10/20)
Opp: 92, DePaul (12/13/17)Scored 80 points:
NU: 80 vs Minnesota (12/14/20)
Opp: 88, Ohio State, (2/21/18)50 rebounds:
NU: 51, Nebraska (1/24/19)
Opp: 53, Boston College (12/4/19)25 assists:
NU: 28, Minnesota (12/14/20)
Opp: 26, DePaul (12/1/19)15 steals:
NU: 18 vs EIU (12/23/20)
Opp: 16, Maryland (1/25/18)

10 blocks:

NU: 11, Wichita St. (12/19/18)
Opp: 10, Ohio State (3/3/17)Made 30+ FGs:
NU: 32 vs Minnesota (12/14/20)
Opp: 30, DePaul (12/1/19)

Attempted 75 FGs:

NU: 75, Ohio State (3/3/17)
Opp: 76, Ohio State (3/3/17)Made 10+ 3-point FGs:
NU: 10, Rutgers (2/19/20)
Opp: 10, EIU (12/10/20)Attempted 25 3-point FGs:
NU: 25, UT Arlington (12/16/19)
Opp: 32, Minnesota (12/14/20)Made 25+ FTs:
NU: 31, Maryland (12/31/19)
Opp: 25, Arizona State (12/21/14)Attempted 35 FTs:
NU: 38, Maryland (12/31/19)

NOTABLE BIG TEN/NCAA RANKINGS

POINTS PER GAME			FIELD GOAL PERCENTAGE			ASSIST-TURNOVER RATIO		
B1G (NCAA)	Player	PPG	B1G (NCAA)	Player	PCT.	B1G (NCAA)	Team	RATIO
5 (23)	Veronica Burton	21.2	6 (42)	Sydney Wood	58.5	3 (5)	Northwestern	1.62
			9 (68)	Veronica Burton	56.0			
STEALS PER GAME			THREE POINT PERCENTAGE			FOULS PER GAME COMMITTED		
B1G (NCAA)	Player	SPG	B1G (NCAA)	Player	PCT.	B1G (NCAA)	Team	PCT
1 (3)	Veronica Burton	4.5	2 (26)	Veronica Burton	50.0	2 (26)	Northwestern	14.2
2 (25)	Sydney Wood	3.3						
ASSISTS PER GAME			TURNOVERS FORCED PER GAME			STEALS PER GAME		
B1G (NCAA)	Player	APG	B1G (NCAA)	Team	TPG	B1G (NCAA)	Team	SPG
6 (26)	Veronica Burton	5.5	1 (2)	Northwestern	26.25	2 (3)	Northwestern	14.8
FREE THROW PERCENTAGE			FEWEST TURNOVERS PER GAME			SCORING DEFENSE		
B1G (NCAA)	Player	PCT	B1G (NCAA)	Team	TPG	B1G (NCAA)	Team	PPG allowed
3 (47)	Veronica Burton	90.9	3 (13)	Northwestern	12.0	3 (16)	Northwestern	53.0
ASSIST TURNOVER RATIO			TURNOVER MARGIN			ASSISTS PER GAME		
B1G (NCAA)	Player	RATIO	B1G (NCAA)	Team	Margin	B1G (NCAA)	Team	APG
3 (18)	Veronica Burton	3.67	1 (1)	Northwestern	+14.2	4 (12)	Northwestern	19.5

As of 12/28/20



JOE McKEOWN HEAD COACH

@JoeMcKeown700

Kent State '78

13TH SEASON AT NORTHWESTERN
35TH SEASON OVERALL

WILD FACTS

- » Named sixth head coach in Northwestern women's basketball history in 2008 after 19 successful seasons at George Washington.
- » 2019-20 Big Ten Coach of the Year
- » Delivered the first Big Ten Championship in 30 years in 2020 at NU while setting the program record with 26 wins
- » Second coach to reach 200 career wins at NU.
- » 717 wins in 34 seasons ranks 13th among active D-1 coaches.
- » 18 NCAA tournament appearances (2 NMSU, 15 GW, 1 NU).
- » Proud native of Philadelphia, Pa. He is married to his wife, Laura, and they have three children, Meghan, Joey, and Ally.

COACHING CAREER

- » Amassed more wins in his first six seasons at Northwestern (94) than the team had in the previous 11 before his arrival (77 from 1997-2008).
- » Coached the first First-Team All-Big Ten selection by a first-year student-athlete in program history (Nia Coffey - 2014).
- » Developed the 2013 Big Ten Freshman of the Year (Maggie Lyon).
- » Led Ashley Deary to back-to-back Big Ten Defensive Player of the Year awards (2016, 2017).
- » Oversaw the first Wildcats' student-athlete to be taken in the WNBA draft (Amy Jaeschke, 2011).
- » 41 combined victories in 2014-15 and 2015-16 are the best back-to-back seasons in program history.
- » Taken Northwestern to six postseason tournaments, including the 2015 NCAA Tournament, the team's first appearance in the tournament since 1997.
- » Reached the Big Ten Tournament semifinals in consecutive years (2015, 2016).
- » Coached 12 student-athletes to multiple All-Big Ten honors.
- » First year (7-23; 2008-09) to second year (18-15; 2009-10) improvement was tied for the 10th best turnaround in the country.
- » Won gold as the head coach of the United States in the World University Games held in Seoul, South Korea in 2015.
- » Compiled a 441-154 record in 19 seasons at GW.
- » Made 15 NCAA tournament appearances at George

Washington, advancing out of the first round 13 times, making four Sweet Sixteen appearances (1995, 1997, 2007, 2008) and reaching the Elite Eight once (1997).

- » Five-time Atlantic 10 Coach of the Year (1991, 1997, 2000, 2002, 2007).
- » Two-time National Coach of the Year nominee (1995, 1997).
- » Compiled a 68-20 record in three seasons at New Mexico State.
- » Served as an assistant at Kent State from 1979-80 and Oklahoma from 1983-86.

PLAYING CAREER

- » Began his career at Mercer College in Trenton, N.J. in 1975-76, earning Junior College National Small Player of the Year honors while leading his team to a 33-1 record and a spot in the NJCAA championship game.
- » Transferred to Kent State prior to the 1976-77 season.
- » Became team co-captain as a senior and earned Honorable Mention All-MAC honors.
- » School-record 15 assists in a game still stands.
- » Inducted into the Father Judge High School Hall of Fame in 1999 in Philadelphia.

COACHING CAREER

YEAR	TEAM	RECORD	CONF.	CONF. FINISH
1986-87	NMSU	23-7	10-2	--
1987-88	NMSU	26-3	10-0	--
1988-89	NMSU	19-10	8-2	--
1989-90	GW	14-14	8-10	6th
1990-91	GW	23-7	15-3	T-2nd
1991-92	GW	25-7	11-5	T-2nd
1992-93	GW	20-11	11-3	2nd
1993-94	GW	23-8	13-3	T-1st
1994-95	GW	26-6	14-2	1st
1995-96	GW	26-7	14-2	1st
1996-97	GW	28-6	16-0	1st
1997-98	GW	20-10	12-4	1st
1998-99	GW	19-9	12-4	3rd
1999-00	GW	26-6	14-2	1st
2000-01	GW	22-10	14-2	2nd
2001-02	GW	21-9	15-1	1st
2002-03	GW	25-7	15-1	1st
2003-04	GW	22-8	14-2	1st
2004-05	GW	23-9	13-3	T-1st
2005-06	GW	23-9	13-3	T-1st
2006-07	GW	28-4	14-0	1st
2007-08	GW	27-7	12-2	T-1st
2008-09	Northwestern	7-23	3-15	10th
2009-10	Northwestern	18-15	7-11	T-8th
2010-11	Northwestern	19-14	6-10	8th
2011-12	Northwestern	14-16	4-12	11th
2012-13	Northwestern	13-17	5-11	10th
2013-14	Northwestern	17-16	5-11	T-8th
2014-15	Northwestern	23-9	12-6	T-4th
2015-16	Northwestern	18-17	4-14	10th
2016-17	Northwestern	20-11	8-8	9th
2017-18	Northwestern	12-20	4-12	12th
2018-19	Northwestern	21-15	9-9	8th
2019-20	Northwestern	26-4	16-2	T-1st
2020-21	Northwestern	4-0	2-0	--
TOTALS		721-351	84-121 (NU)	



JESS SANCATALDO • JR • 6-0 • SYDNEY, AUSTRALIA

NOTES/HIGHLIGHTS

- » Currently not with the team due to travel restrictions.
- » Returned to the court against Iowa (1/5)
- » Recorded a steal and an assist in victory over Michigan State (1/23)
- » Tallied two free throws in victory over Penn State (2/2)

1

SEASON & CAREER HIGHS

SEASON (19)	CATEGORY	CAREER
2	Points	20
3	Rebounds	4
1	Assists	2
1	Steals	1
0	Blocked Shots	1
1	FGM	8
2	FGA	10
0	3PTM	2
1	3PTA	5
2	FTM	3
2	FTA	4
4	Minutes	20



2019-20 Northwestern Women's Basketball
Individual Game-by-Game
All games

Page 1/15
as of Dec 09, 2020

#0 SANCATALDO, Jess

Opponent	Date	GS	MIN	Total	3-Pointers	Free throws	Rebounds	PF	A	T/O	BLK	STL	PTS	AVG
Iowa	01/05/2020		03:09	0-1 .000	0-1 .000	0-0 .000	0 0 0 0.0	1	0	0	0	0	0	0.0
Penn St.	01/19/2020		04:33	0-1 .000	0-0 .000	0-0 .000	0 0 0 0.0	0	0	0	0	1	0	0.0
at Michigan St.	01/23/2020		02:45	0-1 .000	0-1 .000	0-0 .000	0 0 0 0.0	0	1	0	0	1	0	0.0
at Penn St.	02/02/2020		02:09	0-0 .000	0-0 .000	2-2 1.000	0 0 0 0.0	0	0	0	0	0	2	0.5
Michigan St.	02/10/2020		03:25	1-2 .500	0-0 .000	0-0 .000	1 2 3 0.6	0	0	0	0	0	2	0.8
Rutgers	02/19/2020		02:06	0-1 .000	0-1 .000	0-0 .000	0 0 0 0.5	1	0	0	0	0	0	0.7
at Wisconsin	02/22/2020		02:45	0-0 .000	0-0 .000	0-0 .000	0 1 1 0.6	1	0	0	0	0	0	0.6
Illinois	02/29/2020		02:43	1-1 1.000	0-0 .000	0-0 .000	0 0 0 0.5	0	0	0	0	0	2	0.8
Totals			0 23:35	2-7 .286	0-3 .000	2-2 1.000	1 3 4 0.5	3	1	0	0	2	6	0.8

Player Averages

Games Played	Minutes/ game	Points/ game	FG Pct	3FG Pct	FT Pct	Rebounds/ game	Assists/ game	Turnovers/ game	Assist/Turnover ratio	Steals/ game	Blocks/ game
0	2.9	0.8	26.6	0.0	100.0	0.5	0.1	0.0	1.0	0.3	0.0



Season	GP	GS	Minutes	Totals	3-Point	Free-Throws	Rebounds	PF	FO	AST	AST/G	T/O	BLK	STL	PTS	AVG
2018-19	19	0	131	6.9	19 43 .442	7 17 .412	11 15 .733	7 9	16	0.8	10 0 7	0.4	7 3	5	56	2.9
2019-20	8	0	24	3.0	2 7 .286	0 3 .000	2 2 1.000	1 3	4	0.5	3 0 1	0.1	0 0	2	6	0.8
Total	27	0	155	5.7	21 50 .420	7 20 .350	13 17 .765	8 12	20	0.7	13 0 8	0.3	7 3	7	62	2.3



KAYLAH RAINEY • SO • 5-6 • BELLEVILLE, ILL.

NOTES/HIGHLIGHTS

- » **2020-21:**
- » Scored a career-high four points in four minutes against EIU
- » Set career-highs with five points and two steals vs EIU
- » **2019-20:**
- » Made her collegiate debut and played six minutes, collecting an assist and a rebound in a win over Loyola Maryland (11/10)
- » Recorded an assist in victory over

Valparaiso (11/21)

- » Contributed two assists and three points in victory over Colgate (11/27)
- » Added two assists and a steal in victory over Boston College (12/4)
- » Recorded two points, two rebounds, an assist and a steal in victory over Dartmouth (12/7)
- » Grabbed three rebounds in victory over UT Arlington (12/16)
- » Posted two points and an assist in victory over Michigan State (1/23)
- » Contributed two points and a rebound in victory over Wisconsin (2/22).

SEASON & CAREER HIGHS

SEASON	CATEGORY	CAREER
5	Points	5
1	Rebounds	3
1	Assists	2
2	Steals	2
0	Blocked Shots	0
2	FGM	2
3	FGA	4
0	3PTM	1
0	3PTA	2
2	FTM	2
4	FTA	4
8	Minutes	10



2020-21 Northwestern Women's Basketball
Individual Game-by-Game
All games

Page 1/12
as of Dec 28, 2020

#1 RAINEY, Kaylah

21 KANEY, Kaylan																				
Opponent	Date	GS	MIN	Total		3-Pointers		Free throws		Rebounds				PF	A	T/O	BLK	STL	PTS	AVG
				FG-FA	PCT	3FG-3FGA	PCT	FT-FTA	PCT	OFF	DEF	TOT	AVG							
Eastern Ill.	12/10/2020		04:31	1-2	.500	0-0	.000	2-4	.500	0	0	0	0.0	0	1	0	0	4	4.0	
Minnesota	12/14/2020		04:40	0-0	.000	0-0	.000	0-0	.000	0	1	1	0.5	1	1	0	0	0	2.0	
at Purdue	12/17/2020		00:39	0-0	.000	0-0	.000	0-0	.000	0	0	0	0.3	0	0	0	0	0	1.3	
Eastern Ky.	12/22/2020		08:14	2-3	.667	0-0	.000	1-2	.500	1	0	1	0.5	0	1	0	1	2	2.3	
Totals		0	18:04	3-5	.600	0-0	.000	3-6	.500	1	1	2	0.5	1	3	2	0	9	2.3	

Player Averages

Games Played	Minutes/ game	Points/ game	FG Pct	3FG Pct	FT Pct	Rebounds/ game	Assists/ game	Turnovers/ game	Assist/Turnover ratio	Steals/ game	Blocks/ game
4	4.5	2.3	60.0	0.0	50.0	0.5	0.8	0.5	1.5	0.5	0.0



Season	GP	GS	Minutes MIN	AVG	Totals FG	FGA	PCT	3-Point FG	FGA	PCT	Free-Throws FT	FTA	PCT	Rebounds OFF	DEF	TOT	AVG	PF	FO	AST	AST/G	T/O	BLK	STL	PTS	AVG
2019-20	13	0	45	3.5	3	14	.214	1	7	.143	2	2	1.000	2	7	9	0.7	7	0	9	0.7	5	0	3	9	0.7
2020-21	4	0	18	4.5	3	5	.600	0	0	.000	3	6	.500	1	1	2	0.5	1	0	3	0.8	2	0	2	9	2.3
Total	17	0	63	3.7	6	19	.316	1	7	.143	5	8	.625	3	8	11	0.6	8	0	12	0.7	7	0	5	18	1.1



LAURYN SATTERWHITE • R-JR • 5-7 • AVONDALE, ARIZ.

NOTES/HIGHLIGHTS

- » 2020-21:
 - » Expected to be significant contributor in a sixth-woman role for team
 - » Set a career-high with 22 minutes against ECU while scoring five points
- » 2019-20:
 - » Logged five minutes in a win over Loyola Maryland, collecting two points and an assist (11/10)
 - » Collected two assists in four

minutes in an overtime victory over Marquette (11/14)

- » Recorded two rebounds, three assists and six points in victory over Duke (11/17)
- » Dominated on defense with a season high five rebounds, four assists and three steals in victory over Colgate (11/27)
- » Recorded two points and two rebounds in victory over Dartmouth (12/7)
- » Contributed two rebounds and a point in victory over Illinois (12/28)
- » Contributed one rebound in win over Michigan St. (2/10).

SEASON & CAREER HIGHS

SEASON	CATEGORY	CAREER
5	Points	6
3	Rebounds	5
3	Assists	4
1	Steals	3
0	Blocked Shots	1
2	FGM	2
5	FGA	5
1	3PTM	2
4	3PTA	4
1	FTM	1
2	FTA	2
22	Minutes	22



2020-21 Northwestern Women's Basketball
Individual Game-by-Game
All games

Page 2/12
as of Dec 28, 2020

#2 SATTERWHITE, Lauryn

Opponent	Date	GS	MIN	Total FG-FGA	PCT	3FG-3FGA	PCT	Free throws FT-FTA	PCT	Rebounds OFF DEF TOT AVG	PF	A	T/O	BLK	STL	PTS	AVG
Eastern Ill.	12/10/2020		17:41	1-3	.333	0-1	.000	0-0	.000	1 1 2 2.0	2	3	0	0	0	2	2.0
Minnesota	12/14/2020		20:49	1-5	.200	1-4	.250	1-2	.500	0 2 2 2.0	1	2	1	0	1	4	3.0
at Purdue	12/17/2020		11:35	1-3	.333	1-3	.333	0-0	.000	0 0 0 1.3	2	1	1	0	0	3	3.0
Eastern Ky.	12/22/2020		22:14	2-5	.400	0-3	.000	1-2	.500	3 0 3 1.8	0	3	1	0	0	5	3.5
Totals		0	72:19	5-16	.313	2-11	.182	2-4	.500	4 3 7 1.8	5	9	3	0	1	14	3.5

Player Averages

Games Played	Minutes/ game	Points/ game	FG Pct	3FG Pct	FT Pct	Rebounds/ game	Assists/ game	Turnovers/ game	Assist/Turnover ratio	Steals/ game	Blocks/ game
4	18.1	3.5	31.3	18.2	50.0	1.8	2.3	0.8	3.0	0.3	0.0



Season	GP	GS	Minutes MIN	AVG	Totals FG	FGA	PCT	3-Point FG	FGA	PCT	Free-Throws FT	FTA	PCT	Rebounds OFF	DEF	TOT	AVG	PF	FO	AST	AST/G	T/O	BLK	STL	PTS	AVG
2018-19	4	0	35	8.8	2	7	.286	0	1	.000	0	0	.000	1	7	8	2.0	6	0	5	1.3	5	1	1	4	1.0
2019-20	19	0	100	5.3	5	22	.227	2	12	.167	2	6	.333	0	13	13	0.7	11	0	11	0.6	14	0	3	14	0.7
2020-21	4	0	73	18.3	5	16	.313	2	11	.182	2	4	.500	4	3	7	1.8	5	0	9	2.3	3	0	1	14	3.5
Total	27	0	208	7.7	12	45	.267	4	24	.167	4	10	.400	5	23	28	1.0	22	0	25	0.9	22	1	5	32	1.2



SYDNEY WOOD • JR • 5-11 • OLNEY, MD.

3

NOTES/HIGHLIGHTS

- » **2020-21:**
- » Tied a then career-high with 14 points in the opener against EIU, and set career highs with five steals and 10 FGA.
- » Set new career-highs with 19 points on 9-13 shooting on an efficient night against Minnesota while also grabbing eight rebounds.
- » **2019-20:**
- » Earned All-Big Ten honorable mention.
- » Finished third in the Big Ten in assist-to-turnover ratio (2.3) and tied for seventh

in steals (55)

- » Grabbed a career-high 11 boards in a career-high 44 minutes against Marquette (11/14)
- » Grabbed seven rebounds, notched seven assists and scored six points in victory over Illinois (12/28)
- » Added seven points, four steals and three assists in victory over Indiana (1/16)
- » Tallied one field goal, eight rebounds, five assists, four steals, and one block against victory over Michigan St. (2/10)
- » Shot perfectly from the field and the charity stripe, tallying 14 points along with three rebounds and three steals at Michigan (2/13)
- » Shot six for seven field goals, seven rebounds and four assists in victory over Wisconsin (2/22)
- » Posted 12 points, nine rebounds and three assists in victory over Ohio State (2/25)

SEASON & CAREER HIGHS

SEASON	CATEGORY	CAREER
19	Points	19
8	Rebounds	11
3	Assists	7
5	Steals	5
1	Blocked Shots	4
9	FGM	9
13	FGA	13
0	3PTM	1
0	3PTA	1
4	FTM	4
5	FTA	6
33	Minutes	44



2020-21 Northwestern Women's Basketball Individual Game-by-Game All games

Page 3/12
as of Dec 28, 2020

#3 WOOD, Sydney


VS WOOD, Sydney																								
Opponent	Date	GS	MIN	Total		3-Pointers		Free throws		Rebounds			PF	A	T/O	BLK	STL	PTS	AVG					
				FG	FGA	PCT	3FG	3FGA	PCT	FT	FTA	PCT								OFF	DEF	TOT	AVG	
Eastern Ill.	12/10/2020	*	32:58	5	10	.500	0	0	.000	4	5	.800	2	5	7	7.0	2	3	1	5	14	14.0		
Minnesota	12/14/2020	*	33:15	9	13	.692	0	0	.000	1	3	.333	3	5	8	7.5	3	1	4	1	19	16.5		
at Purdue	12/17/2020	*	30:32	5	10	.500	0	0	.000	1	1	1.000	0	0	0	5.0	3	1	3	0	3	11	14.7	
Eastern Ky.	12/22/2020	*	26:51	5	8	.625	0	0	.000	3	4	.750	3	1	4	4.8	2	2	2	1	4	13	14.3	
Totals			4	123:36	24	41	.585	0	0	.000	9	13	.692	8	11	19	4.8	10	7	10	3	13	57	14.3

Player Averages

Games Played	Minutes/game	Points/game	FG Pct	3FG Pct	FT Pct	Rebounds/game	Assists/game	Turnovers/game	Assist/Turnover ratio	Steals/game	Blocks/game
4	30.9	14.3	58.5	0.0	69.2	4.8	1.8	2.5	0.7	3.3	0.8



	Minutes				Totals			3-Point			Free-Throws			Rebounds												
Season	GP	GS	MIN	AVG	FG	FGA	PCT	FG	FGA	PCT	FT	FTA	PCT	OFF	DEF	TOT	AVG	PF	FO	AST	AST/G	T/O	BLK	STL	PTS	AVG
2018-19	34	4	585	17.2	36	96	.375	3	9	.333	26	48	.542	32	40	72	2.1	41	0	40	1.2	28	20	38	101	3.0
2019-20	30	28	880	29.3	62	135	.459	1	6	.167	27	47	.574	48	88	136	4.5	65	0	97	3.2	43	17	55	152	5.1
2020-21	4	4	123	30.8	24	41	.585	0	0	.000	9	13	.692	8	11	19	4.8	10	0	7	1.8	10	3	13	57	14.3
Total	68	36	1588	23.4	122	272	.449	4	15	.267	62	108	.574	88	139	227	3.3	116	0	144	2.1	81	40	106	310	4.6



LINDSEY PULLIAM • SR • 5-10 • SILVER SPRING, MD.

NOTES/HIGHLIGHTS

- » **2020-21:**
- » Big Ten Preseason Player of the Year (Media)
- » Ann Meyers Drysdale Award Watch List
- » Naismith Trophy Watch List
- » Wade Trphy Watch List
- » Wooden Award Watch List
- » No. 17 in ESPN Top 25 Players in the 2020-21 Season
- » Unanimous Preseason All-Big Ten Selection
- » Scored 18 points on 6-11 shooting in

game one.

- » Climbing career top-ten record books in points and free throw made (see page 3).

2019-20:

- » AP All American Honorable Mention
- » Unanimously selected to All-Big Ten first team
- » Third in Big Ten in scoring (18.8 ppg)
- » Led the team with 563 points and 202 field goals
- » Became the fastest player to reach 1000 points in program history
- » Posted a team-high 25 points with career-highs of three triples and four assists to go along with a perfect 6-6 effort from the FT line in 32 minutes vs. Loyola Maryland (11/10)
- » Scored 18 points, including the first eight points of overtime, en-route to a victory over Marquette (11/14)
- » Recorded 27 points along with six rebounds and three assists in victory over Illinois (12/28)
- » Led the team with 24 points, seven rebounds, four assists and three steals in victory over Maryland (12/31)
- » Led the Wildcats to win against Michigan with a season high 32 points, five boards, two assists, two steals, and one block (1/30)
- » Led the team with 27 points, seven rebounds and five assists in victory over Rutgers (2/19)
- » Dropped 28 points along with six rebounds and five assists in victory over Wisconsin (2/22) and won ESPNW National Player of the Week for her efforts.

SEASON & CAREER HIGHS

SEASON	CATEGORY	CAREER
18	Points	33
6	Rebounds	10
3	Assists	5
4	Steals	4
0	Blocked Shots	2
6	FGM	13
17	FGA	25
2	3PTM	4
6	3PTA	7
5	FTM	12
8	FTA	15
39	Minutes	45



2020-21 Northwestern Women's Basketball Individual Game-by-Game All games

Page 4/12
as of Dec 28, 2020

#10 PULLIAM, Lindsey

Opponent	Date	GS	MIN	Total	3-Pointers	Free throws	Rebounds	PF	A	T/O	BLK	STL	PTS	AVG
Eastern Ill.	12/10/2020	*	31:25	6-11 .545	2-5 .400	4-6 .667	1 5 6 6.0	3	2	1	0	2	18	18.0
Minnesota	12/14/2020	*	30:46	6-14 .429	1-4 .250	0-0 .000	1 4 5 5.5	1	2	1	0	1	13	15.5
at Purdue	12/17/2020	*	38:46	3-16 .188	0-6 .000	4-4 1.000	1 1 2 4.3	1	3	3	0	1	10	13.7
Eastern Ky.	12/22/2020	*	30:41	5-17 .294	0-6 .000	5-8 .625	4 1 5 4.5	2	2	2	0	4	15	14.0
Totals		4	131:38	20-58 .345	3-21 .143	13-18 .722	7 11 18 4.5	7	9	7	0	8	56	14.0

Player Averages

Games Played	Minutes/ game	Points/ game	FG Pct	3FG Pct	FT Pct	Rebounds/ game	Assists/ game	Turnovers/ game	Assist/Turnover ratio	Steals/ game	Blocks/ game
4	32.9	14.0	34.5	14.3	72.2	4.5	2.3	1.8	1.3	2.0	0.0



Minutes	Totals					3-Point			Free-Throws			Rebounds			OFF	DEF	TOT	AVG	PF	FO	AST	AST/G	T/O	BLK	STL	PTS	AVG
Season	GP	GS	MIN	AVG		FG	FGA	PCT	FG	FGA	PCT	FT	FTA	PCT													
2017-18	32	32	1126	35.2		179	443	.404	9	39	.231	112	137	.818	30	79	109	3.4	62	0	59	1.8	51	6	22	479	15.0
2018-19	36	36	1247	34.6		218	593	.368	14	77	.182	145	185	.784	24	106	130	3.6	71	0	66	1.8	71	7	34	595	16.5
2019-20	30	30	1017	33.9		202	523	.386	42	120	.350	117	160	.731	28	112	140	4.7	54	2	69	2.3	53	5	36	563	18.8
2020-21	4	4	132	33.0		20	58	.345	3	21	.143	13	18	.722	7	11	18	4.5	7	0	9	2.3	7	0	8	56	14.0
Total	102	102	3522	34.5		619	1617	.383	68	257	.265	387	500	.774	89	308	397	3.9	194	2	203	2.0	182	18	100	1693	16.6



BROOKE PIKIELL • SR • 5-10 • FAR HILLS, N.J.

NOTES/HIGHLIGHTS

- » **2020-21:**
- » Appeared in game one with three minutes played.
- » Attempted her first shot of the season against EKU.
- » **2019-20:**
- » Made her first season appearance in victory over Colgate (11/27)
- » Recorded an assist in a victory over Dartmouth (12/7).

11

SEASON & CAREER HIGHS

SEASON	CATEGORY	CAREER
0	Points	2
0	Rebounds	1
0	Assists	2
0	Steals	1
0	Blocked Shots	0
0	FGM	1
1	FGA	2
0	3PTM	0
1	3PTA	0
0	FTM	0
0	FTA	2
4	Minutes	15



2020-21 Northwestern Women's Basketball
Individual Game-by-Game
All games

Page 5/12
as of Dec 28, 2020

#11 PIKIELL, Brooke

Opponent	Date	GS	MIN	Total FG-FGA	PCT	3-Pointers 3FG-3FGA	PCT	Free throws FT-FTA	PCT	Rebounds OFF DEF TOT AVG	PF	A	T/O	BLK	STL	PTS	AVG
Eastern Ill.	12/10/2020		03:10	0-0	.000	0-0	.000	0-0	.000	0	0	0	0.0	0	0	0	0.0
Minnesota	12/14/2020		01:33	0-0	.000	0-0	.000	0-0	.000	0	0	0	0.0	0	0	0	0.0
Eastern Ky.	12/22/2020		03:43	0-1	.000	0-1	.000	0-0	.000	0	0	0	0.0	0	0	0	0.0
Totals			0 08:26	0-1	.000	0-1	.000	0-0	.000	0	0	0	0.0	0	0	0	0.0

Player Averages

Games Played	Minutes/game	Points/game	FG Pct	3FG Pct	FT Pct	Rebounds/game	Assists/game	Turnovers/game	Assist/Turnover ratio	Steals/game	Blocks/game
3	2.8	0.0	0.0	0.0	0.0	0.0	0.0	0.3	0.0	0.0	0.0



	Minutes			Totals			3-Point			Free-Throws		Rebounds															
Season	GP	GS	MIN	AVG	FG	FGA	PCT	FG	FGA	PCT	FT	FTA	PCT	OFF	DEF	TOT	AVG	PF	FO	AST	AST/G	T/O	BLK	STL	PTS	AVG	
2017-18	11	0	38	3.5	1	3	.333	0	0	.000	0	4	.000	1	3	4	0.4	2	0	4	0.4	2	0	3	2	0.2	
2018-19	5	0	16	3.2	1	1	1.000	0	0	.000	0	0	.000	0	1	1	0.2	0	0	2	0.4	0	0	1	2	0.4	
2020-21	3	0	9	3.0	0	1	.000	0	1	.000	0	0	.000	0	0	0	0.0	0	0	0	0.0	1	0	0	0	0.0	
Total	22	0	69	3.1	2	5	.400	0	1	.000	0	4	.000	1	4	5	0.2	2	0	7	0.3	3	0	4	4	0.2	



VERONICA BURTON • JR • 5-9 • NEWTON, MASS.

12

NOTES/HIGHLIGHTS

- » Named to 2020-21 Preseason All-Big Ten Team
- » Scored 21 points in just 24 minutes of action against EIU while recording six assists and five steals.
- » Recorded her second career double-double and first in points/assists with 20 points, 10 rebounds on 6-8 shooting against Minnesota.
- » Exploded for a career-high 27 points against Purdue, marking her third straight game with 20+ points.
- » Climbing Wildcat record books for career steals (See page 3)
- » **2019-20:**
- » Big Ten Defensive Player of the Year
- » Second Team All-Big Ten
- » First in the Big Ten in steals (100), second in assist-to-turnover ratio (2.4), fourth in assists (152) and free throw percentage (.793)
- » Her 100 steals was the third most in a season in program history.
- » Her 181 steals after just two seasons ranks 11th all-time in program history.
- » Led the team in assists, steals, and free throw percentage
- »

SEASON & CAREER HIGHS

SEASON	CATEGORY	CAREER
27	Points	27
3	Rebounds	11
10	Assists	10
5	Steals	6
2	Blocked Shots	2
9	FGM	9
17	FGA	17
3	3PTM	5
6	3PTA	10
6	FTM	14
7	FTA	15
34	Minutes	43



2020-21 Northwestern Women's Basketball
Individual Game-by-Game
All games

Page 6/12
as of Dec 28, 2020

#12 BURTON, Veronica

Opponent	Date	GS	MIN	Total	3-Pointers	Free throws	Rebounds	PF	A	T/O	BLK	STL	PTS	AVG
				FG-FGA PCT	3FG-3FGA PCT	FT-FTA PCT	OFF DEF TOT AVG							
Eastern Ill.	12/10/2020	*	24:26	8-12 .667	2-3 .667	3-3 1.000	1 2 3 3.0	1	6	1	0	5	21	21.0
Minnesota	12/14/2020	*	30:49	6-8 .750	2-3 .667	6-6 1.000	0 1 1 2.0	3	10	1	0	4	20	20.5
at Purdue	12/17/2020	*	33:47	9-17 .529	3-6 .500	6-6 1.000	0 3 3 2.3	4	3	2	2	5	27	22.7
Eastern Ky.	12/22/2020	*	28:20	5-13 .385	2-6 .333	5-7 .714	2 1 3 2.5	0	3	2	0	4	17	21.3
Totals			4 117:22	28-50 .560	9-18 .500	20-22 .909	3 7 10 2.5	8	22	6	2	18	85	21.3

Player Averages

Games Played	Minutes/game	Points/game	FG Pct	3FG Pct	FT Pct	Rebounds/game	Assists/game	Turnovers/game	Assist/Turnover ratio	Steals/game	Blocks/game
4	29.3	21.3	56.0	50.0	90.9	2.5	5.5	1.5	3.7	4.5	0.5



	Minutes			Totals			3-Point			Free-Throws			Rebounds													
Season	GP	GS	MIN	AVG	FG	FGA	PCT	FG	FGA	PCT	FT	FTA	PCT	OFF	DEF	TOT	AVG	PF	F0	AST	AST/G	T/O	BLK	STL	PTS	AVG
2018-19	31	31	994	32.1	78	207	.377	46	125	.368	65	76	.855	28	93	121	3.9	87	2	113	3.6	47	13	81	267	8.6
2019-20	30	30	960	32.0	111	254	.437	35	107	.327	92	116	.793	32	115	147	4.9	65	1	152	5.1	64	17	100	349	11.6
2020-21	4	4	117	29.3	28	50	.560	9	18	.500	20	22	.909	3	7	10	2.5	8	0	22	5.5	6	2	18	85	21.3
Total	65	65	2071	31.9	217	511	.425	90	250	.360	177	214	.827	63	215	278	4.3	160	3	287	4.4	117	32	199	701	10.8



COURTNEY SHAW • JR • 6-0 • PERRY HALL, MD.

15

NOTES/HIGHLIGHTS

» 2020-21:

- » Poised for breakout year after assuming role as starting center.
- » Set career-highs against EIU in points (13), blocks (3), FGM (6), FGA (8).
- » Set career-highs with nine rebounds, three assists and 29 minutes played against Purdue

» 2019-20:

- » Tied a career-high with four points and collected four rebounds in eight minutes in a win over Marquette

- » Recorded six points, six rebounds and a steal in 11 minutes against Duke (11/17)
- » Contributed seven points, three rebounds and an assist in victory over DePaul (12/1)
- » Recorded career-high 11 points, four rebounds and a block in victory over Dartmouth (12/7)
- » Nabbed a career-high eight rebounds, along with six points and two steals, in win over Minnesota (1/9)
- » Grabbed four rebounds and scored four points in victory over Rutgers (2/19)
- » Added six points, three rebounds and two blocks in victory over Ohio State (2/25)

SEASON & CAREER HIGHS

SEASON	CATEGORY	CAREER
13	Points	13
9	Rebounds	9
3	Assists	3
2	Steals	3
3	Blocked Shots	3
6	FGM	6
8	FGA	8
0	3PTM	0
0	3PTA	0
2	FTM	4
4	FTA	10
29	Minutes	29



2020-21 Northwestern Women's Basketball
Individual Game-by-Game
All games

Page 7/12
as of Dec 28, 2020

#15 SHAW, Courtney

25 Shaw, Courtney																				
Opponent	Date	GS	MIN	Total		3-Pointers		Free throws		Rebounds				PF	A	T/O	BLK	STL	PTS	AVG
				FG-FA	PCT	3FG-3FGA	PCT	FT-FTA	PCT	OFF	DEF	TOT	AVG							
Eastern Ill.	12/10/2020	*	22:46	6-8	.750	0-0	.000	1-2	.500	4	3	7	7.0	1	0	0	3	1	13	13.0
Minnesota	12/14/2020	*	22:13	5-6	.833	0-0	.000	0-0	.000	1	5	6.5	1	1	1	2	2	10	11.5	
at Purdue	12/17/2020		29:12	3-4	.750	0-0	.000	0-3	.000	5	4	9.7	4	3	2	0	2	6	9.7	
Eastern Ky.	12/22/2020	*	23:59	3-7	.429	0-0	.000	2-4	.500	2	2	4.5	2	0	0	1	0	8	9.3	
Totals		3	98:10	17-25	.680	0-0	.000	3-9	.333	12	14	26.5	8	4	3	6	5	37	9.3	

Player Averages

Games Played	Minutes/game	Points/game	FG Pct	3FG Pct	FT Pct	Rebounds/game	Assists/game	Turnovers/game	Assist/Turnover ratio	Steals/game	Blocks/game
4	24.5	9.3	68.0	0.0	33.3	6.5	1.0	0.8	1.3	1.3	1.5



	Minutes				Totals		3-Point			Free-Throws			Rebounds													
Season	GP	GS	MIN	AVG	FG	FGA	PCT	FG	FGA	PCT	FT	FTA	PCT	OFF	DEF	TOT	AVG	PF	F0	AST	AST/G	T/O	BLK	STL	PTS	AVG
2018-19	7	0	19	2.7	5	8	.625	0	0	.000	1	2	.500	4	4	8	1.1	4	0	0	0.0	3	3	0	11	1.6
2019-20	30	0	358	11.9	49	78	.628	0	0	.000	20	55	.364	35	46	81	2.7	59	2	10	0.3	8	8	14	118	3.9
2020-21	4	3	98	24.5	17	25	.680	0	0	.000	3	9	.333	12	14	26	6.5	8	0	4	1.0	3	6	5	37	9.3
Total	41	3	475	11.6	71	111	.640	0	0	.000	24	66	.364	51	64	115	2.8	71	2	14	0.3	14	17	19	166	4.0



PAIGE MOTT • FY • 6-1 • PHILADELPHIA, PA.

20

NOTES/HIGHLIGHTS

- » **2020-21:**
- » Scored her first collegiate points in her debut against EIU, while playing 13 minutes, the second highest total off the bench.
- » Made the first start of her collegiate career against Purdue.
- » Led the team with six rebounds against EIU
- » **McKeown on Mott:** "Really excited for her to be a Wildcat. She addresses some of our needs right away. She's a

ferocious rebounder, a power post player and just a really smart basketball player. She will also be a great fit as a student-athlete at Northwestern. We always love bringing a Philly kid here."

- » **High School:** Recorded 332 points her sophomore year
- » Posted 11 points and 10 rebounds per game
- » 2 FSL championships
- » Club team, Books and Basketball Academy, was Run for the Roses Champions.

SEASON & CAREER HIGHS

SEASON	CATEGORY	CAREER
4	Points	4
6	Rebounds	6
1	Assists	1
1	Steals	1
1	Blocked Shots	1
1	FGM	1
6	FGA	6
0	3PTM	0
1	3PTA	1
2	FTM	2
2	FTA	2
13	Minutes	13



#20 MOTT, Paige

Opponent	Date	GS	MIN	Total		3-Pointers		Free throws		Rebounds				PF	T/O	BLK	STL	PTS	AVG
				FG	PCT	3FG	PCT	FT	PCT	OFF	DEF	TOT	AVG						
Eastern Ill.	12/10/2020		12:43	1-2	.500	0-0	.000	2-2	1.000	0	1	1	1.0	3	0	3	0	1	4.0
Minnesota	12/14/2020		10:55	0-0	.000	0-0	.000	2-2	1.000	2	1	3	2.0	3	0	1	1	0	3.0
at Purdue	12/17/2020	*	10:48	0-4	.000	0-1	.000	0-0	.000	4	1	5	3.0	1	0	0	0	0	2.0
Eastern Ky.	12/22/2020		11:23	1-6	.167	0-0	.000	1-2	.500	5	1	6	3.8	1	1	0	0	3	2.3
Totals		1	45:49	2-12	.167	0-1	.000	5-6	.833	11	4	15	3.8	8	1	4	1	9	2.3

Player Averages

Games Played	Minutes/game	Points/game	FG Pct	3FG Pct	FT Pct	Rebounds/game	Assists/game	Turnovers/game	Assist/Turnover ratio	Steals/game	Blocks/game
4	11.5	2.3	16.7	0.0	83.3	3.8	0.3	1.0	0.3	0.3	0.3



Season	GP	GS	Minutes		Totals			3-Point			Free-Throws			Rebounds			PF	FO	AST	AST/G	T/O	BLK	STL	PTS	AVG	
			MIN	AVG	FG	FGA	PCT	FG	FGA	PCT	FT	FTA	PCT	OFF	DEF	TOT										
2020-21	4	1	45	11.3	2	12	.167	0	1	.000	5	6	.833	11	4	15	3.8	8	0	1	0.3	4	1	1	9	2.3
Total	4	1	45	11.3	2	12	.167	0	1	.000	5	6	.833	11	4	15	3.8	8	0	1	0.3	4	1	1	9	2.3



JASMINE MCWILLIAMS • FY • 5-11 • INDIANPOLIS, IND.

23

NOTES/HIGHLIGHTS

- » **2020-21:**
- » Scored her first collegiate points in her four-minute debut against EIU
- » Scored four points against Minnesota
- » **McKeown on McWilliams:** "One of the most highly recruited players coming out of the state of Indiana this year, just really excited she's a Wildcat. She brings a multiple array of skills. She can play two or three positions, can defend four or five different positions, and athletically, gives us the ability to play in transition

with her. Just really unselfish and when she decided to come here, it sent a message to the top student-athletes in the country that Northwestern is always an option."

- » **High School:** Averaged 14 points and seven rebounds per game her junior season
- » All-County and All-Conference in 2019
- » ICGSA First Team 2019, American Family Insurance ALL USA Indy Area Super Team 2019, Indiana Junior All Star 2019
- » Sectional Champions as a Sophomore and Junior
- » Team Captain and Team MVP in 2019.

SEASON & CAREER HIGHS

SEASON	CATEGORY	CAREER
4	Points	4
2	Rebounds	2
1	Assists	1
0	Steals	0
0	Blocked Shots	0
2	FGM	2
3	FGA	3
0	3PTM	0
1	3PTA	1
0	FTM	0
0	FTA	0
7	Minutes	7



2020-21 Northwestern Women's Basketball
Individual Game-by-Game
All games

Page 9/12
as of Dec 28, 2020


#23 MCWILLIAMS, Jasmine

225 MCWILLIAMS, JASMINE																				
Opponent	Date	GS	MIN	Total		3-Pointers		Free throws		Rebounds				PF	A	T/O	BLK	STL	PTS	AVG
				FG-FGA	PCT	3FG-3FGA	PCT	FT-FTA	PCT	OFF	DEF	TOT	AVG							
Eastern Ill.	12/10/2020		04:31	1-2	.500	0-1	.000	0-0	.000	0	1	1	1.0	1	1	0	0	0	2	2.0
Minnesota	12/14/2020		03:47	2-3	.667	0-0	.000	0-0	.000	0	1	1	1.0	0	1	0	0	0	4	3.0
at Purdue	12/17/2020		00:39	0-1	.000	0-0	.000	0-0	.000	0	0	0	0.7	0	0	1	0	0	0	2.0
Eastern Ky.	12/22/2020		06:56	1-3	.333	0-0	.000	0-0	.000	0	2	2	1.0	1	0	1	0	0	2	2.0
Totals		0	15:53	4-9	.444	0-1	.000	0-0	.000	0	4	4	1.0	2	2	0	0	0	8	2.0

Player Averages

Games Played	Minutes/game	Points/game	FG Pct	3FG Pct	FT Pct	Rebounds/game	Assists/game	Turnovers/game	Assist/Turnover ratio	Steals/game	Blocks/game
4	4.0	2.0	44.4	0.0	0.0	1.0	0.5	0.5	1.0	0.0	0.0

Season	GP	GS	Minutes MIN	AVG	Totals FG	FGA	PCT	3-Point FG	FGA	PCT	Free FT	FTA	PCT	Rebounds OFF	DEF	TOT	AVG	PF	FO	AST	AST/G	T/O	BLK	STL	PTS	AVG
2020-21	4	0	17	4.3	4	9	.444	0	1	.000	0	0	.000	0	4	4	1.0	2	0	2	0.5	2	0	0	8	2.0
Total	4	0	17	4.3	4	9	.444	0	1	.000	0	0	.000	0	4	4	1.0	2	0	2	0.5	2	0	0	8	2.0



JORDAN HAMILTON • SR • 5-8 • FRISCO, TEXAS

24

NOTES/HIGHLIGHTS

- » **2020-21:**
- » Scored 11 points while playing 33 minutes against EIU, eclipsing her 2019-20 season-high (27)
- » **2019-20:**
- » Posted 11 points, three rebounds and two steals and assists in victory over UT Arlington (12/16)
- » Contributed 12 points, five steals, four assists and two rebounds against East Carolina (12/20)
- » Contributed seven points, two steals,

and a season-high three rebounds in win against Purdue (1/12)

» Came up with the game-winning steal on the final possession of the game at Indiana (1/16)

» Added ten points, including two clutch threes down the stretch along with four assists and two defensive rebounds in victory over Nebraska (2/16)

» Grabbed four steals and tossed four assists in victory over Wisconsin (2/22)

SEASON & CAREER HIGHS

SEASON	CATEGORY	CAREER
11	Points	22
5	Rebounds	8
8	Assists	9
4	Steals	5
1	Blocked Shots	4
4	FGM	8
10	FGA	16
1	3PTM	4
4	3PTA	9
4	FTM	7
4	FTA	8
37	Minutes	45



2020-21 Northwestern Women's Basketball
Individual Game-by-Game
All games

Page 10/12
as of Dec 28, 2020

#24 HAMILTON, Jordan


Opponent	Date	GS	MIN	Total	3-Pointers	Free throws	Rebounds	Pf	A	T/O	BLK	STL	PTS	AVG
				FG-FGA PCT	3FG-3FGA PCT	FT-FTA PCT	OFF DEF TOT AVG							
Eastern Ill.	12/10/2020	*	33:13	3-10 .300	1-3 .333	4-4 1.000	1 2 3 3.0	1	2	3	0	2	11	11.0
Minnesota	12/14/2020	*	27:46	2-8 .250	0-4 .000	2-2 1.000	0 2 2 2.5	2	8	3	1	1	6	8.5
at Purdue	12/17/2020	*	37:22	4-8 .500	0-2 .000	2-3 .667	1 2 3 2.7	0	3	2	0	4	10	9.0
Eastern Ky.	12/22/2020	*	20:38	3-6 .500	1-3 .333	0-0 .000	2 3 5 3.3	2	2	0	1	3	7	8.5
Totals			4 118:58	12-32 .375	2-12 .167	8-9 .889	4 9 13 3.3	5	15	8	2	10	34	8.5

Player Averages

Games Played	Minutes/game	Points/game	FG Pct	3FG Pct	FT Pct	Rebounds/game	Assists/game	Turnovers/game	Assist/Turnover ratio	Steals/game	Blocks/game
4	29.7	8.5	37.5	16.7	88.9	3.3	3.8	2.0	1.9	2.5	0.5



Season	GP	Minutes	Totals	3-Point	Free-Throws	Rebounds	PF	FO	AST	AST/G	T/O	BLK	STL	PTS	AVG
		GS MIN AVG	FG FGA PCT	FG FGA PCT	FT FTA PCT	OFF DEF TOT AVG									
2017-18	29	29 987 34.0	75 228 .329	31 85 .365	42 59 .712	11 82 93 3.2	83	3	134	4.6	115	31	40	223	7.7
2018-19	31	30 890 28.7	95 270 .352	33 102 .324	37 49 .755	7 61 68 2.2	67	0	96	3.1	78	9	47	260	8.4
2019-20	25	1 465 18.6	48 143 .336	15 58 .259	14 22 .636	8 38 46 1.8	45	1	53	2.1	41	6	30	125	5.0
2020-21	4	4 118 29.5	12 32 .375	2 12 .167	8 9 .889	4 9 13 3.3	5	0	15	3.8	8	2	10	34	8.5
Total	89	64 2460 27.6	230 673 .342	81 257 .315	101 139 .727	30 190 220 2.5	200	4	298	3.3	242	48	127	642	7.2



LAYA HARTMAN • SO • 5-11 • OKEMOS, MICH.

33

NOTES/HIGHLIGHTS

» 2020-21

» Transitioned into a small-ball forward role ahead of increased bench role this season

» Set career-highs in points (4), FGA (2), FGM (4) and minutes (8) in opener against EIU

» Made first three of the season and grabbed a career-high four rebounds against Purdue.

» 2019-20:

» Scored two points and collected a steal

in four minutes in her collegiate debut vs. Loyola Maryland (11/10)

» Scored three points in victory over Valparaiso (11/21)

» Contributed an assist and rebound in victory over Colgate (11/27)

» Scored three points in victory over Dartmouth (12/7)

» Recorded an assist against Iowa (1/5)

» Added three points and a rebound in victory over Michigan State (1/23)

SEASON & CAREER HIGHS

SEASON	CATEGORY	CAREER
4	Points	4
4	Rebounds	4
1	Assists	1
1	Steals	1
0	Blocked Shots	0
2	FGM	2
4	FGA	4
1	3PTM	1
1	3PTA	2
0	FTM	1
0	FTA	1
8	Minutes	8



2020-21 Northwestern Women's Basketball
Individual Game-by-Game
All games

Page 11/12
as of Dec 28, 2020

#33 HARTMAN, Laya

Opponent	Date	GS	MIN	FG	FGA	PCT	3FG	3FGA	PCT	FT	FTA	PCT	OFF	DEF	TOT	AVG	PF	A	T/O	BLK	STL	PTS	AVG
Eastern Ill.	12/10/2020		08:05	2	4	.500	0	0	.000	0	0	.000	0	1	1	1.0	0	0	0	0	0	4	4.0
Minnesota	12/14/2020		03:57	0	0	.000	0	0	.000	0	0	.000	0	0	0	0.5	0	1	0	0	0	0	2.0
at Purdue	12/17/2020		06:40	1	2	.500	1	1	1.000	0	0	.000	2	2	4	1.7	0	0	0	0	0	3	2.3
Eastern Ky.	12/22/2020		07:01	1	1	1.000	0	0	.000	0	0	.000	0	1	1	1.5	0	0	1	0	1	2	2.3
Totals		0	25:43	4	7	.571	1	1	1.000	0	0	.000	2	4	6	1.5	0	1	1	0	1	9	2.3

Player Averages

Games Played	Minutes/ game	Points/ game	FG Pct	3FG Pct	FT Pct	Rebounds/ game	Assists/ game	Turnovers/ game	Assist/Turnover ratio	Steals/ game	Blocks/ game
4	6.4	2.3	57.1	100.0	0.0	1.5	0.3	0.3	1.0	0.3	0.0



Season	GP	GS	Minutes		Totals			3-Point			Free-Throws			Rebounds												
			MIN	AVG	FG	FGA	PCT	FG	FGA	PCT	FT	FTA	PCT	OFF	DEF	TOT	AVG	PF	FO	AST	AST/G	T/O	BLK	STL	PTS	AVG
2019-20	13	0	43	3.3	4	12	.333	2	7	.286	1	3	.333	1	4	5	0.4	4	0	2	0.2	3	0	1	11	0.8
2020-21	4	0	26	6.5	4	7	.571	1	1	1.000	0	0	.000	2	4	6	1.5	0	0	1	0.3	1	0	1	9	2.3
Total	17	0	69	4.1	8	19	.421	3	8	.375	1	3	.333	3	8	11	0.6	4	0	3	0.2	4	0	2	20	1.2



ANNA MORRIS • FY • 6-3 • MAHWAH, N.J.

NOTES/HIGHLIGHTS

- » **2020-21:**
- » Made her collegiate debut against EIU and collected two rebounds, an assist and a block in four minutes
- » Scored her first career points against Minnesota
- » Collected three rebounds, three assists and two blocks off the bench against ECU
- » **McKeown on Morris:** "One of the top players in the country, really highly recruited. For us to get a player out of the New York-New Jersey area is

really important, and it's the right player. She fits the profile of an exceptional student-athlete – great person, and talent-wise, is a combination of Abi Scheid and Pallas [Kunaiyi-Akpanah]. She rebounds like Pallas and shoots like Scheid. It's going to be a hard matchup for a lot of people because they're her size, but she has the ability to step out and stretch the floor. Incredible family, just so excited she's going to be at Northwestern."

- »
- » **High School:** Averaged 14 points and 9.5 rebounds per game
- » All-State, All-Section, All-Conference, All-County awards four years in a row
- » Naismith High School Player of the Year Watch List 2019
- » McDonald's High School All American Nominee 2019
- » Big North Player of the Year 2018.

42

SEASON & CAREER HIGHS

SEASON	CATEGORY	CAREER
2	Points	2
3	Rebounds	3
3	Assists	3
0	Steals	0
2	Blocked Shots	2
1	FGM	1
3	FGA	3
0	3PTM	0
1	3PTA	1
0	FTM	0
0	FTA	0
10	Minutes	10



2020-21 Northwestern Women's Basketball
Individual Game-by-Game
All games

Page 12/12
as of Dec 28, 2020

#42 MORRIS, Anna

Opponent	Date	GS	MIN	FG-FGA	PCT	3FG-3FGA	PCT	FT-FTA	PCT	Rebounds	PF	A	T/O	BLK	STL	PTS	AVG
Eastern Ill.	12/10/2020		04:31	0-0	.000	0-0	.000	0-0	.000	0	2	2	2.0	2	1	0	0.0
Minnesota	12/14/2020		09:30	1-2	.500	0-1	.000	0-0	.000	0	1	1	1.5	0	1	0	1.0
Eastern Ky.	12/22/2020		10:00	1-3	.333	0-1	.000	0-0	.000	1	2	3	2.0	1	3	1	1.3
Totals		0	24:01	2-5	.400	0-2	.000	0-0	.000	1	5	6	2.0	3	5	1	1.3

Player Averages

Games Played	Minutes/ game	Points/ game	FG Pct	3FG Pct	FT Pct	Rebounds/ game	Assists/ game	Turnovers/ game	Assist/Turnover ratio	Steals/ game	Blocks/ game
3	8.0	1.3	40.0	0.0	0.0	2.0	1.7	0.3	5.0	0.0	1.0



Season	GP	GS	Minutes		Totals			3-Point			Free-Throws			Rebounds			AVG	PF	FO	AST	AST/G	T/O	BLK	STL	PTS	AVG
			MIN	AVG	FG	FGA	PCT	FG	FGA	PCT	FT	FTA	PCT	OFF	DEF	TOT										
2020-21	3	0	24	8.0	2	5	.400	0	2	.000	0	0	.000	1	5	6	2.0	3	0	5	1.7	1	3	0	4	1.3
Total	3	0	24	8.0	2	5	.400	0	2	.000	0	0	.000	1	5	6	2.0	3	0	5	1.7	1	3	0	4	1.3

SEASON STATISTICS (20-21)



2020-21 Northwestern Women's Basketball
Combined Team Statistics
All games

Page 1/1
as of Dec 22, 2020

Game Records

Record	Overall	Home	Away	Neutral
ALL GAMES	4-0	3-0	1-0	0-0
CONFERENCE	2-0	1-0	1-0	0-0
NON-CONFERENCE	2-0	2-0	0-0	0-0

Score by Periods

Team	1st	2nd	3rd	4th	OT	TOT
Northwestern	100	83	68	71	0	322
Opponents	57	42	51	62	0	212

Team Box Score

No.	Player				Total		3-Point		F-Throw		Rebounds											
		GP-GS	MIN	AVG	FG-FGA	FG%	3FG-FGA	3FG%	FT-FTA	FT%	OFF	DEF	TOT	AVG	PF	DQ	A	TO	BLK	STL	PTS	AVG
12	BURTON, Veronica	4-4	117:22	29.3	28-50	.560	9-18	.500	20-22	.909	3	7	10	2.5	8	0	22	6	2	18	85	21.3
3	WOOD, Sydney	4-4	123:36	30.9	24-41	.585	0-0	.000	9-13	.692	8	11	19	4.8	10	0	7	10	3	13	57	14.3
10	PULLIAM, Lindsey	4-4	131:38	32.9	20-58	.345	3-21	.143	13-18	.722	7	11	18	4.5	7	0	9	7	0	8	56	14.0
15	SHAW, Courtney	4-3	98:10	24.5	17-25	.680	0-0	.000	3-9	.333	12	14	26	6.5	8	0	4	3	6	5	37	9.3
24	HAMILTON, Jordan	4-4	118:58	29.7	12-32	.375	2-12	.167	8-9	.889	4	9	13	3.3	5	0	15	8	2	10	34	8.5
2	SATTERWHITE, Lauryn	4-0	72:19	18.1	5-16	.313	2-11	.182	2-4	.500	4	3	7	1.8	5	0	9	3	0	1	14	3.5
20	MOTT, Paige	4-1	45:49	11.5	2-12	.167	0-1	.000	5-6	.833	11	4	15	3.8	8	0	1	4	1	1	9	2.3
33	HARTMAN, Laya	4-0	25:43	6.4	4-7	.571	1-1	1.000	0-0	.000	2	4	6	1.5	0	0	1	1	0	1	9	2.3
1	RAINEY, Kaylah	4-0	18:04	4.5	3-5	.600	0-0	.000	3-6	.500	1	1	2	0.5	1	0	3	2	0	2	9	2.3
23	MCWILLIAMS, Jasmine	4-0	15:53	4.0	4-9	.444	0-1	.000	0-0	.000	0	4	4	1.0	2	0	2	2	0	0	8	2.0
42	MORRIS, Anna	3-0	24:01	8.0	2-5	.400	0-2	.000	0-0	.000	1	5	6	2.0	3	0	5	1	3	0	4	1.3
11	PIKELL, Brooke	3-0	08:26	2.8	0-1	.000	0-1	.000	0-0	.000	0	0	0	0.0	0	0	0	1	0	0	0	0.0
Team											11	8	19									
Total		4	800		121-261	.464	17-68	.250	63-87	.724	64	81	145	36.3	57	0	78	48	17	59	322	80.5
Opponents		4	800		75-199	.377	28-82	.341	34-49	.694	44	80	124	31.0	84	3	57	105	13	27	212	53.0

Team Statistics

	NU	OPP
Scoring	322	212
Points per game	80.5	53.0
Scoring margin	+27.5	-
Field goals-att	121-261	75-199
Field goal pct	.464	.377
3 point fg-att	17-68	28-82
3-point FG pct	.250	.341
3-pt FG made per game	4.3	7.0
Free throws-att	63-87	34-49
Free throw pct	.724	.694
F-Throws made per game	15.8	8.5
Rebounds	145	124
Rebounds per game	36.3	31.0
Rebounding margin	+5.3	-
Assists	78	57
Assists per game	19.5	14.3
Turnovers	48	105
Turnovers per game	12.0	26.3
Turnover margin	+14.3	-
Assist/turnover ratio	1.6	0.5
Steals	59	27
Steals per game	14.8	6.8
Blocks	17	13
Blocks per game	4.3	3.3
Winning streak	4	-
Home win streak	3	-
Attendance	0	164
Home games-Avg/Game	3-0	1-164
Neutral site-Avg/Game	-	0-0

Team Results

Date	Opponent		Score	Att.
12/10/2020	Eastern Ill.	W	93-57	0
12/14/2020	Minnesota	W	80-51	0
12/17/2020	at Purdue	W	70-54	164
12/22/2020	Eastern Ky.	W	79-50	0

SEASON/CAREER STATS (20-21)



2020-21 Northwestern Women's Basketball
Season/Career Statistics
All games

Page 1/1
as of Dec 28, 2020

Summary

Player	Season Statistics										Career Statistics									
	GP-GS	MIN/G	FG%	3FG%	FT%	R/G	A/G	STL	BLK	PTS/G	GP-GS	MIN/G	FG%	3FG%	FT%	R/G	A/G	STL	BLK	PTS/G
BURTON, Veronica	4-4	29.3	.560	.500	.909	2.5	5.5	18	2	21.3	65-65	31.9	.425	.360	.827	4.3	4.4	199	32	10.8
HAMILTON, Jordan	4-4	29.7	.375	.167	.889	3.3	3.8	10	2	8.5	89-64	27.7	.342	.315	.727	2.5	3.3	127	48	7.2
HARTMAN, Laya	4-0	6.4	.571	1.000	.000	1.5	0.3	1	0	2.3	17-0	4.0	.421	.375	.333	0.6	0.2	2	0	1.2
MCWILLIAMS, Jasmine	4-0	4.0	.444	.000	.000	1.0	0.5	0	0	2.0	4-0	4.0	.444	.000	.000	1.0	0.5	0	0	2.0
MORRIS, Anna	3-0	8.0	.400	.000	.000	2.0	1.7	0	3	1.3	3-0	8.0	.400	.000	.000	2.0	1.7	0	3	1.3
MOTT, Paige	4-1	11.5	.167	.000	.833	3.8	0.3	1	1	2.3	4-1	11.5	.167	.000	.833	3.8	0.3	1	1	2.3
PIKIELL, Brooke	3-0	2.8	.000	.000	.000	0.0	0.0	0	0	0.0	22-0	3.2	.400	.000	.000	0.2	0.3	4	0	0.2
PULLIAM, Lindsey	4-4	32.9	.345	.143	.722	4.5	2.3	8	0	14.0	102-102	34.5	.383	.265	.774	3.9	2.0	100	18	16.6
RAINEY, Kaylah	4-0	4.5	.600	.000	.500	0.5	0.8	2	0	2.3	17-0	3.6	.316	.143	.625	0.6	0.7	5	0	1.1
SATTERWHITE, Lauryn	4-0	18.1	.313	.182	.500	1.8	2.3	1	0	3.5	27-0	7.7	.267	.167	.400	1.0	0.9	5	1	1.2
SHAW, Courtney	4-3	24.5	.680	.000	.333	6.5	1.0	5	6	9.3	41-3	11.6	.640	.000	.364	2.8	0.3	19	17	4.0
WOOD, Sydney	4-4	30.9	.585	.000	.692	4.8	1.8	13	3	14.3	68-36	23.3	.449	.267	.574	3.3	2.1	106	40	4.6

Scoring

Player	Season Statistics								Career Statistics							
	FG-FGA	FG%	3FG-3FGA	3FG%	FT-FTA	FT%	PTS	PTS/G	FG-FGA	FG%	3FG-3FGA	3FG%	FT-FTA	FT%	PTS	PTS/G
BURTON, Veronica	28-50	.560	9-18	.500	20-22	.909	85	21.3	217-511	.425	90-250	.360	177-214	.827	701	10.8
HAMILTON, Jordan	12-32	.375	2-12	.167	8-9	.889	34	8.5	230-673	.342	81-257	.315	101-139	.727	642	7.2
HARTMAN, Laya	4-7	.571	1-1	1.000	0-0	.000	9	2.3	8-19	.421	3-8	.375	1-3	.333	20	1.2
MCWILLIAMS, Jasmine	4-9	.444	0-1	.000	0-0	.000	8	2.0	4-9	.444	0-1	.000	0-0	.000	8	2.0
MORRIS, Anna	2-5	.400	0-2	.000	0-0	.000	4	1.3	2-5	.400	0-2	.000	0-0	.000	4	1.3
MOTT, Paige	2-12	.167	0-1	.000	5-6	.833	9	2.3	2-12	.167	0-1	.000	5-6	.833	9	2.3
PIKIELL, Brooke	0-1	.000	0-1	.000	0-0	.000	0	0.0	2-5	.400	0-1	.000	0-4	.000	4	0.2
PULLIAM, Lindsey	20-58	.345	3-21	.143	13-18	.722	56	14.0	619-1617	.383	68-257	.265	387-500	.774	1693	16.6
RAINEY, Kaylah	3-5	.600	0-0	.000	3-6	.500	9	2.3	6-19	.316	1-7	.143	5-8	.625	18	1.1
SATTERWHITE, Lauryn	5-16	.313	2-11	.182	2-4	.500	14	3.5	12-45	.267	4-24	.167	4-10	.400	32	1.2
SHAW, Courtney	17-25	.680	0-0	.000	3-9	.333	37	9.3	71-111	.640	0-0	.000	24-66	.364	166	4.0
WOOD, Sydney	24-41	.585	0-0	.000	9-13	.692	57	14.3	122-272	.449	4-15	.267	62-108	.574	310	4.6

Totals

Player	Season Statistics										Career Statistics									
	O-REB	D-REB	TOTAL	PF	FO	A	TO	A/TO			O-REB	D-REB	TOTAL	PF	FO	A	TO	A/TO		
BURTON, Veronica	3	7	10	8	0	22	6	3.7			63	215	278	160	3	287	117	2.5		
HAMILTON, Jordan	4	9	13	5	0	15	8	1.9			30	190	220	200	3	298	242	1.2		
HARTMAN, Laya	2	4	6	0	0	1	1	1.0			3	8	11	4	0	3	4	0.8		
MCWILLIAMS, Jasmine	0	4	4	2	0	2	2	1.0			0	4	4	2	0	2	2	1.0		
MORRIS, Anna	1	5	6	3	0	5	1	5.0			1	5	6	3	0	5	1	5.0		
MOTT, Paige	11	4	15	8	0	1	4	0.3			11	4	15	8	0	1	4	0.3		
PIKIELL, Brooke	0	0	0	0	0	0	1	0.0			1	4	5	2	0	7	3	2.3		
PULLIAM, Lindsey	7	11	18	7	0	9	7	1.3			89	308	397	194	2	203	182	1.1		
RAINEY, Kaylah	1	1	2	1	0	3	2	1.5			3	8	11	8	0	12	7	1.7		
SATTERWHITE, Lauryn	4	3	7	5	0	9	3	3.0			5	23	28	22	0	25	22	1.1		
SHAW, Courtney	12	14	26	8	0	4	3	1.3			51	64	115	71	2	14	14	1.0		
WOOD, Sydney	8	11	19	10	0	7	10	0.7			88	139	227	116	0	144	81	1.8		

TEAM GAME-BY-GAME (20-21)



2020-21 Northwestern Women's Basketball Team Game-by-Game All games

Page 1/1
as of Dec 28, 2020

			Total		3-Pointers		Free throws		Rebounds											
Opponent	Date	Score		FG-FGA	PCT	3FG-FGA	PCT	FT-FTA	PCT	OFF	DEF	TOT	AVG	PF	A	TO	BLK	STL	PTS	AVG
Eastern Ill.	12/10/2020	93-57	W	34-64	.531	5-13	.385	20-26	.769	12	23	35	35.0	16	19	9	5	16	93	93.0
Minnesota	12/14/2020	80-51	W	32-59	.542	4-16	.250	12-15	.800	9	27	36	35.5	15	28	13	5	10	80	86.5
at Purdue	12/17/2020	70-54	W	26-65	.400	5-19	.263	13-17	.765	17	16	33	34.7	15	14	14	2	15	70	81.0
Eastern Ky.	12/22/2020	79-50	W	29-73	.397	3-20	.150	18-29	.621	26	15	41	36.3	11	17	12	5	18	79	80.5
Total		322		121-261	.464	17-68	.250	63-87	.724	64	81	145	36.3	57	78	48	17	59	322	80.5
Opponents		212		75-199	.377	28-82	.341	34-49	.694	44	80	124	31.0	84	57	105	13	27	212	53.0

Northwestern Averages

Games Played	Points/game	FG Pct	3FG Pct	FT Pct	Rebounds/game	Assists/game	Turnovers/game	Assist/Turnover ratio	Steals/game	Blocks/game
4	80.5	46.4	25.0	72.4	36.3	19.5	12.0	1.6	14.8	4.3

CONFERENCE-ONLY STATISTICS (20-21)



2020-21 Northwestern Women's Basketball Combined Team Statistics In Conference games

Page 1/1
as of Dec 28, 2020

Game Records

Record	Overall	Home	Away	Neutral
ALL GAMES	2-0	1-0	1-0	0-0
CONFERENCE	2-0	1-0	1-0	0-0
NON-CONFERENCE	0-0	0-0	0-0	0-0

Score by Periods

Team	1st	2nd	3rd	4th	OT	TOT
Northwestern	47	36	36	31	0	150
Opponents	27	30	21	27	0	105

Team Box Score

No.	Player	Total			3-Point		F-Throw		Rebounds													
		GP-GS	MIN	AVG	FG-FGA	FG%	3FG-FGA	3FG%	FT-FTA	FT%	OFF	DEF	TOT	AVG	PF	DQ	A	TO	BLK	STL	PTS	AVG
12	BURTON, Veronica	2-2	64:36	32.3	15-25	.600	5-9	.556	12-12	1.000	0	4	4	2.0	7	0	13	3	2	9	47	23.5
3	WOOD, Sydney	2-2	63:47	31.9	14-23	.609	0-0	.000	2-4	.500	3	5	8	4.0	6	0	2	7	1	4	30	15.0
10	PULLIAM, Lindsey	2-2	69:32	34.8	9-30	.300	1-10	.100	4-4	1.000	2	5	7	3.5	2	0	5	4	0	2	23	11.5
24	HAMILTON, Jordan	2-2	65:08	32.6	6-16	.375	0-6	.000	4-5	.800	1	4	5	2.5	2	0	11	5	1	5	16	8.0
15	SHAW, Courtney	2-1	51:25	25.7	8-10	.800	0-0	.000	0-3	.000	6	9	15	7.5	5	0	4	3	2	4	16	8.0
2	SATTERWHITE, Lauryn	2-0	32:24	16.2	2-8	.250	2-7	.286	1-2	.500	0	2	2	1.0	3	0	3	2	0	1	7	3.5
42	MORRIS, Anna	1-0	09:30	9.5	1-2	.500	0-1	.000	0-0	.000	0	1	1	1.0	0	0	1	0	0	0	2	2.0
23	MCWILLIAMS, Jasmine	2-0	04:26	2.2	2-4	.500	0-0	.000	0-0	.000	0	1	1	0.5	0	0	1	1	0	0	4	2.0
33	HARTMAN, Laya	2-0	10:37	5.3	1-2	.500	1-1	1.000	0-0	.000	2	2	4	2.0	0	0	1	0	0	0	3	1.5
20	MOTT, Paige	2-1	21:43	10.9	0-4	.000	0-1	.000	2-2	1.000	6	2	8	4.0	4	0	0	1	1	0	2	1.0
11	PIKIELL, Brooke	1-0	01:33	1.6	0-0	.000	0-0	.000	0-0	.000	0	0	0	0.0	0	0	0	0	0	0	0	0.0
1	RAINEY, Kaylah	2-0	05:19	2.7	0-0	.000	0-0	.000	0-0	.000	0	1	1	0.5	1	0	1	1	0	0	0	0.0
Team											6	7	13									
Total		2	400		58-124	.468	9-35	.257	25-32	.781	26	43	69	34.5	30	0	42	27	7	25	150	75.0
Opponents		2	400		40-109	.367	12-48	.250	13-22	.591	26	41	67	33.5	37	2	30	48	6	17	105	52.5

Team Statistics

	NU	OPP
Scoring	150	105
Points per game	75.0	52.5
Scoring margin	+22.5	-
Field goals-att	58-124	40-109
Field goal pct	.468	.367
3 point fg-att	9-35	12-48
3-point FG pct	.257	.250
3-pt FG made per game	4.5	6.0
Free throws-att	25-32	13-22
Free throw pct	.781	.591
F-Throws made per game	12.5	6.5
Rebounds	69	67
Rebounds per game	34.5	33.5
Rebounding margin	+1.0	-
Assists	42	30
Assists per game	21.0	15.0
Turnovers	27	48
Turnovers per game	13.5	24.0
Turnover margin	+10.5	-
Assist/turnover ratio	1.6	0.6
Steals	25	17
Steals per game	12.5	8.5
Blocks	7	6
Blocks per game	3.5	3.0
Winning streak	2	-
Home win streak	1	-
Attendance	0	164
Home games-Avg/Game	1-0	1-164
Neutral site-Avg/Game	-	0-0

Team Results

Date	Opponent		Score	Att.
12/14/2020	Minnesota	W	80-51	0
12/17/2020	at Purdue	W	70-54	164

SEASON STATISTICS (19-20)



2019-20 Northwestern Women's Basketball
Combined Team Statistics
All games

Page 1/1
as of Dec 09, 2020

Game Records

Record	Overall	Home	Away	Neutral
ALL GAMES	26-4	14-2	10-1	2-1
CONFERENCE	16-2	8-1	8-1	0-0
NON-CONFERENCE	10-2	6-1	2-0	2-1

Score by Periods

Team	1st	2nd	3rd	4th	OT	TOT
Northwestern	572	509	546	477	22	2126
Opponents	427	425	385	463	12	1712

Team Box Score

No.	Player	GP-GS	MIN	AVG	Total		3-Point		F-Throw		Rebounds				PF	DQ	A	TO	BLK	STL	PTS	AVG
					FG-FGA	FG%	3FG-FGA	3FG%	FT-FTA	FT%	OFF	DEF	TOT	AVG								
10	PULLIAM, Lindsey	30-30	1016:13	33.9	202-523	.386	42-120	.350	117-160	.731	28	112	140	4.7	54	2	69	53	5	36	563	18.8
12	BURTON, Veronica	30-30	961:14	32.0	111-254	.437	35-107	.327	92-116	.793	32	115	147	4.9	65	1	152	64	17	100	349	11.6
44	SCHEID, Abi	30-30	1036:21	34.5	128-260	.492	73-153	.477	17-24	.708	14	128	142	4.7	29	0	83	46	15	28	346	11.5
21	WOLF, Abbie	30-30	786:49	26.2	144-273	.527	0-1	.000	50-73	.685	86	112	198	6.6	65	1	36	44	44	21	338	11.3
3	WOOD, Sydney	30-28	877:48	29.3	62-135	.459	1-6	.167	27-47	.574	48	88	136	4.5	65	0	97	43	17	55	152	5.1
24	HAMILTON, Jordan	25-1	469:52	18.8	48-143	.336	15-58	.259	14-22	.636	8	38	46	1.8	45	0	53	41	6	30	125	5.0
15	SHAW, Courtney	30-0	354:60	11.8	49-78	.628	0-0	.000	20-55	.364	35	46	81	2.7	59	2	10	8	8	14	118	3.9
22	GALERNIK, Byrdy	30-1	234:47	7.8	34-67	.507	7-18	.389	10-10	1.000	3	10	13	0.4	8	0	19	14	0	8	85	2.8
33	HARTMAN, Laya	13-0	42:20	3.3	4-12	.333	2-7	.286	1-3	.333	1	4	5	0.4	4	0	2	3	0	1	11	0.8
4	HOPKINS, Bryana	5-0	26:48	5.4	1-5	.200	0-0	.000	2-4	.500	1	5	6	1.2	3	0	1	1	1	2	4	0.8
0	SANCATALDO, Jess	8-0	23:35	2.9	2-7	.286	0-3	.000	2-2	1.000	1	3	4	0.5	3	0	1	0	0	2	6	0.8
2	SATTERWHITE, Lauryn	19-0	100:49	5.3	5-22	.227	2-12	.167	2-6	.333	0	13	13	0.7	11	0	11	14	0	3	14	0.7
1	RAINEY, Kaylah	13-0	42:41	3.3	3-14	.214	1-7	.143	2-2	1.000	2	7	9	0.7	7	0	9	5	0	3	9	0.7
32	JAMISON, Amber	11-0	69:07	6.3	0-13	.000	0-2	.000	6-6	1.000	7	9	16	1.5	3	0	1	5	2	1	6	0.5
11	PIKIELL, Brooke	3-0	06:37	2.2	0-0	.000	0-0	.000	0-0	.000	0	0	0	0.0	0	0	1	0	0	0	0	0.0
Team											60	66	126					19				
Total		30	6050		793-1806	.439	178-494	.360	362-530	.683	326	756	1082	36.1	421	6	545	360	115	304	2126	70.9
Opponents		30	6050		635-1694	.375	163-537	.304	279-407	.686	336	727	1063	35.4	512	7	435	530	88	199	1712	57.1

Team Statistics

	NU	OPP
Scoring	2126	1712
Points per game	70.9	57.1
Scoring margin	+13.8	-
Field goals-att	793-1806	635-1694
Field goal pct	.439	.375
3 point fg-att	178-494	163-537
3-point FG pct	.360	.304
3-pt FG made per game	5.9	5.4
Free throws-att	362-530	279-407
Free throw pct	.683	.686
F-Throws made per game	12.1	9.3
Rebounds	1082	1063
Rebounds per game	36.1	35.4
Rebounding margin	+0.6	-
Assists	545	435
Assists per game	18.2	14.5
Turnovers	360	530
Turnovers per game	12.0	17.7
Turnover margin	+5.7	-
Assist/turnover ratio	1.5	0.8
Steals	304	199
Steals per game	10.1	6.6
Blocks	115	88
Blocks per game	3.8	2.9
Winning streak	0	-
Home win streak	7	-
Attendance	23768	39432
Home games-Avg/Game	16-1486	11-3585
Neutral site-Avg/Game	-	3-1683

Team Results

Date	Opponent		Score	Att.
11/10/2019	Loyola Maryland	W	67-46	760
11/14/2019	at Marquette	Wot	64-56	879
11/17/2019	at Duke	W	63-42	4118
11/21/2019	Valparaiso	W	69-48	678
11/27/2019	Colgate	W	73-44	945
12/01/2019	DePaul	L	68-70	1416
12/04/2019	Boston College	W	66-63	610
12/07/2019	Dartmouth	W	79-37	866
12/16/2019	UT Arlington	W	74-47	3432
12/20/2019	vs East Carolina	W	64-45	125
12/21/2019	vs Xavier	W	79-59	125
12/28/2019	at Illinois	W	77-50	2099
12/31/2019	Maryland	W	81-58	1003
01/05/2020	Iowa	L	51-77	1843
01/09/2020	at Minnesota	W	56-54	3001
01/12/2020	Purdue	W	61-56	1464
01/16/2020	at Indiana	Wot	71-69	3805
01/19/2020	Penn St.	W	85-59	1424
01/23/2020	at Michigan St.	W	76-48	3963
01/26/2020	at Maryland	L	61-70	8276
01/30/2020	Michigan	W	81-73	1133
02/02/2020	at Penn St.	W	82-59	2362
02/10/2020	Michigan St.	W	85-55	864
02/13/2020	at Michigan	W	66-60	2354
02/16/2020	Nebraska	W	60-56	2172
02/19/2020	Rutgers	W	82-65	1142
02/22/2020	at Wisconsin	W	82-66	4172
02/25/2020	at Ohio St.	W	69-55	4403
02/29/2020	Illinois	W	75-58	4016
03/06/2020	vs Michigan	L	59-67	4798