

# N NEBRASKA BASKETBALL

## 2020-21 GAME NOTES

The Nebraska men's basketball program is home for the holidays, as the Huskers host Michigan on a Christmas Day matchup at Pinnacle Bank Arena.

Tipoff between the Huskers and Wolverines is slated for shortly after 5 p.m. and will be carried on BTN with Kevin Kugler and Nick Bahe on the call. The game can also be streamed via the web, smartphones, tablets and connected devices through the Fox Sports app.

Fans can follow all of the action across the state of Nebraska on the Learfield IMG College Husker Sports Network with Kent Pavelka and Jake Muhleisen on the call. The game will also be available on Huskers.com, the Huskers app and Tuneln radio. The pregame show begins one hour prior to tipoff.

Nebraska's game with Michigan is one of four Big Ten Christmas games this season. It will mark the second time that Nebraska has played on Christmas and the first time since a 71-58 win over Ohio at the 2014 Diamond Head Classic.

The Huskers (4-4) held Wisconsin to 40 percent shooting, but a 16-0 second-half spurt doomed NU in a 67-53 loss to the ninth-ranked Badgers on Tuesday night. Dalano Banton's 15 points and eight boards led three Huskers in double figures, but Nebraska shot 33 percent from the field, including 8-of-27 from 3-point range. Nebraska led by one with 14:23 remaining, but went more than eight minutes without a field goal while the Badgers took control. Teddy Allen (11) and Trey McGowens (10) also finished in double figures in a losing effort.

The loss overshadowed a strong defensive effort against the Badgers, who were in the top-10 nationally in offensive efficiency heading into the contest. NU held the Badgers to its second-lowest offensive output of the season, marking the fifth time in eight games that Nebraska has held an opponent to 40 percent or less from the field.

No. 19 Michigan comes off a 62-58 win over Penn State on Dec. 13. In that game, freshman Hunter Dickinson had 20 points, seven rebounds and three blocked shots to pace three Wolverines in double figures. Michigan held Penn State to 31 percent shooting and withstood 16 turnovers which led to 18 Nittany Lions points. Eli Books (12) and Isaiah Livers (10) also finished in double figures for the Wolverines.

Friday's game will mark the Huskers' second straight against a ranked team and third in nine games.

### GAME MATCHUP

#### NEBRASKA CORNHUSKERS

2020-21 Record: 4-4 (0-1 Big Ten)

Head coach: Fred Hoiberg

Record at Nebraska: 11-29 (2nd year)

Career NCAA Record: 126-85 (7th year)

#### NO. 19/19 MICHIGAN WOLVERINES

2020-21 Record: 6-0 (1-0 Big Ten)

Head coach: Juwan Howard

Record at Michigan: 25-12 (2nd year)

Career Record: Same

#### BROADCAST INFO

Television: BTN

Play-by-play: Kevin Kugler

Analyst: Nick Bahe

Online Broadcast: Fox Sports app & foxsports.com/live

Radio: Learfield IMG College Husker Sports Network, including 590 AM (Omaha), 1400 AM (Lincoln) and 880 AM (Lexington)

Play-by-play: Kent Pavelka

Analyst: Jake Muhleisen

Online Radio: Available on Huskers.com, Huskers App, Tuneln.com/Huskers and Tuneln App.

SIRIUS: N/A XM: 372 SiriusXM (internet) 372

### PLAYER SPOTLIGHT

Sophomore Yvan Ouedraogo has played his best basketball in the last week, averaging 9.5 points on 67 percent shooting and 9.5 rebounds per game over the last two games. He made his first start at Wisconsin, finishing with six points and six boards in 25 minutes.



### GAME 9: VS. NO. 19/19 MICHIGAN

# 9

#### GAME DETAILS

Date: Fri., Dec. 25

Time: 5:01 p.m.

City: Lincoln, Neb.

Arena: Pinnacle Bank Arena

#### MEDIA INFO

TV: BTN

Online Video: Fox Sports App

Radio: Learfield IMG College

Internet Audio: Huskers.com

Huskers app/Tuneln

### 2020-21 SCHEDULE

Date	Opponent	TV/Internet	Result
Wed., Nov. 25	McNeese State	BTN	W, 102-55
Golden Window Classic			
Thurs., Nov. 26	Nevada	BTN	L, 66-69
Sat., Nov. 28	North Dakota State	BTN	W, 79-57
Tues., Dec. 1	South Dakota	BTN	W, 76-69
Sun., Dec. 6	Florida A&M	BTN	canceled
ACC/Big Ten Challenge			
Wed., Dec. 9	Georgia Tech	ESPN2	L, 64-75
Fri., Dec. 11	at No. 8 Creighton	BTN	L, 74-98
Thurs., Dec. 17	Doane	BTN+	W, 110-64
Tues., Dec. 22	at No. 9 Wisconsin *	FS1	L, 53-67
Fri., Dec. 25	No. 19 Michigan *	BTN	5 p.m.
Wed., Dec. 30	at Ohio State *	BTN	5:30 p.m.
Sat., Jan. 2	Michigan State *	BTN	TBA
Tues., Jan. 5	at Purdue *	BTN	6 p.m.
Sun., Jan. 10	Indiana *	BTN	TBA
Wed., Jan. 13	Illinois *	BTN	8 p.m.
Sat., Jan. 16	at Maryland *	BTN	TBA
Wed., Jan. 20	Minnesota *	BTN	TBA
Sun., Jan. 24	at Iowa *	BTN	TBA
Sat., Jan. 30	Penn State *	BTN	TBA
Wed., Feb. 3	at Michigan State *	BTN	TBA
Mon., Feb. 8	at Minnesota *	BTN	TBA
Thurs., Feb. 11	Wisconsin *	ESPN2/U	TBA
Sun., Feb. 14	at Penn State *	BTN	TBA
Wed., Feb. 17	Maryland *	BTN	TBA
Sat., Feb. 20	Purdue *	BTN	TBA
Wed., Feb. 24	at Illinois *	BTN	TBA
Sun., Feb. 28	Rutgers *	BTN	TBA
Sun., March 7	at Northwestern *	BTN	TBA

#### BIG TEN TOURNAMENT

Wed., March 10	Big Ten Tournament	BTN	TBA
Thurs., March 11	Big Ten Tournament	BTN	TBA
Fri., March 12	Big Ten Tournament	BTN	TBA
Sat., March 13	Big Ten Tournament	CBS	TBA
Sun., March 14	Big Ten Tournament	CBS	TBA

Notes: \*-Big Ten Conference Game; Home games are in red and bold

### 2020-21 ROSTER AT A GLANCE

No	Name	Pos.	Ht.	Wt.	Yr.	Hometown	GP/GS	MPG	PPG	RPG	APG
0	Teddy Allen	G	6-6	223	Jr.	Mesa, Ariz.	8/8	25.6	17.4	5.1	1.4
2	Trey McGowens	G	6-4	191	Jr.	Pendleton, S.C.	8/8	27.0	10.6	4.3	1.5
3	Elijah Wood	G	6-5	174	Fr.	Potomac, Md.	5/0	5.0	1.6	1.0	0.6
4	Shamiel Stevenson	G	6-6	245	Jr.	Toronto, Ontario, Canada	8/0	16.4	6.0	2.6	0.9
10	Kobe Webster	G	6-0	172	Sr.	Indianapolis, Ind.	8/0	21.3	9.8	2.0	1.5
11	Lat Mayen	F	6-9	205	Jr.	Adelaide, Australia	8/8	24.3	7.0	5.4	1.1
13	Derrick Walker	F	6-8	232	Jr.	Kansas City, Mo.	Scheduled to make 2020-21 debut on Jan. 5				
14	Trevor Lakes	F	6-7	215	Sr.	Lebanon, Ind.	2/0	21.5	6.0	4.5	1.0
21	Jace Piatkowski	G	6-3	184	RFr.	Omaha, Neb.	3/0	2.7	1.0	0.3	0.0
24	Yvan Ouedraogo	F	6-9	245	So.	Bordeaux, France	8/1	18.3	5.0	5.8	0.6
30	Chris McGraw	G	6-0	170	So.	Columbus, Ohio	Has not played in 2020-21				
33	Akol Arop	F	6-5	203	So.	Omaha, Neb.	Will miss 2020-21 season (knee)				
34	Thorir Thorbjarnarson	G	6-6	202	Sr.	Reykjavik, Iceland	8/7	25.5	4.1	3.6	1.8
35	Eduardo Andre	F	6-10	228	Fr.	London, England	2/0	7.5	5.5	2.0	0.5
44	Bret Porter	F	6-5	228	RFr.	Omaha, Neb.	3/0	2.3	0.0	0.3	0.0
45	Dalano Banton	G	6-9	204	So.	Toronto, Ontario, Canada	8/8	29.5	13.9	7.8	5.5

## 2020-21 NEBRASKA BASKETBALL ROSTER

No.	VL	Name	Pronunciation	Pos.	Ht.	Wt.	Yr.	Hometown	Previous School
0		Teddy Allen		G	6-6	223	Jr.	Mesa, Ariz.	Western Nebraska CC
2		Trey McGowens		G	6-4	191	Jr.	Pendleton, S.C.	Pittsburgh
3		Elijah Wood		G	6-5	174	Fr.	Potomac, Md.	Berkmar (Ga.) HS
4		Shamiel Stevenson	Sha-meal	G	6-6	245	Jr.	Toronto, Ontario, Canada	Nevada
10		Kobe Webster		G	6-0	172	Sr.	Indianapolis, Ind.	Western Illinois
11		Lat Mayen	Latt [rhymes w/ Matt] may-en	F	6-9	205	Jr.	Adelaide, Australia	Chipola College
13		Derrick Walker		F	6-8	232	Jr.	Kansas City, Mo.	Tennessee
14		Trevor Lakes		F	6-7	215	Sr.	Lebanon, Ind.	Indianapolis
21	*	Jace Piatkowski		G	6-3	184	RFr.	Omaha, Neb.	Elkhorn South HS
24	*	Yvan Ouedraogo	I-van WOO-drah-oh-goh	F	6-9	245	So.	Bordeaux, France	INSEP
30		Chris McGraw		G	6-0	170	So.	Columbus, Ohio	Otterbein
33	*	Akol Arop	A-call uh-rope	F	6-5	203	So.	Omaha, Neb.	Creighton Prep HS
34	***	Thorir Thorbjarnarson		G	6-6	202	Sr.	Reykjavik, Iceland	Menntaskólinn i Reykjavik
35		Eduardo Andre		F	6-10	228	Fr.	London, England	AZ Compass Prep
44	*	Bret Porter		F	6-5	228	RFr.	Omaha, Neb.	Millard North HS
45		Dalano Banton	duh-LAH-no BAN-ten	G	6-9	204	So.	Toronto, Ontario, Canada	Western Kentucky

## 2020-21 COACHING STAFF

Name	Pronunciation	Title	Year at Nebraska	Alma Mater (Year)
Fred Hoiberg		Head Coach	Second	Iowa State (1995)
Matt Abdelmassih	Abdel-massey	Assistant Coach	Second	St. John's (2007)
Doc Sadler		Assistant Coach	Second as Asst./Eighth	Arkansas (1982)
Armon Gates		Assistant Coach	Third	Kent State (2006)
Bobby Lutz	Lootz	Special Assistant to the Head Coach	Second	UNC Charlotte (1980)
Tim Wilson		Basketball Strength Coach	10th	Nebraska (1981)
Matt Holt		Video Coordinator	Fourth	New Haven (2013)
Luca Virgilio	Vir-Jill-e-o	Director of Basketball Operations	Second	Universita degli Studi di Roma Tre (2012)
Bertram "Buzzy" Caruthers		Director of Player Development	Second	Hampton (2006)
Athan Katsantonis		Graduate Manager	First	Syracuse (2020)
John Harris Jr.		Graduate Manager	Second	Benedictine (2017)

## TEAM STATS

Nebraska Cornhuskers			Michigan Wolverines		
2020-21 Team Statistics (Record: 4-4)			2020-21 Team Statistics (Record: 6-0)		
Category	Nebraska	OPP	Category	Mich.	OPP
SCORING	624	554	Scoring	494	405
Points per game	78.0	69.2	Points per game	82.3	67.5
Scoring margin	+8.8	-	Scoring margin	+14.8	-
FIELD GOALS-ATT	214-503	195-498	Field goals-att	181-351	138-384
Field goal pct	.425	.392	Field goal pct	.516	.359
3 POINT FG-ATT	74-230	69-220	3 point fg-att	45-126	48-142
3-point FG pct	.322	.314	3-point FG pct	.357	.338
3-pt FG made per game	9.3	8.6	3-pt FG made per game	7.5	8.0
FREE THROWS-ATT	122-188	95-138	Free throws-att	87-113	81-101
Free throw pct	.649	.688	Free throw pct	.770	.802
F-Throws made per game	15.3	11.9	F-Throws made per game	14.5	13.5
REBOUNDS	331	318	Rebounds	245	187
Rebounds per game	41.4	39.8	Rebounds per game	40.8	31.2
Rebounding margin	+1.6	-	Rebounding margin	+9.7	-
ASSISTS	120	110	Assists	110	59
Assists per game	15.0	13.8	Assists per game	18.3	9.8
TURNOVERS	102	124	Turnovers	77	66
Turnovers per game	12.8	15.5	Turnovers per game	12.8	11.0
Turnover margin	+2.8	-	Turnover margin	-1.8	-
Assist/turnover ratio	1.2	0.9	Assist/turnover ratio	1.4	0.9
STEALS	70	46	Steals	24	35
Steals per game	8.8	5.8	Steals per game	4.0	5.8
BLOCKS	29	23	Blocks	33	8
Blocks per game	3.6	2.9	Blocks per game	5.5	1.3

## NUMBERS TO KNOW

**2** - Dalano Banton joins Illinois' Ayo Dosunmu as the only Big Ten players in the top 10 in the conference in both rebounding and assists as of Dec. 22.

**2** - Huskers who tied or set their career high in blocked shots at Wisconsin (Lat Mayen and Yvan Ouedraogo).

**4** - Number of Huskers who made their first Big Ten start at No. 9 Wisconsin. As a team, NU had just a combined 40 starts in Big Ten play (22-Thorir Thorbjarnarson; 18-Yvan Ouedraogo), while Wisconsin's roster had combined for 191 Big Ten starts entering the contest.

**4** - Nebraska has four 20-point performances through the first eight games, including three by Teddy Allen and one by Kobe Webster.

**9.25** - Nebraska's 3-pointers per game, which is on pace to be the second-highest average per game in school history.

**10** - Number of seasons where Nebraska has had multiple 100-point games. The 2020-21 campaign is the first time since 1995-96.

**32** - Nebraska is 32nd nationally in tempo according to KenPom as of Dec. 22. The Huskers are one of four Big Ten teams currently in the top 50 as of Dec. 2.

## PROBABLE STARTERS (BASED ON LAST GAME)



**#45 Dalano Banton | G | So. | 6-9 | 204 | Toronto, Ontario, Canada**

**2020-21 Averages:** PPG: 13.9 | APG: 5.5 | RPG: 7.9 | SPG: 1.5

**Worth Noting:** Playmaking point guard with a nearly seven foot wingspan...Been in double figures all eight games...Led NU with 15 points, eight boards and four assists at No. 9 Wisconsin...Posted second triple-double in program history with 13 points, 11 rebounds and 10 assists vs. Doane...Had 12 points and seven boards at No. 8 Creighton...Finished with 17 points, nine boards and six assists vs. Georgia Tech...Began career at Western Kentucky, where he played in 31 games, including 12 starts...Posted a double-double with 13 rebounds and 10 assists while adding eight points in a win over No. 15 Wisconsin...Top-100 recruit in the class of 2018 after reclassifying.

**Career Bests (includes WKU):** Pts: 18 | Reb: 13 | Ast: 10 (2x) | Stl: 3 (3x) | Bl: 4



**#24 Trey McGowens | G | Jr. | 6-4 | 191 | Pendleton, S.C.**

**2020-21 Averages:** PPG: 10.6 | RPG: 4.3 | APG: 1.5 | SPG: 1.1

**Worth Noting:** Two-year starter at Pittsburgh, who is disruptive on the defensive end...Totaled 10 points and six rebounds at No. 9 Wisconsin...Totaled 15 points, including 3-of-3 from 3-point range, at No. 8 Creighton...Finished with 19 points and five caroms vs. NDSU...Started 32 games last season and ranked in the top 15 in the ACC in steals (fourth), assists (10th), assist-to-turnover ratio (15th, 1.26-to-1) and minutes played (13th, 33.8 per game) last season...Posted 20 double-figure scoring games, including three 20-point efforts...Two-time ACC Freshman of the Week posted a pair of 30-point games in 2018-19...Top-100 recruit who played at Hargrave Military Academy.

**Career Bests (includes Pittsburgh):** Pts: 33 | Reb: 9 | Ast: 9 | Stl: 7




**#0 Teddy Allen | G | Jr. | 6-6 | 222 | Mesa, Ariz.**

**2020-21 Averages:** PPG: 17.4 | RPG: 5.1 | APG: 1.4 | SPG: 2.5

**Worth Noting:** Junior college transfer who is a prolific scoring threat...Is sixth in the Big Ten in scoring and second in steals...Held to 11 points before fouling out at No. 9 Wisconsin...Set career highs with 26 points and nine boards at No. 8 Creighton...Led NU with 22 points, seven rebounds and five steals vs. NDSU...No. 8 JUCO player in nation by JUCORecruiting.com...Averaged 31.4 ppg at Western Nebraska CC in 2019-20, the most by JUCO since 2014...Began college career at West Virginia, averaging 7.0 points and 2.7 rebounds per game, as the Mountaineers reached the Sweet 16...2017 Nebraska Gatorade High School Player of the Year at Boys Town HS (31.6 ppg, 12.8 rpg)...Younger brother (Timmy) is a second-team All-Pac 12 player at Utah.

**Career Bests (includes W. Virginia):** Pts: 24 | Reb: 9 | Ast: 2 (2x) | Stl: 5



**#11 Lat Mayen | F | Jr. | 6-9 | 205 | Adelaide, Australia**

**2019-20 Averages:** PPG: 7.0 | RPG: 5.4

**Worth Noting:** High motor forward who can stretch defenses with his shooting...Had five boards, two boards and three blocks vs. No. 9 Wisconsin...Set career highs in rebounds (12) and assists (four) vs. South Dakota...Tallied 12 points vs. NDSU...Rated the No. 18 JUCO Player nationally by JUCORecruiting.com...Averaged 11.8 points and 8.4 boards per game at Chipola...Had eight double-doubles in 2019-20...Began career at TCU, where he played in 17 games in 2018-19 before a left knee injury...Averaged 2.1 points and 1.2 rebounds in 7.9 minutes per game...Had season highs of 12 points and six boards vs. West Virginia...Rated the No. 2 ranked player in Australia by AUSA Hoops...Attended Australian Institute of Sport.

**Career Bests (includes TCU):** Pts: 13 | Reb: 12 | Ast: 4 | Stl: 2



**#24 Yvan Ouedraogo | F | So. | 6-9 | 245 | Bordeaux, France**

**2019-20 Averages:** PPG: 5.0 | RPG: 5.7

**Worth Noting:** Reshaped his body in the offseason, losing nearly 20 points while adding strength and explosiveness...Made first start of season at No. 9 Wisconsin, finishing with six points, six boards and two blocks...Posted double-double vs. Doane (13 points and 13 boards)...Totaled three double-doubles and six games with 10+ rebounds in 2019-20...Set a school freshman record with 19 rebounds vs. Northwestern and added 11 points...Top 150 recruit by 247Sports...Played for the French U-18 team at the European Championships...Attended the National Institute of Sport, Expertise and Performance (INSEP), the same program which produced Clint Capela, Boris Diaw and Tony Parker.

**Career Bests:** Pts: 13 | Reb: 19 | Ast: 3 | Stl: 2 (5x) | Bl: 2 (5x)

## NATIONAL POLLS

### AP TOP 25 (DEC. 21)

No	Team (1st)	Record	Points	Prev.
1	Gonzaga (61)	4-0	1,597	1
2	Baylor (3)	5-0	1,538	2
3	Kansas	7-1	1,426	5
4	Iowa	6-1	1,365	3
5	Villanova	7-1	1,304	7
6	Houston	5-0	1,272	6
7	West Virginia	7-1	1,225	8
8	Tennessee	4-0	1,109	10
9	Wisconsin	6-1	1,051	12
10	Texas	7-1	1,035	11
11	Rutgers	6-0	878	19
12	Michigan State	6-1	839	4
13	Creighton	6-2	773	9
14	Missouri	5-0	768	16
15	Texas Tech	6-2	661	14
16	Virginia	3-1	510	17
17	North Carolina	5-2	492	22
18	Illinois	5-3	468	13
19	Michigan	6-0	367	25
20	Duke	3-2	352	21
21	Florida State	4-1	335	15
22	Xavier	8-0	249	NR
23	Ohio State	6-1	245	20
24	Virginia Tech	6-1	181	NR
25	Oregon	6-1	167	NR

**Others receiving votes:** San Diego State 146, Richmond 142, Saint Louis 64, Arkansas 54, Indiana 53, Clemson 28, Florida 20, Georgia 19, Colorado 13, BYU 9, Purdue 9, Louisville 8, Northwestern 7, UCF 6, Minnesota 4, UCLA 3, Oklahoma State 3, LSU 2, Western Kentucky 2, SMU 1

### USA TODAY COACHES POLL (DEC. 21)

No	Team (1st)	Record	Points	Prev.
1	Gonzaga(25)	4-0	745	
2	Baylor(5)	5-0	725	
3.	Villanova	7-1	628	
4.	Kansas	7-1	612	
5	Iowa	6-1	597	
6	West Virginia	7-1	560	
7	Houston	5-0	559	
8	Tennessee	4-0	523	
9	Wisconsin	6-1	471	
10	Texas	7-1	459	
11	Michigan State	6-1	436	
12	Rutgers	6-0	423	
13	Creighton	6-2	359	
14	Missouri	5-0	323	
15	Virginia	3-1	285	
16	Texas Tech	6-2	284	
17	North Carolina	5-2	226	
18	Illinois	5-3	215	
19	Michigan	6-0	203	
20	Ohio State	6-1	198	
21	Florida State	4-1	172	
22	Xavier	8-0	145	
23	Richmond	6-1	95	
24	Oregon	6-1	87	
25	Duke	3-2	86	

**Others receiving votes:** San Diego State 84, Virginia Tech 42, Arkansas 32, Clemson 26, Indiana 22, Saint Louis 21, UCLA 19, Louisville 17, Colorado 15, Saint Mary's 9, Florida 9, UConn 7, LSU 6, Stanford 5, SMU 4, BYU 4, Oklahoma State 4, UCF 3, Minnesota 3, Purdue 1, Abilene Christian 1

**2020-21 BIG TEN STANDINGS (AS OF DEC 22)**

Team	B1G	Pct.	Overall	Pct.
Rutgers	2-0	1.000	6-0	1.000
Michigan	1-0	1.000	6-0	1.000
Wisconsin	1-0	1.000	7-1	0.875
Northwestern	1-0	1.000	4-1	0.800
Purdue	1-0	1.000	6-3	0.667
Illinois	1-1	0.500	5-3	0.625
Iowa	0-0	0.000	7-1	0.875
Indiana	0-0	0.000	5-2	0.714
Minnesota	0-1	0.000	7-1	0.875
Michigan State	0-1	0.000	6-1	0.857
Ohio State	0-1	0.000	6-1	0.857
Maryland	0-1	0.000	5-2	0.714
Penn State	0-1	0.000	3-2	0.600
Nebraska	0-1	0.000	4-4	0.500

Date	Matchup or Result	Time
12/19	Ohio State 77, UCLA 70	
12/19	Iowa 88, Gonzaga 99	
12/19	Purdue 88, Notre Dame 78	
12/19	Indiana 68, Butler 60	
12/19	Wisconsin 85, Louisville 48	
12/20	* Rutgers 91, Illinois 88	
12/20	* Michigan State 65, Northwestern 79	
12/20	Minnesota 90, Saint Louis 82	
12/22	Maryland 84, La Salle 71	
12/22	* Iowa 70, Purdue 55	
12/22	* Wisconsin 67, Nebraska 53	
12/23	Rutgers at Ohio State*	3:30 p.m.
12/23	Illinois at Penn State*	5:30 p.m.
12/23	Northwestern at Indiana*	7:30 p.m.
12/25	Wisconsin at Michigan State*	11:30 a.m.
12/25	Maryland at Purdue*	1:30 p.m.
12/25	Michigan at Nebraska*	5 p.m.
12/25	Iowa at Minnesota*	7 p.m.
12/26	Ohio State at Northwestern*	1 p.m.
12/26	Indiana at Illinois*	3 p.m.
12/28	Maryland at Wisconsin*	6 p.m.
12/28	Michigan State at Minnesota*	7 p.m.
12/29	Purdue at Rutgers*	6 p.m.
12/29	Northwestern at Iowa*	8 p.m.
12/30	Nebraska at Ohio State*	5:30 p.m.
12/30	Penn State at Indiana*	7:30 p.m.
12/31	Minnesota at Wisconsin*	3:30 p.m.
12/31	Michigan at Maryland*	6 p.m.

**SCOUTING MICHIGAN**

Michigan takes the court for the first time since Dec. 13, as the Wolverines have been off since a 62-58 win over Penn State. Michigan is 6-0 on the season with five of the wins coming by double figures, and they jumped to 19th in both national polls this week.

Michigan is led by second-year head coach Juwan Howard, who took over the Michigan program following John Beilein's departure for the Cleveland Cavaliers in May of 2019. Howard, who starred at Michigan during the Fab 5 era, spent 19 seasons in the NBA playing for eight franchises and won two NBA titles with the Miami Heat in 2012-13. He worked in the Miami Heat organization for six seasons, the final five as an assistant coach before returning to his alma mater in 2019.

The Wolverines have a mixture of newcomers and returnees making significant contributions. Freshman Hunter Dickinson leads the team in scoring (15.7 ppg), rebounding (7.3 rpg) and blocked shots (1.7 bpg) while shooting 69 percent from the field. Isaiah Livers is averaging 15.2 points and 5.7 rebounds per game while shooting 43 percent from 3-point range. Wake Forest transfer Chaundree Brown comes off the bench and averages 10 points per game to give Michigan a trio of double-figure scorers. The Wolverines are shooting 2 percent as a team and out-rebounding opponents by over nine rebounds a game.

**Series History:** Michigan leads the all-time series, 18-3, in a series that dates back to 1949, although the Wolverines' win over the Huskers in the 1992 Rainbow Classic was later vacated. Michigan has won 12 of the 13 meetings since Nebraska joined the Big Ten with the Huskers' only win coming in a 72-52 win in Lincoln during the 2017-18 campaign. One of Nebraska's three wins in the series was a 74-73 win over No. 1 Michigan at the NU Coliseum on Dec. 12, 1964. In that game, Fred Hare's buzzer beater knocked off the Cazzie Russell-led Wolverines. That win is one of three wins over No. 1 ranked teams in Nebraska's history.

**Last meeting:** Nebraska battled back from a slow start to pull within four points at halftime, but No. 25 Michigan started the second half on an 18-4 run on its way to an 82-58 victory at the Crisler Center.

Haanif Cheatham scored 19 points and Dachon Burke Jr. scored 16 points to pace Nebraska. Thorir Thorbjarnarson pulled down a team-best seven rebounds for the Huskers, who out-rebounded Michigan 40-38. But the Wolverines, led by Isaiah Livers with 18 points, shot 59.4 percent from the field in the second half to pull away from Nebraska. Livers, who also had 10 rebounds was one of five Wolverines to finish in double figures, while Xavier Simpson had 11 points and a game-high 10 assists.

**LAST TIME OUT**

The Huskers led by double digits in the first half and were on top with 14:32 left at No. 9 Wisconsin, but the defending Big Ten champion Badgers used a pair of big scoring runs to spoil the Huskers' upset bid in a 67-53 victory.

Nebraska led by 10 with less than five minutes to play in the first half before Wisconsin responded with 14 straight points en route to taking a one-point lead into the locker room. After Nebraska battled back to regain the lead six minutes into the second half, the Badgers used a 16-0 run to pull away from the Huskers. The Huskers have led in the second half in three of their four losses.

After shooting just 31 percent in the first half, Wisconsin shot 50 percent in the second half, knocking down 13-of-26 shots. Nebraska shot just 33 percent for the night and although the Huskers matched Wisconsin with eight 3-pointers, Nebraska was just 9-of-17 from the free throw line while Wisconsin was 15-of-15. Dalano Banton led three Huskers in double figures with 15 points, with Teddy Allen adding 11 points and Trey McGowens chipping in 10. Banton also led Nebraska with eight rebounds and four assists. Four of Wisconsin's five starters finished in double figures. Brad Davison scored 11 of his team-high 15 points in the second half, while Micah Potter had a double-double with 10 points and 11 rebounds. Nebraska led for much of the first half thanks to an inspired defensive effort. The Huskers held Wisconsin scoreless for nearly five minutes to open the game, and the Badgers managed just one field goal in the first 12 minutes, opening 1-of-16 from the floor.

**NEBRASKA-MICHIGAN AT A GLANCE**

- All-time: Michigan leads 18-3
  - In Lincoln: Michigan leads, 5-3
    - At Pinnacle Bank Arena: Michigan leads, 4-1
  - In Ann Arbor: Michigan leads, 11-0
    - At Crisler Center: Michigan leads, 8-0
  - In Honolulu, Hawaii: Michigan leads, 1-0
  - In Kansas City: Michigan leads, 1-0
  - In Big Ten Conference games: Michigan leads, 12-1
  - In Big Ten Tournament games: Michigan leads, 1-0
- Note: Michigan vacated win against NU in 1992

**Husker-Wolverine Superlatives**

- Most consecutive wins (year ended): Nebraska 1 (1956, 1964; 2017); Michigan 10 (1980-2017)
- Most points scored: Nebraska, 85, at Ann Arbor, Mich., Jan. 14, 2017; Michigan, 93, at Lincoln, Neb., March 5, 2017
- Highest combined score: 176, Michigan, 91, Nebraska, 85, at Ann Arbor, Mich., Jan. 14, 2017
- Biggest winning margin: Nebraska, 20, at Lincoln, Neb., Jan. 18, 2018; Michigan, 36, at Lincoln, Neb., March 5, 2017

Date	Site	Rankings	Result	Neb.	Mich.
12-29-49	N	-/-	L	65	67
12-10-55	A	-/-	L	71	77
12-8-56	H	-/-	W	73	60
12-7-57	A	-/-	L	57	81
12-6-63	A	-/6	L	55	80
12-12-64	H	-/1	W	74	73
3-6-80	A	-/-	L	69	76
12-28-92!	N	20/6	L	73	88
2-8-12	H	-/22	L	46	62
1-9-13	H	-/2	L	47	62
1-9-14	H	-/-	L	70	71
2-5-14	A	-/10	L	50	79
1-27-15	A	-/-	L	44	58
1-23-16	H	-/-	L	68	81
1-14-17	A	-/-	L	85	91
3-5-17	H	-/-	L	57	93
1-18-18	H	-/23	W	72	52
3-2-18	N	-/15	L	58	77
2-28-19	A	-/9	L	53	82
1-28-20	H	-/-	L	68	79
3-5-20	A	-/19	L	58	82

!-later vacated

**WORTH NOTING**

- NU is now 0-2 against ranked teams this season with both being top-10 teams on the road.
- Nebraska used its second different starting lineup of the season, as Yvan Ouedraogo replaced Thorir Thorbjarnarson in the starting lineup. The Huskers used the same starting five in each of the first seven contests.
- Dalano Banton (15 points) and Teddy Allen (11) have both reached double figures in all eight games this season.
- NU had nine turnovers, the fifth time in eight games NU had less than 10 turnovers.
- Wisconsin went 15-of-15 from the line, the first time an opponent went 100 percent with at least 10 attempts since Michigan on Feb. 5, 2014.

**CAREER STATS VS. MICHIGAN**

Player	GP-GS	Min-Avg	FG-FGA	Pct	3FG-FGA	Pct	FT-FTA	Pct	Off	Def	Tot	Avg	PF	A	TO	Blk	Stl	Pts	Avg
Arop	2-0	22-11.0	2-5	.400	0-0	.000	1-1	1.000	3	3	6	3.0	4	0	1	0	0	5	2.5
Ouedraogo	2-2	42-21.0	0-6	.000	0-0	.000	1-2	.500	1	6	7	3.5	4	0	4	0	0	1	0.5
Thorbjarnarson	5-2	92-18.4	7-16	.438	2-7	.286	1-2	.500	2	18	20	4.0	6	6	9	0	3	17	3.4

**STORYLINES**

• While Friday's game will be the first Christmas Day game for the Husker roster, this will mark the third time that Nebraska Coach Fred Hoiberg has coached on Christmas. He is 2-1 on Christmas Day (1-0 NCAA, 1-1 NBA) with the NCAA win coming in the title game of the Diamond Head Classic in Hawaii.

**Coaching on Christmas (NCAA)**

Year	Hoiberg-Coached Team	Opponent	Result
2013-14	Iowa State	vs. Boise State	W, 70-66

**Coaching on Christmas (NBA)**

Year	Hoiberg-Coached Team	Opponent	Result
2016-17	Chicago	at San Antonio	L, 119-100
2015-16	Chicago	at Oklahoma City	W, 105-96

• While Juwan Howard (1994-2013) and Fred Hoiberg (1995-2005) met several times during their NBA career, pair faced off one time as college players, a 94-72 Michigan win at the Palace of Auburn Hills in 1992.

• Hoiberg is 1-3 as a coach against Michigan, including the two matchups last season. He went 1-1 against the Wolverines while coaching at Iowa State, including a 77-70 win over No. 7 Michigan in Ames on Nov. 17, 2013. No. 14 Michigan downed the Cyclones 76-66 on Dec. 3, 2011 in Ann Arbor in the other meeting.

• NU will look to snap a 10-game losing streak against ranked opponents which began with a 66-62 loss to Wisconsin in the 2019 Big Ten Tournament. NU's last win over a ranked team was a 69-61 win over No. 21 Maryland in the second round of the 2019 Big Ten Tournament. The Huskers' last home win over a ranked team was against No. 23 Michigan on Jan. 19, 2018.

• Friday's game comes in a middle of a six-game stretch where NU could face as many as five ranked teams. The stretch began with games at No. 8 Creighton (Jan. 11) and No. 9 Wisconsin (Dec. 22). Following Friday's game, NU's next two matchups are at No. 23 Ohio State (Dec. 30) and No. 12 Michigan State (Jan. 2). The Big Ten has seven teams ranked in this week's poll while four others are receiving votes.

• A pair of Huskers are closing in on milestone numbers this week. Kobe Webster needs five points to reach 1,500 career points, while Trevor Lakes is nine points away from 1,000 career points.

• The break after the Creighton game allowed the Huskers an opportunity to work on cutting down turnovers. After a solid start the first three games, the Huskers averaged nearly 19 turnovers per game, including 25 at Creighton. Over the last two games, NU has cut down its turnovers, including eight in Tuesday's Big Ten opener. NU is currently averaging 12.8 turnovers per game after averaging 11.9 in 2019-20.

• The Wisconsin game snapped a string of four straight games where NU had out-rebounded its opponent, the longest stretch since the 2016-17 season. Last year, the Huskers out-rebounded just four opponents in 32 games, including just one in conference play.

• The Huskers added some much-needed depth, as Trevor Lakes and Eduardo Andre made their Husker debuts against Doane on Dec. 17. Andre, a 6-foot-10, 228-pound forward, is averaging 5.5 points and 2.0 rebounds per game while serving as a backup in the frontcourt. Lakes, a 6-foot-7 forward who was cleared by the NCAA on Thursday morning, had 12 points and six boards in his debut and played 16 minutes at Wisconsin.

• Nebraska has two 100-point games this season following the Dec. 17 win over Doane. It marks the 10th time in school history that Nebraska had multiple 100-point games in a season and the first since 1995-96. Nebraska is now 39-4 all-time when scoring 100+ points.

• Nebraska has shown the ability to get off to fast starts in 2020-21. NU has outscored its seven opponents by a combined score of 67-35 prior to the first media timeout and has taken a lead into the first media break in six of the eight games. The only two times NU has trailed at the first media timeout were one-point deficits to South Dakota and at Creighton.

**NEWCOMERS MAKING AN IMPACT**

Nebraska added an influx of veterans in 2020-21, gaining the services of seven scholarship players with previous Division I experience as well as Division II transfer Trevor Lakes, who became eligible on Dec. 17.

The group combined for nearly 4,000 points along with over 1,300 rebounds and 600 assists in their collegiate careers before joining the Husker program and includes multi-year starters Kobe Webster (Western Illinois), Trey McGowens (Pittsburgh) and Trevor Lakes (Indianapolis).

The Huskers also gain the services of three players (Dalano Banton, Shamiel Stevenson and Derrick Walker) who had to sit out the 2019-20 campaign after transferring to Nebraska.

• Nebraska's top six scorers are all newcomers, including three double-figure scorers. In all, 88 percent of the Huskers' offense and 78 percent of its rebounds has come from players who did not play at Nebraska in 2019-20.

LIMITING TURNOVERS	
Games	Turnovers Per Game
First 3 games	9.6
Next 3 games	18.7
<b>Last 2 games</b>	<b>8.5</b>

IMPACT NEWCOMERS	
Category	Pct. by Newcomers
Points	88.3
Rebounds	77.3
Assists	84.1
Blocks	75.9
Steals	82.3

**LEARFIELD IMG COLLEGE HUSKER SPORTS NETWORK**

**Kent Pavelka**

- Is in his 34th season of calling Husker men's basketball
- Called NU basketball for two stretches from 1974-1996 before returning to play-by-play duties full time in 2006-07
- Called his 1,000th Husker basketball game in 2018-19
- Six-time Nebraska Sportscaster of the Year who was inducted into the Nebraska Broadcasters Hall of Fame in 2019

**Jake Muhleisen**

- Is in his third season as full-time color analyst
- Four-year starter at Nebraska from 2002-05
- Three-year team captain during his career

**2020-21 Network Affiliates**

City	Station	Location
Ainsworth	KBRB	1400 AM
Alliance	KCOW	1400 AM
Beatrice	KWBE	1450 AM
Broken Bow	KBBN	95.3 FM
Chadron	KCSR	610 AM
Columbus	KJSK	900 AM
Fairbury	KGMT	1310 AM
Falls City	KTNC	1230 AM
Fremont	KFMT	105.5 FM
Grand Island	KRGI	1430 AM
Hastings	KHAS	1230 AM
Holdrege	KUVR	1380 AM
Kearney	KGFW	1340 AM
Lexington	KRVN	880 AM
Lincoln	KLIN	1400 AM
McCook	KSWN	93.9 FM
Nebraska City	KNCY	1600 AM
Nebraska City	KBIE	103.1 FM
Norfolk	KNEN	94.7 FM
North Platte	KODY	1240 AM
North Platte	KXNP	106.1 FM
O'Neill	KRBX	102.9 FM
Omaha	KXSP	590 AM
Scottsbluff	KNEB	960 AM
Sidney	KSID	1340 AM
Superior	KRFS	1600 AM
Superior	KRFS	103.9 FM
Valentine	KVSH	940 AM

**Nationwide**

- Huskers.com & Huskers App
- TuneIn.com/Huskers & TuneIn App
- SiriusXM Satellite Radio

**QUICK FACTS**

**University of Nebraska Information**

Location.....Lincoln, Neb.  
 Founded ..... 1869  
 Enrollment..... 25,057  
 Nickname ..... Cornhuskers, Huskers  
 Colors ..... Scarlet & Cream  
 Affiliation..... NCAA Division I  
 Conference ..... Big Ten Conference  
 Home Arena ..... Pinnacle Bank Arena  
 Capacity/Year Opened..... 15,000/2013  
 Chancellor ..... Ronnie Green  
 Faculty Rep. .... Scott M. Fuess Jr.  
 Athletics Director..... Bill Moos  
 Deputy A.D./Chief of Staff..... John Johnson  
 Athletic Dept. Phone ..... (402) 472-4224  
 Assistant A.D./Ticketing..... Holly Adam  
 Ticket Office Phone.... (402) 472-3111 or 1-800-8BIGRED  
 Website ..... Huskers.com

**Basketball History**

First year of basketball ..... 1896-97  
 Regular-season conference titles (last)..... 7 (1950)  
 Postseason conference titles (last)..... 1 (1994)  
 All-time postseason appearances..... 26  
 All-time postseason record..... 24-25  
 NCAA Appearances (last)..... 7 (2014)  
 NIT Appearances (last) ..... 19 (2019)

**Basketball Staff**

Head Coach ..... Fred Hoiberg  
 Alma Mater (Year) ..... Iowa State (1995)  
 Record at Nebraska ..... 11-28 (2nd season)  
 Overall NCAA Coaching Record ..... 126-84 (7th season)  
 Assistant Coaches..... Matt Abdelmassih (2nd season)  
 ..... Armon Gates (3rd season)  
 ..... Doc Sadler (2nd season as asst./8th season overall)  
 Special Assistant to the Head Coach Bobby Lutz (1st season)  
 Strength Coach ..... Tim Wilson  
 Graduate Managers. Jon Harris Jr. and Athan Katsantonis  
 Director of Operations..... Luca Virgilio  
 Asst. Director of Operations ..... Sheryl Burbach  
 Video Coordinator ..... Matt Holt  
 Director of Player Development..... Buzzy Caruthers  
 Assistant Athletic Trainer..... R.J. Pietig  
 Equipment Manager..... Pat Norris

**2020-21 Team Information**

Final Record..... 7-25 (5-11 H, 0-12 A, 2-2 N)  
 Big Ten Record (Finish) ..... 2-18 (14th)  
 Big Ten Championship ..... 0-1, lost to Indiana 64-89  
 Postseason..... None  
 Starters Returning/Lost ..... 2/3  
 Lettermen Returning/Lost..... 5/7  
 Scholarship Newcomers ..... 9

**Communications Contact**

Sr. Assoc. Director/MBB Contact ..... Shamus McKnight  
 Office Phone..... (402) 472-7772  
 Cell Phone ..... (402) 540-0268  
 E-Mail ..... smcknight@huskers.com

**Men's Basketball Links**

Athletics Media Site..... huskers.com/mediafiles  
 2020-21 MBB Site..... go.unl.edu/mbbmedia2021

- Husker players lead all Big Ten newcomers in scoring (Allen), assists (Banton) and steals (Allen) entering Friday's game with Michigan. Banton is also second among Big Ten newcomers in rebounds and third in steals.
- In all, 31 of Nebraska's 32 double-figure efforts this season have been by players in their first season of competition at NU. Yvan Ouedraogo's double-double against Doane is the Huskers' only double-figure scoring effort by a returnee in 2020-21.
- Nebraska will add additional size and experience in early January when junior forward Derrick Walker becomes eligible. Walker is serving an 11-game suspension from a violation of NCAA rules that occurred while Walker was a member of the Tennessee basketball program in 2018-19.

**BANTON POSTS TRIPLE-DOUBLE**

Prior to Fred Hoiberg taking over the Nebraska basketball program, Nebraska never had a triple-double in a regular-season game and now have had one in each of the past two seasons following Dalano Banton's triple-double against Doane on Dec. 17. In fact, the only two triple doubles in the Big Ten have been by Huskers. Hoiberg has had three players on the college level post a triple double, as Royce White of Iowa State had one in 2012 (10 points, 18 rebounds, 10 assists).

**Nebraska Triple-Doubles Under Hoiberg**

Player	Opponent	Date	Points	Rebounds	Assists
Cam Mack	Purdue	Dec. 15, 2019	11	10	12
Dalano Banton	Doane	Dec. 17, 2020	13	11	10

**A UNIQUE POINT GUARD**

It is not often that you see a point guard handling jump ball duties, but Dalano Banton is not your typical point guard, and NU coach Fred Hoiberg is finding ways to incorporate Banton's unique skills.

The 6-foot-9 sophomore provides a unique focal point to the Huskers' attack and is averaging 13.9 points, 7.8 rebounds and 5.5 assists per game. He comes into the Michigan game ranking among the Big Ten leaders in assists (fourth), steals (seventh), rebounding (ninth) and assist-to-turnover ratio (12th).

A former top-100 recruit, Banton has reached double figures in all eight games, including a 15-point, eight-rebound four-assist performance against No. 9 Wisconsin. Banton posted his first career triple double with 13 points, 11 rebounds and 10 assists against Doane on Dec. 17. He is one of three players nationally and the only power conference player with a triple double this season. He nearly posted a triple double against North Dakota State on Nov. 18 with 12 points, nine rebounds and eight assists. In the loss to Nevada, Banton led NU in scoring (17), rebounding (seven) and assists (five) and had 17 points, nine rebounds and six assists against Georgia Tech. Banton is one of five players nationally averaging at least 13 points, seven rebounds and five assists per game as of Dec. 22.

**STEALS = BASKETS**

Nebraska's length on the defensive end has been disruptive during the early portion of the campaign. The Huskers enter the Wisconsin matchup ranked 51st nationally with 8.8 steals per game, a total which leads the Big Ten. NU has taken advantage of those turnovers, averaging 17.4 ppg off of opponent turnovers in the first eight games.

- Nebraska had 10+ steals in each of its first three games, marking the first time since the 2016-17 season and just the second time since 2010.
- The Huskers are fourth in the Big Ten, forcing 15.1 turnovers per game.
- Teddy Allen (2.5 spg, second) and Dalano Banton (1.5 spg, seventh) rank among the Big Ten leaders in steals, while four players average at least one steal per game.
- Allen is one of 12 players nationally with a pair of five-steal games as of Dec. 20. The only other Husker to have multiple five-steal games in a season in the last decade is Glynn Watson Jr., who had three during the 2016-17 campaign.
- Nebraska will look to finish among the top three teams in the Big Ten in steals for the third straight year (2019-20 - 7.0, second; 2018-19 (7.2, third).

**TEDDY BUCKETS**

Junior college transfer Teddy Allen has lived up to his billing as an elite scorer in his first season at Nebraska. The 6-foot-6 junior guard leads Nebraska and ranks sixth in the Big Ten in scoring at 17.4 points per game while also chipping in 5.1 rebounds and 2.5 steals per game.

- Allen, who leads all Big Ten newcomers in scoring and steals, is one of two newcomers listed in the top 10 of the Big Ten in scoring as of Dec. 20.
- He is one of eight players nationally - including three from power conferences - averaging at least 17.0 points, 5.0 rebounds and 2.0 steals per game and played at least four games.
- Allen, who averaged 31.4 points per game at Western Nebraska Community College last season, has been in double figures in all eight games, including three 20-point games. He enjoyed his best performance of the year at No. 8 Creighton on Dec. 11, when he totaled D-1 career highs with 26 points and nine rebounds. He also posted 20-point games against both North Dakota State (22) and South Dakota (23). Allen now has six career 20-point games, including three during his freshman season at West Virginia in 2017-18.

**BANTON RANKS**

Category	Avg	B1G Rank
Assists per Game	5.5	4th
Steals per Game	1.5	8th
Rebounds Per game	7.8	9th
Asst-to-TO Ratio	2.4-to-1	12th

**PLAYERS WITH 13.0 PPG, 7.0 RPG, 5.0 APG**

Player (School)	PPG	RPG	APG
Ayo Dosunmu (Illinois)	22.6	8.0	5.3
Dalano Banton (Nebraska)	13.9	7.8	5.5
Hunter Maldonado (Wyoming)	15.3	7.4	6.9
Teyvion Kirk (Illinois-Chicago)	13.7	7.1	8.9
Dwight Murray Jr. (Rider)	15.2	7.2	5.0

*CBB Reference*

## HUSKERS LOOK TO PUSH PACE

When Nebraska coach Fred Hoiberg talks about playing with pace, he means it. His first Nebraska team led the Big Ten and was the only conference program in the top-50 nationally in tempo in 2019-20. It was the highest finish of any Big Ten program in the KenPom database since the site began tracking in 2001-02.

In six seasons as a college head coach, his teams have ranked in the top-50 in tempo five times - that matches the entire number of times that a Big Ten program has done it since the 2001-02 campaign. Prior to Hoiberg's arrival, the last time a Husker team was in the top-100 nationally in tempo according to KenPom was in 1999-2000 under Danny Nee.

### Pace Under Hoiberg

Year	Hoiberg-Coached Team	Big Ten Leader
2010-11	Iowa State (34th)	Iowa (100th)
2011-12	Iowa State (128th)	Iowa (70th)
2012-13	Iowa State (30th)	Iowa (95th)
2013-14	Iowa State (12th)	Iowa (29th)
2014-15	Iowa State (10th)	Minnesota (47th)
2019-20	Nebraska (16th)	Same

## HUSKER DEFENSIVE IMPROVEMENT

The added length and athleticism has helped the Huskers on the defensive end during the early portion of the season.

- Nebraska has climbed from 266th to 97th nationally in effective field goal percentage defense heading into the Michigan contest.
- Nebraska is in the middle of the pack in both field goal defense and 3-point defense after ranking near the bottom of the Big Ten in both categories in 2019-20.
- Despite playing at one of the fastest tempos in the country, the Huskers have allowed just two opponents to score 70 or more points this season.

## FROM COLLEGE TO THE NBA AND BACK AGAIN

Nebraska's Fred Hoiberg is in an exclusive club, as he was one of just 10 current D-I coaches to coach in both Division I and in the NBA in 2020-21. He spent three-plus seasons with the Chicago Bulls, guiding the Bulls to the NBA Playoffs in 2016. Hoiberg's 270 regular-season NBA games rank second among the 10 former NBA coaches in the collegiate ranks. Hoiberg also brings five years of NBA front office experience, as he worked with the Minnesota Timberwolves from 2005 to 2010.

Coach, School	NBA Head Coach, Years
John Calipari, Kentucky	New Jersey, 1996-99
Leonard Hamilton, Miami	Washington, 2000-01
Fred Hoiberg, Nebraska	Chicago, 2015-18
Lindsey Hunter, Mississippi Valley State	Phoenix, 2013
Lon Kruger, Oklahoma	Atlanta, 2000-03
Larry Krystkowiak, Utah	Milwaukee, 2007-08
Eric Musselman, Arkansas	Golden State, 2002-04; Sacramento, 2006-07
Terry Porter, Portland	Milwaukee, 2003-05; Phoenix 2008-09
Rick Pitino, Iona	New York, 1987-89; Boston, 1997-2001
Darrell Walker, Arkansas Little Rock	Toronto, 1996-98; Washington, 1999-2000

## HUSKERS SIGN TALENTED TRIO

The three-member class that the Nebraska basketball program signed in November for next season has been lauded as one of the nation's top recruiting classes.

The trio of Wilhelm Breidenbach, Bryce McGowens and Keisei Tominaga has NU ranked 16th in the ESPN.com team ranking as of Dec. 10th. The class ranks third in the Big Ten to Michigan and Michigan State, and Nebraska is one of three Big Ten programs - joining Michigan and Michigan State - in signing a five-star recruit in the class of 2021.

- NU's class features a pair of top-100 recruits in McGowens and Breidenbach, who are two of the three-highest-rated players Nebraska has signed in the 247 composite database, which compiles all of the major recruiting sites into one list.
- McGowens is listed as a 5-star recruit by all three national publications (ESPN, 247, Rivals) and is a consensus top-25 national player (ESPN, 247 Sports, Rivals). He is the highest-ranked recruit Nebraska has signed since the current national recruiting sites began nearly 20 years ago.
- Breidenbach is a four-star recruit by both ESPN and 247 Sports and is ranked No. 63 by ESPN and No. 87 on 247Sports composite rankings.

## HUSKER NOTEBOOK

- Nebraska is a bigger and more experienced team in Hoiberg's second season. Last year, Nebraska ranked among the least experienced Division I programs and was one of the smallest teams in the Big Ten according to data from KenPom. This season, the Huskers have made significant improvements in both areas.

### Adding Size and Experience

Personnel	20-21 (Rank)	B1G Rank	2019-20 (Rank)	B1G Rank
Experience:	2.00 yrs (71)	4th	1.41 yrs (267)	9th
Average Height:	78.2" (24)	5th	77.0" (142)	13th

## TOP-10 PINNACLE BANK ARENA CROWDS

No.	Attend.	Opponent	Date
1.	15,998	Wisconsin	March 9, 2014
2.	15,991	Penn State	Feb. 25, 2018
3.	15,987	Tennessee-Martin	Nov. 28, 2014
4.	15,978	Northwestern	March 1, 2014
5.	15,952	Iowa	Jan. 27, 2018
6.	15,950	Creighton	Dec. 8, 2018
7.	15,949	Arkansas State	Dec. 14, 2013
8.	15,946	South Dakota State	Nov. 15, 2019
9.	15,945	Minnesota	Jan. 26, 2014
10.	15,933	Iowa	Feb. 22, 2015

## RECORD AT PINNACLE BANK ARENA

Season	Wins	Losses	Pct.
2013-14	15	1	.938
2014-15	10	6	.625
2015-16	10	8	.556
2016-17	8	8	.500
2017-18	16	1	.941
2018-19	13	5	.722
2019-20	5	11	.313
2020-21	4	2	.667
<b>Totals</b>	<b>81</b>	<b>42</b>	<b>.659</b>

## 2020-21 MISC. STATS

### DOUBLE DOUBLES

Dalano Banton vs. Doane ..... 13 pts., 11 reb., 10 asst.  
Yvan Ouedraogo vs. Doane ..... 13 pts., 13 reb.

### TEAM LEADERS

**Double-Figure Scoring Games:** ..... Allen-8; Banton-8  
McGowens-5; Webster-5; Mayen-2; Stevenson-2;  
Lakes-1; Ouedraogo-1

**10+ Rebounding Games:** ..... Banton-1; Ouedraogo-1;  
Mayen-1

**Double-Doubles:** ..... Banton-1; Ouedraogo-1

**Triple-Doubles:** ..... Banton-1

**20-Point Games:** ..... Allen-3; Webster-1

**30-Point Games:** ..... None

**Games Leading NU in Scoring:**\* ..... Banton-3; McGowens-1;  
Stevenson-1; Allen-5; Webster-1

**Games Leading NU in Rebounding:**\* ..... Ouedraogo-2; Banton-4;  
Mayen-1; McGowens-1; Allen-1

**Games Leading NU in Assists:**\* ..... Banton-7; Thorbjarnarson-1;  
Mayen-1

**Games Leading NU in Blocks:**\* ..... Banton-4; Ouedraogo-3;  
McGowens-1; Porter-1; Allen-1; Mayen-1

**Games Leading NU in Steals:** ..... Banton-4; Allen-6;  
McGowens-2; Thorbjarnarson-1; Stevenson-1; Mayen-1

\*-Includes Ties

## AROP TO MISS 2020-21 SEASON

University of Nebraska Head Coach Fred Hoiberg announced on Nov. 12 that sophomore Akol Arop will miss the entire 2020-21 season following knee surgery.

Arop played in 21 games as a true freshman for the Huskers. While he averaged just 1.0 points and 1.3 rebounds per game in 2019-20, Arop saw most of his action down the stretch, playing at least 20 minutes in each of the Huskers' final three games.



## HUSKERS' SOCIAL JUSTICE PATCH

No more hashtags, only change.

Amidst the national protests and a summer of unrest and injustice, Nebraska Men's Basketball was inspired to become change agents in the fight against injustice. As the first Nebraska Athletics coach to comment on the protests publicly, coach Fred Hoiberg and staff made it a priority to discuss the events with his team in May and June 2020. What transpired was an overwhelming message of change. And most importantly, no more hashtags.

This season, The NCAA Playing Rules Oversight Panel approved rules to allow student-athletes in all sports to wear patches on their uniforms for commemorative and memorial purposes, as well as to support social justice issues. Nebraska Men's Basketball wanted to create a patch with a message, one specific to their team.

As Kobe Webster and Teddy Allen closed the speech, Allen called for action. No more hashtags, only change. This phrase, not meant to only inspire action instead of talk, is also meant to inspire no more hashtags of names, specifically of victims of injustice. The patch symbolizes the need to move toward actionable steps outlined. Bring awareness to the issues, educating yourself on these issues, being unified on creating change in the world, and the plea to have no more names becoming hashtags.

Nebraska Men's Basketball has made statements, the team has now shifted to action. Among the first teams in the country to declare Election Day an off day for athletes to vote, the team also held educational sessions throughout the summer and fall, meeting with the Lincoln Police Department, the Malone Center, and collaborating with the Diversity and Inclusion Director to establish a plan of action moving forward.

- Nebraska's 2020-21 roster features players from six countries (United States, Canada, Iceland, England, France and Australia). Nebraska's six international players tie for eighth nationally and ties for third among power conference programs (Arizona and Washington State-7 apiece).

- Nebraska signed a pair of top-20 junior college prospects for the second straight season. Junior guard Teddy Allen was rated eighth by JUCOREcruiting.com, while forward Lat Mayen was tabbed 18th nationally by the publication. The Huskers were one of three programs nationally to sign a pair of top-20 JUCO recruits (St. John's and Southern Miss).

- Nebraska enters the week ranked fourth in the Big Ten and 53th nationally with 9.3 3-pointers per game. It is not surprising that Nebraska relied on its 3-point shooting in Hoiberg's tenure, as his Iowa State teams led the Big 12 in 3-pointers in four of his five seasons at the school. The Huskers averaged 7.9 3-pointers per game last season to rank second in school history. It marked NU's highest per game total since the 2001-02 season.

### Most 3-Pointers/Game in School History

No.	School	Games	3-Pointers/Game
1.	2001-02	28	9.54
-	<b>2019-20</b>	<b>8</b>	<b>9.25</b>
2.	<b>2019-20</b>	<b>32</b>	<b>7.90</b>
3.	2006-07	31	7.87
4.	2018-19	36	7.50

## CUTOUTS ON SALE FOR 2020-21 SEASON

Husker fans can get their pictures in Pinnacle Bank Arena for the entire 2020-21 season by purchasing Nebraska Basketball fan cutouts at [shop.fancutouts.com/products/nebraska-basketball](http://shop.fancutouts.com/products/nebraska-basketball). Nebraska Basketball fan cutouts are only \$55 and all proceeds from the season-long campaign will support Husker student-athletes and allow Nebraska Athletics to address the areas of greatest need during this challenging time.

- At the end of the basketball season, fans will have the opportunity to pick up their cutouts free of charge. Fans who wish to have their cutouts shipped after the season will be charged an additional \$25 per order at the time of purchase
- All sales are final. Cutout locations may be subject to change throughout the season depending on permissible fan capacity.

## NEBRASKA BOASTS HIGHEST EVER GSR SCORE

Nebraska student-athletes have posted a 94 percent NCAA Graduation Success Rate (GSR), continuing the Huskers' long tradition of being a national leader in the classroom. The NCAA released its GSR scores on Nov. 17, with Nebraska recording its highest all student-athlete rate for the eighth consecutive year. It also marked the third straight year Nebraska has achieved a GSR of 90 percent or higher.

- At the conference level, the 94 percent mark is tied for second among 14 Big Ten schools. On the national scale, Nebraska's GSR ranks in a tie for 10th among 65 Power Five Schools, and third among public institutions at the Power Five level.
- The Husker men's basketball program achieved a 100 percent GSR and was one of 13 Husker programs to post a 100 GSR in the latest rankings.
- The 94 percent GSR rate is another milestone for a program that has long been a national leader in academic and athletic achievement. Nebraska leads the nation with 340 CoSIDA Academic All-Americans in school history across all sports. Nebraska also leads the nation with 18 NCAA Today's Top 10 Award winners.

## MISSING THAT HOME CROWD ADVANTAGE

With no fans allowed for the foreseeable future, Nebraska will miss out on the fan support which has ranked among the nation's best since moving into Pinnacle Bank Arena in 2013-14.

- Nebraska has ranked in the top 15 nationally in average attendance in each of the past seven seasons, averaging sellout crowds in the 15,000-seat arena.
- In 2019-20, the Huskers finished the home portion of their campaign averaging 15,605 fans per game for 16 home games. The average set NU's single-season record, breaking the mark of 15,569 per game set during the 2014-15 season despite posting a 7-25 record.
- Nebraska is one of nine schools in the country to average 15,000+ fans per contest in each of the last seven seasons (2014-20), joining Kentucky, Syracuse, Louisville, North Carolina, Wisconsin, Indiana, Kansas and Creighton.

### Filling Up Pinnacle Bank Arena

Season	Average	NCAA Rank
2013-14 (1st year of PBA)	15,419	13th
2014-15	15,569	10th
2015-16	15,430	11th
2016-17	15,427	11th
2017-18	15,494	11th
2018-19	15,341	10th
2019-20	15,605	11th

## LINCOLN NAMED HAPPIEST CITY IN U.S.

In December of 2020, *Men's Health* Magazine named Lincoln the "Happiest City in America." The factors included in the research methodology included well-being (based on predictive Twitter language) and mental health (rates of depression, suicides, and mental-health status) as well as community (local organization engagement), financial well-being (employment, income equality, home ownership, and access to adequate housing), environment (park and traffic proximity), and physical health (including activity levels, obesity, and sleep).



# NEBRASKA HEAD COACH FRED HOIBERG

## AT NEBRASKA (2019-PRESENT)

• Hired as Nebraska's 28th men's basketball coach on March 30, 2019, a position his grandfather (Jerry Bush) held for nine seasons from 1954 to 1963.

## CHICAGO BULLS (2015-18)

- Coached the Chicago Bulls for three-plus seasons, posting a 115-155 record.
- Became just the fifth coach in franchise history to post a winning record in his debut season.
- Took the Bulls to the 2017 NBA Playoffs where they won the first two games against the top-seeded Boston Celtics, as the Bulls were the first No. 8 seed to take a 2-0 lead against a No. 1 seed since 1993.
- Was the fifth coach in NBA history to have each of his first two career playoff victories come on the road.

## IOWA STATE (2010-15)

- Served as head coach at his alma mater for five seasons, posting a 115-56 record, which is the top winning percentage in school history (.673).
- Led the Cyclones to four straight NCAA Tournament appearances - a program record - while his 115 wins were the most in a five-year stretch in school history.
- Guided Iowa State to back-to-back Big 12 Tournament titles in 2014 and 2015.
- Produced four All-Americans, 12 All-Big 12 honorees and 10 players who played in the NBA.
- Named Big 12 Coach of the Year in 2012, as the Cyclones went from three conference wins to 12 in one season.
- Won 28 games and reached the NCAA Sweet 16 in 2014.
- Led the Big 12 in scoring offense in two of his last four seasons and topped the conference in 3-pointers four times in five years.

## MINNESOTA TIMBERWOLVES (2005-10)

- Served as Vice President of Basketball Operations in 2009-10, overseeing the day-to-day operations of basketball programs including college and pro scouting, salary cap management and NBA Draft preparations.
- Was the Assistant General Manager for three seasons, helping the Timberwolves orchestrate a draft-day trade for five-time all-star Kevin Love in 2008.

## AS AN NBA PLAYER (1995-2005)

- Spent 10 years in the NBA with the Indiana Pacers (four seasons), Chicago Bulls (four seasons) and Minnesota Timberwolves (two seasons) after being selected in the second round of the 1995 NBA Draft.
- Was a member of three NBA Playoff Teams, including a Timberwolves team that reached the 2004 Western Conference Finals.
- Shot 40 percent from 3-point range during his career and led the NBA in 3-point shooting in his final season (48.3, 2004-05).
- Ended his NBA career abruptly at the age of 33 after undergoing open-heart surgery to repair an aneurysm in his aortic root.

## IOWA STATE PLAYING CAREER (1991-95)

- Started all four seasons at Iowa State, averaging 15.8 points, 6.9 rebounds, 2.8 assists and 1.6 steals per game in his collegiate career.
- His No. 32 was retired by Iowa State in 1997 and Hoiberg is a member of the ISU Hall of Fame.
- Garnered third-team All-America honors as a senior in 1994-95, averaging 19.9 points per game to help the Cyclones win a then-school-record 23 games and was named Big Eight Co-Male Athlete of the Year in 1995.
- Two-time Academic All-American who was inducted into the CoSIDA Academic Hall of Fame in 2016.



## FRED HOIBERG'S COLLEGIATE COACHING RECORD

Year	School	Overall Record	Pct.	Conf. Record	Pct	Conf. Finish	Postseason
2010-11	Iowa State	16-16	.500	3-13	.188	12th	None
2011-12	Iowa State	23-11	.676	12-6	.677	T-3rd	NCAA Third Round
2012-13	Iowa State	23-12	.657	11-7	.611	T-4th	NCAA Third Round
2013-14	Iowa State	28-8	.778	11-7	.611	T-3rd	NCAA Sweet 16
2014-15	Iowa State	25-9	.735	12-6	.677	T-2nd	NCAA Second Round
2019-20	Nebraska	7-25	.219	2-18	.100	14th	None
2020-21	Nebraska	4-4	.500	0-1	.000	-	-
<b>Totals</b>		<b>126-85</b>	<b>.597</b>	<b>51-58</b>	<b>.468</b>	-	

**Nebraska Team**

Ranked in the top 5 (AP Poll) ..... Never Happened  
 Ranked in the top 10 (AP Poll) ..... March 1, 1966  
 Ranked in the top 20 (AP Poll) ..... Jan. 2, 1995  
 Ranked in the top 25 (AP Poll) ..... Dec. 31, 2018 (No. 24)  
 Ranked in the top 25 (USA Today Coaches Poll) ..... Dec. 31, 2018 (No. 23)

Played AP Poll No. 1 ranked team ..... lost at No. 1 Indiana (47-76), 2/13/2013  
 Defeated AP Poll No. 1 ranked team ..... at No. 1 Missouri (67-51), 2/6/1982  
 Played AP Poll No. 2 ranked team ..... lost at No. 2 Michigan (47-62), 1/9/13  
 Defeated AP Poll No. 2 ranked team ..... vs. No. 2 Oklahoma State (85-69), 2/5/1992  
 Played Team Ranked 1-5 by AP ..... lost at No. 3 Michigan State (57-86), 12/3/2017  
 Defeated Team Ranked 1-5 by AP ..... vs. No. 3 Texas (70-67), 2/19/2011  
 Played Team Ranked 6-10 by AP ..... lost at No. 9 Wisconsin (53-67), 12/22/2020  
 Defeated Team Ranked 6-10 by AP ..... vs. No. 9 Wisconsin (77-68), 3/9/2014  
 Defeated Team Ranked 11-25 by AP ..... vs. No. 21 Maryland (68-61), 3/14/2019  
 Defeated Team Ranked 1-10 by AP on Road ..... at No. 9 Michigan State (60-51), 2/16/2014  
 Defeated Ranked Team by AP on Road ..... vs. No. 25 Indiana (66-51), 1/14/2019

Scored 100 or more points ..... 110; vs. Doane, 12/17/2020  
 Scored 90 or more points ..... 110; vs. Doane, 12/17/2020  
 Scored 80 or more points ..... 110; vs. Doane, 12/17/2020  
 Scored less than 50 points ..... 47; vs. UC Riverside, 11/5/2019  
 Scored less than 40 points ..... 38; at Oregon, 12/15/2012  
 Shot 75% from the field ..... .750, vs. Nebraska-Omaha (42-56), 1/25/1988 \$  
 Shot 70% from the field ..... .723; vs. UNC Wilmington (34-47), 12/5/1997  
 Shot 60% from the field ..... .628; vs. Northwestern (27-43), 2/3/2015

Made 50 or more free throws ..... Never Happened  
 Made 40 or more free throws ..... 43; vs. Texas (43-59), 1/3/1996 - \$  
 Made 30 or more free throws ..... 37; vs. UTSA (37-50), 12/20/2017  
 Made 25 or more free throws ..... 25; vs. Illinois (25-30), 12/2/2018  
 Attempted 60 or more free throws ..... 60; vs. Kansas State (36-60), 1/11/1954 - \$  
 Attempted 50 or more free throws ..... 50; vs. UTSA (37-50), 12/20/2017  
 Attempted 40 or more free throws ..... 50; vs. UTSA (37-50), 12/20/2017  
 Attempted 30 or more free throws ..... 30; vs. South Dakota (21-30), 12/1/2020  
 Shot 100% from the foul line (min 10 att.) ..... 1.000; at Penn State (16-16), 1/19/2013  
 Shot 95% from the foul line (min 10 att.) ..... 1.000; at Penn State, (16-16), 1/19/2013  
 Shot 90% from the foul line (min 10 att.) ..... .913; vs. Oklahoma State (21-23), 12/16/2018

Made 20 or more 3-pointers ..... Never Happened  
 Made 15 or more 3-pointers ..... 15; vs. Mississippi Valley State (15-37), 11/6/2018  
 Made 10 or more 3-pointers ..... 12; Doane (12-33), 12/17/2020  
 Made 0 3-pointers ..... 0; vs. Jacksonville State (0-5), 12/18/2012  
 Held Opponent to 0 3-pointers ..... 0; Southeastern Louisiana, 11/22/2015  
 Attempted 40 or more 3-pointers ..... 41; vs. Nevada (9-41), 11/26/2020 \$  
 Attempted 30 or more 3-pointers ..... 33; vs. Doane (12-33), 12/17/2020  
 Attempted 20 or more 3-pointers ..... 27; at Wisconsin (8-27), 12/22/2020  
 Shot 75% from 3-point range (min. 10 att.) ..... .750, vs. UT-Pan American (9-12), 12/2/2009 - \$  
 Shot 60% from 3-point range (min. 10 att.) ..... .647; vs. USC (11-17), 12/3/2012  
 Shot 50% from 3-point range (min. 10 att.) ..... .500; vs. Washington State (9-18), 11/25/2019  
 Shot 50% from 3-point range (min. 20 att.) ..... .571; vs. Southern (12-21), 11/22/2019

Had 60 or more rebounds ..... 60; vs. Oral Roberts, 12/22/1999  
 Had 50 or more rebounds ..... 44; vs. Doane, 12/17/2020

Had 30 or more assists ..... 35, vs. Northeastern Illinois, 12/21/1994  
 Had 25 or more assists ..... 25; vs. Doane, 12/17/2020  
 Had 20 or more assists ..... 25; vs. Doane, 12/17/2020  
 Had 15 or more assists ..... 25; vs. Doane, 12/17/2020

Had 20 or more steals ..... 23, vs. Texas Tech, 3/4/1999 - \$  
 Had 15 or more steals ..... 16, vs. McNeese State, 11/28/2020  
 Had 10 or more steals ..... 11, vs. North Dakota State, 11/28/2020

Had 15 or more blocked shots ..... 15, vs. Coppin State, Dec. 6, 1996 - \$  
 Had 10 or more blocked shots ..... 14; at Northwestern, 1/2/2018

Had 30 or more turnovers ..... 31, at Creighton, 12/11/2005  
 Had 20 or more turnovers ..... 25; at Creighton, 12/11/2020  
 Had 5 or less turnovers ..... 5; vs. Purdue, 2/23/2019

**Nebraska Player...**

**Had 20 or more points:** ..... 26; Teddy Allen at Creighton, 12/11/2020  
**Had 25 or more points:** ..... 25; Dachon Burke Jr. at Indiana, 12/13/2019  
**Had 30 or more points:** ..... 34; James Palmer Jr. vs. Rutgers, 3/13/2019  
**Had 40 or more points:** ..... 41; Aleks Maric vs. Kansas State, 2/13/2007

**Had No Player in Double Figures:** ..... vs. Ohio State, 1/21/2012  
**Had Five Players with 10 or more points** ..... vs. Doane, 12/17/2020  
 ..... Teddy Allen (18); Dalano Banton (13); Yvan Ouedraogo (13); Trevor Lakes (12); Kobe Webster (12)  
**Had Six Players with 10 or more points** ..... vs. McNeese State, 11/25/2020  
 ..... Teddy Allen (14); Trey McGowens (14); Shamiel Stevenson (14) Dalano Banton;  
 ..... Kobe Webster (13); Lat Mayen (13)  
**Two Huskers with 20 or more points, same game:** ..... at Indiana, 12/13/2019  
 ..... Haanif Cheatham (21) and Dachon Burke (25)  
**Three Huskers with 20 or more points, same game:** ..... Iowa, 3/10/2019  
 ..... James Palmer Jr. (30), Glynn Watson Jr. (23), Isaiah Roby (23)  
**Two Huskers with 30 or more points, same game:** ..... vs. Oregon, 11/25/1995  
 ..... Tyronn Lue (30) & Jaron Boone (30) - only time in school history

**Had 10 or more rebounds:** .... 13; Yvan Ouedraogo and 11 Dalano Banton vs. Doane, 12/17/2020  
**Had 15 or more rebounds:** ..... 19; Yvan Ouedraogo vs. Northwestern, 3/1/2020  
**Had 20 or more rebounds:** ..... 21, Kimani Ffriend vs. Oral Roberts, 12/22/1999  
**Had 25 or more rebounds:** ..... 26, Bill Johnson vs. Iowa State, 1/4/1954 - \$  
**Two Huskers with 10 or more rebounds, same game:** ..... vs. Doane, 12/17/2020  
 ..... (Yvan Ouedraogo-13; Dalano Banton-11)  
**Three Huskers with 10 or more rebounds, same game:** ..... vs. Texas Tech, 1/19/2000  
 ..... (Steffon Bradford 16; Kimani Ffriend 12; Louis Truscott 11)

**Had 5 or more 3-pointers:** ..... 6; Kobe Webster vs. Georgia Tech (6-7), 12/9/2020  
**Had 6 or more 3-pointers:** ..... 6; Kobe Webster vs. Georgia Tech (6-7), 12/9/2020  
**Had 7 or more 3-pointers:** ..... 7; Glynn Watson Jr. vs. Iowa (7-12), 3/10/2019  
**Had 8 or more 3-pointers:** ..... 8; Cary Cochran, vs. Baylor (8-13), 2/27/2002 - \$

**Had 5 or more assists:** ..... 10; Dalano Banton vs. Doane, 12/17/2020  
**Had 10 or more assists:** ..... 10; Dalano Banton vs. Doane, 12/17/2020  
**Had 15 or more assists:** ..... 15; Charles Richardson vs. Rutgers, 12/2/2006  
**Had 18 or more assists:** ..... 18; Brian Carr, at Evansville, 1/3/1985 - \$

**Had 5 or more blocked shots:** ..... 5; Isaiah Roby vs. Northwestern, 2/16/2019  
**Had 6 or more blocked shots:** ..... 6; Isaiah Roby vs. Eastern Illinois, 11/11/2017  
**Had 7 or more blocked shots:** ..... 7; John Turek vs. Colorado, 3/2/2005  
**Had 9 or more blocked shots:** ..... 9; Mikki Moore vs. Coppin State, 12/6/1996 - \$  
**Had 10 or more blocked shots:** ..... Never Happened

**Had 5 or more steals:** ..... 5; Teddy Allen vs. North Dakota State, 11/28/2020  
**Had 6 or more steals:** ..... 6; Glynn Watson Jr. vs. Long Beach State, 11/26/2017  
**Had 7 or more steals:** ..... 7; Brandon Richardson at Ohio State, 1/3/2012  
**Had 8 or more steals:** ..... 8, Cookie Belcher vs. Oklahoma St., 2/7/2001 - \$  
**Had 10 or more steals:** ..... Never Happened

**Had Triple-Double (Points/Rebounds/Assists):** .....  
 ..... 10; Dalano Banton vs. Doane, 12/17/2020 (13/11/10)  
**Had Two Players with Double-Doubles:** .....  
 ..... Yvan Ouedraogo and Dalano Banton vs. Doane (12/17/2020)  
**Had Double-Double (Points/Assists):** ..... 10; Dalano Banton vs. Doane, 12/17/2020 (13/11/10)  
**Had Double-Double (Points/Rebounds):** ..... Yvan Ouedraogo vs. Doane, 12/17/2020 (13/13)  
**Had Double-Double (Points/Steals):** ..... Never Happened  
**Had Double-Double (Points/Blocks):** ..... Never Happened

\$ - School Record - # - Tied School record  
 As of 12/23/2020


## 2020-21 TELEVISION/RADIO ROSTER




**0 | TEDDY ALLEN**  
Jr. | G | 6-6 | 223




**2 | TREY MCGOWENS**  
Jr. | G | 6-4 | 191



**3 | ELIJAH WOOD**  
Fr. | G | 6-5 | 174



**4 | SHAMIEL STEVENSON**  
Jr. | G/F | 6-6 | 245




**10 | KOBE WEBSTER**  
Sr. | G | 6-0 | 172




**11 | LAT MAYEN**  
Jr. | F | 6-9 | 205



**13 | DERRICK WALKER**  
Jr. | F | 6-8 | 232



**14 | TREVOR LAKES**  
Sr. | F | 6-7 | 215



**21 | JACE PIATKOWSKI**  
Rfr. | G | 6-3 | 184




**24 | YVAN OUEDRAOGO**  
So. | F | 6-9 | 245



**30 | CHRIS MCGRAW**  
So. | G | 6-0 | 170




**33 | AKOL AROP**  
So. | F | 6-5 | 203



**34 | THORIR THORBJARNAARSON**  
Sr. | G | 6-6 | 202



**35 | EDUARDO ANDRE**  
Fr. | F | 6-10 | 228



**44 | BRET PORTER**  
Rfr. | F | 6-5 | 228



**45 | DALANO BANTON**  
So. | G | 6-9 | 204



**FRED HOIBERG**  
Head Coach



**MATT ABDELMASSIH**  
Assistant Coach



**ARMON GATES**  
Assistant Coach



**DOC SADLER**  
Assistant Coach



**BOBBY LUTZ**  
Special Assistant to the  
Head Coach



**LUCA VIRGILIO**  
Director of Basketball  
Operations



**TIM WILSON**  
Strength Coach



**MATT HOLT**  
Video Coordinator



**BUZZY CARUTHERS**  
Director of Player  
Development



**R.J. PIETIG**  
Athletic Trainer




**PAT NORRIS**  
Equipment Manager



**SHERYL BURBACH**  
Assistant Director of  
Basketball Operations



**JOHN HARRIS JR.**  
Graduate Manager



**ATHAN KATSANTONIS**  
Graduate Manager

## 2020-21 GAME-BY-GAME COMPARISON

Team	FG-FGA	Pct.	3FG-3FGA	Pct.	FT-FTA	Pct.	O-D	Reb.	PF	A	TO	B	S	Pts.	W/L
McNeese State	21-55	.382	7-22	.318	6-14	.429	12-23	35	26	10	27	5	3	55	
at Nebraska	36-72	.500	10-24	.417	20-29	.690	17-28	45	15	19	10	4	16	102	W
Nevada	24-50	.480	6-21	.286	15-22	.682	10-39	49	27	12	21	1	3	69	
at Nebraska	18-62	.290	9-41	.220	21-30	.700	11-20	31	24	13	9	1	12	66	L
North Dakota State	20-69	.290	6-26	.250	11-16	.688	22-29	51	17	8	17	4	4	57	
at Nebraska	29-63	.460	9-32	.281	12-20	.600	10-32	42	16	15	10	4	11	79	W
South Dakota	23-65	.346	7-26	.354	16-21	.762	10-28	39	21	14	13	3	6	69	
at Nebraska	24-60	.400	7-24	.292	21-30	.700	11-35	46	20	10	15	3	9	76	W
Georgia Tech	26-58	.448	8-25	.320	15-20	.750	8-26	34	19	13	9	2	8	75	
at Nebraska	23-61	.377	8-23	.348	10-15	.667	15-27	42	19	14	16	1	3	64	L
at Creighton	38-73	.521	14-30	.467	8-13	.615	10-26	36	19	24	13	5	16	98	
Nebraska	25-57	.439	11-26	.423	13-22	.591	11-28	39	15	12	25	3	5	74	L
Doane	21-72	.292	13-46	.283	9-17	.529	9-25	34	18	15	13	2	6	64	
at Nebraska	41-74	.554	12-33	.364	16-25	.640	13-42	55	10	25	8	7	8	110	W
at No. 9 Wisconsin	22-55	.400	8-26	.308	15-15	1.000	6-34	40	12	14	11	1	0	67	
Nebraska	18-54	.333	8-27	.296	9-17	.529	6-25	31	15	12	9	6	6	53	L

## 2020-21 SUPERLATIVES

## 2020-21 NEBRASKA TEAM GAME HIGHS

POINTS	110	DOANE (12/17/20)
	102	MCNEESE (11/25/20)
FIELD GOALS MADE	41	DOANE (12/17/20)
	36	MCNEESE (11/25/20)
FIELD GOAL ATTEMPTS	74	DOANE (12/17/20)
	72	MCNEESE (11/25/20)
FIELD GOAL PERCENTAGE	.554 (41-74)	DOANE (12/17/20)
	.500 (36-72)	MCNEESE (11/25/20)
3 PT FIELD GOALS MADE	12	DOANE (12/17/20)
	11	at Creighton (12-11-20)
3 PT FG ATTEMPTS	41	NEVADA (11/26/20)
	33	DOANE (12/17/20)
3 PT FG PERCENTAGE	.423 (11-26)	at Creighton (12-11-20)
	.417 (10-24)	MCNEESE (11/25/20)
FREE THROWS MADE	21	SOUTH DAKOTA (12/01/20)
	21	NEVADA (11/26/20)
FREE THROW ATTEMPTS	30	SOUTH DAKOTA (12/01/20)
	30	NEVADA (11/26/20)
FREE THROW PERCENTAGE	.700 (21-30)	SOUTH DAKOTA (12/01/20)
	.700 (21-30)	NEVADA (11/26/20)
REBOUNDS	55	DOANE (12/17/20)
	46	SOUTH DAKOTA (12/01/20)
ASSISTS	25	DOANE (12/17/20)
	19	MCNEESE (11/25/20)
STEALS	16	MCNEESE (11/25/20)
	12	NEVADA (11/26/20)
BLOCKED SHOTS	7	DOANE (12/17/20)
	6	at Wisconsin (12/22/20)
TURNOVERS	25	at Creighton (12-11-20)
	16	GEORGIA TECH (12/09/20)
FOULS	24	NEVADA (11/26/20)
	20	SOUTH DAKOTA (12/01/20)

## 2020-21 OPPONENT TEAM GAME HIGHS

POINTS	98	at Creighton (12-11-20)
	75	GEORGIA TECH (12/09/20)
FIELD GOALS MADE	38	at Creighton (12-11-20)
	26	GEORGIA TECH (12/09/20)
FIELD GOAL ATTEMPTS	73	at Creighton (12-11-20)
	72	DOANE (12/17/20)
FIELD GOAL PERCENTAGE	.521 (38-73)	at Creighton (12-11-20)
	.480 (24-50)	NEVADA (11/26/20)
3 PT FIELD GOALS MADE	14	at Creighton (12-11-20)
	13	DOANE (12/17/20)
3 PT FG ATTEMPTS	46	DOANE (12/17/20)
	30	at Creighton (12-11-20)
3 PT FG PERCENTAGE	.467 (14-30)	at Creighton (12-11-20)
	.320 (8-25)	GEORGIA TECH (12/09/20)
FREE THROWS MADE	16	SOUTH DAKOTA (12/01/20)
	15	at Wisconsin (12/22/20)
	15	GEORGIA TECH (12/09/20)
	15	NEVADA (11/26/20)
FREE THROW ATTEMPTS	22	NEVADA (11/26/20)
	21	SOUTH DAKOTA (12/01/20)
FREE THROW PERCENTAGE	1.000 (15-15)	at Wisconsin (12/22/20)
	.762 (16-21)	SOUTH DAKOTA (12/01/20)
REBOUNDS	51	NORTH DAKOTA ST. (11/28/20)
	49	NEVADA (11/26/20)
ASSISTS	24	at Creighton (12-11-20)
	15	DOANE (12/17/20)
STEALS	16	at Creighton (12-11-20)
	8	GEORGIA TECH (12/09/20)
BLOCKED SHOTS	5	at Creighton (12-11-20)
	5	MCNEESE (11/25/20)
TURNOVERS	27	MCNEESE (11/25/20)
	21	NEVADA (11/26/20)
FOULS	27	NEVADA (11/26/20)
	26	MCNEESE (11/25/20)

## 2020-21 NEBRASKA TEAM GAME LOWS

POINTS	53	at Wisconsin (12/22/20)
	64	GEORGIA TECH (12/09/20)
FIELD GOALS MADE	18	NEVADA (11/26/20)
	18	at Wisconsin (12/22/20)
FIELD GOAL ATTEMPTS	54	at Wisconsin (12/22/20)
	57	at Creighton (12-11-20)
FIELD GOAL PERCENTAGE	.290 (18-62)	NEVADA (11/26/20)
	.333 (18-54)	at Wisconsin (12/22/20)
3 PT FIELD GOALS MADE	7	SOUTH DAKOTA (12/01/20)
	8	GEORGIA TECH (12/09/20)
	8	at Wisconsin (12/22/20)
3 PT FG ATTEMPTS	23	GEORGIA TECH (12/09/20)
	24	MCNEESE (11/25/20)
	24	SOUTH DAKOTA (12/01/20)
3 PT FG PERCENTAGE	.220 (9-41)	NEVADA (11/26/20)
	.281 (9-32)	NORTH DAKOTA ST. (11/28/20)
FREE THROWS MADE	9	at Wisconsin (12/22/20)
	10	GEORGIA TECH (12/09/20)
FREE THROW ATTEMPTS	15	GEORGIA TECH (12/09/20)
	17	at Wisconsin (12/22/20)
FREE THROW PERCENTAGE	.529 (9-17)	at Wisconsin (12/22/20)
	.591 (13-22)	at Creighton (12-11-20)
REBOUNDS	31	NEVADA (11/26/20)
	31	at Wisconsin (12/22/20)
ASSISTS	10	SOUTH DAKOTA (12/01/20)
STEALS	3	GEORGIA TECH (12/09/20)
	5	at Creighton (12-11-20)
BLOCKED SHOTS	1	NEVADA (11/26/20)
	1	GEORGIA TECH (12/09/20)
TURNOVERS	8	DOANE (12/17/20)
	9	NEVADA (11/26/20)
	9	at Wisconsin (12/22/20)
FOULS	11	DOANE (12/17/20)

## 2020-21 OPPONENT TEAM GAME LOWS

POINTS	55	MCNEESE (11/25/20)
	57	NORTH DAKOTA ST. (11/28/20)
FIELD GOALS MADE	20	NORTH DAKOTA ST. (11/28/20)
	21	MCNEESE (11/25/20)
	21	DOANE (12/17/20)
FIELD GOAL ATTEMPTS	50	NEVADA (11/26/20)
	55	MCNEESE (11/25/20)
	55	at Wisconsin (12/22/20)
FIELD GOAL PERCENTAGE	.290 (20-69)	NORTH DAKOTA ST. (11/28/20)
	.292 (21-72)	DOANE (12/17/20)
3 PT FIELD GOALS MADE	6	NEVADA (11/26/20)
	6	NORTH DAKOTA ST. (11/28/20)
3 PT FG ATTEMPTS	21	NEVADA (11/26/20)
	22	MCNEESE (11/25/20)
3 PT FG PERCENTAGE	.250 (6-24)	NORTH DAKOTA ST. (11/28/20)
	.269 (7-26)	SOUTH DAKOTA (12/01/20)
FREE THROWS MADE	6	MCNEESE (11/25/20)
	8	at Creighton (12-11-20)
FREE THROW ATTEMPTS	13	at Creighton (12-11-20)
	14	MCNEESE (11/25/20)
FREE THROW PERCENTAGE	.429 (6-14)	MCNEESE (11/25/20)
	.529 (9-17)	DOANE (12/17/20)
REBOUNDS	34	GEORGIA TECH (12/09/20)
	34	DOANE (12/17/20)
ASSISTS	8	NORTH DAKOTA ST. (11/28/20)
	10	MCNEESE (11/25/20)
STEALS	0	at Wisconsin (12/22/20)
BLOCKED SHOTS	1	NEVADA (11/26/20)
	1	at Wisconsin (12/22/20)
TURNOVERS	9	GEORGIA TECH (12/09/20)
	11	at Wisconsin (12/22/20)
FOULS	12	at Wisconsin (12/22/20)
	17	NORTH DAKOTA ST. (11/28/20)

## 2020-21 SUPERLATIVES

## NEBRASKA WIN/LOSS MARGIN

	1	2	3	4	5	6	7	8	9	10	11	12	13	14	15	16	17	18	19	20	+20
Husker Wins	0	0	0	0	0	0	1	0	0	0	0	0	0	0	0	0	0	0	0	0	3
Husker Losses	0	0	1	0	0	0	0	0	0	0	1	0	0	1	0	0	0	0	0	0	1

## 2020-21 NEBRASKA INDIVIDUAL GAME HIGHS

Points	26	Allen, Teddy at Creighton (12-11-20)
	23	Allen, Teddy vs South Dakota (12/01/20)
	22	Allen, Teddy vs North Dakota St. (11/28/20)
	20	Webster, Kobe vs Georgia Tech (12/09/20)
	19	McGowens, Trey vs North Dakota St. (11/28/20)
Field Goals Made	10	Allen, Teddy at Creighton (12-11-20)
	9	Allen, Teddy vs North Dakota St. (11/28/20)
Field Goal Att.	20	Allen, Teddy at Creighton (12-11-20)
	17	Allen, Teddy vs North Dakota St. (11/28/20)
	17	Banton, Dalano vs Nevada (11/26/20)
FG Pct (min 5 made)	.778 (7-9)	Webster, Kobe vs Georgia Tech (12/09/20)
	.714 (5-7)	Banton, Dalano vs Doane (12/17/20)
	.714 (5-7)	Webster, Kobe vs Doane (12/17/20)
	.714 (5-7)	McGowens, Trey at Creighton (12-11-20)
	.714 (5-7)	Webster, Kobe vs McNeese (11/25/20)
3-Point FG Made	6	Webster, Kobe vs Georgia Tech (12/09/20)
	4	Lakes, Trevor vs Doane (12/17/20)
3-Point FG Att.	11	Banton, Dalano vs Nevada (11/26/20)
	10	Allen, Teddy vs North Dakota St. (11/28/20)
3-Pt FG Pct (min 2 made)	1.000 (3-3)	McGowens, Trey at Creighton (12-11-20)
	1.000 (2-2)	McGowens, Trey vs McNeese (11/25/20)
Free Throws Made	9	Allen, Teddy vs Nevada (11/26/20)
	7	Ouedraogo, Yvan vs Doane (12/17/20)
	7	Allen, Teddy vs South Dakota (12/01/20)
Free Throw Att.	13	Allen, Teddy vs Nevada (11/26/20)
	11	Allen, Teddy vs South Dakota (12/01/20)
FT Pct (min 3 made)	1.000 (4-4)	Stevenson, Shamiel vs Doane (12/17/20)
	1.000 (3-3)	Stevenson, Shamiel vs Nevada (11/26/20)
Rebounds	13	Ouedraogo, Yvan vs Doane (12/17/20)
	12	Mayen, Lat vs South Dakota (12/01/20)
Assists	10	Banton, Dalano vs Doane (12/17/20)
	8	Banton, Dalano vs North Dakota St. (11/28/20)
Steals	5	Allen, Teddy vs North Dakota St. (11/28/20)
	5	Allen, Teddy vs Nevada (11/26/20)
Blocked Shots	4	Banton, Dalano vs McNeese (11/25/20)
	3	Lat Mayen at Wisconsin (12/22/20)
	3	Banton, Dalano vs Doane (12/17/20)
Turnovers	5	Banton, Dalano vs Georgia Tech (12/09/20)
	4	McGowens, Trey at Creighton (12-11-20)
	4	Thorbjarnarson, Thor at Creighton (12-11-20)
	4	Allen, Teddy at Creighton (12-11-20)
	4	Mayen, Lat vs South Dakota (12/01/20)
	4	Allen, Teddy vs South Dakota (12/01/20)
Fouls	5	Teddy Allen at Wisconsin (12/22/20)
	5	McGowens, Trey vs Georgia Tech (12/09/20)
Minutes	38	Banton, Dalano vs Nevada (11/26/20)
	36	Banton, Dalano vs Georgia Tech (12/09/20)

## 2020-21 OPPONENT INDIVIDUAL GAME HIGHS

Points	25	Stanley Umude vs South Dakota (12/01/20)
	24	Jose Alvarado vs Georgia Tech (12/09/20)
	24	A.J. Plitzuweit vs South Dakota (12/01/20)
	22	Marcus Zegarowski at Creighton (12-11-20)
	20	Denzel Mahoney at Creighton (12-11-20)
Field Goals Made	8	Stanley Umude vs South Dakota (12/01/20)
	7	Denzel Mahoney at Creighton (12-11-20)
	7	Jose Alvarado vs Georgia Tech (12/09/20)
	7	A.J. Plitzuweit vs South Dakota (12/01/20)
	7	Desmond Cambridge vs Nevada (11/26/20)
Field Goal Att.	19	Stanley Umude vs South Dakota (12/01/20)
	18	Denzel Mahoney at Creighton (12-11-20)
FG Pct (min 5 made)	1.000 (5-5)	Christian Bishop at Creighton (12-11-20)
	.714 (5-7)	Khalid Moore vs Georgia Tech (12/09/20)
	.714 (5-7)	Carlos Rosario vs McNeese (11/25/20)
3-Point FG Made	5	Marcus Zegarowski at Creighton (12-11-20)
	4	Denzel Mahoney at Creighton (12-11-20)
	4	A.J. Plitzuweit vs South Dakota (12/01/20)
3-Point FG Att.	11	Desmond Cambridge vs Nevada (11/26/20)
	10	Anthony Laravie vs Doane (12/17/20)
	10	Denzel Mahoney at Creighton (12-11-20)
3-Pt FG Pct (min 2 made)	.750 (3-4)	Trey Winkler vs Doane (12/17/20)
	.714 (5-7)	Marcus Zegarowski at Creighton (12-11-20)
Free Throws Made	9	Grant Sherfield vs Nevada (11/26/20)
	8	Stanley Umude vs South Dakota (12/01/20)
Free Throw Att.	12	Grant Sherfield vs Nevada (11/26/20)
	9	Stanley Umude vs South Dakota (12/01/20)
FT Pct (min 3 made)	1.000 (5-5)	Marcus Zegarowski at Creighton (12-11-20)
	1.000 (4-4)	Aleem Ford at Wisconsin (12/22/20)
	1.000 (4-4)	Nate Reuvers at Wisconsin (12/22/20)
	1.000 (4-4)	Rocky Kreuser vs North Dakota St. (11/28/20)
	1.000 (4-4)	K.J. Hymes vs Nevada (11/26/20)
	1.000 (3-3)	Micah Potter at Wisconsin (12/22/20)
Rebounds	13	Tyree Eady vs North Dakota St. (11/28/20)
	12	Stanley Umude vs South Dakota (12/01/20)
	12	Sam Griesel vs North Dakota St. (11/28/20)
Assists	7	Brad Davison at Wisconsin (12/22/20)
	6	Grant Sherfield vs Nevada (11/26/20)
Steals	4	Mitch Ballock at Creighton (12-11-20)
	4	Marcus Zegarowski at Creighton (12-11-20)
Blocked Shots	3	Ryan Kalkbrenner at Creighton (12-11-20)
	2	Moses Wright vs Georgia Tech (12/09/20)
	2	Brady Heiman vs South Dakota (12/01/20)
	2	KeyShawn Feazell vs McNeese (11/25/20)
	2	Jeremy Harrell vs McNeese (11/25/20)
Turnovers	7	Collin Warren vs McNeese (11/25/20)
	6	Grant Sherfield vs Nevada (11/26/20)
Fouls	5	Matt Hagedorn vs Doane (12/17/20)
	5	A.J. Plitzuweit vs South Dakota (12/01/20)
	5	K.J. Hymes vs Nevada (11/26/20)
	5	Dru Kuxhausen vs McNeese (11/25/20)

## 2020-21 RECORD BY STARTING LINEUP

No.	Starting Lineup	Record
1.	Allen, Banton, Mayen, McGowens, Thorbjarnarson	4-3
2.	Allen, Banton, Mayen, McGowens, Ouedraogo	0-1

RECAPS

Date	Opponent	Result	Record (B1G)	Attend.	Nebraska Individual Leaders			
					Points	Rebounds	Assists	Steals
11/25	McNeese State	W, 102-55	1-0 (0-0)	N/A	Allen, McGowens, Banton, Stevenson (14)	Ouedraogo (7)	Banton (6)	Allen, McGowens, Banton (3)
11/26	Nevada	L, 66-69	1-1 (0-0)	N/A	Banton (18)	Banton (7)	Banton (5)	Allen (5)
11/27	North Dakota State	W, 79-57	2-1 (0-0)	N/A	Allen (22)	Banton (9)	Banton (8)	Allen (5)
12/3	South Dakota	W, 76-69	3-1 (0-0)	N/A	Allen (23)	Mayen (12)	Mayen, McGowens (4)	Banton (3)
12/9	Georgia Tech	L, 64-75	3-2 (0-0)	N/A	Webster (20)	Banton, McGowens (9)	Banton (6)	Allen, Banton, Thorbjarnarson (1)
12/11	at No. 8 Creighton	L, 74-98	3-3 (0-0)	N/A	Allen (26)	Allen (9)	Thorbjarnarson (3)	Allen, Banton (2)
12/17	Doane	W, 110-64	4-3 (0-0)	N/A	Allen (16)	Ouedraogo (13)	Banton (10)	Allen, McGowens, Stevenson (2)
12/22	No. 9 Wisconsin	L, 53-67	4-4 (0-1)	N/A	Banton (15)	Banton (8)	Banton (4)	Mayen (2)

THE LAST TIME...

Nebraska...	A Nebraska Opponent...
Scored 100 or more points.....110; vs. Doane, 12/17/20	107; at Minnesota, 3/08/2020
Scored 90 or more points.....110; vs. Doane, 12/17/20	98; at Creighton, 12/11/2020
Scored 41 to 50 points.....47; UC Riverside, 11/5/19	50; Northwestern, 2/16/19
Scored 40 or fewer points.....38; at Oregon, 12/15/12	38; Southwest Minnesota State, 12/28/18
Shot 70% from the field......723; vs. UNC Wilmington 12/5/97 (34-47)	.723; Kansas, 2/2/85 (34-47)
Shot 60% from the field......628; vs. Northwestern, 2/3/15 (27-43)	.630; Michigan, 3/5/17 (34-54)
Shot 90% from the free throw line (Min 10 attempts)......909; vs. Southwest Minnesota State, 12/28/18 (10-11)	1.000; at Wisconsin, 12/22/20 (15-15)
Made 10, 3-Point Field Goals.....12; vs. Doane, 12/17/20 (12-33)	13; Doane, 12/17/20 (13-46)
Had 60 rebounds.....60; vs. Oral Roberts, 12/22/99	62; Colorado, 2/15/75
Had 50 rebounds.....55; vs. Doane (12/17/20)	51, North Dakota State, 11/28/20
Had 30 assists.....35; vs. Northeastern Illinois, 12/21/94	32; at Minnesota, 3/8/20
Had 15 steals.....16; vs. McNeese State, 11/25/20	16; at Creighton, 12/11/2020
Had 10 blocked shots.....14; at Northwestern, 1/2/18	12; vs. Indiana (BTT), 3/11/20
Had 10 or fewer turnovers.....8; vs. Doane (12/17/20)	9; Georgia Tech, 12/9/20
Had 20 or more turnovers.....22; at Michigan, 3/5/20	21; vs. Nevada, 11/26/20
Had three players with 20 points.....vs. Iowa, 3/10/19	Michigan, 1/14/17
.....(Palmer Jr. 27; Watson Jr. 23; Roby 23)	(Wagner 23, Irvin 21, Walton 20)
Had three players with 10 rebounds.....vs. Texas Tech, 1/19/00	at Kansas, 1/9/02
.....(Bradford 16, Ffriend 12, Truscott 11)	(Collison 13, Gooden 12, Simien 10)
Had five players reach double-figure points.....vs. Doane, 12/17/20	at Michigan, 3/5/20
.....(Allen-16; Ouedraogo-13; Bantno-13 Lakes-12; Webster-12)	(Livers 18; Teske 12; Simpson 11; Wagner 11; Johns Jr. 10)
Had a player score 40 points.....41; Aleks Maric, vs. Kansas State, 2/13/07	41; Jarrius Jackson, Texas Tech, 2/18/06
Had a player score 30 points.....30; James Palmer Jr. vs. Rutgers (BTT), 3/13/19	30; Brad Davison, Wisconsin, 2/15/20
Had a player grab 15 rebounds.....19; Yvan Ouedraogo, 3/1/20	18; Caleb Wesson, Ohio State, 2/27/20
Had a player dish out 10 assists.....10; Dalano Banton, 12/17/20	11; Marcus Carr, at Minnesota, 3/8/20
Had a player collect five steals.....5; Teddy Allen vs. North Dakota State, 11/28/20	7; Josh Reeves, Penn State, 2/25/18
Had a player block five shots.....5; Isaiah Roby vs. Maryland, 2/6/18	5; E.J. Liddel, Ohio State, 2/27/20
Had a player with a triple double.....13 pt/11 reb/10 asst.; Dalano Banton vs. Doane, 12/17/20	

## MISC REVIEW

Nebraska Record When:	All (W)	All(L)	H(W)	H(L)	A (W)	A (L)						
Ahead at Halftime	4	0	4	0	0	0	Rebounds are Even	0	0	0	0	0
Behind at Halftime	0	4	0	2	0	2	Committing More TOs than Opp	1	2	1	1	0
Tied at Halftime	0	0	0	0	0	0	Committing Fewer TOs than Opp	3	2	3	1	0
Bench Outscores Opponent's	3	2	3	2	0	0	Turnovers are Even	0	0	0	0	0
Opponent Bench Outscores NU	1	2	1	0	0	2	Leading with 5:00 left	4	0	4	0	0
Bench scoring is even	0	0	0	0	0	0	Trailing with 5:00 left	0	3	0	1	0
Shooting 50% or Better	2	0	2	0	0	0	Tied with 5:00 left	0	1	0	1	0
Shooting Under 50%	2	4	2	2	0	2	In Overtime	0	0	0	0	0
Opp. Shoots 50% or Better	0	1	0	0	0	1	Scoring 80 or more points	2	0	2	0	0
Opp. Shoots Under 50%	4	3	4	2	0	1	Scoring 61 to 79 points	2	3	2	2	0
Outshooting Opponent (pct.)	4	0	4	0	0	0	Scoring 60 or fewer points	0	1	0	0	0
Outshot by Opponent (pct.)	0	4	0	2	0	2	Allowing 80 or more points	0	1	0	0	0
Shooting is even	0	0	0	0	0	0	Allowing 61 to 79 points	2	3	2	2	0
Outrebounding Opponent	3	2	3	1	0	1	Allowing 60 or fewer points	2	0	2	0	0
Outrebounded by Opponent	1	2	1	1	0	1						

## MISC REVIEW

Biggest margin of victory .....	47, McNeese State (11/25)	Largest halftime lead surrendered in loss .....	3, Nevada (11/26)
Biggest margin of defeat .....	24, at Creighton (12/11)	Largest lead at any time .....	48, Doane (12/17)
Largest deficit overcome in win.....	5, South Dakota (12/1)	Largest deficit at any time .....	27, at Creighton (12/11)
Largest halftime deficit overcome in win .....	None	Largest runs without opponent scoring .....	17, McNeese State (11/25)
Largest lead surrendered in loss.....	10, Nevada (11/26); at Wisconsin (12/22)	Largest opponent run without NU scoring.....	16, at Wisconsin (12/22)

## SPECIALITY STATS

Opponent	NU-Opp Paint	NU-Opp off TO	NU-Opp 2nd Ch.	NU-Opp Bench	Largest Lead	Largest Deficit	Tip	1st Sub(s)
McNeese State	50-26	43-8	12-6	39-19	50 (2nd, 0:02)	-	W	Webster
Nevada	18-30	20-9	13-8	24-18	10 (2nd, 9:34)	9 (1st, 1:26)	L	Stevenson
North Dakota State	40-28	17-9	9-24	11-26	26 (2nd, 0:43)	-	L	Webster
South Dakota	24-18	12-16	8-6	24-12	18 (2nd, 6:01)	5 (1st, 15:24)	L	Stevenson
Georgia Tech	28-26	6-15	17-12	22-13	6 (2nd, 15:21)	13 (2nd, 0:59)	W	Webster
at No. 8 Creighton	26-40	13-38	9-12	11-29	3, (1st, 3:41)	27 (2nd, 6:42)	L	Ouedraogo
Doane	54-10	20-6	17-8	61-30	48 (2nd, 0:32)	1 (1st, 15:52)	W	Stevenson, Lakes, Webster
at No. 9 Wisconsin	20-22	9-10	3-8	6-12	10 (1st, 5:48)	18 (2nd, 4:55)	L	Thorbjarnarson



## NEBRASKA SEASON/CAREER BESTS

## #0 TEDDY ALLEN

**Points**  
Season: 26 at Creighton (12/11)  
Career: Same

**Rebounds**  
Season: 9 at Creighton (12/11)  
Career: Same

**Field Goals**  
Season: 10 at Creighton (12/11)  
Career: Same

**Field Goal Attempts**  
Season: 20 at Creighton (12/11)  
Career: Same

**3-Point Field Goals**  
Season: 3 three times, last at Wisconsin (12/22/20)  
Career: Same

**3-Point Field Goal Attempts**  
Season: 10 North Dakota State (11/28)  
Career: Same

**Free Throws**  
Season: 9 vs. Nevada (11/26)  
Career: Same

**Free Throw Attempts**  
Season: 13 vs. Nevada (11/26)  
Career: Same

**Assists**  
Season: 2 three times, last at Creighton (12/11)  
Career: Same

**Steals**  
Season: 5 vs. Nevada (11/26); North Dakota State (11/28)  
Career: Same

**Blocks**  
Season: None  
Career: Same

**Minutes Played**  
Season: 31 North Dakota State (11/28); at Creighton (12/11)  
Career: Same

## #2 TREY MCGOWENS

**Points**  
Season: 19 North Dakota State (11/28)  
Career: Same

**Rebounds**  
Season: 9 vs. Georgia Tech (12/9)  
Career: Same

**Field Goals**  
Season: 7 North Dakota State (11/28)  
Career: Same

**Field Goal Attempts**  
Season: 9 vs. McNeese State (11/25); vs. Georgia Tech (12/9)  
Career: Same

**3-Point Field Goals**  
Season: 3 at Creighton (12/11)  
Career: Same

**3-Point Field Goal Attempts**  
Season: 5 North Dakota State (11/28)  
Career: Same

**Free Throws**  
Season: 6 vs. South Dakota (12/1)  
Career: Same

**Free Throw Attempts**  
Season: 9 at Wisconsin (12/22/20)  
Career: Same

**Assists**  
Season: 3 vs. McNeese State (11/25); vs. Doane (12/17)  
Career: Same

**Steals**  
Season: 3 vs. McNeese State (11/25)  
Career: Same

**Blocks**  
Season: 1 North Dakota State (11/28)  
Career: Same

**Minutes Played**  
Season: 34 North Dakota State (11/28)  
Career: Same

## #3 ELIJAH WOOD

**Points**  
Season: 8 vs. Doane (12/17)  
Career: Same

**Rebounds**  
Season: 3 vs. Doane (12/17)  
Career: Same

**Field Goals**  
Season: 3 vs. Doane (12/17)  
Career: Same

**Field Goal Attempts**  
Season: 5 vs. Doane (12/17)  
Career: Same

**3-Point Field Goals**  
Season: 2 vs. Doane (12/17)  
Career: Same

**3-Point Field Goal Attempts**  
Season: 4 vs. Doane (12/17)  
Career: Same

**Free Throws**  
Season: None  
Career: Same

**Free Throw Attempts**  
Season: None  
Career: Same

**Assists**  
Season: 2 vs. McNeese State (11/25)  
Career: Same

**Steals**  
Season: 1 North Dakota State (11/28)  
Career: Same

**Blocks**  
Season: None  
Career: Same

**Minutes Played**  
Season: 12 vs. Doane (12/17)  
Career: Same

## #4 SHAMIEL STEVENSON

**Points**  
Season: 14 vs. McNeese State (11/25)  
Career: Same

**Rebounds**  
Season: 6 vs. McNeese State (11/25)  
Career: Same

**Field Goals**  
Season: 4 vs. McNeese State (11/25)  
Career: Same

**Field Goal Attempts**  
Season: 6 at Creighton (12/11)  
Career: Same

**3-Point Field Goals**  
Season: None  
Career: Same

**3-Point Field Goal Attempts**  
Season: 3 at Creighton (12/11)  
Career: Same

**Free Throws**  
Season: 6 vs. McNeese State (11/25)  
Career: Same

**Free Throw Attempts**  
Season: 8 vs. McNeese State (11/25)  
Career: Same

**Assists**  
Season: 3 vs. Doane (12/17)  
Career: Same

**Steals**  
Season: 2 vs. McNeese State (11/25); vs. South Dakota (12/1)  
Career: Same

**Blocks**  
Season: 1 vs. Doane (12/17)  
Career: Same

**Minutes Played**  
Season: 26 vs. South Dakota (12/1)  
Career: Same

## #10 KOBE WEBSTER

**Points**  
Season: 20 vs. Georgia Tech (12/9)  
Career: Same

**Rebounds**  
Season: 4 North Dakota State (11/28); vs. South Dakota (12/1)  
Career: Same

**Field Goals**  
Season: 7 vs. Georgia Tech (12/9)  
Career: Same

**Field Goal Attempts**  
Season: 11 vs. South Dakota (12/1)  
Career: Same

**3-Point Field Goals**  
Season: 6 vs. Georgia Tech (12/9)  
Career: Same

**3-Point Field Goal Attempts**  
Season: 7 vs. South Dakota (12/1); vs. Georgia Tech (12/9)  
Career: Same

**Free Throws**  
Season: 3 vs. Nevada (11/26)  
Career: Same

**Free Throw Attempts**  
Season: 4 vs. Nevada (11/26)  
Career: Same

**Assists**  
Season: 2 five times, last at Wisconsin (12/22/20)  
Career: Same

**Steals**  
Season: 3 vs. Nevada (11/26)  
Career: Same

**Blocks**  
Season: 1 at Creighton (12/11)  
Career: Same

**Minutes Played**  
Season: 27 vs. Georgia Tech (12/9)  
Career: Same

## #11 LAT MAYEN

**Points**  
Season: 13 vs. McNeese State (11/25)  
Career: Same

**Rebounds**  
Season: 12 vs. South Dakota (12/1)  
Career: Same

**Field Goals**  
Season: 5 vs. McNeese State (11/25)  
Career: Same

**Field Goal Attempts**  
Season: 11 vs. McNeese State (11/25)  
Career: Same

**3-Point Field Goals**  
Season: 3 vs. McNeese State (11/25); NSDU (11/28)  
Career: Same

**3-Point Field Goal Attempts**  
Season: 9 vs. Nevada (11/26)  
Career: Same

**Free Throws**  
Season: 1 three times, last at Wisconsin (12/22/20)  
Career: Same

**Free Throw Attempts**  
Season: 3 vs. Nevada (11/26)  
Career: Same

**Assists**  
Season: 4 vs. South Dakota (12/1)  
Career: Same

**Steals**  
Season: 1 vs. Nevada (11/26); vs. South Dakota (12/1)  
Career: Same

**Blocks**  
Season: 3 at Wisconsin (12/22/20)  
Career: Same

**Minutes Played**  
Season: 31 vs. South Dakota (12/1)  
Career: Same

## #13 DERRICK WALKER

**Points**  
Season: None  
Career: Same

**Rebounds**  
Season: None  
Career: Same

**Field Goals**  
Season: None  
Career: Same

**Field Goal Attempts**  
Season: None  
Career: Same

**3-Point Field Goals**  
Season: None  
Career: Same

**3-Point Field Goal Attempts**  
Season: None  
Career: Same

**Free Throws**  
Season: None  
Career: Same

**Free Throw Attempts**  
Season: None  
Career: Same

**Assists**  
Season: None  
Career: Same

**Steals**  
Season: None  
Career: Same

**Blocks**  
Season: None  
Career: Same

**Minutes Played**  
Season: None  
Career: Same

## #14 TREVOR LAKES

**Points**  
Season: 12 vs. Doane (12/17)  
Career: Same

**Rebounds**  
Season: 6 vs. Doane (12/17)  
Career: Same

**Field Goals**  
Season: 4 vs. Doane (12/17)  
Career: Same

**Field Goal Attempts**  
Season: 5 vs. Doane (12/17)  
Career: Same

**3-Point Field Goals**  
Season: 4 vs. Doane (12/17)  
Career: Same

**3-Point Field Goal Attempts**  
Season: 5 vs. Doane (12/17)  
Career: Same

**Free Throws**  
Season: None  
Career: Same

**Free Throw Attempts**  
Season: 1 vs. Doane (12/17)  
Career: Same

**Assists**  
Season: 2 vs. Doane (12/17)  
Career: Same

**Steals**  
Season: None  
Career: Same

**Blocks**  
Season: 1 at Wisconsin (12/22/20)  
Career: Same

**Minutes Played**  
Season: 26 vs. Doane (12/17)  
Career: Same

## NEBRASKA SEASON/CAREER BESTS

## #21 JACE PIATKOWSKI

**Points**

Season: 3 vs. McNeese State (11/25)

Career: Same

**Rebounds**

Season: 1 North Dakota State (11/28)

Career: Same

**Field Goals**

Season: vs. McNeese State (11/25)

Career: Same

**Field Goal Attempts**

Season: 1 vs. McNeese State (11/25)

Career: Same

**3-Point Field Goals**

Season: 1 vs. McNeese State (11/25)

Career: Same

**3-Point Field Goal Attempts**

Season: 1 vs. McNeese State (11/25)

Career: Same

**Free Throws**

Season: None

Career: Same

**Free Throw Attempts**

Season: None

Career: Same

**Assists**

Season: None

Career: Same

**Steals**

Season: None

Career: Same

**Blocks**

Season: None

Career: Same

**Minutes Played**

Season: 4 vs. McNeese State (11/25)

Career: Same

## #24 YVAN QUEDRAOGO

**Points**

Season: 13 vs. Doane (12/17)

Career: same

**Rebounds**

Season: 13 vs. Doane (12/17)

Career: 19 vs. Northwestern (3/1)

**Field Goals**

Season: 3 three times, last at Wisconsin (12/22/20)

Career: 5 at Illinois (2/24/20); vs. Northwestern (3/1)

**Field Goal Attempts**

Season: 12 vs. McNeese State (11/25)

Career: same

**3-Point Field Goals**

Season: None

Career: Same

**3-Point Field Goal Attempts**

Season: None

Career: Same

**Free Throws**

Season: 7 vs. Doane (12/17)

Career: same

**Free Throw Attempts**

Season: 10 vs. Doane (12/17)

Career: same

**Assists**

Season: 2 at Creighton (12/11)

Career: 3 vs. Iowa (1/7/20)

**Steals**

Season: 2 vs. McNeese State (11/25)

Career: 2 five times, last vs. McNeese State (11/25)

**Blocks**

Season: 2 three times, last at Wisconsin (12/22/20)

Career: 2, five times, last at Wisconsin (12/22/20)

**Minutes Played**

Season: 25 at Wisconsin (12/22/20)

Career: 38 vs. Northwestern (3/1)

## #33 AKOL AROP

**Points**

Season: None

Career: 5 at Michigan (3/5/20); at Minnesota (3/8/20)

**Rebounds**

Season: None

Career: 6 at Michigan (3/5/20)

**Field Goals**

Season: None

Career: 2 four times, last at Minnesota (3/8/20)

**Field Goal Attempts**

Season: None

Career: 5 at Michigan (3/5/20)

**3-Point Field Goals**

Season: None

Career: 1 at Minnesota (3/8/20)

**3-Point Field Goal Attempts**

Season: None

Career: 1 vs. UC Riverside (11/5/20); at Minnesota (3/8/20)

**Free Throws**

Season: None

Career: 2 at Creighton (12/7/20)

**Free Throw Attempts**

Season: None

Career: 2 at Creighton (12/7/20); Michigan State (2/20/20)

**Assists**

Season: None

Career: 1 vs. Penn State (2/1/20)

**Steals**

Season: None

Career: 1 four times, last at Minnesota (3/8/20)

**Blocks**

Season: None

Career: 2 vs. Indiana (3/11/20)

**Minutes Played**

Season: None

Career: 20 at Michigan (3/5/20); at Minnesota (3/8/20)

## #34 THORIR THORBJARNARSON

**Points**

Season: 8 three times, last vs. Doane (12/17)

Career: 17 three times, last at Rutgers (1/24/20)

**Rebounds**

Season: 7 vs. Georgia Tech (12/9)

Career: 10 vs. Wisconsin (1/29/18)

**Field Goals**

Season: 3 vs. McNeese State (11/25); at Creighton (12/11)

Career: 7 at Indiana (12/13/19)

**Field Goal Attempts**

Season: 9 vs. McNeese State (11/25)

Career: 12 at Indiana (12/13/20)

**3-Point Field Goals**

Season: 2 vs. McNeese State (11/25); at Creighton (12/11)

Career: 5 at Ohio State (1/14/20); at Rutgers (1/24/20)

**3-Point Field Goal Attempts**

Season: 5 three times, last at Wisconsin (12/22/20)

Career: 8 three times, last at Maryland (2/11/20)

**Free Throws**

Season: 2 vs. Doane (12/17)

Career: 5 vs. Purdue (12/15/19)

**Free Throw Attempts**

Season: 2 vs. Doane (12/17)

Career: 6 vs. Purdue (12/15/19)

**Assists**

Season: 5 vs. Georgia Tech (12/9)

Career: 5 vs. Rutgers (1/4/20); vs. Georgia Tech (12/9)

**Steals**

Season: 3 vs. North Dakota State (11/28)

Career: 5 vs. Maryland (3/14/19)

**Blocks**

Season: None

Career: 2 vs. Iowa (3/10/19); vs. Northwestern (3/1/20)

**Minutes Played**

Season: 32 at Creighton (12/11)

Career: 42 vs. Northwestern (3/1/20)

## #35 EDUARDO ANDRE

**Points**

Season: 9 vs. Doane (12/17)

Career: Same

**Rebounds**

Season: 4 vs. Doane (12/17)

Career: Same

**Field Goals**

Season: 4 vs. Doane (12/17)

Career: Same

**Field Goal Attempts**

Season: 4 vs. Doane (12/17)

Career: Same

**3-Point Field Goals**

Season: None

Career: Same

**3-Point Field Goal Attempts**

Season: None

Career: Same

**Free Throws**

Season: 1 vs. Doane (12/17)

Career: Same

**Free Throw Attempts**

Season: 2 vs. Doane (12/17)

Career: Same

**Assists**

Season: 1 vs. Doane (12/17)

Career: Same

**Steals**

Season: None

Career: Same

**Blocks**

Season: 2 vs. Doane (12/17)

Career: Same

**Minutes Played**

Season: 14 vs. Doane (12/17)

Career: Same

## #44 BRET PORTER

**Points**

Season: None

Career: Same

**Rebounds**

Season: 1 vs. McNeese State (11/25)

Career: Same

**Field Goals**

Season: None

Career: Same

**Field Goal Attempts**

Season: None

Career: Same

**3-Point Field Goals**

Season: None

Career: Same

**3-Point Field Goal Attempts**

Season: None

Career: Same

**Free Throws**

Season: None

Career: Same

**Free Throw Attempts**

Season: None

Career: Same

**Assists**

Season: None

Career: Same

**Steals**

Season: None

Career: Same

**Blocks**

Season: 1 vs. North Dakota State (11/28)

Career: Same

**Minutes Played**

Season: 3 vs. McNeese State (11/25)

Career: Same

## #45 DALANO BANTON

**Points**

Season: 18 vs. Nevada (11/26)

Career: Same

**Rebounds**

Season: 11 vs. Doane (12/17)

Career: Same

**Field Goals**

Season: 6 vs. Nevada (11/26); vs. Georgia Tech (12/9)

Career: Same

**Field Goal Attempts**

Season: 17 vs. Nevada (11/26)

Career: Same

**3-Point Field Goals**

Season: 3 vs. Nevada (11/26); at Wisconsin (12/22/20)

Career: Same

**3-Point Field Goal Attempts**

Season: 11 vs. Nevada (11/26)

Career: Same

**Free Throws**

Season: 6 vs. McNeese State (11/25)

Career: Same

**Free Throw Attempts**

Season: 8 vs. McNeese State (11/25)

Career: Same

**Assists**

Season: 10 vs. Doane (12/17)

Career: Same

**Steals**

Season: 3 vs. McNeese State (11/25); vs. South Dakota (12/1)

Career: Same

**Blocks**

Season: 4 vs. McNeese State (11/25)

Career: Same

**Minutes Played**

Season: 37 vs. Nevada (11/26)

Career: Same



**#0 TEDDY ALLEN** | 6-6 | 223 | Jr. | G | Mesa, Ariz.

**CAREER STATS**

Year	GP	GS	Total		Rebounds										PF	FO	Ast	TO	Blk	Stl	Pts	Avg			
			FG	FGA	Pct	3FG	3FGA	Pct	FT	FTA	Pct	Off	Def	Tot									Avg		
2017-18*	35	0	417	11.9	91	195	.467	3	25	.120	59	80	.738	44	52	96	2.7	64	0	19	33	0	13	244	7.0
2020-21	8	8	205	25.6	50	112	.446	16	47	.340	23	38	.605	17	24	41	5.1	19	1	11	18	1	20	139	17.4
<b>TOTAL</b>	<b>8</b>	<b>8</b>	<b>205</b>	<b>25.6</b>	<b>50</b>	<b>112</b>	<b>.446</b>	<b>16</b>	<b>47</b>	<b>.340</b>	<b>23</b>	<b>38</b>	<b>.605</b>	<b>17</b>	<b>24</b>	<b>41</b>	<b>5.1</b>	<b>19</b>	<b>1</b>	<b>11</b>	<b>18</b>	<b>1</b>	<b>20</b>	<b>139</b>	<b>17.4</b>
<b>All*</b>	<b>43</b>	<b>8</b>	<b>622</b>	<b>14.5</b>	<b>141</b>	<b>307</b>	<b>.459</b>	<b>19</b>	<b>72</b>	<b>.264</b>	<b>82</b>	<b>118</b>	<b>.695</b>	<b>61</b>	<b>76</b>	<b>137</b>	<b>3.2</b>	<b>83</b>	<b>1</b>	<b>30</b>	<b>51</b>	<b>1</b>	<b>33</b>	<b>383</b>	<b>8.9</b>

\* Statistics from West Virginia

**2020-21 GAME BY GAME**

Opponent	Date	GS	Min	TOTAL			3-PTS			FT			REBOUNDS				PF	FO	A	TO	Blk	Stl	Pts	Avg	
				FG	FGA	Pct	3FG	FGA	Pct	FT	FTA	Pct	Off	Def	Tot	Avg									
McNeese State	11/25/20	*	24	6	10	.600	1	2	.500	1	3	.333	1	4	5	5.0	2	0	2	2	0	3	14	14.0	
Nevada	11/26/20	*	28	3	11	.273	2	7	.286	9	13	.692	4	2	6	5.5	3	0	1	0	0	5	17	15.5	
North Dakota State	11/28/20	*	31	9	17	.529	3	10	.300	1	3	.333	0	7	7	6.0	2	0	2	1	0	5	22	17.7	
South Dakota	12/1/20	*	22	7	15	.467	2	5	.400	7	11	.636	3	2	5	5.8	3	0	1	4	0	1	23	19.0	
Georgia Tech	12/9/20	*	32	4	16	.250	0	5	.000	2	2	1.000	3	0	3	5.2	1	0	1	2	1	1	10	17.2	
at No. 8 Creighton	12/11/20	*	30	10	20	.500	3	6	.500	3	4	.750	5	4	9	5.8	2	0	2	4	0	2	26	18.7	
Doane	12/17/20	*	18	7	14	.500	2	7	.286	0	0	.000	1	4	5	5.7	1	0	1	2	0	2	16	18.3	
at No. 9 Wisconsin	12/22/20	*	25	4	9	.444	3	5	.600	0	2	.000	0	1	1	5.1	5	1	1	3	0	1	11	17.4	
<b>Totals</b>			<b>8</b>	<b>205</b>	<b>50</b>	<b>112</b>	<b>.446</b>	<b>16</b>	<b>47</b>	<b>.340</b>	<b>23</b>	<b>38</b>	<b>.605</b>	<b>17</b>	<b>24</b>	<b>41</b>	<b>5.1</b>	<b>19</b>	<b>1</b>	<b>11</b>	<b>18</b>	<b>1</b>	<b>20</b>	<b>139</b>	<b>17.4</b>

**NOTING ALLEN**

- Junior college transfer who is a prolific scorer and ranked among the NCAA leaders in steals per game (2.5 spg)
- Battled foul trouble at No. 9 Wisconsin, finishing with 11 points before fouling out
- Had career bests of 26 points and nine rebounds at No. 8 Creighton
- Led NU with 23 points on 7-of-15 shooting and five boards against South Dakota
- Totaled 17 of his 22 points in the second half against North Dakota State, as he also had seven boards and five steals
- Finished with 17 points, six boards and a career high five steals against Nevada
- Tied for team-high honors with 14 points and added three steals and five boards in a win over McNeese State
- Rated the No. 8 JUCO player nationally as he averaged 31.4 ppg, 7.4 rpg, 3.7 apg and 1.6 spg at Western Nebraska Community College
- Led the nation in field goals and ranked in top 10 nationally in free throws made (third), attempted (third) and percentage (88.1, eighth)
- Posted 17 games with 30+ points including four games of at least 40 points in his lone season at the school
- Began college career at West Virginia, playing in 35 games and averaging 7.0 points and 2.7 rebounds per game
- Had three 20-point efforts, including a pair in Big 12 play (vs. Kansas State, Oklahoma)
- Averaged 11.3 ppg on 55 percent shooting in three NCAA Tournament games, including 10 points in the Sweet 16 against Villanova
- Gatorade Player of the Year at Boys Town High School, averaging 31.6 points, 12.8 rebounds, 4.1 assists and 3.3 steals per game
- Senior year was highlighted by a quadruple-double (33 points, 18 rebounds, 10 assists and 11 steals)
- Younger brother (Timmy) earned second-team All-Pac 12 honors at Utah in 2019-20

**MISC. STATS**

Category	2020-21	Career*
Double-Figure Scoring	8	20
Double-Figure Rebounding	0	0
Double-Figure Assists	0	0
Double-Doubles	0	0
Led NU in Scoring	5	5
Led NU in Rebounding	1	1
Led NU in Assists	0	0
20+ Point Games	3	5
30+ Point Games	0	0

\*-Includes West Virginia

**TOP PERFORMANCES OF 2020-21**

Category	No.	Opponent (Date)
Points	26	at Creighton (12/11)
	23	South Dakota (12/1)
	22	North Dakota State (11/28)
Rebounds	9	at Creighton (12/11)
	7	North Dakota State (11/28)
	6	Nevada (11/26)
Assists	2	North Dakota State (11/28)
	2	at Creighton (12/11)
	2	McNeese State (11/25)
Steals	5	North Dakota State (11/28)
	5	Nevada (11/26)



#2 TREY MCGOWENS | 6-4 | 191 | Jr. | G | Pendleton, S.C.

## CAREER STATS

Year	GP	GS	Total		Total									Rebounds				PF	FO	Ast	TO	Blk	Stl	Pts	Avg
			Min	Avg	FG	FGA	Pct	3FG	3FGA	Pct	FT	FTA	Pct	Off	Def	Tot	Avg								
2018-19*	33	32	918	27.8	113	271	.417	32	98	.327	126	165	.764	20	85	105	3.2	93	3	55	80	3	64	384	11.6
2019-20*	33	32	1110	33.6	124	338	.367	41	132	.311	91	126	.722	15	93	108	3.3	78	1	118	94	2	63	380	11.5
2020-21	8	8	216	27.0	28	69	.406	9	25	.360	20	35	.571	6	28	34	4.3	22	1	12	16	1	9	85	10.6
<b>TOTAL</b>	<b>8</b>	<b>8</b>	<b>216</b>	<b>27.0</b>	<b>28</b>	<b>69</b>	<b>.406</b>	<b>9</b>	<b>25</b>	<b>.360</b>	<b>20</b>	<b>35</b>	<b>.571</b>	<b>6</b>	<b>28</b>	<b>34</b>	<b>4.3</b>	<b>22</b>	<b>1</b>	<b>12</b>	<b>16</b>	<b>1</b>	<b>9</b>	<b>85</b>	<b>10.6</b>
<b>All*</b>	<b>74</b>	<b>72</b>	<b>2244</b>	<b>30.3</b>	<b>265</b>	<b>678</b>	<b>.391</b>	<b>82</b>	<b>255</b>	<b>.322</b>	<b>237</b>	<b>326</b>	<b>.727</b>	<b>41</b>	<b>206</b>	<b>247</b>	<b>3.3</b>	<b>193</b>	<b>5</b>	<b>185</b>	<b>190</b>	<b>6</b>	<b>136</b>	<b>849</b>	<b>11.5</b>

\* Statistics from Pittsburgh

## 2020-21 GAME BY GAME

Opponent	Date	GS	Min	TOTAL			3-PTS			REBOUNDS			PF	FO	A	TO	Blk	Stl	Pts	Avg					
				FG	FGA	Pct	3FG	FGA	Pct	FT	FTA	Pct									Off	Def	Tot	Avg	
McNeese State	11/25/20	*	19	5	9	.556	2	2	1.000	2	3	.667	1	2	3	3.0	3	0	3	2	0	3	14	14.0	
Nevada	11/26/20	*	23	0	5	.000	0	3	.000	0	0	.000	1	1	2	2.5	4	0	2	2	0	0	0	7.0	
North Dakota State	11/28/20	*	34	7	14	.500	2	5	.400	3	4	.750	1	4	5	3.3	2	0	1	3	1	1	19	11.0	
South Dakota	12/1/20	*	30	3	9	.333	1	4	.250	6	7	.857	0	6	6	4.0	4	0	0	2	0	1	13	11.5	
Georgia Tech	12/9/20	*	32	2	9	.222	0	3	.000	2	6	.333	1	8	9	5.0	5	1	1	3	0	0	6	10.4	
at No. 8 Creighton	12/11/20	*	28	5	7	.714	3	3	1.000	2	5	.400	0	2	2	4.5	2	0	0	4	0	1	15	11.2	
Doane	12/17/20	*	21	4	9	.444	0	3	.000	0	1	.000	0	1	1	4.0	0	0	3	0	0	2	8	10.7	
at No. 9 Wisconsin	12/22/20	*	30	2	7	.286	1	2	.500	5	9	.556	2	4	6	4.3	2	0	2	0	0	1	10	10.6	
Totals			8	216	28	69	.406	9	25	.360	20	35	.571	6	28	34	4.3	22	1	12	16	1	9	85	10.6

## NOTING MCGOWENS

- Transfer from Pittsburgh who was ruled eligible to play on Oct. 5 after starting two years at Pittsburgh
- Finished with 10 points, six rebounds and a pair of assists at No. 9 Wisconsin
- Had 15 points, including 3-of-3 from 3-point range, and a steal on 28 minutes vs. No. 8 Creighton
- Tallied 13 points and a season-high six rebounds in the win over South Dakota
- Scored 19 points, including a pair of 3-pointers and added five rebounds vs. North Dakota State
- Tied for team-high honors with 14 points while adding three assists and three steals in a win over McNeese State
- Was a two-year starter at Pittsburgh, starting 64 of 66 games at the school
- Averaged 11.5 points, 3.6 assists, 3.3 rebounds and 1.9 steals per game, as he ranked among ACC leaders in steals (fourth), assists (10th), assist-to-turnover ratio (15th, 1.26-to-1) and minutes played (13th, 33.8 per game)
- Posted 20 double-figure scoring games, including three games of at least 20 points (Robert Morris, Louisville, at North Carolina)
  - Started 32 games as a freshman, averaging 11.6 points, 3.2 rebounds, 1.9 steals and 1.7 assists per game, finishing third in the ACC in steals per game
  - Reached double figures 17 times and tied or set three single-game Pitt freshman records, including points (33), steals (7) and free throws (18)
  - Scored a career-high 33 points against Louisville, going 12-of-19 from the field against the Cardinals
  - Attended Hargrave (Va.) Military Academy as a senior, averaging 18.4 ppg, 6.3 apg, 5.4 rpg and 3.2 spg
  - Led Wren (S.C.) High School to a 25-3 record and the AAAA State Championship game in 2017 after averaging 18.3 ppg, 6.8 apg, 4.3 rpg and 3.6 spg
  - His father (Bobby) played football at Clemson before transferring to South Carolina State to play both football and basketball, finishing as the school's all-time receiving leader and helped the school make two NCAA Tournament appearances
  - His mother (Pam) played basketball at Western Carolina and is a high school basketball coach
  - His younger brother (Bryce) signed to play with Nebraska in 2021-22, and is ranked as high as No. 23 nationally in the class of 2021

## MISC. STATS

Category	2020-21	Career
Double-Figure Scoring	5	42
Double-Figure Rebounding	0	0
Double-Figure Assists	0	0
Double-Doubles	0	0
Led NU in Scoring	1	0
Led NU in Rebounding	1	1
Led NU in Assists	0	0
20+ Point Games	0	7
30+ Point Games	0	3

## TOP PERFORMANCES OF 2020-21

Category	No.	Opponent (Date)
Points	19	North Dakota State (11/28)
	15	at Creighton (12/11)
	14	McNeese State (11/25)
Rebounds	9	Georgia Tech (12/9)
	6	South Dakota (12/1)
	6	at Wisconsin (12/22)
Assists	3	McNeese State (11/25)
	3	Doane (12/17)
Steals	3	McNeese State (11/25)
	2	Doane (12/17)



**#3 ELIJAH WOOD** | 6-5 | 174 | Fr. | G | Potomac, Md.

**CAREER STATS**

Year	GP	GS	Min	Avg	Total							Rebounds													
					FG	FGA	Pct	3FG	3FGA	Pct	FT	FTA	Pct	Off	Def	Tot	Avg	PF	FO	Ast	TO	Blk	Stl	Pts	Avg
2020-21	5	0	25	5.0	3	9	.333	2	8	.250	0	0	.000	0	5	5	1.0	0	0	3	2	0	1	8	1.6
<b>TOTAL</b>	<b>5</b>	<b>0</b>	<b>25</b>	<b>5.0</b>	<b>3</b>	<b>9</b>	<b>.333</b>	<b>2</b>	<b>8</b>	<b>.250</b>	<b>0</b>	<b>0</b>	<b>.000</b>	<b>0</b>	<b>5</b>	<b>5</b>	<b>1.0</b>	<b>0</b>	<b>0</b>	<b>3</b>	<b>2</b>	<b>0</b>	<b>1</b>	<b>8</b>	<b>1.6</b>

**2020-21 GAME BY GAME**

Opponent	Date	GS	Min	TOTAL			3-PTS			FT	FTA	Pct	REBOUNDS				PF	FO	A	TO	Blk	Stl	Pts	Avg
				FG	FGA	Pct	3FG	FGA	Pct				Off	Def	Tot	Avg								
McNeese State	11/25/20	9	0	2	.000	0	2	.000	0	0	.000	0	2	2	2.0	0	0	2	0	0	0	0	0	0.0
Nevada	11/26/20		DNP																					
North Dakota State	11/28/20	2	0	1	.000	0	1	.000	0	0	.000	0	0	0	1.0	0	0	0	1	0	1	0	0	0.0
South Dakota	12/1/20		DNP																					
Georgia Tech	12/9/20		DNP																					
at No. 8 Creighton	12/11/20	2	0	1	.000	0	1	.000	0	0	.000	0	0	0	0.7	0	0	0	1	0	0	0	0	0.0
Doane	12/17/20	12	3	5	.600	2	4	.500	0	0	.000	0	3	3	1.3	0	0	1	0	0	0	0	8	2.0
at No. 9 Wisconsin	12/22/20	0	0	0	.000	0	0	.000	0	0	.000	0	0	0	1.0	0	0	0	0	0	0	0	0	1.6
<b>Totals</b>		<b>0</b>	<b>25</b>	<b>3</b>	<b>9</b>	<b>.333</b>	<b>2</b>	<b>8</b>	<b>.250</b>	<b>0</b>	<b>0</b>	<b>.000</b>	<b>0</b>	<b>5</b>	<b>5</b>	<b>1.0</b>	<b>0</b>	<b>0</b>	<b>3</b>	<b>2</b>	<b>0</b>	<b>1</b>	<b>8</b>	<b>1.6</b>

**NOTING WOOD**


- Freshman guard who was originally going to go to Hargrave Military Academy, but reclassified into the class of 2020
- Played the final 30 seconds against No. 9 Wisconsin, but had no stats
- Enjoyed his best game of the year with eight points, including a 3-pointer to beat the first-half buzzer, three rebounds and an assist against Doane
- Made his debut against McNeese State, dishing out two assists and grabbing a pair of rebounds in nine minutes
- Spent senior year at Berkmar (Ga.) High School, averaging 10.0 ppg, 2.0 apg and 1.5 spg in helping the school to an 18-10 record and a Class AAAAAA (largest class in Georgia) quarterfinal appearance
- Averaged 11 ppg, 5.4 rpg, 4.1 apg and 1.8 bpg at Bethesda-Chevy Chase High School, reaching double figures 12 times and dishing out five or more assists eight times
- Chose Nebraska over schools such as Florida, Mississippi, Providence and TCU after reclassifying in June
- Father (Anthony) played at Hampton University, leading the team with 5.4 assists per game in 1988-89

**MISC. STATS**

Category	2020-21	Career
Double-Figure Scoring	0	0
Double-Figure Rebounding	0	0
Double-Figure Assists	0	0
Double-Doubles	0	0
Led NU in Scoring	0	0
Led NU in Rebounding	0	0
Led NU in Assists	0	0
20+ Point Games	0	0
30+ Point Games	0	0

**TOP PERFORMANCES OF 2020-21**

Category	No.	Opponent (Date)
Points	8	Doane (12/17)
Rebounds	3	Doane (12/17)
	2	McNeese State (11/25)
Assists	2	McNeese State (11/25)



#4 SHAMIEL STEVENSON | 6-6 | 245 | Jr. | G/F | Toronto, Ontario, Canada

## CAREER STATS

Year	GP	GS	Min	Avg	Total									Rebounds				PF	FO	Ast	TO	Blk	Stl	Pts	Avg
					FG	FGA	Pct	3FG	3FGA	Pct	FT	FTA	Pct	Off	Def	Tot	Avg								
2017-18*	32	13	761	23.8	95	188	.505	15	40	.375	68	112	.607	27	114	141	4.4	50	2	33	72	8	16	273	8.5
2018-19*	4	0	32	8.0	7	12	.583	1	1	1.000	0	1	.000	0	7	7	1.8	3	0	1	3	1	3	15	3.8
2020-21	8	0	131	16.4	15	31	.484	1	11	.091	17	22	.773	6	15	21	2.6	18	0	7	12	1	6	48	6.0
<b>TOTAL</b>	<b>8</b>	<b>0</b>	<b>131</b>	<b>16.4</b>	<b>15</b>	<b>31</b>	<b>.484</b>	<b>1</b>	<b>11</b>	<b>.091</b>	<b>17</b>	<b>22</b>	<b>.773</b>	<b>6</b>	<b>15</b>	<b>21</b>	<b>2.6</b>	<b>18</b>	<b>0</b>	<b>7</b>	<b>12</b>	<b>1</b>	<b>6</b>	<b>48</b>	<b>6.0</b>
<i>All*</i>	<i>40</i>	<i>13</i>	<i>892</i>	<i>22.3</i>	<i>110</i>	<i>219</i>	<i>.502</i>	<i>16</i>	<i>51</i>	<i>.314</i>	<i>85</i>	<i>134</i>	<i>.634</i>	<i>33</i>	<i>129</i>	<i>162</i>	<i>4.1</i>	<i>68</i>	<i>2</i>	<i>40</i>	<i>84</i>	<i>9</i>	<i>22</i>	<i>321</i>	<i>8.0</i>

\* Statistics from Pittsburgh

## 2020-21 GAME BY GAME

Opponent	Date	GS	Min	TOTAL			3-PTS			FT	FTA	Pct	REBOUNDS				PF	FO	A	TO	Blk	Stl	Pts	Avg
				FG	FGA	Pct	3FG	FGA	Pct				Off	Def	Tot	Avg								
McNeese State	11/25/20	22	4	4	1.000	0	0	.000	6	8	.750	3	3	6	6.0	3	0	2	0	0	2	14	14.0	
Nevada	11/26/20	21	3	5	.600	0	1	.000	3	3	1.000	0	3	3	4.5	3	0	0	2	0	0	9	11.5	
North Dakota State	11/28/20	12	1	3	.333	0	2	.000	1	2	.500	0	1	1	3.3	4	0	0	1	0	0	3	8.7	
South Dakota	12/1/20	27	4	7	.571	0	2	.000	3	5	.600	1	3	4	3.5	3	0	1	2	0	2	11	9.3	
Georgia Tech	12/9/20	16	1	2	.500	0	0	.000	0	0	.000	1	2	3	3.4	1	0	0	1	0	0	2	7.8	
at No. 8 Creighton	12/11/20	17	1	6	.167	0	3	.000	0	0	.000	1	2	3	3.3	2	0	1	2	0	0	2	6.8	
Doane	12/17/20	16	1	3	.333	1	2	.500	4	4	1.000	0	1	1	3.0	2	0	3	3	1	2	7	6.9	
at No. 9 Wisconsin	12/22/20	1	0	1	.000	0	1	.000	0	0	.000	0	0	0	2.6	0	0	0	1	0	0	0	6.0	
Totals		0	131	15	31	.484	1	11	.091	17	22	.773	6	15	21	2.6	18	0	7	12	1	6	48	6.0

## NOTING STEVENSON

- Transfer who provides a physical presence as well as the ability to stretch out to 3-point range coming off the bench
- Saw limited duty off the bench against No. 9 Wisconsin
- Tallied seven points and a season-high three assists in 16 minutes off the bench against Doane
- Had two points and three boards in 17 minutes at No. 8 Creighton
- Had two points and three rebounds in 16 minutes of work against Georgia Tech
- Keyed NU's win over South Dakota with 11 points, four rebounds and two steals in 27 minutes off the bench
- Totaled nine points and three boards in 21 minutes against Nevada
- Tied for game-high honors against McNeese State, hitting all four shots from the field and added six rebounds, two assists and two steals in 22 minutes
- Sat out the 2019-20 season following his NCAA appeal being denied on Nov. 26, 2019
- Played in 32 games, including 13 starts at Pittsburgh in 2017-18, averaging 8.5 points on 51 percent shooting and 4.4 rebounds per game to rank second on the Panthers in rebounds
- Reached double figures 13 times, including a career-high 19 points against Montana
- Played at Hillcrest (Ariz.) Prep, averaging 14.2 ppg and 6.3 rpg and was selected to play in the 2017 BioSteel All-Canadian Game

## MISC. STATS

Category	2020-21	Career
Double-Figure Scoring	1	14
Double-Figure Rebounding	0	0
Double-Figure Assists	0	0
Double-Doubles	0	0
Led NU in Scoring	1	1
Led NU in Rebounding	0	0
Led NU in Assists	0	0
20+ Point Games	0	0
30+ Point Games	0	0

## TOP PERFORMANCES OF 2020-21

Category	No.	Opponent (Date)
Points	14	McNeese State (11/25)
	11	South Dakota (12/1)
Rebounds	6	McNeese State (11/25)
	5	South Dakota (12/1)
Assists	3	Doane (12/17)
	2	McNeese State (11/25)
Steals	2	McNeese State (11/25)
	2	South Dakota (12/1)
	2	Doane (12/17)



**#10 KOBE WEBSTER** | 6-0 | 172 | Sr. | G | Indianapolis, Ind.

**CAREER STATS**

Year	GP	GS	Min	Avg	Total					Rebounds					PF	FO	Ast	TO	Blk	Stl	Pts	Avg			
					FG	FGA	Pct	3FG	3FGA	Pct	FT	FTA	Pct	Off									Def	Tot	Avg
2017-18*	28	28	935	33.4	165	383	.431	59	161	.366	57	73	.781	10	106	116	4.1	44	0	97	63	3	20	446	15.9
2018-19*	31	31	1054	34.0	195	455	.429	76	184	.413	60	85	.706	14	123	137	4.4	60	0	97	50	1	34	526	17.0
2019-20*	26	26	876	33.7	173	415	.417	49	147	.333	50	64	.781	12	71	83	3.2	37	0	93	54	3	23	445	17.1
2020-21	8	0	170	21.3	28	59	.475	14	36	.389	8	12	.667	1	15	16	2.0	10	0	12	7	1	6	78	9.8
<b>TOTAL</b>	<b>8</b>	<b>0</b>	<b>170</b>	<b>21.3</b>	<b>28</b>	<b>59</b>	<b>.475</b>	<b>14</b>	<b>36</b>	<b>.389</b>	<b>8</b>	<b>12</b>	<b>.667</b>	<b>1</b>	<b>15</b>	<b>16</b>	<b>2.0</b>	<b>10</b>	<b>0</b>	<b>12</b>	<b>7</b>	<b>1</b>	<b>6</b>	<b>78</b>	<b>9.8</b>
All*	93	85	3035	32.6	561	1312	.428	198	528	.375	175	234	.748	37	315	352	3.8	151	0	299	174	8	83	1495	16.1

\* Statistics from Western Illinois

**2020-21 GAME BY GAME**

Opponent	Date	GS	Min	TOTAL			3-PTS			FT	FTA	Pct	REBOUNDS				PF	FO	A	TO	Blk	Stl	Pts	Avg
				FG	FGA	Pct	3FG	FGA	Pct				Off	Def	Tot	Avg								
McNeese State	11/25/20	24	5	7	.714	1	3	.333	2	2	1.000	0	2	2	2.0	0	0	2	0	0	2	13	13.0	
Nevada	11/26/20	20	4	10	.400	2	6	.333	3	4	.750	0	0	0	1.0	2	0	1	2	0	3	13	13.0	
North Dakota State	11/28/20	17	1	4	.250	0	3	.000	2	2	1.000	0	4	4	2.0	1	0	2	1	0	0	4	10.0	
South Dakota	12/1/20	23	4	11	.364	2	7	.286	1	2	.500	0	4	4	2.5	2	0	0	0	0	0	11	10.3	
Georgia Tech	12/9/20	29	7	9	.778	6	7	.857	0	0	.000	0	2	2	2.4	4	0	1	2	0	0	20	12.2	
at No. 8 Creighton	12/11/20	24	2	8	.250	1	5	.200	0	2	.000	0	1	1	2.2	0	0	2	2	1	0	5	11.0	
Doane	12/17/20	20	5	7	.714	2	3	.667	0	0	.000	1	2	3	2.3	1	0	2	0	0	1	12	11.1	
at No. 9 Wisconsin	12/22/20	14	0	3	.000	0	2	.000	0	0	.000	0	0	0	2.0	0	0	2	0	0	0	0	9.8	
<b>Totals</b>		0	170	28	59	.475	14	36	.389	8	12	.667	1	15	16	2.0	10	0	12	7	1	6	78	9.8

**NOTING WEBSTER**

- Graduate transfer who adds experience and playmaking ability in the guard spot
- Dished out a pair of assists but missed his three shots from the floor at No. 9 Wisconsin
- Tallied 12 points on 5-of-7 shooting and a pair of assists in 20 minutes against Doane
- Enjoyed a career night against Georgia Tech, hitting 7-of-9 shots from the floor, including a career-high six 3-pointers, as part of a 20-point night
- Came off the bench and had 11 points and four boards in 22 minutes against South Dakota
- Totaled 13 points, including a pair of 3-pointers, in 20 minutes off the bench against Nevada
- Made a strong debut with 13 points on 5-of-7 shooting, two assists and two steals against McNeese State
- Three-year starter at Western Illinois, starting 85 games and earning All-Summit League honors in 2019 and 2020
- Started 26 games at WIU in 2019-20, averaging 17.1 points, 3.6 assists and 3.2 rebounds per game en route to second-team all-conference honors
- Ranked among league leaders in scoring (sixth), assists (fifth) and assist-to-turnover ratio (1.72-to-1, fourth)
- Had six 20-point games, including a school-record 40-point performance against Omaha, in 2019-20
- Garnered second-team all-Summit League honors in 2018-19 after averaging 17.0 points, 4.0 rebounds and 3.1 assists per game, while finishing fifth in scoring, assist-to-turnover ratio and 3-pointers per game
- Attended Park Tudor School in Indianapolis, helping the school to a pair of state titles in 2014 and 2015 with college standouts Jaren Jackson Jr. (Michigan State) and Trevon Bluiett (Xavier)
- Started three seasons at Park Tutor, averaging 16 points, four rebounds and four assists per game as a senior to earn third-team all-state by the AP
- Invited to the Indiana's Top 60 showcase following a junior campaign when he averaged 14.5 points and 3.7 assists per game
- Played his AAU ball with the Indiana Elite, winning a national championship in 2015
- Graduated with a degree in management in three years and was a first-team Academic All-District pick in 2019
- Pursuing a master's degree in higher education administration at Nebraska

**MISC. STATS**

Category	2020-21	Career
Double-Figure Scoring	5	77
Double-Figure Rebounding	0	1
Double-Figure Assists	0	0
Double-Doubles	0	1
Led NU in Scoring	1	1
Led NU in Rebounding	0	0
Led NU in Assists	0	0
20+ Point Games	1	25
30+ Point Games	0	1
40+ Point Games	0	1

\*-Includes Western Illinois

**TOP PERFORMANCES OF 2020-21**

Category	No.	Opponent (Date)
Points	20	Georgia Tech (12/9)
	13	McNeese State (11/25)
	13	Nevada (11/26)
Rebounds	4	North Dakota State (11/28)
	4	South Dakota (12/1)
Assists	2	North Dakota State (11/28)
	2	McNeese State (11/25)
	2	Doane (12/17)
	2	at Wisconsin (12/22)
Steals	3	Nevada (11/26)
	2	McNeese State (11/25)



#11 LAT MAYEN | 6-9 | 205 | Jr. | F | Adelaide, Australia

## CAREER STATS

Year	GP	GS	Total											Rebounds				PF	FO	Ast	TO	Blk	Stl	Pts	Avg
			Min	Avg	FG	FGA	Pct	3FG	3FGA	Pct	FT	FTA	Pct	Off	Def	Tot	Avg								
2018-19*	17	0	134	7.9	11	26	.423	7	20	.350	7	9	.778	5	16	21	1.2	14	0	4	11	4	4	36	2.1
2020-21	8	8	194	24.3	19	58	.328	11	40	.275	7	12	.583	13	30	43	5.4	20	0	9	13	5	4	56	7.0
<b>TOTAL</b>	<b>8</b>	<b>8</b>	<b>194</b>	<b>24.3</b>	<b>19</b>	<b>58</b>	<b>.328</b>	<b>11</b>	<b>40</b>	<b>.275</b>	<b>7</b>	<b>12</b>	<b>.583</b>	<b>13</b>	<b>30</b>	<b>43</b>	<b>5.4</b>	<b>20</b>	<b>0</b>	<b>9</b>	<b>13</b>	<b>5</b>	<b>4</b>	<b>56</b>	<b>7.0</b>
<i>All*</i>	<i>25</i>	<i>8</i>	<i>328</i>	<i>13.1</i>	<i>30</i>	<i>84</i>	<i>.357</i>	<i>18</i>	<i>60</i>	<i>.300</i>	<i>14</i>	<i>21</i>	<i>.667</i>	<i>18</i>	<i>46</i>	<i>64</i>	<i>2.6</i>	<i>34</i>	<i>0</i>	<i>13</i>	<i>24</i>	<i>9</i>	<i>8</i>	<i>92</i>	<i>3.7</i>

\* Statistics from TCU

## 2020-21 GAME BY GAME

Opponent	Date	GS	Min	TOTAL			3-PTS			REBOUNDS			PF	FO	A	TO	Blk	Stl	Pts	Avg					
				FG	FGA	Pct	3FG	FGA	Pct	Off	Def	Tot									Avg				
McNeese State	11/25/20	*	24	5	11	.455	3	7	.429	0	0	.000	3	3	6	6.0	2	0	1	1	0	0	13	13.0	
Nevada	11/26/20	*	27	2	9	.222	2	9	.222	1	3	.333	0	5	5	5.5	4	0	1	1	0	1	7	10.0	
North Dakota State	11/28/20	*	22	4	7	.571	3	6	.500	1	2	.500	1	3	4	5.0	3	0	1	1	0	0	12	10.7	
South Dakota	12/1/20	*	31	2	8	.250	2	4	.500	0	0	.000	4	8	12	6.8	2	0	4	4	1	1	6	9.5	
Georgia Tech	12/9/20	*	27	2	5	.400	1	3	.333	2	2	1.000	1	3	4	6.2	4	0	0	2	0	0	7	9.0	
at No. 8 Creighton	12/11/20	*	18	0	1	.000	0	1	.000	2	2	1.000	0	4	4	5.8	4	0	1	3	0	0	2	7.8	
Doane	12/17/20	*	18	2	8	.250	0	4	.000	0	1	.000	3	3	6	5.9	0	0	1	0	1	0	4	7.3	
at No. 9 Wisconsin	12/22/20	*	28	2	9	.222	0	6	.000	1	2	.500	1	1	2	5.4	1	0	0	1	3	2	5	7.0	
<b>Totals</b>			<b>8</b>	<b>194</b>	<b>19</b>	<b>58</b>	<b>.328</b>	<b>11</b>	<b>40</b>	<b>.275</b>	<b>7</b>	<b>12</b>	<b>.583</b>	<b>13</b>	<b>30</b>	<b>43</b>	<b>5.4</b>	<b>20</b>	<b>0</b>	<b>9</b>	<b>13</b>	<b>5</b>	<b>4</b>	<b>56</b>	<b>7.0</b>

## NOTING MAYEN

- Junior college transfer who has impressed coaches with his shooting and work ethic
- Totaled five points, two boards and a career-high three blocked shots at No. 9 Wisconsin
- Played just 18 minutes because of foul trouble and was held to two points and four rebounds at No. 8 Creighton
- Battled foul trouble, finishing with seven points and four boards in 27 minutes against Georgia Tech
- Grabbed a career-high 12 boards and dished out a personal best four assists in 31 minutes vs. South Dakota
- Reached double figures for the second time with 12 points, including a trio of 3-pointers, and four rebounds against North Dakota State
- Had seven points and five rebounds in a loss to Nevada
- Finished with a career-high 13 points, including a trio of 3-pointers, and six boards against McNeese State
- Rated the No. 18 JUCO nationally in 2019-20 at Chipola (Fla.) College, as he averaged 11.8 points, 8.4 rebounds and 2.7 assists per game
- Shot 38 percent from 3-point range while posting eight double-doubles on the year
- Played in 17 games at TCU in 2018-19 before a knee injury ended his redshirt freshman season
- Averaged 2.1 points and 1.2 rebounds per game off the bench, highlighted by a 12-point, six-rebound effort against West Virginia
- Was one of the top recruits in Australia in the 2017 class, as he was a four-star recruit and the No. 2 ranked player in Australia by AUSA Hoops
- Was a member of the Australian National Program, playing in the 2016 Albert Schweitzer Tournament in Germany on the U18 team and was in the U19 National Team program.
- Averaged 12.0 points, 5.3 rebounds and 0.8 assists for Basketball Australia Centre of Excellence during the 2016-17 season, shooting 39.5 percent from 3-point range

## MISC. STATS

Category	2020-21	Career
Double-Figure Scoring	0	0
Double-Figure Rebounding	1	1
Double-Figure Assists	0	0
Double-Doubles	0	0
Led NU in Scoring	0	0
Led NU in Rebounding	1	1
Led NU in Assists	1	1
20+ Point Games	0	0
30+ Point Games	0	0

## TOP PERFORMANCES OF 2020-21

Category	No.	Opponent (Date)
Points	13	McNeese State (11/25)
	12	North Dakota State (11/28)
Rebounds	12	South Dakota (12/1)
	6	Doane (12/17)
	6	McNeese State (11/25)
Assists	4	South Dakota (12/1)





**#13 DERRICK WALKER** | 6-8 | 232 | Jr. | F | Kansas City, Mo.

**CAREER STATS**

Year	GP	GS	Min	Avg	Total					Rebounds				PF	FO	Ast	TO	Blk	Stl	Pts	Avg				
					FG	FGA	Pct	3FG	3FGA	Pct	FT	FTA	Pct									Off	Def	Tot	Avg
2017-18*	34	0	299	8.8	28	47	.596	0	0	.000	10	25	.400	29	46	75	2.2	43	0	9	21	7	3	66	1.9
2018-19*	30	0	160	5.3	10	19	.526	0	0	.000	5	19	.263	8	24	32	1.1	28	0	7	6	3	6	25	0.8
<b>All*</b>	<b>64</b>	<b>0</b>	<b>459</b>	<b>7.2</b>	<b>38</b>	<b>66</b>	<b>.576</b>	<b>0</b>	<b>0</b>	<b>.000</b>	<b>15</b>	<b>44</b>	<b>.341</b>	<b>37</b>	<b>70</b>	<b>107</b>	<b>1.7</b>	<b>71</b>	<b>0</b>	<b>16</b>	<b>27</b>	<b>10</b>	<b>9</b>	<b>91</b>	<b>1.4</b>

\* Statistics from Tennessee

**2020-21 GAME BY GAME**

Opponent	Date	GS	Min	TOTAL			3-PTS			FT	FTA	Pct	REBOUNDS				PF	FO	A	TO	Blk	Stl	Pts	Avg	
				FG	FGA	Pct	3FG	FGA	Pct				Off	Def	Tot	Avg									
McNeese State	11/25/20	DNP																							
Nevada	11/26/20	DNP																							
North Dakota State	11/28/20	DNP																							
South Dakota	12/1/20	DNP																							
Georgia Tech	12/9/20	DNP																							
at No. 8 Creighton	12/11/20	DNP																							
Doane	12/17/20	DNP																							
No. 9 Wisconsin	12/22/20	DNP																							

**NOTING WALKER**


- Walker sat out the 2019-20 season after transferring from Tennessee and is scheduled to make his Husker debut in January after sitting out the first 11 games of the 2020-21 season
- Was named to the Tom Osborne Citizenship Team in 2019-20 and was selected to represent Nebraska at the Black Student-Athlete Summit in Austin, Texas, in January of 2020
- Played in 30 games at Tennessee in 2018-19 as the Volunteers reached the NCAA Sweet 16
- Helped the Volunteers to an SEC title in 2017-18, playing in 34 games and averaging 1.9 points and 2.2 rebounds per outing
- A four-star prospect by ESPN who played at Sunrise (Kan.) Christian Academy, averaging 14 points and seven rebounds per game in 2016-17
- Played on MOKAN Elite AAU program with NBA first-round picks Trae Young and Michael Porter Jr.
- Spent freshman-junior years at Raytown High School, the alma mater of former Husker great and current Los Angeles Clippers Coach Tyrone Lue

**MISC. STATS**

Category	2020-21	Career
Double-Figure Scoring	0	0
Double-Figure Rebounding	0	0
Double-Figure Assists	0	0
Double-Doubles	0	0
Led NU in Scoring	0	0
Led NU in Rebounding	0	0
Led NU in Assists	0	0
20+ Point Games	0	0
30+ Point Games	0	0

**TOP PERFORMANCES OF 2020-21**

Category	No.	Opponent (Date)
Points	NA	
Rebounds	NA	
Assists	NA	



## #14 TREVOR LAKES | 6-7 | 215 | Sr. | F | Lebanon, Ind.

### CAREER STATS

Year	GP	GS	Total											Rebounds				PF	FO	Ast	TO	Blk	Stl	Pts	Avg
			Min	Avg	FG	FGA	Pct	3FG	3FGA	Pct	FT	FTA	Pct	Off	Def	Tot	Avg								
2017-18*	28	3	378	13.5	53	118	.449	47	104	.452	4	7	.571	9	43	52	1.9	43	0	12	14	6	12	157	5.6
2018-19*	25	25	751	30.0	119	278	.428	87	219	.397	27	32	.844	17	121	138	5.5	55	0	21	19	17	8	352	14.1
2019-20*	30	28	966	32.2	157	354	.444	101	254	.398	55	69	.797	25	162	187	6.2	60	0	29	27	18	20	470	15.7
2020-21	2	0	43	21.5	4	7	.571	4	6	.667	0	1	.000	1	8	9	4.5	1	0	2	0	1	0	12	6.0
<b>TOTAL</b>	<b>2</b>	<b>0</b>	<b>43</b>	<b>21.5</b>	<b>4</b>	<b>7</b>	<b>.571</b>	<b>4</b>	<b>6</b>	<b>.667</b>	<b>0</b>	<b>1</b>	<b>.000</b>	<b>1</b>	<b>8</b>	<b>9</b>	<b>4.5</b>	<b>1</b>	<b>0</b>	<b>2</b>	<b>0</b>	<b>1</b>	<b>0</b>	<b>12</b>	<b>6.0</b>
<b>All*</b>	<b>85</b>	<b>56</b>	<b>2138</b>	<b>25.2</b>	<b>333</b>	<b>757</b>	<b>.440</b>	<b>239</b>	<b>583</b>	<b>.410</b>	<b>86</b>	<b>109</b>	<b>.789</b>	<b>52</b>	<b>334</b>	<b>386</b>	<b>4.5</b>	<b>159</b>	<b>0</b>	<b>64</b>	<b>60</b>	<b>42</b>	<b>40</b>	<b>991</b>	<b>11.7</b>

\* Statistics from University of Indianapolis

### 2020-21 GAME BY GAME

Opponent	Date	GS	Min	TOTAL			3-PTS			FT	FTA	Pct	REBOUNDS				PF	FO	A	TO	Blk	Stl	Pts	Avg	
				FG	FGA	Pct	3FG	FGA	Pct				Off	Def	Tot	Avg									
McNeese State	11/25/20	DNP																							
Nevada	11/26/20	DNP																							
North Dakota State	11/28/20	DNP																							
South Dakota	12/1/20	DNP																							
Georgia Tech	12/9/20	DNP																							
at No. 8 Creighton	12/11/20	DNP																							
Doane	12/17/20		26	4	5	.800	4	5	.800	0	1	.000	1	5	6	6.0	0	0	2	0	0	0	0	12	12.0
at No. 9 Wisconsin	12/22/20		17	0	2	.000	0	1	.000	0	0	.000	0	3	3	4.5	1	0	0	0	1	0	0	0	6.0
Totals			0	43	4	7	.571	4	6	.667	0	1	.000	1	8	9	4.5	1	0	2	0	1	0	12	6.0

### NOTING LAKES

- Transfer from Division II University of Indianapolis who was ruled eligible on Dec. 17
- Went scoreless, but grabbed three boards and blocked a shot in 16 minutes at No. 9 Wisconsin
- Made an immediate impact, hitting 4-of-5 shots from 3-point range and adding six rebounds against Doane
- Averaged 15.7 points and 6.2 rebounds per game last season while leading his conference in 3-pointers per game (3.4/gm) for the second straight year, helping Indianapolis to a 24-6 record and a No. 1 seed in the 2020 NCAA Division II Regional Tournament
  - Collected All-GLVC honors as a sophomore in 2018-19, as he led the team in scoring at 14.1 ppg, while pulling down 5.5 rebounds per contest. Lakes paced the conference with 3.5 3-pointers per game and shot 39.7 percent from 3-point range, while ranking among conference leaders in scoring (11th) and rebounding (12th)
  - Played at Lebanon High School, averaging 22.5 points, 6.7 rebounds and 1.5 blocks per game as a senior en route to earning IBCA Honorable Mention All-State honors

### MISC. STATS

Category	2020-21	Career
Double-Figure Scoring	1	52
Double-Figure Rebounding	0	2
Double-Figure Assists	0	0
Double-Doubles	0	2
Led NU in Scoring	0	0
Led NU in Rebounding	0	0
Led NU in Assists	0	0
20+ Point Games	0	15
30+ Point Games	0	0

### TOP PERFORMANCES OF 2020-21

Category	No.	Opponent (Date)
Points	12	Doane (12/17)
Rebounds	6	Doane (12/17)
	3	at Wisconsin (12/22)
Assists	2	Doane (12/17)



**#21 JACE PIATKOWSKI** | 6-3 | 184 | R-Fr. | G | Omaha, Neb.

**CAREER STATS**

Year	GP	GS	Min	Avg	Total							Rebounds													
					FG	FGA	Pct	3FG	3FGA	Pct	FT	FTA	Pct	Off	Def	Tot	Avg	PF	FO	Ast	TO	Blk	Stl	Pts	Avg
2020-21	3	0	8	2.7	1	1	1.000	1	1	1.000	0	0	.000	1	0	1	0.3	0	0	0	0	0	0	3	1.0
<b>TOTAL</b>	<b>3</b>	<b>0</b>	<b>8</b>	<b>2.7</b>	<b>1</b>	<b>1</b>	<b>1.000</b>	<b>1</b>	<b>1</b>	<b>1.000</b>	<b>0</b>	<b>0</b>	<b>.000</b>	<b>1</b>	<b>0</b>	<b>1</b>	<b>0.3</b>	<b>0</b>	<b>0</b>	<b>0</b>	<b>0</b>	<b>0</b>	<b>0</b>	<b>3</b>	<b>1.0</b>

**2020-21 GAME BY GAME**

Opponent	Date	GS	Min	TOTAL			3-PTS			FT			REBOUNDS				PF	FO	A	TO	Blk	Stl	Pts	Avg
				FG	FGA	Pct	3FG	FGA	Pct	FT	FTA	Pct	Off	Def	Tot	Avg								
McNeese State	11/25/20	4	1	1	1.000	1	1	1.000	0	0	.000	0	0	0	0.0	0	0	0	0	0	0	3	3.0	
Nevada	11/26/20	DNP																						
North Dakota State	11/28/20	2	0	0	.000	0	0	.000	0	0	.000	1	0	1	0.5	0	0	0	0	0	0	0	1.5	
South Dakota	12/1/20	DNP																						
Georgia Tech	12/9/20	DNP																						
at No. 8 Creighton	12/11/20	2	0	0	.000	0	0	.000	0	0	.000	0	0	0	0.3	0	0	0	0	0	0	0	1.0	
Doane	12/17/20	DNP																						
No. 9 Wisconsin	12/22/20	DNP																						
<b>Totals</b>		0	8	1	1	1.000	1	1	1.000	0	0	.000	1	0	1	0.3	0	0	0	0	0	0	3	1.0

**NOTING PIATKOWSKI**

- Made his debut and hit a 3-pointer in four minutes against McNeese State
- Played the final 1:43 at Creighton, but had no stats
- Walk-on who redshirted during the 2019-20 season
- Played at Elkhorn South, averaging 18.6 points and 3.3 rebounds per game as a senior, highlighted by a 36-point performance against Lincoln High, to earn honorable-mention all-state honors from the Omaha World-Herald
- Was AAU teammates with fellow Huskers Akol Arop and Bret Porter
- His father (Eric) played at Nebraska from 1991-94 and spent 14 years in the NBA
- The elder Piatkowski ranks second in school history with 1,934 points and was a two-time All-Big Eight pick and 1994 Big Eight Tournament MVP

**MISC. STATS**

Category	2020-21	Career
Double-Figure Scoring	0	0
Double-Figure Rebounding	0	0
Double-Figure Assists	0	0
Double-Doubles	0	0
Led NU in Scoring	0	0
Led NU in Rebounding	0	0
Led NU in Assists	0	0
20+ Point Games	0	0
30+ Point Games	0	0

**TOP PERFORMANCES OF 2020-21**

Category	No.	Opponent (Date)
Points	3	McNeese State (11/25)
Rebounds	1	North Dakota State (11/28)
Assists	NA	



#24 YVAN OUEDRAOGO | 6-9 | 245 | So. | F | Bordeaux, France

## CAREER STATS

Year	GP	GS	Total		Total									Rebounds				PF	FO	Ast	TO	Blk	Stl	Pts	Avg
			Min	Avg	FG	FGA	Pct	3FG	3FGA	Pct	FT	FTA	Pct	Off	Def	Tot	Avg								
2019-20	32	30	682	21.3	70	168	.417	0	0	.000	41	86	.477	90	113	203	6.3	52	0	15	48	9	13	181	5.7
2020-21	8	1	146	18.3	13	32	.406	0	0	.000	14	23	.609	21	25	46	5.8	17	0	5	4	7	4	40	5.0
<b>TOTAL</b>	<b>40</b>	<b>31</b>	<b>828</b>	<b>20.7</b>	<b>83</b>	<b>200</b>	<b>.415</b>	<b>0</b>	<b>0</b>	<b>.000</b>	<b>55</b>	<b>109</b>	<b>.505</b>	<b>111</b>	<b>138</b>	<b>249</b>	<b>6.2</b>	<b>69</b>	<b>0</b>	<b>20</b>	<b>52</b>	<b>16</b>	<b>17</b>	<b>221</b>	<b>5.5</b>

## 2020-21 GAME BY GAME

Opponent	Date	GS	Min	TOTAL			3-PTS			REBOUNDS			PF	FO	A	TO	Blk	Stl	Pts	Avg				
				FG	FGA	Pct	3FG	FGA	Pct	FT	FTA	Pct									Off	Def	Tot	Avg
McNeese State	11/25/20	23	3	12	.250	0	0	.000	3	5	.600	3	4	7	7.0	2	0	0	1	0	2	9	9.0	
Nevada	11/26/20	15	0	1	.000	0	0	.000	2	3	.667	3	0	3	5.0	4	0	1	1	0	1	2	5.5	
North Dakota State	11/28/20	19	2	5	.400	0	0	.000	0	2	.000	5	2	7	5.7	1	0	0	1	0	1	4	5.0	
South Dakota	12/1/20	18	1	1	1.000	0	0	.000	0	0	.000	1	4	5	5.5	2	0	0	0	2	0	2	4.3	
Georgia Tech	12/9/20	12	0	1	.000	0	0	.000	0	0	.000	1	0	1	4.6	0	0	0	0	0	0	0	3.4	
at No. 8 Creighton	12/11/20	18	1	3	.333	0	0	.000	2	3	.667	2	2	4	4.5	3	0	2	1	2	0	4	3.5	
Doane	12/17/20	18	3	5	.600	0	0	.000	7	10	.700	4	9	13	5.7	3	0	1	1	0	0	13	4.9	
at No. 9 Wisconsin	12/22/20	*	24	3	4	.750	0	0	.000	0	0	.000	2	4	6	5.8	2	0	1	0	2	1	6	5.0
Totals		1	146	13	32	.406	0	0	.000	14	23	.609	21	25	46	5.8	17	0	5	4	7	4	40	5.0

## NOTING OUEDRAOGO


- Spent most of the summer in France during the pandemic and worked on his body, losing nearly 20 pounds and becoming more explosive
- Made his first start of the season at No. 9 Wisconsin, finishing with six points, six boards and two blocked shots
- Scored a career-high 13 points and added 13 boards in 18 minutes of work against Doane for his first double-double of the season
- Finished with four points, four boards, two blocks and two assists in 19 minutes at No. 8 Creighton
- Had two points, five boards and two blocked shots in 18 minutes against South Dakota, posting a team-best +15 plus/minus ratio
- Grabbed seven boards in 18 minutes against North Dakota State
- Totaled nine points and seven boards in 24 minutes off the bench against McNeese State
- Started 30 games as a 17-year-old, averaging 5.7 points and a team-high 6.3 rebounds per game in 2019-20, ranking third among Big Ten freshmen in rebounding
- Set school freshman marks for season rebounds (203) and double-doubles (three)
- Established a school freshman single-game record with 19 rebounds against Northwestern on March 1, 2020, breaking the previous mark of 17 set two other times
- Made significant strides, averaging 6.8 points and 7.6 rebounds per game over the Huskers' final nine games, including two of his three double-doubles
- Spent the summer of 2019 playing for the French U-18 National Team, helping France to a 6-1 record and fifth-place finish at the European Championships
- Attended the National Institute of Sport, Expertise and Performance (INSEP), a program which produced Clint Capela, Boris Diaw and Tony Parker, among others
- Represented France in the 2018 FIBA U-16 European Championships, when he averaged 12.7 points and 9.7 rebounds per game to earn team MVP honors

## MISC. STATS

Category	2020-21	Career
Double-Figure Scoring	1	7
Double-Figure Rebounding	1	7
Double-Figure Assists	0	0
Double-Doubles	1	4
Led NU in Scoring	0	0
Led NU in Rebounding	2	14
Led NU in Assists	0	0
20+ Point Games	0	0
30+ Point Games	0	0

## TOP PERFORMANCES OF 2020-21

Category	No.	Opponent (Date)
Points	13	Doane (12/17)
	9	McNeese State (11/25)
Rebounds	13	Doane (12/17)
	7	McNeese State (11/25)
	7	North Dakota State (11/28)
Blocks	2	South Dakota (12/1)
	2	at Creighton (12/11)
	2	at Wisconsin (12/22)



**#34 THORIR THORBJARNARSON** | 6-6 | 202 | Sr. | G | Reykjavik, Iceland

**CAREER STATS**

Year	GP	GS	Total		Total									Rebounds				PF	FO	Ast	TO	Blk	Stl	Pts	Avg
			Min	Avg	FG	FGA	Pct	3FG	3FGA	Pct	FT	FTA	Pct	Off	Def	Tot	Avg								
2017-18	9	0	19	2.1	3	7	.429	2	5	.400	0	0	.000	1	3	4	0.4	4	0	3	1	0	1	8	0.9
2018-19	25	7	307	12.3	19	56	.339	4	23	.174	8	12	.667	10	43	53	2.1	25	0	29	13	5	14	50	2.0
2019-20	32	24	935	29.2	100	221	.452	48	129	.372	32	41	.780	18	134	152	4.8	66	1	42	47	4	36	280	8.8
2020-21	8	7	204	25.5	12	42	.286	6	26	.231	3	4	.750	6	23	29	3.6	12	0	14	10	0	8	33	4.1
<b>TOTAL</b>	<b>74</b>	<b>38</b>	<b>1465</b>	<b>19.8</b>	<b>134</b>	<b>326</b>	<b>.411</b>	<b>60</b>	<b>183</b>	<b>.328</b>	<b>43</b>	<b>57</b>	<b>.754</b>	<b>35</b>	<b>203</b>	<b>238</b>	<b>3.2</b>	<b>107</b>	<b>1</b>	<b>88</b>	<b>71</b>	<b>9</b>	<b>59</b>	<b>371</b>	<b>5.0</b>

**2020-21 GAME BY GAME**

Opponent	Date	GS	Min	TOTAL			3-PTS			REBOUNDS			PF	FO	A	TO	Blk	Stl	Pts	Avg					
				FG	FGA	Pct	3FG	FGA	Pct	Off	Def	Tot									Avg				
McNeese State	11/25/20	*	26	3	9	.333	2	5	.400	0	0	.000	1	1	2	2.0	0	0	1	1	0	1	8	8.0	
Nevada	11/26/20	*	28	0	4	.000	0	4	.000	0	0	.000	0	4	4	3.0	3	0	2	0	0	1	0	4.0	
North Dakota State	11/28/20	*	29	1	5	.200	1	4	.250	0	0	.000	0	3	3	3.0	3	0	1	0	0	3	3	3.7	
South Dakota	12/1/20	*	22	0	2	.000	0	1	.000	0	0	.000	1	2	3	3.0	1	0	0	2	0	1	0	2.8	
Georgia Tech	12/9/20	*	34	1	4	.250	0	1	.000	0	0	.000	4	3	7	3.8	1	0	5	1	0	1	2	2.6	
at No. 8 Creighton	12/11/20	*	32	3	5	.600	2	3	.667	0	0	.000	0	6	6	4.2	1	0	3	4	0	0	8	3.5	
Doane	12/17/20	*	16	3	7	.429	0	3	.000	2	2	1.000	0	2	2	3.9	0	0	0	0	0	0	8	4.1	
at No. 9 Wisconsin	12/22/20		25	1	6	.167	1	5	.200	1	2	.500	0	2	2	3.6	3	0	2	2	0	1	4	4.1	
Totals			7	204	12	42	.286	6	26	.231	3	4	.750	6	23	29	3.6	12	0	14	10	0	8	33	4.1

**NOTING THORBJARNARSON**

- Returning starter who can fill a variety of roles and doesn't need to score to make a positive impact on games
- Came off the bench against Wisconsin, finishing with four points, two boards and two assists in 25 minutes
- Finished with eight points and two boards in 16 minutes against Doane
- Matched season high with eight points on 3-of-5 shooting, along with six boards and three assists at No. 8 Creighton
- Set season highs in both rebounds (seven) and assists (five) in 34 minutes against Georgia Tech
- Had three assists and a steal in 22 minutes against South Dakota
- Had three points, three steals and three rebounds in 28 minutes against Nevada
- Had eight points, including a pair of 3-pointers, against McNeese State while helping hold Dru Kuxhausen, who ranked among national 3-point leaders in 2019-20 to just 11 points on 4-of-11 shooting
- Played in all 32 games, including 24 starts, in 2019-20 and averaged 8.8 points, 4.8 rebounds, 1.3 assists and 1.1 steals per game, finishing 10th in the Big Ten in steals and 14th in 3-point percentage (.372)
- Reached double figures 13 times, including a trio of 17-point efforts (at Indiana, vs. Iowa, at Rutgers)
- Started all 20 Big Ten games, averaging 10.6 ppg, while ranking second on the team in rebounding (5.5 rpg) and third in assists (1.7 apg)
- Played for the Iceland National Team during the Games of the Small States of Europe in the summer of 2019, averaging 10 points per game
- Was in the rotation during the second half of the 2018-19 season, playing in 25 contests, including seven starts
- Nebraska's first scholarship player from Iceland and one of the few players from the nation on Division I teams
- Played for KR Reykjavik in the Icelandic League for three years (2015-17), helping the team to three straight titles and a pair of Icelandic Cups in 2016 and 2017

**MISC. STATS**

Category	2020-21	Career
Double-Figure Scoring	0	13
Double-Figure Rebounding	0	1
Double-Figure Assists	0	0
Double-Doubles	0	0
Led NU in Scoring	0	2
Led NU in Rebounding	0	8
Led NU in Assists	1	4
20+ Point Games	0	0
30+ Point Games	0	0

**TOP PERFORMANCES OF 2020-21**

Category	No.	Opponent (Date)
Points	8	McNeese State (11/25)
	8	at Creighton (12/11)
	8	Doane (12/17)
Rebounds	7	Georgia Tech (12/9)
	6	at Creighton (12/11)
	4	Nevada (11/26)
Assists	5	Georgia Tech (12/9)
	3	at Creighton (12/11)
	2	Nevada (11/26)
	2	at Wisconsin (12/22)



#35 EDUARDO ANDRE | 6-10 | 228 | Fr. | F | London, England

## CAREER STATS

Year	GP	GS	Min	Avg	Total							Rebounds							PF	FO	Ast	TO	Blk	Stl	Pts	Avg
					FG	FGA	Pct	3FG	3FGA	Pct	FT	FTA	Pct	Off	Def	Tot	Avg									
2020-21	2	0	15	7.5	5	5	1.000	0	0	.000	1	2	.500	1	3	4	2.0	3	0	1	0	2	0	11	5.5	
<b>TOTAL</b>	<b>2</b>	<b>0</b>	<b>15</b>	<b>7.5</b>	<b>5</b>	<b>5</b>	<b>1.000</b>	<b>0</b>	<b>0</b>	<b>.000</b>	<b>1</b>	<b>2</b>	<b>.500</b>	<b>1</b>	<b>3</b>	<b>4</b>	<b>2.0</b>	<b>3</b>	<b>0</b>	<b>1</b>	<b>0</b>	<b>2</b>	<b>0</b>	<b>11</b>	<b>5.5</b>	

## 2020-21 GAME BY GAME

Opponent	Date	GS	Min	TOTAL			3-PTS			FT			REBOUNDS				PF	FO	A	TO	Blk	Stl	Pts	Avg	
				FG	FGA	Pct	3FG	FGA	Pct	FT	FTA	Pct	Off	Def	Tot	Avg									
McNeese State	11/25/20	DNP																							
Nevada	11/26/20	DNP																							
North Dakota State	11/28/20	DNP																							
South Dakota	12/1/20	DNP																							
Georgia Tech	12/9/20	DNP																							
at No. 8 Creighton	12/11/20	DNP																							
Doane	12/17/20		14	4	4	1.000	0	0	.000	1	2	.500	1	3	4	4.0	3	0	1	0	2	0	9	9.0	
at No. 9 Wisconsin	12/22/20		1	1	1	1.000	0	0	.000	0	0	.000	0	0	0	2.0	0	0	0	0	0	0	2	5.5	
Totals			0	15	5	5	1.000	0	0	.000	1	2	.500	1	3	4	2.0	3	0	1	0	2	0	11	5.5

## NOTING ANDRE


- Freshman who provides size and shot-blocking ability for the Husker frontcourt, as he possesses a 7-foot-4 wingspan and has added 10 pounds since getting on campus in June
- Played the final minute at No. 9 Wisconsin, making his only attempt against the Badgers
- Made his debut against Doane, finishing with nine points on 4-of-4 shooting, four rebounds and two blocked shots
- Missed Nebraska's first six games
- Three-star recruit who averaged 10.3 points, 9.8 rebounds and 3.9 blocked shots per game at AZ Compass Prep as a high school senior in 2019-20
- Moved to America prior to his sophomore season and spent two years at Woodrow Wilson High School in Dallas, averaging 12.3 points, 11.5 rebounds and 4.3 blocks per game and was named district defensive player of the year
- Was a late bloomer to the sport, as he did not start playing competitively until he was 14 years old
- Chose NU over offers from Illinois, Maryland and Texas A&M among others

## MISC. STATS

Category	2020-21	Career
Double-Figure Scoring	0	0
Double-Figure Rebounding	0	0
Double-Figure Assists	0	0
Double-Doubles	0	0
Led NU in Scoring	0	0
Led NU in Rebounding	0	0
Led NU in Assists	0	0
20+ Point Games	0	0
30+ Point Games	0	0

## TOP PERFORMANCES OF 2020-21

Category	No.	Opponent (Date)
Points	9	Doane (12/17)
	2	at Wisconsin (12/22)
Rebounds	4	Doane (12/17)
Assists	1	Doane (12/17)
Blocks	2	Doane (12/17)



**#44 BRET PORTER** | 6-5 | 228 | R-Fr. | F | Omaha, Neb.

**CAREER STATS**

Year	GP	GS	Min	Avg	Total									Rebounds				PF	FO	Ast	TO	Blk	Stl	Pts	Avg			
					FG	FGA	Pct	3FG	3FGA	Pct	FT	FTA	Pct	Off	Def	Tot	Avg											
2020-21	3	0	7	2.3	0	0	.000	0	0	.000	0	0	.000	0	0	.000	0	1	1	0.3	1	0	0	1	1	0	0	0.0
<b>TOTAL</b>	<b>3</b>	<b>0</b>	<b>7</b>	<b>2.3</b>	<b>0</b>	<b>0</b>	<b>.000</b>	<b>0</b>	<b>0</b>	<b>.000</b>	<b>0</b>	<b>0</b>	<b>.000</b>	<b>0</b>	<b>0</b>	<b>.000</b>	<b>0</b>	<b>1</b>	<b>1</b>	<b>0.3</b>	<b>1</b>	<b>0</b>	<b>0</b>	<b>1</b>	<b>1</b>	<b>0</b>	<b>0</b>	<b>0.0</b>

**2020-21 GAME BY GAME**

Opponent	Date	GS	Min	TOTAL			3-PTS			FT	FTA	Pct	REBOUNDS				PF	FO	A	TO	Blk	Stl	Pts	Avg
				FG	FGA	Pct	3FG	3FGA	Pct				Off	Def	Tot	Avg								
McNeese State	11/25/20	3	0	0	0	.000	0	0	.000	0	0	.000	0	1	1	1.0	1	0	0	0	0	0	0	0.0
Nevada	11/26/20	DNP																						
North Dakota State	11/28/20	2	0	0	.000	0	0	.000	0	0	.000	0	0	0	0.5	0	0	0	0	1	0	0	0.0	
South Dakota	12/1/20	DNP																						
Georgia Tech	12/9/20	DNP																						
at No. 8 Creighton	12/11/20	2	0	0	.000	0	0	.000	0	0	.000	0	0	0	0.3	0	0	0	1	0	0	0	0.0	
Doane	12/17/20	DNP																						
No. 9 Wisconsin	12/22/20	DNP																						
<b>Totals</b>		<b>0</b>	<b>7</b>	<b>0</b>	<b>0</b>	<b>.000</b>	<b>0</b>	<b>0</b>	<b>.000</b>	<b>0</b>	<b>0</b>	<b>.000</b>	<b>0</b>	<b>1</b>	<b>1</b>	<b>0.3</b>	<b>1</b>	<b>0</b>	<b>0</b>	<b>1</b>	<b>1</b>	<b>0</b>	<b>0</b>	<b>0.0</b>

**NOTING PORTER**

- Walk-on who redshirted during the 2019-20 season
- Made his collegiate debut with three minutes against McNeese State
- Blocked a shot in 1:37 of playing time in the win against North Dakota State
- Played the final 1:43 of the loss at No. 8 Creighton
- Returned from a torn ACL in June of 2018 to play as a senior, averaging 6.2 points and 4.4 rebounds as Millard North High School reached the district final in 2019
- Enjoyed a strong junior season, averaging 13.5 points and 7.5 rebounds per game for the Mustangs
- Was AAU teammates with fellow Huskers Akol Arop and Jace Piatkowski
- Is a fourth-generation athlete at Nebraska, as his father (Budge, 1975) grandfather (Mort, 1943, 1946-47) and great grandfather (Grove, 1913-15) all played football for the Cornhuskers

**MISC. STATS**

Category	2020-21	Career
Double-Figure Scoring	0	0
Double-Figure Rebounding	0	0
Double-Figure Assists	0	0
Double-Doubles	0	0
Led NU in Scoring	0	0
Led NU in Rebounding	0	0
Led NU in Assists	0	0
20+ Point Games	0	0
30+ Point Games	0	0

**TOP PERFORMANCES OF 2020-21**

Category	No.	Opponent (Date)
Points	NA	
Rebounds	1	McNeese State (11/25)
Assists	NA	



#45 DALANO BANTON | 6-9 | 204 | So. | G | Toronto, Ontario, Canada

## CAREER STATS

Year	GP	GS	Min	Avg	Total					Rebounds					PF	FO	Ast	TO	Blk	Stl	Pts	Avg.			
					FG	FGA	Pct	3FG	3FGA	Pct	FT	FTA	Pct	Off									Def	Tot	Avg
2018-19*	31	12	469	15.1	39	97	.402	8	37	.216	19	34	.559	16	76	92	3.0	27	0	65	52	16	14	105	3.4
2020-21	8	8	236	29.5	36	78	.462	10	30	.333	29	39	.744	11	51	62	7.8	12	0	44	18	9	12	111	13.9
<b>TOTAL</b>	<b>8</b>	<b>8</b>	<b>236</b>	<b>29.5</b>	<b>36</b>	<b>78</b>	<b>.462</b>	<b>10</b>	<b>30</b>	<b>.333</b>	<b>29</b>	<b>39</b>	<b>.744</b>	<b>11</b>	<b>51</b>	<b>62</b>	<b>7.8</b>	<b>12</b>	<b>0</b>	<b>44</b>	<b>18</b>	<b>9</b>	<b>12</b>	<b>111</b>	<b>13.9</b>
All*	39	20	705	18.1	75	175	.429	18	67	.269	48	73	.658	27	127	154	3.9	39	0	109	70	25	26	216	5.5

\* Statistics from Western Kentucky

## 2020-21 GAME BY GAME

Opponent	Date	GS	Min	TOTAL			3-PTS			FT			REBOUNDS				PF	FO	A	TO	Blk	Stl	Pts	Avg	
				FG	FGA	Pct	3FG	FGA	Pct	FT	FTA	Pct	Off	Def	Tot	Avg									
McNeese State	11/25/20	*	22	4	7	.571	0	2	.000	6	8	.750	2	4	6	6.0	2	0	6	2	4	3	14	14.0	
Nevada	11/26/20	*	38	6	17	.353	3	11	.273	3	4	.750	2	5	7	6.5	1	0	5	1	1	1	18	16.0	
North Dakota State	11/28/20	*	30	4	7	.571	0	1	.000	4	5	.800	2	7	9	7.3	0	0	8	2	1	1	12	14.7	
South Dakota	12/1/20	*	27	3	7	.429	0	1	.000	4	5	.800	0	5	5	6.8	3	0	4	1	0	3	10	13.5	
Georgia Tech	12/9/20	*	36	6	15	.400	1	4	.250	4	5	.800	2	7	9	7.2	3	0	6	5	0	1	17	14.2	
at No. 8 Creighton	12/11/20	*	27	3	6	.500	2	4	.500	4	6	.667	1	6	7	7.2	1	0	1	3	0	2	12	13.8	
Doane	12/17/20	*	21	5	7	.714	1	2	.500	2	4	.500	2	9	11	7.7	1	0	10	2	3	1	13	13.7	
at No. 9 Wisconsin	12/22/20	*	35	5	12	.417	3	5	.600	2	2	1.000	0	8	8	7.8	1	0	4	2	0	0	15	13.9	
Totals			8	236	36	78	.462	10	30	.333	29	39	.744	11	51	62	7.8	12	0	44	18	9	12	111	13.9

## NOTING BANTON

- Talented guard who uses his combination of size, length and athleticism to create matchup problems for opponents, as he has a 6-11 wingspan
- Ran the Huskers' scout team in 2019-20 while sitting out, impressing the coaches with his court vision
- Led Nebraska with 15 points, eight rebounds and four assists at No. 9 Wisconsin
- Posted his first career triple-double with 13 points, 11 rebounds and 10 assists in 21 minutes against Doane
- Totalled 12 points - all in the first half - and seven rebounds and a pair of steals against Creighton
- Tallied 17 points, nine boards and six assists in the loss to Georgia Tech
- Finished with 10 points, five rebounds, four assists and three steals vs. South Dakota
- Nearly posted a triple double against North Dakota State with 12 points, nine rebounds and eight assists
- Led NU with 18 points, five assists and seven boards in the loss to Nevada
- Filled the stat sheet in NU's win over McNeese State, totaling 14 points, six assists, six rebounds, four blocked shots and three steals in just 22 minutes of work
- Transfer from Western Kentucky who sat out the 2019-20 season and has three years of eligibility remaining
- Reclassified to the class of 2018 to play at Western Kentucky, where he averaged 3.4 points, 3.0 rebounds and 2.1 assists per game, posting a trio of double-figure performances
- Made 12 starts and his best performance was a 13-rebound, 10-assist, eight-point effort in a win over No. 15 Wisconsin
- Top 100 recruit (Rivals and 247Sports) who played at Redemption (N.Y.) Christian Academy and was named conference MVP in his final year at the school
- Played in the BioSteel All-Canadian Game, finishing with 19 points on 9-of-16 shooting, eight rebounds and three steals
- Wears #45 as a tribute to his Mount Olive neighborhood in Toronto, as the 45 Kipling bus was his transportation to school as a child

## MISC. STATS

Category	2020-21	Career
Double-Figure Scoring	8	11
Double-Figure Rebounding	1	2
Double-Figure Assists	1	2
Double-Doubles	1	2
Triple-Doubles	1	1
Led NU in Scoring	2	2
Led NU in Rebounding	4	4
Led NU in Assists	7	7
20+ Point Games	0	0
30+ Point Games	0	0

## TOP PERFORMANCES OF 2020-21

Category	No.	Opponent (Date)
Points	18	Nevada (11/26)
	15	at Wisconsin (12/22)
	17	Georgia Tech (12/9)
Rebounds	11	Doane (12/17)
	9	North Dakota State (11/28)
	9	Georgia Tech (12/9)
Assists	10	Doane (12/17)
	8	North Dakota State (11/28)
Steals	3	McNeese State (11/25)
	3	South Dakota (12/1)
Blocks	4	McNeese State (11/25)
	3	Doane (12/17)






#33 AKOL AROP | 6-5 | 203 | So. | F | Omaha, Neb.

## CAREER STATS

Year	GP	GS	Min	Avg	Total									Rebounds				PF	FO	Ast	TO	Blk	Stl	Pts	Avg
					FG	FGA	Pct	3FG	3FGA	Pct	FT	FTA	Pct	Off	Def	Tot	Avg								
2019-20	21	0	114	5.4	9	16	.563	1	2	.500	3	7	.429	9	19	28	1.3	18	0	1	4	6	6	22	1.0
<b>TOTAL</b>	<b>21</b>	<b>0</b>	<b>114</b>	<b>5.4</b>	<b>9</b>	<b>16</b>	<b>.563</b>	<b>1</b>	<b>2</b>	<b>.500</b>	<b>3</b>	<b>7</b>	<b>.429</b>	<b>9</b>	<b>19</b>	<b>28</b>	<b>1.3</b>	<b>18</b>	<b>0</b>	<b>1</b>	<b>4</b>	<b>6</b>	<b>6</b>	<b>22</b>	<b>1.0</b>

## NOTING AROP

- Will miss the entire 2020-21 season following knee surgery in early November.
- Played in 21 games as a true freshman, averaging 1.0 points and 1.3 rebounds per game.
- Came off the bench to grab four rebounds and block a pair of shots in a season-high 23 minutes vs. Indiana in the Big Ten Tournament
- Tied his season high with five points on 2-of-2 shooting, including his first career 3-pointer, at Minnesota
- Established season highs in points (five), rebounds (six) and minutes (20) at No. 25 Michigan
- 2019 Gatorade Player of the Year in Nebraska who averaged 19.4 points, 10.9 rebounds and 2.6 blocks per game as a senior at Omaha Creighton Prep High School
- First-team all-state selection by the Omaha World-Herald and Lincoln Journal Star after recording 19 double-doubles as a senior
- One of nine kids in the family, including older brother, Aguek, who plays basketball at San Diego State



#30 CHRIS MCGRAW | 6-0 | 170 | So. | G | Columbus, Ohio

## CAREER STATS

Year	GP	GS	Min	Avg	Total									Rebounds				PF	FO	Ast	TO	Blk	Stl	Pts	Avg
					FG	FGA	Pct	3FG	3FGA	Pct	FT	FTA	Pct	Off	Def	Tot	Avg								
2018-19*	4	0	6	1.5	0	1	.000	0	0	.000	0	0	.000	0	0	0	0.0	0	0	2	0	0	0	0	0.0
All	4	0	6	1.5	0	1	.000	0	0	.000	0	0	.000	0	0	0	0.0	0	0	2	0	0	0	0	0.0

\* Statistics from Ohio University

## NOTING MCGRAW

- Walk-on who is sitting out this season after transferring from Division III Otterbein University, where he did not play last season because of injury
- Began his collegiate career at Ohio University in 2018-19, playing in four games and recording two assists in six minutes of action
- Was a teammate of Husker junior guard Trey McGowens at Hargrave Military in 2017-18, as the team went 33-4 and was ranked fourth nationally
- Played his high school basketball at Bishop Watterson High School for Coach Vince Lombardo, averaging 7.8 ppg as a senior and played all four years at the school

# GAME 1: NEBRASKA 102, MCNEESE STATE 55



Official Basketball Box Score - Final  
**McNeese at Nebraska**  
 11/25/20 Pinnacle Bank Arena, Lincoln  
 Nebraska vs. McNeese State

Game Time: 11:03 AM  
 Game Duration: 1:57

Officials: John Higgins, Louis Garrison, Alfred Smith

McNeese - 55

Record: 0-1

NO. Name	Min	FG	3P	FT	Rebounds	Fouls	TP	AS	TO	ST	Blocks	+/-
		M-A	M-A	M-A	OR DR TOT	PF FD	AS	TO	ST		BS BA	
2 KeyShawn Feazell	F 24:03	1-6	0-1	4-6	2 9 11	4 3 6	3	5	0	2	0	-29
23 Carlos Rosario	F 22:34	5-7	0-0	0-2	2 0 2	1 1 10	0	3	0	1	0	-27
0 Dru Kuzhausen	G 33:27	4-11	3-8	0-1	0 2 1	5 4 11	0	1	0	0	0	-40
3 Collin Warren	G 20:46	1-5	1-2	0-0	0 2 2	3 0 3	2	2	0	0	1	-26
12 A.J. Lawson	G 30:36	2-6	1-3	1-3	1 2 3	3 6 6	1	4	0	0	0	-40
45 Ra'Shawn Langston	29:53	4-9	2-5	0-0	1 1 2	3 0 10	3	1	1	0	1	-23
24 Chris Orlina	10:31	1-3	0-0	0-0	0 1 1	2 0 2	0	0	0	0	2	-15
15 Zach Scott	08:20	0-1	0-1	0-0	0 1 1	3 0 1	0	1	0	0	0	-8
11 Jeremy Harrell	17:26	3-7	0-2	1-2	3 4 7	1 1 7	0	2	0	2	0	-20
11 Myles Hutchinson	01:22	0-0	0-0	0-0	0 0 0	0 0 0	0	0	0	0	0	-1
5 Evan Palmquist	01:02	0-0	0-0	0-0	0 0 0	1 0 0	0	1	0	0	0	-6
Team					3 2 5	0	0	0	2			
<b>Totals</b>		21-55	7-22	6-14	12 23 35	26 15	55	10	27	3	5	4

**Shooting By Period**

1st FG%	11-28	39.3%
3PT%	4-9	44.4%
FT%	2-4	50%
2nd FG%	10-27	37.0%
3PT%	3-13	23.1%
FT%	4-10	40%
GMFG%	21-55	38.2%
3PT%	7-22	31.8%
FT%	6-14	42.9%

Dead Ball Rebounds: 2, 0

Nebraska - 102

Record: 1-0

NO. Name	Min	FG	3P	FT	Rebounds	Fouls	TP	AS	TO	ST	Blocks	+/-
		M-A	M-A	M-A	OR DR TOT	PF FD	AS	TO	ST		BS BA	
11 Lat Mayen	F 23:50	5-11	3-7	0-0	3 3 6	2 2 13	1	1	0	0	0	24
0 Teddy Allen	G 23:35	6-10	1-2	1-3	1 4 5	2 3 14	2	2	3	0	0	30
2 Trey McGowens	G 19:11	5-9	2-2	2-3	1 2 3	3 3 4	3	2	3	0	0	28
34 Thorir Thorbjarnarson	G 25:56	3-9	2-5	0-0	1 1 2	0 1 8	1	1	1	0	1	-12
45 Dalano Banton	G 21:39	4-7	0-2	6-8	2 4 6	2 7 14	6	2	3	4	0	29
10 Kobe Webster	23:35	5-7	1-3	2-2	0 2 2	0 3 13	2	0	2	0	0	31
24 Yvan Ouedraogo	23:57	3-12	0-0	3-5	3 4 7	2 3 9	0	1	2	0	0	43
4 Shamiel Stevenson	22:06	4-4	0-0	6-8	3 3 6	3 4 14	2	0	2	0	0	28
3 Elijah Wood	09:01	0-2	0-2	0-0	0 2 0	0 0 0	0	0	0	0	0	10
21 Jace Piatkowski	03:58	1-1	1-1	0-0	0 0 0	0 0 0	0	0	0	0	0	8
44 Bret Porter	03:12	0-0	0-0	0-0	0 1 1	1 0 0	0	0	0	0	0	4
Team					3 2 5	0	0	1	1			
<b>Totals</b>		36-72	10-24	20-29	17 28 45	15 26	102	19	10	16	4	5

**Shooting By Period**

1st FG%	19-33	57.6%
3PT%	7-13	53.8%
FT%	5-10	50%
2nd FG%	17-39	43.6%
3PT%	3-11	27.3%
FT%	15-19	78.9%
GMFG%	36-72	50.0%
3PT%	10-24	41.7%
FT%	20-29	69.0%

Dead Ball Rebounds: 5, 0

**Technical Fouls: NONE**

Biggest lead	0 (1st 20:00)	50 (2nd 0:02)
Best Scoring Run	4 (2nd 4:42)	17 (2nd 9:01)
Lead Changes	0	
Times Tied	1	
Time with Lead	00:00	38:25

**Points from Turnovers**

MSC	8	43
NEB	26	50
Second Chance	6	12
Fast Breaks	2	29
Bench	19	39

**Period by Period Scoring**

1st	28	27	55
2nd	50	52	102

# GAME 2: NEVADA 69, NEBRASKA 66



Official Basketball Box Score - Final  
**Nevada at Nebraska**  
 11/25/20 Pinnacle Bank Arena, Lincoln  
 Nevada vs. Nebraska

Game Time: 1:03 PM  
 Game Duration: 2:09

Officials: John Higgins, Louis Garrison, Alfred Smith

Nevada - 69

Record: 2-0

NO. Name	Min	FG	3P	FT	Rebounds	Fouls	TP	AS	TO	ST	Blocks	+/-
		M-A	M-A	M-A	OR DR TOT	PF FD	AS	TO	ST		BS BA	
5 Warren Washington	F 14:17	1-1	0-0	0-2	1 3 4	3 2 2	0	2	0	0	0	-15
42 K.J. Hymes	F 17:04	2-3	0-0	4-4	2 6 8	5 3 8	1	5	0	0	0	0
4 Desmond Cambridge	G 34:51	7-17	2-11	2-2	0 5 5	4 2 18	1	3	1	0	0	8
11 Kane Milling	G 15:10	2-3	0-0	0-1	0 3 3	4 0 0	0	0	0	0	0	-2
25 Grant Sherfield	G 35:50	4-13	2-4	9-12	1 5 6	1 10 19	6	6	1	0	1	8
1 Robby Robinson	26:07	1-2	0-0	0-0	2 1 7	2 0 2	0	2	0	0	0	12
14 Tre Coleman	28:34	2-3	1-2	0-1	1 2 4	2 5 1	4	1	1	0	0	4
15 Zane Meeks	15:20	4-6	0-2	0-0	1 4 5	2 1 8	1	1	0	0	0	-2
3 Alem Huseinovic	08:58	1-2	1-2	0-0	1 1 2	1 0 3	0	0	0	0	0	-2
23 DeAndre Henry	03:49	0-0	0-0	0-0	0 3 3	1 1 0	0	0	0	0	0	4
Team					1 1 2	0	0	0	0			
<b>Totals</b>		24-50	6-21	15-22	10 39 49	27 24	69	12	21	3	1	1

**Shooting By Period**

1st FG%	14-27	51.9%
3PT%	4-12	33.3%
FT%	9-9	60%
2nd FG%	10-23	43.5%
3PT%	2-9	22.2%
FT%	12-17	70.6%
GMFG%	24-50	48.0%
3PT%	6-21	28.6%
FT%	15-22	68.2%

Dead Ball Rebounds: 3, 0

Nebraska - 66

Record: 1-1

NO. Name	Min	FG	3P	FT	Rebounds	Fouls	TP	AS	TO	ST	Blocks	+/-
		M-A	M-A	M-A	OR DR TOT	PF FD	AS	TO	ST		BS BA	
11 Lat Mayen	F 26:49	2-9	2-9	1-3	0 5 5	4 3 7	1	1	1	0	0	13
0 Teddy Allen	G 28:16	3-11	2-7	9-13	4 2 6	3 7 17	1	0	5	0	1	-9
2 Trey McGowens	G 23:11	0-5	0-3	0-0	1 1 2	4 4 0	2	2	0	0	0	9
34 Thorir Thorbjarnarson	G 28:26	0-4	0-4	0-0	0 4 4	3 0 0	0	2	0	1	0	0
45 Dalano Banton	G 37:07	6-17	3-11	3-4	2 5 7	1 5 18	5	1	1	1	0	-1
4 Shamiel Stevenson	21:13	3-5	0-1	3-3	0 3 3	3 2 9	0	2	0	0	0	-10
10 Kobe Webster	19:41	4-10	2-6	3-4	0 0 0	2 3 13	1	2	3	0	0	-2
24 Yvan Ouedraogo	15:17	0-1	0-0	2-3	0 0 3	4 3 2	1	1	1	0	0	-15
Team					1 0 1	0	0	0	0			
<b>Totals</b>		18-62	9-41	21-30	11 20 31	24 27	66	13	9	12	1	1

**Shooting By Period**

1st FG%	8-32	25.0%
3PT%	4-20	20.0%
FT%	9-14	64.3%
2nd FG%	10-30	33.3%
3PT%	5-21	23.8%
FT%	12-16	75%
GMFG%	18-62	29.0%
3PT%	9-41	22.0%
FT%	21-30	70.0%

Dead Ball Rebounds: 3, 0

**Technical Fouls: NONE**

Biggest lead	9 (1st 0:25)	10 (2nd 9:34)
Best Scoring Run	7 (1st 12:25)	10 (2nd 11:15)
Lead Changes	5	
Times Tied	6	
Time with Lead	16:40	18:29

**Points from Turnovers**

NWP	9	20
NEB	30	18
Second Chance	8	13
Fast Breaks	4	5
Bench	18	24

**Period by Period Scoring**

1st	35	34	69
2nd	29	37	66

# GAME 3: NEBRASKA 79, NORTH DAKOTA STATE 57



Official Basketball Box Score - Final  
**North Dakota St. at Nebraska**  
 11/25/20 Pinnacle Bank Arena, Lincoln  
 North Dakota State vs. Nebraska

Game Time: 11:01 AM  
 Game Duration: 1:56

Officials: Brian O'Connell, Lewis Garrison, Kelly Pfeifer

North Dakota St. - 57

Record: 0-2

NO. Name	Min	FG	3P	FT	Rebounds	Fouls	TP	AS	TO	ST	Blocks	+/-
		M-A	M-A	M-A	OR DR TOT	PF FD	AS	TO	ST		BS BA	
3 Rocky Kreuser	F 20:49	1-6	1-2	4-4	0 4 4	4 3 7	1	1	2	1	0	-20
3 Tyree Eady	G 28:21	3-10	1-4	0-0	4 9 13	1 2 7	1	1	5	0	0	-12
5 Sam Griesel	G 31:12	3-8	0-1	3-4	5 7 12	1 5 9	1	1	1	1	0	-20
11 Jarius Cook	G 29:49	3-12	1-6	0-0	2 1 3	1 0 7	3	2	0	0	0	-27
21 Boden Skunberg	G 25:24	1-7	0-3	0-0	1 3 4	0 0 2	1	1	0	0	0	-15
2 Jaxon Knotek	22:38	6-15	3-8	1-3	3 2 5	4 3 16	0	2	0	0	0	-10
44 Tyler Witz	13:54	0-1	0-0	1-2	2 1 3	1 1 1	1	1	0	0	0	-9
0 Desmond McKinney	08:47	0-1	0-0	2-2	0 1 1	1 1 2	0	1	0	0	0	-5
4 Grant Nelson	18:22	3-9	0-0	1-1	3 0 3	2 1 6	0	1	1	1	1	4
32 Odell Wilson IV	00:44	0-0	0-0	0-0	0 1 1	0 0 0	0	0	0	1	0	4
Team					2 0 2	0	0	1	1			
<b>Totals</b>		20-69	6-24	11-16	22 29 51	17 16	57	8	17			

# GAME 5: GEORGIA TECH 75, NEBRASKA 64

Official Basketball Box Score - Final  
**Georgia Tech at Nebraska**  
 120920 Pinnacle Bank Arena, Lincoln  
 Nebraska vs. Georgia Tech

Game Time: 6:16 PM  
 Game Duration: 2:08

Officials: DJ Carstensen, Donnie Epley, Lewis Garrison

Georgia Tech - 75

Record: 2-2

NO.	Name	Min	FG	3P	FT	Rebounds	Fouls	TP	AS	TO	ST	Blocks	+	-
			M/A	M/A	M/A	OR DR TOT	PF					BS	BA	
4	Jordan Usher	F 15:57	3-7	0-1	0-0	0 3 3	2	0	6	3	0	1	0	-1
5	Moses Wright	F 33:32	5-8	1-1	2-3	4 4 8	3	4	13	4	0	1	2	1
0	Michael Devoe	G 23:19	4-9	2-6	2-2	0 3 3	2	1	12	0	4	1	0	-2
3	Bubba Parham	G 37:43	1-9	1-8	4-5	1 3 4	4	3	7	2	0	3	0	0
10	Jose Alvarado	G 27:10	7-12	3-5	7-8	0 1 1	4	7	24	3	2	0	0	16
1	Kyle Sturdivant	G 29:43	1-6	0-2	0-2	0 5 5	4	2	2	1	2	0	0	0
12	Khalid Moore	G 32:36	5-7	1-2	0-0	3 5 8	0	1	11	0	0	2	0	0
Team						0 2 2				0	1			
<b>Totals</b>			26-58	8-25	15-20	8 26 34	19	18	75	13	9	8	2	1 11

Technical Fouls: NONE

Shooting By Period

1st FG% 13-32 40.6%  
 3PT% 3-14 21.4%  
 FT% 3-4 75%

2nd FG% 13-26 50.0%  
 3PT% 5-11 45.5%  
 FT% 12-16 75%

GM FG% 26-58 44.8%  
 3PT% 8-25 32.0%  
 FT% 15-20 75.0%

Dead Ball Rebounds: 2/0

Nebraska - 64

Record: 3-2

NO.	Name	Min	FG	3P	FT	Rebounds	Fouls	TP	AS	TO	ST	Blocks	+	-
			M/A	M/A	M/A	OR DR TOT	PF					BS	BA	
11	Lat Mayen	F 26:15	2-5	1-3	2-2	1 3 4	4	2	7	0	2	0	1	-12
0	Teddy Allen	G 27:38	4-16	0-5	2-2	3 0 3	1	4	10	1	2	1	1	1
2	Trey McGowens	G 31:19	2-9	0-3	2-6	1 8 9	5	9	6	1	3	0	0	-10
34	Thorir Thorbjarnarson	G 25:39	1-4	0-1	0-0	4 3 7	1	0	2	5	1	1	0	-3
45	Dalano Banton	G 35:50	6-15	1-4	4-5	2 7 9	3	4	17	6	5	1	0	-12
10	Kobe Webster	G 27:22	7-9	6-7	0-0	2 2 4	4	0	2	0	2	0	0	-21
24	Yvan Ouedraogo	G 10:40	0-1	0-0	0-0	1 0 1	0	0	0	0	0	0	0	5
4	Shamiel Stevenson	G 15:17	1-2	0-0	0-0	1 2 3	1	0	2	0	1	0	0	-3
Team						2 2 4				0	0			
<b>Totals</b>			23-61	8-23	10-15	15 27 42	19	19	64	14	16	3	1	2 11

Technical Fouls: Meyen (1) 14:00

Shooting By Period

1st FG% 10-29 34.5%  
 3PT% 5-14 35.7%  
 FT% 5-5 100%

2nd FG% 13-32 40.6%  
 3PT% 3-9 33.3%  
 FT% 5-10 50%

GM FG% 23-61 37.7%  
 3PT% 8-23 34.8%  
 FT% 10-15 66.7%

Dead Ball Rebounds: 2/0

Biggest lead	GEO	NEB	Points from Turnovers	GEO	NEB	Period by Period Scoring
						1st 2nd TOT
Best Scoring Run	13 (2nd 0:59)	6 (2nd 15:21)	Paint	26	28	GEO 32 43 75
Lead Changes	8 (2nd 3:29)	8 (2nd 19:46)	Second Chance	12	17	NEB 30 34 64
Times Tied	7	6	Fast Breaks	7	6	
Time with Lead	15:29	17:55	Bench	13	22	

# GAME 6: NO. 8 CREIGHTON 98, NEBRASKA 74

Official Basketball Box Score - Final  
**Nebraska at #8 Creighton**  
 121120 OHHealth Center Omaha, Omaha, Neb.  
 2020-21 Men's Basketball

Game Time: 6:00 PM  
 Game Duration: 2:01  
 Attendance: 254

Officials: Lamar Simpson, Brian Dwyer, Keith Kirtle

Nebraska - 74

Record: 3-3

NO.	Name	Min	FG	3P	FT	Rebounds	Fouls	TP	AS	TO	ST	Blocks	+	-
			M/A	M/A	M/A	OR DR TOT	PF					BS	BA	
11	Lat Mayen	F 18:20	0-1	0-1	2-2	0 4 4	4	3	2	1	3	0	0	-4
0	Teddy Allen	G 30:31	10-20	3-6	3-4	5 4 9	2	3	26	2	4	2	0	-14
2	Trey McGowens	G 27:59	5-7	3-3	2-5	0 2 2	2	2	15	0	4	1	0	-29
34	Thorir Thorbjarnarson	G 31:37	3-5	2-3	0-0	0 6 6	1	1	8	3	4	0	0	-17
45	Dalano Banton	G 27:13	3-6	2-4	4-6	1 6 7	1	3	12	1	3	2	0	-11
24	Yvan Ouedraogo	18:50	1-3	0-0	2-3	2 2 4	2	2	4	2	1	0	0	-11
4	Shamiel Stevenson	16:37	1-6	0-3	0-0	1 2 3	2	1	2	1	2	0	0	-23
10	Kobe Webster	23:44	2-8	1-5	0-2	0 1 1	0	2	5	2	2	0	1	-8
3	Elijah Wood	01:43	0-1	0-1	0-0	0 0 0	0	0	0	0	0	0	0	-1
21	Jace Platkowski	01:43	0-0	0-0	0-0	0 0 0	0	0	0	0	0	0	0	-1
44	Bret Porter	01:43	0-0	0-0	0-0	0 0 0	0	0	0	0	0	0	0	-1
Team						2 1 3				0	0			
<b>Totals</b>			25-57	11-26	13-22	11 28 39	15	19	74	12	25	5	3	5 24

Technical Fouls: NONE

Shooting By Period

1st FG% 5-13 38.5%  
 3PT% 11-17 64.7%  
 FT% 13-12 108.3%

2nd FG% 13-32 40.6%  
 3PT% 6-13 46.2%  
 FT% 2-5 40%

GM FG% 25-57 43.9%  
 3PT% 11-26 42.3%  
 FT% 15-22 68.2%

Dead Ball Rebounds: 4/0

#8 Creighton - 98

Record: 4-1

NO.	Name	Min	FG	3P	FT	Rebounds	Fouls	TP	AS	TO	ST	Blocks	+	-
			M/A	M/A	M/A	OR DR TOT	PF					BS	BA	
13	Christian Bishop	F 13:29	5-5	0-0	0-2	1 2 3	4	2	10	1	2	3	0	0
23	Danniel Jefferson	F 30:00	5-9	1-4	0-1	1 3 4	2	11	5	3	1	1	0	26
11	Marcus Zegarowski	G 33:10	6-13	5-7	5-5	3 3 6	3	3	22	5	4	4	0	12
24	Mich Ballcock	G 32:47	2-5	2-5	0-0	0 2 2	2	0	6	4	0	4	1	0
34	Denzel Mahoney	G 27:40	7-18	4-10	2-2	1 3 4	2	2	20	4	2	1	0	25
32	Ryan Kalkrener	18:32	6-9	0-0	1-3	5 3 8	2	3	13	0	1	0	3	0
0	Antwan Jones	18:17	3-6	1-2	0-0	0 4 4	1	0	7	2	1	1	0	0
4	Shereef Mitchell	13:14	3-5	1-1	0-0	0 0 0	2	1	7	2	0	1	0	13
41	Jacob Epperson	03:45	0-0	0-0	0-0	0 1 1	0	0	0	0	0	0	0	0
10	Jett Cantfield	02:50	1-1	0-0	0-0	0 0 0	0	0	2	1	0	0	0	0
20	Nic Zill	02:50	0-0	0-0	0-0	0 0 0	0	0	1	0	0	0	0	0
14	Sami Osmani	01:43	0-0	0-0	0-0	0 0 0	0	0	0	0	0	0	0	0
22	Devin Davis	01:43	0-2	0-1	0-0	0 0 0	0	0	0	0	0	0	0	0
Team						2 5 7				0	0			
<b>Totals</b>			38-73	14-30	8-13	10 26 36	19	15	98	24	13	16	5	3 24

Technical Fouls: NONE

Shooting By Period

1st FG% 15-35 42.9%  
 3PT% 7-16 43.8%  
 FT% 7-11 63.6%

2nd FG% 23-38 60.5%  
 3PT% 7-14 50.0%  
 FT% 1-2 50%

GM FG% 38-73 52.1%  
 3PT% 14-30 46.7%  
 FT% 8-13 61.5%

Dead Ball Rebounds: 2/0

Biggest lead	NEB	CREIG	Points from Turnovers	NEB	CREIG	Period by Period Scoring
						1st 2nd TOT
Best Scoring Run	3 (1st 3:41)	27 (2nd 6:42)	Paint	26	40	NEB 40 34 74
Lead Changes	6	15 (2nd 9:23)	Second Chance	9	12	CREIG 44 54 98
Times Tied	5	6	Fast Breaks	9	18	
Time with Lead	01:48	34:49	Bench	11	29	

# GAME 7: NEBRASKA 110, DOANE 64

Official Basketball Box Score - Final  
**Doane at Nebraska**  
 121120 Pinnacle Bank Arena, Lincoln  
 Nebraska vs. Doane

Game Time: 6:01 PM  
 Game Duration: 1:47

Officials: Rob Kuenenmen, Chad Barlow, Chris Pascal

Doane - 64

Record: 5-9

NO.	Name	Min	FG	3P	FT	Rebounds	Fouls	TP	AS	TO	ST	Blocks	+	-
			M/A	M/A	M/A	OR DR TOT	PF					BS	BA	
4	Alec Oberhauser	F 22:40	1-6	1-5	1-2	0 2 2	2	1	4	2	0	1	1	-38
20	Max Masin	F 25:50	3-8	1-5	0-0	2 9 11	3	1	7	4	2	1	0	-25
22	Jason Harre	F 17:08	2-8	0-2	0-0	0 1 1	1	1	4	1	2	0	0	-4
3	Anthony Laravie	G 21:14	3-12	2-10	0-0	2 2 4	1	0	8	1	0	0	0	-26
21	Joe Burt	G 21:08	3-11	3-8	2-2	3 2 5	0	1	11	1	0	1	0	-18
23	Nick Saiz	G 09:26	1-3	1-2	0-0	0 0 0	1	0	3	0	3	0	0	-21
1	Tyler Sullivan	09:16	0-0	0-0	1-2	0 1 1	1	1	3	0	0	0	0	-8
50	Matt Hagedorn	16:03	1-3	1-3	1-4	1 0 1	5	3	4	0	0	1	0	-5
24	Trey Winkler	09:34	4-6	3-4	0-0	0 0 0	0	0	11	0	0	0	0	-16
5	Zach Witters	11:07	1-4	0-1	0-0	1 0 1	2	0	2	2	1	0	0	-20
15	Skyler Kelley	09:55	1-6	1-4	1-2	0 2 2	1	1	4	0	0	0	0	-19
2	Carson Busch	06:41	0-2	0-1	0-0	1 0 1	0	0	0	0	1	0	0	-7
25	Joe Cox	09:30	0-1	0-1	1-2	0 2 2	0	1	1	1	1	0	0	-11
10	Will Gnoy	06:59	0-1	0-0	2-3	0 0 0	1	0	2	0	0	0	0	-9
41	Connor Day	03:29	1-1	0-0	0-0	0 1 1								



## 2020-21 Nebraska Men's Basketball Combined Team Statistics In Conference games

### Game Records

Record	Overall	Home	Away	Neutral
ALL GAMES	0-1	0-0	0-1	0-0
CONFERENCE	0-1	0-0	0-1	0-0
NON-CONFERENCE	0-0	0-0	0-0	0-0

### Score by Periods

Team	1st	2nd	OT	TOT
Nebraska	24	29	0	53
Opponents	25	42	0	67

### Team Box Score

No.	Player				Total		3-Point		F-Throw		Rebounds											
		GP-GS	MIN	AVG	FG-FGA	FG%	3FG-FGA	3FG%	FT-FTA	FT%	OFF	DEF	TOT	AVG	PF	DQ	A	TO	BLK	STL	Pts	AVG
45	BANTON, Dalano	1-1	34:21	34.3	5-12	.417	3-5	.600	2-2	1.000	0	8	8	8.0	1	0	4	2	0	0	15	15.0
0	ALLEN, Teddy	1-1	25:17	25.3	4-9	.444	3-5	.600	0-2	.000	0	1	1	1.0	5	1	1	3	0	1	11	11.0
2	MCGOWENS, Trey	1-1	29:48	29.8	2-7	.286	1-2	.500	5-9	.556	2	4	6	6.0	2	0	2	0	0	1	10	10.0
24	OUEDRAOGO, Yvan	1-1	24:46	24.8	3-4	.750	0-0	.000	0-0	.000	2	4	6	6.0	2	0	1	0	2	1	6	6.0
11	MAYEN, Lat	1-1	28:34	28.6	2-9	.222	0-6	.000	1-2	.500	1	1	2	2.0	1	0	0	1	3	2	5	5.0
34	THORBJARNARSON, Thorir	1-0	24:57	25.0	1-6	.167	1-5	.200	1-2	.500	0	2	2	2.0	3	0	2	2	0	1	4	4.0
35	ANDRE, Eduardo	1-0	00:53	0.9	1-1	1.000	0-0	.000	0-0	.000	0	0	0	0.0	0	0	0	0	0	0	2	2.0
3	WOOD, Elijah	1-0	00:28	0.5	0-0	.000	0-0	.000	0-0	.000	0	0	0	0.0	0	0	0	0	0	0	0	0.0
4	STEVENSON, Shamiel	1-0	01:07	1.1	0-1	.000	0-1	.000	0-0	.000	0	0	0	0.0	0	0	0	1	0	0	0	0.0
10	WEBSTER, Kobe	1-0	13:35	13.6	0-3	.000	0-2	.000	0-0	.000	0	0	0	0.0	0	0	2	0	0	0	0	0.0
14	LAKES, Trevor	1-0	16:14	16.2	0-2	.000	0-1	.000	0-0	.000	0	3	3	3.0	1	0	0	0	1	0	0	0.0
Team											1	2	3									
<b>Total</b>		<b>1</b>	<b>200</b>		<b>18-54</b>	<b>.333</b>	<b>8-27</b>	<b>.296</b>	<b>9-17</b>	<b>.529</b>	<b>6</b>	<b>25</b>	<b>31</b>	<b>31.0</b>	<b>15</b>	<b>1</b>	<b>12</b>	<b>9</b>	<b>6</b>	<b>6</b>	<b>53</b>	<b>53.0</b>
<b>Opponents</b>		<b>1</b>	<b>200</b>		<b>22-55</b>	<b>.400</b>	<b>8-26</b>	<b>.308</b>	<b>15-15</b>	<b>1.000</b>	<b>6</b>	<b>34</b>	<b>40</b>	<b>40.0</b>	<b>12</b>	<b>0</b>	<b>14</b>	<b>11</b>	<b>1</b>	<b>0</b>	<b>67</b>	<b>67.0</b>

### Team Statistics

	NEBR	OPP
<b>Scoring</b>	<b>53</b>	<b>67</b>
Points per game	53.0	67.0
Scoring margin	-14.0	-
<b>Field goals-att</b>	<b>18-54</b>	<b>22-55</b>
Field goal pct	.333	.400
<b>3 point fg-att</b>	<b>8-27</b>	<b>8-26</b>
3-point FG pct	.296	.308
3-pt FG made per game	8.0	8.0
<b>Free throws-att</b>	<b>9-17</b>	<b>15-15</b>
Free throw pct	.529	1.000
F-Throws made per game	9.0	15.0
<b>Rebounds</b>	<b>31</b>	<b>40</b>
Rebounds per game	31.0	40.0
Rebounding margin	-9.0	-
<b>Assists</b>	<b>12</b>	<b>14</b>
Assists per game	12.0	14.0
<b>Turnovers</b>	<b>9</b>	<b>11</b>
Turnovers per game	9.0	11.0
Turnover margin	+2.0	-
Assist/turnover ratio	1.3	1.3
<b>Steals</b>	<b>6</b>	<b>0</b>
Steals per game	6.0	0.0
<b>Blocks</b>	<b>6</b>	<b>1</b>
Blocks per game	6.0	1.0
<b>Winning streak</b>	<b>0</b>	<b>-</b>
Home win streak	0	-
<b>Attendance</b>	<b>0</b>	<b>0</b>
Home games-Avg/Game	0-0	1-0
Neutral site-Avg/Game	-	0-0

### Team Results

Date	Opponent	Score	Att.
12/22/2020	at Wisconsin	L 53-67	0



## 2020-21 Nebraska Men's Basketball Combined Team Statistics All games

### Game Records

Record	Overall	Home	Away	Neutral
ALL GAMES	4-4	4-2	0-2	0-0
CONFERENCE	0-1	0-0	0-1	0-0
NON-CONFERENCE	4-3	4-2	0-1	0-0

### Score by Periods

Team	1st	2nd	OT	TOT
Nebraska	309	315	0	624
Opponents	255	299	0	554

### Team Box Score

No.	Player	Total			3-Point		F-Throw		Rebounds				PF DQ A TO BLK STL PTS AVG									
		GP-GS	MIN	AVG	FG-FGA	FG%	3FG-FGA	3FG%	FT-FTA	FT%	OFF	DEF	TOT	AVG	PF	DQ	A	TO	BLK	STL	PTS	AVG
0	ALLEN, Teddy	8-8	206:47	25.8	50-112	.446	16-47	.340	23-38	.605	17	24	41	5.1	19	1	11	18	1	20	139	17.4
45	BANTON, Dalano	8-8	234:54	29.4	36-78	.462	10-30	.333	29-39	.744	11	51	62	7.8	12	0	44	18	9	12	111	13.9
2	MCGOWENS, Trey	8-8	217:35	27.2	28-69	.406	9-25	.360	20-35	.571	6	28	34	4.3	22	1	12	16	1	9	85	10.6
10	WEBSTER, Kobe	8-0	167:36	21.0	28-59	.475	14-36	.389	8-12	.667	1	15	16	2.0	10	0	12	7	1	6	78	9.8
11	MAYEN, Lat	8-8	195:01	24.4	19-58	.328	11-40	.275	7-12	.583	13	30	43	5.4	20	0	9	13	5	4	56	7.0
4	STEVENSON, Shamiel	8-0	131:01	16.4	15-31	.484	1-11	.091	17-22	.773	6	15	21	2.6	18	0	7	12	1	6	48	6.0
14	LAKES, Trevor	2-0	42:15	21.1	4-7	.571	4-6	.667	0-1	.000	1	8	9	4.5	1	0	2	0	1	0	12	6.0
35	ANDRE, Eduardo	2-0	14:43	7.4	5-5	1.000	0-0	.000	1-2	.500	1	3	4	2.0	3	0	1	0	2	0	11	5.5
24	OUEDRAOGO, Yvan	8-1	147:29	18.4	13-32	.406	0-0	.000	14-23	.609	21	25	46	5.8	17	0	5	4	7	4	40	5.0
34	THORBJARNARSON, Thorir	8-7	202:53	25.4	12-42	.286	6-26	.231	3-4	.750	6	23	29	3.6	12	0	14	10	0	8	33	4.1
3	WOOD, Elijah	5-0	25:47	5.2	3-9	.333	2-8	.250	0-0	.000	0	5	5	1.0	0	0	3	2	0	1	8	1.6
21	PIATKOWSKI, Jace	3-0	07:27	2.5	1-1	1.000	1-1	1.000	0-0	.000	1	0	1	0.3	0	0	0	0	0	0	3	1.0
44	PORTER, Bret	3-0	06:32	2.2	0-0	.000	0-0	.000	0-0	.000	0	1	1	0.3	1	0	0	1	1	0	0	0.0
Team											10	9	19					1				
<b>Total</b>		<b>8</b>	<b>1600</b>		<b>214-503</b>	<b>.425</b>	<b>74-230</b>	<b>.322</b>	<b>122-188</b>	<b>.649</b>	<b>94</b>	<b>237</b>	<b>331</b>	<b>41.4</b>	<b>135</b>	<b>2</b>	<b>120</b>	<b>102</b>	<b>29</b>	<b>70</b>	<b>624</b>	<b>78.0</b>
<b>Opponents</b>		<b>8</b>	<b>1600</b>		<b>195-498</b>	<b>.392</b>	<b>69-220</b>	<b>.314</b>	<b>95-138</b>	<b>.688</b>	<b>88</b>	<b>230</b>	<b>318</b>	<b>39.8</b>	<b>159</b>	<b>4</b>	<b>110</b>	<b>124</b>	<b>23</b>	<b>46</b>	<b>554</b>	<b>69.3</b>

### Team Statistics

	NEBR	OPP
<b>Scoring</b>	<b>624</b>	<b>554</b>
Points per game	78.0	69.3
Scoring margin	+8.8	-
<b>Field goals-att</b>	<b>214-503</b>	<b>195-498</b>
Field goal pct	.425	.392
<b>3 point fg-att</b>	<b>74-230</b>	<b>69-220</b>
3-point FG pct	.322	.314
3-pt FG made per game	9.3	8.6
<b>Free throws-att</b>	<b>122-188</b>	<b>95-138</b>
Free throw pct	.649	.688
F-Throws made per game	15.3	11.9
<b>Rebounds</b>	<b>331</b>	<b>318</b>
Rebounds per game	41.4	39.8
Rebounding margin	+1.6	-
<b>Assists</b>	<b>120</b>	<b>110</b>
Assists per game	15.0	13.8
<b>Turnovers</b>	<b>102</b>	<b>124</b>
Turnovers per game	12.8	15.5
Turnover margin	+2.8	-
Assist/turnover ratio	1.2	0.9
<b>Steals</b>	<b>70</b>	<b>46</b>
Steals per game	8.8	5.8
<b>Blocks</b>	<b>29</b>	<b>23</b>
Blocks per game	3.6	2.9
<b>Winning streak</b>	<b>0</b>	<b>-</b>
Home win streak	1	-
<b>Attendance</b>	<b>25</b>	<b>254</b>
Home games-Avg/Game	6.4	2-127
Neutral site-Avg/Game	-	0-0

### Team Results

Date	Opponent	Score	Att.
11/25/2020	McNeese	W 102-55	0
11/26/2020	Nevada	L 66-69	0
11/28/2020	North Dakota St.	W 79-57	0
12/01/2020	South Dakota	W 76-69	25
12/09/2020	Georgia Tech	L 64-75	0
12/11/2020	at Creighton	L 74-98	254
12/17/2020	Doane	W 110-64	0
12/22/2020	at Wisconsin	L 53-67	0