

N NEBRASKA BASKETBALL

2020-21 GAME NOTES

Nebraska caps a busy first week of the season on Tuesday evening, as the Huskers play host to South Dakota. Tipoff at Pinnacle Bank Arena is slated for 8 p.m.

The matchup between the Huskers and Coyotes will be carried nationally on BTN with Kevin Kugler and Nick Bahe on the call. The game can also be streamed via the web, smartphones, tablets and connected devices through the Fox Sports app.

Fans can follow all of the action across the state of Nebraska on the Learfield IMG College Husker Sports Network with Kent Pavelka and Jake Muhleisen on the call. The game will also be available on Huskers.com, the Huskers app and TuneIn radio. The pregame show begins one hour prior to tipoff.

Nebraska comes off a 79-57 win over North Dakota State last Saturday. The Huskers put four players in double figures, led by 22 points from Teddy Allen, and limited the Bison to just 17 percent shooting in the second half. Allen, who scored 17 of his 22 points in the second half, added seven rebounds and five steals for the winners. Trey McGowens chipped in a season-high 19 points and five rebounds, while Dalano Banton and Lat Mayen added 12 points apiece, as Nebraska never trailed against the Bison. The Huskers held NDSU to 29 percent, the lowest opponent by a Husker opponent in 70 games.

The Huskers' strength in the early season has been its balance with five players averaging double figures and a sixth averaging 8.7 points per game. Allen enters the week ranked 10th in the Big Ten in scoring at 17.7 ppg, while Dalano Banton ranks in the top 20 in the Big Ten in scoring (14.7 ppg, 19th), rebounding (7.3 rpg, 14th), and assists (6.3 apg, fourth) while posting a nearly 4-to-1 assist-to-turnover ratio.

South Dakota comes to Lincoln with an 0-2 following losses to Colorado and Drake last weekend. Senior guard Stanley Umude was a preseason All-Summit League selection and paces the Coyotes with 17.0 points and 6.0 rebounds per game. Sophomore Guard A.J. Plitzuweit also averages double figures with 11.5 points per game. South Dakota was picked fifth in the Summit League preseason polls.

The Huskers will continue their season-opening homestand on Sunday, Dec. 6, when Nebraska hosts Florida A&M. Tipoff is slated for 1 p.m. and the game will be televised on BTN.

GAME MATCHUP

NEBRASKA CORNHUSKERS

2020-21 Record: 2-1 (0-0 Big Ten)

Head coach: Fred Hoiberg

Record at Nebraska: 9-26 (2nd year)

Career NCAA Record: 124-82 (7th year)

SOUTH DAKOTA COYOTES

2020-21 Record: 0-2 (0-0 Summit League)

Head coach: Todd Lee

Record at South Dakota: 33-32 (3rd year)

Career Record: 187-112 (11th year)

BROADCAST INFO

Television: BTN

Play-by-play: Kevin Kugler

Analyst: Nick Bahe

Online Broadcast: Fox Sports App

Radio: Learfield IMG College Husker Sports Network, including 590 AM (Omaha), 1400 AM (Lincoln) and 880 AM (Lexington)

Play-by-play: Kent Pavelka

Analyst: Jake Muhleisen

Online Radio: Available on Huskers.com, Huskers App, TuneIn.com/Huskers and TuneIn App.

XM: 383

SiriusXM 973

PLAYER SPOTLIGHT

Teddy Allen enters Tuesday's game ranked 11th nationally with 4.3 steals per game. He is one of only two players nationally with multiple games with at least five steals.



GAME 4: SOUTH DAKOTA

4

GAME DETAILS

Date: Tuesday, Dec. 1

Time: 8 p.m.

City: Lincoln, Neb.

Arena: Pinnacle Bank Arena

MEDIA INFO

TV: BTN

Online Video: Fox Sports App

Radio: Learfield IMG College

Internet Audio: Huskers.com

Huskers app/TuneIn

2020-21 SCHEDULE

Date	Opponent	TV/Internet	Result
Wed., Nov. 25	McNeese State	BTN	W, 102-55
Golden Window Classic			
Thurs., Nov. 26	Nevada	BTN	L, 66-69
Sat., Nov. 28	North Dakota State	BTN	W, 79-57
Tues., Dec. 1	South Dakota	BTN	8 p.m.
Sun., Dec. 6	Florida A&M	BTN	1 p.m.
ACC/Big Ten Challenge			
Wed., Dec. 9	Georgia Tech	ESPN	6:15 p.m.
Fri., Dec. 11	at Creighton	BTN	6 p.m.
Mon., Dec. 21	at Wisconsin *	TBA	TBA
Fri., Dec. 25	Michigan *	TBA	TBA
Wed., Dec. 30	at Ohio State *	TBA	TBA
Sat., Jan. 2	Michigan State *	TBA	TBA
Tues., Jan. 5	at Purdue *	TBA	TBA
Sun., Jan. 10	Indiana *	TBA	TBA
Wed., Jan. 13	Illinois *	TBA	TBA
Sat., Jan. 16	at Maryland *	TBA	TBA
Wed., Jan. 20	Minnesota *	TBA	TBA
Sun., Jan. 24	at Iowa *	TBA	TBA
Sat., Jan. 30	Penn State *	TBA	TBA
Wed., Feb. 3	at Michigan State *	TBA	TBA
Feb. 7 or 8	at Minnesota *	TBA	TBA
Thurs., Feb. 11	Wisconsin *	TBA	TBA
Sun., Feb. 14	at Penn State *	TBA	TBA
Wed., Feb. 17	Maryland *	TBA	TBA
Sat., Feb. 20	Purdue *	TBA	TBA
Wed., Feb. 24	at Illinois *	TBA	TBA
Sun., Feb. 28	Rutgers *	TBA	TBA
March 6 or 7	at Northwestern *	TBA	TBA
BIG TEN TOURNAMENT			
Wed., March 10	Big Ten Tournament	TBA	TBA
Thurs., March 11	Big Ten Tournament	TBA	TBA
Fri., March 12	Big Ten Tournament	TBA	TBA
Sat., March 13	Big Ten Tournament	TBA	TBA
Sun., March 14	Big Ten Tournament	TBA	TBA

Notes: * - Big Ten Conference Game; Home games are in red and bold

2020-21 ROSTER AT A GLANCE

No	Name	Pos.	Ht.	Wt.	Yr.	Hometown	GP/GS	MPG	PPG	RPG	APG
0	Teddy Allen	G	6-6	223	Jr.	Mesa, Ariz.	3/3	27.7	17.7	6.0	1.7
2	Trey McGowens	G	6-4	191	Jr.	Pendleton, S.C.	3/3	25.3	11.0	3.3	2.0
3	Elijah Wood	G	6-5	174	Fr.	Potomac, Md.	2/0	5.5	0.0	1.0	1.0
4	Shamiel Stevenson	G	6-6	245	Jr.	Toronto, Ontario, Canada	3/0	18.3	8.7	3.3	0.7
10	Kobe Webster	G	6-0	172	Sr.	Indianapolis, Ind.	3/0	20.3	10.0	2.0	1.7
11	Lat Mayen	F	6-9	205	Jr.	Adelaide, Australia	3/3	24.3	10.7	5.0	1.0
13	Derrick Walker	F	6-8	232	Jr.	Kansas City, Mo.	Has not played				
14	Trevor Lakes #	F	6-7	215	Sr.	Lebanon, Ind.	Will sit out 2020-21 season (transfer)				
21	Jace Piatkowski	G	6-3	184	RFr.	Omaha, Neb.	2/0	3.0	1.5	0.5	0.0
24	Yvan Ouedraogo	F	6-9	245	So.	Bordeaux, France	3/0	19.0	5.0	5.7	0.3
30	Chris McGraw #	G	6-0	170	So.	Columbus, Ohio	Will sit out 2020-21 season (transfer)				
33	Akol Arop	F	6-5	203	So.	Omaha, Neb.	Will miss 2020-21 season (knee)				
34	Thorir Thorbjarnarson	G	6-6	202	Sr.	Reykjavik, Iceland	3/3	27.7	3.7	3.0	1.3
35	Eduardo Andre	F	6-10	228	Fr.	London, England	Has not played				
44	Bret Porter	F	6-5	228	RFr.	Omaha, Neb.	2/0	2.5	0.0	0.5	0.0
45	Dalano Banton	G	6-9	204	So.	Toronto, Ontario, Canada	3/3	30.0	14.7	7.3	6.3

- Will sit out 2020-21 season

2020-21 NEBRASKA BASKETBALL ROSTER

No.	VL	Name	Pronunciation	Pos.	Ht.	Wt.	Yr.	Hometown	Previous School
0		Teddy Allen		G	6-6	223	Jr.	Mesa, Ariz.	Western Nebraska CC
2		Trey McGowens		G	6-4	191	Jr.	Pendleton, S.C.	Pittsburgh
3		Elijah Wood		G	6-5	174	Fr.	Potomac, Md.	Berkmar (Ga.) HS
4		Shamiel Stevenson	Sha-meal	G	6-6	245	Jr.	Toronto, Ontario, Canada	Nevada
10		Kobe Webster		G	6-0	172	Sr.	Indianapolis, Ind.	Western Illinois
11		Lat Mayen	Latt [rhymes w/ Matt] my-yen	F	6-9	205	Jr.	Adelaide, Australia	Chipola College
13		Derrick Walker		F	6-8	232	Jr.	Kansas City, Mo.	Tennessee
14		Trevor Lakes		F	6-7	215	Sr.	Lebanon, Ind.	Indianapolis
21	*	Jace Piatkowski		G	6-3	184	RFr.	Omaha, Neb.	Elkhorn South HS
24	*	Yvan Ouedraogo	I-van WOO-drah-oh-goh	F	6-9	245	So.	Bordeaux, France	INSEP
30		Chris McGraw		G	6-0	170	So.	Columbus, Ohio	Otterbein
33	*	Akol Arop	A-call uh-rope	F	6-5	203	So.	Omaha, Neb.	Creighton Prep HS
34	***	Thorir Thorbjarnarson		G	6-6	202	Sr.	Reykjavik, Iceland	Menntaskólinn i Reykjavik
35		Eduardo Andre		F	6-10	228	Fr.	London, England	AZ Compass Prep
44	*	Bret Porter		F	6-5	228	RFr.	Omaha, Neb.	Millard North HS
45		Dalano Banton	duh-LAH-no BAN-ten	G	6-9	204	So.	Toronto, Ontario, Canada	Western Kentucky

2020-21 COACHING STAFF

Name	Pronunciation	Title	Year at Nebraska	Alma Mater (Year)
Fred Hoiberg		Head Coach	Second	Iowa State (1995)
Matt Abdelmassih	Abdel-massey	Assistant Coach	Second	St. John's (2007)
Doc Sadler		Assistant Coach	Second as Asst./Eighth	Arkansas (1982)
Armon Gates		Assistant Coach	Third	Kent State (2006)
Bobby Lutz	Lootz	Special Assistant to the Head Coach	Second	UNC Charlotte (1980)
Tim Wilson		Basketball Strength Coach	10th	Nebraska (1981)
Matt Holt		Video Coordinator	Fourth	New Haven (2013)
Luca Virgilio	Vir-Jill-e-o	Director of Basketball Operations	Second	Universita degli Studi di Roma Tre (2012)
Bertram "Buzzy" Caruthers		Director of Player Development	Second	Hampton (2006)
Athan Katsantonis		Graduate Manager	First	Syracuse (2020)
John Harris Jr.		Graduate Manager	Second	Benedictine (2017)

TEAM STATS

Nebraska Cornhuskers			South Dakota Coyotes		
2020-21 Team Statistics (Record: 2-1)			2020-21 Team Statistics (Record: 0-2)		
Category	Nebraska	OPP	Category	USD	OPP
SCORING	247	181	SCORING	114	153
Points per game	82.3	60.3	Points per game	57.0	76.5
Scoring margin	+22.0	-	Scoring margin	-19.5	-
FIELD GOALS-ATT	83-197	65-174	FIELD GOALS-ATT	39-111	57-135
Field goal pct	.421	.374	Field goal pct	.351	.422
3 POINT FG-ATT	28-97	19-67	3 POINT FG-ATT	5-34	17-42
3-point FG pct	.289	.284	3-point FG pct	.147	.405
3-pt FG made per game	9.3	6.3	3-pt FG made per game	2.5	8.5
FREE THROWS-ATT	53-79	32-52	FREE THROWS-ATT	31-42	22-28
Free throw pct	.671	.615	Free throw pct	.738	.786
F-Throws made per game	17.7	10.7	F-Throws made per game	15.5	11.0
REBOUNDS	118	135	REBOUNDS	75	87
Rebounds per game	39.3	45.0	Rebounds per game	37.5	43.5
Rebounding margin	-5.7	-	Rebounding margin	-6.0	-
ASSISTS	47	30	ASSISTS	17	37
Assists per game	15.7	10.0	Assists per game	8.5	18.5
TURNOVERS	29	65	TURNOVERS	25	18
Turnovers per game	9.7	21.7	Turnovers per game	12.5	9.0
Turnover margin	+12.0	-	Turnover margin	-3.5	-
Assist/turnover ratio	1.6	0.5	Assist/turnover ratio	0.7	2.1
STEALS	39	10	STEALS	5	12
Steals per game	13.0	3.3	Steals per game	2.5	6.0
BLOCKS	9	10	BLOCKS	9	8
Blocks per game	3.0	3.3	Blocks per game	4.5	4.0

NUMBERS TO KNOW

4 - Blocked shots by Dalano Banton vs. McNeese State, which was the most by a Husker since Isaiah Roby had four blocks against Wisconsin in the 2019 Big Ten Tournament. NU didn't record four blocks as a team in 23 of 32 games last season.

12.0 - Nebraska is fifth nationally in turnover margin at +12.0 per game. The Huskers are 10th in turnovers forced (21.7) and 27th in fewest turnovers per game (9.7).

16 - Nebraska led the Big Ten and ranked 16th nationally in pace last season by KenPom. It was the highest finish of any Big Ten program in the KenPom database since the site began tracking in 2001-02.

39 - Steals for NU, which is second nationally entering the week. South Dakota will face the top two teams in steals this week in Nebraska and Kansas City (40, 1st).

41 - Nebraska's 3-point attempts against Nevada was a single-game record, breaking the mark of 38 against Kansas in 2002. It ranked eighth in Big Ten history and was the most since Iowa took 42 attempts against Savannah State on Dec. 22, 2018.

102 - Nebraska's 102 points against McNeese State was the first time NU topped the 100-point mark since the 2018-19 opener. It also marked the ninth time in school history that NU scored 100+ points in an opener.

PROBABLE STARTERS (BASED ON LAST GAME)



#45 Dalano Banton | G | So. | 6-9 | 204 | Toronto, Ontario, Canada

2020-21 Averages: PPG: 14.7 | APG: 6.3 | RPG: 7.3 | BPG: 2.0

Worth Noting: Playmaking point guard with a nearly seven foot wingspan...Had 12 points, nine rebounds and eight assists vs. North Dakota State...Had 18 points, seven board and five assists vs. Nevada, topping NU in all three categories...Added 15 pounds since arriving on campus and ran the scout team last year as he was sitting out...Began career at Western Kentucky, where he played in 31 games, including 12 starts...Posted a double-double with 13 rebounds and 10 assists while adding eight points in a win over No. 15 Wisconsin...Posted three double-figure scoring games in 2018-19...Top-100 recruit in the class of 2018 after reclassifying.

Career Bests (includes WKU): Pts: 18 | Reb: 13 | Ast: 10 | Stl: 3 (2x) | Bl: 4



#24 Trey McGowens | G | Jr. | 6-4 | 191 | Pendleton, S.C.

2020-21 Averages: PPG: 11.0 | APG: 2.0 | RPG: 3.3 | SPG: 1.3

Worth Noting: Two-year starter at Pittsburgh...Athletic guard who is disruptive on the defensive end...Finished with 19 points and five boards vs. NDSU...Had 14 points, three board and three steals vs. McNeese State...Started 32 games last season and ranked in the top 15 in the ACC in steals (fourth), assists (10th), assist-to-turnover ratio (15th, 1.26-to-1) and minutes played (13th, 33.8 per game) last season...Posted 20 double-figure scoring games, including three 20-point efforts...Two-time ACC Freshman of the Week posted a pair of 30-point games in 2018-19...Top-100 recruit who played at Hargrave Military Academy...Younger brother, Bryce, signed with NU in November.

Career Bests (includes Pittsburgh): Pts: 33 | Reb: 8 | Ast: 9 | Stl: 7




#0 Teddy Allen | G | Jr. | 6-6 | 222 | Mesa, Ariz.

2020-21 Averages: PPG: 17.7 | RPG: 6.0 | APG: 1.7 | SPG: 4.3

Worth Noting: Junior college transfer who is a prolific scoring threat...Led NU with 22 points, seven rebounds and five steals vs. NDSU...Totaled 17 points, six boards and five steals vs. Nevada...No. 8 JUCO player in nation by JUCORecruiting.com...Averaged 31.4 ppg at Western Nebraska CC in 2019-20, the most by junior college player since 2014...Began college career at West Virginia, averaging 7.0 points and 2.7 rebounds per game, as the Mountaineers reached the Sweet 16...2017 Nebraska Gatorade High School Player of the Year at Boys Town HS (31.6 ppg, 12.8 rpg)...Younger brother (Timmy) is a second-team All-Pac 12 player at Utah.

Career Bests (includes W. Virginia): Pts: 24 | Reb: 9 | Ast: 2 (2x) | Stl: 5




#34 Thorir Thorbjarnarson | G | Sr. | 6-6 | 202 | Reykjavik, Iceland

2019-20 Averages: PPG: 3.7 | RPG: 3.0 | APG: 1.3 | SPG: 1.7

Worth Noting: Senior who has started 27 straight games dating back to last season...glue guy who can fill a variety of roles on the court...Had three points, three boards and three steals vs. NDSU...Had eight points in the opener vs. McNeese State...Averaged 8.8 points, 4.8 rebounds, 1.3 assists and 1.1 steals per game, finishing 10th in the Big Ten in steals and 14th in 3-point percentage (.372)...Reached double figures 13 times in 2019-20, highlighted by a trio of 17-point performances...Started seven times in 2019, including all five postseason games...Grabbed a career-high 10 rebounds against No. 24 Wisconsin in 2018-19...NU's first scholarship player from Iceland and has been on the Iceland Senior National team since 2017.

Collegiate Career Bests: Pts: 17 (2x) | Reb: 10 | Ast: 5 | Stl: 5



#11 Lat Mayen | F | Jr. | 6-9 | 205 | Adelaide, Australia

2019-20 Averages (Chipola College): PPG: 10.7 | RPG: 5.0

Worth Noting: High motor forward who can stretch defenses with his shooting...Tallied 12 points and four boards vs. NDSU...Had 13 points and six boards vs. McNeese State...Rated the No. 18 JUCO Player nationally by JUCORecruiting.com...Averaged 11.8 points and 8.4 boards per game at Chipola, while grabbing 8.4 boards per game...Had eight double-doubles in 2019-20...Began career at TCU, where he played in 17 games in 2018-19 before a left knee injury...Averaged 2.1 points and 1.2 rebounds in 7.9 minutes per game...Had season highs of 12 points and six boards vs. West Virginia...Rated the No. 2 ranked player in Australia by AUSA Hoops...Attended Australian Institute of Sport.

Career Bests (includes TCU): Pts: 13 | Reb: 6 (2x) | Ast: 1 (3x) | Stl: 2

NATIONAL POLLS

AP TOP 25 (PRESEASON)

No	Team (1st)	Record	Points	Prev.
1	Gonzaga (28)	0-0	1,541	
2	Baylor (24)	0-0	1,540	
3	Villanova (11)	0-0	1,501	
4	Virginia (1)	0-0	1,364	
5	Iowa	0-0	1,273	
6	Kansas	0-0	1,221	
7	Wisconsin	0-0	1,150	
8	Illinois	0-0	1,105	
9	Duke	0-0	1,073	
10	Kentucky	0-0	1,038	
11	Creighton	0-0	922	
12	Tennessee	0-0	919	
13	Michigan State	0-0	820	
14	Texas Tech	0-0	790	
15	West Virginia	0-0	651	
16	North Carolina	0-0	465	
17	Houston	0-0	438	
18	Arizona State	0-0	402	
19	Texas	0-0	380	
20	Oregon	0-0	375	
21	Florida State	0-0	351	
22	UCLA	0-0	336	
23	Ohio State	0-0	270	
24	Rutgers	0-0	190	
25	Michigan	0-0	160	

Others receiving votes: LSU 146, Memphis 69, Florida 69, Alabama 50, Indiana 48, Louisville 41, Richmond 40, Stanford 14, Providence 9, Saint Louis 8, Auburn 8, San Diego State 6, Connecticut 6, BYU 4, Loyola Chicago 3, Seton Hall 2, UNC Greensboro 1, Northern Iowa 1

USA TODAY COACHES POLL (PRESEASON)

No	Team (1st)	Record	Points	Prev.
1	Baylor (12)	0-0	764	
2	Gonzaga (10)	0-0	762	
3	Villanova (8)	0-0	755	
4	Virginia	0-0	666	
5	Kansas	0-0	612	
6	Iowa (1)	0-0	587	
7	Wisconsin	0-0	579	
8	Duke (1)	0-0	555	
9	Kentucky	0-0	541	
10	Illinois	0-0	523	
11	Creighton	0-0	458	
12	Michigan State	0-0	437	
13	Texas Tech	0-0	420	
14	Tennessee	0-0	383	
15	West Virginia	0-0	347	
16	North Carolina	0-0	266	
17	Arizona State	0-0	240	
18	Florida State	0-0	203	
18	Houston	0-0	203	
20	Oregon	0-0	193	
21	UCLA	0-0	145	
22	Texas	0-0	137	
23	Rutgers	0-0	104	
24	Ohio State	0-0	102	
25	Alabama	0-0	62	

Others receiving votes: Louisville 55, Florida 52, Michigan 38, LSU 27, Dayton 23, San Diego State 23, Richmond 21, Maryland 15, Indiana 14, Seton Hall 12, Memphis 12, UConn 11, Stanford 10, Oklahoma State 9, Northern Iowa 8, BYU 8, Providence 4, Syracuse 4, Purdue 3, Arkansas 2, Stephen F. Austin 1, Saint Mary's 1, Loyola Chicago 1, Western Kentucky 1, Georgia Tech 1

2020-21 BIG TEN STANDINGS (AS OF NOV. 30)

Team	B1G	Pct.	Overall	Pct.
Illinois	0-0	--	3-0	1.000
Maryland	0-0	--	3-0	1.000
Rutgers	0-0	--	3-0	1.000
Iowa	0-0	--	2-0	1.000
Michigan State	0-0	--	2-0	1.000
Minnesota	0-0	--	2-0	1.000
Michigan	0-0	--	2-0	1.000
Wisconsin	0-0	--	2-0	1.000
Ohio State	0-0	--	2-0	1.000
Indiana	0-0	--	1-0	1.000
Penn State	0-0	--	1-0	1.000
Nebraska	0-0	--	2-1	.667
Purdue	0-0	--	1-1	.500
Northwestern	0-0	--	0-0	.000

Date Matchup or Result Time

11/26	Nebraska 66, Nevada 69	
11/26	Illinois 97, Chicago St. 38	
11/26	Purdue 70, Clemson 81	
11/27	Maryland 82, Navy 52	
11/27	Illinois 77, Ohio 75	
11/27	Iowa 103, Southern U. 76	
11/27	Rutgers 96, Fairleigh Dickinson 75	
11/27	Wisconsin 92, Ark.-Pine Bluff 58	
11/28	Nebraska 79, North Dakota St. 57	
11/28	Michigan State 80, Notre Dame 70	
11/28	Penn State 86, VMI 65	
11/29	Maryland 79, Mount St. Mary's 61	
11/29	Ohio State 74, UMass Lowell 64	
11/29	Michigan 81, Oakland 71	
11/29	Rutgers 70, Hofstra 56	
11/30	Indiana vs Providence	1:30 p.m.
11/30	Minnesota vs. Loyola Marymount	7 p.m.
12/1	Indiana vs Texas/Davidson	TBA
12/1	Oakland at Purdue	2 p.m.
12/1	Green Bay at Wisconsin	4 p.m.
12/1	Monmouth at Maryland	6 p.m.
12/1	Michigan State at Duke	6:30 p.m.
12/1	South Dakota at Nebraska	8 p.m.
12/2	Indiana vs TBA	TBA
12/2	Morehead State at Ohio State	4 p.m.
12/2	Virginia Commonwealth at Penn State	4 p.m.
12/2	Ball State at Michigan	6p.m.
12/2	Arkansas-Pine Bluff at Northwestern	8 p.m.
12/2	Illinois vs Baylor	9 p.m.
12/3	Western Illinois at Iowa	6 p.m.
12/4	George Mason at Maryland	2 p.m.
12/4	Detroit Mercy at Michigan State	4 p.m.
12/4	Wisconsin at Marquette	6 p.m.
12/4	Valparaiso at Purdue	6 p.m.
12/4	North Dakota at Minnesota	8 p.m.

SCOUTING SOUTH DAKOTA

South Dakota is 0-2 on the season following losses to Colorado (84-61) and Drake (69-53) in the Little Apple Classic last week. The Coyotes returned one starter from a team that went 20-12 and finished third in the Summit League with a 10-6 mark. Coach Todd Lee is in his third season and improved USD's win total from 13 to 20 in his second season. Prior to taking the Coyotes' job, Lee spent five seasons as an assistant at Grand Canyon University and eight seasons leading Kentucky Wesleyan, taking the school to five straight NCAA Division II Tournaments.

While the Coyotes roster features 11 new players, senior guard Stanley Umude returns as one of the best players in the Summit League. Umude, a 6-foot-6 guard, averaged 16.7 points, 6.3 rebounds and 2.1 assists per game last season and is averaging a team-best 17.0 points per game in the first two contests. Sophomore guard A.J. Plitzuweit joins Umade in double figures at 11.5 ppg. USD has shot just 35 percent in the first two games, while opponents are shooting 42 percent.

South Dakota has a pair of players with Nebraska ties. Sophomore forward Brady Heiman began his college career at Nebraska, where he played in 30 games in 2018-19. Sophomore guard Kanon Koster is a Kearney, Neb., native who began his career at UNK. Graduate assistant Johnny Trueblood played at Nebraska (2015-16, 2017-19), helping the Huskers to consecutive postseason appearances after walking on to the program.

Nebraska is 32-5 all-time against South Dakota dating back to 1911, but the teams have played only three times since 1984. The Huskers won the last meeting, 73-61 on Dec. 3, 2016. In that game, Jack McVeigh's 16 points led five Huskers in double figures. The Huskers are 82-11 all-time against the current Summit League members following Saturday's win over North Dakota State.

LAST TIME OUT

Nebraska used a 19-4 game-opening surge and a huge second half from Teddy Allen to post a 79-57 victory over defending Summit League champion North Dakota State Saturday afternoon.

Allen scored 17 of his game-high matching 22 points in the second half, including seven points in a 2:02 span late in the game as Nebraska pushed its lead to 20 points for the first time with four minutes left. Allen added seven rebounds and a game-high five steals to help the Huskers improve to 2-1 while the Bison slipped to 0-2.

Trey McGowens added 19 points as four Huskers finished the game in double figures. Dalano Banton came within striking distance of a triple-double with 12 points, nine rebounds and eight assists before exiting the game with two minutes left and the Huskers leading 74-51. Lat Mayen rounded out the Huskers in double figures with 12 points, including a trio of three-pointers.

Nebraska led from start to finish thanks to a hot shooting start. The Huskers opened 4-of-5 from three-point range beginning with a three from Thorir Thorbjarnarson, followed by a three from Allen before Mayen's second triple in a 40-second span gave the Big Red a 19-4 lead just 5:47 into the game.

North Dakota State rallied to trim the Husker margin to seven points on three occasions in the half, with the last one coming on a buzzer-beating three-pointer by Jaxon Knotek to cut NU's margin to 43-36 at halftime.

Although NDSU went to the locker room with some momentum, Allen and Mayen quickly shot Nebraska out to its biggest lead of the game at the time (53-37) in the opening five minutes of the second half. Allen scored the first two points of the half before Mayen drained his third three-pointer to make it 48-36 with 18:35 left. After a free throw by North Dakota State, Allen sank a three with 15:41 left, before scoring again on a driving layup with 15:07 remaining to put the Huskers up 16 points for the first time. North Dakota State was never able to cut the margin to single digits the rest of the way.

HUSKERS GET JUMP ON OPPONENTS

One constant during the Huskers' first three games is getting off to quick starts. NU has outscored its three opponents by a combined 34-9 prior to the first media timeout. Against North Dakota State, the Huskers jumped out to a 16-4 lead in the first segment and never trailed against the Bison.

Fast Starts

Opponent	Score	Timeout
vs. McNeese State	11-3	U-16 TO
vs. Nevada	7-2	U-16 TO
vs. North Dakota State	16-4	U-16 TO

STEALS = BASKETS

Nebraska's length on the defensive end has been disruptive during the early portion of the campaign. The Huskers enter the week ranked eighth nationally with 13.0 steals per game, a total which is second in the Big Ten. NU has taken advantage of those turnovers, averaging 26.7 ppg off of opponent turnovers in the first three games.

- Nebraska has 10+ steals in the first three games, the first time the Huskers have had 10+ steals in three straight games since the 2016-17 season. That is the only time since 2010 that the Huskers have accomplished that.
- If Nebraska gets 10+ steals against South Dakota on Tuesday, it will mark the first time it has happened in four or more games since a seven-game stretch spanning the 1998-99 [Texas A&M, vs. Texas Tech (B12), vs. Kansas (B12), vs. UNLV (NIT), at TCU NIT]] and 1999-2000 (Eastern Illinois, Southern Miss) seasons.

WORTH NOTING

- Nebraska improves to 2-0 all-time against North Dakota State, as the other meeting came in 1933.
- Nebraska held North Dakota State to 29 percent shooting, the best defensive performance by the Huskers under Fred Hoiberg. It was the best defensive performance in 70 games dating back to the 2018-19 season opener against Southeastern Louisiana (26.8 percent).
- Nebraska has three games with 10+ steals in 2020-21, equaling the entire 2019-20 total of games with double-figure steals.
- The last time Nebraska had three straight games with 10+ steals came during the 2016-17 season (at Indiana, at Maryland, vs. Iowa).
- Nebraska has committed 10 or fewer turnovers in each of the first three games this season.

A UNIQUE POINT GUARD

It is not often that you see a point guard handling jump ball duties, but Dalano Banton is not your typical point guard, and NU coach Fred Hoiberg is finding ways to incorporate Banton's unique skills. The 6-foot-9 sophomore provides a unique focal point to the Huskers' attack and is averaging 14.7 points, 7.3 rebounds and 6.3 assists per game. He joins Illinois' Ayo Dosunmu as the only Big Ten players and just two of seven players nationally averaging 14 points, 6.0 rebounds and 6.0 assists per game through Sunday's games. Banton comes off his best game of the season, finishing with 12 points, nine rebounds and eight assists in the win over North Dakota State.

TEDDY BUCKETS

Junior college transfer Teddy Allen has lived up to his billing as an elite scorer. The 6-foot-6 junior guard leads Nebraska at 17.7 points per game while also chipping in 6.0 rebounds and 4.3 steals per game. Allen, who averaged 31.4 points per game at Western Nebraska Community College last season, has been in double figures in all three games, and comes off a 22-point performance against North Dakota State. It was his fourth career 20-point game, as he had three as a freshman at West Virginia in 2017-18.

HOIBERG HOPES FOR SECOND-YEAR TURNAROUND

Nebraska Coach Fred Hoiberg is looking to orchestrate a turnaround similar to his second season at Iowa State. That Cyclone team was similar to the 2020-21 Huskers, as they featured several sit-out transfers from the previous year, and added them to a pair returning starters. The Huskers, like the Cyclones in 2011-12, have two starters back, and added several transfers.

School	Year One	Starters R/L	Sit-Outs	Newcomers	Year Two
ISU (2011-12)	16-16 (3-13)	2/3	4	3	23-11 (12-6)
NEB (2020-21)	7-25 (2-18)	2/3	3	7	TBD

HUSKERS LOOK TO PUSH PACE

When Nebraska coach Fred Hoiberg talks about playing with pace, he means it. His first Nebraska team led the Big Ten and was the only conference program in the top-50 nationally in tempo in 2019-20. It was the highest finish of any Big Ten program in the KenPom database since the site began tracking in 2001-02.

In six seasons as a college head coach, his teams have ranked in the top-50 in tempo five times - that matches the entire number of times that a Big Ten program has done it since the 2001-02 campaign. Prior to Hoiberg's arrival, the last time a Husker team was in the top-100 nationally in tempo according to KenPom was in 1999-2000 under Danny Ne.

Pace Under Hoiberg

Year	Hoiberg-Coached Team	Big Ten Leader
2010-11	Iowa State (34th)	Iowa (100th)
2011-12	Iowa State (128th)	Iowa (70th)
2012-13	Iowa State (30th)	Iowa (95th)
2013-14	Iowa State (12th)	Iowa (29th)
2014-15	Iowa State (10th)	Minnesota (47th)
2019-20	Nebraska (16th)	Same

HUSKERS ADD EXPERIENCED NEWCOMERS

Nebraska adds an influx of veterans in 2020-21, gaining the services of seven scholarship players with previous Division I experience. The group has combined for nearly 3,000 points along with over 1,000 rebounds and 600 steals during their careers and includes multi-year starters Kobe Webster (Western Illinois) and Trey McGowens (Pittsburgh). The Huskers also gain the services of three players (Dalano Banton, Shamiel Stevenson and Derrick Walker) who had to sit out the 2019-20 campaign after transferring to Nebraska.

Nebraska's top six scores after three games are all newcomers, including five averaging double figures. In fact, 89.6 percent of the Huskers' offense has come from players who did not play at Nebraska in 2019-20.

Looking at Nebraska's Transfers

Player	School	Points	Rebounds	Assists	Steals
Delano Banton	Western Kentucky	105	92	65	14
Shamiel Stevenson	Pittsburgh	288	148	36	19
Derrick Walker	Tennessee	92	107	16	9
Kobe Webster	Western Illinois	1417	336	287	77
Trey McGowens	Pittsburgh	764	213	173	127
Lat Mayen	TCU	36	21	4	4
Teddy Allen	West Virginia	244	96	19	13
Division I Totals		2,946	1,013	600	263

THOR EMERGED AS SCORING THREAT

Senior Thorir Thorbjarnarson emerged as a key part of the Huskers' attack in 2019-20. He started the Huskers' final 24 games and is NU's top returning scorer at 8.8 points per game while also chipping in 4.8 rebounds per contest. He shot 46 percent from the field and 37 percent from 3-point range, finishing 14th in the Big Ten in 3-point percentage after making just six 3-pointers in his first two seasons.

• In Big Ten play, he averaged 10.6 ppg while leading NU in field goal percentage (.455) and 3-point percentage (.364). He was also second in rebounding (5.5 rpg) and assists (1.7 apg).

LEARFIELD IMG COLLEGE HUSKER SPORTS NETWORK

Kent Pavelka

- Is his 34th season of calling Husker men's basketball
- Called NU basketball for two stretches from 1974-1996 before returning to play-by-play duties full time in 2006-07
- Called his 1,000th Husker basketball game in 2018-19
- Six-time Nebraska Sportcaster of the Year who was inducted into the Nebraska Broadcasters Hall of Fame in 2019

Jake Muhleisen

- Is in his third season as full-time color analyst after filling in part time for several seasons
- Four-year starter at Nebraska from 2002-05
- Three-year team captain during his career

Ben McLaughlin

- Fills in as a color analyst for select broadcasts
- Co-hosts Sports Nightly and works on the Learfield IMG College football and baseball broadcasts

2020-21 Network Affiliates

City	Station	Location
Ainsworth	KBRB	1400 AM
Alliance	KCOW	1400 AM
Beatrice	KWBE	1450 AM
Broken Bow	KBBN	95.3 FM
Chadron	KCSR	610 AM
Columbus	KJSK	900 AM
Fairbury	KGMT	1310 AM
Falls City	KTNC	1230 AM
Fremont	KFMT	105.5 FM
Grand Island	KRGI	1430 AM
Hastings	KHAS	1230 AM
Holdrege	KUVR	1380 AM
Kearney	KGFW	1340 AM
Lexington	KRVN	880 AM
Lincoln	KLIN	1400 AM
McCook	KSWN	93.9 AM
Nebraska City	KNCY	1600 AM
Nebraska City	KBIE	103.1 FM
Norfolk	KNEN	94.7 FM
North Platte	KODY	1240 AM
North Platte	KXNP	106.1 FM
O'Neill	KRBX	102.9 FM
Omaha	KXSP	590 AM
Scottsbluff	KNEB	960 AM
Sidney	KSID	1340 AM
Superior	KRFS	1600 AM
Superior	KRFS	103.9 FM
Valentine	KVSH	940 AM

Nationwide

- Huskers.com and Huskers App
- TuneIn.com/Huskers and TuneIn App
- SiriusXM Satellite Radio

QUICK FACTS

University of Nebraska Information

Location Lincoln, Neb.
 Founded 1869
 Enrollment 25,057
 Nickname Cornhuskers, Huskers
 Colors Scarlet & Cream
 Affiliation NCAA Division I
 Conference Big Ten Conference
 Home Arena Pinnacle Bank Arena
 Capacity/Year Opened 15,000/2013
 Chancellor Ronnie Green
 Faculty Rep. Scott M. Fuess Jr.
 Athletics Director Bill Moos
 Deputy A.D./Chief of Staff John Johnson
 Athletic Dept. Phone (402) 472-4224
 Assistant A.D./Ticketing Holly Adam
 Ticket Office Phone (402) 472-3111 or 1-800-8BIGRED
 Website Huskers.com

Basketball History

First year of basketball 1896-97
 Regular-season conference titles (last) 7 (1950)
 Postseason conference titles (last) 1 (1994)
 All-time postseason appearances 26
 All-time postseason record 24-25
 NCAA Appearances (last) 7 (2014)
 NIT Appearances (last) 19 (2019)

Basketball Staff

Head Coach Fred Hoiberg
 Alma Mater (Year) Iowa State (1995)
 Record at Nebraska 9-26 (2nd season)
 Overall NCAA Coaching Record 124-82 (7th season)
 Assistant Coaches Matt Abdelmassih (2nd season)
 Armon Gates (3rd season)
 Doc Sadler (2nd season as asst./8th season overall)
 Special Assistant to the Head Coach Bobby Lutz (1st season)
 Strength Coach Tim Wilson
 Graduate Managers Jon Harris Jr. and Athan Katsantonis
 Director of Operations Luca Virgilio
 Asst. Director of Operations Sheryl Burbach
 Video Coordinator Matt Holt
 Director of Player Development Buzzy Caruthers
 Assistant Athletic Trainer R.J. Pietig
 Equipment Manager Pat Norris

2020-21 Team Information

Final Record 7-25 (5-11 H, 0-12 A, 2-2 N)
 Big Ten Record (Finish) 2-18 (14th)
 Big Ten Championship 0-1, lost to Indiana 64-89
 Postseason None
 Starters Returning/Lost 2/3
 Lettermen Returning/Lost 5/7
 Scholarship Newcomers 7

Communications Contact

Sr. Assoc. Director/MBB Contact Shamus McKnight
 Office Phone (402) 472-777
 Cell Phone (402) 540-0268
 E-Mail smcknight@huskers.com
 Press Row Phone (402) 904-5925
 Communications Mailing Address
 One Memorial Stadium, P.O. Box 880123,
 800 Stadium Drive, Lincoln, NE 68588-0123

- His 9.1 ppg increase in conference play from last season was the third-largest jump in the Big Ten this season, trailing only Big Ten Player of the Year Luka Gara and NBA draft pick Daniel Oturu.
- Thorbjarnarson has gotten off to a slow offensive start, averaging just 3.7 points in NU's first three games, but has made other significant contributions which don't often show up in the box score. He is third on the team in minutes and the Huskers have a +37 when he's been on the floor in 2020-21. The senior is second on the team in steals (1.7 spg) and has a 4-to-1 assist-to-turnover ratio.

LIGHTER OUEDRAOGO LOOKS FOR BIGGER ROLE

One of the biggest changes on the Husker roster is a new slimmed down look for sophomore Yvan Ouedraogo. The 6-foot-9 forward went home in March and worked on his body during the pandemic. The 18-year old dropped nearly 20 pounds while back home and that has greatly improved his game during fall practice.

- He has come off the bench in the early going, averaging 5.0 points and 5.7 rebounds per game in just over 19 minutes of action. He has grabbed at least seven rebounds in two of the Huskers' three games.
- Ouedraogo made 30 starts as a true freshman, averaging 5.7 points and a team-high 6.3 rebounds per game in just over 21 minutes per game. He finished third among Big Ten true freshmen in rebounding in 2019-20.

- He became the third freshman to lead NU in rebounding in a season, joining Aleks Maric (6.3, 2005-06) and John Turek (6.2, 2001-02). Ouedraogo set NU's freshman rebounding record with 203, breaking the mark of 169 by Aleks Maric.
- He played some of his best basketball down the stretch, averaging 6.8 points on 49 percent shooting and 7.6 rebounds per game over Nebraska's last nine games.
- Ouedraogo's best performance of the year came against Northwestern on March 1, when he posted his third double-double of the season with season highs in points (11), rebounds (19) and minutes (38). His 19 rebounds were the most ever by a Husker freshman and most by any Husker since 2007.
- Ouedraogo's three double-doubles tied for the most ever by a Husker freshman, as he also had double-doubles against Illinois (11 points/10 rebounds) on Feb. 24 and vs. Texas A&M-Corpus Christi (11 points/14 rebounds) on Dec. 29.

FROM COLLEGE TO THE NBA AND BACK AGAIN

Nebraska's Fred Hoiberg is in an exclusive club, as he was one of just 10 current Division I coaches to coach in both Division I and in the NBA in 2020-21. He spent three-plus seasons with the Chicago Bulls, guiding the Bulls to the NBA Playoffs in 2016. Hoiberg's 270 regular-season NBA games rank second among the 10 former NBA coaches in the collegiate ranks. Hoiberg also brings five years of NBA front office experience, as he worked with the Minnesota Timberwolves from 2005 to 2010.

<u>Coach, School</u>	<u>NBA Head Coach, Years</u>
John Calipari, Kentucky	New Jersey, 1996-99
Leonard Hamilton, Miami	Washington, 2000-01
Fred Hoiberg, Nebraska	Chicago, 2015-18
Lindsey Hunter, Mississippi Valley State	Phoenix, 2013
Lon Kruger, Oklahoma	Atlanta, 2000-03
Larry Krystkowiak, Utah	Milwaukee, 2007-08
Eric Musselman, Arkansas	Golden State, 2002-04; Sacramento, 2006-07
Terry Porter, Portland	Milwaukee, 2003-05; Phoenix 2008-09
Rick Pitino, Iona	New York, 1987-89; Boston, 1997-2001
Darrell Walker, Arkansas Little Rock	Toronto, 1996-98; Washington, 1999-2000

HUSKERS SIGN TALENTED TRIO

The three-member class that the Nebraska basketball program signed earlier this month has been lauded as one of the nation's top recruiting classes.

The trio of Wilhelm Breidenbach, Bryce McGowens and Keisei Tominaga has NU ranked 19th in the ESPN.com team ranking while also earning top 30 spots by both 247Sports and Rivals. The class is rated fourth in the Big Ten by all three outlets, and Nebraska is one of three Big Ten programs – joining Michigan and Michigan State – in signing a five-star recruit in the class of 2021.

NU's class features a pair of top-100 recruits in McGowens and Breidenbach, who are two of the three-highest-rated players Nebraska has signed in the 247 composite database, which compiles all of the major recruiting sites into one list. McGowens, a five-star recruit, is the highest ranked prospect Nebraska has signed since the current national recruiting sites began nearly 20 years ago.

On the ESPN100, McGowens ranked No. 33 nationally and is the highest-ranked recruit NU has signed out of high school, while Breidenbach's No. 53 ranking would have previously tied Ed Morrow Jr. in 2015 for the highest-ranked Husker recruit in ESPN's database. He was ranked as high as No. 23 nationally by Rivals.

HUSKER NOTEBOOK

- Fred Hoiberg will look for his 125th career college win on Tuesday against South Dakota. He enters the contest with a 124-82 record in six-plus seasons.
- Nebraska is 45-11 (.804) against non-conference foes since moving into Pinnacle Bank Arena in 2013-14.
- Nebraska signed a pair of top-20 junior college prospects for the second straight season. Junior guard Teddy Allen was rated eighth by JUCORecruiting.com, while forward Lat Mayen was tabbed 18th nationally by the publication. The Huskers

NU FRESHMAN REBOUNDING TOP-5

<u>No.</u>	<u>Name</u>	<u>Rebounds</u>
1.	Yvan Ouedraogo (2020)	203
2.	Aleks Maric (2005)	169
3.	John Turek (2002)	162

NU FRESHMAN SINGLE-GAME BOARDS

<u>No.</u>	<u>Player, Opponent (Date)</u>
19	Yvan Ouedraogo vs. NW (3/1/2020)
17	Ron Taylor vs. UNI (12/20/1973)
17	Brian Conklin vs. K-State (2/14/2001)

were one of three programs nationally to sign a pair of top-20 JUCO recruits (St. John's and Southern Miss).

- Nebraska played in four overtime games in 2019-20, matching the Huskers' single-season record. It marked the sixth time that NU played in four overtime contests (also 2007-08, 1996-97, 1986-87, 1979-80 and 1955-66). The Huskers, who went 1-3 in OT games, played a quarter of all overtime games by Big Ten teams in 2019-20. The Huskers are 63-50 all-time in overtime games in program history entering the 2020-21 season.

- It is not surprising that Nebraska relied on its 3-point shooting, as Hoiberg's Iowa State teams led the Big 12 in 3-pointers in four of his five seasons at the school. The Huskers averaged 7.9 3-pointers per game last season to rank second in school history. It marked NU's highest per game total since the 2001-02 season. NU finished with 253 3-pointers, which ranked third in school history. Nebraska hit 10-or-more 3-pointers seven times in 2019-20, including a season-high 12 3-pointers on three occasions.

Most 3-Pointers/Game in School History

No.	School	Games	3-Pointers/Game
1.	2001-02	28	9.54
2.	2019-20	32	7.90
3.	2006-07	31	7.87
4.	2018-19	36	7.50

AROP TO MISS 2020-21 SEASON

University of Nebraska Head Coach Fred Hoiberg announced on Nov. 12 that sophomore Akol Arop will miss the entire 2020-21 season following knee surgery. According to Nebraska Men's Basketball Athletic Trainer R.J. Pietig, Arop had an arthroscopic procedure in early November to address chronic issues with his left knee. Pietig said that the surgery was a success and a full recovery will take six months.

Arop played in 21 games as a true freshman for the Huskers. While he averaged just 1.0 points and 1.3 rebounds per game in 2019-20, Arop saw most of his action down the stretch, playing at least 20 minutes in each of the Huskers' final three games. He set personal bests in minutes (23) and blocked shots (two) in the Big Ten Tournament against Indiana, while the 6-foot-5 forward snared a season-high six rebounds in 20 minutes of work at No. 25 Michigan.

TOP-10 PINNACLE BANK ARENA CROWDS

No.	Attend.	Opponent	Date
1.	15,998	Wisconsin	March 9, 2014
2.	15,991	Penn State	Feb. 25, 2018
3.	15,987	Tennessee-Martin	Nov. 28, 2014
4.	15,978	Northwestern	March 1, 2014
5.	15,952	Iowa	Jan. 27, 2018
6.	15,950	Creighton	Dec. 8, 2018
7.	15,949	Arkansas State	Dec. 14, 2013
8.	15,946	South Dakota State	Nov. 15, 2019
9.	15,945	Minnesota	Jan. 26, 2014
10.	15,933	Iowa	Feb. 22, 2015

RECORD AT PINNACLE BANK ARENA

Season	Wins	Losses	Pct.
2013-14	15	1	.938
2014-15	10	6	.625
2015-16	10	8	.556
2016-17	8	8	.500
2017-18	16	1	.941
2018-19	13	5	.722
2019-20	5	11	.313
2020-21	2	1	.667
Totals	79	41	.658

NEBRASKA BOSTS HIGHEST EVER GSR SCORE

Nebraska student-athletes have posted a 94 percent NCAA Graduation Success Rate (GSR), continuing the Huskers' long tradition of being a national leader in the classroom. The NCAA released its GSR scores on Nov. 17, with Nebraska recording its highest all student-athlete rate for the eighth consecutive year. It also marked the third straight year Nebraska has achieved a GSR of 90 percent or higher.

At the conference level, the 94 percent mark is tied for second among 14 Big Ten schools. On the national scale, Nebraska's GSR ranks in a tie for 10th among 65 Power Five Schools, and third among public institutions at the Power Five level.

The Husker men's basketball program achieved an 100 percent GSR, and was one of 13 Husker programs to post a 100 GSR in the latest rankings.

The 94 percent GSR rate is another milestone for a program that has long been a national leader in academic and athletic achievement. Nebraska leads the nation with 340 CoSIDA Academic All-Americans in school history across all sports. Nebraska also leads the nation with 18 NCAA Today's Top 10 Award winners.

NEBRASKA HEAD COACH FRED HOIBERG

AT NEBRASKA (2019-PRESENT)

• Hired as Nebraska's 28th men's basketball coach on March 30, 2019, a position his grandfather (Jerry Bush) held for nine seasons from 1954 to 1963.

CHICAGO BULLS (2015-18)

- Coached the Chicago Bulls for three-plus seasons, posting a 115-155 record.
- Became just the fifth coach in franchise history to post a winning record in his debut season.
- Took the Bulls to the 2017 NBA Playoffs where they won the first two games against the top-seeded Boston Celtics, as the Bulls were the first No. 8 seed to take a 2-0 lead against a No. 1 seed since 1993.
- Was the fifth coach in NBA history to have each of his first two career playoff victories come on the road.

IOWA STATE (2010-15)

- Served as head coach at his alma mater for five seasons, posting a 115-56 record, which is the top winning percentage in school history (.673).
- Led the Cyclones to four straight NCAA Tournament appearances - a program record - while his 115 wins were the most in a five-year stretch in school history.
- Guided Iowa State to back-to-back Big 12 Tournament titles in 2014 and 2015.
- Produced four All-Americans, 12 All-Big 12 honorees and 10 players who played in the NBA.
- Named Big 12 Coach of the Year in 2012, as the Cyclones went from three conference wins to 12 in one season.
- Won 28 games and reached the NCAA Sweet 16 in 2014.
- Led the Big 12 in scoring offense in two of his last four seasons and topped the conference in 3-pointers four times in five years.

MINNESOTA TIMBERWOLVES (2005-10)

- Served as Vice President of Basketball Operations in 2009-10, overseeing the day-to-day operations of basketball programs including college and pro scouting, salary cap management and NBA Draft preparations.
- Was the Assistant General Manager for three seasons, helping the Timberwolves orchestrate a draft-day trade for five-time all-star Kevin Love in 2008.

AS AN NBA PLAYER (1995-2005)

- Spent 10 years in the NBA with the Indiana Pacers (four seasons), Chicago Bulls (four seasons) and Minnesota Timberwolves (two seasons) after being selected in the second round of the 1995 NBA Draft.
- Was a member of three NBA Playoff Teams, including a Timberwolves team that reached the 2004 Western Conference Finals.
- Shot 40 percent from 3-point range during his career and led the NBA in 3-point shooting in his final season (48.3, 2004-05).
- Ended his NBA career abruptly at the age of 33 after undergoing open-heart surgery to repair an aneurysm in his aortic root.

IOWA STATE PLAYING CAREER (1991-95)

- Started all four seasons at Iowa State, averaging 15.8 points, 6.9 rebounds, 2.8 assists and 1.6 steals per game in his collegiate career.
- His No. 32 was retired by Iowa State in 1997 and Hoiberg is a member of the ISU Hall of Fame.
- Garnered third-team All-America honors as a senior in 1994-95, averaging 19.9 points per game to help the Cyclones win a then-school-record 23 games and was named Big Eight Co-Male Athlete of the Year in 1995.
- Two-time Academic All-American who was inducted into the CoSIDA Academic Hall of Fame in 2016.



FRED HOIBERG'S COLLEGIATE COACHING RECORD

Year	School	Overall Record	Pct.	Conf. Record	Pct	Conf. Finish	Postseason
2010-11	Iowa State	16-16	.500	3-13	.188	12th	None
2011-12	Iowa State	23-11	.676	12-6	.677	T-3rd	NCAA Third Round
2012-13	Iowa State	23-12	.657	11-7	.611	T-4th	NCAA Third Round
2013-14	Iowa State	28-8	.778	11-7	.611	T-3rd	NCAA Sweet 16
2014-15	Iowa State	25-9	.735	12-6	.677	T-2nd	NCAA Second Round
2019-20	Nebraska	7-25	.219	2-18	.100	14th	None
2020-21	Nebraska	2-1	.667	0-0	.000	-	-
Totals		124-82	.602	51-57	.472	-	


2020-21 TELEVISION/RADIO ROSTER




0 | TEDDY ALLEN
Jr. | G | 6-6 | 223




2 | TREY MCGOWENS
Jr. | G | 6-4 | 191



3 | ELIJAH WOOD
Fr. | G | 6-5 | 174



4 | SHAMIEL STEVENSON
Jr. | G/F | 6-6 | 245




10 | KOBE WEBSTER
Sr. | G | 6-0 | 172




11 | LAT MAYEN
Jr. | F | 6-9 | 205



13 | DERRICK WALKER
Jr. | F | 6-8 | 232




14 | TREVOR LAKES
Sr. | F | 6-7 | 215



21 | JACE PIATKOWSKI
Rfr. | G | 6-3 | 184




24 | YVAN OUEDRAOGO
So. | F | 6-9 | 245



30 | CHRIS MCGRAW
So. | G | 6-0 | 170




33 | AKOL AROP
So. | F | 6-5 | 203



34 | THORIR THORBJARNARSON
Sr. | G | 6-6 | 202



35 | EDUARDO ANDRE
Fr. | F | 6-10 | 228



44 | BRET PORTER
Rfr. | F | 6-5 | 228



45 | DALANO BANTON
So. | G | 6-9 | 204



FRED HOIBERG
Head Coach



MATT ABDELMASSIH
Assistant Coach



ARMON GATES
Assistant Coach



DOC SADLER
Assistant Coach



BOBBY LUTZ
Special Assistant to the
Head Coach



LUCA VIRGILIO
Director of Basketball
Operations



TIM WILSON
Strength Coach



MATT HOLT
Video Coordinator



BUZZY CARUTHERS
Director of Player
Development



R.J. PIETIG
Athletic Trainer



PAT NORRIS
Equipment Manager



SHERYL BURBACH
Assistant Director of
Basketball Operations



JOHN HARRIS JR.
Graduate Manager



ATHAN KATSANTONIS
Graduate Manager

Nebraska Team

Ranked in the top 5 (AP Poll) Never Happened
 Ranked in the top 10 (AP Poll) March 1, 1966
 Ranked in the top 20 (AP Poll) Jan. 2, 1995
 Ranked in the top 25 (AP Poll) Dec. 31, 2018 (No. 24)
 Ranked in the top 25 (USA Today Coaches Poll) Dec. 31, 2018 (No. 23)

Played AP Poll No. 1 ranked team lost at No. 1 Indiana (47-76), 2/13/2013
 Defeated AP Poll No. 1 ranked team at No. 1 Missouri (67-51), 2/6/1982
 Played AP Poll No. 2 ranked team lost at No. 2 Michigan (47-62), 1/9/13
 Defeated AP Poll No. 2 ranked team vs. No. 2 Oklahoma State (85-69), 2/5/1992
 Played Team Ranked 1-5 by AP lost at No. 3 Michigan State (57-86), 12/3/2017
 Defeated Team Ranked 1-5 by AP vs. No. 3 Texas (70-67), 2/19/2011
 Played Team Ranked 6-10 by AP lost to No. 9 Maryland (70-72), 2/11/2020
 Defeated Team Ranked 6-10 by AP vs. No. 9 Wisconsin (77-68), 3/9/2014
 Defeated Team Ranked 11-25 by AP vs. No. 21 Maryland (68-61), 3/14/2019
 Defeated Team Ranked 1-10 by AP on Road at No. 9 Michigan State (60-51), 2/16/2014
 Defeated Ranked Team by AP on Road vs. No. 25 Indiana (66-51), 1/14/2019

Scored 100 or more points 102; vs. McNeese State, 11/25/2020
 Scored 90 or more points 102; vs. McNeese State, 11/25/2020
 Scored 80 or more points 102; vs. McNeese State, 11/25/2020
 Scored less than 50 points 47; vs. UC Riverside, 11/5/2019
 Scored less than 40 points 38; at Oregon, 12/15/2012
 Shot 75% from the field750, vs. Nebraska-Omaha (42-56), 1/25/1988 §
 Shot 70% from the field723; vs. UNC Wilmington (34-47), 12/5/1997
 Shot 60% from the field628; vs. Northwestern (27-43), 2/3/2015

Made 50 or more free throws Never Happened
 Made 40 or more free throws 43; vs. Texas (43-59), 1/3/1996 - \$
 Made 30 or more free throws 37; vs. UTSA (37-50), 12/20/2017
 Made 25 or more free throws 25; vs. Illinois (25-30), 12/2/2018
 Attempted 60 or more free throws 60, vs. Kansas State (36-60), 1/11/1954 - \$
 Attempted 50 or more free throws 50, vs. UTSA (37-50), 12/20/2017
 Attempted 40 or more free throws 50, vs. UTSA (37-50), 12/20/2017
 Attempted 30 or more free throws 30; vs. Nevada (21-30), 11/26/2020
 Shot 100% from the foul line (min 10 att.) 1.000; at Penn State (16-16), 1/19/2013
 Shot 95% from the foul line (min 10 att.) 1.000; at Penn State, (16-16), 1/19/2013
 Shot 90% from the foul line (min 10 att.)913; vs. Oklahoma State (21-23), 12/16/2018

Made 20 or more 3-pointers Never Happened
 Made 15 or more 3-pointers 15; vs. Mississippi Valley State (15-37), 11/6/2018
 Made 10 or more 3-pointers 10; vs. McNeese State (10-24), 11/25/2020
 Made 0 3-pointers 0; vs. Jacksonville State (0-5), 12/18/2012
 Held Opponent to 0 3-pointers 0; Southeastern Louisiana, 11/22/2015
 Attempted 40 or more 3-pointers 41; vs. Nevada (9-41), 11/26/2020 §
 Attempted 30 or more 3-pointers 32; vs. North Dakota State (9-32), 11/28/2020
 Attempted 20 or more 3-pointers 32; vs. North Dakota State (9-32), 11/28/2020
 Shot 75% from 3-point range (min. 10 att.)750, vs. UT-Pan American (9-12), 12/2/2009 - \$
 Shot 60% from 3-point range (min. 10 att.)647; vs. USC (11-17), 12/3/2012
 Shot 50% from 3-point range (min. 10 att.)500; vs. Washington State (9-18), 11/25/2019
 Shot 50% from 3-point range (min. 20 att.)571; vs. Southern (12-21), 11/22/2019

Had 60 or more rebounds 60; vs. Oral Roberts, 12/22/1999
 Had 50 or more rebounds 50; at Illinois, 2/2/2019

Had 30 or more assists 35, vs. Northeastern Illinois, 12/21/1994
 Had 25 or more assists 28; vs. North Carolina A&T, 12/19/2005
 Had 20 or more assists 22; vs. Purdue, 12/22/2019
 Had 15 or more assists 15; vs. North Dakota State, 11/28/2020

Had 20 or more steals 23, vs. Texas Tech, 3/4/1999 - \$
 Had 15 or more steals 16, vs. McNeese State, 11/28/2020
 Had 10 or more steals 11, vs. North Dakota State, 11/28/2020

Had 15 or more blocked shots 15, vs. Coppin State, Dec. 6, 1996 - \$
 Had 10 or more blocked shots 14; at Northwestern, 1/2/2018

Had 30 or more turnovers 31, at Creighton, 12/11/2005
 Had 20 or more turnovers 22; at Michigan, 3/5/2020
 Had 5 or less turnovers 5; vs. Purdue, 2/23/2019

Nebraska Player...

Had 20 or more points: 22; Teddy Allen vs. North Dakota State, 11/28/2020
Had 25 or more points: 25; Dachon Burke Jr. at Indiana, 12/13/2019
Had 30 or more points: 34; James Palmer Jr. vs. Rutgers, 3/13/2019
Had 40 or more points: 41; Aleks Maric vs. Kansas State, 2/13/2007

Had No Player in Double Figures: vs. Ohio State, 1/21/2012
Had Five Players with 10 or more points vs. McNeese State, 11/25/2020
 Teddy Allen (14); Trey McGowens (14); Shamiel Stevenson (14) Dalano Banton;
 Kobe Webster (13); Lat Mayen (13)
Had Six Players with 10 or more points vs. McNeese State, 11/25/2020
 Teddy Allen (14); Trey McGowens (14); Shamiel Stevenson (14) Dalano Banton;
 Kobe Webster (13); Lat Mayen (13)
Two Huskers with 20 or more points, same game: at Indiana, 12/13/2019
 Haanif Cheatham (21) and Dachon Burke (25)
Three Huskers with 20 or more points, same game: Iowa, 3/10/2019
 James Palmer Jr. (30), Glynn Watson Jr. (23), Isaiah Roby (23)
Two Huskers with 30 or more points, same game: vs. Oregon, 11/25/1995
 Tyronn Lue (30) & Jaron Boone (30) - only time in school history

Had 10 or more rebounds: 19; Ivan Ouedraogo vs. Northwestern, 3/1/2020
Had 15 or more rebounds: 19; Ivan Ouedraogo vs. Northwestern, 3/1/2020
Had 20 or more rebounds: 21, Kimani Ffriend vs. Oral Roberts, 12/22/1999
Had 25 or more rebounds: 26, Bill Johnson vs. Iowa State, 1/4/1954 - \$
Two Huskers with 10 or more rebounds, same game: vs. Stetson, 12/29/2017
 (Tanner Borchardt, 10; Jordy Tshimanga, 10)
Three Huskers with 10 or more rebounds, same game: vs. Texas Tech, 1/19/2000
 (Steffon Bradford 16; Kimani Ffriend 12; Louis Truscott 11)

Had 5 or more 3-pointers: 5; Cam Mack vs. Michigan (5-7), 1/28/2020
Had 6 or more 3-pointers: 7; Glynn Watson Jr. vs. Iowa (7-12), 3/10/2019
Had 7 or more 3-pointers: 7; Glynn Watson Jr. vs. Iowa (7-12), 3/10/2019
Had 8 or more 3-pointers: 8; Cary Cochran, vs. Baylor (8-13), 2/27/2002 - \$

Had 5 or more assists: 5; Dalano Banton vs. Nevada, 11/26/2020
Had 10 or more assists: 12; Cam Mack vs. Iowa, 1/7/2020
Had 15 or more assists: 15; Charles Richardson vs. Rutgers, 12/2/2006
Had 18 or more assists: 18; Brian Carr, at Evansville, 1/3/1985 - \$

Had 5 or more blocked shots: 5; Isaiah Roby vs. Northwestern, 2/16/2019
Had 6 or more blocked shots: 6; Isaiah Roby vs. Eastern Illinois, 11/11/2017
Had 7 or more blocked shots: 7; John Turek vs. Colorado, 3/2/2005
Had 9 or more blocked shots: 9; Mikki Moore vs. Coppin State, 12/6/1996 - \$
Had 10 or more blocked shots: Never Happened

Had 5 or more steals: 5; Teddy Allen vs. North Dakota State, 11/28/2020
Had 6 or more steals: 6; Glynn Watson Jr. vs. Long Beach State, 11/26/2017
Had 7 or more steals: 7; Brandon Richardson at Ohio State, 1/3/2012
Had 8 or more steals: 8, Cookie Belcher vs. Oklahoma St., 2/7/2001 - \$
Had 10 or more steals: Never Happened

Had Triple-Double (Points/Rebounds/Assists): Cam Mack vs. Purdue, 12/15/2019 (11/10/12)
Had Double-Double (Points/Assists): Cam Mack vs. Iowa, 1/7/2019 (15/10)
Had Double-Double (Points/Rebounds): Ivan Ouedraogo vs. Northwestern, 3/1/2020 (11/19)
Had Double-Double (Points/Steals): Never Happened
Had Double-Double (Points/Blocks): Never Happened

§ - School Record - # - Tied School record
 As of 11/29/2020

2020-21 GAME-BY-GAME COMPARISON

Team	FG-FGA	Pct.	3FG-3FGA	Pct.	FT-FTA	Pct.	O-D	Reb.	PF	A	TO	B	S	Pts.	W/L
McNeese State	21-55	.382	7-22	.318	6-14	.429	12-23	35	26	10	27	5	3	55	
at Nebraska	36-72	.500	10-24	.417	20-29	.690	17-28	45	15	19	10	4	16	102	W
Nevada	24-50	.480	6-21	.286	15-22	.682	10-39	49	27	12	21	1	3	69	
at Nebraska	18-62	.290	9-41	.220	21-30	.700	11-20	31	24	13	9	1	12	66	L
North Dakota State	20-69	.290	6-26	.250	11-16	.688	22-29	51	17	8	17	4	4	57	
at Nebraska	29-63	.460	9-32	.281	12-20	.600	10-32	42	16	15	10	4	11	79	W

2020-21 SUPERLATIVES

2020-21 NEBRASKA TEAM GAME HIGHS

POINTS	102	MCNEESE (11/25/20)
	79	NORTH DAKOTA ST. (11/28/20)
	66	NEVADA (11/26/20)
FIELD GOALS MADE	36	MCNEESE (11/25/20)
	29	NORTH DAKOTA ST. (11/28/20)
FIELD GOAL ATTEMPTS	72	MCNEESE (11/25/20)
	63	NORTH DAKOTA ST. (11/28/20)
FIELD GOAL PERCENTAGE	.500 (36-72)	MCNEESE (11/25/20)
	.460 (29-63)	NORTH DAKOTA ST. (11/28/20)
3 PT FIELD GOALS MADE	10	MCNEESE (11/25/20)
	9	NORTH DAKOTA ST. (11/28/20)
	9	NEVADA (11/26/20)
3 PT FG ATTEMPTS	41	NEVADA (11/26/20)
	32	NORTH DAKOTA ST. (11/28/20)
3 PT FG PERCENTAGE	.417 (10-24)	MCNEESE (11/25/20)
	.281 (9-32)	NORTH DAKOTA ST. (11/28/20)
FREE THROWS MADE	21	NEVADA (11/26/20)
	20	MCNEESE (11/25/20)
FREE THROW ATTEMPTS	30	NEVADA (11/26/20)
	29	MCNEESE (11/25/20)
FREE THROW PERCENTAGE	.700 (21-30)	NEVADA (11/26/20)
	.690 (20-29)	MCNEESE (11/25/20)
REBOUNDS	45	MCNEESE (11/25/20)
	42	NORTH DAKOTA ST. (11/28/20)
ASSISTS	19	MCNEESE (11/25/20)
	15	NORTH DAKOTA ST. (11/28/20)
STEALS	16	MCNEESE (11/25/20)
	12	NEVADA (11/26/20)
BLOCKED SHOTS	4	NORTH DAKOTA ST. (11/28/20)
	4	MCNEESE (11/25/20)
TURNOVERS	10	NORTH DAKOTA ST. (11/28/20)
	10	MCNEESE (11/25/20)
FOULS	24	NEVADA (11/26/20)

2020-21 OPPONENT TEAM GAME HIGHS

POINTS	69	NEVADA (11/26/20)
	57	NORTH DAKOTA ST. (11/28/20)
	55	MCNEESE (11/25/20)
FIELD GOALS MADE	24	NEVADA (11/26/20)
	21	MCNEESE (11/25/20)
FIELD GOAL ATTEMPTS	69	NORTH DAKOTA ST. (11/28/20)
	55	MCNEESE (11/25/20)
FIELD GOAL PERCENTAGE	.480 (24-50)	NEVADA (11/26/20)
	.382 (21-55)	MCNEESE (11/25/20)
3 PT FIELD GOALS MADE	7	MCNEESE (11/25/20)
	6	NORTH DAKOTA ST. (11/28/20)
	6	NEVADA (11/26/20)
3 PT FG ATTEMPTS	24	NORTH DAKOTA ST. (11/28/20)
	22	MCNEESE (11/25/20)
3 PT FG PERCENTAGE	.318 (7-22)	MCNEESE (11/25/20)
	.286 (6-21)	NEVADA (11/26/20)
FREE THROWS MADE	15	NEVADA (11/26/20)
	11	NORTH DAKOTA ST. (11/28/20)
FREE THROW ATTEMPTS	22	NEVADA (11/26/20)
	16	NORTH DAKOTA ST. (11/28/20)
FREE THROW PERCENTAGE	.688 (11-16)	NORTH DAKOTA ST. (11/28/20)
	.682 (15-22)	NEVADA (11/26/20)
REBOUNDS	51	NORTH DAKOTA ST. (11/28/20)
	49	NEVADA (11/26/20)
ASSISTS	12	NEVADA (11/26/20)
	10	MCNEESE (11/25/20)
STEALS	4	NORTH DAKOTA ST. (11/28/20)
	3	NEVADA (11/26/20)
	3	MCNEESE (11/25/20)
BLOCKED SHOTS	5	MCNEESE (11/25/20)
	4	NORTH DAKOTA ST. (11/28/20)
TURNOVERS	27	MCNEESE (11/25/20)
	21	NEVADA (11/26/20)

2020-21 NEBRASKA TEAM GAME LOWS

POINTS	66	NEVADA (11/26/20)
	79	NORTH DAKOTA ST. (11/28/20)
FIELD GOALS MADE	18	NEVADA (11/26/20)
	29	NORTH DAKOTA ST. (11/28/20)
FIELD GOAL ATTEMPTS	62	NEVADA (11/26/20)
	63	NORTH DAKOTA ST. (11/28/20)
FIELD GOAL PERCENTAGE	.290 (18-62)	NEVADA (11/26/20)
	.460 (29-63)	NORTH DAKOTA ST. (11/28/20)
3 PT FIELD GOALS MADE	9	NEVADA (11/26/20)
	9	NORTH DAKOTA ST. (11/28/20)
3 PT FG ATTEMPTS	24	MCNEESE (11/25/20)
	32	NORTH DAKOTA ST. (11/28/20)
3 PT FG PERCENTAGE	.220 (9-41)	NEVADA (11/26/20)
	.281 (9-32)	NORTH DAKOTA ST. (11/28/20)
FREE THROWS MADE	12	NORTH DAKOTA ST. (11/28/20)
	20	MCNEESE (11/25/20)
FREE THROW ATTEMPTS	20	NORTH DAKOTA ST. (11/28/20)
	29	MCNEESE (11/25/20)
FREE THROW PERCENTAGE	.600 (12-20)	NORTH DAKOTA ST. (11/28/20)
	.690 (20-29)	MCNEESE (11/25/20)
REBOUNDS	31	NEVADA (11/26/20)
	42	NORTH DAKOTA ST. (11/28/20)
ASSISTS	13	NEVADA (11/26/20)
	15	NORTH DAKOTA ST. (11/28/20)
STEALS	11	NORTH DAKOTA ST. (11/28/20)
	12	NEVADA (11/26/20)
BLOCKED SHOTS	1	NEVADA (11/26/20)
TURNOVERS	9	NEVADA (11/26/20)
	10	MCNEESE (11/25/20)
	10	NORTH DAKOTA ST. (11/28/20)
FOULS	15	MCNEESE (11/25/20)

2020-21 OPPONENT TEAM GAME LOWS

POINTS	55	MCNEESE (11/25/20)
	57	NORTH DAKOTA ST. (11/28/20)
	69	NEVADA (11/26/20)
FIELD GOALS MADE	20	NORTH DAKOTA ST. (11/28/20)
	21	MCNEESE (11/25/20)
FIELD GOAL ATTEMPTS	50	NEVADA (11/26/20)
	55	MCNEESE (11/25/20)
FIELD GOAL PERCENTAGE	.290 (20-69)	NORTH DAKOTA ST. (11/28/20)
	.382 (21-55)	MCNEESE (11/25/20)
3 PT FIELD GOALS MADE	6	NEVADA (11/26/20)
	6	NORTH DAKOTA ST. (11/28/20)
3 PT FG ATTEMPTS	21	NEVADA (11/26/20)
	22	MCNEESE (11/25/20)
3 PT FG PERCENTAGE	.250 (6-24)	NORTH DAKOTA ST. (11/28/20)
	.286 (6-21)	NEVADA (11/26/20)
FREE THROWS MADE	6	MCNEESE (11/25/20)
	11	NORTH DAKOTA ST. (11/28/20)
FREE THROW ATTEMPTS	14	MCNEESE (11/25/20)
	16	NORTH DAKOTA ST. (11/28/20)
FREE THROW PERCENTAGE	.429 (6-14)	MCNEESE (11/25/20)
	.682 (15-22)	NEVADA (11/26/20)
REBOUNDS	35	MCNEESE (11/25/20)
	49	NEVADA (11/26/20)
ASSISTS	8	NORTH DAKOTA ST. (11/28/20)
	10	MCNEESE (11/25/20)
STEALS	3	MCNEESE (11/25/20)
	3	NEVADA (11/26/20)
BLOCKED SHOTS	1	NEVADA (11/26/20)
	4	NORTH DAKOTA ST. (11/28/20)
TURNOVERS	17	NORTH DAKOTA ST. (11/28/20)
	21	NEVADA (11/26/20)
FOULS	17	NORTH DAKOTA ST. (11/28/20)

2020-21 SUPERLATIVES

NEBRASKA WIN/LOSS MARGIN

	1	2	3	4	5	6	7	8	9	10	11	12	13	14	15	16	17	18	19	20	+20
Husker Wins	0	0	0	0	0	0	0	0	0	0	0	0	0	0	0	0	0	0	0	0	2
Husker Losses	0	0	1	0	0	0	0	0	0	0	0	0	0	0	0	0	0	0	0	0	0

2020-21 NEBRASKA INDIVIDUAL GAME HIGHS

Points	22	Allen, Teddy vs North Dakota St. (11/28/20)
	19	McGowens, Trey vs North Dakota St. (11/28/20)
	18	Banton, Dalano vs Nevada (11/26/20)
	17	Allen, Teddy vs Nevada (11/26/20)
Field Goals Made	9	Allen, Teddy vs North Dakota St. (11/28/20)
	7	McGowens, Trey vs North Dakota St. (11/28/20)
Field Goal Att.	17	Allen, Teddy vs North Dakota St. (11/28/20)
	17	Banton, Dalano vs Nevada (11/26/20)
FG Pct (min 5 made)	.714 (5-7)	Webster, Kobe vs McNeese (11/25/20)
	.600 (6-10)	Allen, Teddy vs McNeese (11/25/20)
3-Point FG Made	3	Allen, Teddy vs North Dakota St. (11/28/20)
	3	Mayen, Lat vs North Dakota St. (11/28/20)
	3	Banton, Dalano vs Nevada (11/26/20)
	3	Mayen, Lat vs McNeese (11/25/20)
3-Point FG Att.	11	Banton, Dalano vs Nevada (11/26/20)
	10	Allen, Teddy vs North Dakota St. (11/28/20)
3-Pt FG Pct (min 2 made)	1.000 (2-2)	McGowens, Trey vs McNeese (11/25/20)
	.500 (3-6)	Mayen, Lat vs North Dakota St. (11/28/20)
Free Throws Made	9	Allen, Teddy vs Nevada (11/26/20)
	6	Stevenson, Shamiel vs McNeese (11/25/20)
	6	Banton, Dalano vs McNeese (11/25/20)
Free Throw Att.	13	Allen, Teddy vs Nevada (11/26/20)
FT Pct (min 3 made)	1.000 (3-3)	Stevenson, Shamiel vs Nevada (11/26/20)
	.800 (4-5)	Banton, Dalano vs North Dakota St. (11/28/20)
Rebounds	9	Banton, Dalano vs North Dakota St. (11/28/20)
	7	Allen, Teddy vs North Dakota St. (11/28/20)
	7	Ouedraogo, Yvan vs North Dakota St. (11/28/20)
	7	Banton, Dalano vs Nevada (11/26/20)
	7	Ouedraogo, Yvan vs McNeese (11/25/20)
Assists	8	Banton, Dalano vs North Dakota St. (11/28/20)
	6	Banton, Dalano vs McNeese (11/25/20)
Steals	5	Allen, Teddy vs North Dakota St. (11/28/20)
	5	Allen, Teddy vs Nevada (11/26/20)
Blocked Shots	4	Banton, Dalano vs McNeese (11/25/20)
Turnovers	3	McGowens, Trey vs North Dakota St. (11/28/20)
	2	Banton, Dalano vs North Dakota St. (11/28/20)
	2	Webster, Kobe vs Nevada (11/26/20)
	2	Stevenson, Shamiel vs Nevada (11/26/20)
	2	McGowens, Trey vs Nevada (11/26/20)
	2	McGowens, Trey vs McNeese (11/25/20)
	2	Allen, Teddy vs McNeese (11/25/20)
	2	Banton, Dalano vs McNeese (11/25/20)
Fouls	4	Stevenson, Shamiel vs North Dakota St. (11/28/20)
	4	Ouedraogo, Yvan vs Nevada (11/26/20)
	4	McGowens, Trey vs Nevada (11/26/20)
	4	Mayen, Lat vs Nevada (11/26/20)
Minutes	38	Banton, Dalano vs Nevada (11/26/20)
	34	McGowens, Trey vs North Dakota St. (11/28/20)

2020-21 OPPONENT INDIVIDUAL GAME HIGHS

Points	19	Grant Sherfield vs Nevada (11/26/20)
	18	Desmond Cambridge vs Nevada (11/26/20)
	16	Jaxon Knotek vs North Dakota St. (11/28/20)
	11	Dru Kuxhausen vs McNeese (11/25/20)
	10	Ra'Shawn Langston vs McNeese (11/25/20)
	10	Carlos Rosario vs McNeese (11/25/20)
Field Goals Made	7	Desmond Cambridge vs Nevada (11/26/20)
	6	Jaxon Knotek vs North Dakota St. (11/28/20)
Field Goal Att.	17	Desmond Cambridge vs Nevada (11/26/20)
	15	Jaxon Knotek vs North Dakota St. (11/28/20)
FG Pct (min 5 made)	.714 (5-7)	Carlos Rosario vs McNeese (11/25/20)
	.412 (7-17)	Desmond Cambridge vs Nevada (11/26/20)
3-Point FG Made	3	Jaxon Knotek vs North Dakota St. (11/28/20)
	3	Dru Kuxhausen vs McNeese (11/25/20)
3-Point FG Att.	11	Desmond Cambridge vs Nevada (11/26/20)
	8	Jaxon Knotek vs North Dakota St. (11/28/20)
	8	Dru Kuxhausen vs McNeese (11/25/20)
3-Pt FG Pct (min 2 made)	.500 (2-4)	Grant Sherfield vs Nevada (11/26/20)
	.400 (2-5)	Ra'Shawn Langston vs McNeese (11/25/20)
Free Throws Made	9	Grant Sherfield vs Nevada (11/26/20)
	4	Rocky Kreuser vs North Dakota St. (11/28/20)
	4	K.J. Hymes vs Nevada (11/26/20)
	4	KeyShawn Feazell vs McNeese (11/25/20)
Free Throw Att.	12	Grant Sherfield vs Nevada (11/26/20)
	6	KeyShawn Feazell vs McNeese (11/25/20)
FT Pct (min 3 made)	1.000 (4-4)	Rocky Kreuser vs North Dakota St. (11/28/20)
	1.000 (4-4)	K.J. Hymes vs Nevada (11/26/20)
Rebounds	13	Ytree Eady vs North Dakota St. (11/28/20)
	12	Sam Griesel vs North Dakota St. (11/28/20)
Assists	6	Grant Sherfield vs Nevada (11/26/20)
	3	Jarius Cook vs North Dakota St. (11/28/20)
	3	Ra'Shawn Langston vs McNeese (11/25/20)
	3	KeyShawn Feazell vs McNeese (11/25/20)
Steals	2	Collin Warren vs McNeese (11/25/20)
	1	Rocky Kreuser vs North Dakota St. (11/28/20)
	1	Grant Nelson vs North Dakota St. (11/28/20)
	1	Odell Wilson IV vs North Dakota St. (11/28/20)
	1	Sam Griesel vs North Dakota St. (11/28/20)
	1	Desmond Cambridge vs Nevada (11/26/20)
	1	TrÃ© Coleman vs Nevada (11/26/20)
	1	Grant Sherfield vs Nevada (11/26/20)
	1	Ra'Shawn Langston vs McNeese (11/25/20)
Blocked Shots	2	Jeremy Harrell vs McNeese (11/25/20)
	2	KeyShawn Feazell vs McNeese (11/25/20)
Turnovers	7	Collin Warren vs McNeese (11/25/20)
	6	Grant Sherfield vs Nevada (11/26/20)
Fouls	5	K.J. Hymes vs Nevada (11/26/20)
	5	Dru Kuxhausen vs McNeese (11/25/20)

2020-21 RECORD BY STARTING LINEUP

No.	Starting Lineup	Record
1.	Allen, Banton, Mayen, McGowens, Thorbjarnarson	2-1

RECAPS

Date	Opponent	Result	Record (B1G)	Attend.	Nebraska Individual Leaders			
					Points	Rebounds	Assists	Steals
11/25	McNeese State	W, 102-55	1-0 (0-0)	N/A	Allen, McGowens, Banton, Stevenson (14)	Ouedraogo (7)	Banton (6)	Allen, McGowens, Banton (3)
11/26	Nevada	L, 66-69	1-1 (0-0)	N/A	Banton (18)	Banton (7)	Banton (5)	Allen (5)
11/27	North Dakota State	W, 79-57	2-1 (0-0)	N/A	Allen (22)	Banton (9)	Banton (8)	Allen (5)

THE LAST TIME...

	Nebraska...	A Nebraska Opponent...
Scored 100 or more points	102; vs. McNeese State, 11/25/20	107; at Minnesota, 3/08/2020
Scored 90 or more points	102; vs. McNeese State, 11/25/20	107; at Minnesota, 3/08/2020
Scored 41 to 50 points	47; UC Riverside, 11/5/19	50; Northwestern, 2/16/19
Scored 40 or fewer points	38; at Oregon, 12/15/12	38; Southwest Minnesota State, 12/28/18
Shot 70% from the field	.723; vs. UNC Wilmington 12/5/97 (34-47)	.723; Kansas, 2/2/85 (34-47)
Shot 60% from the field	.628; vs. Northwestern, 2/3/15 (27-43)	.630; Michigan, 3/5/17 (34-54)
Shot 90% from the free throw line (Min 10 attempts)	.909; vs. Southwest Minnesota State, 12/28/18 (10-11)	.917; vs. Wisconsin (BTT), 3/15/19 (11-12)
Made 10, 3-Point Field Goals	10; vs. McNeese State, 11/25/20 (10-24)	18; at Minnesota, 3/8/20 (18-35)
Had 60 rebounds	60; vs. Oral Roberts, 12/22/99	62; Colorado, 2/15/75
Had 50 rebounds	50; at Illinois, 2/2/19	51; North Dakota State, 11/28/20
Had 30 assists	35; vs. Northeastern Illinois, 12/21/94	32; at Minnesota, 3/8/20
Had 15 steals	16; vs. McNeese State, 11/25/20	15; Florida State, 12/31/05
Had 10 blocked shots	14; at Northwestern, 1/2/18	12; vs. Indiana (BTT), 3/11/20
Had 10 or fewer turnovers	10; vs. North Dakota State, 11/28/20	10; vs. Indiana (BTT), 3/11/20
Had 20 or more turnovers	22; at Michigan, 3/5/20	21; vs. Nevada, 11/26/20
Had three players with 20 points	vs. Iowa, 3/10/19 (Palmer Jr. 27; Watson Jr. 23; Roby 23)	Michigan, 1/14/17 (Wagner 23, Irvin 21, Walton 20)
Had three players with 10 rebounds	vs. Texas Tech, 1/19/00 (Bradford 16, Ffriend 12, Truscott 11)	at Kansas, 1/9/02 (Collison 13, Gooden 12, Simien 10)
Had five players reach double-figure points	vs. McNeese State, 11/25/20 (Allen-14; Banton-14; McGowens-14; Stevenson-14; Mayen 13; Webster-13)	at Michigan, 3/5/20 (Livers 18; Teske 12; Simpson 11; Wagner 11; Johns Jr. 10)
Had a player score 40 points	41; Aleks Maric, vs. Kansas State, 2/13/07	41; Jarrius Jackson, Texas Tech, 2/18/06
Had a player score 30 points	30; James Palmer Jr. vs. Rutgers (BTT), 3/13/19	30; Brad Davison, Wisconsin, 2/15/20
Had a player grab 15 rebounds	19; Yvan Ouedraogo, 3/1/20	18; Caleb Wesson, Ohio State, 2/27/20
Had a player dish out 10 assists	10; Cam Mack vs. Iowa, 1/7/20	11; Marcus Carr, at Minnesota, 3/8/20
Had a player collect five steals	5; Teddy Allen vs. North Dakota State, 11/28/20	7; Josh Reeves, Penn State, 2/25/18
Had a player block five shots	5; Isaiah Roby vs. Maryland, 2/6/18	5; E.J. Liddel, Ohio State, 2/27/20
Had a player with a triple double	11 pt/10 reb/12 asst.; Cam Mack v. Purdue, 12/15/19	

MISC REVIEW

Nebraska Record When:	All (W)	All(L)	H(W)	H(L)	A (W)	A (L)						
Ahead at Halftime	2	0	2	0	0	0	Rebounds are Even	0	0	0	0	0
Behind at Halftime	0	1	0	1	0	0	Committing More TOs than Opp	0	0	0	0	0
Tied at Halftime	0	0	0	0	0	0	Committing Fewer TOs than Opp	2	1	2	1	0
Bench Outscores Opponent's	1	1	1	1	0	0	Turnovers are Even	0	0	0	0	0
Opponent Bench Outscores NU	1	0	1	0	0	0	Leading with 5:00 left	2	0	2	0	0
Bench scoring is even	0	0	0	0	0	0	Trailing with 5:00 left	0	0	0	0	0
Shooting 50% or Better	1	0	1	0	0	0	Tied with 5:00 left	0	1	0	1	0
Shooting Under 50%	1	1	1	1	0	0	In Overtime	0	0	0	0	0
Opp. Shoots 50% or Better	0	0	0	0	0	0	Scoring 80 or more points	1	0	1	0	0
Opp. Shoots Under 50%	2	1	2	1	0	0	Scoring 61 to 79 points	1	1	1	1	0
Outshooting Opponent (pct.)	2	0	2	0	0	0	Scoring 60 or fewer points	0	0	0	0	0
Outshot by Opponent (pct.)	0	1	0	1	0	0	Allowing 80 or more points	0	0	0	0	0
Shooting is even	0	0	0	0	0	0	Allowing 61 to 79 points	0	1	0	1	0
Outrebounding Opponent	1	0	1	0	0	0	Allowing 60 or fewer points	1	0	1	0	0
Outrebounded by Opponent	1	1	1	1	0	0						

MISC REVIEW

Biggest margin of victory	47, McNeese State (11/25)	Largest halftime lead surrendered in loss	3, Nevada (11/26)
Biggest margin of defeat	3, Nevada (11/26)	Largest lead at any time	47, McNeese State (11/25)
Largest deficit overcome in win.....	None	Largest deficit at any time	9, Nevada (11/26)
Largest halftime deficit overcome in win	None	Largest runs without opponent scoring	17, McNeese State (11/25)
Largest lead surrendered in loss.....	10, Nevada (11/26)	Largest opponent run without NU scoring.....	7, Nevada (11/26)

SPECIALITY STATS

Opponent	NU-Opp Paint	NU-Opp off TO	NU-Opp 2nd Ch.	NU-Opp Bench	Largest Lead	Largest Deficit	Tip	1st Sub(s)
McNeese State	50-26	43-8	12-6	39-19	50 (2nd, 0:02)	-	W	Webster
Nevada	18-30	20-9	13-8	24-18	10 (2nd, 9:34)	9 (1st, 1:26)	L	Stevenson
North Dakota State	40-28	17-9	9-24	11-26	26 (2nd, 0:43)	-	L	Webster

NEBRASKA SEASON/CAREER BESTS

#0 TEDDY ALLEN

Points
Season: 22 vs. North Dakota State (11/28)
Career: Same

Rebounds
Season: 7 North Dakota State (11/28)
Career: Same

Field Goals
Season: 9 North Dakota State (11/28)
Career: Same

Field Goal Attempts
Season: 17 North Dakota State (11/28)
Career: Same

3-Point Field Goals
Season: 3 North Dakota State (11/28)
Career: Same

3-Point Field Goal Attempts
Season: 10 North Dakota State (11/28)
Career: Same

Free Throws
Season: 9 vs. Nevada (11/26)
Career: Same

Free Throw Attempts
Season: 13 vs. Nevada (11/26)
Career: Same

Assists
Season: 2 vs. McNeese State (11/25); NDSU (11/28)
Career: Same

Steals
Season: 5 vs. Nevada (11/26); North Dakota State (11/28)
Career: Same

Blocks
Season: None
Career: Same

Minutes Played
Season: 31 North Dakota State (11/28)
Career: Same

#2 TREY MCGOWENS

Points
Season: 19 North Dakota State (11/28)
Career: Same

Rebounds
Season: 3 vs. McNeese State (11/25); NDSU (11/28)
Career: Same

Field Goals
Season: 7 North Dakota State (11/28)
Career: Same

Field Goal Attempts
Season: 9 vs. McNeese State (11/25)
Career: Same

3-Point Field Goals
Season: 2 vs. McNeese State (11/25); NDSU (11/28)
Career: Same

3-Point Field Goal Attempts
Season: 5 North Dakota State (11/28)
Career: Same

Free Throws
Season: 3 North Dakota State (11/28)
Career: Same

Free Throw Attempts
Season: 4 North Dakota State (11/28)
Career: Same

Assists
Season: 3 vs. McNeese State (11/25)
Career: Same

Steals
Season: 3 vs. McNeese State (11/25)
Career: Same

Blocks
Season: 1 North Dakota State (11/28)
Career: Same

Minutes Played
Season: 34 North Dakota State (11/28)
Career: Same

#3 ELIJAH WOOD

Points
Season: None
Career: Same

Rebounds
Season: 2 vs. McNeese State (11/25)
Career: Same

Field Goals
Season: None
Career: Same

Field Goal Attempts
Season: 2 vs. McNeese State (11/25)
Career: Same

3-Point Field Goals
Season: None
Career: Same

3-Point Field Goal Attempts
Season: 2 vs. McNeese State (11/25)
Career: Same

Free Throws
Season: None
Career: Same

Free Throw Attempts
Season: None
Career: Same

Assists
Season: 2 vs. McNeese State (11/25)
Career: Same

Steals
Season: 1 North Dakota State (11/28)
Career: Same

Blocks
Season: None
Career: Same

Minutes Played
Season: 9 vs. McNeese State (11/25)
Career: Same

#4 SHAMIEL STEVENSON

Points
Season: 14 vs. McNeese State (11/25)
Career: Same

Rebounds
Season: 6 vs. McNeese State (11/25)
Career: Same

Field Goals
Season: 4 vs. McNeese State (11/25)
Career: Same

Field Goal Attempts
Season: 5 vs. Nevada (11/26)
Career: Same

3-Point Field Goals
Season: None
Career: Same

3-Point Field Goal Attempts
Season: 2 North Dakota State (11/28)
Career: Same

Free Throws
Season: 6 vs. McNeese State (11/25)
Career: Same

Free Throw Attempts
Season: 8 vs. McNeese State (11/25)
Career: Same

Assists
Season: 2 vs. McNeese State (11/25)
Career: Same

Steals
Season: 2 vs. McNeese State (11/25)
Career: Same

Blocks
Season: None
Career: Same

Minutes Played
Season: 22 vs. McNeese State (11/25)
Career: Same

#10 KOBE WEBSTER

Points
Season: 13 vs. McNeese State (11/25); vs. Nevada (11/26)
Career: Same

Rebounds
Season: 4 North Dakota State (11/28)
Career: Same

Field Goals
Season: 5 vs. McNeese State (11/25)
Career: Same

Field Goal Attempts
Season: 10 vs. Nevada (11/26)
Career: Same

3-Point Field Goals
Season: 2 vs. Nevada (11/26)
Career: Same

3-Point Field Goal Attempts
Season: 6 vs. Nevada (11/26)
Career: Same

Free Throws
Season: 3 vs. Nevada (11/26)
Career: Same

Free Throw Attempts
Season: 4 vs. Nevada (11/26)
Career: Same

Assists
Season: 2 vs. McNeese State (11/25); NDSU (11/28)
Career: Same

Steals
Season: 3 vs. Nevada (11/26)
Career: Same

Blocks
Season: None
Career: Same

Minutes Played
Season: 24 vs. McNeese State (11/25)
Career: Same

#11 LAT MAYEN

Points
Season: 13 vs. McNeese State (11/25)
Career: Same

Rebounds
Season: 6 vs. McNeese State (11/25)
Career: Same

Field Goals
Season: 5 vs. McNeese State (11/25)
Career: Same

Field Goal Attempts
Season: 11 vs. McNeese State (11/25)
Career: Same

3-Point Field Goals
Season: 3 vs. McNeese State (11/25); NSDU (11/28)
Career: Same

3-Point Field Goal Attempts
Season: 9 vs. Nevada (11/26)
Career: Same

Free Throws
Season: 1 vs. Nevada (11/26); North Dakota State (11/28)
Career: Same

Free Throw Attempts
Season: 3 vs. Nevada (11/26)
Career: Same

Assists
Season: 1 three times (last, 11/28)
Career: Same

Steals
Season: 1 vs. Nevada (11/26)
Career: Same

Blocks
Season: None
Career: Same

Minutes Played
Season: 27 vs. Nevada (11/26)
Career: Same

#13 DERRICK WALKER

Points
Season: None
Career: Same

Rebounds
Season: None
Career: Same

Field Goals
Season: None
Career: Same

Field Goal Attempts
Season: None
Career: Same

3-Point Field Goals
Season: None
Career: Same

3-Point Field Goal Attempts
Season: None
Career: Same

Free Throws
Season: None
Career: Same

Free Throw Attempts
Season: None
Career: Same

Assists
Season: None
Career: Same

Steals
Season: None
Career: Same

Blocks
Season: None
Career: Same

Minutes Played
Season: None
Career: Same

#21 JACE PIATKOWSKI

Points
Season: 3 vs. McNeese State (11/25)
Career: Same

Rebounds
Season: 1 North Dakota State (11/28)
Career: Same

Field Goals
Season: vs. McNeese State (11/25)
Career: Same

Field Goal Attempts
Season: 1 vs. McNeese State (11/25)
Career: Same

3-Point Field Goals
Season: 1 vs. McNeese State (11/25)
Career: Same

3-Point Field Goal Attempts
Season: 1 vs. McNeese State (11/25)
Career: Same

Free Throws
Season: None
Career: Same

Free Throw Attempts
Season: None
Career: Same

Assists
Season: None
Career: Same

Steals
Season: None
Career: Same

Blocks
Season: None
Career: Same

Minutes Played
Season: 4 vs. McNeese State (11/25)
Career: Same

NEBRASKA SEASON/CAREER BESTS

#24 YVAN QUEDRAOGO

Points
 Season: 9 vs. McNeese State (11/25)
 Career: 11 four times, last vs. Northwestern (3/1)

Rebounds
 Season: 7 vs. McNeese State (11/25); vs. NSDU (11/28)
 Career: 19 vs. Northwestern (3/1)

Field Goals
 Season: 3 vs. McNeese State (11/25)
 Career: 5 at Illinois (2/24/20); vs. Northwestern (3/1)

Field Goal Attempts
 Season: 12 vs. McNeese State (11/25)
 Career: same

3-Point Field Goals
 Season: None
 Career: Same

3-Point Field Goal Attempts
 Season: None
 Career: Same

Free Throws
 Season: 3 vs. McNeese State (11/25)
 Career: 5 vs. Southern (11/22); vs. TAMU-CC (12/29)

Free Throw Attempts
 Season: 5 vs. McNeese State (11/25)
 Career: 9 vs. Northwestern (3/1)

Assists
 Season: 1 vs. Nevada (11/26)
 Career: 3 vs. Iowa (1/7/20)

Steals
 Season: 2 vs. McNeese State (11/25)
 Career: 2 five times, last vs. McNeese State (11/25)

Blocks
 Season: 1 vs. North Dakota State (11/28)
 Career: 2 vs. George Mason (11/26); vs. Michigan State (2/20)

Minutes Played
 Season: 24 vs. McNeese State (11/25)
 Career: 38 vs. Northwestern (3/1)

#33 AKOL AROP

Points
 Season: None
 Career: 5 at Michigan (3/5/20); at Minnesota (3/8/20)

Rebounds
 Season: None
 Career: 6 at Michigan (3/5/20)

Field Goals
 Season: None
 Career: 2 four times, last at Minnesota (3/8/20)

Field Goal Attempts
 Season: None
 Career: 5 at Michigan (3/5/20)

3-Point Field Goals
 Season: None
 Career: 1 at Minnesota (3/8/20)

3-Point Field Goal Attempts
 Season: None
 Career: 1 vs. UC Riverside (11/5/20); at Minnesota (3/8/20)

Free Throws
 Season: None
 Career: 2 at Creighton (12/7/20)

Free Throw Attempts
 Season: None
 Career: 2 at Creighton (12/7/20); Michigan State (2/20/20)

Assists
 Season: None
 Career: 2 vs. Penn State (2/1/20)

Steals
 Season: None
 Career: 1 four times, last at Minnesota (3/8/20)

Blocks
 Season: None
 Career: 2 vs. Indiana (3/11/20)

Minutes Played
 Season: None
 Career: 20 at Michigan (3/5/20); at Minnesota (3/8/20)

#34 THORIR THORBJARNARSON

Points
 Season: 8 vs. McNeese State (11/25)
 Career: 17 three times, last at Rutgers (1/24/20)

Rebounds
 Season: 4 vs. Nevada (11/26)
 Career: 10 vs. Wisconsin (1/29/18)

Field Goals
 Season: 3 vs. McNeese State (11/25)
 Career: 7 at Indiana (12/13/19)

Field Goal Attempts
 Season: 9 vs. McNeese State (11/25)
 Career: 12 at Indiana (12/13/20)

3-Point Field Goals
 Season: 2 vs. McNeese State (11/25)
 Career: 5 at Ohio State (1/14/20); at Rutgers (1/24/20)

3-Point Field Goal Attempts
 Season: 5 vs. McNeese State (11/25); vs. NDSU (11/28)
 Career: 8 three times, last at Maryland (2/11/20)

Free Throws
 Season: None
 Career: 5 vs. Purdue (12/15/19)

Free Throw Attempts
 Season: None
 Career: 6 vs. Purdue (12/15/19)

Assists
 Season: 2 vs. Nevada (11/26)
 Career: 5 vs. Rutgers (1/4/20)

Steals
 Season: 3 vs. North Dakota State (11/28)
 Career: 5 vs. Maryland (3/14/19)

Blocks
 Season: None
 Career: 2 vs. Iowa (3/10/19); vs. Northwestern (3/1/20)

Minutes Played
 Season: 29 vs. North Dakota State (11/28)
 Career: 42 vs. Northwestern (3/1/20)

#35 EDUARDO ANDRE

Points
 Season: None
 Career: Same

Rebounds
 Season: None
 Career: Same

Field Goals
 Season: None
 Career: Same

Field Goal Attempts
 Season: None
 Career: Same

3-Point Field Goals
 Season: None
 Career: Same

3-Point Field Goal Attempts
 Season: None
 Career: Same

Free Throws
 Season: None
 Career: Same

Free Throw Attempts
 Season: None
 Career: Same

Assists
 Season: None
 Career: Same

Steals
 Season: None
 Career: Same

Blocks
 Season: None
 Career: Same

Minutes Played
 Season: None
 Career: Same

#44 BRET PORTER

Points
 Season: None
 Career: Same

Rebounds
 Season: 1 vs. McNeese State (11/25)
 Career: Same

Field Goals
 Season: None
 Career: Same

Field Goal Attempts
 Season: None
 Career: Same

3-Point Field Goals
 Season: None
 Career: Same

3-Point Field Goal Attempts
 Season: None
 Career: Same

Free Throws
 Season: None
 Career: Same

Free Throw Attempts
 Season: None
 Career: Same

Assists
 Season: None
 Career: Same

Steals
 Season: None
 Career: Same

Blocks
 Season: 1 vs. North Dakota State (11/28)
 Career: Same

Minutes Played
 Season: 3 vs. McNeese State (11/25)
 Career: Same

#45 DALANO BANTON

Points
 Season: 18 vs. Nevada (11/26)
 Career: Same

Rebounds
 Season: 9 vs. North Dakota State (11/28)
 Career: Same

Field Goals
 Season: 6 vs. Nevada (11/26)
 Career: Same

Field Goal Attempts
 Season: 17 vs. Nevada (11/26)
 Career: Same

3-Point Field Goals
 Season: 3 vs. Nevada (11/26)
 Career: Same

3-Point Field Goal Attempts
 Season: 11 vs. Nevada (11/26)
 Career: Same

Free Throws
 Season: 6 vs. McNeese State (11/25)
 Career: Same

Free Throw Attempts
 Season: 8 vs. McNeese State (11/25)
 Career: Same

Assists
 Season: 8 vs. North Dakota State (11/28)
 Career: Same

Steals
 Season: 3 vs. McNeese State (11/25)
 Career: Same

Blocks
 Season: 4 vs. McNeese State (11/25)
 Career: Same

Minutes Played
 Season: 37 vs. Nevada (11/26)
 Career: Same



#0 TEDDY ALLEN | 6-6 | 223 | Jr. | G | Mesa, Ariz.

CAREER STATS

Year	GP	GS	Min	Avg	Total					Rebounds															
					FG	FGA	Pct	3FG	3FGA	Pct	FT	FTA	Pct	Off	Def	Tot	Avg	PF	FO	Ast	TO	Blk	Stl	Pts	Avg
2017-18*	35	0	417	11.9	91	195	.467	3	25	.120	59	80	.738	44	52	96	2.7	64	0	19	33	0	13	244	7.0
2020-21	3	2	83	27.7	18	38	.474	6	19	.316	11	19	.579	5	13	18	6.0	7	0	5	3	0	13	53	17.7
TOTAL	3	2	83	27.7	18	38	.474	6	19	.316	11	19	.579	5	13	18	6.0	7	0	5	3	0	13	53	17.7
All*	38	2	500	13.2	109	233	.468	9	44	.205	70	99	.707	49	65	114	3.0	71	0	24	36	0	26	297	7.8

* Statistics from West Virginia

2020-21 GAME BY GAME

Opponent	Date	GS	Min	TOTAL			3-PTS			FT			REBOUNDS				PF	FO	A	TO	Blk	Stl	Pts	Avg
				FG	FGA	Pct	3FG	FGA	Pct	FT	FTA	Pct	Off	Def	Tot	Avg								
McNeese State	11/25/20	*	24	6	10	.600	1	2	.500	1	3	.333	1	4	5	5.0	2	0	2	2	0	3	14	14.0
Nevada	11/26/20		28	3	11	.273	2	7	.286	9	13	.692	4	2	6	5.5	3	0	1	0	0	5	17	15.5
North Dakota State	11/28/20	*	31	9	17	.529	3	10	.300	1	3	.333	0	7	7	6.0	2	0	2	1	0	5	22	17.7
Totals			83	18	38	.474	6	19	.316	11	19	.579	5	13	18	6.0	7	0	5	3	0	13	53	17.7

NOTING ALLEN

- Junior college transfer who is a prolific scorer and ranked among the NCAA leaders in steals per game (4.3 spg)
- Totaled 17 of his 22 points in the second half against North Dakota State, as he also had seven rebounds and five steals
- Finished with 17 points, six boards and a career high five steals against Nevada
- Tied for team-high honors with 14 points and added three steals and five boards in a win over McNeese State
- Rated the No. 8 JUCO player nationally as he averaged 31.4 ppg, 7.4 rpg, 3.7 apg and 1.6 spg at Western Nebraska Community College
- Led the nation in field goals and ranked in top 10 nationally in free throws made (third), attempted (third) and percentage (88.1, eighth)
- Posted 17 games with 30+ points including four games of at least 40 points in his lone season at the school
- Began college career at West Virginia, playing in 35 games and averaging 7.0 points and 2.7 rebounds per game
- Had three 20-point efforts, including a pair in Big 12 play (vs. Kansas State, Oklahoma)
- Averaged 11.3 ppg on 55 percent shooting in three NCAA Tournament games, including 10 points in the Sweet 16 against Villanova
- Gatorade Player of the Year at Boys Town High School, averaging 31.6 points, 12.8 rebounds, 4.1 assists and 3.3 steals per game
- Senior year was highlighted by a quadruple-double (33 points, 18 rebounds, 10 assists and 11 steals)
- Younger brother (Timmy) earned second-team All-Pac 12 honors at Utah in 2019-20

MISC. STATS

Category	2020-21	Career*
Double-Figure Scoring	3	15
Double-Figure Rebounding	0	0
Double-Figure Assists	0	0
Double-Doubles	0	0
Led NU in Scoring	2	0
Led NU in Rebounding	0	0
Led NU in Assists	0	0
20+ Point Games	1	3
30+ Point Games	0	0

*-Includes West Virginia

TOP PERFORMANCES OF 2020-21

Category	No.	Opponent (Date)
Points	22	North Dakota State (11/28)
	17	Nevada (11/26)
Rebounds	7	North Dakota State (11/28)
	6	Nevada (11/26)
Assists	2	North Dakota State (11/28)
	2	McNeese State (11/25)
Steals	5	North Dakota State (11/28)
	5	Nevada (11/26)



#2 TREY MCGOWENS | 6-4 | 191 | Jr. | G | Pendleton, S.C.

CAREER STATS

Year	GP	GS	Min		Total			3-PTS			FT			Rebounds				PF	FO	Ast	TO	Blk	Stl	Pts	Avg
			Min	Avg	FG	FGA	Pct	3FG	3FGA	Pct	FT	FTA	Pct	Off	Def	Tot	Avg								
2018-19*	33	32	918	27.8	113	271	.417	32	98	.327	126	165	.764	20	85	105	3.2	93	3	55	80	3	64	384	11.6
2019-20*	33	32	1110	33.6	124	338	.367	41	132	.311	91	126	.722	15	93	108	3.3	78	1	118	94	2	63	380	11.5
2020-21	3	2	76	25.3	12	28	.429	4	10	.400	5	7	.714	3	7	10	3.3	9	0	6	7	1	4	33	11.0
TOTAL	3	2	76	25.3	12	28	.429	4	10	.400	5	7	.714	3	7	10	3.3	9	0	6	7	1	4	33	11.0
All*	69	66	2104	30.5	249	637	.391	77	240	.321	222	298	.745	38	185	223	3.2	180	4	179	181	6	131	797	11.6

* Statistics from Pittsburgh

2020-21 GAME BY GAME

Opponent	Date	GS	Min	TOTAL			3-PTS			FT			REBOUNDS				PF	FO	A	TO	Blk	Stl	Pts	Avg	
				FG	FGA	Pct	3FG	3FGA	Pct	FT	FTA	Pct	Off	Def	Tot	Avg									
McNeese State	11/25/20	*	19	5	9	.556	2	2	1.000	2	3	.667	1	2	3	3.0	3	0	3	2	0	3	14	14.0	
Nevada	11/26/20		23	0	5	.000	0	3	.000	0	0	.000	1	1	2	2.5	4	0	2	2	0	0	0	7.0	
North Dakota State	11/28/20	*	34	7	14	.500	2	5	.400	3	4	.750	1	4	5	3.3	2	0	1	3	1	1	19	11.0	
Totals			2	76	12	28	.429	4	10	.400	5	7	.714	3	7	10	3.3	9	0	6	7	1	4	33	11.0

NOTING MCGOWENS

- Transfer from Pittsburgh who was ruled eligible to play on Oct. 5
- Scored 19 points, including a pair of 3-pointers and added five rebounds vs. North Dakota State
- Tied for team-high honors with 14 points while adding three assists and three steals in a win over McNeese State
- Was a two-year starter at Pittsburgh, starting 64 of 66 games at the school
- Averaged 11.5 points, 3.6 assists, 3.3 rebounds and 1.9 steals per game, as he ranked among ACC leaders in steals (fourth), assists (10th), assist-to-turnover ratio (15th, 1.26-to-1) and minutes played (13th, 33.8 per game)
- Posted 20 double-figure scoring games, including three games of at least 20 points (Robert Morris, Louisville, at North Carolina)
- Started 32 games as a freshman, averaging 11.6 points, 3.2 rebounds, 1.9 steals and 1.7 assists per game, finishing third in the ACC in steals per game
- Reached double figures 17 times and tied or set three single-game Pitt freshman records, including points (33), steals (7) and free throws (18)
- Scored a career-high 33 points against Louisville, going 12-of-19 from the field against the Cardinals
- Attended Hargrave (Va.) Military Academy as a senior, averaging 18.4 ppg, 6.3 apg, 5.4 rpg and 3.2 spg
- Led Wren (S.C.) High School to a 25-3 record and the AAAA State Championship game in 2017 after averaging 18.3 ppg, 6.8 apg, 4.3 rpg and 3.6 spg
- His father (Bobby) played football at Clemson before transferring to South Carolina State to play both football and basketball, finishing as the school's all-time receiving leader and helped the school make two NCAA Tournament appearances
- His mother (Pam) played basketball at Western Carolina and is a high school basketball coach
- His younger brother (Bryce) signed to play with Nebraska in 2021-22, and is ranked as high as No. 23 nationally in the class of 2021

MISC. STATS

Category	2020-21	Career
Double-Figure Scoring	2	39
Double-Figure Rebounding	0	0
Double-Figure Assists	0	0
Double-Doubles	0	0
Led NU in Scoring	1	0
Led NU in Rebounding	0	0
Led NU in Assists	0	0
20+ Point Games	0	7
30+ Point Games	0	3

TOP PERFORMANCES OF 2020-21

Category	No.	Opponent (Date)
Points	19	North Dakota State (11/28)
	14	McNeese State (11/25)
Rebounds	5	North Dakota State (11/28)
	3	McNeese State (11/25)
Assists	3	McNeese State (11/25)
	2	Nevada (11/26)
Steals	3	McNeese State (11/25)



#3 ELIJAH WOOD | 6-5 | 174 | Fr. | G | Potomac, Md.

CAREER STATS

Year	GP	GS	Min	Avg	Total							Rebounds													
					FG	FGA	Pct	3FG	3FGA	Pct	FT	FTA	Pct	Off	Def	Tot	Avg	PF	FO	Ast	TO	Blk	Stl	Pts	Avg
2020-21	2	0	11	5.5	0	3	.000	0	3	.000	0	0	.000	0	2	2	1.0	0	0	2	1	0	1	0	0.0
TOTAL	2	0	11	5.5	0	3	.000	0	3	.000	0	0	.000	0	2	2	1.0	0	0	2	1	0	1	0	0.0

2020-21 GAME BY GAME

Opponent	Date	GS	Min	TOTAL			3-PTS			REBOUNDS			PF	FO	A	TO	Blk	Stl	Pts	Avg				
				FG	FGA	Pct	3FG	FGA	Pct	FT	FTA	Pct									Off	Def	Tot	Avg
McNeese State	11/25/20	9	0	2	.000	0	2	.000	0	0	.000	0	2	2	2.0	0	0	2	0	0	0	0.0		
Nevada	11/26/20	DNP																						
North Dakota State	11/28/20	2	0	1	.000	0	1	.000	0	0	.000	0	0	0	1.0	0	0	0	1	0	1	0	0.0	
Totals		0	11	0	3	.000	0	3	.000	0	0	.000	0	2	2	1.0	0	0	2	1	0	1	0	0.0

NOTING WOOD


- Freshman guard who was originally going to go to Hargrave Military Academy, but reclassified into the class of 2020
- Spent senior year at Berkmar (Ga.) High School, averaging 10.0 ppg, 2.0 apg and 1.5 spg in helping the school to an 18-10 record and a Class AAAAAA (largest class in Georgia) quarterfinal appearance
- Averaged 11 ppg, 5.4 rpg, 4.1 apg and 1.8 bpg at Bethesda-Chevy Chase High School, reaching double figures 12 times and dishing out five or more assists eight times
- Chose Nebraska over schools such as Florida, Mississippi, Providence and TCU after reclassifying in June
- Father (Anthony) played at Hampton University, leading the team with 5.4 assists per game in 1988-89

MISC. STATS

Category	2020-21	Career
Double-Figure Scoring	0	0
Double-Figure Rebounding	0	0
Double-Figure Assists	0	0
Double-Doubles	0	0
Led NU in Scoring	0	0
Led NU in Rebounding	0	0
Led NU in Assists	0	0
20+ Point Games	0	0
30+ Point Games	0	0

TOP PERFORMANCES OF 2020-21

Category	No.	Opponent (Date)
Points	NA	
Rebounds	2	McNeese State (11/25)
Assists	2	McNeese State (11/25)



#4 SHAMIEL STEVENSON | 6-6 | 245 | Jr. | G/F | Toronto, Ontario, Canada

CAREER STATS

Year	GP	GS	Min	Avg	Total									Rebounds				PF	FO	Ast	TO	Blk	Stl	Pts	Avg
					FG	FGA	Pct	3FG	3FGA	Pct	FT	FTA	Pct	Off	Def	Tot	Avg								
2017-18*	32	13	761	23.8	95	188	.505	15	40	.375	68	112	.607	27	114	141	4.4	50	2	33	72	8	16	273	8.5
2018-19*	4	0	32	8.0	7	12	.583	1	1	1.000	0	1	.000	0	7	7	1.8	3	0	1	3	1	3	15	3.8
2020-21	3	0	55	18.3	8	12	.667	0	3	.000	10	13	.769	3	7	10	3.3	10	0	2	3	0	2	26	8.7
TOTAL	3	0	55	18.3	8	12	.667	0	3	.000	10	13	.769	3	7	10	3.3	10	0	2	3	0	2	26	8.7
All*	39	13	848	21.7	110	212	.519	16	44	.364	78	126	.619	30	128	158	4.1	63	2	36	78	9	21	314	8.1

* Statistics from Pittsburgh

2020-21 GAME BY GAME

Opponent	Date	GS	Min	TOTAL			3-PTS			FT	FTA	Pct	REBOUNDS				PF	FO	A	TO	Blk	Stl	Pts	Avg
				FG	FGA	Pct	3FG	FGA	Pct				Off	Def	Tot	Avg								
McNeese State	11/25/20	22	4	4	1.000	0	0	.000	6	8	.750	3	3	6	6.0	3	0	2	0	0	2	14	14.0	
Nevada	11/26/20	21	3	5	.600	0	1	.000	3	3	1.000	0	3	3	4.5	3	0	0	2	0	0	9	11.5	
North Dakota State	11/28/20	12	1	3	.333	0	2	.000	1	2	.500	0	1	1	3.3	4	0	0	1	0	0	3	8.7	
Totals		0	55	8	12	.667	0	3	.000	10	13	.769	3	7	10	3.3	10	0	2	3	0	2	26	8.7

NOTING STEVENSON

- Transfer who provides a physical presence as well as the ability to stretch out to 3-point range coming off the bench
- Totaled nine points and three boards in 21 minutes against Nevada
- Tied for game-high honors against McNeese State, hitting all four shots from the field and added six rebounds, two assists and two steals in 22 minutes
- Sat out the 2019-20 season following his NCAA appeal being denied on Nov. 26, 2019
- Played in 32 games, including 13 starts at Pittsburgh in 2017-18, averaging 8.5 points on 51 percent shooting and 4.4 rebounds per game to rank second on the Panthers in rebounds
- Reached double figures 13 times, including a career-high 19 points against Montana
- Played at Hillcrest (Ariz.) Prep, averaging 14.2 ppg and 6.3 rpg and was selected to play in the 2017 BioSteel All-Canadian Game

MISC. STATS

Category	2020-21	Career
Double-Figure Scoring	1	14
Double-Figure Rebounding	0	0
Double-Figure Assists	0	0
Double-Doubles	0	0
Led NU in Scoring	1	1
Led NU in Rebounding	0	0
Led NU in Assists	0	0
20+ Point Games	0	0
30+ Point Games	0	0

TOP PERFORMANCES OF 2020-21

Category	No.	Opponent (Date)
Points	14	McNeese State (11/25)
	9	Nevada (11/26)
Rebounds	6	McNeese State (11/25)
	3	Nevada (11/26)
Assists	2	McNeese State (11/25)
Steals	2	McNeese State (11/25)



#10 KOBE WEBSTER | 6-0 | 172 | Sr. | G | Indianapolis, Ind.

CAREER STATS

Year	GP	GS	Min	Avg	Total			3-PT			FT			Rebounds				PF	FO	Ast	TO	Blk	Stl	Pts	Avg
					FG	FGA	Pct	3FG	3FGA	Pct	FT	FTA	Pct	Off	Def	Tot	Avg								
2017-18*	28	28	935	33.4	165	383	.431	59	161	.366	57	73	.781	10	106	116	4.1	44	0	97	63	3	20	446	15.9
2018-19*	31	31	1054	34.0	195	455	.429	76	184	.413	60	85	.706	14	123	137	4.4	60	0	97	50	1	34	526	17.0
2019-20*	26	26	876	33.7	173	415	.417	49	147	.333	50	64	.781	12	71	83	3.2	37	0	93	54	3	23	445	17.1
2020-21	3	0	61	20.3	10	21	.476	3	12	.250	7	8	.875	0	6	6	2.0	3	0	5	3	0	5	30	10.0
TOTAL	3	0	61	20.3	10	21	.476	3	12	.250	7	8	.875	0	6	6	2.0	3	0	5	3	0	5	30	10.0
All*	88	85	2926	33.2	543	1274	.426	187	504	.371	174	230	.757	36	306	342	3.9	144	0	292	170	7	82	1447	16.4

* Statistics from Western Illinois

2020-21 GAME BY GAME

Opponent	Date	GS	Min	TOTAL			3-PTS			FT			REBOUNDS				PF	FO	A	TO	Blk	Stl	Pts	Avg
				FG	FGA	Pct	3FG	3FGA	Pct	FT	FTA	Pct	Off	Def	Tot	Avg								
McNeese State	11/25/20	24	5	7	.714	1	3	.333	2	2	1.000	0	2	2	2.0	0	0	2	0	2	13	13.0		
Nevada	11/26/20	20	4	10	.400	2	6	.333	3	4	.750	0	0	0	1.0	2	0	1	2	0	3	13	13.0	
North Dakota State	11/28/20	17	1	4	.250	0	3	.000	2	2	1.000	0	4	4	2.0	1	0	2	1	0	0	4	10.0	
Totals		0	61	10	21	.476	3	12	.250	7	8	.875	0	6	6	2.0	3	0	5	3	0	5	30	10.0

NOTING WEBSTER

- Graduate transfer who adds experience and playmaking ability in the guard spot
- Had four points, four boards and a pair of assists in 17 minutes in the win over North Dakota State
- Totaled 13 points, including a pair of 3-pointers, in 20 minutes off the bench against Nevada
- Made a strong debut with 13 points on 5-of-7 shooting, two assists and two steals against McNeese State
- Three-year starter at Western Illinois, starting 85 games and earning All-Summit League honors in 2019 and 2020
- Started 26 games at WIU in 2019-20, averaging 17.1 points, 3.6 assists and 3.2 rebounds per game en route to second-team all-conference honors
- Ranked among league leaders in scoring (sixth), assists (fifth) and assist-to-turnover ratio (1.72-to-1, fourth)
- Had six 20-point games, including a school-record 40-point performance against Omaha, in 2019-20
- Garnered second-team all-Summit League honors in 2018-19 after averaging 17.0 points, 4.0 rebounds and 3.1 assists per game, while finishing fifth in scoring, assist-to-turnover ratio and 3-pointers per game
- Attended Park Tudor School in Indianapolis, helping the school to a pair of state titles in 2014 and 2015 with college standouts Jaren Jackson Jr. (Michigan State) and Trevon Bluiett (Xavier)
- Started three seasons at Park Tutor, averaging 16 points, four rebounds and four assists per game as a senior to earn third-team all-state by the AP
- Invited to the Indiana's Top 60 showcase following a junior campaign when he averaged 14.5 points and 3.7 assists per game
- Played his AAU ball with the Indiana Elite, winning a national championship in 2015
- Graduated with a degree in management in three years and was a first-team Academic All-District pick in 2019
- Pursuing a master's degree in higher education administration at Nebraska

MISC. STATS

Category	2020-21	Career
Double-Figure Scoring	2	74
Double-Figure Rebounding	0	1
Double-Figure Assists	0	0
Double-Doubles	0	1
Led NU in Scoring	0	0
Led NU in Rebounding	0	0
Led NU in Assists	0	0
20+ Point Games	0	24
30+ Point Games	0	1
40+ Point Games	0	1

*-Includes Western Illinois

TOP PERFORMANCES OF 2020-21

Category	No.	Opponent (Date)
Points	13	McNeese State (11/25)
	13	Nevada (11/26)
Rebounds	4	North Dakota State (11/28)
	2	McNeese State (11/25)
Assists	2	North Dakota State (11/28)
	2	McNeese State (11/25)
Steals	3	Nevada (11/26)
	2	McNeese State (11/25)



#11 LAT MAYEN | 6-9 | 205 | Jr. | F | Adelaide, Australia

CAREER STATS

Year	GP	GS	Total		Total									Rebounds				PF	FO	Ast	TO	Blk	Stl	Pts	Avg
			Min	Avg	FG	FGA	Pct	3FG	3FGA	Pct	FT	FTA	Pct	Off	Def	Tot	Avg								
2018-19*	17	0	134	7.9	11	26	.423	7	20	.350	7	9	.778	5	16	21	1.2	14	0	4	11	4	4	36	2.1
2020-21	3	2	73	24.3	11	27	.407	8	22	.364	2	5	.400	4	11	15	5.0	9	0	3	3	0	1	32	10.7
TOTAL	3	2	73	24.3	11	27	.407	8	22	.364	2	5	.400	4	11	15	5.0	9	0	3	3	0	1	32	10.7
<i>All*</i>	<i>20</i>	<i>2</i>	<i>207</i>	<i>10.4</i>	<i>22</i>	<i>53</i>	<i>.415</i>	<i>15</i>	<i>42</i>	<i>.357</i>	<i>9</i>	<i>14</i>	<i>.643</i>	<i>9</i>	<i>27</i>	<i>36</i>	<i>1.8</i>	<i>23</i>	<i>0</i>	<i>7</i>	<i>14</i>	<i>4</i>	<i>5</i>	<i>68</i>	<i>3.4</i>

* Statistics from TCU

2020-21 GAME BY GAME

Opponent	Date	GS	Min	TOTAL			3-PTS			REBOUNDS				PF	FO	A	TO	Blk	Stl	Pts	Avg				
				FG	FGA	Pct	3FG	FGA	Pct	FT	FTA	Pct	Off									Def	Tot	Avg	
McNeese State	11/25/20	*	24	5	11	.455	3	7	.429	0	0	.000	3	3	6	6.0	2	0	1	1	0	0	13	13.0	
Nevada	11/26/20		27	2	9	.222	2	9	.222	1	3	.333	0	5	5	5.5	4	0	1	1	0	1	7	10.0	
North Dakota State	11/28/20	*	22	4	7	.571	3	6	.500	1	2	.500	1	3	4	5.0	3	0	1	1	0	0	12	10.7	
Totals			2	73	11	27	.407	8	22	.364	2	5	.400	4	11	15	5.0	9	0	3	3	0	1	32	10.7

NOTING MAYEN

- Junior college transfer who has impressed coaches with his shooting and work ethic
- Reached double figures for the second time with 12 points, including a trio of 3-pointers, and four rebounds against North Dakota State
- Had seven points and five rebounds in a loss to Nevada
- Finished with a career-high 13 points, including a trio of 3-pointers, and six boards against McNeese State
- Rated the No. 18 JUCO nationally in 2019-20 at Chipola (Fla.) College, as he averaged 11.8 points, 8.4 rebounds and 2.7 assists per game
- Shot 38 percent from 3-point range while posting eight double-doubles on the year
- Played in 17 games at TCU in 2018-19 before a knee injury ended his redshirt freshman season
- Averaged 2.1 points and 1.2 rebounds per game off the bench, highlighted by a 12-point, six-rebound effort against West Virginia
- Was one of the top recruits in Australia in the 2017 class, as he was a four-star recruit and the No. 2 ranked player in Australia by AUSA Hoops
- Was a member of the Australian National Program, playing in the 2016 Albert Schweitzer Tournament in Germany on the U18 team and was in the U19 National Team program.
- Averaged 12.0 points, 5.3 rebounds and 0.8 assists for Basketball Australia Centre of Excellence during the 2016-17 season, shooting 39.5 percent from 3-point range

MISC. STATS

Category	2020-21	Career
Double-Figure Scoring	0	0
Double-Figure Rebounding	0	0
Double-Figure Assists	0	0
Double-Doubles	0	0
Led NU in Scoring	0	0
Led NU in Rebounding	0	0
Led NU in Assists	0	0
20+ Point Games	0	0
30+ Point Games	0	0

TOP PERFORMANCES OF 2020-21

Category	No.	Opponent (Date)
Points	13	McNeese State (11/25)
	12	North Dakota State (11/28)
Rebounds	6	McNeese State (11/25)
	5	Nevada (11/26)
Assists	1	North Dakota State (11/28)
	1	McNeese State (11/25)
	1	Nevada (11/26)



#13 DERRICK WALKER | 6-8 | 232 | Jr. | F | Kansas City, Mo.

CAREER STATS

Year	GP	GS	Min	Avg	Total					Rebounds				PF	FO	Ast	TO	Blk	Stl	Pts	Avg				
					FG	FGA	Pct	3FG	3FGA	Pct	FT	FTA	Pct									Off	Def	Tot	Avg
2017-18*	34	0	299	8.8	28	47	.596	0	0	.000	10	25	.400	29	46	75	2.2	43	0	9	21	7	3	66	1.9
2018-19*	30	0	160	5.3	10	19	.526	0	0	.000	5	19	.263	8	24	32	1.1	28	0	7	6	3	6	25	0.8
All*	64	0	459	7.2	38	66	.576	0	0	.000	15	44	.341	37	70	107	1.7	71	0	16	27	10	9	91	1.4

* Statistics from Tennessee

2020-21 GAME BY GAME

Opponent	Date	GS	Min	TOTAL			3-PTS			FT			REBOUNDS				PF	FO	A	TO	Blk	Stl	Pts	Avg
				FG	FGA	Pct	3FG	FGA	Pct	FT	FTA	Pct	Off	Def	Tot	Avg								
McNeese State	11/25/20	DNP																						
Nevada	11/26/20	DNP																						
North Dakota State	11/28/20	DNP																						

NOTING WALKER

- Walker sat out the 2019-20 season after transferring from Tennessee and is scheduled to make his Husker debut on Jan. 24, 2021 after sitting out the first 16 games of the 2020-21 season
- Was named to the Tom Osborne Citizenship Team in 2019-20 and was selected to represent Nebraska at the Black Student-Athlete Summit in Austin, Texas, in January of 2020
- Played in 30 games at Tennessee in 2018-19 as the Volunteers reached the NCAA Sweet 16
- Helped the Volunteers to an SEC title in 2017-18, playing in 34 games and averaging 1.9 points and 2.2 rebounds per outing
- A four-star prospect by ESPN who played at Sunrise (Kan.) Christian Academy, averaging 14 points and seven rebounds per game in 2016-17
- Played on MOKAN Elite AAU program with NBA first-round picks Trae Young and Michael Porter Jr.
- Spent freshman-junior years at Raytown High School, the alma mater of former Husker great and current Los Angeles Clippers Coach Tyrone Lue

MISC. STATS

Category	2020-21	Career
Double-Figure Scoring	0	0
Double-Figure Rebounding	0	0
Double-Figure Assists	0	0
Double-Doubles	0	0
Led NU in Scoring	0	0
Led NU in Rebounding	0	0
Led NU in Assists	0	0
20+ Point Games	0	0
30+ Point Games	0	0

TOP PERFORMANCES OF 2020-21

Category	No.	Opponent (Date)
Points	NA	
Rebounds	NA	
Assists	NA	



#21 JACE PIATKOWSKI | 6-3 | 184 | R-Fr. | G | Omaha, Neb.

CAREER STATS

Year	GP	GS	Min	Avg	Total							Rebounds													
					FG	FGA	Pct	3FG	3FGA	Pct	FT	FTA	Pct	Off	Def	Tot	Avg	PF	FO	Ast	TO	Blk	Stl	Pts	Avg
2020-21	2	0	6	3.0	1	1	1.000	1	1	1.000	0	0	.000	1	0	1	0.5	0	0	0	0	0	0	3	1.5
TOTAL	2	0	6	3.0	1	1	1.000	1	1	1.000	0	0	.000	1	0	1	0.5	0	0	0	0	0	0	3	1.5

2020-21 GAME BY GAME

Opponent	Date	GS	Min	TOTAL			3-PTS			REBOUNDS			PF	FO	A	TO	Blk	Stl	Pts	Avg		
				FG	FGA	Pct	3FG	FGA	Pct	FT	FTA	Pct									Off	Def
McNeese State	11/25/20	4	1	1	1.000	1	1	1.000	0	0	.000	0	0	0	0	0	0	0	3	3.0		
Nevada	11/26/20	DNP																				
North Dakota State	11/28/20	2	0	0	.000	0	0	.000	0	0	.000	1	0	1	0.5	0	0	0	0	1.5		
Totals		0	6	1	1	1.000	1	1	1.000	0	0	.000	1	0	1	0.5	0	0	0	0	3	1.5

NOTING PIATKOWSKI

- Made his debut and hit a 3-pointer in four minutes against McNeese State
- Walk-on who redshirted during the 2019-20 season
- Played at Elkhorn South, averaging 18.6 points and 3.3 rebounds per game as a senior, highlighted by a 36-point performance against Lincoln High, to earn honorable-mention all-state honors from the Omaha World-Herald
- Was AAU teammates with fellow Huskers Akol Arop and Bret Porter
- His father (Eric) played at Nebraska from 1991-94 and spent 14 years in the NBA
- The elder Piatkowski ranks second in school history with 1,934 points and was a two-time All-Big Eight pick and 1994 Big Eight Tournament MVP

MISC. STATS

Category	2020-21	Career
Double-Figure Scoring	0	0
Double-Figure Rebounding	0	0
Double-Figure Assists	0	0
Double-Doubles	0	0
Led NU in Scoring	0	0
Led NU in Rebounding	0	0
Led NU in Assists	0	0
20+ Point Games	0	0
30+ Point Games	0	0

TOP PERFORMANCES OF 2020-21

Category	No.	Opponent (Date)
Points	3	McNeese State (11/25)
Rebounds	1	North Dakota State (11/28)
Assists	NA	



#24 YVAN OUEDRAOGO | 6-9 | 245 | So. | F | Bordeaux, France

CAREER STATS

Year	GP	GS	Total		Total									Rebounds				PF	FO	Ast	TO	Blk	Stl	Pts	Avg
			Min	Avg	FG	FGA	Pct	3FG	3FGA	Pct	FT	FTA	Pct	Off	Def	Tot	Avg								
2019-20	32	30	682	21.3	70	168	.417	0	0	.000	41	86	.477	90	113	203	6.3	52	0	15	48	9	13	181	5.7
2020-21	3	0	57	19.0	5	18	.278	0	0	.000	5	10	.500	11	6	17	5.7	7	0	1	2	1	3	15	5.0
TOTAL	35	30	739	21.1	75	186	.403	0	0	.000	46	96	.479	101	119	220	6.3	59	0	16	50	10	16	196	5.6

2020-21 GAME BY GAME

Opponent	Date	GS	Min	TOTAL			3-PTS			REBOUNDS			PF	FO	A	TO	Blk	Stl	Pts	Avg				
				FG	FGA	Pct	3FG	FGA	Pct	Off	Def	Tot									Avg			
McNeese State	11/25/20	23	3	12	.250	0	0	.000	3	5	.600	3	4	7	7.0	2	0	0	1	0	2	9	9.0	
Nevada	11/26/20	15	0	1	.000	0	0	.000	2	3	.667	3	0	3	5.0	4	0	1	1	0	1	2	5.5	
North Dakota State	11/28/20	19	2	5	.400	0	0	.000	0	2	.000	5	2	7	5.7	1	0	0	0	1	0	4	5.0	
Totals		0	57	5	18	.278	0	0	.000	5	10	.500	11	6	17	5.7	7	0	1	2	1	3	15	5.0

NOTING OUEDRAOGO

- Spent most of the summer in France during the pandemic and worked on his body, losing nearly 20 pounds and becoming more explosive
- Grabbed seven boards in 18 minutes against North Dakota State
- Totaled nine points and seven boards in 24 minutes off the bench against McNeese State
- Started 30 games as a 17-year-old, averaging 5.7 points and a team-high 6.3 rebounds per game in 2019-20, ranking third among Big Ten freshmen in rebounding
- Set school freshman marks for season rebounds (203) and double-doubles (three)
- Established a school freshman single-game record with 19 rebounds against Northwestern on March 1, 2020, breaking the previous mark of 17 set two other times
- Made significant strides, averaging 6.8 points and 7.6 rebounds per game over the Huskers' final nine games, including two of his three double-doubles
- Spent the summer of 2019 playing for the French U-18 National Team, helping France to a 6-1 record and fifth-place finish at the European Championships
- Attended the National Institute of Sport, Expertise and Performance (INSEP), a program which produced Clint Capela, Boris Diaw and Tony Parker, among others
- Represented France in the 2018 FIBA U-16 European Championships, when he averaged 12.7 points and 9.7 rebounds per game to earn team MVP honors

MISC. STATS

Category	2020-21	Career
Double-Figure Scoring	0	6
Double-Figure Rebounding	0	6
Double-Figure Assists	0	0
Double-Doubles	0	3
Led NU in Scoring	0	0
Led NU in Rebounding	1	13
Led NU in Assists	0	0
20+ Point Games	0	0
30+ Point Games	0	0

TOP PERFORMANCES OF 2020-21

Category	No.	Opponent (Date)
Points	9	McNeese State (11/25)
	4	North Dakota State (11/28)
Rebounds	7	McNeese State (11/25)
	7	North Dakota State (11/28)
Blocks	1	North Dakota State (11/28)



#34 THORIR THORBJARNARSON | 6-6 | 202 | Sr. | G | Reykjavik, Iceland

CAREER STATS

Year	GP	GS	Min		Total			3-PTS			FT			Rebounds				PF	FO	Ast	TO	Blk	Stl	Pts	Avg
			Avg	FG	FGA	Pct	3FG	3FGA	Pct	FT	FTA	Pct	Off	Def	Tot	Avg									
2017-18	9	0	19	2.1	3	7	.429	2	5	.400	0	0	.000	1	3	4	0.4	4	0	3	1	0	1	8	0.9
2018-19	25	7	307	12.3	19	56	.339	4	23	.174	8	12	.667	10	43	53	2.1	25	0	29	13	5	14	50	2.0
2019-20	32	24	935	29.2	100	221	.452	48	129	.372	32	41	.780	18	134	152	4.8	66	1	42	47	4	36	280	8.8
2020-21	3	2	83	27.7	4	18	.222	3	13	.231	0	0	.000	1	8	9	3.0	6	0	4	1	0	5	11	3.7
TOTAL	69	33	1344	19.5	126	302	.417	57	170	.335	40	53	.755	30	188	218	3.2	101	1	78	62	9	56	349	5.1

2020-21 GAME BY GAME

Opponent	Date	GS	Min	TOTAL			3-PTS			FT			REBOUNDS				PF	FO	A	TO	Blk	Stl	Pts	Avg	
				FG	FGA	Pct	3FG	3FGA	Pct	FT	FTA	Pct	Off	Def	Tot	Avg									
McNeese State	11/25/20	*	26	3	9	.333	2	5	.400	0	0	.000	1	1	2	2.0	0	0	1	1	0	1	8	8.0	
Nevada	11/26/20		28	0	4	.000	0	4	.000	0	0	.000	0	4	4	3.0	3	0	2	0	0	1	0	4.0	
North Dakota State	11/28/20	*	29	1	5	.200	1	4	.250	0	0	.000	0	3	3	3.0	3	0	1	0	0	3	3	3.7	
Totals			2	83	4	18	.222	3	13	.231	0	0	.000	1	8	9	3.0	6	0	4	1	0	5	11	3.7

NOTING THORBJARNARSON

- Returning starter who has started 27 straight games dating back to last season
- Strong shooter who can fill a variety of roles and doesn't need to score to make a positive impact on games
- Had three points, three steals and three rebounds in 28 minutes against Nevada
- Had eight points, including a pair of 3-pointers, against McNeese State while helping hold Dru Kuxhausen, who ranked among national 3-point leaders in 2019-20 to just 11 points on 4-of-11 shooting
 - Played in all 32 games, including 24 starts, in 2019-20 and averaged 8.8 points, 4.8 rebounds, 1.3 assists and 1.1 steals per game, finishing 10th in the Big Ten in steals and 14th in 3-point percentage (.372)
 - Reached double figures 13 times, including a trio of 17-point efforts (at Indiana, vs. Iowa, at Rutgers)
 - Started all 20 Big Ten games, averaging 10.6 ppg, while ranking second on the team in rebounding (5.5 rpg) and third in assists (1.7 apg)
- Played for the Iceland National Team during the Games of the Small States of Europe in the summer of 2019, averaging 10 points per game
 - Was in the rotation during the second half of the 2018-19 season, playing in 25 contests, including seven starts
 - Nebraska's first scholarship player from Iceland and one of the few players from the nation on Division I teams
 - Played for KR Reykjavik in the Icelandic League for three years (2015-17), helping the team to three straight titles and a pair of Icelandic Cups in 2016 and 2017

MISC. STATS

Category	2020-21	Career
Double-Figure Scoring	0	13
Double-Figure Rebounding	0	1
Double-Figure Assists	0	0
Double-Doubles	0	0
Led NU in Scoring	0	2
Led NU in Rebounding	0	8
Led NU in Assists	0	3
20+ Point Games	0	0
30+ Point Games	0	0

TOP PERFORMANCES OF 2020-21

Category	No.	Opponent (Date)
Points	8	McNeese State (11/25)
	3	North Dakota State (11/28)
Rebounds	4	Nevada (11/26)
	3	North Dakota State (11/28)
Assists	2	Nevada (11/26)



#35 EDUARDO ANDRE | 6-10 | 228 | Fr. | F | London, England

CAREER STATS

Year	GP	GS	Min	Avg	Total							Rebounds				PF	FO	Ast	TO	Blk	Stl	Pts	Avg
					FG	FGA	Pct	3FG	3FGA	Pct	FT	FTA	Pct	Off	Def								
2020-21	Has not played																						

2020-21 GAME BY GAME

Opponent	Date	GS	Min	TOTAL			3-PTS			REBOUNDS			PF	FO	A	TO	Blk	Stl	Pts	Avg
				FG	FGA	Pct	3FG	FGA	Pct	FT	FTA	Pct								
McNeese State	11/25/20	DNP																		
Nevada	11/26/20	DNP																		
North Dakota State	11/28/20	DNP																		

NOTING ANDRE

- Freshman who provides size and shot-blocking ability for the Husker frontcourt, as he possesses a 7-foot-4 wingspan and has added 10 pounds since getting on campus in June
- Has missed Nebraska’s first three games
- Three-star recruit who averaged 10.3 points, 9.8 rebounds and 3.9 blocked shots per game at AZ Compass Prep as a high school senior in 2019-20
- Moved to America prior to his sophomore season and spent two years at Woodrow Wilson High School in Dallas, averaging 12.3 points, 11.5 rebounds and 4.3 blocks per game and was named district defensive player of the year
- Was a late bloomer to the sport, as he did not start playing competitively until he was 14 years old
- Chose NU over offers from Illinois, Maryland and Texas A&M among others

MISC. STATS

Category	2020-21	Career
Double-Figure Scoring	0	0
Double-Figure Rebounding	0	0
Double-Figure Assists	0	0
Double-Doubles	0	0
Led NU in Scoring	0	0
Led NU in Rebounding	0	0
Led NU in Assists	0	0
20+ Point Games	0	0
30+ Point Games	0	0

TOP PERFORMANCES OF 2020-21

Category	No.	Opponent (Date)
Points	NA	
Rebounds	NA	
Assists	NA	



#44 BRET PORTER | 6-5 | 228 | R-Fr. | F | Omaha, Neb.

CAREER STATS

Year	GP	GS	Min	Avg	Total							Rebounds				PF	FO	Ast	TO	Blk	Stl	Pts	Avg					
					FG	FGA	Pct	3FG	3FGA	Pct	FT	FTA	Pct	Off	Def									Tot	Avg			
2020-21	2	0	5	2.5	0	0	.000	0	0	.000	0	0	.000	0	0	.000	0	1	1	0.5	1	0	0	0	1	0	0	0.0
TOTAL	2	0	5	2.5	0	0	.000	0	0	.000	0	0	.000	0	0	.000	0	1	1	0.5	1	0	0	0	1	0	0	0.0

2020-21 GAME BY GAME

Opponent	Date	GS	Min	TOTAL			3-PTS			REBOUNDS			PF	FO	A	TO	Blk	Stl	Pts	Avg				
				FG	FGA	Pct	3FG	FGA	Pct	FT	FTA	Pct									Off	Def	Tot	Avg
McNeese State	11/25/20	3	0	0	0	.000	0	0	.000	0	0	.000	0	1	1	1.0	1	0	0	0	0	0.0		
Nevada	11/26/20	DNP																						
North Dakota State	11/28/20	2	0	0	0	.000	0	0	.000	0	0	.000	0	0	0	0.5	0	0	0	0	1	0	0	0.0
Totals		0	5	0	0	.000	0	0	.000	0	0	.000	0	1	1	0.5	1	0	0	0	1	0	0	0.0

NOTING PORTER

- Walk-on who redshirted during the 2019-20 season
- Made his collegiate debut with three minutes against McNeese State
- Blocked a shot in 1:37 of playing time in the win against North Dakota State
- Returned from a torn ACL in June of 2018 to play as a senior, averaging 6.2 points and 4.4 rebounds as Millard North High School reached the district final in 2019
- Enjoyed a strong junior season, averaging 13.5 points and 7.5 rebounds per game for the Mustangs
- Was AAU teammates with fellow Huskers Akol Arop and Jace Piatkowski
- Is a fourth-generation athlete at Nebraska, as his father (Budge, 1975) grandfather (Mort, 1943, 1946-47) and great grandfather (Grove, 1913-15) all played football for the Cornhuskers

MISC. STATS

Category	2020-21	Career
Double-Figure Scoring	0	0
Double-Figure Rebounding	0	0
Double-Figure Assists	0	0
Double-Doubles	0	0
Led NU in Scoring	0	0
Led NU in Rebounding	0	0
Led NU in Assists	0	0
20+ Point Games	0	0
30+ Point Games	0	0

TOP PERFORMANCES OF 2020-21

Category	No.	Opponent (Date)
Points	NA	
Rebounds	1	McNeese State (11/25)
Assists	NA	



#45 DALANO BANTON | 6-9 | 204 | So. | G | Toronto, Ontario, Canada

CAREER STATS

Year	GP	GS	Min	Avg	Total					Rebounds					PF	FO	Ast	TO	Blk	Stl	Pts	Avg.			
					FG	FGA	Pct	3FG	3FGA	Pct	FT	FTA	Pct	Off									Def	Tot	Avg
2018-19*	31	12	469	15.1	39	97	.402	8	37	.216	19	34	.559	16	76	92	3.0	27	0	65	52	16	14	105	3.4
2020-21	3	2	90	30.0	14	31	.452	3	14	.214	13	17	.765	6	16	22	7.3	3	0	19	5	6	5	44	14.7
TOTAL	3	2	90	30.0	14	31	.452	3	14	.214	13	17	.765	6	16	22	7.3	3	0	19	5	6	5	44	14.7
All*	34	14	559	16.4	53	128	.414	11	51	.216	32	51	.627	22	92	114	3.4	30	0	84	57	22	19	149	4.4

* Statistics from Western Kentucky

2020-21 GAME BY GAME

Opponent	Date	GS	Min	TOTAL			3-PTS			REBOUNDS			PF	FO	A	TO	Blk	Stl	Pts	Avg				
				FG	FGA	Pct	3FG	FGA	Pct	FT	FTA	Pct									Off	Def	Tot	Avg
McNeese State	11/25/20	*	22	4	7	.571	0	2	.000	6	8	.750	2	4	6	6.0	2	0	6	2	4	3	14	14.0
Nevada	11/26/20		38	6	17	.353	3	11	.273	3	4	.750	2	5	7	6.5	1	0	5	1	1	1	18	16.0
North Dakota State	11/28/20	*	30	4	7	.571	0	1	.000	4	5	.800	2	7	9	7.3	0	0	8	2	1	1	12	14.7
Totals			90	14	31	.452	3	14	.214	13	17	.765	6	16	22	7.3	3	0	19	5	6	5	44	14.7

NOTING BANTON

- Talented guard who uses his combination of size, length and athleticism to create matchup problems for opponents, as he has a 6-11 wingspan
- Ran the Huskers' scout team in 2019-20 while sitting out, impressing the coaches with his court vision
- Nearly posted a triple double against North Dakota State with 12 points, nine rebounds and eight assists
- Led NU with 18 points, five assists and seven boards in the loss to Nevada
- Filled the stat sheet in NU's win over McNeese State, totaling 14 points, six assists, six rebounds, four blocked shots and three steals in just 22 minutes of work
- Transfer from Western Kentucky who sat out the 2019-20 season and has three years of eligibility remaining
- Reclassified to the class of 2018 to play at Western Kentucky, where he averaged 3.4 points, 3.0 rebounds and 2.1 assists per game, posting a trio of double-figure performances
- Made 12 starts and his best performance was a 13-rebound, 10-assist, eight-point effort in a win over No. 15 Wisconsin
- Top 100 recruit (Rivals and 247Sports) who played at Redemption (N.Y.) Christian Academy and was named conference MVP in his final year at the school
- Played in the BioSteel All-Canadian Game, finishing with 19 points on 9-of-16 shooting, eight rebounds and three steals
- Wears #45 as a tribute to his Mount Olive neighborhood in Toronto, as the 45 Kipling bus was his transportation to school as a child

MISC. STATS

Category	2020-21	Career
Double-Figure Scoring	3	6
Double-Figure Rebounding	0	1
Double-Figure Assists	0	1
Double-Doubles	0	1
Led NU in Scoring	1	1
Led NU in Rebounding	2	2
Led NU in Assists	3	3
20+ Point Games	0	0
30+ Point Games	0	0

TOP PERFORMANCES OF 2020-21

Category	No.	Opponent (Date)
Points	18	Nevada (11/26)
	14	McNeese State (11/25)
Rebounds	9	North Dakota State (11/28)
	7	Nevada (11/26)
Assists	8	North Dakota State (11/28)
	6	McNeese State (11/25)
Steals	3	McNeese State (11/25)
Blocks	4	McNeese State (11/25)




#33 AKOL AROP | 6-5 | 203 | So. | F | Omaha, Neb.

CAREER STATS

Year	GP	GS	Min	Avg	Total									Rebounds				PF	FO	Ast	TO	Blk	Stl	Pts	Avg
					FG	FGA	Pct	3FG	3FGA	Pct	FT	FTA	Pct	Off	Def	Tot	Avg								
2019-20	21	0	114	5.4	9	16	.563	1	2	.500	3	7	.429	9	19	28	1.3	18	0	1	4	6	6	22	1.0
TOTAL	21	0	114	5.4	9	16	.563	1	2	.500	3	7	.429	9	19	28	1.3	18	0	1	4	6	6	22	1.0

NOTING AROP

- Will miss the entire 2020-21 season following knee surgery in early November.
- Played in 21 games as a true freshman, averaging 1.0 points and 1.3 rebounds per game.
- Came off the bench to grab four rebounds and block a pair of shots in a season-high 23 minutes vs. Indiana in the Big Ten Tournament
- Tied his season high with five points on 2-of-2 shooting, including his first career 3-pointer, at Minnesota
- Established season highs in points (five), rebounds (six) and minutes (20) at No. 25 Michigan
- 2019 Gatorade Player of the Year in Nebraska who averaged 19.4 points, 10.9 rebounds and 2.6 blocks per game as a senior at Omaha Creighton Prep High School
- First-team all-state selection by the Omaha World-Herald and Lincoln Journal Star after recording 19 double-doubles as a senior
- One of nine kids in the family, including older brother, Aguek, who plays basketball at San Diego State



#14 TREVOR LAKES | 6-7 | 215 | Sr. | F | Lebanon, Ind.

CAREER STATS

Year	GP	GS	Min	Avg	Total									Rebounds				PF	FO	Ast	TO	Blk	Stl	Pts	Avg
					FG	FGA	Pct	3FG	3FGA	Pct	FT	FTA	Pct	Off	Def	Tot	Avg								
2017-18*	28	3	378	13.5	53	118	.449	47	104	.452	4	7	.571	9	43	52	1.9	43	0	12	14	6	12	157	5.6
2018-19*	25	25	751	30.0	119	278	.428	87	219	.397	27	32	.844	17	121	138	5.5	55	0	21	19	17	8	352	14.1
2019-20*	30	28	966	32.2	157	354	.444	101	254	.398	55	69	.797	25	162	187	6.2	60	0	29	27	18	20	470	15.7
All*	83	56	2095	25.2	329	750	.439	235	577	.407	86	108	.796	51	326	377	4.5	158	0	62	60	41	40	979	11.8

* Statistics from University of Indianapolis

NOTING LAKES

- Transfer from Division II University of Indianapolis who will sit out this season and have one year of eligibility remaining
- High volume 3-point shooter who has 235 career 3-pointers and shot 41 percent for his collegiate career
- Averaged 15.7 points and 6.2 rebounds per game last season while leading his conference in 3-pointers per game (3.4/gm) for the second straight year, helping Indianapolis to a 24-6 record and a No. 1 seed in the 2020 NCAA Division II Regional Tournament
- Collected All-GLVC honors as a sophomore in 2018-19, as he led the team in scoring at 14.1 ppg, while pulling down 5.5 rebounds per contest. Lakes paced the conference with 3.5 3-pointers per game and shot 39.7 percent from 3-point range, while ranking among conference leaders in scoring (11th) and rebounding (12th)
- Played at Lebanon High School, averaging 22.5 points, 6.7 rebounds and 1.5 blocks per game as a senior en route to earning IBCA Honorable Mention All-State honors



#30 CHRIS MCGRAW | 6-0 | 170 | So. | G | Columbus, Ohio

CAREER STATS

Year	GP	GS	Min	Avg	Total									Rebounds				PF	FO	Ast	TO	Blk	Stl	Pts	Avg
					FG	FGA	Pct	3FG	3FGA	Pct	FT	FTA	Pct	Off	Def	Tot	Avg								
2018-19*	4	0	6	1.5	0	1	.000	0	0	.000	0	0	.000	0	0	0	0.0	0	0	2	0	0	0	0	0.0
All	4	0	6	1.5	0	1	.000	0	0	.000	0	0	.000	0	0	0	0.0	0	0	2	0	0	0	0	0.0

* Statistics from Ohio University

NOTING MCGRAW

- Walk-on who is sitting out this season after transferring from Division III Otterbein University, where he did not play last season because of injury
- Began his collegiate career at Ohio University in 2018-19, playing in four games and recording two assists in six minutes of action
- Was a teammate of Husker junior guard Trey McGowens at Hargrave Military in 2017-18, as the team went 33-4 and was ranked fourth nationally
- Played his high school basketball at Bishop Watterson High School for Coach Vince Lombardo, averaging 7.8 ppg as a senior and played all four years at the school

NEBRASKA 102, MCNEESE STATE 55

NEVADA 69, NEBRASKA 66



Official Basketball Box Score - Final
McNeese at Nebraska
 11/25/20 Pinnacle Bank Arena, Lincoln
 Nebraska vs. McNeese State

Game Time: 11:03 AM
 Game Duration: 1:57

McNeese - 55

Record: 0-1

NO. Name	Min	FG		3P		FT		Rebounds		Fouls		TP	AS	TO	ST	Blocks			+/-
		M-A	M-A	M-A	M-A	OR	DR	PF	FD	BS	BA					BB			
2 KeyShawn Feazell	F 24:03	1-6	0-1	4-6	2	9	11	4	3	6	3	5	0	2	0	0	2	0	-29
23 Carlos Rosario	F 22:34	5-7	0-0	0-2	2	0	2	1	1	10	0	3	0	1	0	0	0	-27	
0 Dru Kuxhausen	G 33:27	4-11	3-8	0-1	0	1	1	5	4	11	0	1	0	0	0	0	0	-40	
3 Collin Warren	G 20:46	1-5	1-2	0-0	0	2	2	3	0	3	2	7	2	0	0	1	-26		
12 A.J. Lawson	G 30:36	2-6	1-3	1-3	1	2	3	3	6	6	1	4	0	0	0	0	-40		
45 Ra'Shawn Langston	29:53	4-9	2-5	0-0	1	1	2	3	0	10	3	1	1	0	0	1	-23		
24 Chris Orlina	10:31	1-3	0-0	0-0	0	1	1	2	0	0	0	0	0	0	0	2	-15		
15 Zach Scott	08:20	0-1	0-1	0-0	0	1	1	3	0	0	0	0	0	0	0	0	-8		
1 Jeremy Harrell	17:26	3-7	0-2	1-2	3	4	7	1	1	7	0	2	0	2	0	0	-20		
11 Myles Hutchinson	01:22	0-0	0-0	0-0	0	0	0	0	0	0	0	1	0	0	0	0	-1		
5 Evan Palmquist	01:02	0-0	0-0	0-0	0	0	0	0	0	0	0	1	0	0	0	0	-6		
Totals		21-55	7-22	6-14	12	23	35	26	15	55	10	27	3	5	4	-47			

Officials: John Higgins, Louis Garrison, Alfred Smith

Shooting By Period	
1st FG%	11-28 39.3%
3PT%	4-9 44.4%
FT%	2-4 50%
2nd FG%	10-27 37.0%
3PT%	3-13 23.1%
FT%	4-10 40%
GMFG%	21-55 38.2%
3PT%	7-22 31.8%
FT%	6-14 42.9%

Dead Ball Rebounds: 2, 0

Nebraska - 102

Record: 1-0

NO. Name	Min	FG		3P		FT		Rebounds		Fouls		TP	AS	TO	ST	Blocks			+/-
		M-A	M-A	M-A	M-A	OR	DR	PF	FD	BS	BA					BB			
11 Lat Mayen	F 23:50	5-11	3-7	0-0	3	3	6	2	2	13	1	1	0	0	0	0	24		
0 Teddy Allen	G 23:35	6-10	1-2	1-3	1	4	5	2	3	14	2	2	3	0	0	0	30		
2 Trey McGowens	G 19:11	5-9	2-2	2-3	1	2	3	3	3	14	3	2	3	0	0	0	28		
34 Thorir Thorbjarnarson	G 25:56	3-9	2-5	0-0	1	1	2	1	8	11	1	1	0	0	1	12			
45 Dalano Barton	G 21:39	4-7	0-2	6-8	2	4	6	2	7	14	6	2	3	4	0	29			
10 Kobe Webster	G 23:35	5-7	1-3	2-2	0	2	2	0	3	13	2	0	2	0	0	31			
24 Yvan Ouedraogo	23:57	3-12	0-0	3-5	3	4	7	3	9	0	1	2	0	0	0	4			
4 Shamiel Stevenson	22:06	4-4	0-0	6-8	3	3	6	3	4	14	2	0	2	0	0	28			
3 Elijah Wood	09:01	0-2	0-2	0-0	0	2	2	0	0	0	0	0	0	0	0	10			
21 Jace Platkowski	03:58	1-1	1-1	0-0	0	0	0	0	0	3	0	0	0	0	0	8			
44 Bret Porter	03:12	0-0	0-0	0-0	0	1	1	0	0	0	0	0	0	0	0	4			
Totals		36-72	10-24	20-29	17	28	45	15	26	102	19	10	16	4	5	47			

Technical Fouls: NONE

	MSC		NEB		Points from Turnovers	MSC	NEB	Period by Period Scoring		
	1st	2nd	1st	2nd				TOT		
Biggest lead	0 (1st 20:00)		50 (2nd 0:02)		8	43				
Best Scoring Run	4 (2nd 4:42)		17 (2nd 9:01)		26	50				
Lead Changes	0		0		6	12				
Times Tied	1		0		2	29				
Time with Lead	00:00		38:25		19	39				

NEBRASKA 79, NORTH DAKOTA STATE 57



Official Basketball Box Score - Final
Purdue at Nebraska
 12/15/19 Pinnacle Bank Arena, Lincoln
 Nebraska vs. Purdue

Game Time: 3:01 PM
 Game Duration: 1:47
 Attendance: 15,654

Purdue - 56

Record: 64 (1-1)

NO. Name	Min	FG		3P		FT		Rebounds		Fouls		TP	AS	TO	ST	Blocks			+/-
		M-A	M-A	M-A	M-A	OR	DR	PF	FD	BS	BA					BB			
32 Matt Haarms	F 21:46	1-8	0-1	1-2	4	1	5	0	2	3	2	0	0	0	4	0	-12		
50 Trevion Williams	F 23:06	9-13	0-0	0-2	10	6	16	1	2	18	3	3	2	0	0	0	-12		
2 Eric Hunter Jr.	G 33:54	3-10	1-5	0-0	1	4	5	4	1	7	1	2	2	0	1	-16			
3 Jahaad Proctor	G 25:15	2-11	0-4	1-1	0	3	3	2	1	5	2	0	0	0	0	-21			
55 Sasha Stefanovic	G 24:31	2-10	2-8	0-0	0	1	1	0	1	6	2	3	0	1	0	-10			
1 Aaron Wheeler	22:36	1-8	1-7	0-0	1	4	5	1	0	3	2	0	0	2	0	-6			
20 Nojel Eastern	16:50	2-6	0-0	0-0	2	6	8	3	1	4	0	1	1	0	0	4			
11 Isaiah Thompson	24:55	4-11	2-8	0-0	0	2	4	1	10	0	0	0	0	0	1	1			
12 Evan Boudreaux	07:07	0-2	0-2	0-0	0	2	2	0	0	0	0	0	0	0	0	2			
Totals		24-79	6-35	2-5	19	30	49	15	9	56	12	9	5	7	2	-14			

Technical Fouls: NONE

Shooting By Period	
1st FG%	9-41 22.0%
3PT%	3-18 16.7%
FT%	2-3 66.7%
2nd FG%	15-38 39.5%
3PT%	3-17 17.6%
FT%	0-2 0%
GMFG%	24-79 30.4%
3PT%	6-35 17.1%
FT%	2-5 40.0%

Dead Ball Rebounds: 1, 0

Nebraska - 70

Record: 56 (1-1)

NO. Name	Min	FG		3P		FT		Rebounds		Fouls		TP	AS	TO	ST	Blocks			+/-
		M-A	M-A	M-A	M-A	OR	DR	PF	FD	BS	BA					BB			
24 Yvan Ouedraogo	F 16:28	3-6	0-0	0-0	0	5	5	0	0	6	0	0	0	0	0	3	-1		
3 Cam Mack	G 35:22	4-7	3-4	0-0	2	8	10	2	5	11	12	3	1	1	1	1	16		
11 Dachon Burke	G 32:03	7-13	4-7	0-1	1	6	7	3	3	18	2	1	2	1	1	10			
22 Haanif Cheatham	G 36:20	4-11	1-5	0-0	0	1	1	1	1	9	4	2	2	0	0	16			
34 Thorir Thorbjarnarson	G 28:51	3-8	2-6	5-6	0	5	5	2	3	13	0	2	0	0	1	10			
1 Kevin Cross	23:32	3-8	1-4	0-0	1	6	7	1	2	7	3	1	1	0	0	15			
25 Matej Kavas	17:51	2-8	0-4	0-0	0	3	3	0	4	1	1	0	0	0	1	2			
30 Charlie Easley	09:33	0-0	0-0	2-2	0	1	1	0	1	2	0	0	0	0	0	2			
Totals		26-61	11-30	7-9	7	38	45	9	15	70	22	11	6	2	7	44			

Technical Fouls: NONE

	PUR		NEB		Points from Turnovers	PUR	NEB	Period by Period Scoring		
	1st	2nd	1st	2nd				TOT		
Biggest lead	3 (1st 6:19)		16 (2nd 0:24)		12	13				
Best Scoring Run	12 (1st 9:17)		12 (1st 15:46)		32	26				
Lead Changes	3		0		12	9				
Times Tied	3		0		6	17				
Time with Lead	01:40		33:50		34	70				

Game Notes: Actual attendance 10788



Official Basketball Box Score - Final
Nevada at Nebraska
 11/25/20 Pinnacle Bank Arena, Lincoln
 Nevada vs. Nebraska

Game Time: 1:03 PM
 Game Duration: 2:09

Nevada - 69

Record: 2-0

NO. Name	Min	FG		3P		FT		Rebounds		Fouls		TP	AS	TO	ST	Blocks			+/-
		M-A	M-A	M-A	M-A	OR	DR	PF	FD	BS	BA					BB			
5 Warren Washington	F 14:17	1-1	0-0	0-2	1	3	4	3	2	2	0	2	0	0	0	0	0	-15	
42 K.J. Hymes	F 17:04	2-3	0-0	4-4	2	6	8	5	3	8	1	5	0	0	0	0	0		
4 Desmond Cambridge	G 34:51	7-17	2-11	2-2	0	5	5	4	2	18	1	3	1	0	0	8			
11 Kane Milling	G 15:10	2-3	0-0	0-1	0	3	3	4	3	4	0	0	0	0	0	-2			
25 Grant Sherfield	G 35:50	4-13	2-4	9-12	1	5	6	1	10	19	6	6	1	0	1	8			
1 Robby Robinson	26:07	1-2	0-0	0-0	2	7	9	2	0	2	0	2	0	0	0	12			
14 Tré Coleman	28:34	2-3	1-2	0-1	1	1	2	4	2	5	1	4	1	1	0	4			
15 Zane Meeks	15:20	4-6	0-2	0-0	1	4	5	2	1	8	1	1	0	0	0	-2			
3 Alem Huseinovic	08:58	1-2	1-2	0-0	1	1	2	1	0	3	0	0	0	0	0				



2020-21 Nebraska Men's Basketball Combined Team Statistics All games

Game Records

Record	Overall	Home	Away	Neutral
ALL GAMES	2-1	2-1	0-0	0-0
CONFERENCE	0-0	0-0	0-0	0-0
NON-CONFERENCE	2-1	2-1	0-0	0-0

Score by Periods

Team	1st	2nd	OT	TOT
Nebraska	122	125	0	247
Opponents	99	82	0	181

Team Box Score

No.	Player				Total		3-Point		F-Throw		Rebounds											
		GP-GS	MIN	AVG	FG-FGA	FG%	3FG-FGA	3FG%	FT-FTA	FT%	OFF	DEF	TOT	AVG	PF	DQ	A	TO	BLK	STL	PTS	AVG
0	ALLEN, Teddy	3-3	83:00	27.7	18-38	.474	6-19	.316	11-19	.579	5	13	18	6.0	7	0	5	3	0	13	53	17.7
45	BANTON, Dalano	3-3	89:14	29.7	14-31	.452	3-14	.214	13-17	.765	6	16	22	7.3	3	0	19	5	6	5	44	14.7
2	MCGOWENS, Trey	3-3	76:38	25.5	12-28	.429	4-10	.400	5-7	.714	3	7	10	3.3	9	0	6	7	1	4	33	11.0
11	MAYEN, Lat	3-3	73:16	24.4	11-27	.407	8-22	.364	2-5	.400	4	11	15	5.0	9	0	3	3	0	1	32	10.7
10	WEBSTER, Kobe	3-0	60:18	20.1	10-21	.476	3-12	.250	7-8	.875	0	6	6	2.0	3	0	5	3	0	5	30	10.0
4	STEVENSON, Shamiel	3-0	55:25	18.5	8-12	.667	0-3	.000	10-13	.769	3	7	10	3.3	10	0	2	3	0	2	26	8.7
24	OUDRAOGO, Yvan	3-0	57:33	19.2	5-18	.278	0-0	.000	5-10	.500	11	6	17	5.7	7	0	1	2	1	3	15	5.0
34	THORBJARNARSON, Thorir	3-3	82:56	27.6	4-18	.222	3-13	.231	0-0	.000	1	8	9	3.0	6	0	4	1	0	5	11	3.7
21	PIATKOWSKI, Jace	2-0	05:44	2.9	1-1	1.000	1-1	1.000	0-0	.000	1	0	1	0.5	0	0	0	0	0	0	3	1.5
44	PORTER, Bret	2-0	04:49	2.4	0-0	.000	0-0	.000	0-0	.000	0	1	1	0.5	1	0	0	0	1	0	0	0.0
3	WOOD, Elijah	2-0	11:07	5.6	0-3	.000	0-3	.000	0-0	.000	0	2	2	1.0	0	0	2	1	0	1	0	0.0
Team											4	3	7				1					
Total		3	600		83-197	.421	28-97	.289	53-79	.671	38	80	118	39.3	55	0	47	29	9	39	247	82.3
Opponents		3	600		65-174	.374	19-67	.284	32-52	.615	44	91	135	45.0	70	2	30	65	10	10	181	60.3

Team Statistics

	NEBR	OPP
Scoring	247	181
Points per game	82.3	60.3
Scoring margin	+22.0	-
Field goals-att	83-197	65-174
Field goal pct	.421	.374
3 point fg-att	28-97	19-67
3-point FG pct	.289	.284
3-pt FG made per game	9.3	6.3
Free throws-att	53-79	32-52
Free throw pct	.671	.615
F-Throws made per game	17.7	10.7
Rebounds	118	135
Rebounds per game	39.3	45.0
Rebounding margin	-5.7	-
Assists	47	30
Assists per game	15.7	10.0
Turnovers	29	65
Turnovers per game	9.7	21.7
Turnover margin	+12.0	-
Assist/turnover ratio	1.6	0.5
Steals	39	10
Steals per game	13.0	3.3
Blocks	9	10
Blocks per game	3.0	3.3
Winning streak	1	-
Home win streak	1	-
Attendance	0	0
Home games-Avg/Game	3-0	0-0
Neutral site-Avg/Game	-	0-0

Team Results

Date	Opponent		Score	Att.
11/25/2020	McNeese	W	102-55	0
11/26/2020	Nevada	L	66-69	0
11/28/2020	North Dakota St.	W	79-57	0