

N NEBRASKA BASKETBALL

2020-21 GAME NOTES

A new season dawns for the University of Nebraska men's basketball program Wednesday morning, as the Huskers begin what will be a unique campaign with a matchup against McNeese State. Tipoff at Pinnacle Bank Arena is slated for shortly after 11 a.m. (central).

The matchup between the Huskers and Cowboys will be carried nationally on BTN with Kevin Kugler and Shon Morris on the call. The game can also be streamed via the web, smartphones, tablets and connected devices through the Fox Sports app.

Fans can follow all of the action across the state of Nebraska on the Learfield IMG College Husker Sports Network with Kent Pavelka and Jake Muhleisen on the call. The game will also be available on Huskers.com, the Huskers app and TuneIn radio. The pregame show begins one hour prior to tipoff.

Fred Hoiberg's squad will have a dramatically different look in 2020-21, Nebraska returns a pair of starters in senior Thorir Thorbjarnarson, who averaged 8.8 points per game and was among the Big Ten's top 3-point shooters in 2019-20, and sophomore Yvan Ouedraogo, who led the Huskers with 6.3 rebounds per game.

More importantly, the Huskers gain the services of a trio of Division I transfers who sat out last year as well as six other newcomers who will factor into the Huskers' fortunes this season. In all, seven players bring previous Division I experience, totaling nearly 3,000 points, more than 1,000 rebounds and 600 assists. The group includes Trey McGowens, a former top-100 recruit who averaged 11.5 points and 3.6 assists per game at Pittsburgh last season. Grad transfer Kobe Webster was a three-year starter at Western Illinois and averaged 17.1 points and 3.6 assists per game. Sophomore Dalano Banton, a 6-foot-9 guard, was a top-100 recruit coming out of high school and played at Western Kentucky before coming to Nebraska.

McNeese State returns a pair of preseason all-conference performers, including Scottsbluff native Dru Kuxhausen, who averaged 14.7 points per game and led the nation in 3-pointers in 2019-20 (125) while ranking in the top three nationally in 3-pointers per game (3.9, second) and 3-point percentage (.458, third). He was a teammate of former Husker Jervay Green at Western Nebraska CC.

Wednesday's game starts a busy week for the Huskers, as Nebraska is scheduled to play a pair of games in the Golden Window Classic beginning Thursday.

GAME MATCHUP

NEBRASKA CORNHUSKERS

2020-21 Record: 0-0 (0-0 Big Ten)
2019-20 Record: 7-25 (2-18 Big Ten)
Head coach: Fred Hoiberg
Record at Nebraska: 7-25 (2nd year)
Career NCAA Record: 122-81 (7th year)

MCNEESE STATE COWBOYS

2020-21 Record: 0-0 (0-0 Big Ten)
2019-20 Record: 15-17 (0-0 Southland)
Head coach: Heath Schroyer
Record at McNeese State: 41-28 (3rd year)
Career Record: 151-188 (12th year)

BROADCAST INFO

Television: BTN

Play-by-play: Kevin Kugler

Analyst: Shon Morris

Online Broadcast: Fox Sports App

Radio: Learfield IMG College Husker Sports Network, including 590 AM (Omaha), 1400 AM (Lincoln) and 880 AM (Lexington)

Play-by-play: Kent Pavelka

Analyst: Jake Muhleisen

Online Radio: Available on Huskers.com, Huskers App, TuneIn.com/Huskers and TuneIn App.

XM: Ch. 382

SiriusXM Ch. 972

PLAYER SPOTLIGHT

Shamiel Stevenson will make his Husker debut on Wednesday against McNeese State. It will be his first college game in 702 days dating

back to Dec. 15, 2018, when he was playing at Pittsburgh. Stevenson transferred to Nevada in January of 2019, but did not play at the school before he transferred again.



GAME 1: MCNEESE STATE

1

GAME DETAILS

Date: Wednesday, Nov. 25
Time: 11 a.m.
City: Lincoln, Neb.
Arena: Pinnacle Bank Arena

MEDIA INFO

TV: BTN
Online Video: Fox Sports App
Radio: Learfield IMG College
Internet Audio: Huskers.com
Huskers app/TuneIn

2020-21 SCHEDULE

Date	Opponent	TV/Internet	Result
Wed., Nov. 25	McNeese State	BTN	11 a.m.
Golden Window Classic			
Thurs., Nov. 26	Nevada	BTN	1 p.m.
Sat., Nov. 28	North Dakota State	BTN	TBA
Tues., Dec. 1	South Dakota	BTN	8 p.m.
Sun., Dec. 6	Florida A&M	BTN	1 p.m.
ACC/Big Ten Challenge			
Wed., Dec. 9	Georgia Tech	TBA	TBA
Fri., Dec. 11	at Creighton	TBA	TBA
Mon., Dec. 21	at Wisconsin *	TBA	TBA
Fri., Dec. 25	Michigan *	TBA	TBA
Wed., Dec. 30	at Ohio State *	TBA	TBA
Sat., Jan. 2	Michigan State *	TBA	TBA
Tues., Jan. 5	at Purdue *	TBA	TBA
Sun., Jan. 10	Indiana *	TBA	TBA
Wed., Jan. 13	Illinois *	TBA	TBA
Sat., Jan. 16	at Maryland *	TBA	TBA
Wed., Jan. 20	Minnesota *	TBA	TBA
Sun., Jan. 24	at Iowa *	TBA	TBA
Sat., Jan. 30	Penn State *	TBA	TBA
Wed., Feb. 3	at Michigan State *	TBA	TBA
Feb. 7 or 8	at Minnesota *	TBA	TBA
Thurs., Feb. 11	Wisconsin *	TBA	TBA
Sun., Feb. 14	at Penn State *	TBA	TBA
Wed., Feb. 17	Maryland *	TBA	TBA
Sat., Feb. 20	Purdue *	TBA	TBA
Wed., Feb. 24	at Illinois *	TBA	TBA
Sun., Feb. 28	Rutgers *	TBA	TBA
March 6 or 7	at Northwestern *	TBA	TBA

BIG TEN TOURNAMENT

Wed., March 10	Big Ten Tournament	TBA	TBA
Thurs., March 11	Big Ten Tournament	TBA	TBA
Fri., March 12	Big Ten Tournament	TBA	TBA
Sat., March 13	Big Ten Tournament	TBA	TBA
Sun., March 14	Big Ten Tournament	TBA	TBA

Notes: * - Big Ten Conference Game; **Home games** are in red and bold

2020-21 ROSTER AT A GLANCE

No	Name	Pos.	Ht.	Wt.	Yr.	Hometown	2019-20 School	2019-20 Stats	GP/GS	MPG	PPG	RPG	APG
0	Teddy Allen	G	6-6	223	Jr.	Mesa, Ariz.	W. Nebraska CC	28/27	28.1	31.4	7.4	3.7	
2	Trey McGowens	G	6-4	191	Jr.	Pendleton, S.C.	Pittsburgh	33/32	33.8	11.5	3.3	3.6	
3	Elijah Wood	G	6-5	174	Fr.	Potomac, Md.	Berkmar (Ga.) HS	High School					
4	Shamiel Stevenson	G	6-6	245	Jr.	Toronto, Ontario, Canada	Nebraska	Sat out (Nevada)					
10	Kobe Webster	G	6-0	172	Sr.	Indianapolis, Ind.	Western Illinois	26/26	33.7	17.1	3.2	3.6	
11	Lat Mayen	F	6-9	205	Jr.	Adelaide, Australia	Chipola College	28/26	24.8	11.8	8.4	2.7	
13	Derrick Walker	F	6-8	232	Jr.	Kansas City, Mo.	Nebraska	Sat out (Tennessee)					
14	Trevor Lakes #	F	6-7	215	Sr.	Lebanon, Ind.	Indianapolis	30/28	32.3	15.7	6.2	1.0	
21	Jace Piatkowski	G	6-3	184	RFr.	Omaha, Neb.	Nebraska	Redshirted					
24	Yvan Ouedraogo	F	6-9	245	So.	Bordeaux, France	Nebraska	32/30	21.3	5.7	6.3	0.5	
30	Chris McGraw #	G	6-0	170	So.	Columbus, Ohio	Otterbein	DNP (injury)					
33	Akol Arop	F	6-5	203	So.	Omaha, Neb.	Nebraska	21/0	5.4	1.0	1.3	0.1	
34	Thorir Thorbjarnarson	G	6-6	202	Sr.	Reykjavik, Iceland	Nebraska	32/24	29.2	8.8	4.8	1.3	
35	Eduardo Andre	F	6-10	228	Fr.	London, England	AZ Compass Prep	High School					
44	Bret Porter	F	6-5	228	RFr.	Omaha, Neb.	Nebraska	Redshirted					
45	Dalano Banton	G	6-9	204	So.	Toronto, Ontario, Canada	Nebraska	Sat out (Western Kentucky)					

- Will sit out 2020-21 season

2020-21 NEBRASKA BASKETBALL ROSTER

No.	VL	Name	Pronunciation	Pos.	Ht.	Wt.	Yr.	Hometown	Previous School
0		Teddy Allen		G	6-6	223	Jr.	Mesa, Ariz.	Western Nebraska CC
2		Trey McGowens		G	6-4	191	Jr.	Pendleton, S.C.	Pittsburgh
3		Elijah Wood		G	6-5	174	Fr.	Potomac, Md.	Berkmar (Ga.) HS
4		Shamiel Stevenson	Sha-meal	G	6-6	245	Jr.	Toronto, Ontario, Canada	Nevada
10		Kobe Webster		G	6-0	172	Sr.	Indianapolis, Ind.	Western Illinois
11		Lat Mayen	Latt [rhymes w/ Matt] my-yen	F	6-9	205	Jr.	Adelaide, Australia	Chipola College
13		Derrick Walker		F	6-8	232	Jr.	Kansas City, Mo.	Tennessee
14		Trevor Lakes		F	6-7	215	Sr.	Lebanon, Ind.	Indianapolis
21	*	Jace Piatkowski		G	6-3	184	RFr.	Omaha, Neb.	Elkhorn South HS
24	*	Yvan Ouedraogo	I-van WOO-drah-oh-goh	F	6-9	245	So.	Bordeaux, France	INSEP
30		Chris McGraw		G	6-0	170	So.	Columbus, Ohio	Otterbein
33	*	Akol Arop	A-call uh-rope	F	6-5	203	So.	Omaha, Neb.	Creighton Prep HS
34	***	Thorir Thorbjarnarson		G	6-6	202	Sr.	Reykjavik, Iceland	Menntaskólinn í Reykjavik
35		Eduardo Andre		F	6-10	228	Fr.	London, England	AZ Compass Prep
44	*	Bret Porter		F	6-5	228	RFr.	Omaha, Neb.	Millard North HS
45		Dalano Banton		G	6-9	204	So.	Toronto, Ontario, Canada	Western Kentucky

2020-21 COACHING STAFF

Name	Pronunciation	Title	Year at Nebraska	Alma Mater (Year)
Fred Hoiberg		Head Coach	Second	Iowa State (1995)
Matt Abdelmassih	Abdel-massey	Assistant Coach	Second	St. John's (2007)
Doc Sadler		Assistant Coach	Second as Asst./Eighth	Arkansas (1982)
Armon Gates		Assistant Coach	Third	Kent State (2006)
Bobby Lutz	Lootz	Special Assistant to the Head Coach	Second	UNC Charlotte (1980)
Tim Wilson		Basketball Strength Coach	10th	Nebraska (1981)
Matt Holt		Video Coordinator	Fourth	New Haven (2013)
Luca Virgilio	Vir-Jill-e-o	Director of Basketball Operations	Second	Universita degli Studi di Roma Tre (2012)
Bertram "Buzzy" Caruthers		Director of Player Development	Second	Hampton (2006)
Athan Katsantonis		Graduate Manager	First	Syracuse (2020)
John Harris Jr.		Graduate Manager	Second	Benedictine (2017)

TEAM STATS

Nebraska Cornhuskers			McNeese State		
2019-20 Team Statistics (Record: 7-25)			2019-20 Team Statistics (Record: 15-17)		
Category	Nebraska	OPP	Category	McNeese St.	OPP
SCORING	2235	2499	Total Points	2540	2390
Points per game	69.8	78.1	Points Per Game	79.4	74.7
Scoring margin	-8.2	-	Scoring Margin	4.7	--
FIELD GOALS-ATT	815-2011	957-2126	FIELD GOALS-ATT	911-1833	855-1985
Field goal pct	.405	.450	Field goal pct	.497	.431
3 POINT FG-ATT	253-796	276-828	3 POINT FG-ATT	269-675	277-777
3-point FG pct	.318	.333	3-point FG pct	.399	.356
3-pt FG made per game	7.9	8.6	3-pt FG made per game	8.4	8.7
FREE THROWS-ATT	352-584	309-463	FREE THROWS-ATT	449-620	403-545
Free throw pct	.603	.667	Free throw pct	.724	.739
F-Throws made per game	11.0	9.7	F-Throws made per game	14.0	12.6
REBOUNDS	1138	1446	REBOUNDS	1156	1068
Rebounds per game	35.6	45.2	Rebounds per game	36.1	33.4
Rebounding margin	-9.6	-	Rebounding margin	+2.7	--
ASSISTS	442	498	ASSISTS	522	457
Assists per game	13.8	15.6	Assists per game	16.3	14.3
TURNOVERS	380	443	TURNOVERS	513	435
Turnovers per game	11.9	13.8	Turnovers per game	16.0	13.6
Turnover margin	+2.0	-	Turnover margin	-2.4	--
Assist/turnover ratio	1.2	1.1	Assist/turnover ratio	1.0	1.1
STEALS	223	180	STEALS	211	249
Steals per game	7.0	5.6	Per Game	6.6	7.8
BLOCKS	79	167	BLOCKS	124	95
Blocks per game	2.5	5.2	Per Game	3.9	3.0

NUMBERS TO KNOW

1 - McNeese State is the only first-time opponent on Nebraska's current 2020-21 schedule.

16 - Nebraska led the Big Ten and ranked 16th nationally in pace last season by KenPom. It was the highest finish of any Big Ten program in the KenPom database since the site began tracking in 2001-02.

19 - Yvan Ouedraogo's 19 rebounds against Northwestern on March 1, 2020, set Nebraska's single-game freshman record. It was one of his six double-figure rebounding totals in 2019-20.

Reb. Player, Opponent (Date)

19	Yvan Ouedraogo, vs. Northwestern (3/1/2020)
17	Ron Taylor, vs. Northern Iowa (12/20/1973)
17	Brian Conklin, vs. Kansas State (2/14/2001)

21.6 - Nebraska returns 21.6 percent of its scoring from last season. While the number is among one of the lowest in the Big Ten, it is significantly more than last year, when NU returned just 1.9 percent of its scoring. That number was the lowest returning total by a Big Ten team in a decade.

7.9 - Nebraska's 3-pointers per game in 2019-20, a total that ranked second in school history and the most since the 2001-02 season.

PROJECTED STARTERS



#45 Dalano Banton | G | So. | 6-9 | 204 | Toronto, Ontario, Canada

2019-20 Averages: Did not play

Worth Noting: Playmaking point guard with a nearly seven foot wingspan...Has added 15 pounds since arriving on campus and ran the scout team last year as he was sitting out...Began career at Western Kentucky, where he played in 31 games, including 12 starts...Posted a double-double with 13 rebounds and 10 assists while adding eight points in a win over No. 15 Wisconsin...Posted three double-figure scoring games in 2018-19...Top-100 recruit in the class of 2018 after reclassifying.

Career Bests (includes WKU): Pts: 11 (2x) | Reb: 13 | Ast: 10 | Stl: 3 | Bl: 3



#24 Trey McGowens | G | Jr. | 6-4 | 191 | Pendleton, S.C.

2019-20 Averages (at Pittsburgh): PPG: 11.5 | APG: 3.6 | RPG: 3.3 | SPG: 1.9

Worth Noting: Two-year starter at Pittsburgh who transferred to Nebraska and received immediate eligibility on Oct. 5...Athletic guard who is disruptive on the defensive end...Started 32 games last season and ranked in the top 15 in the Atlantic Coast Conference in steals (fourth), assists (10th), assist-to-turnover ratio (15th, 1.26-to-1) and minutes played (13th, 33.8 per game) last season...Posted 20 double-figure scoring games, including three 20-point efforts...Two-time ACC Freshman of the Week posted a pair of 30-point games in 2018-19...Top-100 recruit who played at Hargrave Military Academy...Younger brother, Bryce, signed with NU in November.

Career Bests (includes Pittsburgh): Pts: 33 | Reb: 8 | Ast: 9 | Stl: 7



#0 Teddy Allen | G | Jr. | 6-6 | 222 | Mesa, Ariz.

2019-20 Averages (Western Nebraska CC): PPG: 31.4 | RPG: 7.4 | APG: 3.7 | SPG: 1.6

Worth Noting: Junior college transfer who is a prolific scoring threat...No. 8 JUCO player in nation by JUCORecruiting.com...Averaged 31.4 ppg at Western Nebraska CC in 2019-20, the most by junior college player since 2014...Ranked in top 10 nationally in field goals (first), free throws made (third), attempted (third) and free throw percentage (eighth)...Began college career at West Virginia, averaging 7.0 points and 2.7 rebounds per game, as the Mountaineers reached the Sweet 16...Had 12 double-figure games, including a trio of 20-point games...2017 Nebraska Gatorade High School Player of the Year at Boys Town HS (31.6 ppg, 12.8 rpg)...Younger brother (Timmy) was a second-team All-Pac 12 forward at Utah.

Career Bests (includes W. Virginia): Pts: 24 | Reb: 9 | Ast: 2 | Stl: 2



#11 Lat Mayen | F | Jr. | 6-9 | 205 | Adelaide, Australia

2019-20 Averages (Chipola College): PPG: 11.8 | RPG: 8.4 | APG: 2.7

Worth Noting: High motor forward who can stretch defenses with his shooting...Rated the No. 18 JUCO Player nationally by JUCORecruiting.com... Averaged 11.8 points per game on 47 percent shooting at Chipola, while grabbing 8.4 boards per game...Shot 38 percent from 3-point range and 81.5 percent from the line...Had eight double-doubles in 2019-20...Began career at TCU, where he played in 17 games in 2018-19 before a left knee injury...Averaged 2.1 points and 1.2 rebounds in 7.9 minutes per game...Had season highs of 12 points and six boards vs. West Virginia...Rated the No. 2 ranked player in Australia by AUSA Hoops...Attended Australian Institute of Sport...

Career Bests (includes TCU): Pts: 12 | Reb: 6 | Ast: 1 | Stl: 2



#24 Yvan Ouedraogo | F | So. | 6-9 | 245 | Bordeaux, France

2019-20 Averages: PPG: 5.7 | RPG: 6.3

Worth Noting: Reshaped his body in the offseason, losing nearly 20 pounds while adding strength and explosiveness...Started 30 games as a freshman and led NU in rebounding (6.3 rpg)...Totalled three double-doubles and six games with 10+ rebounds in 2019-20...Set a school freshman record with 19 rebounds vs. Northwestern and added 11 points...Tied career high with 11 points and had 10 boards vs. Illinois...Had 10 points and seven boards vs. MSU...Top 150 recruit by 247Sports...Played for the French U-18 team at the European Championships...Attended the National Institute of Sport, Expertise and Performance (INSEP), the same program which produced Clint Capela, Boris Diaw and Tony Parker.

Career Bests: Pts: 11 (3x) | Reb: 19 | Ast: 3 | Stl: 2 (4x) | Bl: 2 (2x)

NATIONAL POLLS

AP TOP 25 (PRESEASON)

No	Team (1st)	Record	Points	Prev.
1	Gonzaga (28)	0-0	1,541	
2	Baylor (24)	0-0	1,540	
3	Villanova (11)	0-0	1,501	
4	Virginia (1)	0-0	1,364	
5	Iowa	0-0	1,273	
6	Kansas	0-0	1,221	
7	Wisconsin	0-0	1,150	
8	Illinois	0-0	1,105	
9	Duke	0-0	1,073	
10	Kentucky	0-0	1,038	
11	Creighton	0-0	922	
12	Tennessee	0-0	919	
13	Michigan State	0-0	820	
14	Texas Tech	0-0	790	
15	West Virginia	0-0	651	
16	North Carolina	0-0	465	
17	Houston	0-0	438	
18	Arizona State	0-0	402	
19	Texas	0-0	380	
20	Oregon	0-0	375	
21	Florida State	0-0	351	
22	UCLA	0-0	336	
23	Ohio State	0-0	270	
24	Rutgers	0-0	190	
25	Michigan	0-0	160	

Others receiving votes: LSU 146, Memphis 69, Florida 69, Alabama 50, Indiana 48, Louisville 41, Richmond 40, Stanford 14, Providence 9, Saint Louis 8, Auburn 8, San Diego State 6, Connecticut 6, BYU 4, Loyola Chicago 3, Seton Hall 2, UNC Greensboro 1, Northern Iowa 1

USA TODAY COACHES POLL (PRESEASON)

No	Team (1st)	Record	Points	Prev.
1	Baylor (12)	0-0	764	
2	Gonzaga (10)	0-0	762	
3	Villanova (8)	0-0	755	
4	Virginia	0-0	666	
5	Kansas	0-0	612	
6	Iowa (1)	0-0	587	
7	Wisconsin	0-0	579	
8	Duke (1)	0-0	555	
9	Kentucky	0-0	541	
10	Illinois	0-0	523	
11	Creighton	0-0	458	
12	Michigan State	0-0	437	
13	Texas Tech	0-0	420	
14	Tennessee	0-0	383	
15	West Virginia	0-0	347	
16	North Carolina	0-0	266	
17	Arizona State	0-0	240	
18	Florida State	0-0	203	
18	Houston	0-0	203	
20	Oregon	0-0	193	
21	UCLA	0-0	145	
22	Texas	0-0	137	
23	Rutgers	0-0	104	
24	Ohio State	0-0	102	
25	Alabama	0-0	62	

Others receiving votes: Louisville 55, Florida 52, Michigan 38, LSU 27, Dayton 23, San Diego State 23, Richmond 21, Maryland 15, Indiana 14, Seton Hall 12, Memphis 12, UConn 11, Stanford 10, Oklahoma State 9, Northern Iowa 8, BYU 8, Providence 4, Syracuse 4, Purdue 3, Arkansas 2, Stephen F. Austin 1, Saint Mary's 1, Loyola Chicago 1, Western Kentucky 1, Georgia Tech 1

2019-20 BIG TEN STANDINGS (FINAL)

Team	B1G	Pct.	Overall	Pct.
Maryland	14-6	.700	24-7	.774
Michigan State	14-6	.700	22-9	.710
Wisconsin	14-6	.700	21-10	.677
Illinois	13-7	.650	21-10	.677
Ohio State	11-9	.550	21-10	.677
Penn State	11-9	.550	21-10	.677
Iowa	11-9	.550	20-11	.645
Rutgers	11-9	.550	20-11	.645
Michigan	10-10	.500	19-12	.613
Purdue	9-11	.450	16-15	.516
Indiana	9-11	.450	20-12	.625
Minnesota	8-12	.400	15-16	.484
Northwestern	3-17	.150	8-23	.258
Nebraska	2-18	.100	7-25	.219

Big Ten Team Rankings (FINAL)

Category	Overall (Rk.)	B1G (Rk.)
Scoring Offense	69.8 (11)	68.1 (8)
Scoring Defense	78.1 (14)	79.4 (14)
Scoring Margin	-8.3 (14)	-11.3 (14)
Free Throw Pct.	.603 (14)	.617 (14)
Field Goal Pct.	.405 (14)	.399 (14)
Field Goal Pct. Def.	.450 (14)	.462 (14)
3-Point Pct.	.318 (10)	.314 (10)
3-Point Pct. Def	.333 (13)	.340 (12)
Rebounding Margin	-9.6 (14)	-9.7 (14)
Blocked Shots	2.5 (14)	2.0 (14)
Assists	13.8 (6)	14.3 (4)
Steals	7.0 (2)	7.0 (1)
Turnover Margin	+2.0 (3)	+1.6 (3)
Assist/Turnover Ratio	1.2 (9)	1.2 (8)
3-Pointers/Gm	7.9 (6)	8.0 (3)

Big Ten Individual Leaders (FINAL)

Category	Name	Overall (Rk.)	B1G (Rk.)
Scoring	Cheatham	13.1 (15)	13.1 (14)
	Burke	12.2 (19)	12.9 (17)
	Mack	12.0 (21)	11.6 (23)
Rebounding	Thorbjarnarson	-	10.6 (26)
	Ouedraogo	6.3 (13)	6.7 (10)
	Thorbjarnarson	-	5.5 (20)
Assists	Mack	6.4 (3)	6.8 (2)
3-Pt. Pct.	Thorbjarnarson	.372 (14)	-
3-Pt/Gm	Thorbjarnarson	-	1.8 (8)
	Mack	-	1.8 (8)
	Mack	1.3 (3)	1.1 (12)
Steals	Burke	1.4 (2)	1.4 (1)
	Thorbjarnarson	1.1 (10)	1.1 (12)
	Cheatham	1.1 (10)	1.3 (3)
Asst./To Ratio	Mack	2.4 (5)	2.7 (3)
Minutes	Mack	34.8 (2)	35.5 (5)
	Thorbjarnarson	-	34.0 (10)

SCOUTING MCNEESE STATE

McNeese State returns three starters from a team that went 15-17 last season, including 10-10 in the Southland Conference. The Cowboys are coached by Heath Schroyer, who is in his third year at McNeese State, and improved the school's win total from nine to 15 last season. Schroyer had previously served as head coach at Portland State, Wyoming and UT Martin before taking over at McNeese in 2018-19.

The Cowboys, who were picked to finish sixth in the Southland Conference, return a pair of preseason all-conference performers, including Scottsbluff native Dru Kuxhausen, who averaged 14.7 points per game and led the nation in 3-pointers in 2019-20 (125) while ranking in the top three nationally in 3-pointers per game (3.9, second) and 3-point percentage (.458, third). He started all 32 games and posted eight 20-point efforts last season. Senior guard A.J. Lawson is also a preseason All-Southland pick after averaging 15.2 points and 4.2 assists per game. Lawson was ninth in the league in scoring and third in assists per game (4.2 avg.), while posting eight games of at least 20 points. The season opener will be the first meeting between the two programs.

Nebraska is 11-2 all-time against members of the Southland Conference, including a win over Texas A&M-Corpus Christi last season.

HOIBERG HOPES FOR SECOND-YEAR TURNAROUND

Nebraska Coach Fred Hoiberg is looking to orchestrate a turnaround similar to his second season at Iowa State. That Cyclone team was similar to the 2020-21 Huskers, as they featured several sit-out transfers from the previous year, and added them to a pair returning starters. The Huskers, like the Cyclones in 2011-12, have two starters back, and added several transfers.

School	Year One	Starters R/L	Sit-Outs	Newcomers	Year Two
ISU (2011-12)	16-16 (3-13)	2/3	4	3	23-11 (12-6)
NEB (2020-21)	7-25 (2-18)	2/3	3	7	TBD

HUSKERS ADD EXPERIENCED NEWCOMERS

Nebraska adds an influx of veterans in 2020-21, gaining the services of seven scholarship players with previous Division I experience. The group has combined for nearly 3,000 points along with over 1,000 rebounds and 600 steals during their careers and includes multi-year starters Kobe Webster (Western Illinois) and Trey McGowens (Pittsburgh). The Huskers also gain the services of three players (Dalano Banton, Shamiel Stevenson and Derrick Walker) who had to sit out the 2019-20 campaign after transferring to Nebraska.

Looking at Nebraska's Transfers

Player	School	Points	Rebounds	Assists	Steals
Delano Banton	Western Kentucky	105	92	65	14
Shamiel Stevenson	Pittsburgh	288	148	36	19
Derrick Walker	Tennessee	92	107	16	9
Kobe Webster	Western Illinois	1417	336	287	77
Trey McGowens	Pittsburgh	764	213	173	127
Lat Mayen	TCU	36	21	4	4
Teddy Allen	West Virginia	244	96	19	13
Division I Totals		2,946	1,013	600	263

HUSKERS LOOK TO PUSH PACE

When Nebraska coach Fred Hoiberg talks about playing with pace, he means it. His first Nebraska team led the Big Ten and was the only conference program in the top-50 nationally in tempo in 2019-20. It was the highest finish of any Big Ten program in the KenPom database since the site began tracking in 2001-02.

In six seasons as a college head coach, his teams have ranked in the top-50 in tempo five times - that matches the entire number of times that a Big Ten program has done it since the 2001-02 campaign. Prior to Hoiberg's arrival, the last time a Husker team was in the top-100 nationally in tempo according to KenPom was in 1999-2000 under Danny Nee.

Pace Under Hoiberg

Year	Hoiberg-Coached Team	Big Ten Leader
2010-11	Iowa State (34th)	Iowa (100th)
2011-12	Iowa State (128th)	Iowa (70th)
2012-13	Iowa State (30th)	Iowa (95th)
2013-14	Iowa State (12th)	Iowa (29th)
2014-15	Iowa State (10th)	Minnesota (47th)
2019-20	Nebraska (16th)	Same

THOR EMERGED AS SCORING THREAT

Senior Thorir Thorbjarnarson emerged as a key part of the Huskers' attack in 2019-20. He started the Huskers' final 24 games and is NU's top returning scorer at 8.8 points per game while also chipping in 4.8 rebounds per contest. He shot 46 percent from the field and 37 percent from 3-point range, finishing 14th in the Big Ten in 3-point percentage after making just six 3-pointers in his first two seasons.

- In Big Ten play, he averaged 10.6 ppg while leading NU in field goal percentage (.455) and 3-point percentage (.364). He was also second in rebounding (5.5 rpg) and assists (1.7 apg).

- His 9.1 ppg increase in conference play from last season was the third-largest jump in the Big Ten this season, trailing only Big Ten Player of the Year Luka Gara and NBA draft pick Daniel Oturu.

LIGHTER OUEDRAOGO LOOKS FOR BIGGER ROLE

One of the biggest changes on the Husker roster is a new slimmed down look for sophomore Yvan Ouedraogo. The 6-foot-9 forward went home in March and worked on his body during the pandemic. The 18-year old dropped nearly 20 pounds while back home and that has greatly improved his game during fall practice.

- Ouedraogo made 30 starts as a true freshman, averaging 5.7 points and a team-high 6.3 rebounds per game in just over 21 minutes per game. He finished third among Big Ten true freshmen in rebounding in 2019-20.

- He became the third freshman to lead NU in rebounding in a season, joining Aleks Maric (6.3, 2005-06) and John Turek (6.2, 2001-02). Ouedraogo set NU's freshman rebounding record with 203, breaking the mark of 169 by Aleks Maric.

- He played some of his best basketball down the stretch, averaging 6.8 points on 49 percent shooting and 7.6 rebounds per game over Nebraska's last nine games.

- Ouedraogo's best performance of the year came against Northwestern on March 1, when he posted his third double-double of the season with season highs in points (11), rebounds (19) and minutes (38). His 19 rebounds were the most ever by a Husker freshman and most by any Husker since 2007.

- Ouedraogo's three double-doubles tied for the most ever by a Husker freshman, as he also had double-doubles against Illinois (11 points/10 rebounds) on Feb. 24 and vs. Texas A&M-Corpus Christi (11 points/14 rebounds) on Dec. 29.

AROP TO MISS 2020-21 SEASON

University of Nebraska Head Coach Fred Hoiberg announced on Nov. 12 that sophomore Akol Arop will miss the entire 2020-21 season following knee surgery.

According to Nebraska Men's Basketball Athletic Trainer R.J. Pietig, Arop had an arthroscopic procedure in early November to address chronic issues with his left knee. Pietig said that the surgery was a success and a full recovery will take six months.

Arop played in 21 games as a true freshman for the Huskers. While he averaged just 1.0 points and 1.3 rebounds per game in 2019-20, Arop saw most of his action down the stretch, playing at least 20 minutes in each of the Huskers' final three games. He set personal bests in minutes (23) and blocked shots (two) in the Big Ten Tournament against Indiana, while the 6-foot-5 forward snared a season-high six rebounds in 20 minutes of work at No. 25 Michigan.

FROM COLLEGE TO THE NBA AND BACK AGAIN

Nebraska's Fred Hoiberg is in an exclusive club, as he was one of just 10 current Division I coaches to coach in Division I and in the NBA in 2020-21. He spent three-plus seasons with the Chicago Bulls, guiding the Bulls to the NBA Playoffs in 2016. Hoiberg's 270 regular-season NBA games rank second among the 10 former NBA coaches in the collegiate ranks. Hoiberg also brings five years of NBA front office experience, as he worked with the Minnesota Timberwolves from 2005 to 2010.

Coach, School	NBA Head Coach, Years
John Calipari, Kentucky	New Jersey, 1996-99
Leonard Hamilton, Miami	Washington, 2000-01
Fred Hoiberg, Nebraska	Chicago, 2015-18
Lindsey Hunter, Mississippi Valley State	Phoenix, 2013
Lon Kruger, Oklahoma	Atlanta, 2000-03
Larry Krystkowiak, Utah	Milwaukee, 2007-08
Eric Musselman, Arkansas	Golden State, 2002-04; Sacramento, 2006-07
Terry Porter, Portland	Milwaukee, 2003-05; Phoenix 2008-09
Rick Pitino, Iona	New York, 1987-89; Boston, 1997-2001
Darrell Walker, Arkansas Little Rock	Toronto, 1996-98; Washington, 1999-2000

HUSKERS SIGN TALENTED TRIO

The three-member class that the Nebraska basketball program signed earlier this month has been lauded as one of the nation's top recruiting classes.

The trio of Wilhelm Breidenbach, Bryce McGowens and Keisei Tominaga has NU ranked 19th in the ESPN.com team ranking while also earning top 30 spots by both 247Sports and Rivals. The class is rated fourth in the Big Ten by all three outlets, and Nebraska is one of three Big Ten programs – joining Michigan and Michigan State – in signing a five-star recruit in the class of 2021.

NU's class features a pair of top-100 recruits in McGowens and Breidenbach, who are two of the three-highest-rated players Nebraska has signed in the 247 composite database, which compiles all of the major recruiting sites into one list. McGowens, a five-star recruit, is the highest ranked prospect Nebraska has signed since the current national recruiting sites began nearly 20 years ago.

On the ESPN100, McGowens ranked No. 33 nationally and is the highest-ranked recruit NU has signed out of high school, while Breidenbach's No. 53 ranking would have previously tied Ed Morrow Jr. in 2015 for the highest-ranked Husker recruit in ESPN's database. He was ranked as high as No. 23 nationally by Rivals.

NU FRESHMAN REBOUNDING TOP-5

No.	Name	Rebounds
1.	Yvan Ouedraogo (2020)	203
2.	Aleks Maric (2005)	169
3.	John Turek (2002)	162

NU FRESHMAN SINGLE-GAME BOARDS

No.	Player, Opponent (Date)
19	Yvan Ouedraogo vs. NW (3/1/2020)
17	Ron Taylor vs. UNI (12/20/1973)
17	Brian Conklin vs. K-State (2/14/2001)

LEARFIELD IMG COLLEGE HUSKER SPORTS NETWORK

Kent Pavelka

- Is his 34th season of calling Husker men's basketball
- Called NU basketball for two stretches from 1974-1996 before returning to play-by-play duties full time in 2006-07
- Called his 1,000th Husker basketball game in 2018-19
- Six-time Nebraska Sportcaster of the Year who was inducted into the Nebraska Broadcasters Hall of Fame in 2019

Jake Muhleisen

- Is in his third season as full-time color analyst after filling in part time for several seasons
- Four-year starter at Nebraska from 2002-05
- Three-year team captain during his career

Ben McLaughlin

- Fills in as a color analyst for select broadcasts
- Co-hosts Sports Nightly and works on the Learfield IMG College football and baseball broadcasts

2020-21 Network Affiliates

City	Station	Location
Ainsworth	KBRB	1400 AM
Alliance	KCOW	1400 AM
Beatrice	KWBE	1450 AM
Broken Bow	KBBN	95.3 FM
Chadron	KCSR	610 AM
Columbus	KJSK	900 AM
Fairbury	KGMT	1310 AM
Falls City	KTNC	1230 AM
Fremont	KFMT	105.5 FM
Grand Island	KRGI	1430 AM
Hastings	KHAS	1230 AM
Holdrege	KUVR	1380 AM
Kearney	KGFW	1340 AM
Lexington	KRVN	880 AM
Lincoln	KLIN	1400 AM
McCook	KSWN	93.9 AM
Nebraska City	KNCY	1600 AM
Nebraska City	KBIE	103.1 FM
Norfolk	KKEN	94.7 FM
North Platte	KODY	1240 AM
North Platte	KXNP	106.1 FM
O'Neill	KRBX	102.9 FM
Omaha	KXSP	590 AM
Scottsbluff	KNEB	960 AM
Sidney	KSID	1340 AM
Superior	KRFS	1600 AM
Superior	KRFS	103.9 FM
Valentine	KVSH	940 AM

Nationwide

- Huskers.com and Huskers App
- Tuneln.com/Huskers and Tuneln App
- SiriusXM Satellite Radio

QUICK FACTS

University of Nebraska Information

Location	Lincoln, Neb.
Founded	1869
Enrollment	25,057
Nickname	Cornhuskers, Huskers
Colors	Scarlet & Cream
Affiliation	NCAA Division I
Conference	Big Ten Conference
Home Arena	Pinnacle Bank Arena
Capacity/Year Opened	15,000/2013
Chancellor	Ronnie Green
Faculty Rep.	Scott M. Fuess Jr.
Athletics Director	Bill Moos
Deputy A.D./Chief of Staff	John Johnson
Athletic Dept. Phone	(402) 472-4224
Assistant A.D./Ticketing	Holly Adam
Ticket Office Phone	(402) 472-3111 or 1-800-8BIGRED
Website	Huskers.com

Basketball History

First year of basketball	1896-97
Regular-season conference titles (last)	7 (1950)
Postseason conference titles (last)	1 (1994)
All-time postseason appearances	26
All-time postseason record	24-25
NCAA Appearances (last)	7 (2014)
NIT Appearances (last)	19 (2019)

Basketball Staff

Head Coach	Fred Hoiberg
Alma Mater (Year)	Iowa State (1995)
Record at Nebraska	7-25 (2nd season)
Overall NCAA Coaching Record	122-81 (7th season)
Assistant Coaches	Matt Abdelmassih (2nd season) Armon Gates (3rd season) Doc Sadler (2nd season as asst./8th season overall)
Special Assistant to the Head Coach	Bobby Lutz (1st season)
Strength Coach	Tim Wilson
Graduate Managers	Jon Harris Jr. and Athan Katsantonis
Director of Operations	Luca Virgilio
Asst. Director of Operations	Sheryl Burbach
Video Coordinator	Matt Holt
Director of Player Development	Buzzy Caruthers
Assistant Athletic Trainer	R.J. Pietig
Equipment Manager	Pat Norris

2020-21 Team Information

Final Record	7-25 (5-11 H, 0-12 A, 2-2 N)
Big Ten Record (Finish)	2-18 (14th)
Big Ten Championship	0-1, lost to Indiana 64-89
Postseason	None
Starters Returning/Lost	2/3
Lettermen Returning/Lost	5/7
Scholarship Newcomers	7

Communications Contact

Sr. Assoc. Director/MBB Contact	Shamus McKnight
Office Phone	(402) 472-777
Cell Phone	(402) 540-0268
E-Mail	smcknight@huskers.com
Press Row Phone	(402) 904-5925
Communications Mailing Address	One Memorial Stadium, P.O. Box 880123, 800 Stadium Drive, Lincoln, NE 68588-0123

HUSKER NOTEBOOK

- The Huskers played a challenging schedule in 2019-20, playing 16 Quad 1 games during the season and 21 of 32 games were against Quad 1 or 2 opponents. In all, 11 of the 14 Big Ten teams finished in the top 50 of the NET when the season concluded.
- While the Huskers finished with a school-record 17 straight losses, NU Head Coach Fred Hoiberg experienced a similar double-figure losing streak during his first season at Iowa State. That year, the Cyclones were short-handed with four sit-out transfers en route to going 3-13 in the Big 12. The next season, the Cyclones put together the largest turnaround in Big 12 history and went 12-6 on their way to the first of four straight NCAA Tournament appearances under Hoiberg.
- Nebraska signed a pair of top-20 junior college prospects for the second straight season. Junior guard Teddy Allen was rated eighth by JUCORecruiting.com, while forward Lat Mayen was tabbed 18th nationally by the publication. The Huskers were one of three programs nationally to sign a pair of top-20 JUCO recruits (St. John's and Southern Miss).
- Nebraska played in four overtime games in 2019-20, matching the Huskers' single-season record. It marked the sixth time that NU played in four overtime contests (also 2007-08, 1996-97, 1986-87, 1979-80 and 1955-66). The Huskers, who went 1-3 in OT games, played a quarter of all overtime games by Big Ten teams in 2019-20.
- It is not surprising that Nebraska relied on its 3-point shooting, as Hoiberg's Iowa State teams led the Big 12 in 3-pointers in four of his five seasons at the school. The Huskers averaged 7.9 3-pointers per game last season to rank second in school history. It marked NU's highest per game total since the 2001-02 season. NU finished with 253 3-pointers, which ranked third in school history. Nebraska hit 10-or-more 3-pointers seven times in 2019-20, including a season-high 12 3-pointers on three occasions.

Most 3-Pointers/Game in School History

No.	School	Games	3-Pointers/Game
1.	2001-02	28	9.54
2.	2019-20	32	7.90
3.	2006-07	31	7.87
4.	2018-19	36	7.50

GOLDEN WINDOW CLASSIC UPDATE

Nebraska's Golden Window Classic schedule has been updated to reflect changes in the multi-team event organized by Elevate Hoops.

In the revised tournament schedule, Nebraska will now play Nevada on Thursday (1 p.m., BTN) and North Dakota State on Saturday (11 a.m. or 1 p.m., BTN or BTN+). Nevada will take on North Dakota State on Wednesday at 2 p.m. in the other game of the MTE at Pinnacle Bank Arena.

The Wolf Pack went 19-12 last season under Steve Alford, finishing second in the Mountain West Conference. Nevada returns one starter from last season's Mountain West Conference runner-up and was picked sixth in the Mountain West preseason poll. Nevada's top returning scorer is sophomore Zane Meeks, who averaged 6.4 points per game. Similar to Nebraska, the Wolf Pack add a trio of transfers in Warren Washington (Oregon State), Grant Sherfield (Wichita State) and Desmond Cambridge (Brown). Nebraska leads the all-time series, 3-1, as the teams have not met since Nebraska's 78-68 win over the Wolf Pack in the 1997 NIT in Reno.

North Dakota State returns a pair of starters and seven letterwinners from a team that went 25-8 last season and shared the Summit League regular-season title before winning the conference tournament. The Bison, who are coached by David Richman, are led by senior forward Rocky Kreuser, who averaged 10.0 points and 6.0 rebounds per game. He was tabbed a second-team preseason All-Summit League second team. NDSU also returns Tyree Eady (6.7 ppg, 3.9 rpg) and Sam Griesel (6.6 ppg, 5.5 rpg) among its seven returnees.

The remainder of Nebraska's previously announced non-conference schedule remains intact, beginning with the Huskers' opener against McNeese State on Wednesday. In addition, Nebraska's game at Creighton on Friday, Dec. 11, will be televised by Big Ten Network and will tip off at 6 p.m.

All of Nebraska's 2020-21 games will also be carried on the Learfield/IMG College Husker Sports Network with Kent Pavelka and Jake Muhleisen.

Nebraska Athletics announced that men's basketball season tickets would not be sold for the 2020-21 season. There will be no fans at 2020-21 men's basketball non-conference games. If Big Ten Conference protocol and local Directed Health Measures (DHM) allow for a limited number of fans during the 2020-21 conference season, priority would be given to 2019-20 season-ticket holders and information would be communicated directly to them at a later date.

Golden Window Classic Schedule

Date	Matchup	Time	Broadcast
Wed., Nov. 25	North Dakota State vs. Nevada	2 p.m.	None
Thurs., Nov. 26	Nebraska vs. Nevada	1 p.m.	BTN
Sat., Nov. 28	Nebraska vs. North Dakota State	11 a.m. or 1 p.m.	BTN or BTN+

All times listed are central

NEBRASKA HEAD COACH FRED HOIBERG

AT NEBRASKA (2019-PRESENT)

• Hired as Nebraska's 28th men's basketball coach on March 30, 2019, a position his grandfather (Jerry Bush) held for nine seasons from 1954 to 1963.

CHICAGO BULLS (2015-18)

- Coached the Chicago Bulls for three-plus seasons, posting a 115-155 record.
- Became just the fifth coach in franchise history to post a winning record in his debut season.
- Took the Bulls to the 2017 NBA Playoffs where they won the first two games against the top-seeded Boston Celtics, as the Bulls were the first No. 8 seed to take a 2-0 lead against a No. 1 seed since 1993.
- Was the fifth coach in NBA history to have each of his first two career playoff victories come on the road.

IOWA STATE (2010-15)

- Served as head coach at his alma mater for five seasons, posting a 115-56 record, which is the top winning percentage in school history (.673).
- Led the Cyclones to four straight NCAA Tournament appearances - a program record - while his 115 wins were the most in a five-year stretch in school history.
- Guided Iowa State to back-to-back Big 12 Tournament titles in 2014 and 2015.
- Produced four All-Americans, 12 All-Big 12 honorees and 10 players who played in the NBA.
- Named Big 12 Coach of the Year in 2012, as the Cyclones went from three conference wins to 12 in one season.
- Won 28 games and reached the NCAA Sweet 16 in 2014.
- Led the Big 12 in scoring offense in two of his last four seasons and topped the conference in 3-pointers four times in five years.

MINNESOTA TIMBERWOLVES (2005-10)

- Served as Vice President of Basketball Operations in 2009-10, overseeing the day-to-day operations of basketball programs including college and pro scouting, salary cap management and NBA Draft preparations.
- Was the Assistant General Manager for three seasons, helping the Timberwolves orchestrate a draft-day trade for five-time all-star Kevin Love in 2008.

AS AN NBA PLAYER (1995-2005)

- Spent 10 years in the NBA with the Indiana Pacers (four seasons), Chicago Bulls (four seasons) and Minnesota Timberwolves (two seasons) after being selected in the second round of the 1995 NBA Draft.
- Was a member of three NBA Playoff Teams, including a Timberwolves team that reached the 2004 Western Conference Finals.
- Shot 40 percent from 3-point range during his career and led the NBA in 3-point shooting in his final season (48.3, 2004-05).
- Ended his NBA career abruptly at the age of 33 after undergoing open-heart surgery to repair an aneurysm in his aortic root.

IOWA STATE PLAYING CAREER (1991-95)

- Started all four seasons at Iowa State, averaging 15.8 points, 6.9 rebounds, 2.8 assists and 1.6 steals per game in his collegiate career.
- His No. 32 was retired by Iowa State in 1997 and Hoiberg is a member of the ISU Hall of Fame.
- Garnered third-team All-America honors as a senior in 1994-95, averaging 19.9 points per game to help the Cyclones win a then-school-record 23 games and was named Big Eight Co-Male Athlete of the Year in 1995.
- Two-time Academic All-American who was inducted into the CoSIDA Academic Hall of Fame in 2016.



FRED HOIBERG'S COLLEGIATE COACHING RECORD

Year	School	Overall Record	Pct.	Conf. Record	Pct	Conf. Finish	Postseason
2010-11	Iowa State	16-16	.500	3-13	.188	12th	None
2011-12	Iowa State	23-11	.676	12-6	.677	T-3rd	NCAA Third Round
2012-13	Iowa State	23-12	.657	11-7	.611	T-4th	NCAA Third Round
2013-14	Iowa State	28-8	.778	11-7	.611	T-3rd	NCAA Sweet 16
2014-15	Iowa State	25-9	.735	12-6	.677	T-2nd	NCAA Second Round
2019-20	Nebraska	7-25	.219	2-18	.100	14th	None
Totals		122-81	.601	51-57	.472	-	

2020-21 TELEVISION/RADIO ROSTER




0 | TEDDY ALLEN
Jr. | G | 6-6 | 223



2 | TREY MCGOWENS
Jr. | G | 6-4 | 191



3 | ELIJAH WOOD
Fr. | G | 6-5 | 174



4 | SHAMIEL STEVENSON
Jr. | G/F | 6-6 | 245



10 | KOBE WEBSTER
Sr. | G | 6-0 | 172



11 | LAT MAYEN
Jr. | F | 6-9 | 205



13 | DERRICK WALKER
Jr. | F | 6-8 | 232




14 | TREVOR LAKES
Sr. | F | 6-7 | 215




21 | JACE PIATKOWSKI
Rfr. | G | 6-3 | 184



24 | YVAN OUEDRAOGO
So. | F | 6-9 | 245



30 | CHRIS MCGRAW
So. | G | 6-0 | 170



33 | AKOL AROP
So. | F | 6-5 | 203




34 | THORIR THORBJARNARSON
Sr. | G | 6-6 | 202



35 | EDUARDO ANDRE
Fr. | F | 6-10 | 228



44 | BRET PORTER
Rfr. | F | 6-5 | 228



45 | DALANO BANTON
So. | G | 6-9 | 204



FRED HOIBERG
Head Coach



MATT ABDELMASSIH
Assistant Coach



ARMON GATES
Assistant Coach



DOC SADLER
Assistant Coach



BOBBY LUTZ
Special Assistant to the
Head Coach



LUCA VIRGILIO
Director of Basketball
Operations



TIM WILSON
Strength Coach



MATT HOLT
Video Coordinator



BUZZY CARUTHERS
Director of Player
Development



R.J. PIETIG
Athletic Trainer



PAT NORRIS
Equipment Manager



SHERYL BURBACH
Assistant Director of
Basketball Operations



JOHN HARRIS JR.
Graduate Manager



ATHAN KATSANTONIS
Graduate Manager

Nebraska Team

Ranked in the top 5 (AP Poll) Never Happened
 Ranked in the top 10 (AP Poll) March 1, 1966
 Ranked in the top 20 (AP Poll) Jan. 2, 1995
 Ranked in the top 25 (AP Poll) Dec. 31, 2018 (No. 24)
 Ranked in the top 25 (USA Today Coaches Poll) Dec. 31, 2018 (No. 23)

Played AP Poll No. 1 ranked team lost at No. 1 Indiana (47-76), 2/13/2013
 Defeated AP Poll No. 1 ranked team at No. 1 Missouri (67-51), 2/6/1982
 Played AP Poll No. 2 ranked team lost at No. 2 Michigan (47-62), 1/9/13
 Defeated AP Poll No. 2 ranked team vs. No. 2 Oklahoma State (85-69), 2/5/1992
 Played Team Ranked 1-5 by AP lost at No. 3 Michigan State (57-86), 12/3/2017
 Defeated Team Ranked 1-5 by AP vs. No. 3 Texas (70-67), 2/19/2011
 Played Team Ranked 6-10 by AP lost to No. 9 Maryland (70-72), 2/11/2020
 Defeated Team Ranked 6-10 by AP vs. No. 9 Wisconsin (77-68), 3/9/2014
 Defeated Team Ranked 11-25 by AP vs. No. 21 Maryland (68-61), 3/14/2019
 Defeated Team Ranked 1-10 by AP on Road at No. 9 Michigan State (60-51), 2/16/2014
 Defeated Ranked Team by AP on Road vs. No. 25 Indiana (66-51), 1/14/2019

Scored 100 or more points 106; vs. Mississippi Valley State, 11/6/2018
 Scored 90 or more points 90; at Indiana, 12/13/2019
 Scored 80 or more points 90; at Indiana, 12/13/2019
 Scored less than 50 points 47; vs. UC Riverside, 11/5/2019
 Scored less than 40 points 38; at Oregon, 12/15/2012
 Shot 75% from the field750, vs. Nebraska-Omaha (42-56), 1/25/1988 \$
 Shot 70% from the field723; vs. UNC Wilmington (34-47), 12/5/1997
 Shot 60% from the field628; vs. Northwestern (27-43), 2/3/2015

Made 50 or more free throws Never Happened
 Made 40 or more free throws 43, vs. Texas (43-59), 1/3/1996 - \$
 Made 30 or more free throws 37; vs. UTSA (37-50), 12/20/2017
 Made 25 or more free throws 25; vs. Illinois (25-30), 12/2/2018
 Attempted 60 or more free throws 60, vs. Kansas State (36-60), 1/11/1954 - \$
 Attempted 50 or more free throws 50, vs. UTSA (37-50), 12/20/2017
 Attempted 40 or more free throws 50, vs. UTSA (37-50), 12/20/2017
 Attempted 30 or more free throws 30; vs. Northwestern (8-30), 3/1/2020
 Shot 100% from the foul line (min 10 att.) 1.000; at Penn State (16-16), 1/19/2013
 Shot 95% from the foul line (min 10 att.) 1.000; at Penn State, (16-16), 1/19/2013
 Shot 90% from the foul line (min 10 att.)913; vs. Oklahoma State (21-23), 12/16/2018

Made 20 or more 3-pointers Never Happened
 Made 15 or more 3-pointers 15; vs. Mississippi Valley State (15-37), 11/6/2018
 Made 10 or more 3-pointers 12; vs. Northwestern (12-32), 3/1/2020
 Made 0 3-pointers 0; vs. Jacksonville State (0-5), 12/18/2012
 Held Opponent to 0 3-pointers 0; Southeastern Louisiana, 11/22/2015
 Attempted 40 or more 3-pointers Never Happened
 Attempted 30 or more 3-pointers 30; vs. Indiana (BTT) (8-30), 3/11/2020
 Attempted 20 or more 3-pointers 30; vs. Indiana (BTT) (8-30), 3/11/2020
 Shot 75% from 3-point range (min. 10 att.)750, vs. UT-Pan American (9-12), 12/2/2009 - \$
 Shot 60% from 3-point range (min. 10 att.)647; vs. USC (11-17), 12/3/2012
 Shot 50% from 3-point range (min. 10 att.)500; vs. Washington State (9-18), 11/25/2019
 Shot 50% from 3-point range (min. 20 att.)571; vs. Southern (12-21), 11/22/2019

Had 60 or more rebounds 60; vs. Oral Roberts, 12/22/1999
 Had 50 or more rebounds 50; at Illinois, 2/2/2019

Had 30 or more assists 35, vs. Northeastern Illinois, 12/21/1994
 Had 25 or more assists 28; vs. North Carolina A&T, 12/19/2005
 Had 20 or more assists 22; vs. Purdue, 12/22/2019
 Had 15 or more assists 15; vs. Northwestern, 3/1/2020

Had 20 or more steals 23, vs. Texas Tech, 3/4/1999 - \$
 Had 15 or more steals 16, Northwestern, 3/1/2020
 Had 10 or more steals 16, Northwestern, 3/1/2020

Had 15 or more blocked shots 15, vs. Coppin State, Dec. 6, 1996 - \$
 Had 10 or more blocked shots 14; at Northwestern, 1/2/2018

Had 30 or more turnovers 31, at Creighton, 12/11/2005
 Had 20 or more turnovers 22; at Michigan, 3/5/2020
 Had 5 or less turnovers 5; vs. Purdue, 2/23/2019

Nebraska Player...

Had 20 or more points: 23; Kevin Cross vs. Indiana (BTT), 3/11/2020
 Had 25 or more points: 25; Dachon Burke Jr. at Indiana, 12/13/2019
 Had 30 or more points: 34; James Palmer Jr. vs. Rutgers, 3/13/2019
 Had 40 or more points: 41; Aleks Maric vs. Kansas State, 2/13/2007

Had No Player in Double Figures: vs. Ohio State, 1/21/2012
 Had Five Players with 10 or more points vs. Iowa, 1/7/2020
 Thorir Thorbjarnarson (17); Cam Mack (15); Haanif Cheatham (14); Dachon Burke Jr. (13); Kevin Cross (11)
 Had Six Players with 10 or more points vs. Southeastern Louisiana, 11/11/2018
 James Palmer Jr (17); Glynn Watson Jr. (16); Isaac Copeland (11);
 Isaiah Roby (10); Thomas Allen (10); Brady Heiman (10)

Two Huskers with 20 or more points, same game: at Indiana, 12/13/2019
 Haanif Cheatham (21) and Dachon Burke (25)

Three Huskers with 20 or more points, same game: Iowa, 3/10/2019
 James Palmer Jr. (30), Glynn Watson Jr. (23), Isaiah Roby (23)

Two Huskers with 30 or more points, same game: vs. Oregon, 11/25/1995
 Tyronn Lue (30) & Jaron Boone (30) - only time in school history

Had 10 or more rebounds: 19; Yvan Ouedraogo vs. Northwestern, 3/1/2020
 Had 15 or more rebounds: 19; Yvan Ouedraogo vs. Northwestern, 3/1/2020

Had 20 or more rebounds: 21, Kimani Ffriend vs. Oral Roberts, 12/22/1999
 Had 25 or more rebounds: 26, Bill Johnson vs. Iowa State, 1/4/1954 - \$

Two Huskers with 10 or more rebounds, same game: vs. Stetson, 12/29/2017
 (Tanner Borchardt, 10; Jordy Tshimanga, 10)

Three Huskers with 10 or more rebounds, same game: vs. Texas Tech, 1/19/2000
 (Steffon Bradford 16; Kimani Ffriend 12; Louis Truscott 11)

Had 5 or more 3-pointers: 5; Cam Mack vs. Michigan (5-7), 1/28/2020

Had 6 or more 3-pointers: 7; Glynn Watson Jr. vs. Iowa (7-12), 3/10/2019

Had 7 or more 3-pointers: 7; Glynn Watson Jr. vs. Iowa (7-12), 3/10/2019

Had 8 or more 3-pointers: 8; Cary Cochran, vs. Baylor (8-13), 2/27/2002 - \$

Had 5 or more assists: 7; Cam Mack vs. Northwestern, 3/1/2020

Had 10 or more assists: 12; Cam Mack vs. Iowa, 1/7/2020

Had 15 or more assists: 15; Charles Richardson vs. Rutgers, 12/2/2006

Had 18 or more assists: 18; Brian Carr, at Evansville, 1/3/1985 - \$

Had 5 or more blocked shots: 5; Isaiah Roby vs. Northwestern, 2/16/2019

Had 6 or more blocked shots: 6; Isaiah Roby vs. Eastern Illinois, 11/11/2017

Had 7 or more blocked shots: 7; John Turek vs. Colorado, 3/2/2005

Had 9 or more blocked shots: 9; Mikki Moore vs. Coppin State, 12/6/1996 - \$

Had 10 or more blocked shots: Never Happened

Had 5 or more steals: 5; Dachon Burke Jr. vs. Northwestern, 3/1/2020

Had 6 or more steals: 6; Glynn Watson Jr. vs. Long Beach State, 11/26/2017

Had 7 or more steals: 7; Brandon Richardson at Ohio State, 1/3/2012

Had 8 or more steals: 8, Cookie Belcher vs. Oklahoma St., 2/7/2001 - \$

Had 10 or more steals: Never Happened

Had Triple-Double (Points/Rebounds/Assists): Cam Mack vs. Purdue, 12/15/2019 (11/10/12)

Had Double-Double (Points/Assists): Cam Mack vs. Iowa, 1/7/2019 (15/10)

Had Double-Double (Points/Rebounds): Yvan Ouedraogo vs. Northwestern, 3/1/2020 (11/19)

Had Double-Double (Points/Steals): Never Happened

Had Double-Double (Points/Blocks): Never Happened

\$ - School Record - # - Tied School record
 As of 3/12/2020



2019-20 Nebraska Men's Basketball Combined Team Statistics All games

Game Records

Record	Overall	Home	Away	Neutral
ALL GAMES	7-25	5-11	0-12	2-2
CONFERENCE	2-18	2-8	0-10	0-0
NON-CONFERENCE	5-7	3-3	0-2	2-2

Score by Periods

Team	1st	2nd	OT	TOT
Nebraska	1056	1140	39	2235
Opponents	1185	1270	44	2499

Team Box Score

No.	Player	Total			3-Point		F-Throw		Rebounds				PF DQ A TO BLK STL PTS AVG									
		GP-GS	MIN	AVG	FG-FGA	FG%	3FG-FGA	3FG%	FT-FTA	FT%	OFF	DEF	TOT	AVG	PF	DQ	A	TO	BLK	STL	PTS	AVG
22	CHEATHAM, Haanif	32-32	1030:20	32.2	152-327	.465	32-93	.344	83-124	.669	15	109	124	3.9	41	0	51	42	8	36	419	13.1
11	BURKE, Dachon	29-27	814:09	28.1	137-342	.401	34-112	.304	47-83	.566	26	72	98	3.4	58	0	37	43	17	42	355	12.2
3	MACK, Cam	28-25	974:34	34.8	118-306	.386	43-127	.339	58-102	.569	25	102	127	4.5	69	1	179	74	11	36	337	12.0
34	THORBJARNARSON, Thorir	32-24	936:43	29.3	100-221	.452	48-129	.372	32-41	.780	18	134	152	4.8	66	1	42	47	4	36	280	8.8
23	GREEN, Jervay	28-15	689:01	24.6	87-219	.397	31-109	.284	24-48	.500	20	98	118	4.2	54	3	54	53	5	25	229	8.2
1	CROSS, Kevin	32-2	582:05	18.2	83-242	.343	32-116	.276	30-44	.682	30	95	125	3.9	68	1	37	37	13	8	228	7.1
24	OUEDRAOGO, Yvan	32-30	684:38	21.4	70-168	.417	0-0	.000	41-86	.477	90	113	203	6.3	52	0	15	48	9	13	181	5.7
25	KAVAS, Matej	22-1	319:24	14.5	38-99	.384	23-68	.338	17-25	.680	1	25	26	1.2	23	0	12	8	2	3	116	5.3
30	EASLEY, Charlie	28-4	326:23	11.7	17-58	.293	5-30	.167	15-20	.750	9	20	29	1.0	29	0	13	14	3	18	54	1.9
15	CURTIS, Samari	8-0	49:18	6.2	4-10	.400	4-9	.444	2-2	1.000	0	7	7	0.9	5	0	1	2	1	0	14	1.8
0	AROP, Akol	21-0	113:07	5.4	9-16	.563	1-2	.500	3-7	.429	9	19	28	1.3	18	0	1	4	6	6	22	1.0
2	VEDRAL, Noah	1-0	02:39	2.7	0-2	.000	0-1	.000	0-0	.000	0	0	0	0.0	1	0	0	0	0	0	0	0.0
32	BANKS, Brant	1-0	02:39	2.7	0-1	.000	0-0	.000	0-2	.000	0	0	0	0.0	1	0	0	0	0	0	0	0.0
Team											53	48	101					8				
Total		32	6525		815-2011	.405	253-796	.318	352-584	.603	296	842	1138	35.6	485	6	442	380	79	223	2235	69.8
Opponents		32	6525		957-2126	.450	276-828	.333	309-463	.667	414	1032	1446	45.2	534	5	498	443	167	181	2499	78.1

Team Statistics

	NEBR	OPP
Scoring	2235	2499
Points per game	69.8	78.1
Scoring margin	-8.3	-
Field goals-att	815-2011	957-2126
Field goal pct	.405	.450
3 point fg-att	253-796	276-828
3-point FG pct	.318	.333
3-pt FG made per game	7.9	8.6
Free throws-att	352-584	309-463
Free throw pct	.603	.667
F-Throws made per game	11.0	9.7
Rebounds	1138	1446
Rebounds per game	35.6	45.2
Rebounding margin	-9.6	-
Assists	442	498
Assists per game	13.8	15.6
Turnovers	380	443
Turnovers per game	11.9	13.8
Turnover margin	+2.0	-
Assist/turnover ratio	1.2	1.1
Steals	223	181
Steals per game	7.0	5.7
Blocks	79	167
Blocks per game	2.5	5.2
Winning streak	0	-
Home win streak	0	-
Attendance	249677	151394
Home games-Avg/Game	16-15605	12-12616
Neutral site-Avg/Game	-	4-4364

Team Results

Date	Opponent	Score	Att.
11/05/2019	UC Riverside	L 47-66	15745
11/09/2019	Southern Utah	Lot2 78-79	15828
11/15/2019	South Dakota St.	W 90-73	15946
11/22/2019	Southern U.	Wot 93-86	15931
11/25/2019	vs Washington St.	W 82-71	660
11/26/2019	vs George Mason	L 66-85	1066
11/27/2019	vs South Fla.	W 74-67	512
12/04/2019	at Georgia Tech	L 56-73	5133
12/07/2019	at Creighton	L 76-95	18068
12/13/2019	at Indiana	Lot 90-96	17222
12/15/2019	Purdue	W 70-56	15654
12/21/2019	North Dakota	L 74-75	15010
12/29/2019	A&M-Corpus Christi	W 73-52	14968
01/03/2020	Rutgers	L 62-79	15024
01/07/2020	Iowa	W 76-70	14722
01/11/2020	at Northwestern	L 57-62	5664
01/14/2020	at Ohio St.	L 68-80	12954
01/18/2020	Indiana	L 74-82	15925
01/21/2020	at Wisconsin	L 68-82	16856
01/25/2020	at Rutgers	L 72-75	8000
01/28/2020	Michigan	L 68-79	15868
02/01/2020	Penn St.	L 64-76	15901
02/08/2020	at Iowa	L 72-96	15056
02/11/2020	at Maryland	L 70-72	14396
02/15/2020	Wisconsin	L 64-81	15864
02/20/2020	Michigan St.	L 65-86	15838
02/24/2020	at Illinois	L 59-71	15354
02/27/2020	Ohio St.	L 54-75	15611
03/01/2020	Northwestern	Lot 76-81	15842
03/05/2020	at Michigan	L 58-82	12707
03/08/2020	at Minnesota	L 75-107	9984
03/11/2020	vs Indiana	L 64-89	15219



**2019-20 Nebraska Men's Basketball
Team High/Low Analysis
All games**

Nebraska - Game Highs

POINTS	93		Southern U. (11/22/2019)
	90		at Indiana (12/13/2019)
	90		South Dakota St. (11/15/2019)
	82		vs Washington St. (N) (11/25/2019)
	78		Southern Utah (11/09/2019)
FIELD GOALS MADE	35		South Dakota St. (11/15/2019)
	33		at Indiana (12/13/2019)
FIELD GOAL ATTEMPTS	75		at Indiana (12/13/2019)
	74		at Minnesota (03/08/2020)
FIELD GOAL PERCENTAGE	.574	(31-54)	Southern U. (11/22/2019)
	.551	(27-49)	vs South Fla. (N) (11/27/2019)
3 PT FG MADE	12		Northwestern (03/01/2020)
	12		at Indiana (12/13/2019)
	12		Southern U. (11/22/2019)
3 PT FG ATTEMPTS	33		at Maryland (02/11/2020)
	32		Northwestern (03/01/2020)
	32		Michigan St. (02/20/2020)
	32		at Indiana (12/13/2019)
3 PT FG PERCENTAGE	.571	(12-21)	Southern U. (11/22/2019)
	.500	(9-18)	vs Washington St. (N) (11/25/2019)
FREE THROWS MADE	20		A&M-Corpus Christi (12/29/2019)
	19		Southern U. (11/22/2019)
	19		Southern Utah (11/09/2019)
FREE THROW ATTEMPTS	37		Southern U. (11/22/2019)
	30		Northwestern (03/01/2020)
FREE THROW PERCENTAGE	.824	(14-17)	at Minnesota (03/08/2020)
	.800	(12-15)	at Michigan (03/05/2020)
REBOUNDS	49		A&M-Corpus Christi (12/29/2019)
	45		Purdue (12/15/2019)
	45		South Dakota St. (11/15/2019)
ASSISTS	22		Purdue (12/15/2019)
	19		at Indiana (12/13/2019)
	19		Southern U. (11/22/2019)
STEALS	16		Northwestern (03/01/2020)
	15		A&M-Corpus Christi (12/29/2019)
BLOCKED SHOTS	6		Michigan St. (02/20/2020)
	6		UC Riverside (11/05/2019)
TURNOVERS	22		at Michigan (03/05/2020)
	21		Northwestern (03/01/2020)
FOULS	23		at Indiana (12/13/2019)
	22		at Maryland (02/11/2020)
	22		Michigan (01/28/2020)



**2019-20 Nebraska Men's Basketball
Team High/Low Analysis
All games**

Opponent - Game Highs

POINTS	107		at Minnesota (03/08/2020)
	96		at Iowa (02/08/2020)
	96		at Indiana (12/13/2019)
	95		at Creighton (12/07/2019)
	89		vs Indiana (N) (03/11/2020)
FIELD GOALS MADE	41		at Minnesota (03/08/2020)
	35		vs Indiana (N) (03/11/2020)
	35		at Iowa (02/08/2020)
	35		at Creighton (12/07/2019)
FIELD GOAL ATTEMPTS	83		Southern U. (11/22/2019)
	79		Purdue (12/15/2019)
FIELD GOAL PERCENTAGE	.569	(41-72)	at Minnesota (03/08/2020)
	.545	(30-55)	at Ohio St. (01/14/2020)
3 PT FG MADE	18		at Minnesota (03/08/2020)
	18		at Wisconsin (01/21/2020)
3 PT FG ATTEMPTS	35		at Minnesota (03/08/2020)
	35		Purdue (12/15/2019)
3 PT FG PERCENTAGE	.529	(18-34)	at Wisconsin (01/21/2020)
	.514	(18-35)	at Minnesota (03/08/2020)
FREE THROWS MADE	27		at Indiana (12/13/2019)
	19		Ohio St. (02/27/2020)
FREE THROW ATTEMPTS	38		at Indiana (12/13/2019)
	24		Ohio St. (02/27/2020)
	24		Michigan (01/28/2020)
FREE THROW PERCENTAGE	.900	(9-10)	Southern U. (11/22/2019)
	.889	(8-9)	UC Riverside (11/05/2019)
REBOUNDS	58		Southern Utah (11/09/2019)
	54		at Indiana (12/13/2019)
	54		Southern U. (11/22/2019)
ASSISTS	32		at Minnesota (03/08/2020)
	23		vs Indiana (N) (03/11/2020)
	23		at Wisconsin (01/21/2020)
STEALS	11		Northwestern (03/01/2020)
	11		at Iowa (02/08/2020)
BLOCKED SHOTS	12		vs Indiana (N) (03/11/2020)
	9		Ohio St. (02/27/2020)
	9		at Ohio St. (01/14/2020)
TURNOVERS	22		Michigan St. (02/20/2020)
	21		A&M-Corpus Christi (12/29/2019)
FOULS	25		Southern U. (11/22/2019)
	23		vs Washington St. (N) (11/25/2019)
	23		Southern Utah (11/09/2019)



**2019-20 Nebraska Men's Basketball
Team High/Low Analysis
All games**

Nebraska - Game Lows

POINTS	47		UC Riverside (11/05/2019)
	54		Ohio St. (02/27/2020)
	56		at Georgia Tech (12/04/2019)
	57		at Northwestern (01/11/2020)
	58		at Michigan (03/05/2020)
FIELD GOALS MADE	16		UC Riverside (11/05/2019)
	20		Rutgers (01/03/2020)
FIELD GOAL ATTEMPTS	49		vs South Fla. (N) (11/27/2019)
	53		Iowa (01/07/2020)
FIELD GOAL PERCENTAGE	.291	(16-55)	UC Riverside (11/05/2019)
	.300	(21-70)	vs Indiana (N) (03/11/2020)
3 PT FG MADE	3		Ohio St. (02/27/2020)
	4		at Michigan (03/05/2020)
3 PT FG ATTEMPTS	13		at Michigan (03/05/2020)
	14		vs South Fla. (N) (11/27/2019)
3 PT FG PERCENTAGE	.188	(3-16)	Ohio St. (02/27/2020)
	.192	(5-26)	Southern Utah (11/09/2019)
FREE THROWS MADE	3		at Ohio St. (01/14/2020)
	6		at Illinois (02/24/2020)
	6		Wisconsin (02/15/2020)
	6		at Northwestern (01/11/2020)
FREE THROW ATTEMPTS	5		at Ohio St. (01/14/2020)
	9		at Illinois (02/24/2020)
	9		Purdue (12/15/2019)
FREE THROW PERCENTAGE	.267	(8-30)	Northwestern (03/01/2020)
	.421	(8-19)	Penn St. (02/01/2020)
REBOUNDS	26		Michigan St. (02/20/2020)
	26		vs George Mason (N) (11/26/2019)
ASSISTS	8		at Michigan (03/05/2020)
	8		Ohio St. (02/27/2020)
	8		at Illinois (02/24/2020)
STEALS	2		at Ohio St. (01/14/2020)
	2		vs South Fla. (N) (11/27/2019)
BLOCKED SHOTS	0		at Minnesota (03/08/2020)
	0		at Maryland (02/11/2020)
	0		at Indiana (12/13/2019)
TURNOVERS	6		at Northwestern (01/11/2020)
	7		Rutgers (01/03/2020)
FOULS	9		Purdue (12/15/2019)
	10		vs South Fla. (N) (11/27/2019)



**2019-20 Nebraska Men's Basketball
Team High/Low Analysis
All games**

Opponent - Game Lows

POINTS	52	A&M-Corpus Christi (12/29/2019)
	56	Purdue (12/15/2019)
	62	at Northwestern (01/11/2020)
	66	UC Riverside (11/05/2019)
	67	vs South Fla. (N) (11/27/2019)
FIELD GOALS MADE	20	A&M-Corpus Christi (12/29/2019)
	23	UC Riverside (11/05/2019)
FIELD GOAL ATTEMPTS	52	at Maryland (02/11/2020)
	55	at Ohio St. (01/14/2020)
	55	UC Riverside (11/05/2019)
FIELD GOAL PERCENTAGE	.304 (24-79)	Purdue (12/15/2019)
	.317 (20-63)	A&M-Corpus Christi (12/29/2019)
3 PT FG MADE	3	South Dakota St. (11/15/2019)
	4	Northwestern (03/01/2020)
	4	Iowa (01/07/2020)
	4	Southern Utah (11/09/2019)
3 PT FG ATTEMPTS	15	Rutgers (01/03/2020)
	17	Northwestern (03/01/2020)
3 PT FG PERCENTAGE	.121 (4-33)	Iowa (01/07/2020)
	.143 (3-21)	South Dakota St. (11/15/2019)
FREE THROWS MADE	2	at Northwestern (01/11/2020)
	2	Iowa (01/07/2020)
	2	Purdue (12/15/2019)
FREE THROW ATTEMPTS	5	Wisconsin (02/15/2020)
	5	at Northwestern (01/11/2020)
	5	Iowa (01/07/2020)
	5	Purdue (12/15/2019)
FREE THROW PERCENTAGE	.385 (5-13)	A&M-Corpus Christi (12/29/2019)
	.400 (2-5)	at Northwestern (01/11/2020)
	.400 (2-5)	Iowa (01/07/2020)
	.400 (2-5)	Purdue (12/15/2019)
REBOUNDS	34	North Dakota (12/21/2019)
	35	at Maryland (02/11/2020)
	35	at Ohio St. (01/14/2020)
ASSISTS	6	Ohio St. (02/27/2020)
	7	South Dakota St. (11/15/2019)
STEALS	2	Indiana (01/18/2020)
	2	at Ohio St. (01/14/2020)
	2	at Northwestern (01/11/2020)
	2	North Dakota (12/21/2019)
BLOCKED SHOTS	1	North Dakota (12/21/2019)
	2	at Illinois (02/24/2020)
	2	Michigan St. (02/20/2020)
	2	at Maryland (02/11/2020)
	2	at Iowa (02/08/2020)
	2	UC Riverside (11/05/2019)
TURNOVERS	8	at Iowa (02/08/2020)
	9	Ohio St. (02/27/2020)
	9	Purdue (12/15/2019)
	9	vs South Fla. (N) (11/27/2019)
FOULS	10	at Illinois (02/24/2020)
	11	at Northwestern (01/11/2020)