

# NEBRASKA

## 2020 FOOTBALL GAME NOTES



**NEBRASKA (1-3) AT IOWA (3-2)**  
FRIDAY, NOV. 27, 2020 • NOON CT • IOWA CITY, IOWA  
KINNICK STADIUM • SURFACE: FIELDTURF



Nebraska plays its traditional Black Friday game at Iowa City, taking on the Hawkeyes in a Big Ten West Division battle. The matchup of border rivals will kick off at Noon central time, with television coverage on Fox.

Nebraska has played on Black Friday each year since 1990, spanning three conferences and three opponents. The Huskers were originally scheduled to host Minnesota on Black Friday in 2020, but the revised schedule released in September returned the Huskers to their regular Friday after Thanksgiving appointment with the Hawkeyes.

Nebraska comes into the game at 1-3 on the season, following a home setback against Illinois. The Huskers turned the ball over on their opening play from scrimmage and committed five turnovers in the loss. Nebraska continued to show a strong running attack against the Illini, rushing for 215 yards in the contest.

Iowa comes into Friday's game with a 3-2 record and riding a three-game winning streak. The Hawkeyes opened the season with close losses to Purdue and Northwestern, but have been dominant over the past three weeks, defeating Michigan State, Minnesota and Penn State, with two of those wins on the road.

The Hawkeyes again feature one of the Big Ten's stingiest defenses, allowing just 319.8 yards and 16.0 points per game. In its three-game winning streak, Iowa has limited the opposition to just 11.7 points per game. The Hawkeyes rank in the top 20 nationally in rushing defense, pass efficiency defense, total defense and scoring defense. Iowa Head Coach Kirk Ferentz is in his 22nd season with the Hawkeyes, making him the longest-tenured head coach in the FBS ranks.

### THIS WEEK'S NUMBERS

31

Nebraska will be playing on the Friday after Thanksgiving for the 31st consecutive season. Friday's game will mark the 10th straight season the Huskers and Hawkeyes have squared off on Black Friday.

3

Each of the past two Nebraska-Iowa meetings have been decided by three points with the Hawkeyes winning both contests on field goals in the final five seconds.

10

Senior linebacker Will Honas led Nebraska with 10 tackles against Illinois. It marked the second consecutive double-figure tackle game for Honas. This is the first time in his Nebraska career he has posted back-to-back games with 10 or more tackles.

### 2020 NEBRASKA FOOTBALL SCHEDULE

Oct. 24	@ #5 Ohio State*	FOX	L, 52-17	Nebraska picks up 210 yards on ground
Oct. 31	#9 Wisconsin*	FS1	<b>Canceled</b>	<b>Home opener canceled for 2nd time in 3 years</b>
Nov. 7	@ Northwestern*	BTN	L, 21-13	Huskers struggle in red zone in close loss
Nov. 14	Penn State*	FS1	<b>W, 30-23</b>	<b>NU D holds PSU to 1 TD in 6 red zone trips</b>
Nov. 21	Illinois*	FS1	<b>L, 41-23</b>	<b>Huskers plagued by five turnovers in loss</b>
Nov. 27	@ Iowa*	FOX	Noon	NU's 31st straight Black Friday game
Dec. 5	@ Purdue*	TBA	TBA	1st regular-season December game since 1992
Dec. 12	Minnesota*	TBA	TBA	<b>Latest home game in Nebraska history</b>
Dec. 19	TBA	TBA	TBA	Big Ten East opponent TBA

All times Central; Home games in **bold**; \*Big Ten Conference game

### NEBRASKA

- **2020 Record:** 1-3
- **Last Game:** vs. Illinois (L, 41-23)
- **Streak:** Lost 1
- **AP Rank:** Not Ranked
- **Coaches Rank:** Not Ranked
- **Head Coach:** Scott Frost
- **Nebraska Record:** 10-18 (3rd year)
- **Career Record:** 29-25 (5th year)
- **Record vs. Iowa:** 0-2

### IOWA

- **2020 Record:** 3-2
- **Last Game:** at Penn State (W, 41-21)
- **Streak:** Won 3
- **AP Rank:** Receiving Votes
- **Coaches Rank:** Receiving Votes
- **Head Coach:** Kirk Ferentz (22nd year)
- **Iowa Record:** 165-106
- **Career Record:** 177-127 (25th year)
- **Record vs. Nebraska:** 6-5

### SERIES HISTORY

- **All-Time Series:** Nebraska leads, 29-18-3
- **As Big Ten Foes:** Iowa leads, 6-3
- **In Iowa City:** Nebraska leads, 10-8
- **Last Game:** Iowa 27-24 (11/29/19)
- **Win Streak:** Iowa, 5 games

### TV INFORMATION



- **Play-by-Play:** Brian Custer
- **Analyst:** Robert Smith
- **Fox Sports App**

### RADIO INFORMATION



- **Play-by-Play:** Greg Sharpe
- **Analysis:** Matt Davison
- **Sidelines:** Ben McLaughlin
- **XM Simulcast:** 195
- **Sirius Simulcast:** 206
- **Huskers.com & App**
- **TuneIn.com & App**

NEBRASKA VS. IOWA AS BIG TEN OPPONENTS					
DATE	SITE	NEB RANK	IOWA RANK	RESULT	SCORE
11/25/2011	Lincoln	21	NR	Win	20-7
11/23/2012	Iowa City	17	NR	Win	13-7
11/29/2013	Lincoln	NR	NR	Loss	17-38
11/28/2014	Iowa City	NR	NR	Win	37-34 (ot)
11/27/2015	Lincoln	NR	3	Loss	20-28
11/25/2016	Iowa City	17	NR	Loss	10-40
11/24/2017	Lincoln	NR	NR	Loss	14-56
11/23/2018	Iowa City	NR	NR	Loss	28-31
11/29/2019	Lincoln	NR	19	Loss	24-27

**SERIES HISTORY: NEBRASKA VS. IOWA**

Nebraska leads the all-time series with Iowa 29-18-3, but the Hawkeyes have won six of the nine meetings as Big Ten Conference foes, including five straight.

- Before Nebraska joined the Big Ten in 2011, the teams met 41 times as non-conference opponents, including 14 games between 1930 and 1946. Nebraska and Iowa also met four straight years from 1979 to 1982, and the final matchups as non-conference opponents were in 1999 and 2000.
- This year's meeting will mark the 10th straight year that Nebraska and Iowa will meet on the day after Thanksgiving. The teams were originally not scheduled to play on Black Friday this season, but were paired together on their traditional day when the Big Ten announced its eight-game conference-only schedule. The programs will take a break from the Black Friday matchup in 2021, before resuming their post-Thanksgiving matchup in 2022.
- Nebraska had an eight-game win streak in the series and a pair of five-game win streaks. Iowa's current five-game win streak is its longest in the series.
- Each of the past two meetings have been decided by a game-winning kick in the final seconds. In the last meeting at Kinnick Stadium in 2018, the Huskers erased a 15-point fourth-quarter deficit and tied the game with 3:22 remaining before Iowa drove into position for a Miguel Recinos game-winning, walk-off 41-yard field goal. Last year, Nebraska rallied from a 14-point third-quarter deficit to tie the game before Keith Duncan made a 48-yard field goal with one second remaining to lift Iowa to a 27-24 victory.

**NEBRASKA-IOWA TO COMPETE FOR HEROES TROPHY**

Nebraska and Iowa will battle for the Heroes Trophy when they hit the field Friday at Kinnick Stadium. The Heroes Game is the annual trophy game between Nebraska and Iowa.

- While both teams aim to win the trophy on the field, both Nebraska and Iowa wished to make their annual meeting about more than just winning a football game. With that in mind, the schools partnered together to not only create a trophy, but to use a national stage to honor a citizen hero from each state. In addition to the trophy that will be claimed by the winner of the game, both an Iowa and Nebraska native will be honored for extraordinary acts. Those individuals will be announced later this week.

**NEBRASKA CONTINUES THANKSGIVING FRIDAY TRADITION**

Nebraska will continue its long-standing tradition of playing on the day after Thanksgiving. This Friday's game with Iowa will mark the 31st consecutive season the Huskers have played on Thanksgiving Friday.

- Nebraska met Oklahoma in the final six seasons of the Big Eight Conference (1990 to 1995), then played Colorado in all 15 of the Huskers' Big 12 Conference years (1996 to 2010), before taking on Iowa each of the 10 seasons it has been a Big Ten member, including this year.
- Nebraska is 9-5 on the road in Black Friday games since 1990, including 2-2 against the Hawkeyes.
- In addition to the past nine years, Nebraska and Iowa also closed the regular season against each other nine times from 1892 to 1916.

**BIG TEN STANDINGS**



**WEST DIVISION**

Place	Team	Big Ten
1.	Northwestern	5-0
2.	Wisconsin	2-1
3.	Iowa	3-2
4.	Purdue	2-2
5.	Minnesota	2-3
	Illinois	2-3
7.	<b>Nebraska</b>	<b>1-3</b>

**EAST DIVISION**

Place	Team	Big Ten
1.	Ohio State	4-0
2.	Indiana	4-1
3.	Maryland	2-1
4.	Michigan	2-3
5.	Michigan State	1-3
6.	Rutgers	1-4
7.	Penn State	0-5

**PLAYER OF THE WEEK NOMINEES**

OPP.	OFF.	DEF.	SPEC.	FROSH
OSU	--	--	--	--
WIS		Canceled		
NW	--	--	--	--
PSU	--	Domann	Taylor-Britt	McCaffrey
ILL	--	--	--	--
IOWA				
PUR				
MINN				
TBA				

*Bold indicates winner*

**2020 HUSKER HONORS**

**DAMIAN JACKSON, JR., OLB**

- Armed Forces Merit Award Watch List

**ADRIAN MARTINEZ, JR., QB**

- Maxwell Award Watch List
- Walter Camp Award Watch List

**DEDRICK MILLS, SR., RB**

- Doak Walker Award Watch List

**WAN'DALE ROBINSON, SO., WR**

- Paul Hornung Award Watch List

**BEN STILLE, SR., DL**

- William V. Campbell Trophy Semifinalist
- AFCA Good Works Team Nominee
- Wuerffel Trophy Nominee

**JACK STOLL, SR., TE**

- Mackey Award Watch List

## LAST TIME OUT

## ILLINOIS 41, NEBRASKA 23

Team Stats	ILL	NU
First Downs	25	25
Rushes-Yards	52-285	44-215
Passes	18-25-0	18-30-3
Passing Yards	205	177
Total Offense	490	392
3rd Downs	11-of-17	4-of-12
Turnovers	0	5
Penalties	3-31	7-66
Time of Possession	36:21	23:39

## NU Rushing Leaders

Luke McCaffrey—26 carries, 122 yards, 2 TD  
Wan'Dale Robinson—7 carries, 60 yards

## NU Passing Leader

Luke McCaffrey—15-26-3, 134 yards

## NU Receiving Leaders

Wan'Dale Robinson—6 receptions, 60 yards  
Austin Allen—5 receptions, 43 yards

## NU Defensive Leaders

Will Honas—10 tackles, sack, 1.5 TFL, hurry  
JoJo Domann—8 tackles, 2 TFL, fumb. caused, PBU  
Luke Reimer—7 tackles, TFL

## NU Special Teams Leader

Connor Culp—1-1 FG, 2-2 PAT  
Will Pryzstus—2 punts, 49.0 average

## NOTING GAME 4

- The Illinois win ended a four-game Husker win streak in the series. Nebraska now leads the all-time series with Illinois 13-4-1.
- Quarterback **Luke McCaffrey** rushed 26 times for 122 yards and two touchdowns. McCaffrey had 20 carries for 93 yards in the first half. It marked McCaffrey's first career 100-yard rushing game, and he is the 100th Husker player in school history to record a 100-yard rushing game.
- McCaffrey's 26 rushing attempts were just four shy of the Nebraska record for rushing attempts by a quarterback (Jammal Lord, 30 carries at Texas A&M, 2002). The 26 attempts were the most by a Husker quarterback since that game.
- Tight end **Austin Allen** caught a career-high five passes for a career-best 43 yards. It marked the fourth straight game Allen has had 25 receiving yards or more. He is the first Husker tight end with 25 receiving yards or more in four straight games since Kyler Reed, who had at least 25 receiving yards in six straight games in the 2010 season.
- True freshman running back **Marvin Scott** made his first career start. Scott carried the ball eight times for 22 yards in the first half.
- Senior linebacker **Will Honas** had an 8-yard sack in the second quarter for his team-leading third sack of the 2020 season. Honas finished with a team-high 10 tackles, his second consecutive double-figure tackle game.
- Nebraska's -5 turnover margin was its worst since also having a -5 turnover margin at Purdue in 2015.

## FROST IN THIRD SEASON LEADING HUSKERS

**Scott Frost** is in his third season at Nebraska in 2020. The consensus 2017 national coach of the year, Frost owns a 29-25 career record in five seasons as a collegiate head coach.

- Frost is 10-18 at Nebraska, with 10 losses by eight or fewer points, including eight by five or fewer points.
- Nebraska went 5-7 in 2019, a one-game improvement over the previous two seasons. NU's 12-game schedule in 2019 featured six teams that were ranked in the top 25 at least once during the season, including four that finished the year in the top 15.
- Frost has improved upon his team's previous season record every year he has been a head coach. At UCF, Frost - who inherited a winless team - went from 6-7 in his first season to 13-0 in year two. He improved by one game at Nebraska from 2018 to 2019.
- At UCF, Frost became the first coach in FBS history to turn a winless team into an undefeated team in just two years.
- Of Frost's 10 assistant coaches, seven have been with him in each of his five seasons as a collegiate head coach, while Mike Dawson has been on four of Frost's five staffs.
- In 14 years as a full-time assistant or head coach, Frost's teams have posted a 131-42 record, averaging more than 10 wins per season. Frost has been a part of seven conference championship teams in his 13 seasons and has twice coached in the national championship game.
- Frost's teams have been ranked in the top 15 in 10 of his 13 seasons, including eight final top-10 rankings and six final top-five rankings.

## NEW FACES, NEW ROLES ON HUSKER COACHING STAFF

Seven of Nebraska's 10 full-time assistant coaches returned for their third season in 2020, and all seven have been a member of Scott Frost's staff for his entire five-year head coaching career. The Huskers also welcome two new assistant coaches this season, but both are familiar with Frost.

- **Matt Lubick** joined the staff as Nebraska's offensive coordinator and wide receivers coach. Lubick previously was the offensive coordinator at Pac-12 powers Oregon and Washington. He succeeded Frost as the Ducks' offensive coordinator, as Lubick was the passing game coordinator and wide receivers coach in each of Frost's three seasons as Oregon's offensive coordinator.
- The other new face on the Husker sideline is a familiar one. **Mike Dawson**, who was on Frost's staff for both seasons at UCF, coached the Husker defensive line in 2018 before moving on to the NFL in 2019, coaching outside linebackers for the New York Giants. In his return to Nebraska, Dawson coaches the outside linebackers.
- In addition to the two new full-time assistant coaches, two other staff members added responsibilities in 2020. **Greg Austin** added the title of run game coordinator to his duties as offensive line coach, while **Ryan Held** serves as recruiting coordinator in addition to continuing his role as running backs coach.
- The Husker staff features three Broyles Award nominees in defensive coordinator **Erik Chinander** (2016 at UCF), offensive coordinator **Matt Lubick** (2012 at Duke) and quarterbacks coach **Mario Verduzco** (2018 at Nebraska). The Broyles Award is presented annually to the nation's top assistant coach. Lubick was also named the national wide receivers coach of the year and an AFCA Assistant Coach of the Year finalist in 2012.

## FROST OFFENSES TRADITIONALLY IMPRESSIVE ON OPENING DRIVES

One common theme of a **Scott Frost**-led offense has been a fast start. That trend has continued in 2020. The Huskers have scored on the opening drive of the game twice in four games. At No. 5 Ohio State, Nebraska opened the game with a four-play, 75-yard touchdown drive in just 1:51. The Huskers opened the Penn State game with an 11-play, 75-yard touchdown drive to take a 7-0 lead.

- In Frost's three seasons, Nebraska has scored on its opening possession 13 times in 28 games (12 TD, 1 FG).
- Nebraska scored on its first possession seven times in 12 games in 2018, including six of the final seven games. All seven of NU's opening scoring drives resulted in touchdowns. In 2019, the Huskers scored points on their opening drive four times in 12 games, including three touchdowns.
- Over the last four seasons - 2018-20 at Nebraska and 2017 at UCF - Frost's offenses have scored a touchdown on their opening possession 21 times in 41 games (51 percent). The average length of the touchdown drive in that span is 74 yards.
- In five years as a head coach, Frost's offenses have scored on their opening drive 26 times in 54 games, with 24 touchdowns and two field goals. In 94 games over eight seasons as a play-caller, Frost's offenses have scored on their first possession of the game 47 times, putting points on the board in half of their opening possessions.
- Nebraska has received the opening kickoff and scored a touchdown 10 times in 28 games under Frost. In 2018, the Huskers had a game-opening TD drive to take a 7-0 lead in five straight Big Ten games..
- **Frost's Opening Drive Scoring Percentage:** 50% (47 of 94 drives)
- **Frost's Opening Drive Touchdown Percentage:** 44% (41 of 94 drives)

### QUARTERBACK DUO PROVIDING RUNNING THREAT

Nebraska quarterbacks **Adrian Martinez** and **Luke McCaffrey** have each guided the Husker offense to success in 2020. A big part of that success has been the running ability of the quarterback tandem.

- Nebraska ranks fourth in the Big Ten and 36th nationally in rushing offense, averaging 198.8 yards per game. McCaffrey (318 yards) and Martinez (195 yards) have combined for 513 of Nebraska's 795 rushing yards this season (128.3 ypg).
- Either McCaffrey (Ohio State, Penn State, Illinois) or Martinez (Northwestern) has led Nebraska in rushing in every game this season.
- In his first career start against Penn State, McCaffrey rushed 13 times for a team-high 67 yards and a touchdown. He rushed 26 times for 122 yards and two touchdowns against Illinois, posting his first career 100-yard rushing game.
- Against Northwestern, Martinez posted his fourth career 100-yard rushing game with 13 carries for 102 yards.
- Excluding sacks, the two Husker quarterbacks have combined for 537 rushing yards on 76 attempts, an average of 7.1 yards per carry.
- According to CFBstats.com, both of the quarterbacks rank among the nation's leaders in yards per rush by a quarterback. Among quarterbacks with a minimum of 15 carries in 2020, Martinez is second nationally at 6.96 yards per carry (23rd among all players), while McCaffrey ranks sixth among quarterbacks at 5.88 yards per attempt (69th among all players).

### MCCAFFREY AMONG NATION'S TOP FRESHMEN

McCaffrey has shown the ability to lead the Husker offense as a redshirt freshman, after seeing just limited action at the position in 2019. McCaffrey made his first two career starts against Penn State and Illinois. In his two starts, McCaffrey has accounted for an average of 237.5 yards of total offense.

- McCaffrey ranks as Nebraska's leading rusher (317 yards) and passer (434 yards) through four games. McCaffrey is one of only 10 quarterbacks in the country to lead his team in rushing.
- McCaffrey averages 79.5 rushing yards per game. That total ranks fourth nationally among all quarterbacks and fourth among all freshmen, regardless of position.
- McCaffrey is the only freshman quarterback in the country currently leading his team in rushing.
- In the win over Penn State, McCaffrey became the first Husker quarterback to win his first career start since Tommy Armstrong Jr. won his first start as a redshirt freshman against South Dakota State in 2013. McCaffrey was the first Nebraska quarterback to defeat a conference opponent in his first career start since true freshman Cody Green led Nebraska to a 20-10 win at Baylor in 2009.

### HUSKERS' YOUTH SHOWING POTENTIAL IN 2020

McCaffrey is far from the only young player making a significant impact in 2020. The Huskers have had several young players, particularly on offense, showing the ability to form a nucleus of the Husker roster for the next several seasons.

- Against both Penn State and Illinois, six of Nebraska's 11 offensive starters were either freshmen or sophomores, including four freshmen.
- Nebraska freshmen have produced 43 percent of the team's all-purpose yards in 2020.
- Several young receivers have made a big impact in 2020. True freshman **Marcus Fleming** led the Huskers with 75 receiving yards on five catches at Northwestern. Fellow true freshman **Zavier Betts** led the Huskers with 54 receiving yards against Penn State, including a 45-yard touchdown catch. True freshman **Alante Brown** made his first career start at receiver against Penn State and is one of Nebraska's top kickoff returners.
- Sophomore **Wan'Dale Robinson** is in his second season in the program and leads the Huskers with 21 receptions and 152 receiving yards, while adding 120 rushing yards.
- Robinson has 61 career receptions in just 14 games as a Husker. He reached 50 career receptions at Northwestern, hitting that milestone in just 12 games, the second-fastest of any Husker. Only JD Spielman reached 50 career catches (11 games) quicker than Robinson, while Nate Swift also caught his 50th pass in his 12th career game as a Husker.
- Senior Dedrick Mills is Nebraska's top running back, but has missed most of the past two games with an injury. He is backed up by a trio of freshmen, including true freshman **Marvin Scott III** and redshirt freshmen **Ronald Thompkins** and **Rahmir Johnson**.
- Redshirt freshmen **Bryce Benhart** (RT) and **Ethan Piper** (LG) are key members of the Husker offensive line. Benhart has started all four games at right tackle, while Piper has been in the starting lineup each of the past three games at left guard. Those three games mark just the third, fourth and fifth times in school history Nebraska has started a pair of freshmen offensive linemen. Current seniors Brenden Jaimes and Matt Farniok started on the same offensive line against Northwestern and Minnesota in 2017.

### 2020 OFFENSE GAME-BY-GAME

RUSHING GAME	ATT.	YDS.	TD	LONG
OSU	36	210	2	47
WIS		Canceled		
NW	43	224	1	28
PSU	39	146	1	22
ILL	44	215	2	32

IOWA  
PUR  
MINN  
TBA

### PASSING

PASSING GAME	COM-ATT-INT	YDS	TD	LG	SACKS
OSU	16-20-0	160	0	26	3-10
WIS		Canceled			
NW	24-45-2	218	0	28	1-12
PSU	13-21-1	152	1	45	1-4
ILL	18-30-3	177	1	31	3-28

IOWA  
PUR  
MINN  
TBA

### 2020 DEFENSE GAME-BY-GAME

RUSHING DEFENSE GAME	ATT.	YDS.	TD	LONG
OSU	48	215	4	18
WIS		Canceled		
NW	38	148	1	41
PSU	52	245	2	36
ILL	52	285	4	58

IOWA  
PUR  
MINN  
TBA

### PASSING DEFENSE

PASSING DEFENSE GAME	COM-ATT-INT	YDS	TD	LG	SACKS
OSU	20-21-0	276	2	42	3-21
WIS		Canceled			
NW	16-27-2	169	2	21	1-8
PSU	19-39-1	256	0	74	2-17
ILL	18-25-0	205	1	28	1-8

IOWA  
PUR  
MINN  
TBA

### SACKS/TFL

SACKS/TFL GAME	SACKS	YARDS	TFL	YARDS
OSU	3	21	6	26
WIS		Canceled		
NW	1	8	6	21
PSU	2	17	6	26
ILL	1	8	6	14

IOWA  
PUR  
MINN  
TBA



**NEBRASKA UNDER FROST**

Overall.....	10-18
vs. AP Ranked Teams.....	0-7
vs. AP Top 10 Teams.....	0-3
vs. Unranked Teams.....	10-10
vs. Big Ten Teams.....	7-15
Home.....	8-8
Road.....	2-10
Neutral.....	0-0
In August.....	1-0
In September.....	2-6
In October.....	3-5
In November.....	4-7
In December.....	0-0
In January.....	0-0
When Rushing for 200 or More Yards.....	6-8
When Rushing for 300 or More Yards.....	4-1
When Passing for 200 or More Yards.....	6-11
When Passing for 300 or More Yards.....	1-2
When NU Player Rushes for 100 Yards.....	5-6
When NU Has Two 100-Yard Rushers.....	1-1
When NU Player Has 100 yards Receiving...5-5	
When Opponent Has 100-Yard Rusher.....	2-9
When Scoring 35 or More Points.....	7-0
When Holding Opponent to 10 Point or Less...5-0	
When Forcing Three or More Turnovers.....	4-1
When Winning Turnover Margin.....	7-2
When Nebraska Scores First.....	8-8
When Nebraska Leads at Halftime.....	8-5
When Nebraska Trails at Halftime.....	2-13
When Nebraska is Tied at Halftime.....	0-0
Games Decided by 11 Points or More.....	6-8
Games Decided by 10 Points or Less.....	4-9
Games Decided by 7 Points or Less.....	4-8
Games Decided by 3 Points or Less.....	2-4
Overtime Games.....	0-2

**FROST AS A HEAD COACH**

Overall.....	29-25
vs. AP Ranked Teams.....	3-8
vs. AP Top 10 Teams.....	1-3
vs. Unranked Teams.....	26-16
Home.....	18-11
Road.....	10-13
Neutral.....	1-1
In August.....	2-0
In September.....	6-8
In October.....	9-7
In November.....	10-9
In December.....	1-1
In January.....	1-0
When Rushing for 200 or More Yards.....	14-9
When Rushing for 300 or More Yards.....	5-1
When Passing for 200 or More Yards.....	21-16
When Passing for 300 or More Yards.....	10-3
When Player Rushes for 100 Yards.....	10-5
When Has Two 100-Yard Rushers.....	1-1
When Player Has 100 yards Receiving.....	9-8
When Opponent Has 100-Yard Rusher.....	6-12
When Scoring 35 or More Points.....	21-0
When Holding Opponent to 10 Point or Less...9-0	
When Forcing Three or More Turnovers...14-2	
When Winning Turnover Margin.....	22-3
When Scoring First.....	19-13
When Leading at Halftime.....	24-7
When Trailing at Halftime.....	5-17
When Tied at Halftime.....	0-1
Games Decided by 11 Points or More...19-12	
Games Decided by 10 Points or Less.....	10-11
Games Decided by 7 Points or Less.....	8-11
Games Decided by 3 Points or Less.....	2-5
Overtime Games.....	1-3

- Sophomore linebacker **Luke Reimer** led Nebraska in tackles at Northwestern with 10 stops, including a sack and 1.5 tackles for loss, while adding a fumble caused. Reimer added four tackles and a key sack on Penn State's final scoring threat, and has 21 tackles and 3.5 tackles for loss in 2020. Redshirt freshman **Nick Henrich** and true sophomore **Garrett Nelson** are part of the Huskers' regular rotation at outside linebacker.
- Sophomore cornerback **Quinton Newsome** and redshirt freshman safety **Myles Farmer** earned their first career starts at Northwestern. Farmer made the most of his first start, with a pair of second-quarter interceptions that led to 10 Nebraska points.

**MARTINEZ NUMBERS RANKING AMONG NATION'S BEST QB'S**

**Adrian Martinez** has put up statistics in his three season that have him ranked among the Nebraska all-time leaders in several categories. Martinez has thrown for 4,846 career yards, rushed for 1,450 yards and totaled 6,296 yards of offense. He owns three NU career records, four season records and one game record. Last season, Martinez was just the second Husker sophomore to be a team captain since 1930 and he again holds that distinction this year, becoming one of just 13 two-time captains in Nebraska history.

- Martinez is Nebraska's all-time leader in total offensive yards per game (262.3) and 400-yard total offense games (4). He has produced four of Nebraska's 16 individual 400-yard total offense performances, and Martinez's career average of 262.3 yards of total offense per game is nearly 25 higher than any other Husker quarterback who played in at least 15 career games.
- Martinez averaged a school-record 295.1 yards of total offense per game as a true freshman in 2018. That average that ranked 12th nationally, led all freshmen and was the ninth-highest average by a freshman in NCAA history, including the third-best mark by a true freshman.
- Martinez also set NU season records for 300-yard total offense games (7) and 400-yard total offense games (3) in 2018.
- Martinez set an NU record with an 86.2 completion percentage against Minnesota in 2018, connecting on 25-of-29 passes for 276 yards and three touchdowns.
- At Illinois in 2019, Martinez produced the second 300-yard passing and 100-yard rushing performance in Nebraska history (328 passing, 118 rushing). His career-high 446 yards of total offense was the third-highest total in program history.
- Martinez has been one of the nation's top dual-threat quarterbacks. He is one of only 11 active FBS quarterbacks with 4,000 career passing yards and 1,000 career rushing yards. Martinez is only the fourth Husker with 4,000 career passing yards and 1,000 career rushing yards.
- In 2018, Martinez became just the sixth freshman in NCAA history to average 200 passing yards and 50 rushing yards per game and just the second true freshman to hit those marks. Martinez was also one of only four FBS quarterbacks - regardless of class - who averaged 225 passing yards and 50 rushing yards per game in 2018.

**MARTINEZ'S NEBRASKA CAREER RANKINGS**

CATEGORY	RANK	TOTAL	RECORD
400-Yard Total Offense Games	1st	4	4
Total Offensive Yards Per Game	1st	262.3	253.8
300-Yard Total Offense Games	2nd	12	13
Completion Percentage	3rd	62.1	65.1
250-Yard Passing Games	3rd	10	14
Total Offense	4th	6,296	10,690
300-Yard Passing Games	4th	3	8
Completions	4th	400	625
Passing Yards	6th	4,846	8,871

**ACTIVE FBS QUARTERBACKS WITH 4,000 PASS YARDS & 1,000 RUSH YARDS**

PLAYER, SCHOOL	CLASS	RUSHING YDS	PASSING YDS
Sam Ehlinger, Texas	Sr.	1,853	10,704
Kellen Mond, Texas A&M	Sr.	1,372	8,820
Desmond Ridder, Cincinnati	Jr.	1,748	6,430
<b>Adrian Martinez, Nebraska</b>	<b>Jr.</b>	<b>1,450</b>	<b>4,846</b>
Skylar Thompson, Kansas St.	Sr.	1,083	5,021
Ian Book, Notre Dame	Sr.	1,397	7,936
Zac Thomas, Appalachian St.	Sr.	1,244	6,286
D'Eriq King, Miami (Fla.)	Sr.	1,842	8,853
Noah Johnson, South Florida	Sr.	1,998	4,879
Asher O'Hara, MTSU	Jr.	1,744	4,960
Malik Cunningham, Louisville	Jr.	1,396	4,445
Holton Ahlers, East Carolina	Jr.	1,059	6,795

**Note:** Only six players (Ehlinger, King, Martinez, Mond, Ridder and Thompson) entered the 2020 season with 4,000 career passing yards and 1,000 career rushing yards.

## A TALE OF TWO LINES

Nebraska returned every offensive line starter from 2019, while the Huskers had to replace every defensive line starter. Three Huskers returned to their same spot on the offensive line this season, while senior **Matt Farniok** moved from right tackle to right guard, with redshirt freshman **Bryce Benhart** taking over at right tackle. Farniok continued to show his versatility, making a start at center against Northwestern when Cam Jurgens was sidelined. Farniok also manned the center spot in the second half against Illinois.

- Based on available records, 2020 is believed to be the first time Nebraska returned its entire starting offensive line since two-platoon systems were first allowed under NCAA rules in 1964.
- Nebraska is the only team in the country that had the same starting offensive line (by player and position) for every game during the 2019 season and returned all five of those starters.
- Nebraska had the same starting offensive line for all 12 games in 2019, one of eight teams nationally to start the same five linemen every game. It marked the first time since 2010 that NU had the same starting line for an entire season. In 2020, the Nebraska offensive line has had three different starting offensive lines in four games.
- Nebraska's five returning starting offensive linemen combined for 106 career starts entering the season, including three players who have made at least 20 consecutive starts at their position.
- The returning starters were led by **Brenden Jaimes** (28 straight starts at left tackle; 37 straight starts overall) and **Matt Farniok** (28 straight starts).
- Jaimes is a two-time honorable-mention All-Big Ten pick, while guard **Boe Wilson** was honorable mention in 2018 and Jurgens is the only Husker freshman (true or redshirt) to ever start at center.
- On defense, the Huskers replaced all three defensive line starters, all of whom are now on NFL rosters. The last time Nebraska had to replace its entire defensive line was in 2016.
- **Ben Stille** is Nebraska's most experienced defensive lineman. The senior has started 18 games at defensive end in his career and is the Huskers' active leader with 23 tackles for loss and 11.5 sacks. **Damion Daniels** was the only other defensive lineman with a start entering 2020. Redshirt freshman **Ty Robinson** and sophomore **Casey Rogers** have also earned starts at defensive end.

## NEBRASKA LINEBACKING CORPS A MIX OF VETERANS, YOUTH

Nebraska replaced one starting inside and outside linebacker, but the Huskers have ample experience at the second level of the defense. Overall, NU has a youth movement at linebacker, as 22 of the 29 linebackers on the Husker roster are either freshmen or sophomores.

- Outside linebackers **JoJo Domann** and **Caleb Tannor** split time as starters in 2019, and Domann had nine TFLs, the most of any returning Husker. Domann and Tannor are two of only four upperclassmen among NU's 14 outside linebackers, while sophomore **Garrett Nelson** has made his first three career starts this season. Domann leads the Huskers in 2020 with 31 tackles and a team-high five tackles for loss.
- Seniors **Will Honas** and **Collin Miller** split time at inside linebacker in 2019, and are the veterans in a three-man linebacker rotation. Despite missing a game, Honas ranks second on the team in 2020 with 30 tackles, including a team-high three sacks. Miller is fourth on the team with 27 tackles.
- Honas and Miller are two of the three upperclassmen among Nebraska's inside linebacker group, along with first-year junior college transfer **Eteva Mauga-Clements**. All other inside linebackers are either freshmen or sophomores.
- The linebackers have been arguably Nebraska's most improved group in 2020. The Huskers' regular group of outside and inside linebacker have combined for six sacks and 15 tackles for loss.

## ADRIAN MARTINEZ RECORD WATCH

### PASSING YARDS

RK.	PLAYER, YEARS	YDS
1.	Tommy Armstrong Jr., 2013-17	8,871
2.	Taylor Martinez, 2010-13	7,258
3.	Zac Taylor, 2005-06	5,850
4.	Joe Ganz, 2005-08	5,125
5.	Dave Humm, 1972-74	5,035
6.	<b>Adrian Martinez, 2018-pres.</b>	<b>4,846</b>
7.	Jerry Tagge, 1969-71	4,704

### COMPLETIONS

RK.	PLAYER, YEARS	COMP.
1.	Tommy Armstrong Jr., 2013-16	625
2.	Taylor Martinez, 2010-13	575
3.	Zac Taylor, 2005-06	470
4.	<b>Adrian Martinez, 2018-present</b>	<b>400</b>
5.	Joe Ganz, 2006-08	381

### COMPLETION PERCENTAGE

RK.	PLAYER, YEARS	PCT.
1.	Joe Ganz, 2006-08	65.1
2.	Sam Keller, 2007	63.1
3.	<b>Adrian Martinez, 2018-present</b>	<b>62.1</b>

Minimum 1,000 career passing yards

### TOTAL OFFENSE

RK.	PLAYER, YEARS	YDS
1.	Tommy Armstrong Jr., 2013-16	10,690
2.	Taylor Martinez, 2010-13	10,233
3.	Eric Crouch, 1998-2001	7,915
4.	<b>Adrian Martinez, 2018-pres.</b>	<b>6,296</b>

### TOTAL OFFENSIVE YARDS PER GAME

RK.	PLAYER, YEARS	YPG
1.	<b>Adrian Martinez, 2018-pres.</b>	<b>262.3</b>
2.	Tanner Lee, 2017	253.8
3.	Tommy Armstrong Jr., 2013-16	237.6

Minimum 3,000 total yards

### QUARTERBACK RUSHING YARDS

RK.	PLAYER, YEARS	YDS
1.	Eric Crouch, 1998-2001	3,434
2.	Taylor Martinez, 2010-13	2,975
3.	Jammal Lord, 2000-03	2,573
4.	Steve Taylor, 1985-88	2,125
5.	Tommie Frazier, 1992-95	1,955
6.	Tommy Armstrong Jr., 2013-16	1,819
7.	Scott Frost, 1996-97	1,533
8.	<b>Adrian Martinez, 2018-present</b>	<b>1,450</b>
9.	Turner Gill, 1980-83	1,317

### 250-YARD PASSING GAMES

RK.	PLAYER, YEARS	GMS
1.	Tommy Armstrong Jr., 2013-16	14
2.	Joe Ganz, 2006-08	11
3.	<b>Adrian Martinez, 2018-present</b>	<b>10</b>

### 300-YARD PASSING GAMES

RK.	PLAYER, YEARS	GMS
1.	Joe Ganz, 2006-08	8
2.	Tommy Armstrong Jr., 2013-16	6
3.	Taylor Martinez, 2010-13	4
t-4.	<b>Adrian Martinez, 2018-present</b>	<b>3</b>

### 300-YARD TOTAL OFFENSE GAMES

RK.	PLAYER, YEARS	GMS
1.	Tommy Armstrong Jr., 2013-16	13
2.	<b>Adrian Martinez, 2018-present</b>	<b>12</b>

### 400-YARD TOTAL OFFENSE GAMES

RK.	PLAYER, YEARS	GMS
1.	<b>Adrian Martinez, 2018-present</b>	<b>4</b>
2.	Joe Ganz, 2006-08	3

**NEBRASKA FOOTBALL FACTS**

**HISTORY**

Season of Football.....	131st
All-Time Games Played.....	1,341
National Ranking in All-Time Wins.....	7th
All-Time Bowl Appearances.....	53
National Ranking in Bowl Appearances.....	4th

**CHAMPIONSHIPS**

National Championships.....	5
Back-to-Back National Championships.....	2
Undefeated Seasons.....	11
Perfect Seasons.....	9
Conference Championships.....	46

**RECORD BREAKDOWN**

All-Time Record.....	903-398-40
All-Time Bowl Record.....	26-27
Home Games.....	550-160-20
Memorial Stadium.....	423-137-13
Record in August.....	14-0-0
Record in September.....	179-49-6
Record in October.....	364-147-19
Record in November.....	309-167-15
Record in December.....	22-14-0
Record in January.....	14-21-0
Record in February.....	1-0-0
In Overtime.....	8-6
At Night.....	99-44-3
When Scoring 35+ Points.....	371-9
When Allowing 10 Points or Less... ..	575-47-29
vs. Big Ten Teams.....	121-108-9
» In Big Ten Play (since 2011).....	41-40
» Home.....	23-17
» Away.....	18-22
» Neutral.....	0-1
vs. Ranked Teams.....	105-134-3
» Home.....	51-43-0
» Away.....	28-64-3
» Neutral.....	26-27-0
» as No. 1 Team.....	46-7-1

**STREAKS**

Consecutive Games Scoring a Point.....	311
Consecutive Home Games Scoring a Point... ..	343
Consecutive Home Sellouts.....	375
<i>Note: Sellout streak will pause for 2020 season</i>	
Record in Sellout Streak.....	312-63
» vs. Ranked Teams.....	47-32

**INDIVIDUAL HONORS**

College Football Hall of Fame Players.....	19
College Football Hall of Fame Coaches.....	6
First-Team All-Americans.....	110
Unanimous All-Americans.....	54
CoSIDA Academic All-Americans*.....	108
NCAA Top Ten Award Winners*.....	9
Heisman Trophy Winners.....	3
Walter Camp Award Winners.....	3
Maxwell Trophy Winners.....	1
Outland Trophy Winners*.....	9
Lombardi Trophy Winners.....	5
Butkus Award Winners.....	1
Johnny Unitas Golden Arm Award Winners..	1
Davey O'Brien Award Winners.....	1
Rimington Award Winners.....	1
Bednarik Award Winners.....	1
Nagurski Trophy Winners.....	1
Retired Jerseys.....	25
First-Team All-Conference Selections.....	519

\*Total leads the nation

**VETERAN SECONDARY A STRENGTH FOR 2020 BLACKSHIRTS**

Nebraska's secondary was stout in 2019, as the Huskers allowed only 200.8 passing yards per game, the program's fewest yards allowed since 2012. Nebraska returned the majority of its secondary for 2020 with the exception of cornerback Lamar Jackson, now a member of the New York Jets.

- **Dicaprio Bootle**, a two-time All-Big Ten honoree, has started 28 consecutive games. The senior corner's 23 career pass breakups are 10th in Nebraska history.
- **Cam Taylor-Britt** starts at the other cornerback spot. In 2019, Taylor-Britt ranked third nationally in forced fumbles and also intercepted three passes. He added his fourth career interception against Penn State, returning it 55 yards to set up a first-quarter field goal.
- **Marquel Dismuke** has started all 16 games at safety the past two seasons. He led the secondary with 67 tackles last season and is third with 29 tackles this season. Dismuke had a career-high 15 tackles against Penn State, the first Husker to record 15 tackles since Antonio Reed had 15 tackles against Minnesota in 2017.
- Senior safety **Deontai Williams** suffered a season-ending injury in the first game of 2019. He has returned this season and has 18 tackles, two TFL, a sack and a 26-yard fumble return for a score against Penn State. Williams was a ballhawk in 2018 with two interceptions, two forced fumbles and a fumble recovery.

**HUSKERS SHOWING SPECIAL TEAMS IMPROVEMENT**

Nebraska fields an entirely new special teams unit this season - including a new special teams coach - as it aims to improve in that aspect of the game in 2020. Frost hired **Jonathan Rutledge** as Nebraska's Senior Special Teams Analyst during the offseason. With Auburn the previous two seasons, Rutledge led a Tigers' special teams unit that was ranked 13th nationally in 2019 and 14th in 2018 by Football Outsiders.

- Nebraska features a new punter (**William Przystup**), new place-kicker (**Connor Culp**), new long snappers (**Cade Mueller**, **Cameron Pieper**) and a new holder (Przystup).
- Przystup is averaging 42.8 yards per punt on the season, with five punts of better than 50 yards and five downed inside the 20-yard line. The sophomore previously punted at Michigan State in 2018 before transferring to Nebraska.
- Nebraska used six place-kickers last season and only one returned for 2020 in **Lane McCallum**, a defensive player who filled in as an emergency kicker last season and is focusing on defense this fall. NU added five place-kickers to its roster during the offseason, including a pair of transfers.
- Culp joined Nebraska as a graduate transfer from LSU, and he was the Tigers' starting place-kicker as a sophomore in 2017, connecting on 11-of-16 field goals. Culp has connected on 7-of-8 field goals and all seven PATs to open the season. He is the first Nebraska kicker since 2018 to have multiple field goals in consecutive games (2 at Northwestern, 3 vs. Penn State).

**HUSKER STREAKS CONTINUE INTO 2020 SEASON**

A pair of impressive team streaks and several individual streaks will continue this season, while a legendary streak takes a one-year hiatus in 2020.

- Nebraska has sold out 375 consecutive games at Memorial Stadium, dating from the next-to-last home game of the 1962 season through all seven home games last season. With the Big Ten Conference decision to prohibit the sale of tickets this year, the Huskers' legendary sellout streak - an NCAA record - will pause during the 2020 season. Nebraska's streak will remain at 375 consecutive home sellouts until next year's home opener with Buffalo on Sept. 11, 2021.
- The Huskers have scored in 311 consecutive games. The streak is the longest in school history, the seventh-longest in FBS history and the fifth-longest active streak. The last time Nebraska was shut out was a 19-0 loss at No. 17 Arizona State on Sept. 21, 1996.
- Nebraska has also scored in 343 consecutive home games, a school record. The last time the Huskers were shut out at home came on Nov. 9, 1968 against Kansas State (12-0 loss).

**ALL-TIME LONGEST STREAKS WITHOUT BEING SHUT OUT**

RK.	PLAYER	YEAR BEGAN	YEAR ENDED	GAMES
1.	Florida	1988	Active	405
2.	Michigan	1984	2014	365
3.	BYU	1975	2003	365
4.	TCU	1992	Active	352
5.	Virginia Tech	1995	Active	331
6.	Georgia	1995	Active	325
7.	<b>Nebraska</b>	<b>1996</b>	<b>Active</b>	<b>311</b>
8.	Air Force	1992	2017	306

**Note:** List includes all streaks of at least 300 games

- Nebraska is 251-0 all-time when scoring 35 or more points at home. **Scott Frost** is also 21-0 in his head coaching career when his team scores at least 35 points.
- Several individual Huskers have double-digit streaks of consecutive starts. **Brenden Jaimes** has started 36 consecutive games overall and 27 straight at left tackle, **Dicaprio Bootle** (cornerback/safety) and **Matt Farniok** (center/right tackle/guard) have each started 27 consecutive games.

### HUSKERS OWN BIG HOME-FIELD ADVANTAGE

Nebraska has enjoyed much success in its history when playing at home in front of the greatest fans in college football.

- Since 1970, NU is 281-56 (.834) at Memorial Stadium and has posted 41 perfect home seasons.
- The Huskers are 550-160-20 all-time in Lincoln (.767 in 130 years).
- Nebraska is 423-137-13 in Memorial Stadium (.750 in 97 years dating back to 1923).
- The Huskers are 47-8 all-time in Memorial Stadium night games.

### NEBRASKA AMONG TOP ALL-TIME PROGRAMS

Nebraska is playing its 131st season this fall, and the Huskers boast a 903-398-40 all-time record in 1,341 games (.688). Nebraska is one of seven programs with 900 wins.

- Nebraska joined the 900-win club at Illinois on Sept. 21, 2019, along with Michigan, Ohio State, Texas and Alabama in that club. Notre Dame and Oklahoma have since joined that elite club.
- Since 1970, Nebraska owns a 469-157-5 record (.747) with five national championships. The Huskers rank second among all FBS programs in national titles and third in wins since 1970.
- Nebraska boasts 27 10-win seasons in school history, including 24 since 1970. The Huskers also have 12 seasons with 11 or more wins, seven seasons with 12 or more wins and three 13-win seasons.
- The Huskers own 50 nine-win seasons, tied with Alabama for the most in NCAA history. Forty-two of those nine-win seasons have come since 1970 and 48 since 1962, 13 more than any other school.
- Nebraska was the first team in NCAA history to win 100 games in consecutive decades, leading the nation with 103 wins in the 1980s and ranking second with 108 wins in the 1990s.

### HUSKERS RANK HIGHLY IN NATIONAL CHAMPIONSHIPS

Nebraska has won five national championships, including three outright titles (1971, 1994, 1995) and two shared championships (1970, 1997). In 1970, Nebraska was awarded the Associated Press national title, but was No. 3 in the coaches poll behind No. 1 Texas and No. 2 Ohio State, both of whom lost their bowl games (the coaches' poll was voted on before bowl games). In 1997, undefeated Nebraska was voted No. 1 in the coaches' poll, while undefeated Michigan was No. 1 in the AP poll.

- Nebraska's four AP national championships rank seventh all-time.
- The Huskers' four coaches' poll national championships rank fourth all-time.

### NEBRASKA NO. 2 IN CONFERENCE TITLES

Nebraska is one of only five schools in NCAA history that has won at least 40 conference championships, ranking second all-time with 46 conference titles. In 36 seasons (1962-97) under Hall-of-Fame coaches Bob Devaney (8) and Tom Osborne (13), the Huskers won 21 conference titles.

#### MOST CONFERENCE TITLES

RK.	TEAM	TOTAL
1.	Oklahoma	49
2.	<b>Nebraska</b>	<b>46</b>
3.	Michigan	42
4.	Ohio State	40
	USC	40

### CHARTING THE HUSKERS

#### ALL-TIME WINS

RK.	SCHOOL	WINS
1.	Michigan	964
2.	Ohio State	928
3.	Alabama	923
4.	Texas	921
5.	Notre Dame	916
6.	Oklahoma	914
7.	<b>Nebraska</b>	<b>903</b>

#### CONFERENCE TITLES

RK.	SCHOOL	TITLES
1.	Oklahoma	49
2.	<b>Nebraska</b>	<b>46</b>
3.	Michigan	42

#### AP NATIONAL TITLES

RK.	SCHOOL	TITLES
1.	Alabama	11
2.	Notre Dame	8
3.	Oklahoma	7
4.	Miami	5
	Ohio State	5
	USC	5
t-7.	<b>Nebraska</b>	<b>4</b>

#### COACHES POLL NATIONAL TITLES

RK.	SCHOOL	TITLES
1.	Alabama	10
2.	Oklahoma	6
3.	USC	5
t-4.	<b>Nebraska</b>	<b>4</b>

#### NATIONAL TITLES SINCE 1970

RK.	SCHOOL	TITLES
1.	Alabama	11
2.	<b>Nebraska</b>	<b>5</b>
	Miami	5

#### BOWL APPEARANCES

RK.	SCHOOL	BOWLS
1.	Alabama	65
2.	Texas	55
3.	Georgia	54
4.	<b>Nebraska</b>	<b>53</b>

#### HEISMAN TROPHY WINNERS

RK.	SCHOOL	WINNERS
1.	Notre Dame	7
	Ohio State	7
	Oklahoma	7
4.	USC	6
t-5.	<b>Nebraska</b>	<b>3</b>

#### NFL DRAFT PICKS

RK.	SCHOOL	PICKS
1.	USC	511
	Notre Dame	511
3.	Ohio State	463
4.	Oklahoma	397
5.	Michigan	379
6.	Alabama	374
7.	<b>Nebraska</b>	<b>361</b>



**CHARTING THE HUSKERS**

**CONSECUTIVE HOME SELLOUTS\***

RK.	SCHOOL	SELLOUTS
1.	<b>Nebraska</b>	<b>375</b>
2.	Oklahoma	129

\*2020 season not counted due to pandemic

**WINS THE LAST 50 SEASONS**

RK.	SCHOOL	WINS
1.	Oklahoma	471
2.	Ohio State	465
3.	<b>Nebraska</b>	<b>458</b>
4.	Alabama	453

**WINS THE LAST 40 SEASONS**

RK.	SCHOOL	WINS
1.	Ohio State	374
2.	Oklahoma	366
3.	<b>Nebraska</b>	<b>361</b>
4.	Florida State	358

**WINS THE LAST 30 SEASONS**

RK.	SCHOOL	WINS
1.	Ohio State	294
2.	Florida	280
3.	Oklahoma	277
4.	Georgia	271
5.	Florida State	270
6.	Alabama	264
7.	Clemson	261
8.	<b>Nebraska</b>	<b>259</b>
9.	Virginia Tech	258
	Wisconsin	258

**9-WIN SEASONS**

RK.	SCHOOL	SEASONS
1.	<b>Nebraska</b>	<b>50</b>
	Alabama	50
3.	Oklahoma	47

**10-WIN SEASONS**

RK.	SCHOOL	SEASONS
1.	Oklahoma	40
2.	Alabama	39
3.	Michigan	29
4.	<b>Nebraska</b>	<b>27</b>

**WEEKS RANKED IN AP POLL**

RK.	SCHOOL	WEEKS
1.	Ohio State	927
2.	Michigan	871
3.	Oklahoma	854
4.	Notre Dame	826
5.	Alabama	818
6.	USC	774
7.	<b>Nebraska</b>	<b>729</b>

**WEEKS RANKED NO. 1 IN AP POLL**

RK.	SCHOOL	WEEKS
1.	Alabama	126
2.	Ohio State	106
3.	Oklahoma	102
4.	Notre Dame	99
5.	USC	91
6.	Florida State	72
7.	<b>Nebraska</b>	<b>71</b>

**WEEKS IN THE AP POLL TOP 10**

RK.	SCHOOL	WEEKS
1.	Ohio State	647
2.	Oklahoma	606
3.	Alabama	577
4.	Notre Dame	567
5.	Michigan	522
6.	<b>Nebraska</b>	<b>518</b>

**MOST ASSOCIATED PRESS NATIONAL CHAMPIONSHIPS**

RK.	TEAM	TITLES	LAST
1.	Alabama	11	2017
2.	Notre Dame	8	1988
3.	Oklahoma	7	2000
4.	Miami	5	2001
	Ohio State	5	2014
	USC	5	2004
7.	<b>Nebraska</b>	<b>4</b>	<b>1995</b>
	Minnesota	4	1960

**MOST COACHES POLL NATIONAL CHAMPIONSHIPS**

RK.	TEAM	TITLES	LAST
1.	Alabama	10	2017
2.	Oklahoma	6	2000
3.	USC	5	1978
4.	<b>Nebraska</b>	<b>4</b>	<b>1997</b>
	Miami	4	2001
	Texas	4	2005
	Ohio State	4	2014

**NEBRASKA BOASTS HIGHEST-EVER GSR SCORE**

Nebraska student-athletes have posted a 94 percent NCAA Graduation Success Rate (GSR), continuing the Huskers' long tradition of being a national leader in the classroom. The NCAA released its GSR scores on Nov. 17, with Nebraska recording its highest all student-athlete rate for the eighth consecutive year. It also marked the third straight year Nebraska has achieved a GSR of 90 percent or higher.

At the conference level, the 94 percent mark is tied for second among 14 Big Ten schools. On the national scale, Nebraska's GSR ranks in a tie for 10th among 65 Power Five Schools, and third among public institutions at the Power Five level.

The Husker football program continues a long tradition of ranking among national academic leaders. The football program achieved an 88 percent GSR, well above the national average of 80 percent among FBS schools. Nebraska's 88 percent GSR in football ranks 10th among public institutions at the Power Five Conference level.

The 94 percent GSR rate is another milestone for a program that has long been a national leader in academic and athletic achievement. Nebraska leads the nation with 340 CoSIDA Academic All-Americans in school history across all sports. Nebraska also leads the nation with 18 NCAA Today's Top 10 Award winners.

**NEBRASKA ALSO EXCELS IN THE CLASSROOM**

Nebraska's rich tradition is not limited to the field, as the Huskers have been outstanding in the classroom as well.

- Nebraska owns the NCAA record with 340 CoSIDA Academic All-Americans across all sports.
- Husker football has produced 108 CoSIDA Academic All-Americans, the most of any single sport in NCAA history.
- Nebraska owns the NCAA record with 17 NCAA Top 10 Award Winners, which is considered the "Heisman Trophy" of academics for NCAA student-athletes.
- Nebraska football has produced nine NCAA Top 10 Award winners, the most of any single team in NCAA history.
- Nebraska recorded an all-time high in the most recent NCAA Graduation Success Rate numbers released on Nov. 17. Nebraska's all-sports GSR rate of 94 percent marked the eighth consecutive year the Huskers GSR rate had improved.
- The football team posted a program-record team grade-point average of 3.297 in the 2020 spring semester. Entering this fall, the team's 3.149 cumulative GPA was also the highest in program history.
- A total of 11 Huskers are playing the 2020 season as graduates, including 10 of 18 seniors.
- Six more Huskers are on track to graduate in December. If that happens, 15 members of the 18-player senior class - and two juniors - will have earned their degrees before season's end.

**NEBRASKA FOOTBALL NCAA RECORDS**

**375**

CONSECUTIVE SELLOUTS

**108**

ACADEMIC ALL-AMERICANS

**50**

9-WIN SEASONS

# 2020 NEBRASKA SEASON NOTEBOOK

## HUSKERS HONOR FLIPPIN

- Nebraska is wearing a helmet decal this year in honor of George Flippin. Flippin, who lettered from 1892-94, was NU's first African-American player. He was elected a captain for the 1895 season, but did not participate in that year. Flippin went on to practice medicine in Stromsburg, Neb.

## SCHEDULE NOTES

- Nebraska was scheduled to play more than half of its schedule against top-15 teams from a year ago, facing a top-15 team in five of its eight scheduled games.

### 2019 TOP-15 TEAMS ON SCHEDULE

GM	DATE	OPPONENT	RANK
1	Oct. 24	at Ohio St.	3rd
2	Oct. 31	Wisconsin	11th
4	Nov. 14	Penn St.	9th
7	Nov. 27	at Iowa	15th
9	Dec. 12	Minnesota	10th

- Nebraska and Arkansas are the only teams in the country that were scheduled to play more than four top-15 opponents from a season ago. Arkansas faces five 2019 top-15 opponents in 10 games, while Nebraska faces five top-15 opponents in its eight scheduled games.
- The Huskers' original 12-game schedule was altered to become a 10-game conference-only schedule on Aug. 5. Six days later on Aug. 11, the Big Ten Conference postponed the season. The Big Ten then announced a nine-game conference-only slate on Sept. 16.
- With a nine-game schedule, now reduced to eight games, Nebraska is set to play its fewest regular-season games since an eight-game slate in 1944. Nebraska also opened the season on its latest date (Oct. 24) since 1892.

## COACHING STAFF NOTES

- **Scott Frost** is in his fifth season as a head coach. Frost is one of four former Husker players to return to the Nebraska sideline as head coach, and he is one of 17 FBS head coaches coaching at his alma mater in 2020.
- Nebraska's staff also includes former Huskers **Greg Austin** (2003-06), **Ryan Held** (1993-96) and **Barrett Ruud** (2001-04).
- Frost is one of only four FBS head coaches to win a national title as a player. Both Frost (1995 & 1997) and Ryan Held (1994 & 1995) were two-time national champions as players at Nebraska.
- Frost and seven of his 10 assistant coaches are in their fifth consecutive season working together, including two seasons at UCF.
- There are two new addition to the staff in 2020. Matt Lubick is in his first season as the Huskers' offensive coordinator and wide receivers coach. Mike Dawson, who spent the 2016 and 2017 seasons on Frost's UCF staff and the 2018 season on Frost's Nebraska staff, returns to Lincoln to coach the outside linebackers.

- Frost was the consensus choice as the 2017 national coach of the year, while offensive coordinator **Matt Lubick** was a finalist for AFCA Assistant Coach of the Year in 2012. Defensive coordinator **Erik Chinander** was a nominee for the 2016 Broyles Award and quarterbacks coach **Mario Verduzco** was a Broyles Award nominee in 2018.

## ROSTER NOTES

- Nebraska's roster features 154 players. NU is believed to have the largest roster of any non-service academy in the country.
- The roster features players from 27 states, including 64 homegrown Huskers. Besides Nebraska, the states with at least five players on the roster are: Florida (10), Georgia (8), Iowa (8), Texas (7), Colorado (6), Arizona (5) and Oklahoma (5).
- The roster also features three players from foreign countries in **Daniel Cerni** (Australia), **Barron Miles Jr.** (Canada) and **Nouredin Nouili** (Germany).
- The roster features 53 newcomers, including 39 true freshmen and 14 transfers. NU added five FBS transfers - four from Power Five teams - one FCS transfer and eight junior college transfers.
- More than two-thirds of the Husker roster is underclassmen, as 109 of the 154 players are either freshmen or sophomores (71 percent).
- Nebraska has 79 freshmen on its roster, more than the sophomore, junior and senior classes combined. Fifty-one percent of NU's roster is freshmen, the second straight season freshmen have made up more than half of the roster.
- Nebraska has four sets of brothers on its 2020 roster (**Brant & Brig Banks; Ian & Nate Boerkircher; Matt & Will Farniok; Connor & Corbin Ruth**). The four sets of brothers ties for the second-most brothers on any FBS roster.
- The Husker team captains are seniors **Dicaprio Bootle**, **Matt Farniok** and **Collin Miller** and juniors **Adrian Martinez** and **Kade Warner**. Farniok and Martinez are serving as captains for the second straight season.

## ACADEMIC NOTES

- A total of 11 Huskers are playing the 2020 season as graduates, including 10 of 18 seniors.

### HUSKERS WHO HAVE EARNED DEGREES

- » Dicaprio Bootle
- » Jared Bubak
- » Connor Culp
- » Damian Daniels
- » JoJo Domann
- » Matt Farniok
- » Levi Falck
- » Christian Gaylord
- » Ben Stille
- » Jack Stoll
- » Deontai Williams

- Six more Huskers are on track to graduate in December. If that happens, 15 members of the 18-player senior class - and two juniors - will have earned their degrees before season's end.
- Nebraska posted a 3.297 team GPA in the 2020 spring semester, the highest team GPA in program history. NU also entered this semester with a 3.149 cumulative team grade-point average, the highest in program history.

## CAREER STARTS - OFFENSE

PLAYER	'17	'18	'19	'20	ALL
Jaimes	9	12	12	4	37
M. Farniok	4	12	12	4	32
Stoll	0	12	12	1	25
Martinez	-	11	10	2	23
Wilson	0	9	12	2	23
Falck	3&	9&	3&	3	18
Mills	7*	-	6	3	16
Warner	-	7	5	4	16
Jurgens	-	-	12	3	15
Hixson	-	0	12	-	12
Nouili	-	-	7#	-	7
Allen	-	0	5	3	8
Robinson	-	-	4	4	8
Benhart	-	-	0	4	4
Piper	-	-	0	3	3
Brown	-	-	-	1	1
Martin	-	1^	0	-	1
Scott	-	-	-	1	1

\*2016 at Georgia Tech; &-South Dakota #at Colorado State; ^at Michigan

## CAREER STARTS - DEFENSE

PLAYER	'17	'18	'19	'20	ALL
Bootle	1	12	12	4	29
Stille	1	11	2	4	18
Dismuke	1	0	12	4	17
Miller	0	0	12	4	16
Taylor-Britt	-	0	10	3	13
Domann	-	2	6	4	12
Tannor	-	0	5	2	7
D. Williams	-	1	1	3	5
Nelson	-	-	0	4	4
Daniels	-	0	1	2	3
Honas	-	0	0	3	3
Robinson	-	-	0	3	3
Clark	-	0	1	-	1
Reimer	-	-	0	1	1
Rogers	-	0	0	1	1
Farmer	-	-	0	1	1
Newsome	-	-	0	1	1

## CAREER STARTS - SPECIAL TEAMS

PLAYER	'17	'18	'19	'20	ALL
Culp	10*	-	-	4	14
Przystup	-	3#	-	4	7
McCallum	-	-	4	-	4

\*at LSU; #at Michigan State

## CONSECUTIVE STARTS (MIN. 15)

PLAYER, POSITION	STARTS
Brenden Jaimes, OT	37
Dicaprio Bootle, CB	28
Matt Farniok, OG	28
Marquel Dismuke, S	16
Collin Miller, ILB	16

**COACHING LEDGER**

**NEBRASKA (2018-PRESENT)**

- Head Coach (10-18 Record)

**UCF (2016-17)**

- Head Coach (19-7 Record)

**OREGON (2009-15)**

- Offensive Coordinator (2013-15)
- Assistant Coach (WR) (2009-12)

**NORTHERN IOWA (2007-08)**

- Co-Defensive Coordinator (2008)
- Assistant Coach (LB) (2007)

**KANSAS STATE (2006)**

- Graduate Assistant

**NEBRASKA (2002)**

- Graduate Assistant

**YEARLY TEAM RECORDS**

YEAR	TEAM (ROLE)	RECORD
2007	Northern Iowa (AC)	12-1
2008	Northern Iowa (DC)	12-3
2009	Oregon (AC)	10-3
2010	Oregon (AC)	12-1
2011	Oregon (AC)	12-2
2012	Oregon (AC)	12-1
2013	Oregon (OC)	11-2
2014	Oregon (OC)	13-2
2015	Oregon (OC)	9-3
2016	UCF (HC)	6-7
2017	UCF (HC)	13-0
2018	Nebraska (HC)	4-8
2019	Nebraska (HC)	5-7
2020	Nebraska (HC)	1-3

**HEAD COACHING RECORD** 29-25  
**OVERALL RECORD** 132-43

**YEARLY TEAM RANKINGS**

YEAR	TEAM (ROLE)	RANK
2007	UNI (AC)	4th
2008	UNI (DC)	4th
2009	Oregon (AC)	11th
2010	Oregon (AC)	3rd
2011	Oregon (AC)	4th
2012	Oregon (AC)	2nd
2013	Oregon (OC)	9th
2014	Oregon (OC)	2nd
2015	Oregon (OC)	14th
2016	UCF (HC)	NR
2017	UCF (HC)	6th
2018	Nebraska (HC)	NR
2019	Nebraska (HC)	NR

**CONFERENCE TITLES (7)**

YEAR	TEAM	CONFERENCE
2007	UNI (AC)	Gateway
2008	UNI (DC)	Missouri Valley
2009	Oregon (AC)	Pac-10
2010	Oregon (AC)	Pac-10
2011	Oregon (AC)	Pac-12
2014	Oregon (OC)	Pac-12
2017	UCF (HC)	American

**PLAYING LEDGER**

**NATIONAL FOOTBALL LEAGUE**

- 3rd-Round Pick in 1998 NFL Draft
- 6-Year NFL Career at Safety

**COLLEGE (NEBRASKA & STANFORD)**

- 1995 & 1997 National Champion at Nebraska
- 24-2 Record as Starting Quarterback
- 1996 Big 12 Newcomer of the Year
- Stanford Two-Way Starter (QB & S; 1993-94)

**HEAD COACH SCOTT FROST**



**HISTORIC TURNAROUND AT UCF**

At UCF, Frost produced the greatest two-year turnaround in college football history, inheriting an 0-12 team and leading the Knights to a 13-0 record just two years later.

- In his first season in 2016, Frost made history as the only first-time head coach in FBS history to make a bowl game with a team that was winless the previous season.
- UCF tied for the national lead with a six-win improvement from the 2015 to 2016 season. The Knights then ranked third nationally after improving by seven wins from the 2016 to 2017 season.
- The Knights' seven-win improvement from 2016 to 2017 ranked 11th in NCAA history and marked just the second time ever a bowl team improved by more than six wins the next season.
- UCF was the American Athletic Conference and Peach Bowl champions and was the only FBS team to go undefeated in 2017.
- Frost called UCF's plays, orchestrating the greatest two-year offensive turnaround in NCAA history. The Knights went from last to fifth in total offense, improving their output by more than 260 yards per game. UCF also went from third-to-last to first in scoring offense, improving by nearly 35 points per game.

**13-0 AS A PLAYER & COACH**

In his second year as a head coach, Scott Frost guided UCF to a 13-0 record in 2017, when the Knights were the nation's only undefeated team.

- Frost became the fourth coach in FBS history to post a 13-0 record or better in either his first or second season as a head coach. Among that quartet, Frost is the only coach who inherited a team that won fewer than five games, as UCF went 0-12 the year before Frost's arrival.
- Frost is one of only seven active FBS head coaches who has posted a 13-0 season or better, joining Jimbo Fisher, Ed Orgeron, Gary Patterson, Nick Saban, Dabo Swinney and Kyle Whittingham.
- Frost also led Nebraska to a 13-0 record and a national title as the Huskers' starting quarterback in 1997. Frost was the first person in NCAA history to be part of a 13-0 season as both a player and a head coach.

**NATIONAL COACH OF THE YEAR**

Frost was the consensus choice as the 2017 national coach of the year, earning the honor from at least eight different organizations.

- Frost won the 2017 Paul "Bear" Bryant Award as the national coach of the year. He joined Chris Petersen (2006 & 2009, Boise State) as the only coaches in the 32-year history of the award to win the honor while coaching a team outside of a Power Five Conference.
- Frost was also the AP Coach of the Year, becoming the sixth coach to win the award in his first or second season as a head coach.

**FROST A TOP OFFENSIVE COACH**

For each of the last 12 years, Scott Frost has either been an offensive assistant, offensive coordinator or head coach who calls the offensive plays. During that time, he has consistently proven to be one of the nation's finest offensive coaches.

- In 11 previous seasons coaching offense, Frost has worked with eight units that finished in the top 10 nationally in scoring, including seven that ranked in the top five.
- Frost has also been a part of seven teams that ranked in the top 10 nationally in total offense the past 11 seasons.

**FROST A PROVEN WINNER**

Frost is a proven winner. In his 14-year full-time coaching career, Frost's teams have combined for a 132-43 record.

- Frost teams have averaged more than 10 wins per season, including seven 12-win campaigns.
- He has won seven conference titles in 13 years.
- Frost has coached in two national title games and his teams have finished with a top-10 ranking eight times in the past 13 years.
- In two seasons as UCF's head coach, the Knights were the nation's most improved team in 2016 and were the only FBS team to go undefeated in 2017.
- As a Husker quarterback, Frost was a two-time national champion who helped NU to a 36-2 record, including a 24-2 mark as a starter.
- Frost is one of four active head coaches who won a national title as a player and is the only coach who won multiple national titles.



## NEBRASKA ASSISTANT COACHES



### MATT LUBICK

#### OFFENSIVE COORDINATOR WIDE RECEIVERS

- 1st Season at Nebraska
- 25th Career Season
- 4th Year as an Offensive Coord.

Lubick has coached in the ACC, Big Ten and Pac-12, serving as offensive coordinator at Oregon, Washington and Nebraska. In his past six seasons, Lubick has worked with four top-25 scoring offenses. In each of his three seasons as a coordinator, Lubick's teams have ranked in the top 25 nationally in completion percentage. The 2012 National Wide Receivers Coach of the Year, Lubick coached two of the 10 all-time leading receivers at Washington.



### GREG AUSTIN

#### OFFENSIVE LINE RUN GAME COORDINATOR

- 3rd Season at Nebraska
- 11th Career Season
- 2 Years of NFL Experience

A former All-Big 12 Husker offensive lineman, Austin has coached the offensive line at the Power Five (Oregon, Nebraska) and NFL (Philadelphia) levels. His lines have paved the way for a top-25 offense at each of his three collegiate stops (Oregon, UCF and Nebraska).



### SEAN BECKTON

#### TIGHT ENDS

- 3rd Season at Nebraska
- 25th Career Season
- 22 Years of Collegiate Experience

Beckton is a veteran coach who has developed NFL draft picks at three different positions: cornerback, wide receiver and tight end. Husker tight ends set career highs in every category in 2018 and topped those marks in nearly every area in 2019.



### RYAN HELD

#### RUNNING BACKS RECRUITING COORDINATOR

- 3rd Season at Nebraska
- 21st Career Season
- 13 Years as a Head Coach

Held won two national titles as a player at Nebraska, and he has won two national titles as a coach (Nebraska & Tennessee). He has coached a running back who has ranked in the top 15 nationally in yards per carry two of the last three seasons.



### MARIO VERDUZCO

#### QUARTERBACKS

- 3rd Season at Nebraska
- 44th Career Season
- 34 Years of Collegiate Experience

Verduzco was a nominee for assistant coach of the year in 2018 after Adrian Martinez was the second true freshman in NCAA history to average 200 yards passing and 50 yards rushing per game. In 2017, UCF's McKenzie Milton was second nationally in pass efficiency.



### ERIK CHINANDER

#### DEFENSIVE COORDINATOR

- 3rd Season at Nebraska
- 18th Career Season
- 5th Year as an Defensive Coord.

Chinander boasts NFL coaching experience and has coached in two FBS national title games and one FCS Championship Game. He earned a nomination for the Broyles Award at UCF in 2016, when his defense was the primary reason the Knights qualified for a bowl game one year after a winless campaign. The defense then preserved UCF's perfect season in 2017 with a pair of game-clinching interceptions in the conference title game and the Peach Bowl.



### MIKE DAWSON

#### OUTSIDE LINEBACKERS

- 1st Season at NU (2nd Overall)
- 22nd Career Season
- 4 Years of NFL Experience

Dawson boasts four years of NFL coaching experience, and he also has experience as a collegiate defensive coordinator. Dawson has experience coaching both defensive linemen and outside linebackers at the Power Five level and in the NFL.



### TRAVIS FISHER

#### DEFENSIVE BACKS

- 3rd Season at Nebraska
- 8th Career Season

Fisher is a rising star following a nine-year NFL career. He has coached eight all-conference defensive backs in the last four years, and three of NU's secondary starters were All-Big Ten in 2019. Fisher's units have ranked in the top 25 in interceptions twice in the last four years.



### BARRETT RUUD

#### INSIDE LINEBACKERS

- 3rd Season at Nebraska
- 6th Career Season

Mohamed Barry totaled more than 200 tackles in his two seasons under Ruud, earning All-Big Ten honors both years. Ruud is Nebraska's all-time leading tackler, and he posted four consecutive 100-tackle seasons for the Tampa Bay Bucs as part of his eight-year NFL career.



### TONY TUIOTI

#### DEFENSIVE LINE

- 2nd Season at Nebraska
- 18th Career Season
- 2 Years of NFL Experience

Tuioti has NFL experience as a defensive line coach and has coached at two of the seven winningest programs in NCAA history. All three of his 2019 starting defensive linemen are on NFL rosters this season, with two of those three being selected in the 2020 NFL Draft.

## GAME DAY COACHING SPOTS

### SIDELINES

- Scott Frost, Head Coach
- Greg Austin, Defensive Line
- Sean Beckton, Tight Ends
- Travis Fisher, Defensive Backs
- Ryan Held, Running Backs
- Barrett Ruud, Inside Linebackers
- Tony Tuioti, Defensive Line

### COACHES BOOTH

- Erik Chinander, Defensive Coordinator
- Mike Dawson, Outside Linebackers
- Matt Lubick, Offensive Coordinator/WRs
- Mario Verduzco, Quarterbacks

## NEBRASKA SUPPORT STAFF

### STRENGTH COACHES

- Zach Duval, Head Strength Coach
- Jasen Carlson, Assistant Strength Coach
- Dan Millington, Assistant Strength Coach
- Andrew Strop, Assistant Strength Coach

### FOOTBALL ADMINISTRATION

- Gerrod Lambrecht, Chief of Staff
- Matt Davison, Associate A.D. - Football
- Andrew Sims, Assoc. Dir. of Football Oper.
- Joni Duff, Football Administrative Assistant

### ANALYSTS & QUALITY CONTROL

- Jonathan Rutledge, Senior Special Teams Analyst
- Frank Verducci, Senior Offensive Analyst
- Mike Cassano, Offensive Analyst
- Bobby Maffei, Defensive Analyst
- Bill McGovern, Defensive Analyst
- Steve Cooper, Offensive Quality Control
- Steve Demeo, Assistant Quality Control
- Sean Beckton Jr., Develop. Perf. Quality Control

### PLAYER PERSONNEL & RECRUITING

- Sean Dillon, Director of Player Personnel
- Ryan Callaghan, Asst. Dir. of Player Personnel
- Ron Brown, Director of Player Development
- Kenny Wilhite, Director of High School Relations
- Trent Mossbrucker, Dir. of Recruiting & Admin.

### GRADUATE ASSISTANTS

- Demeitre Brim
- David Parker
- Tony Washington Jr.

### FOOTBALL VIDEO & CREATIVE STAFF

- Matt Haron, Director of Video Technology
- Orah Garst, Dir. of Creative & Engagement
- CJ Campbell, Director of Graphic Design

### OTHER STAFF

- Jay Terry, Assistant A.D. - Equipment Operations
- Mark Mayer, Head Football Athletic Trainer
- Jason Amadio, Assistant Athletic Trainer
- Drew Hamblin, Assistant Athletic Trainer
- Dave Ellis, Director of Performance Nutrition
- Brett Haskell, Director of Sport Psychology



# SCOUTING IOWA (3-2)



Iowa started the season 0-2 but has won its last three straight including a 41-21 victory over Penn State last weekend. The Hawkeyes scored 28 unanswered points in the second and third quarters in the win over the Nittany Lions. The victory gave head coach Kirk Ferentz his 100th career Big Ten win. He joined Ohio State's Woody Hayes (153 wins), Michigan's Bo Schembechler (143) and Chicago's Amos Alonzo Stagg (115) in the Big Ten's 100-win coaching fraternity.

10/24	@ Purdue	L, 20-24
10/31	Northwestern	L, 20-21
11/7	Michigan St.	W, 49-7
11/13	@ Minnesota	W, 35-7
11/21	@ Penn St.	W, 41-21
11/27	Nebraska	Noon
12/5	@ Illinois	TBA
12/12	Wisconsin	TBA

Iowa's defense has been solid this season, allowing just 16.0 points per game, which ranks third in the conference and ninth nationally. The Hawkeyes rank fourth in the Big Ten in rushing defense with 102.6 yards per game and third in the conference with 217.2 passing yards allowed per game and 319.8 total yards allowed per game. Iowa leads the conference in net punting with 44.5 yards per game.

On offense, Spencer Petras is 90-for-162 in the air with 945 passing yards and three touchdowns. On the ground, Tyler Goodson and Mekhi Sargent each have six touchdowns.

## IOWA STATISTICAL LEADERS

RUSHING	ATT.	YDS	YPC	YPG	TD
Tyler Goodson	83	453	5.5	90.6	6
Mekhi Sargent	48	309	6.4	61.8	6

PASSING	CMP-ATT-INT	PCT	YDS	YPG	TD
Spencer Petras	90-162-4	55.6	945	189.0	3
Alex Padilla	1-2-0	50.0	12	6.0	0

RECEIVING	ATT.	YDS	YPC	YPG	TD
Sam LaPorta	17	165	9.7	33.0	0
Nico Ragaini	15	165	11.0	33.0	0
Tyrone Tracy	13	148	11.4	29.6	0
Brandon Smith	12	115	9.6	23.0	2
Ihmir Smith-Marsette	11	129	11.7	32.2	1

PUNTING	NO.	YDS	AVG	LG	I20	50+
Tory Taylor	25	1,137	45.5	61	14	8

PUNT RET.	NO.	YDS	AVG	TD
Charlie Jones	13	155	11.9	1

KICK RET.	NO.	YDS	AVG	TD
I. Smith-Marsette	5	123	24.6	0
Sam LaPorta	1	0	0.0	0

FIELD GOALS	FG-ATT	PCT	LG
Keith Duncan	6-9	66.7	47
Caleb Shudak	0-1	0.0	0

TACKLES	TACK	TFL	SCK
Nick Niemann	49	2.0	0.0
Seth Benson	36	0.5	0.0
Jack Koerner	30	2.0	0.0
Daviyon Nixon	28	8.5	4.0
Riley Moss	28	0.5	0.0
Chauncey Golston	24	6.0	3.0

## HEAD COACH INFORMATION



HEAD COACH  
**KIRK FERENTZ**

- 22nd Season (165-106)
- 25th Career Season (177-127)

Kirk Ferentz is in his 22nd year as head football coach at the University of Iowa, and 31st season overall at the University. With Iowa's 33-7 win over Northern Illinois in the opening game of the 2018 season, Ferentz recorded win No. 144 as Iowa's head coach, surpassing the late Hayden Fry as the winningest football coach in program history.

Ferentz is the longest tenured head football coach in the nation. Under Ferentz' leadership the Iowa football program has made 17 bowl game appearances since 2001.

Ferentz has guided the Hawkeyes to eight wins or more each of the past five seasons and 12 seasons overall since 2003. Iowa has appeared in 11 January bowl games under Ferentz. The Hawkeyes have won three straight bowl games for the second time under Ferentz (2008-10 and 2017-19).

## KIRK FERENTZ VS. NEBRASKA

DATE	LOCATION	SCORE
11/25/2011	Lincoln	L, 7-20
11/23/2012	Iowa City	L, 7-13
11/29/2013	Lincoln	W, 38-17
11/28/2014	Iowa City	L, 34-37 (OT)
11/27/2015	Lincoln	W, 28-20
11/25/2016	Iowa City	W, 40-10
11/24/2017	Lincoln	W, 56-14
11/23/2018	Iowa City	W, 31-28
11/29/2019	Lincoln	W, 27-24

## IOWA INFORMATION

Iowa began playing football in 1889, one year before Nebraska. The Hawkeyes have won more than 660 all-time games. Iowa claims five national championships in 1921, 1922, 1956, 1958 and 1960. The Hawkeyes have also won 11 Big Ten Conference championships, with the first coming in 1900 and the most recent in 2004. Four of the 11 Big Ten titles have been outright titles, while the other seven have all be co-championships. Iowa has appeared in 33 bowl games and has had one Heisman Trophy winner, Nile Kinnick in 1939.

Recently, Iowa is perhaps best known for its coaching stability. The Hawkeyes have had only two coaches since 1979. Hayden Fry led Iowa to a 143-89-6 record in 20 seasons from 1979 to 1998, and Kirk Ferentz is 162-104 with the Hawkeyes since his first season in 1999.

- **First Year:** 1889
- **All-Time Record:** 664-561-39
- **Bowl Games Record:** 17-15-1
- **Conference Titles:** 11
- **National Titles:** 5
- **Stadium:** Kinnick Stadium
- **Capacity:** 69,250
- **Playing Surface:** FieldTurf
- **Location:** Iowa City, Iowa
- **Enrollment:** 32,948
- **Colors:** Black & Gold

STATISTICAL RANKING COMPARISON						
NEB	NAT.	B1G	CATEGORY	B1G	NAT.	IOWA
198.8	36th	4th	Rushing Offense	6th	49th	181.6
176.8	109th	13th	Passing Offense	12th	102nd	191.4
375.5	83rd	10th	Total Offense	11th	86th	373.0
20.8	106th	13th	Scoring Offense	4th	41st	33.0
223.3	115th	13th	Rushing Defense	4th	14th	102.6
226.5	52nd	5th	Pass Defense	3rd	39th	217.2
449.8	97th	11th	Total Defense	3rd	17th	319.8
34.2	93rd	9th	Scoring Defense	3rd	9th	16.0
32%	111th	14th	3rd-Down Offense	10th	86th	37%
54%	121st	14th	3rd-Down Defense	8th	84th	43%
82%	68th	7th	Red Zone Offense	4th	41st	88%
82%	50th	8th	Red Zone Defense	7th	29th	77%
36.1	99th	11th	Net Punting	1st	7th	44.5
8.5	56th	9th	Punt Returns	4th	27th	11.9
17.6	122nd	13th	Punt Return Defense	5th	47th	6.0
18.3	91st	8th	Kickoff Returns	4th	55th	20.5
15.7	13th	3rd	Kick Return Defense	2nd	11th	15.5
7.3	98th	12th	Penalties	5th	41st	5.4
62.5	93rd	10th	Penalty Yards	5th	34th	45.0
5	86th	8th	Turnovers Gained	4th	20th	14
10	75th	11th	Turnovers Lost	7th	47th	7
-1.25	118th	12th	Turnover Margin	3rd	7th	1.40

# THE LAST TIME AN INDIVIDUAL...

## OFFENSE

### 100 YARDS RUSHING

**Nebraska:** Luke McCaffrey (122) vs. Illinois (Nov. 21, 2020)  
**Opponent:** Mike Epstein (113) and Chase Brown (110), Illinois (Nov. 21, 2020)

### 200 YARDS RUSHING

**Nebraska:** Ameer Abdullah (225), vs. Rutgers (Oct. 25, 2014)  
**Opponent:** Jonathan Taylor (204), vs. Wisconsin (Nov. 16, 2019)

### 300 YARDS RUSHING

**Nebraska:** Roy Helu Jr. (307), vs. Missouri (Oct. 30, 2010)  
**Opponent:** Melvin Gordon (408), at Wisconsin (Nov. 15, 2014)

### 4 RUSHING TOUCHDOWNS

**Nebraska:** Ameer Abdullah (4), at Northwestern (Oct. 18, 2014)  
**Opponent:** Melvin Gordon (4), at Wisconsin (Nov. 15, 2014)

### MORE THAN 4 RUSHING TOUCHDOWNS

**Nebraska:** Calvin Jones (6), at Kansas (Nov. 9, 1991)  
**Opponent:** Chris Brown (6), at Colorado (Nov. 23, 2001)

### 300 YARDS PASSING

**Nebraska:** Adrian Martinez (327), at Illinois (Sept. 21, 2019)  
**Opponent:** Peyton Ramsey (351), Indiana (Oct. 26, 2019)

### 400 YARDS PASSING

**Nebraska:** Tanner Lee, at Purdue (431), Oct. 28, 2017  
**Opponent:** Clayton Thorson (455), at Northwestern (Oct. 13, 2018)

### 500 YARDS PASSING

**Nebraska:** Joe Ganz (510), vs. Kansas State (Nov. 10, 2007)  
**Opponent:** Tim Rattay (590), Louisiana Tech (Aug. 29, 1998)

### 30 COMPLETIONS

**Nebraska:** Tanner Lee (32), at Purdue (Oct. 28, 2017)  
**Opponent:** Clayton Thorson (41), at Northwestern (Oct. 13, 2018)

### 40 COMPLETIONS

**Nebraska:** Never Happened  
**Opponent:** Clayton Thorson (41), at Northwestern (Oct. 13, 2018)

### 4 PASSING TOUCHDOWNS

**Nebraska:** Ryker Fyfe (4), at Purdue (Oct. 31, 2015)  
**Opponent:** J.T. Barrett (5), Ohio St. (Oct. 14, 2017)

### MORE THAN 4 PASSING TOUCHDOWNS

**Nebraska:** Joe Ganz (7), vs. Kansas St. (Nov. 10, 2007)  
**Opponent:** J.T. Barrett (5), Ohio State, Oct. 14, 2017

### TD PASS BY A NON-QUARTERBACK

**Nebraska:** De'Mornay Pierson-El (WR), at Northwestern (Oct. 18, 2014)  
**Opponent:** Tommy Saunders (WR), at Missouri (Oct. 6, 2007)

### 10 RECEPTIONS

**Nebraska:** Stanley Morgan Jr. (10), vs. Minnesota (Oct. 20, 2018)  
**Opponent:** Whop Philyor (14), vs. Indiana (Oct. 26, 2019)

### 100 RECEIVING YARDS

**Nebraska:** JD Spielman (104), at Maryland (Nov. 23, 2019)  
**Opponent:** Garrett Wilson (129) and Chris Olave (104), at Ohio State (Oct. 24, 2020)

### 200 RECEIVING YARDS

**Nebraska:** JD Spielman (209), at Wisconsin (Oct. 6, 2018)  
**Opponent:** Flynn Nagel (220), at Northwestern (Oct. 13, 2018)

### 3 RECEIVING TOUCHDOWNS

**Nebraska:** Brandon Kinnie (3), at Oklahoma State (Oct. 23, 2010)  
**Opponent:** Dezmon Briscoe (3), at Kansas (Nov. 3, 2007)

### 500 TOTAL OFFENSE YARDS

**Nebraska:** Joe Ganz (521), at Colorado (Nov. 23, 2007)  
**Opponent:** Tim Rattay (568), Louisiana Tech (Aug. 29, 1998)

## LONG OFFENSIVE PLAYS

### 60-69 YARD RUN

**Nebraska:** Maurice Washington (60, TD), vs. No. Illinois (Sept. 14, 2019)  
**Opponent:** Reggie Corbin (66, TD), at Illinois (Sept. 21, 2019)

### 70-79 YARD RUN

**Nebraska:** Taylor Martinez (76, TD), vs. Wisconsin (Dec. 1, 2012)  
**Opponent:** Demry Croft (73-TD), at Minnesota (Nov. 11, 2017)

### 80-89 YARD RUN

**Nebraska:** Kenny Bell (82-TD), at Minnesota (Oct. 22, 2011)  
**Opponent:** Jonathan Taylor (88, TD), at Wisconsin (Oct. 6, 2018)

### 90-99 YARD RUN

**Nebraska:** Taylor Martinez (92, TD), at UCLA (Sept. 8, 2012)  
**Opponent:** Ell Roberson (91, TD), Kansas St. (Nov. 16, 2002)

### 60-69 YARD PASS

**Nebraska:** Martinez to Spielman (65, TD), at Colorado, (Sept. 7, 2019)  
**Opponent:** Morgan to Autman-Bell (69), Minnesota (Oct. 20, 2018)

### 70-79 YARD PASS

**Nebraska:** Martinez to Washington (75, TD), at Colorado (Sept. 7, 2019)  
**Opponent:** Levis to Freiermuth (74 yards), Penn St. (Nov. 14, 2020)

### 80-89 YARD PASS

**Nebraska:** Lee to Morgan Jr. (80, TD), vs. Wisconsin (Oct. 7, 2017)  
**Opponent:** Blough to Yancey (88, TD), Purdue (Oct. 22, 2016)

### 90-99 YARD PASS

**Nebraska:** Armstrong Jr. to Enunwa (99, TD), vs. Georgia (Jan. 1, 2014)  
**Opponent:** Montez to Nixon (96, TD), at Colorado (Sept. 7, 2019)

## DEFENSE

### 15 TACKLES

**Nebraska:** Marquel Dismuke (15) vs. Penn State (Nov. 14, 2020)  
**Opponent:** Kamal Martin (15), at Minnesota (Oct. 12, 2019)

### 20 TACKLES

**Nebraska:** Lee Kunz (23), at Oklahoma (Nov. 25, 1977)  
**Opponent:** Michael Boley (20), Southern Miss (Sept. 11, 2004)

### 3.0 OR MORE SACKS

**Nebraska:** Randy Gregory (3.0), at Michigan (Nov. 9, 2013)  
**Opponent:** Mustaf Johnson (3.0), at Colorado (Sept. 7, 2019)

### 5 OR MORE TFLs

**Nebraska:** Cianté Evans (5), vs. Northwestern (Nov. 2, 2013)  
**Opponent:** A.J. Epenesa (5), at Nebraska (Nov. 29, 2019)

### 5 PASS BREAKUPS

**Nebraska:** Dicaprio Bootle (5), at Michigan (Sept. 22, 2018)  
**Opponent:** Never Happened

### 2 INTERCEPTIONS

**Nebraska:** Myles Farmer (2), at Northwestern (Nov. 7, 2020)  
**Opponent:** Jeff Okudah (2), vs. Ohio State (Sept. 28, 2019)

### MORE THAN 2 INTERCEPTIONS

**Nebraska:** Matt O'Hanlon (3), vs. Oklahoma (Nov. 7, 2009)  
**Opponent:** Anthony Brown (3), at Purdue (Oct. 31, 2015)

### RETURNED AN INTERCEPTION FOR A TOUCHDOWN

**Nebraska:** Cam Taylor-Britt (38 yds), vs. Iowa (Nov. 29, 2019)  
**Opponent:** Chris Orr (78 yds), Wisconsin (Oct. 7, 2017)

### RETURNED A FUMBLE FOR A TOUCHDOWN

**Nebraska:** Deontai Williams (26 yards) vs. Penn State (Nov. 14, 2020)  
**Opponent:** Sevyn Banks (55 yards) at Ohio State (Oct. 24, 2020)

**SPECIAL TEAMS****PUNT RETURN TOUCHDOWN**

**Nebraska:** JD Spielman (76 yds), vs. South Alabama (Aug. 31, 2019)  
**Opponent:** Donovan Peoples-Jones (60), at Michigan (Sept. 22, 2018)

**KICKOFF RETURN TOUCHDOWN**

**Nebraska:** JD Spielman (99 yds), vs. Arkansas St. (Sept. 2, 2017)  
**Opponent:** Ihmir Smith-Marsette (99 yds), vs. Nebraska (Nov. 29, 2019)

**BLOCKED PUNT**

**Nebraska:** Eli Sullivan (1) and Eric Lee Jr. (1), at Purdue (Nov. 2, 2019)  
**Opponent:** Keandre Jones (1), Ohio St. (Nov. 3, 2018)

**BLOCKED PUNT RETURNED FOR TOUCHDOWN**

**Nebraska:** Justin Blatchford (25 yds), at Baylor (Oct. 31, 2009)  
**Opponent:** Darren Rus (20 yds), Kansas (Nov. 5, 2005)

**BLOCKED PUNT FOR A SAFETY**

**Nebraska:** Marquel Dismuke (1) vs. Illinois (Nov. 10, 2018)  
**Opponent:** Keandre Jones (1), Ohio St. (Nov. 3, 2018)

**BLOCKED FIELD GOAL**

**Nebraska:** Randy Gregory (1) vs. Minnesota (Nov. 22, 2014)  
**Opponent:** Jalen McKie (1) & Antonio Jones-Davis, No. Ill. (Sept. 14, 2019)

**BLOCKED FG RETURNED FOR TOUCHDOWN**

**Nebraska:** Nathan Gerry (85 yds) vs. Minnesota (Nov. 22, 2014)  
**Opponent:** Never Happened

**THE LAST TIME A TEAM...****OFFENSE****300 YARDS RUSHING**

**Nebraska:** at Maryland, Nov. 23, 2019 (305)  
**Opponent:** vs. Wisconsin, Nov. 16, 2019 (320)

**400 YARDS RUSHING**

**Nebraska:** vs. Illinois, Sept. 27, 2014 (458)  
**Opponent:** at Minnesota, Nov. 11, 2017 (409)

**500 YARDS RUSHING**

**Nebraska:** at Baylor, Oct. 13, 2001 (641)  
**Opponent:** at Wisconsin, Nov. 15, 2014 (581)

**300 YARDS PASSING**

**Nebraska:** at Illinois, Sept. 21, 2019 (327)  
**Opponent:** at Purdue, Nov. 2, 2019 (304)

**400 YARDS PASSING**

**Nebraska:** at Wisconsin, Oct. 6, 2018 (407)  
**Opponent:** at Northwestern, Oct. 13, 2018 (455)

**500 YARDS PASSING**

**Nebraska:** vs. Kansas State, Nov. 10, 2007 (519)  
**Opponent:** Louisiana Tech, Aug. 29, 1998 (590)

**600 YARDS OF OFFENSE**

**Nebraska:** at Illinois, Sept. 21, 2019 (673)  
**Opponent:** at Penn State, Nov. 18, 2017 (609)

**700 YARDS OF OFFENSE**

**Nebraska:** vs. Florida Atlantic, Aug. 30, 2014 (784 yards)  
**Opponent:** Never accomplished

**50 POINTS**

**Nebraska:** at Maryland, Nov. 23, 2019 (Nebraska won 54-7)  
**Opponent:** Ohio State, Oct. 24, 2020 (Ohio State won 52-17)

**60 POINTS**

**Nebraska:** vs. Idaho State, Sept. 22, 2012 (Nebraska won, 73-7)  
**Opponent:** at Ohio State, Nov. 5, 2016 (Ohio State won 62-3)

**TWO 100-YARD RUSHERS**

**Nebraska:** vs. Minnesota, Oct. 20, 2018 (Ozigbo, Martinez, Washington)  
**Opponent:** Illinois, Nov. 21, 2020 (Epstein, Brown)

**THREE 100-YARD RUSHERS**

**Nebraska:** vs. Minnesota, Oct. 20, 2018 (Ozigbo, Martinez, Washington)  
**Opponent:** Wisconsin, Dec. 1, 2012 (Gordon, Ball, White)

**TWO 100-YARD RECEIVERS**

**Nebraska:** at Colorado, Sept. 7, 2019 (Washington, Spielman)  
**Opponent:** Ohio State, Oct. 24, 2020 (Wilson, Olave)

**DEFENSE****POSTED A SHUTOUT**

**Nebraska:** vs. Arizona, Dec. 30, 2009 (33-0)  
**Opponent:** Arizona State, Sept. 21, 1996 (19-0)

**RECORDED A DEFENSIVE SAFETY**

**Nebraska:** vs. Arizona, Dec. 30, 2009 (33-0)  
**Opponent:** Northern Illinois, Sept. 14, 2019 (44-8)

**2 DEFENSIVE TOUCHDOWNS**

**Nebraska:** vs. South Alabama, Aug. 31, 2019 (1 IR, 1 fumble return)  
**Opponent:** Northern Illinois, Sept. 16, 2017 (2 interception returns)

**4 INTERCEPTIONS**

**Nebraska:** vs. Wyoming, Sept. 10, 2016 (5)  
**Opponent:** Oregon, Sept. 9, 2017 (4)

**15 TFLs**

**Nebraska:** at Michigan, Nov. 9, 2013 (16)  
**Opponent:** vs. Oklahoma, Dec. 4, 2010 (17)

**7 OR MORE SACKS**

**Nebraska:** vs. Colorado, Sept. 8, 2018 (7)  
**Opponent:** vs. Oklahoma, Dec. 4, 2010 (7)

**15 PASS BREAKUPS**

**Nebraska:** Kansas, Oct. 2, 2004 (17)  
**Opponent:** Never Happened

**MISCELLANEOUS****SAFETY OF ANY KIND**

**Nebraska:** Blocked Punt vs. Illinois (Nov. 10, 2018)  
**Opponent:** Tackle for Loss, vs. Northern Illinois (Sept. 14, 2019)

**WAS NOT PENALIZED**

**Nebraska:** vs. Maine, Sept. 3, 2005  
**Opponent:** Iowa, Sept. 4, 1999

**OVERCAME A HALFTIME DEFICIT TO WIN**

**Nebraska:** at Illinois, Sept. 21, 2019 (trailed, 21-14, won 42-38)  
**Opponent:** Indiana, Oct. 26, 2019 (trailed, 21-16, won 38-31)

**WON WHEN TRAILING AFTER 3 QUARTERS**

**Nebraska:** at Illinois, Sept. 21, 2019 (trailed 35-27, won 42-38)  
**Opponent:** Colorado, Sept. 7, 2019 (trailed, 17-7, won 34-31 in OT)

**OVERTIME GAME**

at Colorado, Sept. 7, 2019 (Colorado won 34-31)

**NEBRASKA OVERTIME WIN**

at Iowa, Nov. 28, 2014 (Nebraska won 37-34)



**NUMERICAL ROSTER**

NO.	NAME	POS.
0	Ronald Delancy III	CB
1	Wan'Dale Robinson	WR
2	Adrian Martinez	QB
2	Caleb Tannor	OLB
3	Will Honas	ILB
3	Jamie Nance	WR
4	Alante Brown	WR
4	Keem Green	DL
5	Omar Manning	WR
5	Cam Taylor-Britt	CB
6	Marcus Fleming	WR
6	Quinton Newsome	CB
7	Dicaprio Bootle	CB
7	Luke McCaffrey	QB
8	Logan Smothers	QB
8	Deontai Williams	S
9	Marquel Dismuke	S
10	Jackson Hannah	ILB
10	Demariyon Houston	WR
11	Austin Allen	TE
11	Braxton Clark	CB
12	Tamon Lynum	CB
12	Will Nixon	WR
13	JoJo Domann	OLB
14	Rahmir Johnson	RB
14	Brayden Miller	QB
15	Zavier Betts	WR
16	Nadab Joseph	CB
17	Ty Hahn	WR
18	Myles Farmer	S
18	Matt Masker	QB
19	Barron Miles Jr.	WR
21	Noa Pola-Gates	S
22	Cooper Jewett	RB
22	Eteva Mauga-Clements	ILB
23	Isaac Gifford	S
23	Jaquez Yant	RB
24	Blaise Gunnerson	OLB
24	Marvin Scott III	RB
25	Zach Schlager	ILB
25	Ronald Thompkins	RB
26	Dedrick Mills	RB
28	Sevion Morrison	RB
28	Luke Reimer	ILB
29	Bennett Folkers	WR
29	Ashton Hausmann	DB
30	Sami Khawja	P
31	Collin Miller	ILB
31	Zach Weinmaster	RB
32	Niko Cooper	OLB
32	Ryan Novosel	PK
33	Connor Culp	PK
33	Javin Wright	S
34	Simon Otte	OLB
34	Beau Psenick	RB
35	Jimari Butler	OLB
35	Trevin Luben	RB
36	Christian Banker	WR
36	Chase Contreras	PK
37	Isaiah Harris	RB
37	Phalen Sanford	CB
38	Brody Belt	WR
38	Damian Jackson	OLB
39	Bradley Bunner	CB
39	Garrett Hustedt	ILB
40	Daniel Cerni	P
40	Darius Moore	DB
40	Brian Perez	TE
41	Elliott Brown	WR
41	Garrett Snodgrass	ILB
42	Broc Douglass	WR
42	Nick Henrich	OLB
43	Mason Nieman	S
43	Connor Ruth	RB
44	Garrett Nelson	OLB
45	David Alston	OLB
45	Ty Chaffin	WR

**2020 NEBRASKA FOOTBALL ROSTER**

NO.	NAME	POS.	HT.	WT.	YR.	HOMETOWN (HIGH SCHOOL/COLLEGE)
84	Algarin, Matthias	WR	6-0	170	Fr.	Pierz, Minn. (Pierz)
11	<b>** Allen, Austin</b>	<b>TE</b>	<b>6-8</b>	<b>260</b>	<b>Jr.</b>	<b>Aurora, Neb. (Aurora)</b>
45	Alston, David	OLB	6-4	235	So.	Saint Paul, Minn. (Woodbury)
72	Anderson, Matthew	OL	6-6	255	RFr.	Leesville, La. (Leesville)
50	Archer, Jake	ILB	6-0	215	So.	Omaha, Neb. (Skutt Catholic)
73	<b>* Bando, Broc</b>	<b>OL</b>	<b>6-5</b>	<b>315</b>	<b>Jr.</b>	<b>Lincoln, Neb. (IMG Academy [Fla.])</b>
36	Banker, Christian	WR	6-0	190	Jr.	Omaha, Neb. (Skutt Catholic)
74	Banks, Brant	OL	6-7	305	RFr.	Houston, Texas (Westbury Christian)
55	Banks, Brig	LS	6-3	245	Jr.	Houston, Texas (St. Thomas HS/Henderson State)
66	Bayless, Bladen	OL	6-3	260	Fr.	Beatrice, Neb. (Beatrice)
38	<b>* Belt, Brody</b>	<b>WR</b>	<b>5-8</b>	<b>185</b>	<b>So.</b>	<b>Omaha, Neb. (Millard West)</b>
54	Benhart, Bryce	OL	6-9	330	RFr.	Lakeville, Minn. (Lakeville North)
15	Betts, Zavier	WR	6-2	200	Fr.	Bellevue, Neb. (West)
96	Black, Marquis	DL	6-4	310	Fr.	McDonough, Ga. (Eagle's Landing Christian Academy)
59	Boerkircher, Ian	OL	6-6	275	So.	Aurora, Neb. (Aurora/Nebraska-Kearney)
49	Boerkircher, Nate	TE	6-4	220	Fr.	Aurora, Neb. (Aurora)
7	<b>*** Bootle, Dicaprio</b>	<b>CB</b>	<b>5-10</b>	<b>195</b>	<b>Sr.</b>	<b>Miami, Fla. (Southridge)</b>
73	Brannen, Baylor	DL	6-4	260	Fr.	Omaha, Neb. (Millard West)
4	Brown, Alante	WR	5-11	190	Fr.	Chicago, Ill. (Simeon/St. Thomas More [Conn.] Prep)
41	Brown, Elliott	WR	6-1	180	Fr.	Omaha, Neb. (Elkhorn South)
80	Bubak, Jared	TE	6-5	245	Sr.	Lincoln, Neb. (Christian/Arizona State)
85	Bullock, John	CB	6-1	215	RFr.	Omaha, Neb. (Creighton Prep)
39	Bunner, Bradley	OLB	6-0	190	Jr.	Clarkson, Neb. (Clarkson)
35	Butler, Jimari	OLB	6-5	230	Fr.	Mobile, Ala. (Murphy)
58	Cassidy, Chris	ILB	6-1	225	So.	Lincoln, Neb. (Pius X)
40	Cerni, Daniel	P	6-4	220	Fr.	Canberry, Australia (Prokick Australia)
45	Chaffin, Ty	WR	6-5	215	Sr.	Burwell, Neb. (Burwell)
11	<b>* Clark, Braxton</b>	<b>CB</b>	<b>6-4</b>	<b>210</b>	<b>So.</b>	<b>Orlando, Fla. (Dr. Phillips)</b>
79	Conn, Alex	OL	6-6	300	Fr.	Derby, Kan. (Derby)
36	Contreras, Chase	PK	6-1	180	So.	Missouri Valley, Iowa (Missouri Valley/Iowa Western CC)
32	Cooper, Niko	OLB	6-5	225	So.	Memphis, Tenn. (Douglas/Hutchinson [Kan.] CC)
69	Corcoran, Turner	OL	6-6	300	Fr.	Lawrence, Kan. (Free State)
96	Crawford, Tyler	PK	5-10	175	Fr.	Broken Arrow, Okla. (Broken Arrow)
33	Culp, Connor	PK	5-10	190	Sr.	Phoenix, Ariz. (Desert Vista/LSU)
93	<b>** Daniels, Damion</b>	<b>DL</b>	<b>6-3</b>	<b>335</b>	<b>Jr.</b>	<b>Dallas, Texas (Bishop Dunne)</b>
0	Delancy III, Ronald	CB	5-11	185	Fr.	Miami, Fla. (Northwestern)
95	Detlefsen, Grant	P	6-3	210	RFr.	Lincoln, Neb. (Southeast)
9	<b>*** Dismuke, Marquel</b>	<b>S</b>	<b>6-2</b>	<b>215</b>	<b>Sr.</b>	<b>Compton, Calif. (Calabasas)</b>
13	<b>*** Domann, JoJo</b>	<b>OLB</b>	<b>6-1</b>	<b>230</b>	<b>Sr.</b>	<b>Colorado Springs, Colo. (Pine Creek)</b>
42	Douglass, Broc	WR	6-0	160	Fr.	Grand Island, Neb. (Grand Island)
88	Falck, Levi	WR	6-2	205	Sr.	Circle Pines, Minn. (Centennial/South Dakota)
18	<b>* Farmer, Myles</b>	<b>S</b>	<b>6-3</b>	<b>205</b>	<b>RFr.</b>	<b>Atlanta, Ga. (Westlake)</b>
71	<b>*** Farniok, Matt</b>	<b>OL</b>	<b>6-6</b>	<b>330</b>	<b>Sr.</b>	<b>Sioux Falls, S.D. (Washington)</b>
68	Farniok, Will	OL	6-3	295	So.	Sioux Falls, S.D. (Washington)
82	Feist, Colton	DL	6-2	280	So.	Yutan, Neb. (Yutan)
6	Fleming, Marcus	WR	5-10	170	Fr.	Miami, Fla. (Northwestern)
29	Folkers, Bennett	WR	6-2	205	So.	Gothenburg, Neb. (Gothenburg)
78	Fritzsche, Jimmy	OL	6-7	290	RFr.	Greenville, S.C. (Greenville)
65	<b>*** Gaylord, Christian</b>	<b>OL</b>	<b>6-6</b>	<b>310</b>	<b>Sr.</b>	<b>Baldwin City, Kan. (Baldwin City)</b>
23	Gifford, Isaac	S	6-1	205	Fr.	Lincoln, Neb. (Southeast)
46	Goodwin, John	TE	6-2	255	RFr.	Lincoln, Neb. (Lincoln High)
89	Graham, Jamin	DL	6-4	245	RFr.	Attalla, Ala. (Etowah)
4	Green, Keem	DL	6-5	320	Jr.	Sumter, S.C. (Sumter/Highlands [Kan.] CC)
24	Gunnerson, Blaise	OLB	6-6	245	Fr.	Carroll, Iowa (Kuemper Catholic)
47	Guzman, Tyson	S	6-3	210	RFr.	Omaha, Neb. (Westside)
17	Hahn, Ty	WR	6-2	195	Fr.	Johnson, Neb. (Johnson-Brock)
10	Hannah, Jackson	ILB	6-3	220	RFr.	Nashville, Tenn. (Montgomery Bell Academy)
37	Harris, Isaiah	RB	5-9	190	Fr.	Omaha, Neb. (Millard South)
29	Hausmann, Ashton	DB	6-0	205	Fr.	Roca, Neb. (Norris)
93	Heins, Gabe	PK	6-0	185	RFr.	Kearney, Neb. (Kearney)
42	Henrich, Nick	LB	6-4	225	RFr.	Omaha, Neb. (Burke)
80	Herbek, Jacob	DL	6-5	260	RFr.	Grand Island, Neb. (Central Catholic)
87	<b>* Hickman, Chris</b>	<b>WR</b>	<b>6-6</b>	<b>215</b>	<b>RFr.</b>	<b>Omaha, Neb. (Burke)</b>
75	<b>* Hixson, Trent</b>	<b>OL</b>	<b>6-4</b>	<b>320</b>	<b>Jr.</b>	<b>Omaha, Neb. (Skutt Catholic)</b>
3	<b>* Honas, Will</b>	<b>ILB</b>	<b>6-1</b>	<b>230</b>	<b>Sr.</b>	<b>Wichita, Kan. (Bishop Carroll/Butler CC)</b>
10	Houston, Demariyon	WR	6-0	185	RFr.	Oklahoma City, Okla. (Millwood)
39	Hustedt, Garrett	ILB	6-2	230	RFr.	Omaha, Neb. (Mount Michael Benedictine)
72	Hutmacher, Nash	DL	6-5	330	Fr.	Oacoma, S.D. (Chamberlain)
47	Jablonski, Austin	WR	6-2	215	RFr.	Lincoln, Neb. (Pius X)
38	Jackson, Damian	OLB	6-2	275	Jr.	Las Vegas, Nev. (Shadow Ridge)
76	<b>*** James, Brenden</b>	<b>OL</b>	<b>6-6</b>	<b>300</b>	<b>Sr.</b>	<b>Austin, Texas (Lake Travis)</b>
22	Jewett, Cooper	RB	5-10	190	RFr.	Omaha, Neb. (Elkhorn South)
14	<b>* Johnson, Rahmir</b>	<b>RB</b>	<b>5-10</b>	<b>185</b>	<b>RFr.</b>	<b>Oradell, N.J. (Bergen Catholic)</b>
16	Joseph, Nadab	CB	6-2	190	So.	Miami, Fla. (Noland/Independence [Kan.] CC)
51	<b>* Jurgens, Cameron</b>	<b>OL</b>	<b>6-3</b>	<b>290</b>	<b>So.</b>	<b>Beatrice, Neb. (Beatrice)</b>
30	Khawja, Sami	P	5-11	165	Fr.	Danville, Calif. (IMG Academy [Fla.])
51	Klover, Braden	ILB	6-1	225	Fr.	Wymore, Neb. (Southern)
81	Leader, Nick	OLB	6-1	205	RFr.	Lincoln, Neb. (Southwest)
85	Liewer, Wyatt	WR	6-3	195	So.	O'Neil, Neb. (O'Neil)
90	Lingenfelter, Ben	DL	6-4	290	Jr.	Cherokee, Iowa (Washington)
35	Luben, Trevin	RB	6-0	195	Fr.	Wahoo, Neb. (Wahoo)
77	Lynn, Michael	OL	6-6	290	RFr.	Greenwood Village, Colo. (Cherry Hills)
12	Lynum, Tamon	CB	6-2	180	Fr.	Orlando, Fla. (Evans)
5	Manning, Omar	WR	6-4	225	Jr.	Lancaster, Texas (Lancaster/TCU/Kilgore CC)
89	Martin, Oliver	WR	6-1	200	Jr.	Coralville, Iowa (Iowa City West/Michigan/Iowa)
2	<b>** Martinez, Adrian</b>	<b>QB</b>	<b>6-2</b>	<b>220</b>	<b>Jr.</b>	<b>Fresno, Calif. (Clovis West)</b>
18	Masker, Matt	QB	6-1	220	So.	Kearney, Neb. (Kearney Catholic)
22	Mauga-Clements, Eteva	ILB	6-2	220	Jr.	Pleasant Hill, Calif. (College Park/Diablo Valley CC)
7	<b>* McCaffrey, Luke</b>	<b>QB</b>	<b>6-2</b>	<b>200</b>	<b>RFr.</b>	<b>Highlands Ranch, Colo. (Valor Christian)</b>



48	*	McCallum, Lane	S	6-2	220
59		McCormack, Caden	ILB	6-0	235
71		Menning, Keegan	OL	6-4	330
19		Miles Jr., Barron	WR	6-0	170
14		Miller, Brayden	QB	6-1	210
31	***	Miller, Collin	ILB	6-3	240
66		Miller, Ezra	OL	6-6	325
26	*	Mills, Dedrick	RB	5-11	220
57		Monin, Drew	ILB	6-1	240
40		Moore, Darius	DB	6-1	185
28		Morrison, Sevion	RB	6-0	210
53		Moses, Riley	OL	6-2	315
94		Mueller, Cade	LS	6-0	215
3		Nance, Jamie	WR	6-0	180
44	*	Nelson, Garrett	OLB	6-3	240
52		Newsom, Mosai	DL	6-4	285
6	*	Newsome, Quinton	CB	6-2	180
43		Nieman, Mason	S	6-3	200
12		Nixon, Will	WR	5-11	185
63		Nouili, Nouredin	OL	6-4	320
32		Novosel, Ryan	PK	6-0	160
34	*	Otte, Simon	OLB	6-1	205
49		Payne, Pheldarius	OLB	6-3	260
40		Perez, Brian	TE	6-3	230
91		Pieper, Cameron	LS	6-3	250
57		Piper, Ethan	OL	6-4	300
21		Pola-Gates, Noa	S	5-11	180
90	*	Przystup, William	P	6-4	250
34		Pscenk, Beau	RB	6-0	200
82	**	Rafdal, Kurt	TE	6-7	245
28	*	Reimer, Luke	ILB	6-1	220
84		Richter, Eli	OLB	6-4	240
87		Riley, Jordon	DL	6-6	330
99		Robinson, Ty	DL	6-6	310
1	*	Robinson, Wan'Dale	WR	5-10	185
98	*	Rogers, Casey	DL	6-4	300
43		Ruth, Connor	RB	5-11	225
46		Ruth, Corbin	RB	6-0	220
37		Sanford, Phalen	CB	6-0	190
25		Schlager, Zach	ILB	6-0	220
54		Schommer, Ryan	OLB	6-4	260
24		Scott III, Marvin	RB	5-9	200
83		Shurtleff, Sam	OLB	6-3	220
70	*	Sichterman, Matt	OL	6-4	315
76		Simonson, Eli	OL	6-5	295
8		Smothers, Logan	QB	6-2	190
41		Snodgrass, Garrett	ILB	6-3	225
62		Stafursky, Noah	OL	6-3	340
95	***	Stille, Ben	DL	6-5	295
86	***	Stoll, Jack	TE	6-4	260
56		Tagge, Grant	ILB	6-2	195
2	**	Tannor, Caleb	OLB	6-2	230
5	**	Taylor-Britt, Cam	CB	6-0	205
97	**	Thomas, Deontre	DL	6-3	295
25		Thompkins, Ronald	RB	5-11	195
83		Vokolek, Travis	TE	6-6	260
55		Walker, Chris	DL	6-6	300
81	**	Warner, Kade	WR	6-1	210
31		Weinmaster, Zach	RB	5-11	190
92		Wildeman, Tate	DL	6-5	290
8	*	Williams, Deontai	S	6-1	205
56	***	Wilson, Boe	OL	6-3	300
96		Witucki, Camden	LS	6-3	220
33		Wright, Javin	S	6-3	205
23		Yant, Jaquez	RB	6-2	225

Jr.	Norfolk, Neb. (Norfolk/Air Force)
RFr.	Lincoln, Neb. (Southwest)
Jr.	Fremont, Neb. (Fremont)
Fr.	Montreal, Quebec, Canada (Chandler[Ariz.])
Fr.	Kearney, Neb. (Kearney)
Sr.	Fishers, Ind. (Hamilton Southeastern)
RFr.	Holstein, Iowa (Ridge View/Iowa)
Sr.	Waycross, Ga. (Ware County/Georgia Tech/Garden City [Kan.] CC)
Fr.	Atlanta, Ga. (Avon Old Farms [Conn.])
Jr.	Tiffin, Iowa (Clear Creek Amana/Iowa Western CC)
Fr.	Tulsa, Okla. (Edison)
RFr.	Fairmont, Neb. (Fillmore Central)
So.	Gretna, Neb. (Gretna)
RFr.	Blanchard, Okla. (Blanchard)
So.	Scottsbluff, Neb. (Scottsbluff)
RFr.	Waverly, Iowa (Waverly-Shell Rock)
So.	Suwanee, Ga. (North Gwinnett)
Fr.	Waverly, Neb. (Waverly)
Fr.	Waco, Texas (Midway)
So.	Frankfurt, Germany (Norris/Colorado State)
So.	Wilmette, Ill. (New Trier Township)
So.	York, Neb. (York)
Jr.	Suffolk, Va. (Nansemond River/Lackawanna [Penn.] CC)
Sr.	Hartley, Iowa (Hartley-Melvin-Sanborn HS/Iowa Western CC)
So.	Lincoln, Neb. (Southwest)
RFr.	Norfolk, Neb. (Norfolk Catholic)
RFr.	Gilbert, Ariz. (Williams Field)
So.	Oviedo, Fla. (Oviedo HS/Michigan State)
Fr.	Houston, Texas (Lutheran South Academy)
Jr.	Carmel, Ind. (Carmel)
So.	Lincoln, Neb. (North Star)
RFr.	Kearney, Neb. (Kearney Catholic)
Jr.	New Bern, N.C. (Riverside/North Carolina/Garden City [Kan.] CC)
RFr.	Gilbert, Ariz. (Higley)
So.	Frankfort, Ky. (Western Hills)
So.	Syracuse, N.Y. (Westhill/Avon Old Farms [Conn.])
So.	Malcolm, Neb. (Seward)
Jr.	Malcolm, Neb. (Seward/Northwest Missouri State)
So.	Benkelman, Neb. (Dundy County-Stratton/Hastings College)
So.	McCook, Neb. (McCook/Colorado State)
So.	Norfolk, Neb. (Norfolk)
Fr.	Daytona Beach, Fla. (Spruce Creek)
RFr.	Watkinsville, Ga. (Oconee County)
Jr.	Cincinnati, Ohio (Kings)
Fr.	Fremont, Neb. (Archbishop Bergan)
Fr.	Muscle Shoals, Ala. (Muscle Shoals)
RFr.	York, Neb. (York)
RFr.	York, Neb. (York)
Sr.	Ashland, Neb. (Ashland-Greenwood)
Sr.	Lone Tree, Colo. (Regis Jesuit)
Fr.	Omaha, Neb. (Westside)
Jr.	Stone Mountain, Ga. (Miller Grove)
Jr.	Montgomery, Ala. (Park Crossing)
Jr.	Mustang, Okla. (Mustang)
RFr.	Loganville, Ga. (Grayson)
Jr.	Springfield, Mo. (Kickapoo/Rutgers)
Jr.	Lincoln, Neb. (East)
Jr.	Scottsdale, Ariz. (Desert Mountain)
RFr.	Loveland, Colo. (Loveland)
So.	Parker, Colo. (Legend)
Sr.	Jacksonville, Fla. (Trinity Christian Academy/Jones County [Miss.] CC)
Sr.	Lee's Summit, Mo. (Lee's Summit West)
Fr.	Grand Blanc, Mich. (Grand Blanc Community)
RFr.	Chandler, Ariz. (Hamilton)
Fr.	Tallahassee, Fla. (Amos P. Godby)

NUMERICAL ROSTER

46	John Goodwin	TE
46	Corbin Ruth	RB
47	Tyson Guzman	S
47	Austin Jablonski	WR
48	Lane McCallum	S
49	Nate Boerkircher	TE
49	Pheldarius Payne	OLB
50	Jake Archer	ILB
51	Cameron Jurgens	OL
51	Braden Klover	ILB
52	Mosai Newsom	DL
53	Riley Moses	OL
54	Bryce Benhart	OL
54	Ryan Schommer	OLB
55	Brig Banks	LS
55	Chris Walker	DL
56	Grant Tagge	ILB
56	Boe Wilson	OL
57	Drew Monin	ILB
57	Ethan Piper	OL
58	Chris Cassidy	ILB
59	Ian Boerkircher	OL
59	Caden McCormack	ILB
62	Noah Stafursky	OL
63	Nouredin Nouili	OL
65	Christian Gaylord	OL
66	Bladen Bayless	OL
66	Ezra Miller	OL
68	Will Farniok	OL
69	Turner Corcoran	OL
70	Matt Sichterman	OL
71	Matt Farniok	OL
71	Keegan Menning	OL
72	Matthew Anderson	OL
72	Nash Hutmacher	DL
73	Broc Bando	OL
73	Baylor Brannen	DL
74	Brant Banks	OL
75	Trent Hixson	OL
76	Brenden Jaimes	OL
76	Eli Simonson	OL
77	Michael Lynn	OL
78	Jimmy Fritzsche	OL
79	Alex Conn	OL
80	Jared Bubak	TE
80	Jacob Herbek	DL
81	Nick Leader	OLB
81	Kade Warner	WR
82	Colton Feist	DL
82	Kurt Rafdal	TE
83	Sam Shurtleff	OLB
83	Travis Vokolek	TE
84	Matthias Algarin	WR
84	Eli Richter	OLB
85	John Bullock	OLB
85	Wyatt Liewer	WR
86	Jack Stoll	TE
87	Chris Hickman	WR
87	Jordon Riley	DL
88	Levi Falck	WR
89	Jamin Graham	DL
89	Oliver Martin	WR
90	Ben Lingenfelter	DL
90	William Przystup	P
91	Cameron Pieper	LS
92	Tate Wildeman	DL
93	Damion Daniels	DL
93	Gabe Heins	PK
94	Cade Mueller	LS
95	Grant Detlefsen	P
95	Ben Stille	DL
96	Marquis Black	DL
96	Tyler Crawford	PK
96	Camden Witucki	LS
97	Deontre Thomas	DL
98	Casey Rogers	DL
99	Ty Robinson	DL

Lettermen in Bold; \*Indicates Letters Earned

PRONUNCIATION GUIDE

Jared Bubak	BOO-bock
Ty Chaffin	CHAFF-inn
Turner Corcoran	CORK-uh-rinn
Marquel Dismuke	marr-KELL diss-MUKE
Levi Falck	FAULK
Matt/Will Farniok	far-NEE-uck
Colton Feist	FEAST
Tyson Guzman	GUZZ-munn
Nick Henrich	HEN-ritch
Nash Hutmacher	HUT-make-urr
Will Honas	HO-nuss
Brenden Jaimes	HYME-iss
Nadab Joseph	NAY-dab
Sami Khavja	KWA-juh

Tamon Lynum	tuh-MAWN
Eteva Mauga-Clements	eh-TEE-vuh MAW-guh
Dedrick Mills	DEED-rick
Sevion Morrison	SAY-vee-un
Mosai Newsom	mo-SIGH
Nouredin Nouili	NAIR-id-in new-ILL-ee
Simon Otte	OAT-ee
Cameron Pieper	PIPE-urr
William Przystup	PRISS-tup
Ryan Schommer	SHOME-urr
Ben Stille	STILL-ee
Jack Stoll	STOLE
Travis Vokolek	VOKE-uh-leck
Tate Wildeman	WILL-deh-munn

# 2020 NEBRASKA GAME-BY-GAME STARTERS

## OFFENSIVE STARTING LINEUPS

OPPONENT	WR	WR	WR	TE	RT	RG	C	LG	LT	QB	RB	PK
Ohio State	Warner	Falck	W. Robinson	Stoll	Benhart	M. Farniok	Jurgens	Wilson	Jaimes	Martinez	Mills	Culp
Northwestern	Warner	Falck	W. Robinson	Allen	Benhart	Wilson	M. Farniok	Piper	Jaimes	Martinez	Mills	Culp
Penn State	Warner	Brown	W. Robinson	Allen	Benhart	M. Farniok	Jurgens	Piper	Jaimes	McCaffrey	Mills	Culp
Illinois	Warner	Falk	W. Robinson	Allen	Benhart	M. Farniok	Jurgens	Piper	Jaimes	McCaffrey	Scott III	Culp
Iowa												
Purdue												
Minnesota												

## DEFENSIVE STARTING LINEUPS

OPPONENT	DE	NG	DE	OLB	ILB	ILB	OLB	CB	S	S	CB	P
Ohio State	T. Robinson	Daniels	Stille	Nelson	Miller	Honas	Domann	Bootle	Dismuke	Williams	Taylor-Britt	Przystup
Northwestern	Rogers	Tannor*	Stille	Nelson	Miller	Reimer	Domann	Bootle	Dismuke	Farmer	Newsome	Przystup
Penn State	T. Robinson	Tannor*	Stille	Nelson	Miller	Honas	Domann	Bootle	Dismuke	Williams	Taylor-Britt	Przystup
Illinois	T. Robinson	Daniels	Stille	Nelson	Miller	Honas	Domann	Bootle	Dismuke	Williams	Taylor-Britt	Przystup
Iowa												
Purdue												
Minnesota												

\*Nebraska opened with five linebackers

## 2020 NEBRASKA PLAYER PARTICIPATION

PLAYER, POS.	GP	GS	PLAYER, POS.	GP	GS	PLAYER, POS.	GP	GS
Austin Allen, TE	4	3	Damian Jackson, OLB	2	0	Marvin Scott III, RB	3	1
Broc Bando, OL	4	0	Brenden Jaimes, OL	4	4	Matt Sichterman, OL	4	0
Brant Banks, OL	3	0	Rahmir Johnson, RB	2	0	Garrett Snodgrass, ILB	4	0
Brody Belt, WR	4	0	Nadab Joseph, CB	1	0	Ben Stille, DL	4	4
Bryce Benhart, OL	4	4	Cameron Jurgens, OL	3	3	Jack Stoll, TE	3	1
Zavier Betts, WR	3	0	Wyatt Liewer, WR	4	0	Caleb Tannor, OLB	4	2
Dicaprio Bootle, CB	4	4	Tamon Lynam, CB	4	0	Cam Taylor-Britt, CB	4	3
Alante Brown, WR	4	1	Omar Manning, WR	1	0	Deontre Thomas, DL	2	0
Niko Cooper, OLB	3	0	Oliver Martin, WR	1	0	Ronald Thompkins, RB	2	0
Turner Corcoran, OL	2	0	Adrian Martinez, QB	3	2	Travis Vokolek, TE	4	0
Tyler Crawford, PK	1	0	Eteva Mauga-Clements, ILB	4	0	Kade Warner, WR	4	4
Connor Culp, PK	4	4	Luke McCaffrey, QB	4	2	Tate Wildeman, DL	2	0
Damion Daniels, DL	4	2	Collin Miller, ILB	4	4	Deontai Williams, S	4	3
Ronald Delancy III, CB	3	0	Dedrick Mills, RB	3	3	Boe Wilson, OL	3	2
Marquel Dismuke, S	4	4	Cade Mueller, LS	4	0			
JoJo Domann, OLB	4	4	Garrett Nelson, OLB	4	4			
Levi Falck, WR	4	3	Quinton Newsome, CB	4	1			
Myles Farmer, S	4	1	Simon Otte, OLB	4	0			
Matt Farniok, OL	4	4	Pheldarius Payne, OLB	4	0			
Will Farniok, OL	1	0	Cameron Pieper, LS	4	0			
Colton Feist, DL	1	0	Ethan Piper, OL	4	3			
Marcus Fleming, WR	4	0	Noa Pola-Gates, S	4	0			
Christian Gaylord, OL	4	0	William Przystup, P	4	4			
Isaac Gifford, S	4	0	Kurt Rafdal, TE	4	0			
Keem Green, DL	4	0	Luke Reimer, ILB	3	1			
Nick Henrich, LB	4	0	Jordon Riley, DL	3	0			
Chris Hickman, WR	4	0	Ty Robinson, DL	4	3			
Trent Hixson, OL	1	0	Wan'Dale Robinson, WR	4	4			
Will Honas, ILB	3	3	Casey Rogers, DL	4	1			



**AUSTIN ALLEN** #11

6-8 | 250 | JR. | TE  
AURORA, NEB.

**CAREER HONORS**

- 2-Time Academic All-Big Ten
- 6-Time Nebraska Scholar-Athlete Honor Roll
- Sam Foltz 27 Hero Leadership Award (2020)
- 3-Time Brook Berringer Citizenship Team
- 3-Time Tom Osborne Citizenship Team

**PERSONAL NOTES**

- His father Andrew was a Husker walk-on in 1981

**SEASON HIGHLIGHTS**

- Has set career highs with 12 receptions and 141 receiving yards
- Ranks 2nd on the team in receptions and receiving yards
- Caught two passes for 30 yards at Ohio State, tying his career high in receptions
- Had a 26-yard reception that was the third-longest catch of his career and Nebraska's longest reception of the game at Ohio State
- Added a 25-yard reception as part of a two-catch day at Northwestern
- Made a then-career-high three catches for 39 yards against Penn State
- Hauled in a catch of at least 25 yards for the third straight game
- Finished with career highs of five catches and 43 receiving yards against Illinois
- Became the first Husker tight end to have four consecutive games with 25 or more receiving yards since 2010

**GAME-BY-GAME**

OPPONENT	REC.	YDS	TD	LONG
at Ohio St.	2	30	0	26
at Northwestern	2	29	0	25
Penn St.	3	39	0	25
Illinois	5	43	0	12
at Iowa				
at Purdue				
Minnesota				

**CAREER STATS**

YEAR	G/S	REC.	YDS	Y/R	Y/G	TD
2017						
Redshirt						
2018	12/0	2	54	27.0	4.5	0
2019	12/5	7	83	11.9	6.9	0
2020	4/3	12	141	11.8	35.2	0
<b>TOTAL</b>	<b>28/8</b>	<b>21</b>	<b>278</b>	<b>13.2</b>	<b>9.9</b>	<b>0</b>

RUSHING: 1 att., 2 yds, 0 TDs

**CAREER HIGHS**

Receptions	5 vs. Illinois (2020)
Receiving Yards	43 vs. Illinois (2020)
Receiving Touchdowns	none
Long Reception	41 at Ohio St. (2018)



**BRYCE BENHART** #54

6-9 | 295 | R-FR. | OL  
LAKEVILLE, MINN.

**CAREER HONORS**

- 2-Time Nebraska Scholar-Athlete Honor Roll

**CAREER NOTES**

- Played in three games while redshirting in 2019, becoming the 12th true freshman offensive lineman to play in a game at Nebraska

**SEASON HIGHLIGHTS**

- Has started every game at right tackle, including making the first start of his career at Ohio State

**CAREER STATS**

- **Games:** 7 (3 in 2019; 4 in 2020)
- **Starts:** 4 (4 in 2020)



**ZAVIER BETTS** #15

6-2 | 200 | FR. | WR  
OMAHA, NEB.

**CAREER NOTES**

- Highest rated Nebraska high school recruit by Rivals (No. 59) since 2008

**SEASON HIGHLIGHTS**

- Ranks 3rd on the team in receiving yards despite not playing in the season opener
- Made his career debut at Northwestern, catching two passes for 17 yards
- Caught two passes and led Nebraska with 54 receiving yards against Penn State
- Had a 45-yard touchdown reception for his first career touchdown, which is the longest catch by a Husker this season
- Caught a 9-yard pass against Illinois

**GAME-BY-GAME**

OPPONENT	REC.	YDS	TD	LONG
at Ohio St.				-Did Not Play-
at Northwestern	2	17	0	12
Penn St.	2	54	1	45
Illinois	1	9	0	9
at Iowa				
at Purdue				
Minnesota				

**CAREER STATS**

YEAR	G/S	REC.	YDS	Y/R	Y/G	TD
2020	3/0	5	80	16.0	26.7	1

**CAREER HIGHS**

Receptions	2 twice
Receiving Yards	54 vs. Penn St. (2020)
Receiving Touchdowns	1 vs. Penn St. (2020)
Long Reception	45 vs. Penn St. [TD] (2020)



**DICAPRIO BOOTLE** #7

5-10 | 195 | SR. | CB  
MIAMI, FLA.

**CAREER HONORS**

- Team Captain (2020)
- Third-Team All-Big Ten (2018)
- Honorable-Mention All-Big Ten (2019)
- NU Defensive Back of the Year (2018, 2019)
- Academic All-Big Ten (2017)
- 3-Time Nebraska Scholar-Athlete Honor Roll
- 2-Time Brook Berringer Citizenship Team
- 2-Time Tom Osborne Citizenship Team

**PERSONAL NOTES**

- Earned his degree in management in December of 2019

**CAREER NOTES**

- Started 28 consecutive games (24 at CB; 4 at S)
- Ranked 9th nationally in pass breakups (15) in 2018 and 2nd in school history
- 23 career pass breakups are 10th in NU history

**SEASON HIGHLIGHTS**

- Had Nebraska's lone pass breakup of the game at Ohio State
- Made five tackles at Northwestern, when the Huskers allowed fewer than 170 passing yards
- Had two tackles and a breakup vs. Penn State
- Notched his 100th career tackle vs. Illinois

**GAME-BY-GAME**

OPPONENT	UT-AT-TT	TFL-YD	PBU	INT
at Ohio St.	5-0-5	0.0-0	1	0
at Northwestern	3-2-5	0.0-0	0	0
Penn St.	2-0-2	0.0-0	1	0
Illinois	1-3-4	0.0-0	0	0
at Iowa				
at Purdue				
Minnesota				

**CAREER TACKLE STATS**

YEAR	G/S	UT	AT	TT	TFL-YD	SCK-YD
2016		Redshirt				
2017	12/1	11	4	15	1-1	0.0-0
2018	12/12	26	13	39	0-0	0.0-0
2019	12/12	17	14	31	0-0	0.0-0
2020	4/4	11	5	16	0.0-0	0.0-0
<b>TOTAL</b>	<b>40/29</b>	<b>65</b>	<b>36</b>	<b>101</b>	<b>1.0-1</b>	<b>0.0-0</b>

**CAREER MISCELLANEOUS STATS**

YEAR	FF	FR	PBU	INT	QBH	BLK
2016	Redshirt					
2017	0	0	0	0	0	0
2018	1	0	15	0	0	0
2019	1	0	6	0	1	0
2020	0	0	2	0	1	0
<b>TOTAL</b>	<b>2</b>	<b>0</b>	<b>23</b>	<b>0</b>	<b>2</b>	<b>0</b>

**CAREER HIGHS**

<b>Tackles</b>	7 vs. Purdue (2018)
<b>TFLs</b>	1 vs. Ohio St. (2017)
<b>Sacks</b>	none
<b>Breakups</b>	5 at Michigan (2018)



**ALANTE BROWN** #4

5-11 | 190 | FR. | WR  
CHICAGO, ILL.

**CAREER NOTES**

- No. 1 prep school player in 2020 recruiting class

**SEASON HIGHLIGHTS**

- Has played wide receiver in every game as a true freshman and is also Nebraska's leader in kickoff returns (3) and kickoff return yards (63)
- Caught one pass for 16 yards in his Husker debut at Ohio State
- Made his first career start against Penn State but did not have a catch
- Returned three kickoffs for 63 yards vs. Illinois

**GAME-BY-GAME**

OPPONENT	REC.	YDS	TD	LONG
at Ohio St.	1	16	0	16
at Northwestern	0	0	0	-
Penn St.	0	0	0	-
Illinois	0	0	0	-
at Iowa				
at Purdue				
Minnesota				

**CAREER STATS**

YEAR	G/S	REC.	YDS	Y/R	Y/G	TD
2020	4/1	1	16	16.0	4.0	0

KICKOFF RETURNS: 3 ret., 63 yds, 0 TDs

**CAREER HIGHS**

<b>Receptions</b>	1 at Ohio St. (2020)
<b>Receiving Yards</b>	16 at Ohio St. (2020)
<b>Receiving Touchdowns</b>	none
<b>Long Reception</b>	16 at Ohio St. (2020)



**CONNOR CULP** #33

5-10 | 190 | SR. | PK  
PHOENIX, ARIZ.

**CAREER HONORS**

- SEC Special Teams Player of the Week (2017 at LSU)

**PERSONAL NOTES**

- Earned his degree in general business from LSU in December of 2019

**CAREER NOTES**

- Graduate transfer who spent the past four seasons at LSU
- Member of LSU's 2019 national championship team
- Was the Tigers' starting place-kicker as a redshirt freshman in 2017

**SEASON HIGHLIGHTS**

- Leads the Big Ten and ranks 3rd nationally in field goals per game (2.0)
- Ranks 22nd nationally in field goal percentage (85.7)
- Has handled all of Nebraska's field goals, PAT and kickoff duties
- Started and made both of his extra points and a 22-yard field goal in his Husker debut at Ohio State
- Also had four kickoffs, allowing only two returns for just 14 yards
- Connected on 2-of-3 field goals at Northwestern and had two touchbacks on four kickoffs
- Was perfect on his five kicks against Penn State (3-of-3 FGs; 2-of-2 PATs)
- Had two touchbacks and limited PSU to an average of 12.8 yards on four kickoff returns
- Made a 30-yard field goal vs. Illinois

**GAME-BY-GAME**

OPPONENT	XP-ATT	FG-ATT	LG	BK	PTS
at Ohio St.	2-2	1-1	22	0	5
at Northwestern	1-1	2-3	38	0	7
Penn St.	2-2	3-3	30	0	11
Illinois	3-3	1-1	30	0	6
at Iowa					
at Purdue					
Minnesota					

**CAREER STATS**

YEAR	G/S	PAT	FG	PCT.	PTS	LG
2016*	Redshirt					
2017*	10/10	20-23	11-16	68.8	53	47
2018*	0/0	0-0	0-0	0.0	0	-
2019*	0/0	0-0	0-0	0.0	0	-
2020	4/4	8-8	7-8	87.5	29	38
<b>TOTAL</b>	<b>14/14</b>	<b>28-31</b>	<b>18-24</b>	<b>75.0</b>	<b>82</b>	<b>47</b>

KICKOFFS: 28 att., 9 touchbacks

**CAREER HIGHS**

<b>Field Goal Attempts</b>	4 vs. Ole Miss (2017)*
<b>Field Goals Made</b>	4 vs. Ole Miss (2017)*
<b>Long Field Goal</b>	47 vs. Ole Miss (2017)*
<b>Points</b>	16 vs. Ole Miss (2017)*
<b>PATs</b>	4 twice (both in 2017)*

\*at LSU





**DAMION DANIELS** #93

6-3 | 340 | JR. | DL  
DALLAS, TEXAS

**CAREER HONORS**

- 2-Time Nebraska Scholar-Athlete Honor Roll
- 3-Time Brook Berringer Citizenship Team
- 3-Time Tom Osborne Citizenship Team

**PERSONAL NOTES**

- Earned his degree in communication studies in May of 2020
- His older brother Darrion was a team captain at Nebraska in 2019 and is a defensive lineman with the San Francisco 49ers

**SEASON HIGHLIGHTS**

- Made his second career start at nose tackle at Ohio State and finished with one tackle
- Added another tackle at Northwestern
- Posted three tackles against Penn State, one shy of his career high
- Had two tackles including his second career TFL against Illinois

**GAME-BY-GAME**

OPPONENT	UT-AT-TT	TFL-YD	SACK-YD
at Ohio St.	1-0-1	0.0-0	0.0-0
at Northwestern	1-1-2	0.0-0	0.0-0
Penn St.	0-3-3	0.0-0	0.0-0
Illinois	1-1-2	1.0-1	0.0-0
at Iowa			
at Purdue			
Minnesota			

**CAREER TACKLE STATS**


YEAR	G/S	UT	AT	TT	TFL-YD	SCK-YD
2017		Redshirt				
2018	12/0	3	9	12	1-1	0.0-0
2019	12/1	3	10	13	0-0	0.0-0
2020	4/2	3	5	8	1.0-1	0.0-0
<b>TOTAL</b>	<b>28/3</b>	<b>9</b>	<b>24</b>	<b>33</b>	<b>2.0-2</b>	<b>0.0-0</b>

**CAREER MISCELLANEOUS STATS**

YEAR	FF	FR	PBU	INT	QBH	BLK
2017	Redshirt					
2018	0	1	0	0	0	0
2019	0	0	0	0	0	0
2020	0	0	0	0	0	0
<b>TOTAL</b>	<b>0</b>	<b>1</b>	<b>0</b>	<b>0</b>	<b>0</b>	<b>0</b>

**CAREER HIGHS**

<b>Tackles</b>	4 twice
<b>TFLs</b>	1 twice
<b>Sacks</b>	none
<b>Breakups</b>	none



**MARQUEL DISMUKE** #9

6-2 | 215 | SR. | S  
COMPTON, CALIF.

**CAREER HONORS**

- Nebraska Scholar-Athlete Honor Roll (Fall 2006)

**CAREER NOTES**

- Has started 16 consecutive games at safety

**SEASON HIGHLIGHTS**

- Ranks 3rd on the team with 25 tackles and is tied for the team lead with two pass breakups
- Tied for the team lead with seven tackles at Ohio State
- Had three solo tackles at Northwestern and deflected a pass that led to a Husker interception
- Had a career-high 15 tackles against Penn State, his second career double-digit tackle game
- His 15 tackles were the most by a Husker since 2017

**GAME-BY-GAME**

OPPONENT	UT-AT-TT	TFL-YD	PBU	INT
at Ohio St.	5-2-7	0.0-0	0	0
at Northwestern	3-0-3	0.0-0	1	0
Penn St.	5-10-15	1.0-3	1	0
Illinois	3-1-4	0.0-0	0	0
at Iowa				
at Purdue				
Minnesota				

**CAREER TACKLE STATS**

YEAR	G/S	UT	AT	TT	TFL-YD	SCK-YD
2016		Redshirt				
2017	12/1	20	14	34	0-0	0.0-0
2018	8/0	8	2	10	0-0	0.0-0
2019	12/12	42	25	67	2-5	0.0-0
2020	4/4	16	13	29	1.0-3	0.0-0
<b>TOTAL</b>	<b>36/17</b>	<b>86</b>	<b>54</b>	<b>140</b>	<b>3.0-8</b>	<b>0.0-0</b>

**CAREER MISCELLANEOUS STATS**

YEAR	FF	FR	PBU	INT	QBH	BLK
2016	Redshirt					
2017	0	1	0	0	0	0
2018	0	0	0	0	0	1
2019	0	1	4	0	1	0
2020	0	0	2	0	0	0
<b>TOTAL</b>	<b>0</b>	<b>2</b>	<b>6</b>	<b>0</b>	<b>1</b>	<b>1</b>

**CAREER HIGHS**

<b>Tackles</b>	15 vs. Penn St. (2020)
<b>TFLs</b>	1 three times
<b>Sacks</b>	none
<b>Breakups</b>	3 at Illinois (2019)
<b>Blocked Punts</b>	1 vs. Illinois [safety] (2018)



**JOJO DOMANN** #13

6-1 | 235 | SR. | OLB  
COLORADO SPRINGS, COLO.

**CAREER HONORS**

- Academic All-Big Ten (2017)
- 3-Time Nebraska Scholar-Athlete Honor Roll
- 4-Time Brook Berringer Citizenship Team
- 4-Time Tom Osborne Citizenship Team

**PERSONAL NOTES**

- Earned his degree in advertising and public relations in May of 2020

**CAREER NOTES**

- Played safety his first 2 1/2 seasons before switching to outside linebacker midway through 2018

**SEASON HIGHLIGHTS**

- Leads Nebraska with 31 tackles, 5.0 TFLs, 1 forced fumble and 1 fumble recovery
- Ranks 9th in the Big Ten in tackles for loss per game (1.25)
- Had a fumble recovery and six tackles in a start at Ohio State
- Had five tackles, 1.0 TFL and a quarterback hurry at Northwestern
- Totaled a career-high 12 tackles against Penn State, recording his 100th career tackle
- Also tied his career high with two TFLs
- Had eight tackles, 2.0 TFLs, a forced fumble and a quarterback hurry against Illinois

**GAME-BY-GAME**

OPPONENT	UT-AT-TT	TFL-YD	SACK-YD
at Ohio St.	3-3-6	0.0-0	0.0-0
at Northwestern	4-1-5	1.0-4	0.0-0
Penn St.	4-8-12	2.0-5	0.0-0
Illinois	6-2-8	2.0-2	0.0-0
at Iowa			
at Purdue			
Minnesota			

**CAREER TACKLE STATS**

YEAR	G/S	UT	AT	TT	TFL-YD	SCK-YD
2016	13/0	5	3	8	0-0	0.0-0
2017		Redshirt				
2018	8/2	10	9	19	1-7	1.0-7
2019	12/7	38	14	52	11-40	2.5-21
2020	4/4	17	14	31	5.0-11	0.0-0
<b>TOTAL</b>	<b>37/13</b>	<b>70</b>	<b>40</b>	<b>110</b>	<b>17.0-58</b>	<b>3.5-28</b>

**CAREER MISCELLANEOUS STATS**

YEAR	FF	FR	PBU	INT	QBH	BLK
2016	1	0	0	0	0	0
2017	Redshirt					
2018	2	1	2	0	0	0
2019	2	0	6	0	1	0
2020	1	1	1	0	1	0
<b>TOTAL</b>	<b>6</b>	<b>2</b>	<b>9</b>	<b>0</b>	<b>2</b>	<b>0</b>

**CAREER HIGHS**

<b>Tackles</b>	12 vs. Penn St. (2020)
<b>TFLs</b>	2 five times
<b>Sacks</b>	1.0 three times
<b>Breakups</b>	2 vs. Iowa (2019)



**LEVI FALCK** #88

6-2 | 205 | SR. | WR  
CIRCLE PINES, MINN.

**PERSONAL NOTES**

- Earned his degree in kinesiology and sport science from South Dakota in May of 2020

**CAREER NOTES**

- Joined Nebraska as a graduate transfer from South Dakota
- Went to South Dakota as a baseball recruit, but walked on to the football team following a baseball coaching change
- Played in 24 games with 15 starts at USD
- Caught 70 passes for 774 yards and two touchdowns with the Coyotes
- Tied the South Dakota single-game receptions record with 11 catches at Kansas State on Sept. 1, 2018

**SEASON HIGHLIGHTS**

- Started in his Husker debut and caught one pass for eight yards at Ohio State
- Had a six-yard reception at Northwestern
- Caught his longest pass as a Husker (21 yards) against Penn State
- Had a season-high two catches against Illinois, including 4-yard touchdown pass for his first score as a Husker

**GAME-BY-GAME**

OPPONENT	REC.	YDS	TD	LONG
at Ohio St.	1	8	0	8
at Northwestern	1	6	0	6
Penn St.	1	21	0	21
Illinois	2	11	1	7
at Iowa				
at Purdue				
Minnesota				

**CAREER STATS**

YEAR	G/S	REC.	YDS	Y/R	Y/G	TD
2016*						
			Redshirt			
2017*	7/3	16	197	12.3	28.1	0
2018*	11/9	45	492	10.9	44.7	2
2019*	6/3	9	85	9.4	14.2	0
2020	4/3	5	46	9.2	11.5	0
<b>TOTAL</b>	<b>28/18</b>	<b>75</b>	<b>810</b>	<b>10.8</b>	<b>28.9</b>	<b>2</b>

\*at FCS South Dakota

**RUSHING:** 1 carry for -3 yards vs. UNI in 2018

**CAREER HIGHS**

<b>Receptions</b>	11 at Kansas St. (2019)*^
<b>Receiving Yards</b>	140 at Kansas St. (2019)*
<b>Receiving Touchdowns</b>	1 three times
<b>Long Reception</b>	40 vs. Missouri St. (2018)

\*at South Dakota

^tied the South Dakota school record



**MYLES FARMER** #18

6-3 | 205 | R-FR. | S  
ATLANTA, GA.

**CAREER HONORS**

- Brook Berringer Citizenship Team (2020)
- Tom Osborne Citizenship Team (2020)

**CAREER NOTES**

- Redshirted in 2019 but played in four games and made one tackle on special teams

**SEASON HIGHLIGHTS**

- Ranks 13th nationally in interceptions per game (0.5)
- Ranks 40th nationally in total interceptions (2)
- Saw extensive action in the second half at Ohio State in place of Deontai Williams (targeting disqualification) and made his first career defensive tackle
- Started at Northwestern and intercepted two passes while recording a career-high three tackles
- His first pick set up a field goal and his second interception set up a 3-yard touchdown run
- Made a pair of tackles against Penn State
- Recorded two tackles and forced his first career fumble against Illinois

**GAME-BY-GAME**

OPPONENT	UT-AT-TT	TFL-YD	PBU	INT
at Ohio St.	0-1-1	0.0-0	0	0
at Northwestern	3-0-3	0.0-0	0	2
Penn St.	2-0-2	0.0-0	0	0
Illinois	1-1-2	0.0-0	0	0
at Iowa				
at Purdue				
Minnesota				

**CAREER TACKLE STATS**

YEAR	G/S	UT	AT	TT	TFL-YD	SCK-YD
2019*	4/0	1	0	1	0.0-0	0.0-0
2020	4/1	6	2	8	0.0-0	0.0-0
<b>TOTAL</b>	<b>8/1</b>	<b>7</b>	<b>2</b>	<b>9</b>	<b>0.0-0</b>	<b>0.0-0</b>

\*redshirt season


**CAREER MISCELLANEOUS STATS**

YEAR	FF	FR	PBU	INT	QBH	BLK
2019*	0	0	0	0	0	0
2020	1	0	0	2	0	0
<b>TOTAL</b>	<b>1</b>	<b>0</b>	<b>0</b>	<b>2</b>	<b>0</b>	<b>0</b>

\*redshirt season

**CAREER HIGHS**

<b>Tackles</b>	3 at Northwestern (2020)
<b>TFLs</b>	none
<b>Sacks</b>	none
<b>Breakups</b>	none
<b>Interceptions</b>	2 at Northwestern (2020)



**MATT FARNIOK** #71

6-6 | 335 | SR. | OL  
SIOUX FALLS, S.D.

**CAREER HONORS**

- 2-Time Team Captain (2019 & 2020)
- NU Offensive Lineman of the Year (2019)
- 3-Time Academic All-Big Ten
- 8-Time Nebraska Scholar-Athlete Honor Roll
- 3-Time Brook Berringer Citizenship Team
- 3-Time Tom Osborne Citizenship Team

**PERSONAL NOTES**

- Earned his degree in criminology and criminal justice in May of 2020
- His younger brother Will is a sophomore offensive lineman for the Huskers
- One of four sets of brothers on 2020 roster
- Had older brothers who played at Iowa State (Tom, 2010-14) and Oklahoma (Derek, 2011-15)

**CAREER NOTES**

- 1 of 13 two-time captains in school history
- Has started 28 consecutive games (24 at right tackle; 3 at right guard; 1 at center)

**SEASON HIGHLIGHTS**

- Made his first career start at right guard at Ohio State
- Made his first career start at center at Northwestern
- Returned to right guard in starts against Penn State and Illinois

**CAREER STATS**

- **Games:** 35 (7 in 2017; 12 in 2018; 12 in 2019; 4 in 2020)
- **Starts:** 28 (4 in 2017; 12 in 2018; 12 in 2019; 4 in 2020)



**MARCUS FLEMING** #6


5-10 | 170 | FR. | WR  
MIAMI, FLA.

**SEASON HIGHLIGHTS**

- Has played in every game as a true freshman, ranking 4th on the team with 75 receiving yards
- Made his debut at Ohio State but did not have a catch
- Caught five passes and led Nebraska with 75 receiving yards at Northwestern
- Had a 28-yard reception against the Wildcats, the longest catch of his career and Nebraska's longest reception of the game

**GAME-BY-GAME**

OPPONENT	REC.	YDS	TD	LONG
at Ohio St.	0	0	0	-
at Northwestern	5	75	0	28
Penn St.	0	0	0	-
Illinois	0	0	0	-
at Iowa				
at Purdue				
Minnesota				



**WILL HONAS** #3

6-1 | 225 | SR. | ILB  
WICHITA, KAN.

**CAREER HONORS**

- Academic All-Big Ten (2019)
- 5-Time Nebraska Scholar-Athlete Honor Roll

**SEASON HIGHLIGHTS**

- Leads Nebraska with 3.0 sacks and ranks 2nd on the team with 30 tackles and 4.0 TFLs, despite missing one game
- Ranks 2nd in the Big Ten in sacks per game (1.0)
- Ranks 6th in the Big Ten in tackles for loss per game (1.33)
- Made his first career start at Ohio State and tied for the team lead with seven tackles
- Had a career-high 2.0 sacks and tied his career high with 2.0 TFLs against the Buckeyes
- Totaled a career-high 13 tackles against Penn State
- Led Nebraska with 10 tackles against Illinois, his third career game with double-digit tackles
- 1st Husker with consecutive games with double-digit tackles since 2018
- Also added a sack and 1.5 TFLs vs. Illinois

**GAME-BY-GAME**

OPPONENT	UT-AT-TT	TFL-YD	SACK-YD
at Ohio St.	6-1-7	2.0-14	2.0-14
at Northwestern	-Did Not Play-		
Penn St.	5-8-13	0.5-0	0.0-0
Illinois	3-7-10	1.5-8	1.0-8
at Iowa			
at Purdue			
Minnesota			

**CAREER TACKLE STATS**

YEAR	G/S	UT	AT	TT	TFL-YD	SCK-YD
2018*	4/0	6	9	15	1-1	0.0-0
2019	12/0	43	30	73	6-16	1.0-7
2020	3/3	14	16	30	4.0-22	2.0-14
<b>TOTAL</b>	<b>19/3</b>	<b>63</b>	<b>55</b>	<b>118</b>	<b>11-39</b>	<b>3.0-21</b>

\*redshirt season

**CAREER MISCELLANEOUS STATS**

YEAR	FF	FR	PBU	INT	QBH	BLK
2018*	0	0	0	0	1	0
2019	0	0	0	0	1	0
2020	0	0	0	0	2	0
<b>TOTAL</b>	<b>0</b>	<b>0</b>	<b>0</b>	<b>0</b>	<b>4</b>	<b>0</b>

\*redshirt season

**CAREER HIGHS**

<b>Tackles</b>	13 vs. Penn St. (2020)
<b>TFLs</b>	2.0 twice
<b>Sacks</b>	2.0 at Ohio St. (2020)
<b>Breakups</b>	none



**BRENDEN JAIMES** #76

6-6 | 300 | SR. | OL  
AUSTIN, TEXAS

**CAREER HONORS**

- 2-Time Honorable-Mention All-Big Ten
- Honorable-Mention BTN All-Freshman Team (2017)
- Nebraska Offensive MVP (2019)
- Academic All-Big Ten (2019)
- 4-Time Nebraska Scholar-Athlete Honor Roll

**NEBRASKA RECORDS**

- Starts by a True Freshman Offensive Lineman (9)

**CAREER NOTES**

- Has started 37 consecutive games, the longest active streak of any Husker
- Has started 28 straight games at left tackle
- Became the 11th Husker offensive lineman to play as a true freshman in 2017
- Became the 5th Husker offensive lineman to start a game as a true freshman in 2017
- Started nine games in 2017, nearly matching the total of the four previous Husker true freshmen offensive line starters combined (11 starts)

**SEASON HIGHLIGHTS**

- Has started every game at left tackle
- 1 of 2 Husker offensive linemen to start every game at the same position (also Bryce Benhart)

**CAREER STATS**

- **Games:** 37 (9 in 2017; 12 in 2018; 12 in 2019; 4 in 2020)
- **Starts:** 37 (9 in 2017; 12 in 2018; 12 in 2019; 4 in 2020)



**CAMERON JURGENS** #51

6-3 | 285 | SO. | OL  
BEATRICE, NEB.

**CAREER HONORS**

- 2-Time Nebraska Scholar-Athlete Honor Roll
- Brook Berringer Citizenship Team (2019)
- Tom Osborne Citizenship Team (2019)

**CAREER NOTES**

- Spent his true freshman season at tight end before switching to center in the spring of 2019
- In 2019, became the first freshman (true or redshirt) to start a game at center for Nebraska since freshmen regained eligibility in 1972
- 1 of 6 freshmen offensive linemen (true or redshirt) to start a season opener at Nebraska

**SEASON HIGHLIGHTS**

- Made his 13th straight start at center at Ohio St.
- Missed the Northwestern game due to injury but has returned to start the last two games

**CAREER STATS**

- **Games:** 16 (1 in 2018\*; 12 in 2019; 3 in 2020)
- **Starts:** 15 (12 in 2019; 3 in 2020)


\*redshirt season (at tight end)

**CAREER STATS**

YEAR	G/S	REC.	YDS	Y/R	Y/G	TD
2020	4/0	5	75	15.0	18.8	0

**CAREER HIGHS**

<b>Receptions</b>	5 at Northwestern (2020)
<b>Receiving Yards</b>	75 at Northwestern (2020)
<b>Receiving Touchdowns</b>	none
<b>Long Reception</b>	28 at Northwestern (2020)



**ADRIAN MARTINEZ** **#2**

**6-2 | 225 | JR. | QB**  
**FRESNO, CALIF.**

**CAREER HONORS**

- 2-Time Team Captain (2019 & 2020)
- Freshman All-American (2018)
- 2-Time Walter Camp Award Watch List
- 2-Time Maxwell Award Watch List
- Davey O'Brien Award Watch List (2019)
- Manning Award Watch List (2019)
- Honorable-Mention All-Big Ten (2018)
- National Performer of the Week (2018 vs. Minn.)
- National Freshman of the Week (2018 vs. Colo.)
- 3-Time Big Ten Freshman of the Week (2018)
- NU Outstanding Male Newcomer (2018-19)
- Nebraska Offensive Back of the Year (2018)
- Academic All-Big Ten (2020)
- 4-Time Nebraska Scholar-Athlete Honor Roll
- 2-Time Brook Berringer Citizenship Team
- 2-Time Tom Osborne Citizenship Team

**NEBRASKA RECORDS**

- Career 400-Yard Total Offense Games (4)
- Season Total Offense Per Game (295.1 in 2018)
- Season 400-Yard Total Offense Games (3 in 2018)
- Season 300-Yard Total Offense Games (7 in 2018)
- Game Completion Pct. (86.2 vs. Minn. in 2018)

**ACTIVE NCAA CAREER RANKINGS**

- Total Offensive Yards Per Game: 14th (262.3)

**CAREER NOTES**

- 1 of 13 two-time captains in school history
- In 2019, was just the second sophomore captain at Nebraska since 1930
- In 2018, posted the highest total offense average (295.1 ypg) ever by a true freshman quarterback at a Power Five school
- Overall, posted the 10th-highest total offense average by an FBS freshman and the fifth-best mark by a true freshman
- 1 of 6 freshmen in FBS history to average 200 passing yards & 50 rushing yards per game (1 of 2 true freshmen to hit both marks)
- Is the only true freshman quarterback to start a season opener in Nebraska history
- 1 of 3 true freshmen quarterbacks to start for NU
- 1 of 2 Huskers to have a 300-yard passing and 100-yard rushing game (also Taylor Martinez)
- 1 of 4 Huskers with 4,000 career passing yards and 1,000 career rushing yards (Eric Crouch, Taylor Martinez, Tommy Armstrong Jr.)
- Fastest Husker to record 5,000 total yards (18th game, three games faster than Taylor Martinez)
- Matched Zac Taylor as the fastest Husker to record 4,000 passing yards (18 games)

**SEASON HIGHLIGHTS**

- Accounted for 190 yards of offense at Ohio State, completing 12-of-15 passes for 105 yards and rushing 13 times for 85 yards and one score
- Posted his fourth career 100-yard rushing game with 102 yards on 13 carries at Northwestern while adding 125 passing yards
- Came off the bench to lead Nebraska to a touchdown in his only drive against Illinois, a 4-yard TD pass that marked his 400th career completion

**PASSING GAME-BY-GAME**

OPPONENT	COMP-ATT	YDS	TD	INT
at Ohio St.	12-15	105	0	0
at Northwestern	12-27	125	0	1
Penn St.	-Did Not Play-			
Illinois	3-4	43	1	0
at Iowa				
at Purdue				
Minnesota				

**RUSHING GAME-BY-GAME**

OPPONENT	ATT.	YDS	TD	LONG
at Ohio St.	13	85	1	39
at Northwestern	13	102	0	28
Penn St.	-Did Not Play-			
Illinois	2	8	0	13
at Iowa				
at Purdue				
Minnesota				

**TOTAL OFFENSE GAME-BY-GAME**

OPPONENT	ATT.	PASS	RUSH	TOT
at Ohio St.	28	105	85	190
at Northwestern	40	125	102	227
Penn St.	-Did Not Play-			
Illinois	6	43	8	51
at Iowa				
at Purdue				
Minnesota				

**CAREER PASSING STATS**

YEAR	G/S	CMP-ATT	PCT	YDS	TD	INT
2018	11/11	224-347	64.6	2,617	17	8
2019	10/10	149-251	59.4	1,956	10	9
2020	3/2	27-46	58.7	273	1	1
<b>TOTAL</b>	<b>24/23</b>	<b>400-644</b>	<b>62.1</b>	<b>4,846</b>	<b>28</b>	<b>18</b>

**Total Offense:** 956 att., 6,296 yds, 44 TDs

**CAREER RUSHING STATS**

YEAR	G/S	ATT.	NET	Y/A	Y/G	TD
2018	11/11	140	629	4.5	57.2	8
2019	10/10	144	626	4.3	62.6	7
2020	3/2	28	195	7.0	91.0	1
<b>TOTAL</b>	<b>24/23</b>	<b>312</b>	<b>1,450</b>	<b>4.6</b>	<b>60.4</b>	<b>16</b>

**CAREER PASSING HIGHS**

Attempts	42 twice
Completions	26 at Iowa (2018)
Yards	384 at Wisconsin (2018)
Touchdowns	3 three times
Long Pass	75 twice (both TDs)

**CAREER RUSHING HIGHS**

Attempts	20 at Ohio St. (2018)
Yards	125 vs. Minnesota (2018)
Touchdowns	2 three times
Long Rush	56 vs. Ohio St. (2019)

**CAREER TOTAL OFFENSE HIGHS**

Attempts	60 vs. Purdue (2018)
Yards	446 at Illinois (2019)
Total Touchdowns	4 three times

**MARTINEZ RECORD WATCH**

**CAREER TOTAL OFFENSE**

RK.	PLAYER, YEARS	YDS
1.	Tommy Armstrong Jr., 2013-16	10,690
2.	Taylor Martinez, 2010-13	10,233
3.	Eric Crouch, 1998-2001	7,915
4.	<b>Adrian Martinez, 2018-pres.</b>	<b>6,296</b>

**CAREER PASSING YARDS**

RK.	PLAYER, YEARS	YDS
1.	Tommy Armstrong Jr., 2013-17	8,871
2.	Taylor Martinez, 2010-13	7,258
3.	Zac Taylor, 2005-06	5,850
4.	Joe Ganz, 2005-08	5,125
5.	Dave Humm, 1972-74	5,035
6.	<b>Adrian Martinez, 2018-pres.</b>	<b>4,846</b>

**CAREER COMPLETION PERCENTAGE**

RK.	PLAYER, YEARS	PCT.
1.	Joe Ganz, 2006-08	65.1
2.	Sam Keller, 2007	63.1
3.	<b>Adrian Martinez, 2018-present</b>	<b>62.1</b>

*Minimum 1,000 career passing yards*

**CAREER COMPLETIONS**

RK.	PLAYER, YEARS	COMP.
1.	Tommy Armstrong Jr., 2013-16	625
2.	Taylor Martinez, 2010-13	575
3.	Zac Taylor, 2005-06	470
5.	<b>Adrian Martinez, 2018-present</b>	<b>400</b>

**CAREER 250-YARD PASSING GAMES**

RK.	PLAYER, YEARS	GAMES
1.	Tommy Armstrong Jr., 2013-16	14
2.	Joe Ganz, 2006-08	11
3.	<b>Adrian Martinez, 2018-present</b>	<b>10</b>

**CAREER 300-YARD PASSING GAMES**

RK.	PLAYER, YEARS	GAMES
1.	Joe Ganz, 2006-08	8
2.	Tommy Armstrong Jr., 2013-16	6
3.	Taylor Martinez, 2010-13	4
t-4.	<b>Adrian Martinez, 2018-present</b>	<b>3</b>

**CAREER 400-YARD TOTAL OFFENSE GAMES**

RK.	PLAYER, YEARS	GAMES
1.	<b>Adrian Martinez, 2018-present</b>	<b>4</b>
2.	Joe Ganz, 2006-08	3

**CAREER 300-YARD TOTAL OFFENSE GAMES**

RK.	PLAYER, YEARS	GAMES
1.	Tommy Armstrong Jr., 2013-16	13
2.	<b>Adrian Martinez, 2018-present</b>	<b>12</b>





**LUKE McCAFFREY** #7  
 6-2 | 200 | R-FR. | QB  
 HIGHLANDS RANCH, COLO.

**CAREER HONORS**

- 3-Time Nebraska Scholar-Athlete Honor Roll

**PERSONAL NOTES**

- Son of Ed McCaffrey, a 13-year NFL wide receiver, three-time Super Bowl champion and current head coach of Northern Colorado
- Each of his three older brothers played college football
- Max played at Duke and in the NFL
- Christian was the 2015 AP Player of the Year at Stanford and a first-team NFL All-Pro with the Carolina Panthers in 2019
- Dylan is a quarterback at Michigan
- Grandfather, Dave Sime, was the silver medalist in the 100-yard dash at the 1960 Rome Olympics

**SEASON HIGHLIGHTS**

- Ranks 4th nationally among all quarterbacks in rushing yards per game (79.5)
- Ranks 4th nationally among all freshmen in rushing yards per game (79.5)
- Only freshman quarterback in the country to lead his team in rushing
- 1 of 10 quarterbacks nationally who leads his team in rushing
- Has started the past two games at quarterback and is Nebraska's leading rusher (318 yards) and passer (434 yards)
- Came off the bench to play quarterback in each of the first two games before starting and playing every snap against Penn State
- Played quarterback, running back and receiver at Ohio State, accounting for 135 total yards
- Rushed for 80 yards - including a career-long 47-yard run - threw for 55 yards and had a five-yard reception
- Saw extensive action in the second half at Northwestern, completing 12-of-16 passes for 93 yards while rushing eight times for 49 yards
- Earned his first career start in the win over Penn State
- Set then-career highs in passing yards (151) and total offense (219) in the win and was Nebraska's leading rusher with 67 yards
- Also posted his first career game with multiple touchdowns, running for one score and throwing for a 45-yard touchdown
- Started and accounted for career highs of 122 rushing yards and 256 yards against Illinois
- Carried the ball 22 times for 122 yards, the 3rd-most carries ever by a Husker quarterback and the most since 2002
- Posted his first career 100-yard rushing game to become the 100th Husker to have a 100-yard rushing game
- Also had a career-high two rushing touchdowns

**PASSING GAME-BY-GAME**

OPPONENT	COMP-ATT	YDS	TD	INT
at Ohio St.	4-5	55	0	0
at Northwestern	12-16	93	0	1
Penn St.	13-21	152	1	1
Illinois	15-26	134	0	3
at Iowa				
at Purdue				
Minnesota				

**RUSHING GAME-BY-GAME**

OPPONENT	ATT.	YDS	TD	LONG
at Ohio St.	9	80	0	47
at Northwestern	8	49	0	20
Penn St.	13	67	1	22
Illinois	26	122	2	18
at Iowa				
at Purdue				
Minnesota				

**TOTAL OFFENSE GAME-BY-GAME**

OPPONENT	ATT.	PASS	RUSH	TOT
at Ohio St.	14	55	87	142
at Northwestern	24	93	49	142
Penn St.	34	152	67	219
Illinois	52	134	122	256
at Iowa				
at Purdue				
Minnesota				

**CAREER PASSING STATS**

YEAR	G/S	CMP-ATT	PCT	YDS	TD	INT
2019*	4/0	9-12	75.0	142	2	0
2020	4/2	44-68	64.7	434	1	5
<b>TOTAL</b>	<b>8/2</b>	<b>53-80</b>	<b>66.3</b>	<b>576</b>	<b>3</b>	<b>5</b>

\*redshirt season

**Total Offense:** 160 att., 1,060 yds, 7 TDs

**CAREER RUSHING STATS**

YEAR	G/S	ATT.	NET	Y/A	Y/G	TD
2019*	4/0	24	166	6.9	41.5	1
2020	4/2	56	318	5.7	79.5	3
<b>TOTAL</b>	<b>8/2</b>	<b>80</b>	<b>484</b>	<b>6.1</b>	<b>60.5</b>	<b>4</b>

\*redshirt season

**Receiving:** 2 rec., 17 yds, 0 TDs

**CAREER PASSING HIGHS**

<b>Attempts</b>	26 vs. Illinois (2020)
<b>Completions</b>	15 vs. Illinois (2020)
<b>Yards</b>	152 vs. Penn St. (2020)
<b>Touchdowns</b>	1 three times
<b>Long Pass</b>	45 vs. Penn St. [TD] (2020)

**CAREER RUSHING HIGHS**

<b>Attempts</b>	26 vs. Illinois (2020)
<b>Yards</b>	122 vs. Illinois (2020)
<b>Touchdowns</b>	2 vs. Illinois (2020)
<b>Long Rush</b>	47 at Ohio St. (2020)

**CAREER TOTAL OFFENSE HIGHS**

<b>Attempts</b>	52 vs. Illinois (2020)
<b>Yards</b>	256 vs. Illinois (2020)
<b>Total Touchdowns</b>	2 twice



**COLLIN MILLER** #31  
 6-3 | 245 | SR. | ILB  
 FISHERS, IND.

**CAREER HONORS**

- Team Captain (2020)
- Nebraska Linebacker of the Year (2019)
- Nebraska Scout Team Defensive MVP (2016)
- Academic All-Big Ten (2017)
- Nebraska Scholar-Athlete Honor Roll (Spring 2017)
- 2-Time Brook Berringer Citizenship Team
- 2-Time Tom Osborne Citizenship Team

**CAREER NOTES**

- Has started 16 consecutive games at inside linebacker

**SEASON HIGHLIGHTS**

- Ranks 4th on the team with 27 tackles
- Recorded his 100th career tackle and tied for the team lead with seven tackles at Ohio State
- Had a career-high 1.5 TFLs vs. the Buckeyes
- Made six tackles, including a half TFL, and added a quarterback hurry at Northwestern
- Finished with 10 tackles vs. Penn State, his second career game with double-digit tackles
- Had four tackles against Illinois before being carted off the field with an injury in the fourth quarter

**GAME-BY-GAME**

OPPONENT	UT-AT-TT	TFL-YD	SACK-YD
at Ohio St.	3-4-7	1.5-3	0.0-0
at Northwestern	2-4-6	0.5-0	0.0-0
Penn St.	3-7-10	0.0-0	0.0-0
Illinois	1-3-4	0.0-0	0.0-0
at Iowa			
at Purdue			
Minnesota			

**CAREER TACKLE STATS**

YEAR	G/S	UT	AT	TT	TFL-YD	SCK-YD
2016		Redshirt				
2017	12/0	4	7	11	0-0	0.0-0
2018	12/0	9	8	17	1-7	0.0-0
2019	12/12	36	31	67	7-13	1.0-5
2020	4/4	9	18	27	2.0-3	0.0-0
<b>TOTAL</b>	<b>40/16</b>	<b>58</b>	<b>64</b>	<b>122</b>	<b>10.0-23</b>	<b>1.0-5</b>

**CAREER MISCELLANEOUS STATS**

YEAR	FF	FR	PBU	INT	QBH	BLK
2016	Redshirt					
2017	0	1	0	0	0	0
2018	0	0	0	0	0	0
2019	2	1	4	0	1	0
2020	0	0	0	0	2	0
<b>TOTAL</b>	<b>2</b>	<b>2</b>	<b>4</b>	<b>0</b>	<b>3</b>	<b>0</b>

**CAREER HIGHS**

<b>Tackles</b>	10 twice
<b>TFLs</b>	1.5 at Ohio St. (2020)
<b>Sacks</b>	1.0 at Maryland (2019)
<b>Breakups</b>	1 four times



**DEDRICK MILLS #26**

5-11 | 220 | SR. | RB  
WAYCROSS, GA.

**CAREER HONORS**

- Doak Walker Award Watch List (2020)
- Honorable-Mention All-Big Ten (2019)
- 2016 Gator Bowl MVP (at Georgia Tech)
- 2-Time ACC Co-Rookie of the Week (2016)
- Nebraska Scholar-Athlete Honor Roll (Spring 2020)
- Brook Berringer Citizenship Team (2020)
- Tom Osborne Citizenship Team (2020)

**CAREER NOTES**

- Ranks 69th among all FBS players in career rushing yards (1,600)
- Spent his freshman season at Georgia Tech in 2016
- Was a two-time ACC Rookie of the Week & MVP of the 2016 Gator Bowl after rushing for 169 yards on 31 carries

**SEASON HIGHLIGHTS**

- Rushed for 29 yards and one touchdown at Ohio State
- Had 59 yards rushing, including a 3-yard touchdown, at Northwestern
- Also led Nebraska with a career-high six receptions for 33 yards at Northwestern
- Was limited to three carries for 11 yards against Penn State, suffering a first-quarter injury
- Missed the Illinois game due to injury

**GAME-BY-GAME**

OPPONENT	ATT.	YDS	TD	LONG
at Ohio St.	9	29	1	8
at Northwestern	19	59	1	15
Penn St.	3	11	0	5
Illinois	-Did Not Play-			
at Iowa				
at Purdue				
Minnesota				

**CAREER RUSHING STATS**

YEAR	G/S	ATT.	NET	Y/A	Y/G	TD
2016*	9/7	152	771	5.1	85.7	12
2017	at Garden City CC (Redshirt)					
2018	at Garden City CC					
2019	12/6	143	745	5.2	62.1	10
2020	3/3	31	95	3.1	31.7	2
<b>TOTAL</b>	<b>24/16</b>	<b>326</b>	<b>1,611</b>	<b>4.9</b>	<b>67.1</b>	<b>23</b>

\*at Georgia Tech

RECEIVING: 23 rec., 161 yds, 1 TD

PASSING: 0-for-1, 0 yds, 1 INT, 0 TD

**CAREER HIGHS**

<b>Rushing Attempts</b>	31 vs. Kentucky (2016)*
<b>Rushing Yards</b>	188 vs. Wisconsin (2019)
<b>Rushing Touchdowns</b>	3 vs. Vanderbilt (2016)*
<b>Long Rush</b>	61 vs. Northern Illinois (2019)
<b>Receptions</b>	6 at Northwestern (2020)
<b>Receiving Yards</b>	34 vs. Iowa (2019)
<b>Receiving Touchdowns</b>	1 vs. Miami (2016)*
<b>Long Reception</b>	20 at Colorado (2019)

\*at Georgia Tech



**GARRETT NELSON #44**

6-3 | 260 | SO. | OLB  
SCOTTSBLUFF, NEB.

**CAREER HONORS**

- 2-Time Nebraska Scholar-Athlete Honor Roll

**PERSONAL NOTES**

- His father Chris was a two-time All-American wrestler at Nebraska

**SEASON HIGHLIGHTS**

- Has started every game at outside linebacker
- Made one tackle at Ohio State in his first career start
- Had three tackles and a quarterback hurry at Northwestern
- Totaled a career-high nine tackles vs. Penn State

**GAME-BY-GAME**

OPPONENT	UT-AT-TT	TFL-YD	SACK-YD
at Ohio St.	1-0-1	0.0-0	0.0-0
at Northwestern	2-1-3	0.0-0	0.0-0
Penn St.	2-7-9	0.0-0	0.0-0
Illinois	1-0-1	0.0-0	0.0-0
at Iowa			
at Purdue			
Minnesota			

**CAREER TACKLE STATS**

YEAR	G/S	UT	AT	TT	TFL-YD	SCK-YD
2019	11/0	4	11	15	2-5	0.0-0
2020	4/4	6	8	14	0.0-0	0.0-0
<b>TOTAL</b>	<b>15/4</b>	<b>10</b>	<b>19</b>	<b>29</b>	<b>2.0-5</b>	<b>0.0-0</b>

**CAREER MISCELLANEOUS STATS**

YEAR	FF	FR	PBU	INT	QBH	BLK
2019	0	0	0	0	0	0
2020	0	0	0	0	1	0
<b>TOTAL</b>	<b>0</b>	<b>0</b>	<b>0</b>	<b>0</b>	<b>1</b>	<b>0</b>

**CAREER HIGHS**

<b>Tackles</b>	9 vs. Penn St. (2020)
<b>TFLs</b>	2 at Minnesota (2019)
<b>Sacks</b>	none
<b>Breakups</b>	none



**QUINTON NEWSOME #6**

6-2 | 180 | SO. | CB  
SUWANEE, GA.

**CAREER HONORS**

- 2-Time Nebraska Scholar-Athlete Honor Roll
- Brook Berringer Citizenship Team (2020)
- Tom Osborne Citizenship Team (2020)

**SEASON HIGHLIGHTS**

- Had his first four career tackles at Ohio State
- Also forced a fumble that was recovered by Nebraska
- Started in place of Cam Taylor-Britt (missed first half due to targeting disqualification the previous game) at Northwestern and made three tackles
- Made one tackle against Penn State and Illinois

**GAME-BY-GAME**

OPPONENT	UT-AT-TT	TFL-YD	PBU	INT
at Ohio St.	3-1-4	0.0-0	0	0
at Northwestern	3-0-3	0.0-0	0	0
Penn St.	0-1-1	0.0-0	0	0
Illinois	1-0-1	0.0-0	0	0
at Iowa				
at Purdue				
Minnesota				

**CAREER TACKLE STATS**

YEAR	G/S	UT	AT	TT	TFL-YD	SCK-YD
2019	10/0	0	0	0	0-0	0.0-0
2020	4/1	7	2	9	0.0-0	0.0-0
<b>TOTAL</b>	<b>14/1</b>	<b>7</b>	<b>2</b>	<b>9</b>	<b>0.0-0</b>	<b>0.0-0</b>

**CAREER MISCELLANEOUS STATS**

YEAR	FF	FR	PBU	INT	QBH	BLK
2019	0	0	0	0	0	0
2020	1	0	0	0	0	0
<b>TOTAL</b>	<b>1</b>	<b>0</b>	<b>0</b>	<b>0</b>	<b>0</b>	<b>0</b>

**CAREER HIGHS**

<b>Tackles</b>	4 at Ohio St. (2020)
<b>TFLs</b>	none
<b>Sacks</b>	none
<b>Breakups</b>	none



**PHELDARIUS #49  
PAYNE**

6-3 | 275 | JR. | DL  
SUFFOLK, VA.

**CAREER NOTES**

- Came to Nebraska from Lackawanna Community College in Pennsylvania

**SEASON HIGHLIGHTS**

- Totaled two tackles in his Husker debut at Ohio State
- Made two more tackles at Northwestern
- Had a career-high six tackles against Penn State, including his first career TFL
- Recorded three tackles against Illinois

**GAME-BY-GAME**

OPPONENT	UT-AT-TT	TFL-YD	SACK-YD
at Ohio St.	0-2-2	0.0-0	0.0-0
at Northwestern	1-1-2	0.0-0	0.0-0
Penn St.	3-3-6	0.5-1	0.0-0
Illinois	2-1-3	0.0-0	0.0-0
at Iowa			
at Purdue			
Minnesota			

**CAREER TACKLE STATS**

YEAR	G/S	UT	AT	TT	TFL-YD	SCK-YD
2020	4/0	6	7	13	0.5-1	0.0-0

**CAREER MISCELLANEOUS STATS**

YEAR	FF	FR	PBU	INT	QBH	BLK
2020	0	0	1	0	2	0

**CAREER HIGHS**

<b>Tackles</b>	6 vs. Penn St. (2020)
<b>TFLs</b>	0.5 vs. Penn St. (2020)
<b>Sacks</b>	none
<b>Breakups</b>	none



**ETHAN #57  
PIPER**

6-4 | 300 | R-FR. | OL  
NORFOLK, NEB.

**CAREER HONORS**

- 2-Time Nebraska Scholar-Athlete Honor Roll

**CAREER NOTES**

- Played in one game while redshirting in 2019, becoming the 13th true freshman offensive lineman to play in a game at Nebraska

**SEASON HIGHLIGHTS**

- Has played extensively in every game with three starts at left guard
- Made his first career start at Northwestern and has started the last three games

**CAREER STATS**

- **Games:** 5 (1 in 2019; 4 in 2020)
- **Starts:** 3 (3 in 2020)



**WILLIAM #40  
PRZYSTUP**

6-4 | 250 | SO. | P  
OVIEDO, FLA.

**CAREER NOTES**

- Began his career at Michigan State, playing in four games while redshirting in 2018

**SEASON HIGHLIGHTS**

- Has handled all of Nebraska's punting duties this season
- Earned his first Nebraska start at punter and punted five times for a 44.6-yard average with a long of 51
- Averaged 40.4 yards on five punts at Northwestern with a career-long 56-yard punt
- Pinned Penn State inside the 20 twice and inside the 10 once in four punts
- Also had a 53-yard punt from his own 16-yard line that was fair caught at the PSU 31-yard line in the fourth quarter with Nebraska clinging to a seven-point lead
- Averaged a career-high 49.0 yards per punt on two attempts against Illinois
- Placed both of his punts inside the 20 and tied his career long with a 56-yard punt

**PUNTING GAME-BY-GAME**

OPPONENT	NO.	AVG	I20	LONG
at Ohio St.	5	44.6	1	51
at Northwestern	5	40.4	0	56
Penn St.	4	40.5	2	53
Illinois	2	49.0	2	56
at Iowa				
at Purdue				
Minnesota				

**CAREER PUNTING STATS**

YEAR	NO.	AVG	LG	TB	I20	50+	BLK
2018*^	27	40.6	55	3	9	5	0
2019	0	0.0	-	0	0	0	0
2020	16	42.8	56	1	5	4	0
<b>TOTAL</b>	<b>43</b>	<b>41.4</b>	<b>56</b>	<b>4</b>	<b>14</b>	<b>9</b>	<b>0</b>

\*at Michigan State

^redshirt season

KICKOFFS: 34 att., 11 touchbacks

**CAREER PUNTING HIGHS**

<b>Punts</b>	8 vs. Rutgers (2018)*
<b>Average</b>	49.0 vs. Illinois (2020)
<b>Inside 20</b>	5 vs. Rutgers (2018)*
<b>50-Yard Punts</b>	2 twice*
<b>Long Punt</b>	56 twice

\*at Michigan State



**LUKE REIMER** #28

6-1 | 220 | SO. | ILB  
LINCOLN, NEB.

**CAREER HONORS**

- Nebraska Scholar-Athlete Honor Roll (Spring 2020)

**SEASON HIGHLIGHTS**

- Tied for the team lead with 2.0 sacks and tied for second on the team with 3.5 TFLs, despite missing one game
- Already has more tackles this year than in his entire freshman season
- Missed the Ohio State game due to injury
- Made his first career start at Northwestern and led Nebraska with a career-high 10 tackles, a career-high 1.5 TFLs and his first career sack
- Also forced a fumble on his sack
- Registered four tackles against Penn State, including a sack for the second straight game
- Made seven tackles against Illinois with a TFL for the third straight game

**GAME-BY-GAME**

OPPONENT	UT-AT-TT	TFL-YD	SACK-YD
at Ohio St.		-Did Not Play-	
at Northwestern	7-3-10	1.5-9	1.0-8
Penn St.	2-2-4	1.0-4	1.0-4
Illinois	4-3-7	1.0-2	0.0-0
at Iowa			
at Purdue			
Minnesota			

**CAREER TACKLE STATS**

YEAR	G/S	UT	AT	TT	TFL-YD	SCK-YD
2019	10/0	7	4	11	1-4	0.0-0
2020	3/1	13	8	21	3.5-15	2.0-12
<b>TOTAL</b>	<b>13/1</b>	<b>20</b>	<b>12</b>	<b>32</b>	<b>4.5-19</b>	<b>2.0-12</b>

**CAREER MISCELLANEOUS STATS**

YEAR	FF	FR	PBU	INT	QBH	BLK
2019	0	1	0	0	0	0
2020	1	0	0	0	0	0
<b>TOTAL</b>	<b>1</b>	<b>1</b>	<b>0</b>	<b>0</b>	<b>0</b>	<b>0</b>

**CAREER HIGHS**

<b>Tackles</b>	10 at Northwestern (2020)
<b>TFLs</b>	1.5 at Northwestern (2020)
<b>Sacks</b>	1.0 twice
<b>Breakups</b>	none



**WAN'DALE ROBINSON** #1

5-10 | 190 | SO. | WR  
FRANKFORT, KY.

**CAREER HONORS**

- Paul Hornung Award Finalist (2019)
- Paul Hornung Award Watch List (2020)
- 2nd-Team Freshman All-American (2019, The Athletic)
- Honorable-Mention All-Big Ten (2019)
- 2-Time Big Ten Freshman of the Week (2019)
- Nebraska Scholar-Athlete Honor Roll (Spring 2019)

**NEBRASKA RECORDS**

- Receptions by a True Freshman (40 in 2019)
- Receiving Yards by a True Freshman (443 in 2019)

**PERSONAL NOTES**

- Only letterwinner from Kentucky in NU history

**CAREER NOTES**

- 1 of 4 Husker true freshmen to total 1,000 all-purpose yards (Ahman Green in 1995; Ameer Abdullah in 2011; De'Mornay Pierson-El in 2014)
- 1 of 4 finalists for the 2019 Paul Hornung Award, presented to the nation's most versatile player
- Joined Ameer Abdullah (2014) as the only Hornung Award finalists in Husker history
- In 2019, was 4th nationally among all freshmen and 2nd among all Power Five Conference freshmen in all-purpose yards per game (112.8)

**SEASON HIGHLIGHTS**

- Leads NU with 21 receptions and 152 receiving yards and ranks 3rd with 120 rushing yards
- Led Nebraska with six catches and 49 receiving yards at Ohio State
- Had six of the eight receptions by a Husker wide receiver against the Buckeyes
- Added four catches for 32 yards at Northwestern
- His final catch was the 50th of his career, as he reached the mark in his 12th game to become the 2nd-fastest Husker to 50 career catches
- Played primarily at running back against Penn State after starter Dedrick Mills suffered a first-quarter injury
- Ran 16 times for 60 yards against PSU
- Had 13 offensive touches for 120 yards against Illinois, including six catches for 60 yards and seven carries for 60 yards

**RECEIVING GAME-BY-GAME**

OPPONENT	REC.	YDS	TD	LONG
at Ohio St.	6	49	0	21
at Northwestern	4	32	0	14
Penn St.	0	0	0	-
Illinois	6	60	0	31
at Iowa				
at Purdue				
Minnesota				

**RUSHING GAME-BY-GAME**

OPPONENT	ATT.	YDS	TD	LONG
at Ohio St.	0	0	0	-
at Northwestern	0	0	0	-
Penn St.	16	60	0	14
Illinois	7	60	0	32
at Iowa				
at Purdue				
Minnesota				

**CAREER RECEIVING STATS**

YEAR	G/S	REC.	YDS	Y/R	Y/G	TD
2019	10/4	40	453	11.3	45.3	2
2020	4/4	21	152	7.2	38.0	0
<b>TOTAL</b>	<b>14/8</b>	<b>61</b>	<b>605</b>	<b>9.9</b>	<b>43.2</b>	

**CAREER RUSHING STATS**

YEAR	G/S	ATT.	NET	Y/A	Y/G	TD
2019	10/4	88	340	3.9	34.0	3
2020	4/4	23	120	5.2	30.0	0
<b>TOTAL</b>	<b>14/8</b>	<b>111</b>	<b>460</b>	<b>4.1</b>	<b>32.9</b>	<b>3</b>

**CAREER ALL-PURPOSE STATS**

YEAR	RUSH	REC	PR	KR	TOT	Y/G
2019	340	453	0	236	1,029	102.9
2020	120	152	-5	0	267	66.8
<b>TOTAL</b>	<b>460</b>	<b>605</b>	<b>-5</b>	<b>236</b>	<b>1,296</b>	<b>92.6</b>

KICKOFF RETURNS: 11 ret., 236 yds, 0 TD

PUNT RETURNS: 1 ret., -5 yds, 0 TD

**CAREER HIGHS**

<b>Receptions</b>	8 at Illinois
<b>Receiving Yards</b>	123 vs. Northwestern (2019)
<b>Receiving Touchdowns</b>	2 at Illinois (2019)
<b>Long Reception</b>	49 vs. Northwestern (2019)
<b>Rushes</b>	22 vs. Indiana (2019)
<b>Rushing Yards</b>	89 at Illinois (2019)
<b>Rushing Touchdowns</b>	1 three times
<b>Long Rush</b>	42 vs. Northwestern (2019)





**TY ROBINSON** #99  
6-6 | 315 | R-FR. | DL  
GILBERT, ARIZ.

**CAREER NOTES**

- Redshirted in 2019, but played in three games

**SEASON HIGHLIGHTS**

- Has started two of the Huskers' three games at defensive end as a redshirt freshman
- Started and made the first three tackles of his career at Ohio State, including 1.0 tackle for loss
- Had another TFL, a career-high four tackles and his first career quarterback hurry at Northwestern
- Had a career-high four tackles for the second straight week against Penn State

**GAME-BY-GAME**

OPPONENT	UT-AT-TT	TFL-YD	SACK-YD
at Ohio St.	1-2-3	1.0-2	0.0-0
at Northwestern	3-1-4	1.0-1	0.0-0
Penn St.	0-4-4	0.0-0	0.0-0
Illinois	1-1-2	0.0-0	0.0-0
at Iowa			
at Purdue			
Minnesota			

**CAREER TACKLE STATS**

YEAR	G/S	UT	AT	TT	TFL-YD	SCK-YD
2019	3/0	0	0	0	0-0	0.0-0
2020	4/3	5	8	13	2.0-3	0.0-0
<b>TOTAL</b>	<b>7/3</b>	<b>5</b>	<b>8</b>	<b>13</b>	<b>2.0-3</b>	<b>0.0-0</b>

\*redshirt season

**CAREER MISCELLANEOUS STATS**

YEAR	FF	FR	PBU	INT	QBH	BLK
2019	0	0	0	0	0	0
2020	0	0	0	0	1	0
<b>TOTAL</b>	<b>0</b>	<b>0</b>	<b>0</b>	<b>0</b>	<b>1</b>	<b>0</b>

\*redshirt season

**CAREER HIGHS**

<b>Tackles</b>	4 twice
<b>TFLs</b>	1.0 twice
<b>Sacks</b>	none
<b>Breakups</b>	none



**CASEY ROGERS** #98  
6-4 | 300 | SO. | DL  
SYRACUSE, N.Y.

**CAREER HONORS**

- Academic All-Big Ten (2019)
- Nebraska Scholar-Athlete Honor Roll (Fall 2018)
- 2-Time Brook Berringer Citizenship Team
- 2-Time Tom Osborne Citizenship Team

**PERSONAL NOTES**

- Father, Lelan, is an assistant men's lacrosse coach at Syracuse

**SEASON HIGHLIGHTS**

- Totaled the first four tackles of his career at Ohio State, leading all Husker defensive linemen in stops
- Made his first career start at Northwestern and had one tackle
- Finished with three tackles against Penn State
- Had a career-high five tackles against Illinois, including a half tackle for loss for his first career TFL

**GAME-BY-GAME**

OPPONENT	UT-AT-TT	TFL-YD	SACK-YD
at Ohio St.	2-2-4	0.0-0	0.0-0
at Northwestern	1-0-1	0.0-0	0.0-0
Penn St.	0-3-3	0.0-0	0.0-0
Illinois	0-5-5	0.5-1	0.0-0
at Iowa			
at Purdue			
Minnesota			

**CAREER TACKLE STATS**

YEAR	G/S	UT	AT	TT	TFL-YD	SCK-YD
2018						Redshirt
2019	4/0	0	0	0	0-0	0.0-0
2020	4/1	3	10	13	0.5-1	0.0-0
<b>TOTAL</b>	<b>8/1</b>	<b>3</b>	<b>10</b>	<b>13</b>	<b>0.5-1</b>	<b>0.0-0</b>

**CAREER MISCELLANEOUS STATS**

YEAR	FF	FR	PBU	INT	QBH	BLK
2018						Redshirt
2019	0	0	0	0	0	0
2020	0	0	0	0	1	0
<b>TOTAL</b>	<b>0</b>	<b>0</b>	<b>0</b>	<b>0</b>	<b>1</b>	<b>0</b>

**CAREER HIGHS**

<b>Tackles</b>	5 vs. Illinois (2020)
<b>TFLs</b>	none
<b>Sacks</b>	none
<b>Breakups</b>	none



**MARVIN SCOTT III** #24  
5-9 | 210 | FR. | RB  
DAYTONA BEACH, FLA.

**PERSONAL NOTES**

- Was a state champion weight lifter in high school

**SEASON HIGHLIGHTS**

- Made his debut at Northwestern with three carries for 14 yards
- Carried the ball five times for 11 yards against Penn State
- Also posted his first career reception with a 14-yard catch on 3rd-and-9 in a second-quarter drive that led to a Husker field goal
- Started and set career highs with eight carries for 22 yards against Illinois

**GAME-BY-GAME**

OPPONENT	ATT.	YDS	TD	LONG
at Ohio St.		-Did Not Play-		
at Northwestern	3	14	0	8
Penn St.	5	11	0	5
Illinois	8	22	0	7
at Iowa				
at Purdue				
Minnesota				

**CAREER RUSHING STATS**

YEAR	G/S	ATT.	NET	Y/A	Y/G	TD
2020	3/1	16	47	2.9	15.7	0

RECEIVING: 1 rec., 14 yds, 0 TDs

**CAREER HIGHS**

<b>Rushing Attempts</b>	8 vs. Illinois (2020)
<b>Rushing Yards</b>	22 vs. Illinois (2020)
<b>Rushing Touchdowns</b>	none
<b>Long Rush</b>	8 at Northwestern (2020)



**BEN STILLE** #95

6-5 | 295 | SR. | DL  
ASHLAND, NEB.

**CAREER HONORS**

- Campbell Trophy Semifinalist (2020)
- 2-Time Wuerffel Trophy Watch List
- 2-Time AFCA Good Works Team Nominee
- Big Ten Sportsmanship Award (2019)
- BTN All-Freshman Team (2017)
- Big Ten Freshman of the Week (2017 vs. Illinois)
- Academic All-District VII (2019)
- Big Ten Distinguished Scholar (2019)
- 3-Time Academic All-Big Ten
- 6-Time Nebraska Scholar-Athlete Honor Roll
- Sam Foltz Hero 27 Leadership Award (2019)
- 4-Time Brook Berringer Citizenship Team
- 4-Time Tom Osborne Citizenship Team

**PERSONAL NOTES**

- Earned his degree in nutrition and health sciences in December of 2019

**CAREER NOTES**

- 1st Husker freshman to lead NU in TFLs (10 in 2017) since the stat began being tracked in 1968
- 1st Husker freshman to lead NU in sacks (3.5 in 2017) since the stat became official in 1981

**SEASON HIGHLIGHTS**

- Has started every game and made at least three tackles in each game
- Had three tackles against Penn State and a quarterback hit that forced a fourth-down incompletion on the Nittany Lions' final play

**GAME-BY-GAME**

OPPONENT	UT-AT-TT	TFL-YD	SACK-YD
at Ohio St.	2-1-3	0.5-0	0.0-0
at Northwestern	2-2-4	0.0-0	0.0-0
Penn St.	1-2-3	0.0-0	0.0-0
Illinois	1-3-4	0.0-0	0.0-0
at Iowa			
at Purdue			
Minnesota			

**CAREER TACKLE STATS**

YEAR	G/S	UT	AT	TT	TFL-YD	SCK-YD
2016		Redshirt				
2017	9/1	12	12	24	10-38	3.5-27
2018	12/11	10	15	25	5-28	5.0-28
2019	12/2	13	18	31	8-38	3.0-20
2020	4/4	5	9	14	0.5-0	0.0-0
<b>TOTAL</b>	<b>37/18</b>	<b>40</b>	<b>54</b>	<b>94</b>	<b>23.5-104</b>	<b>11.5-75</b>

**CAREER MISCELLANEOUS STATS**

YEAR	FF	FR	PBU	INT	QBH	BLK
2016	Redshirt					
2017	1	0	1	0	1	0
2018	0	0	2	0	6	0
2019	0	0	1	0	5	0
2020	0	0	0	0	1	0
<b>TOTAL</b>	<b>1</b>	<b>0</b>	<b>4</b>	<b>0</b>	<b>13</b>	<b>0</b>

**CAREER HIGHS**

<b>Tackles</b>	5 vs. Northwestern (2019)
<b>TFLs</b>	3 at Illinois (2017)
<b>Sacks</b>	1.0 nine times
<b>Breakups</b>	2 vs. Bethune-Cookman (2018)



**JACK STOLL** #86

6-4 | 260 | SR. | TE  
LONE TREE, COLO.

**CAREER HONORS**

- 3-Time Mackey Award Watch List
- Big Ten Distinguished Scholar (2020)
- 3-Time Academic All-Big Ten
- 7-Time Nebraska Scholar-Athlete Honor Roll
- 4-Time Brook Berringer Citizenship Team
- 4-Time Tom Osborne Citizenship Team

**PERSONAL NOTES**

- Earned his degree in marketing in May of 2020

**SEASON HIGHLIGHTS**

- Made two catches for 24 yards at Ohio State before leaving the game in the first half with an injury
- Missed the Northwestern game due to injury, snapping his streak of 25 consecutive starts
- Returned in a limited role against Penn State, but did not have a catch as he worked his way back from his injury
- Continued to work his way back against Illinois

**GAME-BY-GAME**

OPPONENT	REC.	YDS	TD	LONG
at Ohio St.	2	24	0	15
at Northwestern	-Did Not Play-			
Penn St.	0	0	0	-
Illinois	0	0	0	-
at Iowa				
at Purdue				
Minnesota				

**CAREER RECEIVING STATS**

YEAR	G/S	REC.	YDS	Y/R	Y/G	TD
2016	Redshirt					
2017	12/1	8	89	11.1	7.4	2
2018	12/12	21	245	11.7	20.4	3
2019	12/12	25	234	9.4	19.5	1
2020	3/1	2	24	12.0	8.0	0
<b>TOTAL</b>	<b>39/26</b>	<b>56</b>	<b>592</b>	<b>10.6</b>	<b>15.2</b>	<b>6</b>

KICKOFF RETURNS: 2 ret., 16 yds, 0 TD

**CAREER HIGHS**

<b>Receptions</b>	4 four times
<b>Receiving Yards</b>	66 vs. South Alabama (2019)
<b>Receiving Touchdowns</b>	1 six times
<b>Long Reception</b>	42 vs. South Alabama (2019)



**CALEB TANNOR** #2

6-2 | 220 | JR. | OLB  
STONE RIDGE, GA.

**CAREER HONORS**

- Nebraska Scholar-Athlete Honor Roll (Spring 2019)
- Brook Berringer Citizenship Team (2019)
- Tom Osborne Citizenship Team (2019)

**SEASON HIGHLIGHTS**

- Has started two of Nebraska's three games at outside linebacker
- Totaled four tackles at Ohio State - one shy of his career high - and tied his career high with 1.0 sack
- Made two tackles at Northwestern and had a pair of quarterback hurries, the first two hurries of his career
- Finished with three tackles against Penn State
- Made four stops against Illinois

**GAME-BY-GAME**

OPPONENT	UT-AT-TT	TFL-YD	SACK-YD
at Ohio St.	2-2-4	1.0-7	1.0-7
at Northwestern	1-1-2	0.0-0	0.0-0
Penn St.	1-2-3	0.0-0	0.0-0
Illinois	2-2-4	0.0-0	0.0-0
at Iowa			
at Purdue			
Minnesota			

**CAREER TACKLE STATS**

YEAR	G/S	UT	AT	TT	TFL-YD	SCK-YD
2018	12/0	6	4	10	1-7	1.0-7
2019	12/5	9	8	17	4-15	2.5-14
2020	4/2	6	7	13	1.0-7	1.0-7
<b>TOTAL</b>	<b>28/7</b>	<b>21</b>	<b>19</b>	<b>40</b>	<b>6.0-29</b>	<b>4.5-28</b>

**CAREER MISCELLANEOUS STATS**

YEAR	FF	FR	PBU	INT	QBH	BLK
2018	0	0	0	0	0	0
2019	0	0	1	0	0	0
2020	0	0	0	0	2	0
<b>TOTAL</b>	<b>0</b>	<b>0</b>	<b>1</b>	<b>0</b>	<b>2</b>	<b>0</b>

**CAREER HIGHS**

<b>Tackles</b>	5 vs. Northwestern (2019)
<b>TFLs</b>	2 vs. Northwestern (2019)
<b>Sacks</b>	1.0 three times
<b>Breakups</b>	1 at Illinois (2019)



**CAM TAYLOR-BRITT #5**  
 6-0 | 215 | JR. | CB  
 MONTGOMERY, ALA.

**CAREER HONORS**

- Honorable-Mention All-Big Ten (2019)
- Nebraska Boyd Epley Lifter of the Year (2019)
- Nebraska Scholar-Athlete Honor Roll (Spring 2020)
- Brook Berringer Citizenship Team (2019)
- Tom Osborne Citizenship Team (2019)

**CAREER NOTES**

- Ranked 3rd nationally with four forced fumbles in 2019, the most by any Husker since 1999

**SEASON HIGHLIGHTS**

- Is Nebraska's leading punt return with four returns for 49 yards (12.2 yards per return)
- Made his fourth career start at cornerback at Ohio State and had five tackles before being disqualified in the second half due to targeting
- Had to sit out the first half at Northwestern and had two tackles and 1.0 TFL in the second half
- Had an impressive all-around game in the win over Penn State
- Had an interception and a 55-yard return to set up a Husker field goal and a 25-yard punt return to set up another field goal
- Also returned a missed field goal 34 yards, in addition to posting four tackles and a breakup
- Posted three tackles against Illinois and returned two punts for 22 yards

**GAME-BY-GAME**

OPPONENT	UT-AT-TT	TFL-YD	PBU	INT
at Ohio St.	3-2-5	0.0-0	0	0
at Northwestern	2-0-2	1.0-4	0	0
Penn St.	4-0-4	0.0-0	1	1
Illinois	3-0-3	0.0-0	0	0
at Iowa				
at Purdue				
Minnesota				

**CAREER TACKLE STATS**

YEAR	G/S	UT	AT	TT	TFL-YD	SCK-YD
2018	11/0	9	3	12	0-0	0.0-0
2019	10/9	29	20	49	4-20	1.5-15
2020	4/3	12	2	14	1.0-4	0.0-0
<b>TOTAL</b>	<b>25/12</b>	<b>50</b>	<b>25</b>	<b>75</b>	<b>5.0-24</b>	<b>1.5-15</b>

**CAREER MISCELLANEOUS STATS**

YEAR	FF	FR	PBU	INT	QBH	BLK
2018	0	1	3	0	0	0
2019	4	1	3	3	0	0
2020	0	0	1	1	0	0
<b>TOTAL</b>	<b>4</b>	<b>2</b>	<b>7</b>	<b>4</b>	<b>0</b>	<b>0</b>

**PUNT RETURNS:** 4 att., 49 yards, 0 TDs

**CAREER HIGHS**

<b>Tackles</b>	7 vs. Ohio St. (2019)
<b>TFLs</b>	2 vs. South Alabama (2019)
<b>Sacks</b>	1.0 vs. South Alabama (2019)
<b>Breakups</b>	1 seven times
<b>Interceptions</b>	1 four times
<b>Interception Returns for TD</b>	1 vs. Iowa (2019)



**RONALD THOMPKINS #25**  
 5-11 | 195 | R-FR. | RB  
 LOGANVILLE, GA.

**PERSONAL NOTES**

- Has overcome two torn ACL injuries, both suffered in high school
- His Husker debut at Ohio State marked his first game in 791 days

**SEASON HIGHLIGHTS**

- Had four carries for 22 yards at Ohio State and added a 10-yard reception
- Did not make the trip to Northwestern
- Had a two-yard carry against Penn State
- Missed the Illinois game with an injury

**GAME-BY-GAME**

OPPONENT	ATT.	YDS	TD	LONG
at Ohio St.	4	22	0	9
at Northwestern	-Did Not Play-			
Penn St.	1	2	0	2
Illinois	-Did Not Play-			
at Iowa				
at Purdue				
Minnesota				

**CAREER RUSHING STATS**

YEAR	G/S	ATT.	NET	Y/A	Y/G	TD
2019						Redshirt
2020	2/0	5	24	4.8	12.0	0
<b>TOTAL</b>	<b>2/0</b>	<b>5</b>	<b>24</b>	<b>4.8</b>	<b>12.0</b>	<b>0</b>

**RECEIVING:** 1 rec., 10 yards, 0 TDs

**CAREER HIGHS**

<b>Rushing Attempts</b>	4 at Ohio St. (2020)
<b>Rushing Yards</b>	22 at Ohio St. (2020)
<b>Rushing Touchdowns</b>	none
<b>Long Rush</b>	9 at Ohio St. (2020)
<b>Receptions</b>	1 at Ohio St. (2020)
<b>Receiving Yards</b>	10 at Ohio St. (2020)
<b>Receiving Touchdowns</b>	none
<b>Long Reception</b>	10 at Ohio St. (2020)



**KADE WARNER #81**  
 6-1 | 210 | JR. | WR  
 SCOTTSDALE, ARIZ.

**CAREER HONORS**

- Team Captain (2020)
- 2-Time Academic All-Big Ten
- 2-Time Nebraska Scholar-Athlete Honor Roll
- 2-Time Brook Berringer Citizenship Team
- 2-Time Tom Osborne Citizenship Team

**PERSONAL NOTES**

- Is the son of Kurt Warner, a 2017 Pro Football Hall of Fame inductee, two-time NFL MVP and Super Bowl XXXIV MVP

**PERSONAL NOTES**

- Joined Nebraska as a walk-on but was placed on scholarship for the 2020 season

**SEASON HIGHLIGHTS**

- Team captain has started all four games
- Caught two passes for 13 yards at Northwestern
- Had a 13-yard reception against Penn State

**GAME-BY-GAME**


OPPONENT	REC.	YDS	TD	LONG
at Ohio St.	0	0	0	-
at Northwestern	2	13	0	7
Penn St.	1	13	0	13
Illinois	0	0	0	-
at Iowa				
at Purdue				
Minnesota				

**CAREER RECEIVING STATS**

YEAR	G/S	REC.	YDS	Y/R	Y/G	TD
2017						Redshirt
2018	9/7	17	95	5.6	10.6	0
2019	7/5	8	101	12.6	14.4	0
2020	4/4	3	26	8.7	6.5	0
<b>TOTAL</b>	<b>20/16</b>	<b>28</b>	<b>222</b>	<b>7.9</b>	<b>11.1</b>	<b>0</b>

**CAREER HIGHS**

<b>Receptions</b>	4 twice
<b>Receiving Yards</b>	38 at Minnesota (2019)
<b>Receiving Touchdowns</b>	none
<b>Long Reception</b>	26 at Minnesota (2019)



**DEONTAI WILLIAMS #8**

6-1 | 205 | SR. | S  
JACKSONVILLE, FLA.

**CAREER HONORS**

- Nebraska Scholar-Athlete Honor Roll (Fall 2018)

**CAREER NOTES**

- Has missed nearly two full seasons due to injury
- Played in only the first game of the year at Jones County CC in 2016 and played in only one game at Nebraska in 2019

**PERSONAL NOTES**

- Earned his degree in child, youth and family studies in December of 2019
- His father, Roosevelt, was a 3rd-round NFL Draft pick in 2002 and played two seasons in the NFL

**SEASON HIGHLIGHTS**

- Made his return to the field at Ohio State and tied his career high with five tackles before being disqualified in the second half due to a targeting penalty
- Missed the first half of the Northwestern game before totaling four tackles in the second half, including tying his career high with 1.0 TFLs
- Had a 13-yard strip sack against Penn State, and he recovered the fumble and returned it 26 yards for a touchdown
- Was the first Husker to have a sack, forced fumble and fumble return for a touchdown on the same play since at least 1962
- Also broke up a pass against the Nittany Lions
- Set a career high with six tackles against Illinois

**GAME-BY-GAME**

OPPONENT	UT-AT-TT	TFL-YD	PBU	INT
at Ohio St.	5-0-5	0.0-0	0	0
at Northwestern	2-2-4	1.0-3	0	0
Penn St.	2-1-3	1.0-13	1	0
Illinois	3-3-6	0.0-0	0	0
at Iowa				
at Purdue				
Minnesota				

**CAREER TACKLE STATS**

YEAR	G/S	UT	AT	TT	TFL-YD	SCK-YD
2018	12/1	15	8	23	1-0	0.0-0
2019	1/1	2	0	2	0-0	0.0-0
2020	4/3	12	6	18	2.0-16	1.0-13
<b>TOTAL</b>	<b>17/5</b>	<b>29</b>	<b>14</b>	<b>43</b>	<b>3.0-16</b>	<b>1.0-13</b>

**CAREER MISCELLANEOUS STATS**

YEAR	FF	FR	PBU	INT	QBH	BLK
2018	2	1	2	2	0	0
2019	0	0	0	0	0	0
2020	1	1	1	0	0	0
<b>TOTAL</b>	<b>3</b>	<b>2</b>	<b>3</b>	<b>2</b>	<b>0</b>	<b>0</b>

**CAREER HIGHS**

<b>Tackles</b>	6 vs. Illinois (2020)
<b>TFLs</b>	1.0 three times
<b>Sacks</b>	1.0 vs. Penn St. (2020)
<b>Breakups</b>	1 three times
<b>Interceptions</b>	1 twice (both in 2018)
<b>Fumble Return TDs</b>	1 vs. Penn St. (2020)



**BOE WILSON #56**

6-3 | 300 | SR. | OL  
LEE'S SUMMIT, MO.

**CAREER HONORS**

- Honorable-Mention All-Big Ten (2018)
- 3-Time Academic All-Big Ten
- 6-Time Nebraska Scholar-Athlete Honor Roll

**SEASON HIGHLIGHTS**

- Started at left guard for the first time in his career at Ohio State
- Started at right guard at Northwestern
- Saw his streak of 23 consecutive starts snapped against Penn State
- Played extensively at right guard in the second half against Illinois

**CAREER STATS**

- **Games:** 39  
(12 in 2017; 12 in 2018; 12 in 2019; 3 in 2020)
- **Starts:** 23  
(9 in 2018; 12 in 2019; 2 in 2020)



## 2020 NEBRASKA SCHEDULE AND RESULTS

DATE	OPPONENT	RESULT	SCORE	RECORD	CONFERENCE	TIME	ATTEND.
Oct. 24	at No. 5 Ohio State *	L	17-52	0-1	0-1	3:19	1,344
Nov. 7	at Northwestern *	L	13-21	0-2	0-2	3:13	N/A
Nov. 14	Penn State *	W	30-23	1-2	1-2	3:23	N/A
Nov. 21	Illinois *	L	23-41	1-3	1-3	2:37	N/A

\*Big Ten Conference game

SCORE BY QUARTERS	1ST	2ND	3RD	4TH	OT	TOTAL
Nebraska	24	40	10	9		83
Opponents	35	30	41	31		137

### TEAM STATISTICS

TEAM STATISTICS	NU	OPP
<b>SCORING</b>	<b>83</b>	<b>137</b>
Points Per Game	20.8	34.2
Points Off Turnovers	20	24
<b>FIRST DOWNS</b>	<b>87</b>	<b>97</b>
Rushing	48	48
Passing	32	42
Penalty	7	7
<b>RUSHING YARDAGE</b>	<b>795</b>	<b>893</b>
Yards gained rushing	909	988
Yards lost rushing	114	95
Rushing Attempts	162	190
Average Per Rush	4.9	4.7
Average Per Game	198.8	223.2
TDs Rushing	6	11
<b>PASSING YARDAGE</b>	<b>707</b>	<b>906</b>
Comp-Att-Int	71-116-6	73-112-3
Average Per Pass	6.1	8.1
Average Per Catch	10.0	12.4
Average Per Game	176.8	226.5
TDs Passing	2	5
<b>TOTAL OFFENSE</b>	<b>1502</b>	<b>1799</b>
Total Plays	278	302
Average Per Play	5.4	6.0
Average Per Game	375.5	449.8
<b>KICK RETURNS: #-Yards</b>	<b>7-128</b>	<b>9-141</b>
<b>PUNT RETURNS: #-Yards</b>	<b>6-51</b>	<b>5-88</b>
<b>INT RETURNS: #-Yards</b>	<b>3-100</b>	<b>6-36</b>
<b>KICK RETURN AVERAGE</b>	<b>18.3</b>	<b>15.7</b>
<b>PUNT RETURN AVERAGE</b>	<b>8.5</b>	<b>17.6</b>
<b>INT RETURN AVERAGE</b>	<b>33.3</b>	<b>6.0</b>
<b>FUMBLES-LOST</b>	<b>9-4</b>	<b>8-2</b>
<b>PENALTIES-Yards</b>	<b>29-250</b>	<b>18-159</b>
Average Per Game	62.5	39.8
<b>PUNTS-Yards</b>	<b>16-685</b>	<b>12-530</b>
Average Per Punt	42.8	44.2
Net punt average	36.1	39.9
<b>KICKOFFS-Yards</b>	<b>18-1036</b>	<b>27-1602</b>
Average Per Kick	57.6	59.3
Net kick average	41.4	41.6
<b>TIME OF POSSESSION/Game</b>	<b>26:37</b>	<b>33:23</b>
<b>3RD-DOWN Conversions</b>	<b>16/50</b>	<b>34/63</b>
3rd-Down Pct	32%	54%
<b>4TH-DOWN Conversions</b>	<b>5/9</b>	<b>7/9</b>
4th-Down Pct	56%	78%
<b>SACKS BY-Yards</b>	<b>7-54</b>	<b>8-54</b>
<b>MISC YARDS</b>	<b>34</b>	<b>0</b>
<b>TOUCHDOWNS SCORED</b>	<b>9</b>	<b>17</b>
<b>FIELD GOALS-ATTEMPTS</b>	<b>7-8</b>	<b>6-8</b>
<b>ON-SIDE KICKS</b>	<b>0-1</b>	<b>0-0</b>
<b>RED-ZONE SCORES</b>	<b>(14-17) 82%</b>	<b>(18-22) 82%</b>
<b>RED-ZONE TOUCHDOWNS</b>	<b>(7-17) 41%</b>	<b>(12-22) 55%</b>
<b>PAT-ATTEMPTS</b>	<b>(8-8) 100%</b>	<b>(17-17) 100%</b>

### INDIVIDUAL OFFENSIVE STATISTICS

RUSHING	G/GS	ATT	GAIN	LOSS	NET	AVG	TD	LONG	AVG/G
McCaffrey, Luke	4/2	56	382	64	318	5.7	3	47	79.5
Martinez, Adrian	3/2	28	214	19	195	7.0	1	39	65.0
Robinson, Wan'Dale	4/3	23	123	3	120	5.2	0	32	30.0
Mills, Dedrick	3/3	31	110	15	95	3.1	2	15	31.7
Scott III, Marvin	3/1	16	53	6	47	2.9	0	8	15.7
Thompkins, Ronald	2/0	5	24	0	24	4.8	0	9	12.0
Johnson, Rahmir	2/0	1	3	0	3	3.0	0	3	1.5
TEAM	4	2	0	7	-7	-3.5	0	0	-1.8
<b>Total</b>	<b>4</b>	<b>162</b>	<b>909</b>	<b>114</b>	<b>795</b>	<b>4.9</b>	<b>6</b>	<b>47</b>	<b>198.8</b>
<b>Opponents</b>	<b>4</b>	<b>190</b>	<b>988</b>	<b>95</b>	<b>893</b>	<b>4.7</b>	<b>11</b>	<b>58</b>	<b>223.2</b>

PASSING	G/GS	EFFIC	COMP-ATT-INT	PCT	YDS	TD	LNG	AVG/G
McCaffrey, Luke	4/2	108.46	44-68-5	64.7	434	1	45	108.5
Martinez, Adrian	3/2	111.37	27-46-1	58.7	273	1	31	91.0
TEAM	4	0.00	0-2-0	0.0	0	0	0	0.0
<b>Total</b>	<b>4</b>	<b>107.75</b>	<b>71-116-6</b>	<b>61.2</b>	<b>707</b>	<b>2</b>	<b>45</b>	<b>176.8</b>
<b>Opponents</b>	<b>4</b>	<b>142.50</b>	<b>73-112-3</b>	<b>65.2</b>	<b>906</b>	<b>5</b>	<b>74</b>	<b>226.5</b>

RECEIVING	G/GS	NO.	YDS	AVG	TD	LONG	AVG/G
Robinson, Wan'Dale	4/4	21	152	7.2	0	31	38.0
Allen, Austin	4/3	12	141	11.8	0	26	35.2
Mills, Dedrick	3/3	6	33	5.5	0	14	11.0
Betts, Xavier	3/0	5	80	16.0	1	45	26.7
Fleming, Marcus	4/0	5	75	15.0	0	28	18.8
Falck, Levi	4/3	5	46	9.2	1	21	11.5
Vokolek, Travis	4/0	3	29	9.7	0	16	7.2
Warner, Kade	4/4	3	26	8.7	0	13	6.5
Martin, Oliver	1/0	2	30	15.0	0	16	30.0
Johnson, Rahmir	2/0	2	25	12.5	0	17	12.5
Stoll, Jack	3/1	2	24	12.0	0	15	8.0
Brown, Alante	4/1	1	16	16.0	0	16	4.0
Scott III, Marvin	3/1	1	14	14.0	0	14	4.7
Thompkins, Ronald	2/0	1	10	10.0	0	10	5.0
McCaffrey, Luke	4/2	1	5	5.0	0	5	1.2
Rafdal, Kurt	4/0	1	1	1.0	0	1	0.2
<b>Total</b>	<b>4</b>	<b>71</b>	<b>707</b>	<b>10.0</b>	<b>2</b>	<b>45</b>	<b>176.8</b>
<b>Opponents</b>	<b>4</b>	<b>73</b>	<b>906</b>	<b>12.4</b>	<b>5</b>	<b>74</b>	<b>226.5</b>

PUNT RETURNS	NO.	YDS	AVG	TD	LONG
Taylor-Britt, Cam	4	49	12.2	0	25
Robinson, Wan'Dale	1	-5	-5.0	0	0
Martin, Oliver	1	7	7.0	0	7
<b>Total</b>	<b>6</b>	<b>51</b>	<b>8.5</b>	<b>0</b>	<b>25</b>
<b>Opponents</b>	<b>5</b>	<b>88</b>	<b>17.6</b>	<b>0</b>	<b>36</b>

## 2020 INDIVIDUAL STATISTICS

INTERCEPTIONS	NO.	YDS	AVG	TD	LONG
Farmer, Myles	2	45	22.5	0	37
Taylor-Britt, Cam	1	55	55.0	0	55
<b>Total</b>	<b>3</b>	<b>100</b>	<b>33.3</b>	<b>0</b>	<b>55</b>
<b>Opponents</b>	<b>6</b>	<b>36</b>	<b>6.0</b>	<b>0</b>	<b>23</b>

KICK RETURNS	NO.	YDS	AVG	TD	LONG
Johnson, Rahmir	3	54	18.0	0	22
Brown, Alante	3	63	21.0	0	29
Belt, Brody	1	11	11.0	0	11
Taylor-Britt, Cam	0	0	0.0	0	0
<b>Total</b>	<b>7</b>	<b>128</b>	<b>18.3</b>	<b>0</b>	<b>29</b>
<b>Opponents</b>	<b>9</b>	<b>141</b>	<b>15.7</b>	<b>0</b>	<b>36</b>

FUMBLE RETURNS	NO.	YDS	AVG	TD	LONG
Williams, Deontai	1	26	26.0	1	26
Domann, JoJo	1	0	0.0	0	0
<b>Total</b>	<b>2</b>	<b>26</b>	<b>13.0</b>	<b>1</b>	<b>26</b>
<b>Opponents</b>	<b>1</b>	<b>55</b>	<b>55.0</b>	<b>1</b>	<b>55</b>

FIELD GOALS	FGM-FGA	PCT	1-19	20-29	30-39	40-49	50-59	LG	BLK
Culp, Connor	7-8	87.5	0-0	3-3	4-5	0-0	0-0	38	0
<b>Totals</b>	<b>7-8</b>	<b>87.5</b>	<b>0-0</b>	<b>3-3</b>	<b>4-5</b>	<b>0-0</b>	<b>0-0</b>	<b>38</b>	<b>0</b>
<b>Opponents</b>	<b>7-8</b>	<b>87.5</b>	<b>0-0</b>	<b>1-1</b>	<b>2-2</b>	<b>1-2</b>	<b>0-1</b>	<b>40</b>	<b>0</b>

FG SEQUENCE	NEBRASKA	OPPONENTS
Ohio State	(22)	(34)
Northwestern	(38),(36),38	42
Penn State	(22),(25),(30)	(33),(40),56,(27)
Illinois	(30)	(24),(21)

Numbers in (parenthesis) indicate field goal was made

PUNTING	NO.	YDS	AVG	LONG	TB	FC	I20	50+	BLK
Przystup, Will	16	685	42.8	56	1	4	5	5	0
<b>Total</b>	<b>16</b>	<b>685</b>	<b>42.8</b>	<b>56</b>	<b>1</b>	<b>4</b>	<b>5</b>	<b>5</b>	<b>0</b>
<b>Opponents</b>	<b>12</b>	<b>530</b>	<b>44.2</b>	<b>58</b>	<b>0</b>	<b>5</b>	<b>5</b>	<b>2</b>	<b>0</b>

KICKOFFS	NO.	YDS	AVG	TB	OB	RET.	NET	YDLN
Culp, Connor	18	1036	57.6	6	0			
<b>Total</b>	<b>18</b>	<b>1036</b>	<b>57.6</b>	<b>6</b>	<b>0</b>	<b>141</b>	<b>41.4</b>	<b>23</b>
<b>Opponents</b>	<b>27</b>	<b>1602</b>	<b>59.3</b>	<b>14</b>	<b>1</b>	<b>128</b>	<b>41.6</b>	<b>23</b>

SCORING	TD	FGs	PATs						DXP	Saf	Pts
			Kick	Rush	Rcv	Pass					
Culp, Connor	0	7-8	8-8	0-0	0	0-0	0	0	0	29	
McCaffrey, Luke	3	0-0	0-0	0-0	0	0-0	0	0	0	18	
Mills, Dedrick	2	0-0	0-0	0-0	0	0-0	0	0	0	12	
Williams, Deontai	1	0-0	0-0	0-0	0	0-0	0	0	0	6	
Betts, Zavier	1	0-0	0-0	0-0	0	0-0	0	0	0	6	
Falck, Levi	1	0-0	0-0	0-0	0	0-0	0	0	0	6	
Martinez, Adrian	1	0-0	0-0	0-1	0	0-0	0	0	0	6	
<b>Total</b>	<b>9</b>	<b>7-8</b>	<b>8-8</b>	<b>0-1</b>	<b>0</b>	<b>0-0</b>	<b>0</b>	<b>0</b>	<b>0</b>	<b>83</b>	
<b>Opponents</b>	<b>17</b>	<b>6-8</b>	<b>17-17</b>	<b>0-0</b>	<b>0</b>	<b>0-0</b>	<b>0</b>	<b>0</b>	<b>0</b>	<b>137</b>	

TOTAL OFFENSE	G	PLAYS	RUSH	PASS	TOTAL	AVG/G
McCaffrey, Luke	4	124	318	434	752	188.0
Martinez, Adrian	3	74	195	273	468	156.0
Robinson, Wan'Dale	4	23	120	0	120	30.0
Mills, Dedrick	3	31	95	0	95	31.7
Scott III, Marvin	3	16	47	0	47	15.7
Thompkins, Ronald	2	5	24	0	24	12.0
Johnson, Rahmir	2	1	3	0	3	1.5
TEAM	4	4	-7	0	-7	-1.8
<b>Total</b>	<b>4</b>	<b>278</b>	<b>795</b>	<b>707</b>	<b>1502</b>	<b>375.5</b>
<b>Opponents</b>	<b>4</b>	<b>302</b>	<b>893</b>	<b>906</b>	<b>1799</b>	<b>449.8</b>

ALL PURPOSE	G	RUSH	REC	PR	KOR	IR	TOT	AVG/G
McCaffrey, Luke	4	318	5	0	0	0	323	80.8
Robinson, Wan'Dale	4	120	152	-5	0	0	267	66.8
Martinez, Adrian	3	195	0	0	0	0	195	65.0
Allen, Austin	4	0	141	0	0	0	141	35.2
Taylor-Britt, Cam	4	0	0	49	0	55	138	34.5
Mills, Dedrick	3	95	33	0	0	0	128	42.7
Johnson, Rahmir	2	3	25	0	54	0	82	41.0
Betts, Zavier	3	0	80	0	0	0	80	26.7
Brown, Alante	4	0	16	0	63	0	79	19.8
Fleming, Marcus	4	0	75	0	0	0	75	18.8
Scott III, Marvin	3	47	14	0	0	0	61	20.3
Falck, Levi	4	0	46	0	0	0	46	11.5
Farmer, Myles	4	0	0	0	0	45	45	11.2
Martin, Oliver	1	0	30	7	0	0	37	37.0
Thompkins, Ronald	2	24	10	0	0	0	34	17.0
Vokolek, Travis	4	0	29	0	0	0	29	7.2
Warner, Kade	4	0	26	0	0	0	26	6.5
Stoll, Jack	3	0	24	0	0	0	24	8.0
Belt, Brody	4	0	0	0	11	0	11	2.8
Rafdal, Kurt	4	0	1	0	0	0	1	0.2
TEAM	4	-7	0	0	0	0	-7	-1.8
<b>Total.....</b>	<b>4</b>	<b>795</b>	<b>707</b>	<b>51</b>	<b>128</b>	<b>100</b>	<b>1815</b>	<b>453.8</b>
<b>Opponents.....</b>	<b>4</b>	<b>893</b>	<b>906</b>	<b>88</b>	<b>141</b>	<b>36</b>	<b>2064</b>	<b>516.0</b>

## INDIVIDUAL OFFENSE GAME BY GAME

RUSHING	NO-YDS/TD	OSU	NW	PSU	ILL	IOWA	PUR	MINN	TBD
McCaffrey, Luke QB	56-318/3	9-80/0	8-49/0	13-67/1	26-122/2				
Martinez, Adrian QB	28-195/1	13-85/1	13-102/0	DNP	2-8/0				
Robinson, Wan'Dale WR	23-120/0	-	-	16-60/0	7-60/0				
Mills, Dedrick RB	31-95/2	9-25/1	19-59/1	3-11/0	DNP				
Scott, Marvin RB	16-47/0	DNP	3-14/0	5-11/0	8-22/0				
Thompkins, Ronald RB	5-24/0	4-22/0	DNP	1-2/0	DNP				
Johnson, Rahmir RB	1-3/0	-	DNP	DNP	1-3/0				
TEAM	2--7/0	1--2/0	-	1--5/0	-				

RECEIVING	NO-YDS/TD	OSU	NW	PSU	ILL	IOWA	PUR	MINN	TBD
Robinson, Wan'Dale WR	21-152/0	6-49/0	4-32/0	5-11/0	6-60/0				
Allen, Austin TE	12-141/0	2-30/0	2-29/0	3-39/0	5-43/0				
Betts, Xavier WR	5-80/1	DNP	2-17/0	2-54/1	1-9/0				
Fleming, Marcus WR	5-75/0	-	5-75/0	-	-				
Falck, Levi WR	5-46/1	1-8/0	1-6/0	1-21/0	2-11/1				
Mills, Dedrick RB	6-33/0	-	6-33/0	-	DNP				
Martin, Oliver WR	2-30/0	DNP	DNP	DNP	2-30/0				
Vokolek, Travis TE	3-29/0	-	2-13/0	-	1-16/0				
Warner, Kade WR	3-26/0	-	2-13/0	1-13/0	-				
Johnson, Rahmir RB	2-25/0	1-17/0	DNP	DNP	1-8/0				
Stoll, Jack TE	2-24/0	2-24/0	DNP	-	-				
Brown, Alante WR	1-16/0	1-16/0	-	-	-				
Scott, Marvin RB	1-14/0	DNP	-	1-14/0	-				
Thompkins, Ronald RB	1-10/0	1-10/0	DNP	-	DNP				
McCaffrey, Luke QB	1-5/0	1-5/0	-	-	-				
Rafdal, Kurt TE	1-1/0	1-1/0	-	-	-				

## PASSING

ADRIAN MARTINEZ	ATT	COMP	INT	PCT	YARDS	TD	LONG	SACK	YDS	EFFIC
Ohio State	15	12	0	80.0	105	0	26	2	6	138.8
Northwestern	27	12	1	44.4	125	0	28	0	0	75.9
ILLINOIS	4	3	0	75.0	43	1	31	1	5	247.8
<b>Totals</b>	<b>46</b>	<b>27</b>	<b>1</b>	<b>58.7</b>	<b>273</b>	<b>1</b>	<b>31</b>	<b>3</b>	<b>11</b>	<b>111.4</b>

LUKE MCCAFFREY	ATT	COMP	INT	PCT	YARDS	TD	LONG	SACK	YDS	EFFIC
Ohio State	5	4	0	80.0	55	0	21	1	4	172.4
Northwestern	16	12	1	75.0	93	0	18	1	12	111.3
PENN STATE	21	13	1	61.9	152	1	45	1	4	128.9
ILLINOIS	26	15	3	57.7	134	0	16	2	23	77.9
<b>Totals</b>	<b>68</b>	<b>44</b>	<b>5</b>	<b>64.7</b>	<b>434</b>	<b>1</b>	<b>45</b>	<b>5</b>	<b>43</b>	<b>108.5</b>

PUNT RETURNS	NO-YDS/TD	OSU	NW	PSU	ILL	IOWA	PUR	MINN	TBD
Taylor-Britt, Cam	4-49	-	1-2	1-25	2-22				
Martin, Oliver	1-7	DNP	DNP	DNP	1-7				
Robinson, Wan'Dale	1--5	-	1--5	-	-				

KICK RETURNS	NO-YDS/TD	OSU	NW	PSU	ILL	IOWA	PUR	MINN	TBD
Brown, Alante	3-63	-	-	-	3-63				
Johnson, Rahmir	3-54	3-54	DNP	DNP	-				
Belt, Brody	1-11	-	1-11	-	-				

## DEFENSIVE STATISTICS

NAME	GP-GS	-----TACKLES-----			TFL-YDS	-SACKS-  NO-YARDS	---PASS DEF---		QBH	---FUMBLES---		BLKD	
		SOLO	AST	TOTAL			INT-YDS	BRUP		RCV-YDS	FF	KICK	SAF
13 Domann, JoJo	4-4	17	14	31	5.0-11	.	.	1	1	1-0	1	.	.
3 Honas, Will	3-3	14	16	30	4.0-22	3.0-22	.	.	2	.	.	.	.
9 Dismuke, Marquel	4-4	16	13	29	1.0-3	.	.	2	.	.	.	.	.
31 Miller, Collin	4-4	9	18	27	2.0-3	.	.	.	2	.	.	.	.
28 Reimer, Luke	3-1	13	8	21	3.5-15	2.0-12	.	.	.	.	1	.	.
8 Williams, Deontai	4-3	12	6	18	2.0-16	1.0-13	.	1	.	1-26	1	.	.
7 Bootle, Dicaprio	4-4	11	5	16	.	.	.	2	1	.	.	.	.
5 Taylor-Britt, Cam	4-3	12	2	14	1.0-4	.	1-55	1	.	.	.	.	.
44 Nelson, Garrett	4-4	6	8	14	.	.	.	.	1	.	.	.	.
95 Stille, Ben	4-4	6	8	14	0.5-0	.	.	.	1	.	.	.	.
49 Payne, Pheldarius	4-0	6	7	13	0.5-1	.	.	1	2	.	.	.	.
2 Tannor, Caleb	4-2	6	7	13	1.0-7	1.0-7	.	.	2	.	.	.	.
99 Robinson, Ty	4-3	5	8	13	2.0-3	.	.	.	1	.	.	.	.
98 Rogers, Casey	4-1	3	10	13	0.5-1	.	.	.	1	.	.	.	.
6 Newsome, Quinton	4-1	7	2	9	.	.	.	.	.	.	1	.	.
18 Farmer, Myles	4-1	6	2	8	.	.	2-45	.	.	.	1	.	.
93 Daniels, Damion	4-2	3	4	7	1.0-1	.	.	.	.	.	.	.	.
41 Snodgrass, Garrett	4-0	.	5	5	.	.	.	.	.	.	.	.	.
42 Henrich, Nick	4-0	1	4	5	.	.	.	.	2	.	.	.	.
21 Pola-Gates, Noa	4-0	2	1	3	.	.	.	.	.	.	.	.	.
4 Green, Keem	4-0	1	2	3	.	.	.	.	.	.	.	.	.
38 Jackson, Damian	2-0	.	2	2	.	.	.	.	.	.	.	.	.
57 Piper, Ethan	4-3	2	.	2	.	.	.	.	.	.	.	.	.
32 Cooper, Niko	3-0	1	1	2	.	.	.	.	.	.	.	.	.
56 Wilson, Boe	3-2	1	.	1	.	.	.	.	.	.	.	.	.
24 Scott III, Marvin	3-1	1	.	1	.	.	.	.	.	.	.	.	.
88 Falck, Levi	4-3	1	.	1	.	.	.	.	.	.	.	.	.
2B Mauga-Clements, Eteva	4-0	1	.	1	.	.	.	.	.	.	.	.	.
92 Wildeman, Tate	2-0	.	1	1	.	.	.	.	.	.	.	.	.
8C Riley, Jordan	3-0	1	.	1	.	.	.	.	.	.	.	.	.
23 Gifford, Isaac	4-0	1	.	1	.	.	.	.	.	.	.	.	.
85 Liewer, Wyatt	4-0	1	.	1	.	.	.	.	.	.	.	.	.
11 Allen, Austin	4-3	1	.	1	.	.	.	.	.	.	.	.	.
<b>Total</b>	<b>4-0</b>	<b>167</b>	<b>154</b>	<b>321</b>	<b>24-87</b>	<b>7-54</b>	<b>3-100</b>	<b>8</b>	<b>16</b>	<b>2-26</b>	<b>5</b>	.	.
<b>Opponents</b>	<b>4-0</b>	<b>153</b>	<b>134</b>	<b>287</b>	<b>25.0-96</b>	<b>8-54</b>	<b>6-36</b>	<b>14</b>	<b>3</b>	<b>4-55</b>	<b>2</b>	.	.

SPECIAL TEAMS TACKLES	UA-A/TOT	OSU	NW	PSU	ILL	IOWA	PUR	MINN	TBD
Pola-Gates, Noa	2-1/3	1-0/1	-	1-1/2	-				
Farmer, Myles	3-0/3	1-0/1	1-0/1	1-0/1	-				
Cooper, Niko	1-1/2	-	-	1-1/2	-				
Piper, Ethan	2-0/2	1-0/1	1-0/1	-	-				
Mauga-Clements, Eteva	2-0/2	1-0/1	1-0/1	-	-				
Honas, Will	1-0/1	1-0/1	-	-	-				
Tanner, Caleb	0-1/1	-	-	0-1/1	-				
Jackson, Damien	0-1/1	-	-	0-1/1	-				
Gifford, Issac	0-1/1			0-1/1	-				



## INDIVIDUAL DEFENSE GAME BY GAME

PLAYER	UA-A	TOTAL	OSU	NW	PSU	ILL	IOWA	PUR	MINN	TBD
Domann, JoJo LB	17-14	31	3-3	4-1	4-8	6-2				
Honas, Will LB	14-16	30	6-1	DNP	5-8	3-7				
Dismuke, Marquel DB	16-13	29	5-2	3-0	5-10	3-1				
Miller, Collin LB	9-18	27	3-4	2-4	3-7	1-3				
Reimer, Luke LB	13-8	21	DNP	7-3	2-2	4-3				
Williams, Deontai DB	12-6	18	5-0	2-2	2-1	3-3				
Bootle, Dicaprio CB	11-5	16	5-0	3-2	2-0	1-3				
Taylor-Britt, Cam CB	12-2	14	3-2	2-0	4-0	3-0				
Stille, Ben DL	6-8	14	2-1	2-2	1-2	1-3				
Nelson, Garrett LB	6-8	14	1-0	2-1	2-7	1-0				
Payne, Pheldarius DL	6-7	13	0-2	1-1	3-3	2-1				
Rogers, Casey DL	3-10	13	2-2	1-0	0-3	0-5				
Robinson, Ty DL	5-8	13	1-2	3-1	0-4	1-1				
Tannor, Caleb LB	6-7	13	2-2	1-1	1-2	2-2				
Newsome, Quinton CB	7-2	9	3-1	3-0	0-1	1-0				
Farmer, Myles DB	6-2	8	0-1	3-0	2-0	1-1				
Daniels, Damion DL	3-4	7	1-0	1-0	0-3	1-1				
Snodgrass, Garrett LB	0-5	5	0-1	-	-	0-4				
Henrich, Nick LB	1-4	5	0-1	-	0-1	1-2				
Green, Keem DL	1-2	3	1-1	-	-	0-1				
Pola-Gates, Noa DB	2-1	3	1-0	-	1-1	-				
Cooper, Niko LB	1-1	2	DNP	-	1-1	-				
Jackson, Damian LB	0-2	2	DNP	DNP	0-2	-				
Piper, Ethan OL	2-0	2	1-0	1-0	-	-				
Riley, Jordon DL	1-0	1	DNP	1-0	-	-				
Liewer, Wyatt RB	1-0	1	-	-	-	1-0				
Scott, Marvin RB	1-0	1	DNP	-	1-0	-				
Allen, Austin TE	1-0	1	-	-	-	1-0				
Mauga-Clements, Eveta LB	1-0	1	-	1-0	-	-				
Gifford, Isaac DB	1-0	1	-	-	-	1-0				
Falck, Levi WR	1-0	1	-	-	-	1-0				
Wilson, Boe OL	1-0	1	-	1-0	DNP	-				
Wildeman, Tate DL	0-1	1	-	DNP	DNP	0-1				

## INDIVIDUAL DEFENSE GAME BY GAME

TACKLES FOR LOSS	UA-A	TOTAL	OSU	NW	PSU	ILL	IOWA	PUR	MINN	TBD
Domann, JoJo LB	5-0	5.0	-	1.0-4	2.0-5	2.0-2				
Honas, Will LB	3-2	4.0	2.0-14	DNP	0.5-0	1.5-8				
Reimer, Luke LB	3-1	3.5	DNP	1.5-9	1.0-4	1.0-2				
Williams, Deontai DB	2-0	2.0	-	1.0-3	1.0-13	-				
Robinson, Ty DL	2-0	2.0	1.0-2	1.0-1	-	-				
Miller, Collin LB	1-2	2.0	1.5-3	0.5-0	-	-				
Taylor-Britt, Cam CB	1-0	1.0	-	1.0-4	-	-				
Dismuke, Marquel DB	1-0	1.0	-	-	1.0-3	-				
Daniels, Damion DL	1-0	1.0	-	-	-	1.0-1				
Tannor, Caleb LB	1-0	1.0	1.0-7	-	-	-				
Stille, Ben DL	0-1	0.5	0.5-0	-	-	-				
Payne, Pheldarius DL	0-1	0.5	-	-	0.5-1	-				
Rogers, Casey DL	0-1	0.5	-	-	-	0.5-1				

SACKS	UA-A	TOTAL	OSU	NW	PSU	ILL	IOWA	PUR	MINN	TBD
Honas, Will LB	3-0	3.0	2.0-14	DNP	-	1.0-8				
Reimer, Luke LB	2-0	2.0	DNP	1.0-8	1.0-4	-				
Tannor, Caleb LB	1-0	1.0	1.0-7	-	-	-				
Williams, Deontai DB	1-0	1.0	-	-	1.0-13	-				

INT RETURNS	NO-YDS	OSU	NW	PSU	ILL	IOWA	PUR	MINN	TBD
Farmer, Myles	2-45	-	2-45	-	-				
Taylor-Britt, Cam	1-55	-	-	1-55	-				

FORCED FUMBLES	NO	OSU	NW	PSU	ILL	IOWA	PUR	MINN	TBD
Williams, Deontai	1	-	-	1	-				
Domann, JoJo	1	-	-	-	1				
Newsome, Quinton	1	1	-	-	-				
Reimer, Luke	1	DNP	1	-	-				
Farmer, Myles	1	-	-	-	1				

FUMBLES RECOVERED	NO	OSU	NW	PSU	ILL	IOWA	PUR	MINN	TBD
Domann, JoJo	1	1	-	-	-				
Williams, Deontai	1	-	-	1	-				

FUMBLE RETURNS	NO-YDS	OSU	NW	PSU	ILL	IOWA	PUR	MINN	TBD
Williams, Deontai	1-26	-	-	1-26	-				
Domann, JoJo	1-0	1-0	-	-	-				

TEAM GAME BY GAME

DATE	OPPONENT	----RUSHING----				----RECEIVING----				-----PASSING-----				----KICK RET-----				----PUNT RET-----				TOTAL OFF.		
		NO.	YDS	TD	LG	NO.	YDS	TD	LG	CMP	ATT	INT	YDS	TD	LG	NO	YDS	TD	LG	NO	YDS		TD	LG
Oct. 24	at Ohio State	36	210	2	47	16	160	0	26	16	20	0	160	0	26	3	54	0	22	0	0	0	0	370
Nov. 7	at Northwestern	43	224	1	28	24	218	0	28	24	45	2	218	0	28	1	11	0	11	2	-3	0	2	442
Nov. 14	PENN STATE	39	146	1	22	13	152	1	45	13	21	1	152	1	45	0	0	0	0	1	25	0	25	298
Nov. 21	ILLINOIS	44	215	2	32	18	177	1	31	18	30	3	177	1	31	3	63	0	29	3	29	0	21	392
	<b>Totals</b>	<b>162</b>	<b>795</b>	<b>6</b>	<b>47</b>	<b>71</b>	<b>707</b>	<b>2</b>	<b>45</b>	<b>71</b>	<b>116</b>	<b>6</b>	<b>707</b>	<b>2</b>	<b>45</b>	<b>7</b>	<b>128</b>	<b>0</b>	<b>29</b>	<b>6</b>	<b>51</b>	<b>0</b>	<b>25</b>	<b>1502</b>
	<b>Opponent</b>	<b>190</b>	<b>893</b>	<b>11</b>	<b>58</b>	<b>73</b>	<b>906</b>	<b>5</b>	<b>74</b>	<b>73</b>	<b>112</b>	<b>3</b>	<b>906</b>	<b>5</b>	<b>74</b>	<b>9</b>	<b>141</b>	<b>0</b>	<b>36</b>	<b>5</b>	<b>88</b>	<b>0</b>	<b>36</b>	<b>1799</b>

DATE	OPPONENT	-----TACKLES-----				SACKS  NO-YDS	FUMBLE--		INT-YDS	QBH	PBU	BLKD KICK	KICKS---XPTS-----				SAF	PTS				
		SOL	AST	TOT	TFL-YDS		FF	FR-YDS					ATT-MAD	RUN	RCV	OB						
Oct. 24	at Ohio State	45	26	71	6.0-26	3.0-21	1	1-0	0-0	0	1	0	2-2	0	0	0	0	0	0	0	0	17
Nov. 7	at Northwestern	44	18	62	6.0-21	1.0-8	1	0-0	2-45	9	1	0	1-1	0	0	0	0	0	0	0	0	13
Nov. 14	PENN STATE	39	66	105	6.0-26	2.0-17	1	1-26	1-55	5	5	0	3-3	0	0	0	0	0	0	0	0	30
Nov. 21	ILLINOIS	39	44	83	6.0-14	1.0-8	2	0-0	0-0	2	1	0	2-2	0	0	0	0	0	0	0	0	23
	<b>Totals</b>	<b>167</b>	<b>154</b>	<b>321</b>	<b>24.0-87</b>	<b>7.0-54</b>	<b>5</b>	<b>2-26</b>	<b>3-100</b>	<b>16</b>	<b>8</b>	<b>0</b>	<b>8-8</b>	<b>0</b>	<b>0</b>	<b>0</b>	<b>0</b>	<b>0</b>	<b>0</b>	<b>0</b>	<b>0</b>	<b>83</b>
	<b>Opponent</b>	<b>153</b>	<b>134</b>	<b>287</b>	<b>25.0-96</b>	<b>8.0-54</b>	<b>2</b>	<b>4-55</b>	<b>6-36</b>	<b>3</b>	<b>14</b>	<b>0</b>	<b>17-17</b>	<b>0</b>	<b>0</b>	<b>0</b>	<b>0</b>	<b>0</b>	<b>0</b>	<b>0</b>	<b>0</b>	<b>137</b>

DATE	OPPONENT	-----PUNTING-----								----FIELD GOALS----			-----KICKOFFS-----					
		NO	YDS	AVG	LG	BLK	TB	FC	50+	I20	ATT-MADE	LG	BLKD	NO	YDS	AVG	TB	OB
Oct. 24	at Ohio State	5	223	44.6	51	0	0	1	2	1	1-1	22	0	4	227	56.8	1	0
Nov. 7	at Northwestern	5	202	40.4	56	0	1	1	1	0	3-2	38	0	4	232	58.0	2	0
Nov. 14	PENN STATE	4	162	40.5	53	0	0	1	1	2	3-3	30	0	6	353	58.8	2	0
Nov. 21	ILLINOIS	2	98	49.0	56	0	0	1	1	2	1-1	30	0	4	224	56.0	1	0
	<b>Totals</b>	<b>16</b>	<b>685</b>	<b>42.8</b>	<b>56</b>	<b>0</b>	<b>1</b>	<b>4</b>	<b>5</b>	<b>5</b>	<b>8-7</b>	<b>38</b>	<b>0</b>	<b>18</b>	<b>1036</b>	<b>57.6</b>	<b>6</b>	<b>0</b>
	<b>Opponent</b>	<b>12</b>	<b>530</b>	<b>44.2</b>	<b>58</b>	<b>0</b>	<b>0</b>	<b>5</b>	<b>2</b>	<b>5</b>	<b>8-6</b>	<b>40</b>	<b>0</b>	<b>27</b>	<b>1602</b>	<b>59.3</b>	<b>14</b>	<b>1</b>

OPPONENT GAME BY GAME

DATE	OPPONENT	----RUSHING----				----RECEIVING----				-----PASSING-----				----KICK RET-----				----PUNT RET-----				TOTAL OFF.		
		NO.	YDS	TD	LG	NO.	YDS	TD	LG	CMP	ATT	INT	YDS	TD	LG	NO	YDS	TD	LG	NO	YDS		TD	LG
Oct. 24	at Ohio State	48	215	4	21	20	276	2	42	20	21	0	276	2	42	2	14	0	10	2	23	0	22	491
Nov. 7	at Northwestern	38	148	1	41	16	169	2	21	16	27	2	169	2	21	1	36	0	36	2	44	0	36	317
Nov. 14	PENN STATE	52	245	2	36	19	256	0	74	19	39	1	256	0	74	4	51	0	20	1	21	0	21	501
Nov. 21	ILLINOIS	52	285	4	58	18	205	1	28	18	25	0	205	1	28	2	40	0	22	0	0	0	0	49
	<b>Opponent totals</b>	<b>190</b>	<b>893</b>	<b>11</b>	<b>58</b>	<b>73</b>	<b>906</b>	<b>5</b>	<b>74</b>	<b>73</b>	<b>112</b>	<b>3</b>	<b>906</b>	<b>5</b>	<b>74</b>	<b>9</b>	<b>141</b>	<b>0</b>	<b>36</b>	<b>5</b>	<b>88</b>	<b>0</b>	<b>36</b>	<b>1799</b>
	<b>Nebraska</b>	<b>162</b>	<b>795</b>	<b>6</b>	<b>47</b>	<b>71</b>	<b>707</b>	<b>2</b>	<b>45</b>	<b>71</b>	<b>116</b>	<b>6</b>	<b>707</b>	<b>2</b>	<b>45</b>	<b>7</b>	<b>128</b>	<b>0</b>	<b>29</b>	<b>6</b>	<b>51</b>	<b>0</b>	<b>25</b>	<b>1502</b>

DATE	OPPONENT	-----TACKLES-----				SACKS  NO-YDS	FUMBLE--		INT-YDS	QBH	PBU	BLKD KICK	KICKS---XPTS-----				SAF	PTS				
		SOL	AST	TOT	TFL-YDS		FF	FR-YDS					ATT-MAD	RUN	RCV	OB						
Oct. 24	at Ohio State	41	16	57	5.0-19	3.0-10	1	2-55	0-0	0	2	0	7-7	0	0	0	0	0	0	0	0	52
Nov. 7	at Northwestern	46	36	82	8.0-28	1.0-12	0	0-0	2-5	2	9	0	3-3	0	0	0	0	0	0	0	0	21
Nov. 14	PENN STATE	31	38	69	5.0-13	1.0-4	0	0-0	1-0	1	2	0	2-2	0	0	0	0	0	0	0	0	23
Nov. 21	ILLINOIS	35	44	79	7.0-36	3.0-28	1	2-0	3-31	0	1	0	5-5	0	0	0	0	0	0	0	0	41
	<b>Opponent totals</b>	<b>153</b>	<b>134</b>	<b>287</b>	<b>25.0-96</b>	<b>8.0-54</b>	<b>2</b>	<b>4-55</b>	<b>6-36</b>	<b>3</b>	<b>14</b>	<b>0</b>	<b>17-17</b>	<b>0</b>	<b>0</b>	<b>0</b>	<b>0</b>	<b>0</b>	<b>0</b>	<b>0</b>	<b>0</b>	<b>137</b>
	<b>Nebraska</b>	<b>167</b>	<b>154</b>	<b>321</b>	<b>24.0-87</b>	<b>7.0-54</b>	<b>5</b>	<b>2-26</b>	<b>3-100</b>	<b>16</b>	<b>8</b>	<b>0</b>	<b>8-8</b>	<b>0</b>	<b>0</b>	<b>0</b>	<b>0</b>	<b>0</b>	<b>0</b>	<b>0</b>	<b>0</b>	<b>83</b>

DATE	OPPONENT	-----PUNTING-----								----FIELD GOALS----			-----KICKOFFS-----					
		NO	YDS	AVG	LG	BLK	TB	FC	50+	I20	ATT-MADE	LG	BLKD	NO	YDS	AVG	TB	OB
Oct. 24	at Ohio State	2	98	49.0	52	0	0	2	1	1	1-1	34	0	9	456	50.7	1	0
Nov. 7	at Northwestern	6	261	43.5	58	0	0	3	1	4	1-0	0	0	4	245	61.2	3	0
Nov. 14	PENN STATE	1	34	34.0	34	0	0	0	0	0	4-3	40	0	6	386	64.3	5	1
Nov. 21	ILLINOIS	3	137	45.7	49	0	0	0	0	0	2-2	24	0	8	515	64.4	5	0
	<b>Opponent totals</b>	<b>12</b>	<b>530</b>	<b>44.2</b>	<b>58</b>	<b>0</b>	<b>0</b>	<b>5</b>	<b>2</b>	<b>5</b>	<b>8-6</b>	<b>40</b>	<b>0</b>	<b>27</b>	<b>1602</b>	<b>59.3</b>	<b>14</b>	<b>1</b>
	<b>Nebraska</b>	<b>16</b>	<b>685</b>	<b>42.8</b>	<b>56</b>	<b>0</b>	<b>1</b>	<b>4</b>	<b>5</b>	<b>5</b>	<b>8-7</b>	<b>38</b>	<b>0</b>	<b>18</b>	<b>1036</b>	<b>57.6</b>	<b>6</b>	<b>0</b>

## TEAM COMPARISON

OPPONENT	SCORE	1ST DNS (RUN/PASS/PEN.)	RUSHING	PASSING	PASS YDS	TOTAL OFFENSE	RET YDS	T/O
at Ohio State	17-52	17/28 (11/13; 6/12; 0/3)	36-210/48-215	16-20-0/20-21-0	160/276	56-370/69-491	54/92	2/1
at Northwestern	13-21	28/14 (14/5; 10/9; 4/0)	43-224/38-148	24-45-2/16-27-2	218/169	88-442/65-317	53/85	2/2
PENN STATE	30-23	17/30 (9/16; 6/12; 2/2)	39-146/52-245	13-21-1/19-39-1	152/256	60-298/91-501	106/72	1/2
ILLINOIS	23-41	25/25 (14/14; 10/9; 1/2)	44-215/52-285	18-30-3/18-25-0	177/205	74-392/77-490	92/71	5/0
<b>Totals</b>	<b>83-137</b>	<b>87/97 (48/48; 32/42; 7/7)</b>	<b>162-795/190-893</b>	<b>71-116-6/73-112-3</b>	<b>707/906</b>	<b>278-1502/302-1799</b>	<b>305/320</b>	<b>10/5</b>

Note: Game totals are displayed in the format NEBRASKA/OPPONENT for each category

OPPONENT	3RD DOWN	4TH DOWN	TIME POSS	MARGIN	YDS/RUSH	YDS/PASS	YDS/PLAY	PUNTING	PENALTIES
at Ohio State	4-10/8-13	0-0/2-2	26:46/33:14	-6:28	5.8/4.5	8.0/13.1	6.6/7.1	5-44.6/2-49.0	8-90/3-14
at Northwestern	4-16/7-16	2-3/1-1	32:27/27:33	4:54	5.2/3.9	4.8/6.3	5.0/4.9	5-40.4/6-43.5	9-55/8-64
PENN STATE	4-12/8-17	1-1/3-5	23:36/36:24	-12:48	3.7/4.7	7.2/6.6	5.0/5.5	4-40.5/1-34.0	5-39/4-50
ILLINOIS	4-12/11-17	2-5/1-1	23:39/36:21	-12:42	4.9/5.5	5.9/8.2	5.3/6.4	2-49.0/3-45.7	7-66/3-31
<b>Totals</b>	<b>16-50/34-63</b>	<b>5-9/7-9</b>	<b>106:28/133:32</b>	<b>-27:04</b>	<b>4.9/4.7</b>	<b>6.1/8.1</b>	<b>5.4/6.0</b>	<b>16-42.8/12-44.2</b>	<b>250/159</b>

Note: Game totals are displayed in the format NEBRASKA/OPPONENT for each category

## NEBRASKA RED ZONE CHART

### NEBRASKA INSIDE OPPONENT RED-ZONE

DATE	OPPONENT	SCORE	TIMES IN RZ	TIMES SCORED	PTS	TOTAL TDS	RUSH TDS	PASS TDS	-----FGs-----	MADE	MISS	----- FAILED TO SCORE INSIDE RZ -----	DOWN	INT	FUMB	HALF	GAME
*Oct. 24	at Ohio State	L, 17-52	3	3	17	2	2	0	1	0	0	0	0	0	0	0	0
*Nov. 7	at Northwestern	L, 13-21	6	3	13	1	1	0	2	1	1	1	0	0	0	0	0
*Nov.s 14	Penn State	W, 30-23	4	4	16	1	1	0	3	0	0	0	0	0	0	0	0
*Nov. 21	Illinois	L, 23-41	4	4	23	3	2	1	1	0	0	0	0	0	0	0	0
<b>Totals</b>			<b>17</b>	<b>14</b>	<b>69</b>	<b>7</b>	<b>6</b>	<b>1</b>	<b>7</b>	<b>1</b>	<b>1</b>	<b>1</b>	<b>1</b>	<b>0</b>	<b>0</b>	<b>0</b>	<b>0</b>
			<b>14 of 17 (82.4%)</b>														

### OPPONENT INSIDE NEBRASKA RED-ZONE

DATE	OPPONENT	SCORE	TIMES IN RZ	TIMES SCORED	PTS	TOTAL TDS	RUSH TDS	PASS TDS	-----FGs-----	MADE	MISS	----- FAILED TO SCORE INSIDE RZ -----	DOWN	INT	FUMB	HALF	GAME
*Oct. 24	at Ohio State	L, 17-52	6	6	38	5	4	1	1	0	0	0	0	0	0	0	0
*Nov. 7	at Northwestern	L, 13-21	3	2	14	2	0	2	0	1	0	0	0	0	0	0	0
*Nov. 14	Penn State	W, 30-23	6	4	16	1	1	0	3	0	2	0	0	0	0	0	0
*Nov. 21	Illinois	L, 23-41	7	6	34	4	4	0	2	0	0	0	0	0	0	1	0
<b>Totals</b>			<b>22</b>	<b>18</b>	<b>102</b>	<b>12</b>	<b>9</b>	<b>3</b>	<b>6</b>	<b>1</b>	<b>2</b>	<b>0</b>	<b>0</b>	<b>0</b>	<b>0</b>	<b>1</b>	<b>0</b>
			<b>18 of 22 (81.8%)</b>														



# NEBRASKA & OPPONENT LONG PLAYS & DRIVE INFORMATION

## LONG SEASON PLAYS (20 OR MORE YARDS)

	[-----NEBRASKA-----]				[-----OPPONENT-----]			
	RUSH	PASS	RET	TOT	RUSH	PASS	RET	TOT
Ohio State	2	2	1	5	1	4	2	7
Northwestern	2	2	1	5	2	2	2	6
Penn State	1	3	4	8	2	3	1	6
Illinois	1	1	2	4	3	5	2	10
<b>TOTALS</b>	<b>6</b>	<b>8</b>	<b>8</b>	<b>22</b>	<b>8</b>	<b>14</b>	<b>7</b>	<b>29</b>

## OPPONENT LONG PLAYS (29: 8 RUNS; 4 PASSES; 7 RETURNS)

YDS	OPPONENT	PLAY	RESULT
74	Penn State	Pass (Levis-Freiermuth)	1st-Goal
58	Illinois	Run (Epstein)	1st-10
55	Ohio State	FR (Banks)	Touchdown
42	Ohio State	Pass (Fields-Wilson)	Touchdown
41	Northwestern	Run (Anderson)	Touchdown
36	Northwestern	PR (Lees)	1st-10
36	Northwestern	KOR (McGowan)	1st-10
36	Penn State	Run (Holmes)	1st-10
35	Illinois	Run (Brown)	1st-Goal
31	Penn State	Run (Lee)	Touchdown
29	Ohio State	Pass (Fields-Olave)	1st-10
28	Illinois	Pass (Peters-Imatorbhebhe)	Touchdown
25	Illinois	Pass (Peters-Navarro)	1st-10
25	Illinois	Pass (Peters-Barker)	1st-10
24	Ohio State	Pass (Fields-Wilson)	1st-10
24	Northwestern	Run (McGowan)	1st-10
23	Illinois	Pass (Peters-Navarro)	1st-Goal
23	Illinois	IR (Adams)	1st-10
22	Illinois	Pass (Peters-Imatorbhebhe)	1st-Goal
22	Ohio State	Pass (Fields-Olave)	Fumble
22	Ohio State	PR (Wilson)	1st-10
21	Ohio State	Run (Miller)	1st-10
21	Northwestern	Pass (Ramsey-Hull)	1st-10
21	Penn State	Pass (Levis-Dotson)	1st-10
21	Penn State	PR (Dotson)	1st-10
21	Illinois	Run (Epstein)	1st-10
20	Illinois	KOR (Cumby)	1st-10
20	Penn State	Pass (Levis-Lambert-Smith)	1st-10
20	Northwestern	Pass (Ramsey-Kirtz)	1st-10

## LONG DRIVE SUPERLATIVES

	NEBRASKA	OPPONENT
Most Yards (Result)	78 at Ohio State (TD)	89 vs. Illinois (TD)
Most Plays (Result)	12 vs. Illinois (TD)	16 vs. Illinois (FG)
Most Time (Result)	5:27 vs. PSU (FG)	6:31 vs. Illinois (FG)

## NEBRASKA LONG PLAYS (22; 6 RUNS; 8 PASSES; 8 RETURNS)

YDS	OPPONENT	PLAY	RESULT
53	Penn State	IR (Taylor-Britt)	1st-10
47	Ohio State	Run (McCaffrey)	1st-Goal
45	Penn State	Pass (McCaffrey-Betts)	Touchdown
39	Ohio State	Run (Martinez)	1st-10
37	Northwestern	IR (Farmer)	1st-Goal
34	Penn State	FG Ret (Taylor-Britt)	1st-10
32	Illinois	Run (Robinson)	1st-Goal
31	Illinois	Pass (Martinez-Robinson)	1st-10
29	Illinois	KOR (Brown)	1st-10
28	Northwestern	Run (Martinez)	1st-10
28	Northwestern	Pass (Martinez-Fleming)	1st-10
26	Ohio State	Pass (Martinez-Allen)	1st-10
26	Penn State	FR (Williams)	Touchdown
25	Penn State	Pass (McCaffrey-Allen)	1st-10
25	Northwestern	Pass (Martinez-Allen)	1st-10
25	Penn State	PR (Taylor-Britt)	1st-10
22	Penn State	Run (McCaffrey)	1st-10
22	Ohio State	KOR (Johnson)	1st-10
21	Penn State	Pass (McCaffrey-Falck)	1st-10
21	Ohio State	Pass (McCaffrey-Robinson)	1st-10
21	Illinois	PR (Taylor-Britt)	1st-10
20	Northwestern	Run (McCaffrey)	4th down

## GAME-OPENING DRIVES

OPPONENT	[-----NEBRASKA-----]			[-----OPPONENT-----]		
	PTS.	1ST DWN	YDS	PTS.	1ST DWN	YDS
at Ohio State	7	2	75	7	4	75
at Northwestern	0	3	36	7	3	80
Penn State	7	4	75	0	2	39
Illinois	0	0	4	7	1	21

## SECOND-HALF OPENING DRIVES

OPPONENT	[-----NEBRASKA-----]			[-----OPPONENT-----]		
	PTS.	1ST DWN	YDS	PTS.	1ST DWN	YDS
at Ohio State	0	2	30	7	4	75
at Northwestern	0	1	21	7	3	61
Penn State	0	1	24	0	2	32
Illinois	7	4	75	3	4	65

# NEBRASKA & OPPONENT SCORING DRIVES, MISCELLANEOUS STATS

## SCORING DRIVES

GAME	SCORING DRIVES	[----TIME----]		[--PLAYS--]		5 OR LESS	1 OR 0
		TOT	AVG.	TOT	AVG.		
at Ohio State	3	11:08	3:42	24	8.00	1	0
at Northwestern	3	7:37	2:32	21	7.00	1	1
Penn State	6	13:26	2:14	41	6.83	2	1
Illinois	4	11:38	2:54	35	8.75	0	0
<b>TOTAL</b>	<b>16</b>	<b>43:49</b>	<b>2:44</b>	<b>121</b>	<b>7.6</b>	<b>4</b>	<b>2</b>
<b>OPPONENTS</b>	<b>23</b>	<b>82:05</b>	<b>3:34</b>	<b>173</b>	<b>7.52</b>	<b>4</b>	<b>1</b>

## NEBRASKA POINTS OFF TURNOVERS

GAME	TOs GAINED	TD	FG-FGA	PTS.	(NU FUM./LOST, INT)
at Ohio State	1 (2/1 F/L, 0 INT)	0	0-0	0	2 (3/2 F/L, 0 INT)
at Northwestern	2 (1/0 F/L, 2 INT)	1	1-1	10	2 (2/0 F/L, 2 INT)
Penn State	2 (1/1 F/L, 1 INT)	1	1-1	10	1 (0/0 F/L, 1 INT)
Illinois	0 (4/0 F/L, 0 INT)	0	0-0	0	5 (4/2 F/L, 3 INT)
at Iowa					
at Purdue					
Minnesota					
TBA					
<b>TOTAL</b>	<b>5 (10/2 F/L, 3 INT)</b>	<b>2</b>	<b>2-2</b>	<b>20</b>	<b>10 (9/4 F/L, 6 INT)</b>
<b>OPPONENTS</b>	<b>10 (9/4 F/L, 6 INT)</b>	<b>3</b>	<b>1-1</b>	<b>24</b>	<b>5 (10/2 F/L, 3 INT)</b>

## PENALTY NUMBERS

	NU PEN.-YDS.	OPP. PEN.-YDS
at Ohio State	8-90	3-14
at Northwestern	9-55	8-64
Penn State	5-39	4-50
Illinois	7-66	3-31
at Iowa		
at Purdue		
Minnesota		
vs. TBA		
<b>TOTALS (AVG/PENALTY)</b>	<b>29-250 (8.6)</b>	<b>18-159 (8.8)</b>
<b>AVG/GAME</b>	<b>7.3-62.5</b>	<b>4.5-39.8</b>

## STARTING FIELD POSITION\*

GAME	NU AVG. START	OPP. AVG. START	NU DIFF.
	(yards/drives/in 20/past 50)	(yards/drives/in 20/past 50)	
at Ohio State	21.9 (263/12/3/0)	29.6 (296/10/3/2)	-7.7
at Northwestern	28.5 (370/13/4/1)	29.0 (377/13/2/2)	-0.5
Penn State	32.8 (361/11/2/2)	26.9 (296/11/3/1)	5.9
Illinois	27.1 (298/11/1/0)	34.0 (408/12/4/4)	-6.9
at Iowa			
at Purdue			
Minnesota			
vs. TBA			
<b>Totals</b>	<b>27.5 (1292/47/10/3)</b>	<b>29.9 (1377/46/12/9)</b>	<b>-2.4</b>

\*does not include drives with time of 0:00 (i.e. defensive and special teams touchdowns, end of half turnovers, overtime, etc.)

## NEBRASKA SCORING DRIVES

OPPONENT	[---DRIVE---					
	PLAYS	YDS	TIME	SCORE	QTR./TIME	PLAY
Ohio State	4	75	1:51	7-0	1st/13:09	Martinez 10-yd. run
Ohio State	11	78	5:17	14-14	2nd/8:24	Mills 3-yd. run
Ohio State	9	72	4:00	17-38	3rd/3:56	Culp 22-yd. FG
Northwestern	14	56	5:33	3-7	2nd/11:29	Culp 38-yd. FG
Northwestern	6	34	1:57	6-7	2nd/8:54	Culp 36-yd. FG
Northwestern	1	3	0:07	13-7	2nd/1:25	Mills 3-yd. run
Penn State	11	75	3:35	7-0	1st/11:25	McCaffrey 1-yd. run
Penn State	6	10	1:56	10-0	1st/6:14	Culp 22-yd. FG
Penn State	3	65	0:49	17-3	2nd/14:01	Betts 45-yd. pass from McCaffrey
Penn State	0	0	0:00	24-3	2nd/11:29	Williams 26-yd. fumble return
Penn State	11	35	1:39	27-3	2nd/0:00	Culp 25-yd. FG
Penn State	10	63	5:27	30-16	4th/10:34	Culp 30-yd. FG
Illinois	12	71	4:05	7-7	1st/9:20	McCaffrey 3-yd. run
Illinois	10	52	4:00	10-21	2nd/7:32	Culp 30-yd. FG
Illinois	6	75	1:35	17-31	3rd/6:48	McCaffrey 1-yd. run
Illinois	7	54	1:58	23-41	4th/2:12	Falck 4-yd. pass from Martinez

## OPPONENT SCORING DRIVES

OPPONENT	[---DRIVE---					
	PLAYS	YDS	TIME	SCORE	QTR./TIME	PLAY
Ohio State	11	75	5:05	7-7	1st/8:04	Teague 1-yd. run
Ohio State	6	76	2:18	7-14	1st/4:02	Wilson 42-yd. pass from Fields
Ohio State	11	71	5:07	14-17	2nd/3:12	Haubiel 34-yd. FG
Ohio State	5	46	1:15	14-24	2nd/1:10	Teague 6-yd. run
Ohio State	8	75	3:36	14-31	3rd/11:24	Fields 17-yd. run
Ohio State	0	0	0	14-38	3rd/8:02	Banks 55-yd. fumble return
Ohio State	7	42	3:18	17-45	4th/9:58	Smith-Njigba 5-yd. pass from Fields
Ohio State	6	40	2:34	17-52	4th/0:18	Miller 2-yd. run
Northwestern	7	80	2:43	7-0	1st/8:29	Anderson 41-yd. run
Northwestern	10	61	4:57	14-13	3rd/9:54	Raine 2-yd. pass from Ramsey
Northwestern	6	44	3:13	21-13	4th/9:53	Lees 10-yd. pass from Ramsey
Penn State	14	66	6:20	3-10	2nd/14:50	Pinegar 33-yd. FG
Penn State	13	52	5:41	3-24	2nd/5:48	Pinegar 40-yd. FG
Penn State	6	82	2:53	13-27	3rd/7:51	Lee 31-yd. run
Penn State	10	42	5:03	16-17	3rd/1:01	Pinegar 27-yd. FG
Penn State	4	75	1:14	23-30	4th/9:20	Ford 5-yd. run
Illinois	3	21	1:17	7-0	1st/13:31	Brown 3-yd. run
Illinois	9	75	3:41	14-7	1st/5:39	Brown 2-yd. run
Illinois	7	65	3:44	21-7	2nd/13:48	Imatorbhebe 28-yd. from Peters
Illinois	4	89	1:35	28-10	2nd/5:50	Epstein 1-yd. run
Illinois	16	65	6:31	31-10	3rd/6:48	McCourt 24-yd. FG
Illinois	10	75	4:17	38-17	3rd/4:17	Peters 1-yd. run
Illinois	12	41	5:42	41-17	4th/10:14	McCourt 21-yd. FG

## INDIVIDUAL CAREER/SEASON SUPERLATIVES

SEASON AND CAREER, MOST PASSING YARDS			SEASON AND CAREER, LONGEST PASS	
PLAYER	2020	CAREER	2020	CAREER
Adrian Martinez	125 at Northwestern	384 vs. Wisconsin, 2018	31 vs. Illinois (Robinson)	75* 2x (at Wisc., 2018; at Colo., 2019)
Luke McCaffrey	152 vs. Penn State	Same	45* vs. Penn State (Betts)	same

\*-Indicates touchdown pass

SEASON AND CAREER, MOST RECEIVING YARDS			SEASON AND CAREER, LONGEST CATCH	
PLAYER	2020	CAREER	2020	CAREER
Austin Allen	43 vs. Illinois	same	26 at Ohio State (Martinez)	41 at Ohio State, 2018 (Martinez)
Zavier Betts	54 vs. Penn State	same	45* vs. Penn State (McCaffrey)	same
Alante Brown	16 at Ohio State	same	16 at Ohio State (McCaffrey)	same
Levi Falck	21 vs. Penn State	140# at K-State, 2019	21 vs. Penn State (McCaffrey)	40# vs. SE Missouri State, 2018
Marcus Fleming	75 at Northwestern	same	28 at Northwestern (Martinez)	same
Rahmir Johnson	17 at Ohio State	same	17 at Ohio State (McCaffrey)	same
Oliver Martin	30 vs. Illinois	38 at Rutgers, 2018\$	16 vs. Illinois (McCaffrey)	21 vs. Notre Dame, 2018 \$
Luke McCaffrey	5 at Ohio State	12 at Maryland, 2019	5 at Ohio State (Martinez)	12 at Maryland, 2019 (Martinez)
Dedrick Mills	33 at Northwestern	34 vs. Iowa, 2019	14 at Northwestern (Martinez)	20 at Colorado, 2019 (Martinez)
Kurt Rafdal	1 at Ohio State	26 vs. Troy, 2018	1 at Ohio State (McCaffrey)	26 vs. Troy, 2018 (Martinez)
Wan'Dale Robinson	60 vs. Illinois	123 vs. Northwestern, 2019	31 vs. Illinois (Martinez)	49 vs. Northwestern, 2019 (Martinez)
Marvin Scott	14 vs. Penn State	same	14 vs. Penn State (McCaffrey)	same
Jack Stoll	24 at Ohio State	66 vs. So. Alabama	15 at Ohio State (Martinez)	42 vs. S. Alabama, 2019 (Martinez)
Ronald Thompkins	10 at Ohio State	same	10 at Ohio State (Martinez)	same
Kade Warner	13 at Northwestern; vs. Penn St.	38 at Minnesota	13 vs. Penn State (McCaffrey)	26 at Minnesota, 2019 (Vedral)
Travis Vokolek	16 vs. Illinois	69 ^ at Michigan State	16 vs. Illinois (McCaffrey)	69 ^ at Michigan State

\*-Indicates touchdown scored #-at South Dakota St. ^ - at Rutgers \$-at Michigan

SEASON AND CAREER, MOST RUSHING YARDS			SEASON AND CAREER, LONGEST RUN	
PLAYER	2020	CAREER	2020	CAREER
Austin Allen		2 at Minnesota, 2019		2 at Minnesota, 2019
Brody Belt		29 at Minnesota, 2019		22 at Minnesota, 2019
Rahmir Johnson	3 vs. Illinois	55 at Maryland, 2019	3 vs. Illinois	13 at Maryland, 2019
Adrian Martinez	102 at Northwestern	125 vs. Minnesota, 2018	39 at Ohio State	56 vs. Ohio State, 2019
Luke McCaffrey	122 vs. Illinois	same	47 at Ohio State	same
Dedrick Mills	70 at Northwestern	189 vs. Wisconsin, 2019	15 at Northwestern	61 vs. No. Illinois, 2019
Wan'Dale Robinson	60 vs. Penn State; vs. Illinois	89 at Illinois, 2019	32 vs. Illinois	42* vs. Northwestern, 2019
Marvin Scott	22 vs. Illinois	same	8 at Northwestern	
Ronald Thompkins	22 at Ohio State	same	9 at Ohio State	same
Kade Warner		4 vs. Illinois, 2018		4 vs. Illinois, 2018

\*-Indicates touchdown scored ^-at Georgia Tech

SEASON AND CAREER, MOST TACKLES, TFLS AND SACKS						
PLAYER	TACKLES (2020)	CAREER	TFL (2020)	CAREER	SACKS (2020)	CAREER
Brody Belt		1 vs. So. Ala., '19 vs. Ind. '19		none		none
Dicaprio Bootle	5 at OSU, NW	7 vs. Purdue, 2018		1 vs. Ohio State, 2017		none
Chris Cassidy		1 vs. No. Illinois, 2019		none		none
Braxton Clark		3 at Purdue, 2019		1 at Purdue, 2019		none
Niko Cooper	2 vs. Penn State	same		none		none
Damion Daniels	3 vs. Penn State	4 vs. BCU, 2018		1 vs. BCU, 2018		none
Marquel Dismuke	15 vs. Penn State	same	1.0 vs. Penn State	1 3x, last vs. Penn State, '20		none
JoJo Domann	12 vs. Penn State	same	2.0 vs. PSU, Ill.	2 4x, vs. Illinois, '20		1.0 4x, last at Maryland, 2019
Myles Farmer	2 vs. PSU, Illinois	same		none		none
Isaac Gifford	1 vs. Illinois	same		none		none
Keem Green	2 at Ohio State	same		none		none
Nick Henrich	3 vs. Illinois	same		none		none
Will Honas	13 vs. Penn State	same	2.0 at Ohio State	2 at Illinois, '19; vs. OSU, '20	2.0 at Ohio State	same
Damian Jackson	2 vs. Penn State	2 at Purdue, '19; vs. Penn St., '20		none		same
E. Mauga-Clements	1 at Northwestern	same		none		none
Collin Miller	10 vs. Penn State	10 at Minn., '19; PSU '20	1.5 at Ohio State	same		1.0 at Maryland, 2019
Garrett Nelson	9 vs. Penn State	same		2 at Minnesota		none
Quinton Newsome	5 at Ohio State	same		none		none
Simon Otte		2 at Maryland, 2019		none		none
Pheldarius Payne	6 vs. Penn State	same	0.5 vs. Penn State	none		none
Ethan Piper	1 at Ohio State	same		none		none
Noa Pola-Gates	2 vs. Penn State	same		none		none
Ben Stille	4 vs. Illinois	5 vs. Northwestern, 2019	0.5 at Ohio State	3 at Illinois, 2017		1.0 10x, last at Purdue, 2019
Luke Reimer	10 at Northwestern	same	1.5 at Northwestern	same	1.0 at NW; vs. Penn St.	none
Jordan Riley	1 at Northwestern	same		non		none
Ty Robinson	4 at NW; vs. Penn St.	same	1.0 at OSU/NW	same		none
Casey Rogers	5 vs. Illinois	same	0.5 vs. Illinois	none		none
Garrett Snodgrass	4 vs. Illinois	same		none		none
Caleb Tannor	4 vs. Illinois	5 vs. Northwestern, 2019	1.0 at Ohio State	2 vs. Northwestern	1.0 at Ohio State	1.0 4x, last vs. Ohio St., 2020
Cam Taylor-Britt	5 at Ohio State	7 vs. Ohio State, 2019	1.0 at Northwestern	2 vs. So. Alabama		1.0 vs. So. Alabama, 2019
Deontre Thomas		5 vs. No. Illinois, 2019		1 vs. So. Ala.; vs. Wis.		none
Chris Walker		1 vs. BCU, 2018		none		none
Tate Wildeman	1 vs. Illinois	same		none		none
Deontai Williams	6 vs. Illinois	same	1.0 at NW; PSU	1 3x, last vs. Penn State	1.0 vs. Penn State	none

## NEBRASKA STATISTICAL HIGHS AND LOWS

NEBRASKA TOTALS	HIGHS	LOWS
Points Scored	30 vs. Penn State	13 at Northwestern
First Downs	28 at Northwestern	17 at Ohio State; vs. Penn State
Rushing Attempts	44 vs. Illinois	36 at Ohio State
Rushing Yards	224 at Northwestern	146 vs. Penn State
Passes Attempted	45 at Northwestern	20 at Ohio State
Passes Completed	24 at Northwestern	13 vs. Penn State
Had Intercepted	3 vs. Illinois	0 at Ohio State
Passing Yards	218 at Northwestern	152 vs. Penn State
Total Plays	88 at Northwestern	56 at Ohio State
Total Yards	442 at Northwestern	298 vs. Penn State
Possession Time	32:27 at Northwestern	23:36 vs. Penn State
Fumbles	4 vs. Illinois	0 vs. Penn State
Fumbles Lost	2 at Ohio State; vs. Illinois	0 at Northwestern; vs. Penn State
Turnovers	5 vs. Illinois	1 at Northwestern; vs. Penn State
Turnover Margin	1 vs. Penn State	-5 vs. Illinois
Penalties	9 at Northwestern	5 vs. Penn State
Yards Penalized	90 at Ohio State	39 vs. Penn State
Sacks By-Yards Lost	3-21 at Ohio State	1-8 at Northwestern; 1-8 vs. Illinois
Team Tackles for Loss-Yards	6-26 at OSU; 6-21 at NW; 6-26 vs. PSU; 6-14 vs. Ill.	

### NEBRASKA INDIVIDUAL OFFENSIVE HIGHS

Most Rushing Attempts	26; Luke McCaffrey vs. Illinois
Most Net Rushing Yards	122; Luke McCaffrey vs. Illinois
Most Rushing TDs	2; Luke McCaffrey vs. Illinois
Longest TD Run	10; Adrian Martinez at Ohio State
Longest Run, No TD	47; Luke McCaffrey at Ohio State
Most Pass Attempts	27; Adrian Martinez at Northwestern
Most Completed Passes	15; Luke McCaffrey vs. Illinois
Most Passing Yards	152; Luke McCaffrey vs. PSU
Most Passing TDs	1; Luke McCaffrey vs. PSU; Adrian Martinez vs. Illinois
Longest TD Pass	45; Luke McCaffrey to Zavier Betts vs. PSU
Longest Pass, No TD	31; Adrian Martinez to Wan'Dale Robinson vs. Illinois
Most Pass Receptions	6; Wan'Dale Robinson at Ohio State; Illinois; Dedrick Mills at Northwestern
Most Receiving Yards	75; Marcus Fleming at Northwestern
Most TD Receptions	1; Zavier Betts vs. PSU; Levi Falck vs. Illinois
Most Total Offense Attempts	41; Adrian Martinez vs. Illinois (26 rush, 15 passes)
Most Total Offense Yards	256; Luke McCaffrey vs. Illinois (122 rush, 134 pass)
Most All-Purpose Attempts	26; Luke McCaffrey vs. Illinois (26 rushes, 0 receptions)
Most All-Purpose Yards	122; Luke McCaffrey vs. Illinois
Most Touchdowns Scored	2; Luke McCaffrey vs. Illinois

### NEBRASKA INDIVIDUAL SPECIAL TEAMS HIGHS

Most Field Goals Attempted	3; Connor Culp at Northwestern; vs. PSU
Most Field Goals Made	3; Connor Culp vs. Penn State
Longest Field Goal Made	38; Connor Culp at Northwestern
Longest Field Goal Attempted	38; Connor Culp at Northwestern
Longest Punt Return, TD	None
Longest Punt Return, No TD	25; Cam Taylor-Britt vs. Penn State
Most Punt Return Yardage	25; Cam Taylor-Britt vs. Penn State
Longest Kickoff Return, TD	None
Longest Kickoff Return, No TD	29; Alante Brown vs. Illinois
Longest Blocked Punt, TD	None
Longest Blocked Field Goal Return	None
Most Kickoff Return Yardage	63; Alante Brown vs. Illinois
Most Punts	5; Will Przystup at Ohio State (44.6 avg); at Northwestern (40.4 avg)
Highest Punting Average	49.0; Will Przystup (2 punts)
Longest Punt	56; Will Przystup at Northwestern; vs. Illinois
Most Blocked Field Goals	None
Most Blocked Punts	None
Most Blocked PAT	None

### NEBRASKA INDIVIDUAL DEFENSIVE HIGHS

Most Total Tackles	15; Marquel Dismuke vs. Penn State (5 solo, 10 asst.)
Most Solo Tackles	7; Luke Reimer at Northwestern
Most Tackles for Loss	2.0; Will Honas at Ohio State (14 yards); JoJo Domann vs. Penn State (5 yds); vs. Illinois (2 yds)
Most Yards Lost	14; Will Honas at Ohio State (2.0 TFL)
Most Quarterback Sacks	2.0; Will Honas at Ohio State (14 yards)
Most Yards Lost	14; Will Honas at Ohio State (2.0 sacks)
Most Pass Breakups	1; Seven players
Most Interceptions	2; Myles Farmer at Northwestern
Longest Interception TD Return	None
Longest Interception Return, No TD	55; Cam Taylor-Britt vs. Penn State
Longest Fumble TD Return	26; Deontai Williams vs. Penn State
Longest Fumble Return, No TD	0; JoJo Domann at Ohio State

## OPPONENT STATISTICAL HIGHS AND LOWS

OPPONENT TOTALS	HIGHS	LOWS
Points Scored	52 at Ohio State	21 at Northwestern
First Downs	30 vs. Penn State	14 at Northwestern
Rushing Attempts	52 vs. Penn State; vs. Illinois	38 at Northwestern
Rushing Yards	285 vs. Illinois	148 at Northwestern
Passes Attempted	39 vs. Penn State	21 at Ohio State
Passes Completed	20 at Ohio State	16 at Northwestern
Had Intercepted	2 at Northwestern	0 at Ohio State
Passing Yards	276 at Ohio State	169 at Northwestern
Total Plays	91 vs. Penn State	65 at Northwestern
Total Yards	501 vs. Penn State	317 at Northwestern
Possession Time	36:24 vs. Penn State	27:33 at Northwestern
Fumbles	4 vs. Illinois	1 at Northwestern
Fumbles Lost	1 at Ohio State; vs. Penn State	0 at Northwestern; vs. Illinois
Turnovers	2 at Northwestern; vs. Penn State	0 vs. Illinois
Turnover Margin	+5 vs. Illinois	-1 vs. Penn State
Penalties	8 at Northwestern	3 at Ohio State; vs. Illinois
Yards Penalized	64 at Northwestern	14 at Ohio State
Sacks By-Yards Lost	3-10 at Ohio State; 3-28 vs. Illinois	1-12 at Northwestern; 1-4 Penn State
Team Tackles for Loss-Yards	8-28 at Northwestern	5-19 at Ohio State; 5-13 vs. Penn State

### OPPONENT INDIVIDUAL HIGHS

Most Yards Rushing	113; Mike Epstein (Illinois)
Most Rushing Attempts	26; Chase Brown (Illinois)
Most Yards Passing	276; Justin Fields (Ohio State)
Most Passing Attempts	31; Will Levis (Penn State)
Most Pass Completions	20; Justin Fields (Ohio State)
Most Pass Receptions	7; Garrett Wilson (Ohio State); Pat Freiermuth (Penn State)
Most Yards Receiving	129; Garrett Wilson (Ohio State)

### OPPONENT INDIVIDUAL LONGEST PLAYS

Rush	58; Mike Epstein (Illinois)
Pass	76; Will Levis to Pat Freiermuth (Penn State)
Field Goal	40; Jake Pinegar (Penn State); James McCourt (Illinois)
Punt Return	36; Riley Lees (Northwestern)
Kickoff Return	36; Kyric McGowan (Northwestern)
Fumble Return	55*; Sezyn Banks (Ohio State)
Interception Return	23; Tony Adams (Illinois)
Punt	52; Derek Adams (Northwestern)

\*-Indicates touchdown scored



## NO. 5 OHIO STATE 52, NEBRASKA 17

SCORE BY QUARTERS	1	2	3	4	OT	FINAL
Nebraska	7	7	3	0		17
No. 5 Ohio State	14	10	14	14		52

### SCORING SUMMARY

QTR	TEAM	TIME	SCORE
1st	NEB	13:09	Martinez 10 yd run (Culp kick)
1st	OSU	08:04	Teague 1 yd run (Haubeil kick)
1st	OSU	04:02	Wilson 42 yd pass from Fields (Haubeil kick)
2nd	NEB	08:24	Mills 3 yd run (Culp kick)
2nd	OSU	03:12	Haubeil 34 yd field goal
2nd	OSU	01:10	Teague 6 yd run (Haubeil kick)
3rd	OSU	11:24	Fields 17 yd run (Haubeil kick)
3rd	OSU	08:02	Banks 55 yd fumble recovery (Haubeil kick)
3rd	NEB	03:56	Culp 22 yd field goal
4th	OSU	09:58	Smith-Njigba 5 yd pass from Fields (Haubeil kick)
4th	OSU	00:18	Miller 2 yd run (Haubeil kick)

**Columbus, Ohio (Oct. 24)** - Adrian Martinez and Luke McCaffrey combined for 165 rushing yards, but Nebraska was unable to keep pace in a 52-17 loss to fifth-ranked Ohio State.

Nebraska generated 370 yards of total offense, including 210 rushing yards and 160 passing yards, as McCaffrey tallied 80 yards on nine carries, including a 47-yard burst on Nebraska's opening drive. His run set up a 10-yard touchdown trot for Martinez to cap a four-play, 75-yard drive to give NU an early lead. Martinez finished with a team-high 85 rushing yards on 13 carries for the Big Red. Martinez added an efficient passing day by completing 12-of-15 passes for 105 yards, while McCaffrey completed 4-of-5 passes for 55 yards.

While Nebraska's quarterbacks combined to complete 16-of-20 passes, Ohio State's Justin Fields was even more efficient, completing 20-of-21 passes for 276 yards and two TDs. Fields added 15 carries for 54 yards and another score as OSU amassed 498 total yards.

After Nebraska took a quick 7-0 lead, Fields pushed the Buckeyes down the field for an 11-play, 75-yard drive in 5:05 to tie the score. After the Buckeyes got a stop on Nebraska's next drive, Fields found Garrett Wilson for a 42-yard touchdown pass with 4:02 left in the opening quarter. NU tied the score at 14 midway through the second quarter on Dedrick Mills' three-yard touchdown run. Ohio State answered with an 11-play drive of its own that covered 71 yards, but Nebraska held and forced a 34-yard Blake Haubeil field goal with 3:12 left in the half. NU struggled on its next possession, and OSU took advantage, going 46 yards in just five plays capped by a Master Teague III six-yard run to put the Buckeyes ahead 24-14. OSU extended its lead on the opening series of the second half, as Fields' 17-yard run put the Buckeyes ahead 31-14.

The three consecutive scores by Ohio State in just 6:48 of game time put Nebraska in a must-score position on its opening drive of the second half, and the Huskers started marching. However, on the sixth play of Nebraska's drive, Martinez fumbled at the OSU 45, and Sevyn Banks scooped up the ball and raced 55 yards for a touchdown to give Ohio State a 38-14 lead. Nebraska ended Ohio State's surge with a 22-yard Connor Culp field goal with 3:56 left in the period to send the Huskers to the fourth trailing 38-17. OSU added a pair of fourth-quarter touchdowns to complete the scoring.

### TEAM STATISTICS

	NEB	OSU
FIRST DOWNS	17	28
RUSHES-YARDS (NET)	36-210	48-215
PASSING YDS (NET)	160	276
Passes Att-Comp-Int	20-16-0	21-20-0
TOTAL OFFENSE PLAYS-YARDS	56-370	69-491
Fumble Returns-Yards	1-0	1-55
Punt Returns-Yards	0-0	2-23
Kickoff Returns-Yards	3-54	2-14
Interception Returns-Yards	0-0	0-0
Punts (Number-Avg)	5-44.6	2-49.0
Fumbles-Lost	3-2	2-1
Penalties-Yards	8-90	3-14
Possession Time	26:46	33:14
Third-Down Conversions	4 of 10	8 of 13
Fourth-Down Conversions	0 of 0	2 of 2
Red-Zone Scores-Chances	3-3	6-6
Sacks By: Number-Yards	3-21	3-10

**RUSHING:** OSU-Fields, Justin 15-54; Sermon, Trey 11-48; Teague III, Master 12-41; Chambers, Steele 4-32; Miller III, Jack 2-23; Johnson, Xavier 4-17. **NEB-** Martinez, Adrian 13-85; McCaffrey, Luke 9-80; Mills, Dedrick 9-25; Thompkins, Ronald 4-22; TEAM 1--2

**PASSING:** OSU-Fields, Justin 20-21-0-276-2 **NEB-**Martinez, Adrian 12-15-0-105-0; McCaffrey, Luke 4-5-0-55-0

**RECEIVING:** OSU-Wilson, Garrett 7-129; Olave, Chris 6-104; Smith-Njigba, Jaxson 2-5; Fleming, Julian 1-13; Williams, Jameson 1-7; Sermon, Trey 1-7; Ruckert, Jeremy 1-6; Farrell, Luke 1-5. **NEB-**Robinson, Wan'Dale 6-49; Allen, Austin 2-30; Stoll, Jack 2-24; Johnson, Rahmir 1-17; Brown, Alante 1-16; Thompkins, Ronald 1-10; Falck, Levi 1-8; McCaffrey, Luke 1-5; Rafdal, Kurt 1-1

**INTERCEPTIONS:** OSU-None. **NEB-**None

**FUMBLES:** OSU-TEAM 1-0; Olave, Chris 1-1; **NEB-**Adrian Martinez 1-1; McCaffrey 1-1; TEAM 1-0

**TACKLES:** OSU-Werner, Pete 6-1. **NEB-**Honas, Will 6-1; Dismuke, Marquel 5-2; Miller, Collin 3-4

## NORTHWESTERN 21, NEBRASKA 13

SCORE BY QUARTERS	1	2	3	4	OT	FINAL
Nebraska	0	13	0	0		13
Northwestern	7	0	7	7		21

### SCORING SUMMARY

QTR	TEAM	TIME	SCORE
1st	NU	08:29	Anderson 41 yd run (Kuhbänder kick)
2nd	NEB	11:29	Culp 38 yd field goal
2nd	NEB	08:54	Culp 36 yd field goal
2nd	NEB	01:25	Mills 3 yd run (Culp kick)
3rd	NU	09:54	Raine 2 yd pass from Ramsey (Kuhbänder kick)
4th	NU	09:53	Lees 10 yd pass from Ramsey (Kuhbänder kick)

**Evanston, Ill. (Nov. 7)** - In another game between Nebraska and Northwestern that came down to the final play, Luke McCaffrey's pass to Wan'Dale Robinson fell incomplete as the Wildcats escaped with a 21-13 win.

Nebraska lost despite putting up 442 yards of total offense and 28 first downs against Northwestern, while holding the Wildcats to just 317 total yards.

The Huskers led 13-7 at the half, but Peyton Ramsey threw a pair of second-half touchdowns passes for Northwestern, including a 10-yard pass to Riley Lees with 9:53 left.

Nebraska had two opportunities to get the tying score in the fourth quarter, but could not crack the end zone. Luke McCaffrey drove the Huskers down the field, and Nebraska had the ball first-and-goal at the Northwestern 3-yard line and had another first and goal at the Wildcat 2, but Chris Bergin's interception snuffed out the drive.

After forcing a punt, the Huskers got the ball back at their 8-yard line with 2:14 remaining. NU eventually got the ball to the Wildcat 14, but his fourth-down incompleteness on fourth-and-4 with five seconds left ended the Huskers' scoring threat. McCaffrey completed 12-of-16 passes for 93 yards in just over one quarter of action, while adding 49 yards on eight carries. Adrian Martinez led the Nebraska ground game with 102 yards on 13 carries, while adding 125 yards by completing 12-of-27 passes.

Northwestern jumped out to a 7-0 lead on Drake Anderson's 41-yard run, capping a seven-play, 80-yard drive. The Huskers chipped away, getting two Connor Culp field goals to pull within 7-6 midway through the second quarter.

Late in the second quarter, Myles Farmer gave the Big Red their best opportunity of the day, intercepting a Peyton Ramsey pass and taking it down to the Northwestern 3. Dedrick Mills scored on the next play to give the Huskers a 13-7 lead with 1:25 left in the half.

Farmer, making his first career start, picked off two Ramsey passes for Nebraska, while Luke Reimers added a career-high 10 stops and a sack for the Big Red.

Northwestern went back in front with its opening drive of the second half. Ramsey found John Raine on a two-yard pass to cap a 10-play, 61-yard drive that used up 4:57 to put the Wildcats up 14-13 with 9:53 left in the third.

Ramsey, who went 16-of-27 for 169 yards and two scores, added his second scoring toss early in the third quarter to stake the Wildcats an eight-point cushion.

### TEAM STATISTICS

	NEB	NW
FIRST DOWNS	28	14
RUSHES-YARDS (NET)	43-224	38-148
PASSING YDS (NET)	218	169
Passes Att-Comp-Int	45-24-2	27-16-2
TOTAL OFFENSE PLAYS-YARDS	88-442	65-317
Fumble Returns-Yards	0-0	0-0
Punt Returns-Yards	2--3	2-44
Kickoff Returns-Yards	1-11	1-36
Interception Returns-Yards	2-45	2-5
Punts (Number-Avg)	5-40.4	6-43.5
Fumbles-Lost	2-0	1-0
Penalties-Yards	9-55	8-64
Possession Time	32:27	27:33
Third-Down Conversions	4 of 16	7 of 16
Fourth-Down Conversions	2 of 3	1 of 1
Red-Zone Scores-Chances	3-6	2-3
Sacks By: Number-Yards	1-8	1-12

**RUSHING:** NW-Anderson, Drake 18-89; McGowan, Kyric 3-32; Ramsey, Peyton 9-28; Hull, Evan 4-6; Porter, Cam 1-1; Chiao Khiao-Bowman, Rmaud 1-0; Team 1--4; Lees, Riley 1--4. **NEB-**Martinez, Adrian 13-102; Mills, Dedrick 19-59; McCaffrey, Luke 8-49; Scott III, Marvin 3-14.

**PASSING:** NW-Ramsey, Peyton 16-27-2-169-2 **NEB-**Martinez, Adrian 12-27-1 125-0; McCaffrey, Luke 12-16-1-93-0

**RECEIVING:** NW-Raine, John 4-33; McGowan, Kyric 3-27; Lees, Riley 3-25; Hull, Evan 2-27; Chiao Khiao-Bowman, Rmaud 2-26; Kirtz, Bryce 1-20; Washington, Malik 1-11. **NEB-**Mills, Dedrick 6-33; Fleming, Marcus 5-75; Robinson, Wan'Dale 4-32; Allen, Austin 2-29; Betts, Zavie 2-17; Yokolek, Travis 2-13; Warner, Kade 2-13; Falck, Levi 1-6

**INTERCEPTIONS:** NW-Bergin, Chris 1-5; Joseph, Brandon 1-0. **NEB-**Farmer, Myles 2-45

**FUMBLES:** NW-Ramsey, Peyton 1-0; **NEB-**Robinson, Wan'Dale 1-0; Mills, Dedrick 1-0

**TACKLES:** NW-Gallagher, Blake 8-6. **NEB-**Reimer, Luke 7-3

## NEBRASKA 30, PENN STATE 23

SCORE BY QUARTERS	1	2	3	4	FINAL
Penn State	0	6	10	7	23
Nebraska	10	17	0	3	30

### SCORING SUMMARY

QTR	TEAM	TIME	SCORE
1st	NEB	11:25	McCaffrey 1 yd run (Culp kick)
1st	NEB	06:14	Culp 22 yd field goal
2nd	PSU	14:50	Pinegar 33 yd field goal
2nd	NEB	14:01	Betts 45 yd pass from McCaffrey (Culp kick)
2nd	NEB	11:29	Williams 26 yd fumble recovery (Culp kick)
2nd	PSU	05:48	Pinegar 40 yd field goal
2nd	NEB	00:00	Culp 25 yd field goal
3rd	PSU	07:51	Lee 31 yd run (Pinegar kick)
3rd	PSU	01:01	Pinegar 27 yd field goal
4th	NEB	10:34	Culp 30 yd field goal
4th	PSU	09:20	Ford 5 yd run (Pinegar kick)

**Lincoln (Nov. 14)** - Nebraska's defense helped the Huskers build a 27-6 halftime lead and preserved it with a pair of fourth-quarter stands in a 30-23 victory over Penn State.

Nebraska held a 30-23 lead after Penn State's Devyn Ford scored on a five-yard touchdown with 9:30 left. The Husker defense made the margin stand by snuffing out a pair of Penn State drives inside the Husker red zone in the final five minutes.

The Nittany Lions got the ball at the NU 48 with 7:39 left after a Brandon Smith interception. PSU quarterback Will Levis led the Lions to the NU 11, but the Huskers forced four consecutive incompletions, culminating with a Marquel Dismuke breakup on fourth down.

After a Husker punt, PSU marched from its own 31 to the NU 9 on its final drive before the Blackshirts stiffened. After a pair of incompletions, Luke Reimer sacked Levis on third down before Ben Stille pressured Levis into an incompleting to seal NU's first win of 2020.

Dismuke recorded a career-high 15 tackles, including a tackle for loss to go along with his breakup, as four Huskers totaled double-figure tackles. The Blackshirts also forced two turnovers that led to 10 points, including a 26-yard scoop and score from Deontai Williams.

NU jumped out quickly, as Luke McCaffrey led NU on an 11-play, 75-yard drive to open the game. McCaffrey accounted for 69 yards on the drive, including a key 12-yard run to keep the chains moving. On Penn State's first possession, Cam Taylor-Britt intercepted a Sean Clifford pass and returned it 55 yards to the PSU 15 to set up a 22-yard field goal by Connor Culp, one of three for the Husker kicker on the day.

PSU was within 10-3 in the opening minute of the second quarter before the Huskers struck for 14 points in a 2:32 span. Freshman Zavier Betts got into the scoring column, taking a flip from McCaffrey and racing 45 yards for a TD, capping a 3-play, 65-yard drive. On the next drive, the Williams strip sack and score extended the margin to 21 with 11:29 left in the half.

McCaffrey picked up a victory in his first career start, completing 13-of-21 passes for 152 yards and a touchdown. He also rushed 13 times for 67 yards and another score. Wan'Dale Robinson added a season-high 16 carries for 60 yards while catching five passes. NU was out-gained 501-298, but the Blackshirts allowed just 16 points on Penn State's six red zone trips.

### TEAM STATISTICS

	PSU	NEB
FIRST DOWNS	30	17
RUSHES-YARDS (NET)	52-245	39-146
PASSING YDS (NET)	256	152
Passes Att-Comp-Int	39-19-1	21-13-1
TOTAL OFFENSE PLAYS-YARDS	91-501	60-298
Fumble Returns-Yards	0-0	1-26
Punt Returns-Yards	1-21	1-25
Kickoff Returns-Yards	4-51	0-0
Interception Returns-Yards	1-0	1-55
Punts (Number-Avg)	1-34.0	4-40.5
Fumbles-Lost	1-1	0-0
Penalties-Yards	4-50	5-39
Possession Time	36:24	23:36
Third-Down Conversions	8 of 17	4 of 12
Fourth-Down Conversions	3 of 5	1 of 1
Red-Zone Scores-Chances	4-6	4-4
Sacks By: Number-Yards	1-4	2-17

**RUSHING: PSU-** Ford, Devyn 16-66; Levis, Will 18-61; Holmes, Caziah 4-50; Lee, Keyvone 8-49; Clifford, Sean 6-19. **NEB-**McCaffrey, Luke 13-67; Robinson, Wan'Dale 16-60; Scott III, Marvin 5-11; Mills, Dedrick 3-11; Thompkins, Ronald 1-2; TEAM 1--5

**PASSING: PSU-**Levis, Will 14-31-0-219-0; Clifford, Sean 5-8-1-37-0. **NEB-**McCaffrey, Luke 13-21-1-152-1.

**RECEIVING: PSU-**Freiermuth, Pat 7-113; Washington, Parker 5-70; Lambert-Smith, KeAndre 3-35; Dotson, Jahan 2-27; George, Daniel 1-6; Ford, Devyn 1-5. **NEB-**Robinson, Wan'Dale 5-11; Allen, Austin 3-39; Betts, Zavier 2-54; Falck, Levi 1-21; Scott III, Marvin 1-14; Warner, Kade 1-13

**INTERCEPTIONS: PSU-**Smith, Brandon 1-0. **NEB-**Taylor-Britt, Cam 1-55

**FUMBLES: PSU-**Clifford, Sean 1-1. **NEB-**None

**TACKLES: PSU-**Oweh, Jayson 6-3. **NEB-**Dismuke, Marquel 5-10

## ILLINOIS 41, NEBRASKA 23

SCORE BY QUARTERS	1	2	3	4	FINAL
Illinois	14	14	10	3	41
Nebraska	7	3	7	6	23

### SCORING SUMMARY

QTR	TEAM	TIME	SCORE
1st	ILL	13:31	Brown 3 yd run (McCourt kick)
1st	NEB	09:20	McCaffrey 5 yd run (Culp kick)
1st	ILL	05:39	Brown 2 yd run (McCourt kick)
2nd	ILL	13:48	Imatorbhebe 28 yd pass from Peters (McCourt kick)
2nd	NEB	07:32	Culp 30 yd field goal
2nd	ILL	05:50	Epstein 1 yd run (McCourt kick)
3rd	ILL	08:23	McCourt 24 yd field goal
3rd	NEB	06:48	McCaffrey 1 yd run (Culp kick)
3rd	ILL	02:31	Peters 1 yd run (McCourt kick)
4th	ILL	10:14	McCourt 21 yd field goal
4th	NEB	02:12	Falck 4 yd pass from Martinez (Run failed)

**Lincoln (Nov. 21)** - Nebraska committed five turnovers, and visiting Illinois converted the miscues into 17 points in a 41-23 victory over the Huskers.

Luke McCaffrey rushed for 122 yards and two touchdowns on 26 carries while adding 134 yards on 15-of-26 passing but threw three interceptions and fumbled on the game's first play from scrimmage. Three plays and 21 yards later, Chase Brown's three-yard scoring run put Illinois up 7-0 just 1:29 into the game.

Nebraska regrouped as McCaffrey engineered a 12-play, 71-yard march that culminated with his five-yard touchdown run to tie the game at seven.

Illinois regained the lead on its next drive, as Brown's second touchdown of the day made it 14-7. Nebraska was driving on its next possession, but McCaffrey's fourth-down pass was intercepted by Tarique Barnes at the Illinois 35. The Illini would take advantage, going 65 yards in seven plays, as Brandon Peters found Josh Imatorbhebe on a 28-yard touchdown pass to make it 21-7.

Nebraska pulled to within 21-10 after a Connor Culp field goal, but Illinois answered with a four-play, 89-yard drive, highlighted by a 58-yard run by Mike Epstein, who scored from one yard out two plays later.

The Fighting Illini finished with 490 total yards, including 285 on the ground and 205 yards passing. Brown finished the game with 110 yards and two touchdowns, while Epstein added 113 yards. Brandon Peters completed 18-of-25 passes for 205 yards while adding 36 rushing yards and a touchdown of his own on eight carries. Most importantly, Illinois did not turn the ball over.

Illinois started the second half with the ball and Nebraska's defense appeared to have the Illini stopped for a quick three-and-out, but punter Blake Hayes converted on 4th-and-8 from the Illinois 31 with a 14-yard run. Illinois eventually converted and pushed the lead to 31-10 after James McCourt's 24-yard field goal.

Nebraska cut into the Illinois lead with its first second-half touchdown of the season with a six-play, 75-yard drive capped by McCaffrey's one-yard touchdown. But Peters and the Illini answered with a one-yard touchdown run of their own on the ensuing drive to push the lead back to 21 points.

Will Honas led the Nebraska defense with 10 total tackles, including a sack, another half TFL and a hurry, while JoJo Domann added eight tackles including a pair of TFLs and breakup.

### TEAM STATISTICS

	ILL	NEB
FIRST DOWNS	25	25
RUSHES-YARDS (NET)	52-285	44-215
PASSING YDS (NET)	205	177
Passes Att-Comp-Int	25-18-0	30-18-3
TOTAL OFFENSE PLAYS-YARDS	77-490	74-392
Fumble Returns-Yards	0-0	0-0
Punt Returns-Yards	0-0	3-29
Kickoff Returns-Yards	2-40	3-63
Interception Returns-Yards	3-31	0-0
Punts (Number-Avg)	3-45.7	2-49.0
Fumbles-Lost	4-0	4-2
Penalties-Yards	3-31	7-66
Possession Time	36:21	23:39
Third-Down Conversions	11 of 17	4 of 12
Fourth-Down Conversions	1 of 1	2 of 5
Sacks By: Number-Yards	3-28	1-8

**RUSHING: ILL-** Epstein, Mike 13-113; Brown, Chase 26-110; Peters, Brandon 8-36; Williams, Isaiah 3-14; Hayes, Blake 1-14; Team 1--2. **NEB-**McCaffrey, Luke 26-122; Robinson, Wan'Dale 7-60; Scott III, Marvin 8-22; Martinez, Adrian 2-8 Johnson, Rahmir 1-3

**PASSING: ILL-**Peters, Brandon 18-25-0-205-1. **NEB-**McCaffrey, Luke 15-26-3 134-0; Martinez, Adrian 3-4-0-43-1

**RECEIVING: ILL-** Navarro, Donny 5-58; Imatorbhebe, Josh 4-71; Barker, Daniel 3-42; Washington, Casey 2-11; Cumby, Kyron 2--1; Hightower, Brian 1-12; Brown, Chase 1-12. **NEB-**Robinson, Wan'Dale 6-60; Allen, Austin 5-43; Martin, Oliver 2-30; Falck, Levi 2-11; Vokolek, Travis 1-16 Betts, Zavier 1-9; Johnson, Rahmir 1-8

**INTERCEPTIONS: ILL-**Adams, Tony 1-23; Hansen, Jake 1-8; Barners, Tarique 1-0. **NEB-**None

**FUMBLES: ILL-**Peters, Brandon 2-0; Epstein, Mike 1-0; Cumby, Kyron 1-0. **NEB-**McCaffrey, Luke; 3-1; Robinson, Wan'Dale 1-1.

**TACKLES: ILL-**Adams, Tony 9-4. **NEB-**Honas, Will 3-7