

NEBRASKA

2020 FOOTBALL GAME NOTES



NEBRASKA (0-1) at NORTHWESTERN (2-0)

SATURDAY, NOV. 7, 2020 • 11 A.M. CT • EVANSTON, ILL.
RYAN FIELD • SURFACE: NATURAL GRASS



The Nebraska Cornhuskers will get back on the field this Saturday when they travel to Evanston, Ill., to take on the Northwestern Wildcats in a Big Ten West contest. Game time at Northwestern's Ryan Field is set for 11 a.m. CT with the game televised on the Big Ten Network.

Nebraska is coming off an unexpected off week following the cancellation of last week's matchup with Wisconsin last Wednesday. The Huskers opened the season with a 52-17 loss at No. 5 Ohio State on Oct. 24, a game in which Nebraska was tied at 14-14 in the second quarter.

Northwestern enters the game with a 2-0 record following a 21-20 victory at Iowa on Saturday. The Wildcats fell behind 17-0 in the first quarter, but rallied to close the deficit to 20-14 at halftime, and scored a go-ahead touchdown in the third quarter for the only points of the second half.

Coach Pat Fitzgerald's team has played stout defense through two games, allowing just 23 total points and 250.0 yards per game in wins over Iowa and Maryland. The Wildcats have been particularly strong against the run, allowing just 70.5 yards rushing per game. Northwestern has also forced seven turnovers in two games. Offensively, Northwestern has run the ball effectively, averaging 234.0 yards per game.

Nebraska and Northwestern have a history of closely contested games in the series. Overall, since joining the Big Ten Nebraska has won five of nine matchups with Northwestern, including a 3-1 record at Ryan Field.

THIS WEEK'S NUMBERS

3

Each of the last three meetings between Nebraska and Northwestern have been decided in overtime or on the final play. Northwestern won overtime matchups in 2017 and 2018 after the Huskers held fourth-quarter leads. Last year in Lincoln, Nebraska won 13-10 on a game-winning field goal as time expired.

25

With the cancellation of last week's game against Wisconsin, Nebraska will be opening the season with two road games for the first time in 25 years. In 1995, Nebraska opened the season with road games at Oklahoma State and Michigan State.

167

Nebraska sophomore receiver Wan'Dale Robinson had one of the most productive games of his career against Northwestern last season. Robinson rushed for 44 yards, including a 42-yard touchdown, and had seven receptions for 123 yards, accounting for 167 yards from scrimmage.

2020 NEBRASKA FOOTBALL SCHEDULE

Oct. 24	@ #5 Ohio State*	FOX	L, 52-17	Nebraska picks up 210 yards on ground
Oct. 31	#9 Wisconsin*	FS1	Canceled	Home opener canceled for 2nd time in 3 years
Nov. 7	@ Northwestern*	BTN	11 a.m.	Last 3 games decided on final play or in OT
Nov. 14	Penn State*	TBA	TBA	Nebraska is 3-1 vs. PSU as Big Ten foes
Nov. 21	Illinois*	TBA	TBA	NU 9-1 vs. Illinois at home (lone loss in 1924)
Nov. 27	@ Iowa*	TBA	TBA	NU's 31st straight Black Friday game
Dec. 5	@ Purdue*	TBA	TBA	1st regular-season December game since 1992
Dec. 12	Minnesota*	TBA	TBA	Latest home game in Nebraska history
Dec. 19	TBA	TBA	TBA	Big Ten East opponent TBA

All times Central; Home games in **bold**; *Big Ten Conference game

NEBRASKA

- **2020 Record:** 0-1
- **Last Game:** at Ohio State (L, 52-17)
- **Streak:** Lost 2
- **AP Rank:** Not Ranked
- **Coaches Rank:** Not Ranked
- **Head Coach:** Scott Frost
- **Nebraska Record:** 9-16 (3rd year)
- **Career Record:** 28-23 (5th year)
- **Record vs. Northwestern:** 1-1

NORTHWESTERN

- **2020 Record:** 2-0
- **Last Game:** at Iowa (W, 21-20)
- **Streak:** Won 2
- **AP Rank:** Receiving Votes
- **Coaches Rank:** Receiving Votes
- **Head Coach:** Pat Fitzgerald
- **Northwestern Record:** 101-79
- **Career Record:** same
- **Record vs. Nebraska:** 4-5

SERIES HISTORY

- **All-Time Series:** Nebraska leads, 8-5
- **As Big Ten Foes:** Nebraska leads, 5-4
- **In Evanston:** Nebraska leads, 3-2
- **Last Game:** Nebraska, 13-10 (10/5/2019)
- **Win Streak:** Nebraska, 1 game

TV INFORMATION



- **Play-by-Play:** Cory Provus
- **Analyst:** J Leman
- **Analyst:** Olivia Dekker
- **Fox Sports App**

RADIO INFORMATION



- **Play-by-Play:** Greg Sharpe
- **Analysis:** Matt Davison
- **Sidelines:** Ben McLaughlin
- **XM Simulcast:** 382
- **Sirius Simulcast:** 138
- **Huskers.com & App**
- **TuneIn.com & App**

NEBRASKA VS. NORTHWESTERN AS BIG TEN OPPONENTS						
DATE	SITE	NEB RANK	NW RANK	RESULT	SCORE	
11/5/2011	Lincoln	9	NR	Loss	25-28	
10/20/2012	Evanston	NR	NR	Win	29-28	
11/2/2013	Lincoln	NR	NR	Win	27-24	
10/18/2014	Evanston	19	NR	Win	38-17	
10/24/2015	Lincoln	NR	NR	Loss	28-30	
9/24/2016	Evanston	20	NR	Win	24-13	
11/4/2017	Lincoln	NR	NR	Loss	24-31 (OT)	
10/13/2018	Evanston	NR	NR	Loss	31-34 (OT)	
10/5/2019	Lincoln	NR	NR	Win	13-10	

SERIES HISTORY: NEBRASKA VS. NORTHWESTERN

Nebraska leads the all-time series with Northwestern 8-5, including a 5-4 edge since the Huskers joined the Big Ten Conference in 2011.

- Nebraska has won three of the five all-time meetings in Evanston. Of the nine conference meetings between the Huskers and Wildcats, the only two games decided by more than seven points were a 38-17 Husker victory in Evanston in 2014 and a 24-13 Nebraska win at Ryan Field in 2016.
- The series with Northwestern has featured several record-setting performances for Nebraska. In a 66-17 win at the 2000 Alamo Bowl, the Huskers set a school record for the most points in a bowl game, while Dan Alexander's 240 yards rushing were a Nebraska bowl record. In 2012, Nebraska rallied from a 12-point fourth-quarter deficit to win 29-28, tying for the largest fourth-quarter comeback in program history. The next season, Nebraska won on the first game-winning Hail Mary pass in school history.
- Nebraska has had only three walk-off wins in the history of Memorial Stadium, and two have come against Northwestern (Hail Mary in 2013 and game-winning field goal in 2019).
- Scott Frost is 1-1 in his career against Northwestern and Wildcat head coach Pat Fitzgerald.

CLOSE CONTESTS HIGHLIGHT HUSKER-WILDCAT SERIES

Since Nebraska and Northwestern became conference foes in 2011, the one constant has been close games between the two schools. In nine meetings between the two programs as Big Ten Conference foes, Nebraska has outscored Northwestern 239-215, with an average score of 27-24.

- Seven of the nine meetings between the teams as conference foes have been decided by a touchdown or less, including six by three or fewer points. Three of Nebraska's five Big Ten victories over Northwestern have come by three points or less. All four of the Wildcats' wins have come by a touchdown or less, including three wins decided by three or fewer points and two overtime wins.
- The matchups have been especially close the past three seasons, when each game was either decided on the final play of regulation or in overtime. The combined score of the past five meetings is 120-118 in favor of Nebraska, although Northwestern has won three of those five contests.

BRIEF RECAPS OF NEBRASKA-NORTHWESTERN CLOSE GAMES

- **Nebraska 13, Northwestern 10 (Oct. 5, 2019):** Although Northwestern never led, the Wildcats tied the game at 10-10 with 11:20 to play in the third quarter. Neither team would score again until the final snap of the game. Northwestern drove into Husker territory with just over a minute remaining, but Lamar Jackson intercepted an Aidan Smith pass, and Nebraska drove 42 yards in six plays covering one minute to set up Lane McCallum's game-winning, walk-off 24-yard field goal.
- **Northwestern 34, Nebraska 31 in OT (Oct. 13, 2018):** Nebraska nearly handed Northwestern its only Big Ten West loss of the 2018 season, but the Huskers were unable to hold a 10-point lead with less than three minutes remaining. Trailing 31-21, Northwestern got a field goal to pull within seven with 2:27 remaining in regulation. After Nebraska went 3-and-out and took just 24 seconds off the clock, the Wildcats drove 99 yards in eight plays to score the game-tying touchdown with 12 seconds remaining. Nebraska then threw an interception on its overtime possession, and Northwestern won the game on a walk-off 37-yard field goal from Drew Luckenbaugh.
- **Northwestern 31, Nebraska 24 in OT (Nov. 4, 2017):** Northwestern ended the 2017 season with an eight-game winning streak which included an NCAA-record three consecutive overtime wins, the final of which came against Nebraska. The Huskers used a 10-0 third quarter to build a 24-17 lead, but Clayton Thorson tied the game on a seven-yard touchdown with 5:32 remaining in regulation and gave the Wildcats the lead with a one-yard touchdown run on the first overtime series. Northwestern secured the win when Kyle Queiro broke up a fourth-down pass on Nebraska's overtime possession.
- **Northwestern 30, Nebraska 28 (Oct. 24, 2015):** In a back-and-forth game that featured five lead changes, Northwestern held on during an eventful fourth quarter. The Wildcats led 20-19 entering the final period, but Nebraska took a 22-20 lead just five seconds into the quarter. Northwestern answered with 10 straight points to build a 30-22 lead before Tommy Armstrong Jr. capped a 75-yard touchdown drive with a three-yard touchdown run. Trailing 30-28, Nebraska failed to convert its two-point conversion, and Northwestern picked up three first downs on its ensuing possession to run out the game's final 4:18.

BIG TEN STANDINGS



WEST DIVISION

Place	Team	Big Ten
1.	Northwestern	2-0
	Purdue	2-0
3.	Wisconsin	1-0
4.	Nebraska	0-1
5.	Illinois	0-2
	Iowa	0-2
	Minnesota	0-2

EAST DIVISION

Place	Team	Big Ten
1.	Indiana	2-0
	Ohio State	2-0
3.	Maryland	1-1
	Michigan State	1-1
	Michigan	1-1
	Rutgers	1-1
7.	Penn State	0-2

PLAYER OF THE WEEK NOMINEES

OPP.	OFF.	DEF.	SPEC.	FROSH
OSU	--	--	--	--
WIS		Canceled		
NW				
PSU				
ILL				
IOWA				
PUR				
MINN				
TBA				

Bold indicates winner

2020 HUSKER HONORS

DAMIAN JACKSON, JR., OLB

- Armed Forces Merit Award Watch List

ADRIAN MARTINEZ, JR., QB

- Maxwell Award Watch List
- Walter Camp Award Watch List

DEDRICK MILLS, SR., RB

- Doak Walker Award Watch List

WAN'DALE ROBINSON, SO., WR

- Paul Hornung Award Watch List

BEN STILLE, SR., DL

- William V. Campbell Trophy Semifinalist
- AFCA Good Works Team Nominee
- Wuerffel Trophy Nominee

JACK STOLL, SR., TE

- Mackey Award Watch List

ADRIAN MARTINEZ RECORD WATCH

PASSING YARDS

RK.	PLAYER, YEARS	YDS
1.	Tommy Armstrong Jr., 2013-17	8,871
2.	Taylor Martinez, 2010-13	7,258
3.	Zac Taylor, 2005-06	5,850
4.	Joe Ganz, 2005-08	5,125
5.	Dave Humm, 1972-74	5,035
6.	Jerry Tagge, 1969-71	4,704
7.	Adrian Martinez, 2018-pres.	4,678

COMPLETIONS

RK.	PLAYER, YEARS	COMP.
1.	Tommy Armstrong Jr., 2013-16	625
2.	Taylor Martinez, 2010-13	575
3.	Zac Taylor, 2005-06	470
4.	Adrian Martinez, 2018-present	385
5.	Joe Ganz, 2006-08	381

COMPLETION PERCENTAGE

RK.	PLAYER, YEARS	PCT.
1.	Joe Ganz, 2006-08	65.1
2.	Sam Keller, 2007	63.1
3.	Adrian Martinez, 2018-present	62.8

Minimum 1,000 career passing yards

TOTAL OFFENSE

RK.	PLAYER, YEARS	YDS
1.	Tommy Armstrong Jr., 2013-16	10,690
2.	Taylor Martinez, 2010-13	10,233
3.	Eric Crouch, 1998-2001	7,915
4.	Adrian Martinez, 2018-pres.	6,018

TOTAL OFFENSIVE YARDS PER GAME

RK.	PLAYER, YEARS	YPG
1.	Adrian Martinez, 2018-pres.	273.2
2.	Tanner Lee, 2017	253.8
3.	Tommy Armstrong Jr., 2013-16	237.6

Minimum 3,000 total yards

QUARTERBACK RUSHING YARDS

RK.	PLAYER, YEARS	YDS
1.	Eric Crouch, 1998-2001	3,434
2.	Taylor Martinez, 2010-13	2,975
3.	Jammal Lord, 2000-03	2,573
4.	Steve Taylor, 1985-88	2,125
5.	Tommie Frazier, 1992-95	1,955
6.	Tommy Armstrong Jr., 2013-16	1,819
7.	Scott Frost, 1996-97	1,533
8.	Adrian Martinez, 2018-present	1,340
9.	Turner Gill, 1980-83	1,317

250-YARD PASSING GAMES

RK.	PLAYER, YEARS	GMS
1.	Tommy Armstrong Jr., 2013-16	14
2.	Joe Ganz, 2006-08	11
3.	Adrian Martinez, 2018-present	10

300-YARD PASSING GAMES

RK.	PLAYER, YEARS	GMS
1.	Joe Ganz, 2006-08	8
2.	Tommy Armstrong Jr., 2013-16	6
3.	Taylor Martinez, 2010-13	4
t-4.	Adrian Martinez, 2018-present	3

300-YARD TOTAL OFFENSE GAMES

RK.	PLAYER, YEARS	GMS
1.	Tommy Armstrong Jr., 2013-16	13
2.	Adrian Martinez, 2018-present	12

400-YARD TOTAL OFFENSE GAMES

RK.	PLAYER, YEARS	GMS
1.	Adrian Martinez, 2018-present	4
2.	Joe Ganz, 2006-08	3

• **Nebraska 27, Northwestern 24 (Nov. 2, 2013):** Nebraska and Northwestern were tied at 21 for more than 20 minutes of game time until a dramatic final two minutes. Nebraska took over on its own 18-yard line with 2:25 to play and threw an interception four plays later. Northwestern gained just three yards on its ensuing possession, but that was enough to kick a go-ahead 21-yard field goal. Nebraska began its game-winning drive on its own 17 with 1:14 remaining. Ameer Abdullah broke a tackle to pick up a first down on a 4th-and-15 play and the game's final snap came with four seconds remaining. With the ball at the Northwestern 49-yard line, Ron Kellogg III dropped back and launched a deep pass that was tipped and caught by Jordan Westerkamp right at the goal line for the first game-winning Hail Mary pass in Nebraska history.

• **Nebraska 29, Northwestern 28 (Oct. 20, 2012):** Nebraska scored a pair of touchdowns in the final six minutes to tie the largest fourth-quarter comeback in program history. The Huskers trailed 28-16 with 8:31 to play before a 10-play, 80-yard touchdown drive. Nebraska then forced a 3-and-out defensively and got the ball back at its own 24-yard line, trailing 28-23 with 4:10 to play. The Huskers found the end zone in only six plays, taking a 29-28 lead following a failed two-point conversion. Northwestern then drove into Nebraska territory and missed a 53-yard field goal with 1:10 remaining, essentially ending the game.

• **Northwestern 28, Nebraska 25 (Nov. 5, 2011):** In the first game between the programs as Big Ten foes, Northwestern never trailed in an upset of the ninth-ranked Huskers. The Wildcats led 7-3 at the half and the teams traded third-quarter touchdowns before an explosive fourth quarter. Northwestern took a 21-10 lead on an 81-yard touchdown pass less than three minutes into the final quarter, but the Huskers answered that score three-and-a-half minutes later. Northwestern responded with a 13-play, 66-yard touchdown drive that took more than seven minutes off the clock. Trailing 28-18 with 1:18 remaining, Nebraska scored a touchdown with 18 seconds left, but the Huskers could not recover the ensuing onside kick.

MARTINEZ AT HIS BEST AGAINST BIG TEN WEST

Adrian Martinez has put up big numbers in 11 career games against Big Ten West foes.

- Martinez owns the Nebraska record with four career games with 400 yards of total offense. Each of those games has come against a Big Ten West Division foe, as Martinez has recorded 400 yards of total offense in four of his 11 career games against West Division teams. Martinez had 446 yards at Illinois in 2019 for the No. 3 total offense mark in school history, 441 yards in 2018 at Wisconsin (5th), 409 yards in 2018 against Purdue (12th) and 401 yards against Minnesota in 2018 (16th).
- Martinez averages 313.7 yards of total offense in 11 career games against Big Ten West teams. He is completing 64.7 percent of his passes (229-of-354) with 17 touchdowns, while averaging 252.2 passing yards per game. Martinez has rushed for 676 yards and six touchdowns against the Big Ten West, averaging 61.5 rushing yards per game.
- Twenty-four of Martinez's 43 career total touchdowns have come against West Division opponents (56 percent), including 17 of 27 touchdown passes (63 percent).

MARTINEZ RANKS AMONG NATION'S TOP QUARTERBACKS

Adrian Martinez has put up statistics in his two seasons that have him ranked among the top quarterbacks in the country and among the best to ever play the position at Nebraska. Martinez has thrown for 4,678 career yards, rushed for 1,340 yards and totaled 6,018 yards of offense.

He owns three NU career records, four season records and one game record. Last season, Martinez was just the second Husker sophomore to be a team captain since 1930 and he again holds that distinction this year, becoming one of just 13 two-time captains in Nebraska history.

- Martinez is Nebraska's all-time leader in total offensive yards per game (273.2) and 400-yard total offense games (4). He has produced four of Nebraska's 16 individual 400-yard total offense performances, and Martinez's career average of 273.2 yards of total offense per game is more than 35 yards higher than any other Husker quarterback who played in at least 15 career games.
- Martinez averaged a school-record 295.1 yards of total offense per game as a true freshman in 2018, an average that ranked 12th nationally, led all freshmen and was the ninth-highest average by a freshman in NCAA history, including the third-best mark by a true freshman.
- Martinez also set NU season records for 300-yard total offense games (7) and 400-yard total offense games (3) in 2018.
- Martinez set an NU record with an 86.2 completion percentage against Minnesota in 2018, connecting on 25-of-29 passes for 276 yards and three touchdowns.
- At Illinois in 2019, Martinez produced the second 300-yard passing and 100-yard rushing performance in Nebraska history (328 passing, 118 rushing). His career-high 446 yards of total offense was the third-highest total in program history.
- Martinez has been one of the nation's top dual-threat quarterbacks. He is one of only 12 active FBS quarterbacks with 4,000 career passing yards and 1,000 career rushing yards. Martinez is only the fourth Husker with 4,000 career passing yards and 1,000 career rushing yards.

ACTIVE FBS QUARTERBACKS WITH 4,000 PASS YARDS & 1,000 RUSH YARDS

PLAYER, SCHOOL	CLASS	RUSHING YDS	PASSING YDS
Sam Ehlinger, Texas	Sr.	1,892	10,520
Kellen Mond, Texas A&M	Sr.	1,338	8,596
Desmond Ridder, Cincinnati	Jr.	1,513	5,603
Adrian Martinez, Nebraska	Jr.	1,340	4,678
Skylar Thompson, Kansas St.	Sr.	1,083	5,021
Ian Book, Notre Dame	Sr.	1,245	7,343
Zac Thomas, Appalachian St.	Sr.	1,227	5,761
D'Eriq King, Miami (Fla.)	Sr.	1,722	6,326
Holton Ahlers, East Carolina	Jr.	1,033	6,175
Noah Johnson, South Florida	Sr.	2,004	4,662
Asher O'Hara, MTSU	Jr.	1,619	4,239
Malik Cunningham, Louisville	Jr.	1,199	4,284

Note: Only six players (Ehlinger, King, Martinez, Mond, Ridder and Thompson) entered the 2020 season with 4,000 career passing yards and 1,000 career rushing yards.

ACTIVE FBS LEADERS IN CAREER TOTAL OFFENSIVE YARDS PER GAME

RK.	PLAYER	SCHOOL	CLASS	YPG
1.	Sam Ehlinger	Texas	Sr.	293.7
2.	Brock Purdy	Iowa State	Jr.	284.2
3.	Asher O'Hara	MTSU	Jr.	279.0
4.	Holton Ahlers	East Carolina	Jr.	277.2
5.	Adrian Martinez	Nebraska	Jr.	273.5
6.	Trevor Lawrence	Clemson	Jr.	266.4

Note: Minimum 20 career games played

- In 2018, Martinez became just the sixth freshman in NCAA history to average 200 passing yards and 50 rushing yards per game and just the second true freshman to hit those marks. Martinez was also one of only four FBS quarterbacks - regardless of class - who averaged 225 passing yards and 50 rushing yards per game in 2018.

MARTINEZ'S NEBRASKA CAREER RANKINGS

CATEGORY	RANK	TOTAL	RECORD
400-Yard Total Offense Games	1st	4	4
Total Offensive Yards Per Game	1st	273.2	253.8
300-Yard Total Offense Games	2nd	12	13
Completion Percentage	3rd	62.8	65.1
250-Yard Passing Games	3rd	10	14
Total Offense	4th	6,018	10,690
300-Yard Passing Games	4th	3	8
Completions	4th	385	625
Passing Yards	7th	4,678	8,871

FROST OFFENSES TRADITIONALLY IMPRESSIVE ON OPENING DRIVES

One common theme of a **Scott Frost**-led offense has been a fast start. That trend continued in the opener, when Nebraska opened the scoring last week with a four-play, 75-yard touchdown drive at No. 5 Ohio State, needing just 1:51 to find the end zone.

- In Frost's three seasons, Nebraska has scored on its opening possession 12 times in 25 games (11 TD, 1 FG).
- Nebraska scored on its first possession seven times in 12 games in 2018, including six of the final seven games. All seven of NU's opening scoring drives resulted in touchdowns. In 2019, the Huskers scored points on their opening drive four times in 12 games, including three touchdowns.
- Over the last four seasons - 2018-20 at Nebraska and 2017 at UCF - Frost's offenses have scored a touchdown on their opening possession 20 times in 38 games (53 percent). The average length of the touchdown drive in that span is 74 yards.
- In five years as a head coach, Frost's offenses have scored on their opening drive 25 times in 51 games, with 23 touchdowns and two field goals. In 91 games over eight seasons as a play-caller, Frost's offenses have scored on their first possession of the game 46 times, putting points on the board in more than half of their opening possessions.
- Nebraska has received the opening kickoff and scored a touchdown nine times in 25 games under Frost. In 2018, the Huskers had a game-opening touchdown drive to take a 7-0 lead in five straight games during the Big Ten Conference season.
- **Frost's Opening Drive Scoring Percentage:** 51% (46 of 91 drives)
- **Frost's Opening Drive Touchdown Percentage:** 44% (40 of 91 drives)

2020 OFFENSE GAME-BY-GAME

RUSHING GAME	ATT.	YDS.	TD	LONG
OSU	36	210	2	47
WIS		Canceled		
NW				
PSU				
ILL				
IOWA				
PUR				
MINN				
TBA				

PASSING

PASSING GAME	COM-ATT-INT	YDS	TD	LG	SACKS
OSU	16-20-0	160	0	26	3-10
WIS		Canceled			
NW					
PSU					
ILL					
IOWA					
PUR					
MINN					
TBA					

2020 DEFENSE GAME-BY-GAME

RUSHING DEFENSE GAME	ATT.	YDS.	TD	LONG
OSU	48	215	4	18
WIS		Canceled		
NW				
PSU				
ILL				
IOWA				
PUR				
MINN				
TBA				

PASSING DEFENSE

PASSING DEFENSE GAME	COM-ATT-INT	YDS	TD	LG	SACKS
OSU	20-21-0	276	2	42	3-21
WIS		Canceled			
NW					
PSU					
ILL					
IOWA					
PUR					
MINN					
TBA					

SACKS/TFL

SACKS/TFL GAME	SACKS	YARDS	TFL	YARDS
OSU	3	21	6	26
WIS		Canceled		
NW				
PSU				
ILL				
IOWA				
PUR				
MINN				
TBA				

LAST TIME OUT

#5 OHIO STATE 52, NEBRASKA 17

Team Stats	NU	OSU
First Downs	17	28
Rushes-Yards	36-210	48-215
Passes	16-20-0	20-21-0
Passing Yards	160	276
Total Offense	370	491
3rd Downs	4-of-10	8-of-13
Turnovers	2	1
Penalties	8-90	3-14
Time of Possession	26:46	33:14

NU Rushing Leaders

Adrian Martinez—13 carries, 85 yards, TD
 Luke McCaffrey—9 carries, 80 yards

NU Passing Leader

Adrian Martinez—12-15-0, 105 yards

NU Receiving Leaders

Wan'Dale Robinson—6 receptions, 49 yards

NU Defensive Leaders

Will Honas—6 UT, AT, 7 TT, 2-14 sacks

Marquel Dismuke—5 UT, 2 AT, 7 TT

Collin Miller—3 UT, 4 AT, 1.5 TFL

JoJo Domann—3 UT, 3 AT, 6 TT, fumble recovery

NOTING GAME 1

- The game at Ohio State marked the first time Nebraska has played a game before a crowd of less than 10,000 fans since a crowd of 6,166 fans for the 1962 Gotham Bowl game against Miami at Yankee Stadium (Dec. 15, 1962).
- Players making their first career starts vs. Ohio State included OT **Bryce Benhart**, WR **Levi Falck**, DL **Ty Robinson**, ILB **Will Honas**, OLB **Garrett Nelson**, PK **Connor Culp** and P **William Pryzstup**. Falck (South Dakota), Culp (LSU) and Pryzstup (Michigan State) had previously started in their collegiate careers before transferring to Nebraska.
- Tight end **Austin Allen** had a 26-yard reception in the first half. Four of Allen's 11 career catches have covered at least 20 yards, and Allen has two of the three longest catches of his career at Ohio State.
- Quarterback **Adrian Martinez** accounted for 190 yards of total offense, pushing his career total to 6,018 yards. He became the fourth Husker with better than 6,000 career total offensive yards.
- Linebacker **Will Honas** had two sacks for 13 yards, marking his first career multi-sack game.
- Nebraska's loss ended a streak of four straight victories in season-opening games against ranked teams.

FROST IN THIRD SEASON LEADING HUSKERS

Scott Frost is in his third season at Nebraska in 2020. The consensus 2017 national coach of the year, Frost boasts a 28-23 career record in five seasons as a collegiate head coach.

- Frost is 9-16 at Nebraska, with nine losses by seven or fewer points, including eight by five or fewer points.
- Nebraska went 5-7 in 2019, a one-game improvement over the previous two seasons. NU's 12-game schedule in 2019 featured six teams that were ranked in the top 25 at least once during the season, including four that finished the year in the top 15.
- Frost has improved upon his team's previous season record every year he has been a head coach. At UCF, Frost - who inherited a winless team - went from 6-7 in his first season to 13-0 in year two. He improved by one game at Nebraska from 2018 to 2019.
- At UCF, Frost became the first coach in FBS history to turn a winless team into an undefeated team in just two years.
- Of Frost's 10 assistant coaches, seven have been with him in each of his five seasons as a collegiate head coach, while Mike Dawson has been on four of Frost's five staffs.
- In 13 years as a full-time assistant or head coach, Frost's teams have posted a 131-41 record, averaging more than 10 wins per season. Frost has been a part of seven conference championship teams in his 13 seasons and has twice coached in the national championship game.
- Frost's teams have been ranked in the top 15 in 10 of his 13 seasons, including eight final top-10 rankings and six final top-five rankings.

NEW FACES, NEW ROLES ON HUSKER COACHING STAFF

Seven of Nebraska's 10 full-time assistant coaches return for their third season in 2020, and all seven have been a member of Scott Frost's staff for his entire five-year head coaching career. The Huskers also welcome two new assistant coaches this season, but both are familiar with Frost.

- **Matt Lubick** joins the staff as Nebraska's offensive coordinator and wide receivers coach. Lubick previously was the offensive coordinator at Pac-12 powers Oregon and Washington. He succeeded Frost as the Ducks' offensive coordinator, as Lubick was the passing game coordinator and wide receivers coach in each of Frost's three seasons as Oregon's offensive coordinator.
- The other new face on the Husker sideline is a familiar one. **Mike Dawson**, who was on Frost's staff for both seasons at UCF, coached the Husker defensive line in 2018 before moving on to the NFL in 2019, coaching outside linebackers for the New York Giants. In his return to Nebraska, Dawson coaches the outside linebackers.
- In addition to the two new full-time assistant coaches, Frost announced new titles and roles for two other members of the staff. **Greg Austin** added the title of run game coordinator to his duties as offensive line coach, while **Ryan Held** serves as recruiting coordinator in addition to continuing his role as running backs coach.
- The Husker staff features three Broyles Award nominees in defensive coordinator **Erik Chinander** (2016 at UCF), offensive coordinator **Matt Lubick** (2012 at Duke) and quarterbacks coach **Mario Verduzco** (2018 at Nebraska). The Broyles Award is presented annually to the nation's top assistant coach. Lubick was also named the national wide receivers coach of the year and an AFCA Assistant Coach of the Year finalist in 2012.

HUSKERS RETURN OFFENSIVE PRODUCTION

Nebraska boasted plenty of returning offensive production in 2020. NU returned more than 80 percent of its yards from last year in rushing (86 percent), passing (82 percent) and total offense (82 percent).

- Nebraska returned its top three rushers from last season in **Dedrick Mills** (745), **Adrian Martinez** (626) and **Wan'Dale Robinson** (340).
- Mills averaged 115.7 rushing yards per game over Nebraska's final three contests, despite playing only the first half of the Huskers' win at Maryland. He ran for a career-high 188 yards on 17 carries against Wisconsin, averaging more than 11 yards per carry.
- NU also returns its leading passer in **Adrian Martinez** (1,956 yards), while **Luke McCaffrey** showed promise in limited action last year, completing 9-of-12 passes for 142 yards and two touchdowns.
- In the receiving game, Nebraska must replace two of its three leading receivers from 2019. **Wan'Dale Robinson**, who split time at running back last fall, is NU's top returning receiver after he ranked second on the team with 40 catches and 453 receiving yards in 2019. Tight end **Jack Stoll** also returns after ranking third with 25 catches in 2019 and fourth with 234 receiving yards.
- Robinson was one of four national finalists for the Paul Hornung Award (nation's most versatile player) in 2019, joining Ameer Abdullah as the only Huskers to be a Hornung Award finalist. Robinson was also on the preseason watch list for the 2020 Paul Hornung Award, while Stoll earned a spot on the Mackey Award (nation's top tight end) watch list in 2018, 2019 and 2020.

A TALE OF TWO LINES

Nebraska returned every offensive line starter from last season, while the Huskers must replace every defensive line starter, as all three 2019 starting defensive linemen are on NFL rosters. Three Huskers returned to their same spot on the offensive line this season, while senior **Matt Farniok** moved from right tackle to right guard, with redshirt freshman **Bryce Benhart** taking over at right tackle.

- Based on available records, 2020 is believed to be the first time Nebraska returns its entire starting offensive line since two-platoon systems were first allowed under NCAA rules in 1964.
- Nebraska is the only team in the country which had the same starting offensive line (by player and position) for every game during the 2019 season and returned all five of those starters.
- Nebraska had the same starting offensive line for all 12 games in 2019, one of eight teams nationally to start the same five linemen every game. It marked the first time since 2010 that NU had the same starting line for an entire season.
- Nebraska's five returning starting offensive linemen combined for 106 career starts entering the season, including three players who have made at least 20 consecutive starts at their position. Entering 2020, Nebraska's 106 combined starts among offensive linemen ranked eighth nationally.
- The returning starters are **Brenden Jaimes** (25 straight starts at left tackle; 34 straight starts overall), **Matt Farniok** (25 straight starts), **Boe Wilson** (22 straight starts at guard), **Cam Jurgens** (13 straight starts at center) and **Trent Hixson**. Hixson started all 12 games at guard last season and is now Nebraska's top backup on the interior of the line.
- Jaimes is a two-time honorable-mention All-Big Ten pick, while Wilson was honorable mention in 2018 and Jurgens is the only Husker freshman (true or redshirt) to ever start at center.
- On defense, the Huskers replaced all three defensive line starters, all of whom are now on NFL rosters. The last time Nebraska had to replace its entire defensive line was in 2016.
- **Ben Stille** is Nebraska's most experienced defensive lineman. The senior has started 15 games at defensive end in his career and is the Huskers' active leader with 23 tackles for loss and 11.5 sacks. **Damion Daniels** was the only other defensive lineman with a start entering 2020 (1 start in 2019), with Daniels and redshirt freshman **Ty Robinson** opening as starters in game one.

NEBRASKA FOOTBALL FACTS

HISTORY

Season of Football.....	131st
All-Time Games Played	1,338
National Ranking in All-Time Wins	7th
All-Time Bowl Appearances	53
National Ranking in Bowl Appearances	4th

CHAMPIONSHIPS

National Championships	5
Back-to-Back National Championships	2
Undeclared Seasons	11
Perfect Seasons	9
Conference Championships	46

RECORD BREAKDOWN

All-Time Record.....	902-396-40
All-Time Bowl Record	26-27
Home Games	549-159-20
Memorial Stadium	422-136-13
Record in August.....	14-0-0
Record in September	179-49-6
Record in October.....	364-147-19
Record in November	308-165-15
Record in December	22-14-0
Record in January	14-21-0
Record in February	1-0-0
In Overtime.....	8-6
At Night.....	99-44-3
When Scoring 35+ Points.....	371-9
When Allowing 10 Points or Less ...	575-47-29
vs. Big Ten Teams	120-106-9
» In Big Ten Play (since 2011).....	40-38
» Home.....	22-16
» Away.....	18-21
» Neutral	0-1
vs. Ranked Teams	105-134-3
» Home.....	51-43-0
» Away.....	28-64-3
» Neutral	26-27-0
» as No. 1 Team	46-7-1

STREAKS

Consecutive Games Scoring a Point	308
Consecutive Home Games Scoring a Point...	341
Consecutive Home Sellouts.....	375
<i>Note: Sellout streak will pause for 2020 season</i>	
Record in Sellout Streak	312-63
» vs. Ranked Teams	47-32

INDIVIDUAL HONORS

College Football Hall of Fame Players	19
College Football Hall of Fame Coaches.....	6
First-Team All-Americans	110
Unanimous All-Americans.....	54
CoSIDA Academic All-Americans*	108
NCAA Top Ten Award Winners*	9
Heisman Trophy Winners	3
Walter Camp Award Winners.....	3
Maxwell Trophy Winners	1
Outland Trophy Winners*.....	9
Lombardi Trophy Winners.....	5
Butkus Award Winners.....	1
Johnny Unitas Golden Arm Award Winners..	1
Davey O'Brien Award Winners	1
Rimington Award Winners.....	1
Bednarik Award Winners	1
Nagurski Trophy Winners	1
Retired Jerseys	25
First-Team All-Conference Selections	519

*Total leads the nation

CHARTING THE HUSKERS

ALL-TIME WINS

RK.	SCHOOL	WINS
1.	Michigan	963
2.	Ohio State	926
3.	Alabama	922
4.	Texas	920
5.	Notre Dame	914
6.	Oklahoma	912
7.	Nebraska	902

CONFERENCE TITLES

RK.	SCHOOL	TITLES
1.	Oklahoma	49
2.	Nebraska	46
3.	Michigan	42

AP NATIONAL TITLES

RK.	SCHOOL	TITLES
1.	Alabama	11
2.	Notre Dame	8
3.	Oklahoma	7
4.	Miami	5
	Ohio State	5
	USC	5
t-7.	Nebraska	4

COACHES POLL NATIONAL TITLES

RK.	SCHOOL	TITLES
1.	Alabama	10
2.	Oklahoma	6
3.	USC	5
t-4.	Nebraska	4

NATIONAL TITLES SINCE 1970

RK.	SCHOOL	TITLES
1.	Alabama	11
2.	Nebraska	5
	Miami	5

BOWL APPEARANCES

RK.	SCHOOL	BOWLS
1.	Alabama	65
2.	Texas	55
3.	Georgia	54
4.	Nebraska	53

HEISMAN TROPHY WINNERS

RK.	SCHOOL	WINNERS
1.	Notre Dame	7
	Ohio State	7
	Oklahoma	7
4.	USC	6
t-5.	Nebraska	3

NFL DRAFT PICKS

RK.	SCHOOL	PICKS
1.	USC	511
	Notre Dame	511
3.	Ohio State	463
4.	Oklahoma	397
5.	Michigan	379
6.	Alabama	374
7.	Nebraska	361

ALL-TIME LONGEST STREAKS WITHOUT BEING SHUT OUT

RK.	PLAYER	YEAR BEGAN	YEAR ENDED	GAMES
1.	Florida	1988	Active	402
2.	Michigan	1984	2014	365
3.	BYU	1975	2003	365
4.	TCU	1992	Active	350
5.	Virginia Tech	1995	Active	328
6.	Georgia	1995	Active	323
7.	Nebraska	1996	Active	308
8.	Air Force	1992	2017	306

Note: List includes all streaks of at least 300 games

NEBRASKA LINEBACKING CORPS A MIX OF VETERANS, YOUTH

Nebraska replaced one starting inside and outside linebacker, but the Huskers have ample experience at the second level of the defense. Overall, NU has a youth movement at linebacker, as 22 of the 29 linebackers on the Husker roster are either freshmen or sophomores.

- Outside linebackers **JoJo Domann** and **Caleb Tannor** split time as starters in 2019, and Domann had nine TFLs, the most of any returning Husker. Domann and Tannor are two of only four upperclassmen among NU's 14 outside linebackers, while sophomore **Garrett Nelson** made his first career start at Ohio State.
- Seniors **Will Honas** and **Collin Miller** split time at inside linebacker in 2019, but will hold down the two starting spots in 2020. Honas ranked second on the team with 73 tackles, while Miller tied for third with 67 tackles. Honas opened the season with two sacks for 14 yards at Ohio State.
- Honas and Miller are two of the three upperclassmen among Nebraska's inside linebacker group, along with first-year junior college transfer **Eteva Mauga-Clements**. All other inside linebackers are either freshmen or sophomores.

SECONDARY LOOKS STRONG AGAIN

Nebraska's secondary was stout in 2019, as the Huskers allowed only 200.8 passing yards per game, the program's fewest yards allowed since 2012. Although Nebraska replaced starting all-conference cornerback Lamar Jackson, the rest of last year's regular secondary members return.

- **Dicaprio Bootle**, a third-team All-Big Ten selection in 2018 and honorable-mention pick in 2019, has started 25 consecutive games. The senior corner's 22 career pass breakups are tied for 10th place in Nebraska history.
- **Cam Taylor-Britt** starts at the other cornerback spot. In 10 starts as a sophomore in 2019, Taylor-Britt ranked third nationally in forced fumbles and also intercepted three passes.
- **Marquel Dismuke** started all 12 games at safety last fall, and he led the secondary with a career-high 67 tackles, which tied for third on the team overall. Dismuke also added four pass breakups.
- The secondary also features the return of safety **Deontai Williams**, who suffered a season-ending injury in the first game of 2019. In his first season at Nebraska in 2018, Williams was a ballhawk who led NU in interceptions (2), forced fumbles (2) and fumble recoveries (1).

NEBRASKA AIMS FOR SPECIAL TEAMS IMPROVEMENT

Nebraska will essentially field an entirely new special teams unit this season - including a new special teams coach - as it aims to improve in that aspect of the game in 2020. To help improve those rankings, Scott Frost hired **Jonathan Rutledge** as Nebraska's Senior Special Teams Analyst during the offseason. With Auburn the past two seasons, Rutledge led a Tigers' special teams unit that was ranked 13th nationally in 2019 and 14th in 2018 by Football Outsiders.

- Nebraska will be looking for both a new punter and place-kicker this season, along with a new long snapper and holder. NU must also replace its top punt returner from last season.
- Sophomore **William Przystup** averaged 44.6 yards on five punts at Ohio State in the season opener. He previously punted at Michigan State in 2018 before transferring to Nebraska.
- Nebraska used six place-kickers last season and the only one that returns for 2020 is **Lane McCallum**, a defensive player who filled in as an emergency kicker last season and figures to focus exclusively on defense this fall. NU added five place-kickers to its roster during the offseason, including a pair of transfers. Senior **Connor Culp** joined Nebraska as a graduate transfer from LSU, and he was the Tigers' starting place-kicker as a sophomore in 2017, connecting on 11-of-16 field goals. He connected on two PATs and a 22-yard field goal at Ohio State.
- At long snapper, Nebraska replaced Chase Urbach, who started every game last season. No Husker had snapped in a game prior to the season opener. Sophomores **Cade Mueller** (punts) and **Cameron Pieper** (place-kicks) are splitting snapping duties to start the season.

MOST ASSOCIATED PRESS NATIONAL CHAMPIONSHIPS

RK.	TEAM	TITLES	LAST
1.	Alabama	11	2017
2.	Notre Dame	8	1988
3.	Oklahoma	7	2000
4.	Miami	5	2001
	Ohio State	5	2014
	USC	5	2004
7.	Nebraska	4	1995
	Minnesota	4	1960

MOST COACHES POLL NATIONAL CHAMPIONSHIPS

RK.	TEAM	TITLES	LAST
1.	Alabama	10	2017
2.	Oklahoma	6	2000
3.	USC	5	1978
4.	Nebraska	4	1997
	Miami	4	2001
	Texas	4	2005
	Ohio State	4	2014

HUSKER STREAKS CONTINUE INTO 2020 SEASON

A pair of impressive team streaks and several individual streaks will continue this season, while a legendary streak takes a one-year hiatus in 2020.

- Nebraska has sold out 375 consecutive games at Memorial Stadium, dating from the next-to-last home game of the 1962 season through all seven home games last season. With the Big Ten Conference decision to prohibit the sale of tickets this year, the Huskers' legendary sellout streak - an NCAA record - will pause during the 2020 season. Nebraska's streak will remain at 375 consecutive home sellouts until next year's home opener with Buffalo on Sept. 11, 2021.
- The Huskers have scored in 308 consecutive games. The streak is the longest in school history, the seventh-longest in FBS history and the fifth-longest active streak. The last time Nebraska was shut out was a 19-0 loss at No. 17 Arizona State on Sept. 21, 1996.
- Nebraska has also scored in 341 consecutive home games, a school record. The last time the Huskers were shut out at home came on Nov. 9, 1968 against Kansas State (12-0 loss).
- Nebraska is 251-0 all-time when scoring 35 or more points at home. **Scott Frost** is also 21-0 in his head coaching career when his team scores at least 35 points.
- Several individual Huskers have double-digit streaks of consecutive starts, including four offensive linemen. **Brenden Jaimes** has started 34 consecutive games overall and 25 straight at left tackle, **Dicaprio Bootle** (cornerback/safety), **Matt Farniok** (right tackle/guard) and **Jack Stoll** (tight end) have each started 25 consecutive games, **Boe Wilson** (guard) has made 22 consecutive starts and **Cam Jurgens** (center) has started 13 consecutive games.

HUSKERS OWN BIG HOME-FIELD ADVANTAGE

Nebraska has enjoyed much success in its history when playing at home in front of the greatest fans in college football. Recently, the Huskers have won at least six home games in 24 of the past 33 seasons. Nebraska is 178-40 (.838) at home over the last 30 seasons.

- Since 1970, NU is 280-55 (.836) at Memorial Stadium and has posted 41 perfect home seasons.
- The Huskers are 549-159-20 all-time in Lincoln (.768 in 130 years).
- Nebraska is 422-136-13 in Memorial Stadium (.750 in 96 years dating back to 1923).
- The Huskers are 47-8 all-time in Memorial Stadium night games.

CHARTING THE HUSKERS

CONSECUTIVE HOME SELLOUTS*

RK.	SCHOOL	SELLOUTS
1.	Nebraska	375
2.	Oklahoma	129

*2020 season not counted due to pandemic

WINS THE LAST 50 SEASONS

RK.	SCHOOL	WINS
1.	Oklahoma	469
2.	Ohio State	463
3.	Nebraska	457
4.	Alabama	452

WINS THE LAST 40 SEASONS

RK.	SCHOOL	WINS
1.	Ohio State	372
2.	Oklahoma	364
3.	Nebraska	360
4.	Florida State	358

WINS THE LAST 30 SEASONS

RK.	SCHOOL	WINS
1.	Ohio State	292
2.	Florida	277
3.	Oklahoma	275
4.	Florida State	270
	Georgia	270
6.	Alabama	263
7.	Clemson	261
8.	Nebraska	258
	Virginia Tech	258
10.	Wisconsin	257

9-WIN SEASONS

RK.	SCHOOL	SEASONS
1.	Nebraska	50
	Alabama	50
3.	Oklahoma	47

10-WIN SEASONS

RK.	SCHOOL	SEASONS
1.	Oklahoma	40
2.	Alabama	39
3.	Michigan	29
4.	Nebraska	27

WEEKS RANKED IN AP POLL

RK.	SCHOOL	WEEKS
1.	Ohio State	924
2.	Michigan	871
3.	Oklahoma	851
4.	Notre Dame	823
5.	Alabama	815
6.	USC	771
7.	Nebraska	729

WEEKS RANKED NO. 1 IN AP POLL

RK.	SCHOOL	WEEKS
1.	Alabama	123
2.	Ohio State	106
3.	Oklahoma	102
4.	Notre Dame	99
5.	USC	91
6.	Florida State	72
7.	Nebraska	71

WEEKS IN THE AP POLL TOP 10

RK.	SCHOOL	WEEKS
1.	Ohio State	644
2.	Oklahoma	606
3.	Alabama	574
4.	Notre Dame	564
5.	Michigan	522
6.	Nebraska	518

NEBRASKA UNDER FROST

Overall.....	9-16
vs. AP Ranked Teams.....	0-7
vs. AP Top 10 Teams.....	0-3
vs. Unranked Teams.....	9-9
vs. Big Ten Teams.....	6-13
Home.....	7-7
Road.....	2-9
Neutral.....	0-0
In August.....	1-0
In September.....	2-6
In October.....	3-5
In November.....	3-5
In December.....	0-0
In January.....	0-0
When Rushing for 200 or More Yards.....	6-6
When Rushing for 300 or More Yards.....	4-1
When Passing for 200 or More Yards.....	6-10
When Passing for 300 or More Yards.....	1-2
When NU Player Rushes for 100 Yards.....	5-4
When NU Has Two 100-Yard Rushers.....	1-1
When NU Player Has 100 yards Receiving.....	5-5
When Opponent Has 100-Yard Rusher.....	2-8
When Scoring 35 or More Points.....	7-0
When Holding Opponent to 10 Point or Less.....	5-0
When Forcing Three or More Turnovers.....	4-1
When Winning Turnover Margin.....	6-2
When Nebraska Scores First.....	7-8
When Nebraska Leads at Halftime.....	7-4
When Nebraska Trails at Halftime.....	2-12
When Nebraska is Tied at Halftime.....	0-0
Games Decided by 11 Points or More.....	6-7
Games Decided by 10 Points or Less.....	3-8
Games Decided by 7 Points or Less.....	3-8
Games Decided by 3 Points or Less.....	2-4
Overtime Games.....	0-2

FROST AS A HEAD COACH

Overall.....	28-23
vs. AP Ranked Teams.....	3-8
vs. AP Top 10 Teams.....	1-3
vs. Unranked Teams.....	25-15
Home.....	17-10
Road.....	10-12
Neutral.....	1-1
In August.....	2-0
In September.....	6-8
In October.....	9-7
In November.....	9-7
In December.....	1-1
In January.....	1-0
When Rushing for 200 or More Yards.....	14-7
When Rushing for 300 or More Yards.....	5-1
When Passing for 200 or More Yards.....	21-15
When Passing for 300 or More Yards.....	10-3
When Player Rushes for 100 Yards.....	10-3
When Has Two 100-Yard Rushers.....	1-1
When Player Has 100 yards Receiving.....	9-8
When Opponent Has 100-Yard Rusher.....	6-11
When Scoring 35 or More Points.....	21-0
When Holding Opponent to 10 Point or Less.....	9-0
When Forcing Three or More Turnovers.....	14-2
When Winning Turnover Margin.....	21-3
When Scoring First.....	18-13
When Leading at Halftime.....	23-6
When Trailing at Halftime.....	5-16
When Tied at Halftime.....	0-1
Games Decided by 11 Points or More.....	19-11
Games Decided by 10 Points or Less.....	9-10
Games Decided by 7 Points or Less.....	7-11
Games Decided by 3 Points or Less.....	2-5
Overtime Games.....	1-3

NEBRASKA AMONG TOP ALL-TIME PROGRAMS

Nebraska is playing its 131st season this fall, and the Huskers boast a 902-396-40 all-time record in 1,338 games (.689). Nebraska is one of seven programs with 900 wins.

- Nebraska joined the 900-win club at Illinois on Sept. 21, 2019, along with Michigan, Ohio State, Texas and Alabama in that club. Notre Dame and Oklahoma joined the elite club on Sept. 28.
- Since 1970, Nebraska owns a 468-155-5 record (.749) with five national championships. The Huskers rank second among all FBS programs in national titles and third in wins since 1970.
- Nebraska boasts 27 10-win seasons in school history, including 24 since 1970. The Huskers also have 12 seasons with 11 or more wins, seven seasons with 12 or more wins and three 13-win seasons.
- The Huskers own 50 nine-win seasons, tied with Alabama for the most in NCAA history. Forty-two of those nine-win seasons have come since 1970 and 48 since 1962, 13 more than any other school.
- Nebraska was the first team in NCAA history to win 100 games in consecutive decades, leading the nation with 103 wins in the 1980s and ranking second with 108 wins in the 1990s.

HUSKERS RANK HIGHLY IN NATIONAL CHAMPIONSHIPS

Nebraska has won five national championships, including three outright titles (1971, 1994, 1995) and two shared championships (1970, 1997). In 1970, Nebraska was awarded the Associated Press national title, but was No. 3 in the coaches poll behind No. 1 Texas and No. 2 Ohio State, both of whom lost their bowl games (the coaches' poll was voted on before bowl games). In 1997, undefeated Nebraska was voted No. 1 in the coaches' poll, while undefeated Michigan was No. 1 in the AP poll.

- Nebraska's four AP national championships rank seventh all-time.
- The Huskers' four coaches' poll national championships rank fourth all-time.

NEBRASKA NO. 2 IN CONFERENCE TITLES

Nebraska is one of only five schools in NCAA history that has won at least 40 conference championships, ranking second all-time with 46 conference titles. In 36 seasons (1962-97) under Hall-of-Fame coaches Bob Devaney (8) and Tom Osborne (13), the Huskers won 21 conference titles.

MOST CONFERENCE TITLES

RK.	TEAM	TOTAL
1.	Oklahoma	49
2.	Nebraska	46
3.	Michigan	42
4.	Ohio State	40
	USC	40

NEBRASKA ALSO EXCELS IN THE CLASSROOM

Nebraska's rich tradition is not limited to the field, as the Huskers have been outstanding in the classroom as well.

- Nebraska owns the NCAA record with 340 CoSIDA Academic All-Americans across all sports.
- Husker football has produced 108 CoSIDA Academic All-Americans, the most of any single sport in NCAA history.
- Nebraska owns the NCAA record with 17 NCAA Top 10 Award Winners, which is considered the "Heisman Trophy" of academics for NCAA student-athletes.
- Nebraska football has produced nine NCAA Top 10 Award winners, the most of any single team in NCAA history.
- Nebraska recorded an all-time high in the most recent NCAA Graduation Success Rate numbers released in October of 2019. Nebraska's all-sports GSR rate of 93 percent marked the seventh consecutive year the Huskers GSR rate had improved.
- The football team posted a program-record team grade-point average of 3.297 in the 2020 spring semester. Entering this fall, the team's 3.149 cumulative GPA was also the highest in program history.

NEBRASKA FOOTBALL NCAA RECORDS

375

CONSECUTIVE SELLOUTS

108

ACADEMIC ALL-AMERICANS

50

9-WIN SEASONS

CAREER STARTS - OFFENSE

PLAYER	'17	'18	'19	'20	ALL
Jaimes	9	12	12	1	34
M. Farniok	4	12	12	1	29
Stoll	0	12	12	1	25
Martinez	-	11	10	1	22
Wilson	0	9	12	1	22
Mills	7*	-	6	1	14
Warner	-	7	5	1	13
Jurgens	-	-	12	1	13
Hixson	-	0	12	-	12
Nouili	-	-	7#	-	7
Allen	-	0	5	-	5
Robinson	-	-	4	1	5
Benhart	-	-	0	1	1
Falck	-	-	-	1	1
Martin	-	1^	0	-	1

*2016 at Georgia Tech;
#at Colorado State; ^at Michigan

CAREER STARTS - DEFENSE

PLAYER	'17	'18	'19	'20	ALL
Bootle	1	12	12	1	26
Stille	1	11	2	1	15
Dismuke	1	0	12	1	14
Miller	0	0	12	1	13
Taylor-Britt	-	0	10	1	11
Domann	-	2	6	1	9
Tannor	-	0	5	-	5
D. Williams	-	1	1	1	3
Daniels	-	0	1	1	2
Honas	-	0	0	1	1
Clark	-	0	1	-	1
Robinson	-	-	0	1	1
Nelson	-	-	0	1	1

CAREER STARTS - SPECIAL TEAMS

PLAYER	'17	'18	'19	'20	ALL
Culp	10*	-	-	1	11
McCallum	-	-	4	-	4
Przystup	-	3#	-	1	4

*at LSU; #at Michigan State

CONSECUTIVE STARTS (MIN. 15)

PLAYER, POSITION	STARTS
Brenden Jaimes, OT	34
Dicaprio Bootle, CB	25
Matt Farniok, OG	25
Jack Stoll, TE	25
Boe Wilson, OG	22

2020 NEBRASKA SEASON NOTEBOOK

HUSKERS HONOR FLIPPIN

• Nebraska is wearing a helmet decal this year in honor of George Flippin. Flippin, who lettered from 1892-94, was NU's first African-American player. He was elected a captain for the 1895 season, but did not participate in that year. Flippin went on to practice medicine in Stromsburg, Neb.

SCHEDULE NOTES

• Nebraska was scheduled to play more than half of its schedule against top-15 teams from a year ago, facing a top-15 team in five of its eight scheduled games.

2019 TOP-15 TEAMS ON SCHEDULE

GM	DATE	OPPONENT	RANK
1	Oct. 24	at Ohio St.	3rd
2	Oct. 31	Wisconsin	11th
4	Nov. 14	Penn St.	9th
7	Nov. 27	at Iowa	15th
9	Dec. 12	Minnesota	10th

• Nebraska and Arkansas are the only teams in the country that were scheduled to play more than four top-15 opponents from a season ago. Arkansas faces five 2019 top-15 opponents in 10 games, while Nebraska faces five top-15 opponents in its eight scheduled games.

• The Huskers' original 12-game schedule was altered to become a 10-game conference-only schedule on Aug. 5. Six days later on Aug. 11, the Big Ten Conference postponed the season. The Big Ten then announced a nine-game conference-only slate on Sept. 16.

• With a nine-game schedule, now reduced to eight games, Nebraska is set to play its fewest regular-season games since an eight-game slate in 1944. Nebraska also opened the season on its latest date (Oct. 24) since 1892.

COACHING STAFF NOTES

• **Scott Frost** is in his fifth season as a head coach. Frost is one of four former Husker players to return to the Nebraska sideline as head coach, and he is one of 17 FBS head coaches coaching at his alma mater in 2020.

• Nebraska's staff also includes former Huskers **Greg Austin** (2003-06), **Ryan Held** (1993-96) and **Barrett Ruud** (2001-04).

• Frost is one of only four FBS head coaches to win a national title as a player. Both Frost (1995 & 1997) and Ryan Held (1994 & 1995) were two-time national champions as players at Nebraska.

• Frost and seven of his 10 assistant coaches are in their fifth consecutive season working together, including two seasons at UCF.

• There are two new addition to the staff in 2020. **Matt Lubick** is in his first season as the Huskers' offensive coordinator and wide receivers coach. **Mike Dawson**, who spent the 2016 and 2017 seasons on Frost's UCF staff and the 2018 season on Frost's Nebraska staff, returns to Lincoln to coach the outside linebackers.

• Frost was the consensus choice as the 2017 national coach of the year, while offensive coordinator **Matt Lubick** was a finalist for AFCA Assistant Coach of the Year in 2012. Defensive coordinator **Erik Chinander** was a nominee for the 2016 Broyles Award and quarterbacks coach **Mario Verduzco** was a Broyles Award nominee in 2018.

ROSTER NOTES

• Nebraska's roster features 154 players. NU is believed to have the largest roster of any non-service academy in the country.

• The roster features players from 27 states, including 64 homegrown Huskers. Besides Nebraska, the states with at least five players on the roster are: Florida (10), Georgia (8), Iowa (8), Texas (7), Colorado (6), Arizona (5) and Oklahoma (5).

• The roster also features three players from foreign countries in **Daniel Cerni** (Australia), **Barron Miles Jr.** (Canada) and **Nouredin Nouili** (Germany).

• The roster features 53 newcomers, including 39 true freshmen and 14 transfers. NU added five FBS transfers - four from Power Five teams - one FCS transfer and eight junior college transfers.

• More than two-thirds of the Husker roster is underclassmen, as 109 of the 154 players are either freshmen or sophomores (71 percent).

• Nebraska has 79 freshmen on its roster, more than the sophomore, junior and senior classes combined. Fifty-one percent of NU's roster is freshmen, the second straight season freshmen have made up more than half of the roster.

• Nebraska has four sets of brothers on its 2020 roster (**Brant & Brig Banks**; **Ian & Nate Boerkircher**; **Matt & Will Farniok**; **Connor & Corbin Ruth**). The four sets of brothers ties for the second-most brothers on any FBS roster.

• The Husker team captains are seniors **Dicaprio Bootle**, **Matt Farniok** and **Collin Miller** and juniors **Adrian Martinez** and **Kade Warner**. Farniok and Martinez are serving as captains for the second straight season.

ACADEMIC NOTES

• A total of 11 Huskers are playing the 2020 season as graduates, including 10 of 18 seniors.

HUSKERS WHO HAVE EARNED DEGREES

» Dicaprio Bootle	» Levi Falck
» Jared Bubak	» Christian Gaylord
» Connor Culp	» Ben Stille
» Damian Daniels	» Jack Stoll
» JoJo Domann	» Deontai Williams
» Matt Farniok	

• Six more Huskers are on track to graduate in December. If that happens, 15 members of the 18-player senior class - and two juniors - will have earned their degrees before season's end.

• Nebraska posted a 3.297 team GPA in the 2020 spring semester, the highest team GPA in program history. NU also entered this semester with a 3.149 cumulative team grade-point average, the highest in program history.

COACHING LEDGER

- NEBRASKA (2018-20)**
 - Head Coach (9-16 Record)
- UCF (2016-17)**
 - Head Coach (19-7 Record)
- OREGON (2009-15)**
 - Offensive Coordinator (2013-15)
 - Assistant Coach (WR) (2009-12)
- NORTHERN IOWA (2007-08)**
 - Co-Defensive Coordinator (2008)
 - Assistant Coach (LB) (2007)
- KANSAS STATE (2006)**
 - Graduate Assistant
- NEBRASKA (2002)**
 - Graduate Assistant

YEARLY TEAM RECORDS

YEAR	TEAM (ROLE)	RECORD
2007	Northern Iowa (AC)	12-1
2008	Northern Iowa (DC)	12-3
2009	Oregon (AC)	10-3
2010	Oregon (AC)	12-1
2011	Oregon (AC)	12-2
2012	Oregon (AC)	12-1
2013	Oregon (OC)	11-2
2014	Oregon (OC)	13-2
2015	Oregon (OC)	9-3
2016	UCF (HC)	6-7
2017	UCF (HC)	13-0
2018	Nebraska (HC)	4-8
2019	Nebraska (HC)	5-7
2020	Nebraska (HC)	0-1

HEAD COACHING RECORD 28-23
OVERALL RECORD 131-41

YEARLY TEAM RANKINGS

YEAR	TEAM (ROLE)	RANK
2007	UNI (AC)	4th
2008	UNI (DC)	4th
2009	Oregon (AC)	11th
2010	Oregon (AC)	3rd
2011	Oregon (AC)	4th
2012	Oregon (AC)	2nd
2013	Oregon (OC)	9th
2014	Oregon (OC)	2nd
2015	Oregon (OC)	14th
2016	UCF (HC)	NR
2017	UCF (HC)	6th
2018	Nebraska (HC)	NR
2019	Nebraska (HC)	NR

CONFERENCE TITLES (7)

YEAR	TEAM	CONFERENCE
2007	UNI (AC)	Gateway
2008	UNI (DC)	Missouri Valley
2009	Oregon (AC)	Pac-10
2010	Oregon (AC)	Pac-10
2011	Oregon (AC)	Pac-12
2014	Oregon (OC)	Pac-12
2017	UCF (HC)	American

PLAYING LEDGER

- NATIONAL FOOTBALL LEAGUE**
 - 3rd-Round Pick in 1998 NFL Draft
 - 6-Year NFL Career at Safety
- COLLEGE (NEBRASKA & STANFORD)**
 - 1995 & 1997 National Champion at Nebraska
 - 24-2 Record as Starting Quarterback
 - 1996 Big 12 Newcomer of the Year
 - Stanford Two-Way Starter (QB & S; 1993-94)

HEAD COACH SCOTT FROST



HISTORIC TURNAROUND AT UCF

At UCF, Frost produced the greatest two-year turnaround in college football history, inheriting an 0-12 team and leading the Knights to a 13-0 record just two years later.

- In his first season in 2016, Frost made history as the only first-time head coach in FBS history to make a bowl game with a team that was winless the previous season.
- UCF tied for the national lead with a six-win improvement from the 2015 to 2016 season. The Knights then ranked third nationally after improving by seven wins from the 2016 to 2017 season.
- The Knights' seven-win improvement from 2016 to 2017 ranked 11th in NCAA history and marked just the second time ever a bowl team improved by more than six wins the next season.
- UCF was the American Athletic Conference and Peach Bowl champions and was the only FBS team to go undefeated in 2017.
- Frost called UCF's plays, orchestrating the greatest two-year offensive turnaround in NCAA history. The Knights went from last to fifth in total offense, improving their output by more than 260 yards per game. UCF also went from third-to-last to first in scoring offense, improving by nearly 35 points per game.

13-0 AS A PLAYER & COACH

In his second year as a head coach, Scott Frost guided UCF to a 13-0 record in 2017, when the Knights were the nation's only undefeated team.

- Frost became the fourth coach in FBS history to post a 13-0 record or better in either his first or second season as a head coach. Among that quartet, Frost is the only coach who inherited a team that won fewer than five games, as UCF went 0-12 the year before Frost's arrival.
- Frost is one of only seven active FBS head coaches who has posted a 13-0 season or better, joining Jimbo Fisher, Ed Orgeron, Gary Patterson, Nick Saban, Dabo Swinney and Kyle Whittingham.
- Frost also led Nebraska to a 13-0 record and a national title as the Huskers' starting quarterback in 1997. Frost was the first person in NCAA history to be part of a 13-0 season as both a player and a head coach.

NATIONAL COACH OF THE YEAR

Frost was the consensus choice as the 2017 national coach of the year, earning the honor from at least eight different organizations.

- Frost won the 2017 Paul "Bear" Bryant Award as the national coach of the year. He joined Chris Petersen (2006 & 2009, Boise State) as the only coaches in the 32-year history of the award to win the honor while coaching a team outside of a Power Five Conference.
- Frost was also the AP Coach of the Year, becoming the sixth coach to win the award in his first or second season as a head coach.

FROST A TOP OFFENSIVE COACH

For each of the last 11 years, Scott Frost has either been an offensive assistant, offensive coordinator or head coach who calls the offensive plays. During that time, he has consistently proven to be one of the nation's finest offensive coaches.

- In 11 seasons coaching offense, Frost has worked with eight units that finished in the top 10 nationally in scoring, including seven that ranked in the top five.
- Frost has also been a part of seven teams that ranked in the top 10 nationally in total offense the past 11 seasons.

FROST A PROVEN WINNER

Frost is a proven winner. In his 14-year full-time coaching career, Frost's teams have combined for a 131-41 record.

- Frost teams have averaged more than 10 wins per season, including seven 12-win campaigns.
- He has won seven conference titles in 13 years.
- Frost has coached in two national title games and his teams have finished with a top-10 ranking eight times in the past 13 years.
- In two seasons as UCF's head coach, the Knights were the nation's most improved team in 2016 and were the only FBS team to go undefeated in 2017.
- As a Husker quarterback, Frost was a two-time national champion who helped NU to a 36-2 record, including a 24-2 mark as a starter.
- Frost is one of four active head coaches who won a national title as a player and is the only coach who won multiple national titles.

NEBRASKA ASSISTANT COACHES



MATT LUBICK
OFFENSIVE COORDINATOR
WIDE RECEIVERS

- 1st Season at Nebraska
- 25th Career Season
- 4th Year as an Offensive Coord.

Lubick has coached in the ACC, Big Ten and Pac-12, serving as offensive coordinator at Oregon, Washington and Nebraska. In his past six seasons, Lubick has worked with four top-25 scoring offenses. In each of his three seasons as a coordinator, Lubick's teams have ranked in the top 25 nationally in completion percentage. The 2012 National Wide Receivers Coach of the Year, Lubick coached two of the 10 all-time leading receivers at Washington.



ERIK CHINANDER
DEFENSIVE COORDINATOR

- 3rd Season at Nebraska
- 18th Career Season
- 5th Year as an Defensive Coord.

Chinander boasts NFL coaching experience and has coached in two FBS national title games and one FCS Championship Game. He earned a nomination for the Broyles Award at UCF in 2016, when his defense was the primary reason the Knights qualified for a bowl game one year after a winless campaign. The defense then preserved UCF's perfect season in 2017 with a pair of game-clinching interceptions in the conference title game and the Peach Bowl.



GREG AUSTIN
OFFENSIVE LINE
RUN GAME COORDINATOR

- 3rd Season at Nebraska
- 11th Career Season
- 2 Years of NFL Experience

A former All-Big 12 Husker offensive lineman, Austin has coached the offensive line at the Power Five (Oregon, Nebraska) and NFL (Philadelphia) levels. His lines have paved the way for a top-25 offense at each of his three collegiate stops (Oregon, UCF and Nebraska).



MIKE DAWSON
OUTSIDE LINEBACKERS

- 1st Season at NU (2nd Overall)
- 22nd Career Season
- 4 Years of NFL Experience

Dawson boasts four years of NFL coaching experience, and he also has experience as a collegiate defensive coordinator. Dawson has experience coaching both defensive linemen and outside linebackers at the Power Five level and in the NFL.



SEAN BECKTON
TIGHT ENDS

- 3rd Season at Nebraska
- 25th Career Season
- 22 Years of Collegiate Experience

Beckton is a veteran coach who has developed NFL draft picks at three different positions: cornerback, wide receiver and tight end. Husker tight ends set career highs in every category in 2018 and topped those marks in nearly every area in 2019.



TRAVIS FISHER
DEFENSIVE BACKS

- 3rd Season at Nebraska
- 8th Career Season

Fisher is a rising star following a nine-year NFL career. He has coached eight all-conference defensive backs in the last four years, and three of NU's secondary starters were All-Big Ten in 2019. Fisher's units have ranked in the top 25 in interceptions twice in the last four years.



RYAN HELD
RUNNING BACKS
RECRUITING COORDINATOR

- 3rd Season at Nebraska
- 21st Career Season
- 13 Years as a Head Coach

Held won two national titles as a player at Nebraska, and he has won two national titles as a coach (Nebraska & Tennessee). He has coached a running back who has ranked in the top 15 nationally in yards per carry two of the last three seasons.



BARRETT RUUD
INSIDE LINEBACKERS

- 3rd Season at Nebraska
- 6th Career Season

Mohamed Barry totaled more than 200 tackles in his two seasons under Ruud, earning All-Big Ten honors both years. Ruud is Nebraska's all-time leading tackler, and he posted four consecutive 100-tackle seasons for the Tampa Bay Bucs as part of his eight-year NFL career.



MARIO VERDUZCO
QUARTERBACKS

- 3rd Season at Nebraska
- 44th Career Season
- 34 Years of Collegiate Experience

Verduzco was a nominee for assistant coach of the year in 2018 after Adrian Martinez was the second true freshman in NCAA history to average 200 yards passing and 50 yards rushing per game. In 2017, UCF's McKenzie Milton was second nationally in pass efficiency.



TONY TUIOTI
DEFENSIVE LINE

- 2nd Season at Nebraska
- 18th Career Season
- 2 Years of NFL Experience

Tuioti has NFL experience as a defensive line coach and has coached at two of the seven winningest programs in NCAA history. All three of his 2019 starting defensive linemen are on NFL rosters this season, with two of those three being selected in the 2020 NFL Draft.

GAME DAY COACHING SPOTS

SIDELINES

- Scott Frost, Head Coach
- Greg Austin, Defensive Line
- Sean Beckton, Tight Ends
- Travis Fisher, Defensive Backs
- Ryan Held, Running Backs
- Barrett Ruud, Inside Linebackers
- Tony Tuioti, Defensive Line

COACHES BOOTH

- Erik Chinander, Defensive Coordinator
- Mike Dawson, Outside Linebackers
- Matt Lubick, Offensive Coordinator/WRs
- Mario Verduzco, Quarterbacks

NEBRASKA SUPPORT STAFF

STRENGTH COACHES

- Zach Duval, Head Strength Coach
- Jasen Carlson, Assistant Strength Coach
- Dan Millington, Assistant Strength Coach
- Andrew Strop, Assistant Strength Coach

FOOTBALL ADMINISTRATION

- Gerrod Lambrecht, Chief of Staff
- Matt Davison, Associate A.D. - Football
- Andrew Sims, Assoc. Dir. of Football Oper.
- Joni Duff, Football Administrative Assistant

ANALYSTS & QUALITY CONTROL

- Jonathan Rutledge, Senior Special Teams Analyst
- Frank Verducci, Senior Offensive Analyst
- Mike Cassano, Offensive Analyst
- Bobby Maffei, Defensive Analyst
- Bill McGovern, Defensive Analyst
- Steve Cooper, Offensive Quality Control
- Steve Demeo, Assistant Quality Control
- Sean Beckton Jr., Develop. Perf. Quality Control

PLAYER PERSONNEL & RECRUITING

- Sean Dillon, Director of Player Personnel
- Ryan Callaghan, Asst. Dir. of Player Personnel
- Ron Brown, Director of Player Development
- Kenny Wilhite, Director of High School Relations
- Trent Mossbrucker, Dir. of Recruiting & Admin.

GRADUATE ASSISTANTS

- Demeitre Brim
- David Parker
- Tony Washington Jr.

FOOTBALL VIDEO & CREATIVE STAFF

- Matt Haron, Director of Video Technology
- Orah Garst, Dir. of Creative & Engagement
- CJ Campbell, Director of Graphic Design

OTHER STAFF

- Jay Terry, Assistant A.D. - Equipment Operations
- Mark Mayer, Head Football Athletic Trainer
- Jason Amadio, Assistant Athletic Trainer
- Drew Hamblin, Assistant Athletic Trainer
- Dave Ellis, Director of Performance Nutrition
- Brett Haskell, Director of Sport Psychology

SCOUTING NORTHWESTERN



Northwestern enters Saturday's matchup with a 2-0 record and is one of three undefeated teams in the Big Ten West.

Through its first two games, Northwestern's defense has given up an average of 11.5 points per game which ranks second in the conference behind Wisconsin and fifth nationally.

Most recently, the Wildcats erased a 17-point first quarter deficit in a 21-20 comeback win over Iowa last weekend thanks to an incredible second-half effort. The Wildcat defense was dominant, holding the Hawkeyes scoreless in the second half and allowing just 293 total yards of offense while forcing three takeaways. The 'Cats' defense was impenetrable in the fourth quarter, allowing just 95 yards on four Iowa drives to preserve Northwestern's one-point win.

Graduate transfer Peyton Ramsey leads the offensive efforts for the Wildcats. The quarterback is 34-for-48 in the air and has thrown for 342 yards and one touchdown. On the ground, Isaiah Bowser leads Northwestern with 155 rushing yards. Bowser also has one touchdown on the season.

11/0/24	Maryland	W, 43-3
10/31	@ Iowa	W, 21-20
11/7	Nebraska	11 a.m.
11/14	@ Purdue	TBA
11/21	Wisconsin	TBA
11/28	@ Michigan St.	TBA
12/5	@ Minnesota	TBA
12/12	Illinois	TBA

HEAD COACH INFORMATION



HEAD COACH
PAT FITZGERALD

- 15th Season (101-79)
- 15th Career Season (101-79)

Already the second-longest tenured Big Ten head coach at the age of 45, Pat Fitzgerald is in his 15th season at the helm of Northwestern having spent his coaching tenure building upon the tradition he helped establish as a Hall-of-Fame linebacker for the Wildcats in the mid-1990's.

Fitzgerald has built the Wildcats' program into a consistent winner. The 2018 Wildcats claimed the program's first-ever Big Ten West Division title and berth in the Big Ten Championship game with a program-tying eight Big Ten wins. Fitzgerald was named the consensus Big Ten Head Coach of the Year and a finalist for the 2018 Dodd Trophy. Fitzgerald has led the Wildcats to nine bowl appearances in his 14 seasons and has guided the 'Cats to four of their five bowl wins in program history.

PAT FITZGERALD VS. NEBRASKA IN THE BIG TEN

DATE	LOCATION	SCORE
11/5/2011	Lincoln, Neb.	L, 25-28
10/20/2012	Evanston, Ill.	W, 29-28
11/2/2013	Lincoln, Neb.	W, 27-24
10/18/2014	Evanston, Ill.	W, 38-17
10/24/2015	Lincoln, Neb.	L, 28-30
9/24/2016	Evanston, Ill.	W, 24-13
11/4/2017	Lincoln, Neb.	L, 24-31 (OT)
10/13/2018	Evanston, Ill.	L, 31-34 (OT)
10/5/2019	Lincoln, Neb.	W, 13-10

NORTHWESTERN STATISTICAL LEADERS

RUSHING	ATT.	YDS	YPC	YPG	TD
Isaiah Bowser	48	155	3.2	77.5	1
Drake Anderson	17	104	6.1	52.0	1
Peyton Ramsey	19	73	3.8	36.5	1

PASSING	CMP-ATT-INT	PCT	YDS	YPG	TD
Peyton Ramsey	34-48-1	70.83	342	171.0	1

RECEIVING	ATT.	YDS	YPC	YPG	TD
R. Chiaokhiao-Bowman	8	83	10.4	41.5	0
Kyric McGowan	7	72	10.3	36.0	0
John Raine	5	53	10.6	26.5	0
Isaiah Bowser	4	21	5.3	10.5	1
Riley Lees	3	28	9.3	14.0	0

PUNTING	NO.	YDS	AVG	LG	I20	50+
Derek Adams	8	332	41.5	51	3	1
Cody Gronewold	1	43	43.0	43	0	0

PUNT RET.	NO.	YDS	AVG	TD
Riley Lees	1	1	1.0	0

KICK RET.	NO.	YDS	AVG	TD
Kyric McGowan	1	18	18.0	0

FIELD GOALS	FG-ATT	PCT	LG
Charlie Kuhbander	3-3	100.0	43

TACKLES	TACK	TFL	SCK
Chris Bergin	16	0.5	0.0
Paddy Fisher	15	0.5	0.0
Blake Gallagher	15	1.5	0.0
Brandon Joseph	11	1.0	0.0
Rod Heard	8	0.0	0.0
Cameron Ruiz	6	1.0	1.0
JR Pace	6	1.0	0.0

STATISTICAL RANKING COMPARISON						
NEB	NAT.	B1G	CATEGORY	B1G	NAT.	NU
210.0	18th	3rd	Rushing Offense	1st	10th	234.0
160.0	90th	13th	Passing Offense	12th	87th	171.0
370.0	75th	11th	Total Offense	8th	50th	405.0
17.0	93rd	13th	Scoring Offense	6th	38th	32.0
215.0	89th	12th	Rushing Defense	1st	2nd	70.5
276.0	82nd	10th	Pass Defense	2nd	14th	179.5
491.0	94th	12th	Total Defense	2nd	3rd	250.0
52.0	103rd	14th	Scoring Defense	2nd	5th	11.5
40%	58th	8th	3rd-Down Offense	3rd	12th	51%
62%	103rd	14th	3rd-Down Defense	3rd	16th	32%
100%	3rd	1st	Red Zone Offense	1st	3rd	100%
100%	94th	10th	Red Zone Defense	5th	35th	80%
40.0	30th	4th	Net Punting	11th	61st	38.0
0.00	91st	9th	Punt Returns	14th	103rd	-3.5
11.5	78th	12th	Punt Return Defense	9th	36th	4.33
18.0	73rd	5th	Kickoff Returns	5th	73rd	18.0
7.0	4th	2nd	Kick Return Defense	12th	54th	20.22
8.0	82nd	11th	Penalties	3rd	28th	5.5
90.0	102nd	14th	Penalty Yards	3rd	31st	46.5
1	95th	13th	Turnovers Gained	3rd	60th	6
2	12th	4th	Turnovers Lost	7th	20th	3
-1.0	85th	10th	Turnover Margin	2nd	3rd	1.50

NORTHWESTERN INFORMATION

Northwestern is one of the oldest programs in college football history, as the Wildcats played their inaugural season in 1882, eight years before Nebraska's first season. Northwestern has won eight Big Ten titles and played in 15 bowl games. Five of the Wildcats eight conference titles came between 1903 and 1936 before Northwestern's successful run in the late 1990s that included Big Ten championships in 1995, 1996 and 2000.

Northwestern's recent success has continued under head coach Pat Fitzgerald, who was a member of the Wildcats' 1995 and 1996 Big Ten champion teams. Fitzgerald earned his 100th career victory at Northwestern against Maryland. Fitzgerald has taken Northwestern to nine of its 15 all-time bowl games, and the Wildcats were bowl champions in 2017, 2018 and 2019.

- **First Year:** 1882
- **All-Time Record:** 549-675-44
- **Bowl Games Record:** 5-10
- **Conference Titles:** 8
- **National Titles:** 0
- **Stadium:** Ryan Field
- **Capacity:** 47,310
- **Playing Surface:** Natural Grass
- **Location:** Evanston, Ill.
- **Enrollment:** 8,367
- **Color:** Purple

THE LAST TIME AN INDIVIDUAL...

OFFENSE

100 YARDS RUSHING

Nebraska: Dedrick Mills (188), vs. Wisconsin (Nov. 16, 2019)
Opponent: Tyler Goodson (188), vs. Iowa (Nov. 29, 2019)

200 YARDS RUSHING

Nebraska: Ameer Abdullah (225), vs. Rutgers (Oct. 25, 2014)
Opponent: Jonathan Taylor (204), vs. Wisconsin (Nov. 16, 2019)

300 YARDS RUSHING

Nebraska: Roy Helu Jr. (307), vs. Missouri (Oct. 30, 2010)
Opponent: Melvin Gordon (408), at Wisconsin (Nov. 15, 2014)

4 RUSHING TOUCHDOWNS

Nebraska: Ameer Abdullah (4), at Northwestern (Oct. 18, 2014)
Opponent: Melvin Gordon (4), at Wisconsin (Nov. 15, 2014)

MORE THAN 4 RUSHING TOUCHDOWNS

Nebraska: Calvin Jones (6), at Kansas (Nov. 9, 1991)
Opponent: Chris Brown (6), at Colorado (Nov. 23, 2001)

300 YARDS PASSING

Nebraska: Adrian Martinez (327), at Illinois (Sept. 21, 2019)
Opponent: Peyton Ramsey (351), Indiana (Oct. 26, 2019)

400 YARDS PASSING

Nebraska: Tanner Lee, at Purdue (431), Oct. 28, 2017
Opponent: Clayton Thorson (455), at Northwestern (Oct. 13, 2018)

500 YARDS PASSING

Nebraska: Joe Ganz (510), vs. Kansas State (Nov. 10, 2007)
Opponent: Tim Rattay (590), Louisiana Tech (Aug. 29, 1998)

30 COMPLETIONS

Nebraska: Tanner Lee (32), at Purdue (Oct. 28, 2017)
Opponent: Clayton Thorson (41), at Northwestern (Oct. 13, 2018)

40 COMPLETIONS

Nebraska: Never Happened
Opponent: Clayton Thorson (41), at Northwestern (Oct. 13, 2018)

4 PASSING TOUCHDOWNS

Nebraska: Ryker Fyfe (4), at Purdue (Oct. 31, 2015)
Opponent: J.T. Barrett (5), Ohio St. (Oct. 14, 2017)

MORE THAN 4 PASSING TOUCHDOWNS

Nebraska: Joe Ganz (7), vs. Kansas St. (Nov. 10, 2007)
Opponent: J.T. Barrett (5), Ohio State, Oct. 14, 2017

TD PASS BY A NON-QUARTERBACK

Nebraska: De'Mornay Pierson-El (WR), at Northwestern (Oct. 18, 2014)
Opponent: Tommy Saunders (WR), at Missouri (Oct. 6, 2007)

10 RECEPTIONS

Nebraska: Stanley Morgan Jr. (10), vs. Minnesota (Oct. 20, 2018)
Opponent: Whop Philyor (14), vs. Indiana (Oct. 26, 2019)

100 RECEIVING YARDS

Nebraska: JD Spielman (104), at Maryland (Nov. 23, 2019)
Opponent: Garrett Wilson (129) and Chris Olave (104), at Ohio State (Oct. 24, 2020)

200 RECEIVING YARDS

Nebraska: JD Spielman (209), at Wisconsin (Oct. 6, 2018)
Opponent: Flynn Nagel (220), at Northwestern (Oct. 13, 2018)

3 RECEIVING TOUCHDOWNS

Nebraska: Brandon Kinnie (3), at Oklahoma State (Oct. 23, 2010)
Opponent: Dezmon Briscoe (3), at Kansas (Nov. 3, 2007)

500 TOTAL OFFENSE YARDS

Nebraska: Joe Ganz (521), at Colorado (Nov. 23, 2007)
Opponent: Tim Rattay (568), Louisiana Tech (Aug. 29, 1998)

LONG OFFENSIVE PLAYS

60-69 YARD RUN

Nebraska: Maurice Washington (60, TD), vs. No. Illinois (Sept. 14, 2019)
Opponent: Reggie Corbin (66, TD), at Illinois (Sept. 21, 2019)

70-79 YARD RUN

Nebraska: Taylor Martinez (76, TD), vs. Wisconsin (Dec. 1, 2012)
Opponent: Demry Croft (73-TD), at Minnesota (Nov. 11, 2017)

80-89 YARD RUN

Nebraska: Kenny Bell (82-TD), at Minnesota (Oct. 22, 2011)
Opponent: Jonathan Taylor (88, TD), at Wisconsin (Oct. 6, 2018)

90-99 YARD RUN

Nebraska: Taylor Martinez (92, TD), at UCLA (Sept. 8, 2012)
Opponent: Ell Roberson (91, TD), Kansas St. (Nov. 16, 2002)

60-69 YARD PASS

Nebraska: Martinez to Spielman (65, TD), at Colorado, (Sept. 7, 2019)
Opponent: Morgan to Autman-Bell (69), Minnesota (Oct. 20, 2018)

70-79 YARD PASS

Nebraska: Martinez to Washington (75, TD), at Colorado (Sept. 7, 2019)
Opponent: Beathard to McCarron (77, TD), at Iowa (Nov. 25, 2016)

80-89 YARD PASS

Nebraska: Lee to Morgan Jr. (80, TD), vs. Wisconsin (Oct. 7, 2017)
Opponent: Blough to Yancey (88, TD), Purdue (Oct. 22, 2016)

90-99 YARD PASS

Nebraska: Armstrong Jr. to Enunwa (99, TD), vs. Georgia (Jan. 1, 2014)
Opponent: Montez to Nixon (96, TD), at Colorado (Sept. 7, 2019)

DEFENSE

15 TACKLES

Nebraska: Antonio Reed (15), at Minnesota (Nov. 11, 2017)
Opponent: Kamal Martin (15), at Minnesota (Oct. 12, 2019)

20 TACKLES

Nebraska: Lee Kunz (23), at Oklahoma (Nov. 25, 1977)
Opponent: Michael Boley (20), Southern Miss (Sept. 11, 2004)

3.0 OR MORE SACKS

Nebraska: Randy Gregory (3.0), at Michigan (Nov. 9, 2013)
Opponent: Mustaf Johnson (3.0), at Colorado (Sept. 7, 2019)

5 OR MORE TFLs

Nebraska: Cianté Evans (5), vs. Northwestern (Nov. 2, 2013)
Opponent: A.J. Epenesa (5), at Nebraska (Nov. 29, 2019)

5 PASS BREAKUPS

Nebraska: Dicaprio Bootle (5), at Michigan (Sept. 22, 2018)
Opponent: Never Happened

2 INTERCEPTIONS

Nebraska: Eric Lee Jr. (2), vs. South Alabama (Aug. 31, 2019)
Opponent: Jeff Okudah (2), vs. Ohio State (Sept. 28, 2019)

MORE THAN 2 INTERCEPTIONS

Nebraska: Matt O'Hanlon (3), vs. Oklahoma (Nov. 7, 2009)
Opponent: Anthony Brown (3), at Purdue (Oct. 31, 2015)

RETURNED AN INTERCEPTION FOR A TOUCHDOWN

Nebraska: Cam Taylor-Britt (38 yds), vs. Iowa (Nov. 29, 2019)
Opponent: Chris Orr (78 yds), Wisconsin (Oct. 7, 2017)

RETURNED A FUMBLE FOR A TOUCHDOWN

Nebraska: Alex Davis (0 yds) vs. South Alabama (Aug. 31, 2019)
Opponent: Sevyn Banks (55 yards) at Ohio State (Oct. 24, 2020)

SPECIAL TEAMS**PUNT RETURN TOUCHDOWN**

Nebraska: JD Spielman (76 yds), vs. South Alabama (Aug. 31, 2019)
Opponent: Donovan Peoples-Jones (60), at Michigan (Sept. 22, 2018)

KICKOFF RETURN TOUCHDOWN

Nebraska: JD Spielman (99 yds), vs. Arkansas St. (Sept. 2, 2017)
Opponent: Ihmir Smith-Marsette (99 yds), vs. Nebraska (Nov. 29, 2019)

BLOCKED PUNT

Nebraska: Eli Sullivan (1) and Eric Lee Jr. (1), at Purdue (Nov. 2, 2019)
Opponent: Keandre Jones (1), Ohio St. (Nov. 3, 2018)

BLOCKED PUNT RETURNED FOR TOUCHDOWN

Nebraska: Justin Blatchford (25 yds), at Baylor (Oct. 31, 2009)
Opponent: Darren Rus (20 yds), Kansas (Nov. 5, 2005)

BLOCKED PUNT FOR A SAFETY

Nebraska: Marquel Dismuke (1) vs. Illinois (Nov. 10, 2018)
Opponent: Keandre Jones (1), Ohio St. (Nov. 3, 2018)

BLOCKED FIELD GOAL

Nebraska: Randy Gregory (1) vs. Minnesota (Nov. 22, 2014)
Opponent: Jalen McKie (1) & Antonio Jones-Davis, No. Ill. (Sept. 14, 2019)

BLOCKED FG RETURNED FOR TOUCHDOWN

Nebraska: Nathan Gerry (85 yds) vs. Minnesota (Nov. 22, 2014)
Opponent: Never Happened

THE LAST TIME A TEAM...**OFFENSE****300 YARDS RUSHING**

Nebraska: at Maryland, Nov. 23, 2019 (305)
Opponent: vs. Wisconsin, Nov. 16, 2019 (320)

400 YARDS RUSHING

Nebraska: vs. Illinois, Sept. 27, 2014 (458)
Opponent: at Minnesota, Nov. 11, 2017 (409)

500 YARDS RUSHING

Nebraska: at Baylor, Oct. 13, 2001 (641)
Opponent: at Wisconsin, Nov. 15, 2014 (581)

300 YARDS PASSING

Nebraska: at Illinois, Sept. 21, 2019 (327)
Opponent: at Purdue, Nov. 2, 2019 (304)

400 YARDS PASSING

Nebraska: at Wisconsin, Oct. 6, 2018 (407)
Opponent: at Northwestern, Oct. 13, 2018 (455)

500 YARDS PASSING

Nebraska: vs. Kansas State, Nov. 10, 2007 (519)
Opponent: Louisiana Tech, Aug. 29, 1998 (590)

600 YARDS OF OFFENSE

Nebraska: at Illinois, Sept. 21, 2019 (673)
Opponent: at Penn State, Nov. 18, 2017 (609)

700 YARDS OF OFFENSE

Nebraska: vs. Florida Atlantic, Aug. 30, 2014 (784 yards)
Opponent: Never accomplished

50 POINTS

Nebraska: at Maryland, Nov. 23, 2019 (Nebraska won 54-7)
Opponent: Ohio State, Oct. 24, 2020 (Ohio State won 52-17)

60 POINTS

Nebraska: vs. Idaho State, Sept. 22, 2012 (Nebraska won, 73-7)
Opponent: at Ohio State, Nov. 5, 2016 (Ohio State won 62-3)

TWO 100-YARD RUSHERS

Nebraska: vs. Minnesota, Oct. 20, 2018 (Ozigbo, Martinez, Washington)
Opponent: at Minnesota, Nov. 11, 2017 (Croft, Smith)

THREE 100-YARD RUSHERS

Nebraska: vs. Minnesota, Oct. 20, 2018 (Ozigbo, Martinez, Washington)
Opponent: Wisconsin, Dec. 1, 2012 (Gordon, Ball, White)

TWO 100-YARD RECEIVERS

Nebraska: at Colorado, Sept. 7, 2019 (Washington, Spielman)
Opponent: Ohio State, Oct. 24, 2020 (Wilson, Olave)

DEFENSE**POSTED A SHUTOUT**

Nebraska: vs. Arizona, Dec. 30, 2009 (33-0)
Opponent: Arizona State, Sept. 21, 1996 (19-0)

RECORDED A DEFENSIVE SAFETY

Nebraska: vs. Arizona, Dec. 30, 2009 (33-0)
Opponent: Northern Illinois, Sept. 14, 2019 (44-8)

2 DEFENSIVE TOUCHDOWNS

Nebraska: vs. South Alabama, Aug. 31, 2019 (1 IR, 1 fumble return)
Opponent: Northern Illinois, Sept. 16, 2017 (2 interception returns)

4 INTERCEPTIONS

Nebraska: vs. Wyoming, Sept. 10, 2016 (5)
Opponent: Oregon, Sept. 9, 2017 (4)

15 TFLs

Nebraska: at Michigan, Nov. 9, 2013 (16)
Opponent: vs. Oklahoma, Dec. 4, 2010 (17)

7 OR MORE SACKS

Nebraska: vs. Colorado, Sept. 8, 2018 (7)
Opponent: vs. Oklahoma, Dec. 4, 2010 (7)

15 PASS BREAKUPS

Nebraska: Kansas, Oct. 2, 2004 (17)
Opponent: Never Happened

MISCELLANEOUS**SAFETY OF ANY KIND**

Nebraska: Blocked Punt vs. Illinois (Nov. 10, 2018)
Opponent: Tackle for Loss, vs. Northern Illinois (Sept. 14, 2019)

WAS NOT PENALIZED

Nebraska: vs. Maine, Sept. 3, 2005
Opponent: Iowa, Sept. 4, 1999

OVERCAME A HALFTIME DEFICIT TO WIN

Nebraska: at Illinois, Sept. 21, 2019 (trailed, 21-14, won 42-38)
Opponent: Indiana, Oct. 26, 2019 (trailed, 21-16, won 38-31)

WON WHEN TRAILING AFTER 3 QUARTERS

Nebraska: at Illinois, Sept. 21, 2019 (trailed 35-27, won 42-38)
Opponent: Colorado, Sept. 7, 2019 (trailed, 17-7, won 34-31 in OT)

OVERTIME GAME

at Colorado, Sept. 7, 2019 (Colorado won 34-31)

NEBRASKA OVERTIME WIN

at Iowa, Nov. 28, 2014 (Nebraska won 37-34)

NUMERICAL ROSTER

NO.	NAME	POS.
0	Ronald Delancy III	CB
1	Wan'Dale Robinson	WR
2	Adrian Martinez	QB
2	Caleb Tannor	OLB
3	Will Honas	ILB
3	Jamie Nance	WR
4	Alante Brown	WR
4	Keem Green	DL
5	Omar Manning	WR
5	Cam Taylor-Britt	CB
6	Marcus Fleming	WR
6	Quinton Newsome	CB
7	Dicaprio Bootle	CB
7	Luke McCaffrey	QB
8	Logan Smothers	QB
8	Deontai Williams	S
9	Marquel Dismuke	S
10	Jackson Hannah	ILB
10	Demariyon Houston	WR
11	Austin Allen	TE
11	Braxton Clark	CB
12	Tamon Lynum	CB
12	Will Nixon	WR
13	JoJo Domann	OLB
14	Rahmir Johnson	RB
14	Brayden Miller	QB
15	Zavier Betts	WR
16	Nadab Joseph	CB
17	Ty Hahn	WR
18	Myles Farmer	S
18	Matt Masker	QB
19	Barron Miles Jr.	WR
21	Noa Pola-Gates	S
22	Cooper Jewett	RB
22	Eteva Mauga-Clements	ILB
23	Isaac Gifford	S
23	Jaquez Yant	RB
24	Blaise Gunnerson	OLB
24	Marvin Scott III	RB
25	Zach Schlager	ILB
25	Ronald Thompkins	RB
26	Dedrick Mills	RB
28	Sevion Morrison	RB
28	Luke Reimer	ILB
29	Bennett Folkers	WR
29	Ashton Hausmann	DB
30	Sami Khawja	P
31	Collin Miller	ILB
31	Zach Weinmaster	RB
32	Niko Cooper	OLB
32	Ryan Novosel	PK
33	Connor Culp	PK
33	Javin Wright	S
34	Simon Otte	OLB
34	Beau Pscenic	RB
35	Jimari Butler	OLB
35	Trevin Luben	RB
36	Christian Banker	WR
36	Chase Contreras	PK
37	Isaiah Harris	RB
37	Phalen Sanford	CB
38	Brody Belt	WR
38	Damian Jackson	OLB
39	Bradley Bunner	CB
39	Garrett Hustedt	ILB
40	Daniel Cerni	P
40	Darius Moore	DB
40	Brian Perez	TE
41	Elliott Brown	WR
41	Garrett Snodgrass	ILB
42	Broc Douglass	WR
42	Nick Henrich	OLB
43	Mason Nieman	S
43	Connor Ruth	RB
44	Garrett Nelson	OLB
45	David Alston	OLB
45	Ty Chaffin	WR

2020 NEBRASKA FOOTBALL ROSTER

NO.	NAME	POS.	HT.	WT.	YR.	HOMETOWN (HIGH SCHOOL/COLLEGE)
84	Algarin, Matthias	WR	6-0	170	Fr.	Pierz, Minn. (Pierz)
11	** Allen, Austin	TE	6-8	260	Jr.	Aurora, Neb. (Aurora)
45	Alston, David	OLB	6-4	235	So.	Saint Paul, Minn. (Woodbury)
72	Anderson, Matthew	OL	6-6	255	RFr.	Leesville, La. (Leesville)
50	Archer, Jake	ILB	6-0	215	So.	Omaha, Neb. (Skutt Catholic)
73	* Bando, Broc	OL	6-5	315	Jr.	Lincoln, Neb. (IMG Academy [Fla.])
36	Banker, Christian	WR	6-0	190	Jr.	Omaha, Neb. (Skutt Catholic)
74	Banks, Brant	OL	6-7	305	RFr.	Houston, Texas (Westbury Christian)
55	Banks, Brig	LS	6-3	245	Jr.	Houston, Texas (St. Thomas HS/Henderson State)
66	Bayless, Bladen	OL	6-3	260	Fr.	Beatrice, Neb. (Beatrice)
38	* Belt, Brody	WR	5-8	185	So.	Omaha, Neb. (Millard West)
54	Benhart, Bryce	OL	6-9	330	RFr.	Lakeville, Minn. (Lakeville North)
15	Betts, Zavier	WR	6-2	200	Fr.	Bellevue, Neb. (West)
96	Black, Marquis	DL	6-4	310	Fr.	McDonough, Ga. (Eagle's Landing Christian Academy)
59	Boerkircher, Ian	OL	6-6	275	So.	Aurora, Neb. (Aurora/Nebraska-Kearney)
49	Boerkircher, Nate	TE	6-4	220	Fr.	Aurora, Neb. (Aurora)
7	*** Bootle, Dicaprio	CB	5-10	195	Sr.	Miami, Fla. (Southridge)
73	Brannen, Baylor	DL	6-4	260	Fr.	Omaha, Neb. (Millard West)
4	Brown, Alante	WR	5-11	190	Fr.	Chicago, Ill. (Simeon/St. Thomas More [Conn.] Prep)
41	Brown, Elliott	WR	6-1	180	Fr.	Omaha, Neb. (Elkhorn South)
80	Bubak, Jared	TE	6-5	245	Sr.	Lincoln, Neb. (Christian/Arizona State)
85	Bullock, John	OLB	6-1	215	RFr.	Omaha, Neb. (Creighton Prep)
39	Bunner, Bradley	CB	6-0	190	Jr.	Clarkson, Neb. (Clarkson)
35	Butler, Jimari	OLB	6-5	230	Fr.	Mobile, Ala. (Murphy)
58	Cassidy, Chris	ILB	6-1	225	So.	Lincoln, Neb. (Pius X)
40	Cerni, Daniel	P	6-4	220	Fr.	Canberry, Australia (Prokick Australia)
45	Chaffin, Ty	WR	6-5	215	Sr.	Burwell, Neb. (Burwell)
11	* Clark, Braxton	CB	6-4	210	So.	Orlando, Fla. (Dr. Phillips)
79	Conn, Alex	OL	6-6	300	Fr.	Derby, Kan. (Derby)
36	Contreras, Chase	PK	6-1	180	So.	Missouri Valley, Iowa (Missouri Valley/Iowa Western CC)
32	Cooper, Niko	OLB	6-5	225	So.	Memphis, Tenn. (Douglas/Hutchinson [Kan.] CC)
69	Corcoran, Turner	OL	6-6	300	Fr.	Lawrence, Kan. (Free State)
96	Crawford, Tyler	PK	5-10	175	Fr.	Broken Arrow, Okla. (Broken Arrow)
33	Culp, Connor	PK	5-10	190	Sr.	Phoenix, Ariz. (Desert Vista/LSU)
93	** Daniels, Damion	DL	6-3	335	Jr.	Dallas, Texas (Bishop Dunne)
0	Delancy III, Ronald	CB	5-11	185	Fr.	Miami, Fla. (Northwestern)
95	Detlefsen, Grant	P	6-3	210	RFr.	Lincoln, Neb. (Southeast)
9	*** Dismuke, Marquel	S	6-2	215	Sr.	Compton, Calif. (Calabasas)
13	*** Domann, JoJo	OLB	6-1	230	Sr.	Colorado Springs, Colo. (Pine Creek)
42	Douglass, Broc	WR	6-0	160	Fr.	Grand Island, Neb. (Grand Island)
88	Falck, Levi	WR	6-2	205	Sr.	Circle Pines, Minn. (Centennial/South Dakota)
18	* Farmer, Myles	S	6-3	205	RFr.	Atlanta, Ga. (Westlake)
71	*** Farniok, Matt	OL	6-6	330	Sr.	Sioux Falls, S.D. (Washington)
68	Farniok, Will	OL	6-3	295	So.	Sioux Falls, S.D. (Washington)
82	Feist, Colton	DL	6-2	280	So.	Yutan, Neb. (Yutan)
6	Fleming, Marcus	WR	5-10	170	Fr.	Miami, Fla. (Northwestern)
29	Folkers, Bennett	WR	6-2	205	So.	Gothenburg, Neb. (Gothenburg)
78	Fritzsche, Jimmy	OL	6-7	290	RFr.	Greenville, S.C. (Greenville)
65	*** Gaylord, Christian	OL	6-6	310	Sr.	Baldwin City, Kan. (Baldwin City)
23	Gifford, Isaac	S	6-1	205	Fr.	Lincoln, Neb. (Southeast)
46	Goodwin, John	TE	6-2	255	RFr.	Lincoln, Neb. (Lincoln High)
89	Graham, Jamin	DL	6-4	245	RFr.	Attalla, Ala. (Etowah)
4	Green, Keem	DL	6-5	320	Jr.	Sumter, S.C. (Sumter/Highlands [Kan.] CC)
24	Gunnerson, Blaise	OLB	6-6	245	Fr.	Carroll, Iowa (Kuemper Catholic)
47	Guzman, Tyson	S	6-3	210	RFr.	Omaha, Neb. (Westside)
17	Hahn, Ty	WR	6-2	195	Fr.	Johnson, Neb. (Johnson-Brock)
10	Hannah, Jackson	ILB	6-3	220	RFr.	Nashville, Tenn. (Montgomery Bell Academy)
37	Harris, Isaiah	RB	5-9	190	Fr.	Omaha, Neb. (Millard South)
29	Hausmann, Ashton	DB	6-0	205	Fr.	Roca, Neb. (Norris)
93	Heins, Gabe	PK	6-0	185	RFr.	Kearney, Neb. (Kearney)
42	Henrich, Nick	LB	6-4	225	RFr.	Omaha, Neb. (Burke)
80	Herbek, Jacob	DL	6-5	260	RFr.	Grand Island, Neb. (Central Catholic)
87	* Hickman, Chris	WR	6-6	215	RFr.	Omaha, Neb. (Burke)
75	* Hixson, Trent	OL	6-4	320	Jr.	Omaha, Neb. (Skutt Catholic)
3	* Honas, Will	ILB	6-1	230	Sr.	Wichita, Kan. (Bishop Carroll/Butler CC)
10	Houston, Demariyon	WR	6-0	185	RFr.	Oklahoma City, Okla. (Millwood)
39	Hustedt, Garrett	ILB	6-2	230	RFr.	Omaha, Neb. (Mount Michael Benedictine)
72	Hutmacher, Nash	DL	6-5	330	Fr.	Oacoma, S.D. (Chamberlain)
47	Jablonski, Austin	WR	6-2	215	RFr.	Lincoln, Neb. (Pius X)
38	Jackson, Damian	OLB	6-2	275	Jr.	Las Vegas, Nev. (Shadow Ridge)
76	*** James, Brenden	OL	6-6	300	Sr.	Austin, Texas (Lake Travis)
22	Jewett, Cooper	RB	5-10	190	RFr.	Omaha, Neb. (Elkhorn South)
14	* Johnson, Rahmir	RB	5-10	185	RFr.	Oradell, N.J. (Bergen Catholic)
16	Joseph, Nadab	CB	6-2	190	So.	Miami, Fla. (Noland/Independence [Kan.] CC)
51	* Jurgens, Cameron	OL	6-3	290	So.	Beatrice, Neb. (Beatrice)
30	Khawja, Sami	P	5-11	165	Fr.	Danville, Calif. (IMG Academy [Fla.])
51	Klover, Braden	ILB	6-1	225	Fr.	Wymore, Neb. (Southern)
81	Leader, Nick	OLB	6-1	205	RFr.	Lincoln, Neb. (Southwest)
85	Liewer, Wyatt	WR	6-3	195	So.	O'Neil, Neb. (O'Neil)
90	Lingenfelter, Ben	DL	6-4	290	Jr.	Cherokee, Iowa (Washington)
35	Luben, Trevin	RB	6-0	195	Fr.	Wahoo, Neb. (Wahoo)
77	Lynn, Michael	OL	6-6	290	RFr.	Greenwood Village, Colo. (Cherry Hills)
12	Lynum, Tamon	CB	6-2	180	Fr.	Orlando, Fla. (Evans)
5	Manning, Omar	WR	6-4	225	Jr.	Lancaster, Texas (Lancaster/TCU/Kilgore CC)
89	Martin, Oliver	WR	6-1	200	Jr.	Coralville, Iowa (Iowa City West/Michigan/Iowa)
2	** Martinez, Adrian	QB	6-2	220	Jr.	Fresno, Calif. (Clovis West)
18	Masker, Matt	QB	6-1	220	So.	Kearney, Neb. (Kearney Catholic)
22	Mauga-Clements, Eteva	ILB	6-2	220	Jr.	Pleasant Hill, Calif. (College Park/Diablo Valley CC)
7	* McCaffrey, Luke	QB	6-2	200	RFr.	Highlands Ranch, Colo. (Valor Christian)

48	*	McCallum, Lane	S	6-2	220
59		McCormack, Caden	ILB	6-0	235
71		Menning, Keegan	OL	6-4	330
19		Miles Jr., Barron	WR	6-0	170
14		Miller, Brayden	QB	6-1	210
31	***	Miller, Collin	ILB	6-3	240
66		Miller, Ezra	OL	6-6	325
26	*	Mills, Dedrick	RB	5-11	220
57		Monin, Drew	ILB	6-1	240
40		Moore, Darius	DB	6-1	185
28		Morrison, Sevion	RB	6-0	210
53		Moses, Riley	OL	6-2	315
94		Mueller, Cade	LS	6-0	215
3		Nance, Jamie	WR	6-0	180
44	*	Nelson, Garrett	OLB	6-3	240
52		Newsom, Mosai	DL	6-4	285
6	*	Newsome, Quinton	CB	6-2	180
43		Nieman, Mason	S	6-3	200
12		Nixon, Will	WR	5-11	185
63		Nouili, Nouredin	OL	6-4	320
32		Novosel, Ryan	PK	6-0	160
34	*	Otte, Simon	OLB	6-1	205
49		Payne, Pheldarius	OLB	6-3	260
40		Perez, Brian	TE	6-3	230
91		Pieper, Cameron	LS	6-3	250
57		Piper, Ethan	OL	6-4	300
21		Pola-Gates, Noa	S	5-11	180
90	*	Przystup, William	P	6-4	250
34		Pscenk, Beau	RB	6-0	200
82	**	Rafdal, Kurt	TE	6-7	245
28	*	Reimer, Luke	ILB	6-1	220
84		Richter, Eli	OLB	6-4	240
87		Riley, Jordon	DL	6-6	330
99		Robinson, Ty	DL	6-6	310
1	*	Robinson, Wan'Dale	WR	5-10	185
98	*	Rogers, Casey	DL	6-4	300
43		Ruth, Connor	RB	5-11	225
46		Ruth, Corbin	RB	6-0	220
37		Sanford, Phalen	CB	6-0	190
25		Schlager, Zach	ILB	6-0	220
54		Schommer, Ryan	OLB	6-4	260
24		Scott III, Marvin	RB	5-9	200
83		Shurtleff, Sam	OLB	6-3	220
70	*	Sichterman, Matt	OL	6-4	315
76		Simonson, Eli	OL	6-5	295
8		Smothers, Logan	QB	6-2	190
41		Snodgrass, Garrett	ILB	6-3	225
62		Stafursky, Noah	OL	6-3	340
95	***	Stille, Ben	DL	6-5	295
86	***	Stoll, Jack	TE	6-4	260
56		Tagge, Grant	ILB	6-2	195
2	**	Tannor, Caleb	OLB	6-2	230
5	**	Taylor-Britt, Cam	CB	6-0	205
97	**	Thomas, Deontre	DL	6-3	295
25		Thompkins, Ronald	RB	5-11	195
83		Vokolek, Travis	TE	6-6	260
55		Walker, Chris	DL	6-6	300
81	**	Warner, Kade	WR	6-1	210
31		Weinmaster, Zach	RB	5-11	190
92		Wildeman, Tate	DL	6-5	290
8	*	Williams, Deontai	S	6-1	205
56	***	Wilson, Boe	OL	6-3	300
96		Witucki, Camden	LS	6-3	220
33		Wright, Javin	S	6-3	205
23		Yant, Jaquez	RB	6-2	225

Jr.	Norfolk, Neb. (Norfolk/Air Force)
RFr.	Lincoln, Neb. (Southwest)
Jr.	Fremont, Neb. (Fremont)
Fr.	Montreal, Quebec, Canada (Chandler[Ariz.])
Fr.	Kearney, Neb. (Kearney)
Sr.	Fishers, Ind. (Hamilton Southeastern)
RFr.	Holstein, Iowa (Ridge View/Iowa)
Sr.	Waycross, Ga. (Ware County/Georgia Tech/Garden City [Kan.] CC)
Fr.	Atlanta, Ga. (Avon Old Farms [Conn.])
Jr.	Tiffin, Iowa (Clear Creek Amana/Iowa Western CC)
Fr.	Tulsa, Okla. (Edison)
RFr.	Fairmont, Neb. (Fillmore Central)
So.	Gretna, Neb. (Gretna)
RFr.	Blanchard, Okla. (Blanchard)
So.	Scottsbluff, Neb. (Scottsbluff)
RFr.	Waverly, Iowa (Waverly-Shell Rock)
So.	Suwanee, Ga. (North Gwinnett)
Fr.	Waverly, Neb. (Waverly)
Fr.	Waco, Texas (Midway)
So.	Frankfurt, Germany (Norris/Colorado State)
So.	Wilmette, Ill. (New Trier Township)
So.	York, Neb. (York)
Jr.	Suffolk, Va. (Nansemond River/Lackawanna [Penn.] CC)
Sr.	Hartley, Iowa (Hartley-Melvin-Sanborn HS/Iowa Western CC)
So.	Lincoln, Neb. (Southwest)
RFr.	Norfolk, Neb. (Norfolk Catholic)
RFr.	Gilbert, Ariz. (Williams Field)
So.	Oviedo, Fla. (Oviedo HS/Michigan State)
Fr.	Houston, Texas (Lutheran South Academy)
Jr.	Carmel, Ind. (Carmel)
So.	Lincoln, Neb. (North Star)
RFr.	Kearney, Neb. (Kearney Catholic)
Jr.	New Bern, N.C. (Riverside/North Carolina/Garden City [Kan.] CC)
RFr.	Gilbert, Ariz. (Higley)
So.	Frankfort, Ky. (Western Hills)
So.	Syracuse, N.Y. (Westhill/Avon Old Farms [Conn.])
So.	Malcolm, Neb. (Seward)
Jr.	Malcolm, Neb. (Seward/Northwest Missouri State)
So.	Benkelman, Neb. (Dundy County-Stratton/Hastings College)
So.	McCook, Neb. (McCook/Colorado State)
So.	Norfolk, Neb. (Norfolk)
Fr.	Port Orange, Fla. (Spruce Creek)
RFr.	Watkinsville, Ga. (Oconee County)
Jr.	Cincinnati, Ohio (Kings)
Fr.	Fremont, Neb. (Archbishop Bergan)
Fr.	Muscle Shoals, Ala. (Muscle Shoals)
RFr.	York, Neb. (York)
RFr.	York, Neb. (York)
Sr.	Ashland, Neb. (Ashland-Greenwood)
Fr.	Lone Tree, Colo. (Regis Jesuit)
Fr.	Omaha, Neb. (Westside)
Jr.	Stone Mountain, Ga. (Miller Grove)
Jr.	Montgomery, Ala. (Park Crossing)
Jr.	Mustang, Okla. (Mustang)
RFr.	Loganville, Ga. (Grayson)
Jr.	Springfield, Mo. (Kickapoo/Rutgers)
Jr.	Lincoln, Neb. (East)
Jr.	Scottsdale, Ariz. (Desert Mountain)
RFr.	Loveland, Colo. (Loveland)
So.	Parker, Colo. (Legend)
Sr.	Jacksonville, Fla. (Trinity Christian Academy/Jones County [Miss.] CC)
Sr.	Lee's Summit, Mo. (Lee's Summit West)
Fr.	Grand Blanc, Mich. (Grand Blanc Community)
RFr.	Chandler, Ariz. (Hamilton)
Fr.	Tallahassee, Fla. (Amos P. Godby)

Lettermen in Bold; *Indicates Letters Earned

PRONUNCIATION GUIDE

Jared Bubak..... BOO-bock
 Ty Chaffin..... CHAFF-inn
 Turner Corcoran..... CORK-uh-rinn
 Marquel Dismuke..... marr-KELL diss-MUKE
 Levi Falck..... FAULK
 Matt/Will Farniok..... far-NEE-uck
 Colton Feist..... FEAST
 Tyson Guzman..... GUZZ-munn
 Nick Henrich..... HEN-ritch
 Nash Hutmacher..... HUT-make-urr
 Will Honas..... HO-nuss
 Brenden Jaimes..... HYME-iss
 Nadab Joseph..... NAY-dab
 Sami Khavja..... KWA-juh

Tamon Lynum..... tuh-MAWN
 Eteva Mauga-Clements.... eh-TEE-vuh MAW-guh
 Dedrick Mills..... DEED-rick
 Sevion Morrison..... SAY-vee-un
 Mosai Newsom..... mo-SIGH
 Nouredin Nouili..... NAIR-id-in new-ILL-ee
 Simon Otte..... OAT-ee
 Cameron Pieper..... PIPE-urr
 William Przystup..... PRISS-tup
 Ryan Schommer..... SHOME-urr
 Ben Stille..... STILL-ee
 Jack Stoll..... STOLE
 Travis Vokolek..... VOKE-uh-leck
 Tate Wildeman..... WILL-deh-munn

NUMERICAL ROSTER

46	John Goodwin	TE
46	Corbin Ruth	RB
47	Tyson Guzman	S
47	Austin Jablonski	WR
48	Lane McCallum	S
49	Nate Boerkircher	TE
49	Pheldarius Payne	OLB
50	Jake Archer	ILB
51	Cameron Jurgens	OL
51	Braden Klover	ILB
52	Mosai Newsom	DL
53	Riley Moses	OL
54	Bryce Benhart	OL
54	Ryan Schommer	OLB
55	Brig Banks	LS
55	Chris Walker	DL
56	Grant Tagge	ILB
56	Boe Wilson	OL
57	Drew Monin	ILB
57	Ethan Piper	OL
58	Chris Cassidy	ILB
59	Ian Boerkircher	OL
59	Caden McCormack	ILB
62	Noah Stafursky	OL
63	Nouredin Nouili	OL
65	Christian Gaylord	OL
66	Bladen Bayless	OL
66	Ezra Miller	OL
68	Will Farniok	OL
69	Turner Corcoran	OL
70	Matt Sichterman	OL
71	Matt Farniok	OL
71	Keegan Menning	OL
72	Matthew Anderson	OL
72	Nash Hutmacher	DL
73	Broc Bando	OL
73	Baylor Brannen	DL
74	Brant Banks	OL
75	Trent Hixson	OL
76	Brenden Jaimes	OL
76	Eli Simonson	OL
77	Michael Lynn	OL
78	Jimmy Fritzsche	OL
79	Alex Conn	OL
80	Jared Bubak	TE
80	Jacob Herbek	DL
81	Nick Leader	OLB
81	Kade Warner	WR
82	Colton Feist	DL
82	Kurt Rafdal	TE
83	Sam Shurtleff	OLB
83	Travis Vokolek	TE
84	Matthias Algarin	WR
84	Eli Richter	OLB
85	John Bullock	OLB
85	Wyatt Liewer	WR
86	Jack Stoll	TE
87	Chris Hickman	WR
87	Jordon Riley	DL
88	Levi Falck	WR
89	Jamin Graham	DL
89	Oliver Martin	WR
90	Ben Lingenfelter	DL
90	William Przystup	P
91	Cameron Pieper	LS
92	Tate Wildeman	DL
93	Damion Daniels	DL
93	Gabe Heins	PK
94	Cade Mueller	LS
95	Grant Detlefsen	P
95	Ben Stille	DL
96	Marquis Black	DL
96	Tyler Crawford	PK
96	Camden Witucki	LS
97	Deontre Thomas	DL
98	Casey Rogers	DL
99	Ty Robinson	DL

2020 NEBRASKA GAME-BY-GAME STARTERS

OFFENSIVE STARTING LINEUPS

OPPONENT	WR	WR	WR	TE	RT	RG	C	LG	LT	QB	RB	PK
Ohio State	Warner	Falck	W. Robinson	Stoll	Benhart	M. Farniok	Jurgens	Wilson	Jaimes	Martinez	Mills	Culp
Northwestern												
Penn State												
Illinois												
Iowa												
Purdue												
Minnesota												

DEFENSIVE STARTING LINEUPS

OPPONENT	DE	NG	DE	OLB	ILB	ILB	OLB	CB	S	S	CB	P
Ohio State	T. Robinson	Daniels	Stille	Nelson	Miller	Honas	Domann	Bootle	Dismuke	Williams	Taylor-Britt	Przystup
Northwestern												
Penn State												
Illinois												
Iowa												
Purdue												
Minnesota												

2020 NEBRASKA PLAYER PARTICIPATION

PLAYER, POS.	GP	GS	PLAYER, POS.	GP	GS	PLAYER, POS.	GP	GS
Austin Allen, TE	1	0	Tamon Lynam, CB	1	0	Tate Wildeman, DL	1	0
Broc Bando, OL	1	0	Adrian Martinez, QB	1	1	Deontai Williams, S	1	1
Brant Banks, OL	1	0	Eteva Mauga-Clements, ILB	1	0	Boe Wilson, OL	1	1
Brody Belt, WR	1	0	Luke McCaffrey, WR	1	0			
Bryce Benhart, OL	1	1	Collin Miller, ILB	1	1			
Dicaprio Bootle, CB	1	1	Dedrick Mills, RB	1	1			
Alante Brown, WR	1	0	Cade Mueller, LS	1	1			
Turner Corcoran, OL	1	0	Garrett Nelson, OLB	1	1			
Connor Culp, PK	1	1	Quinton Newsome, CB	1	0			
Damion Daniels, DL	1	1	Simon Otte, OLB	1	0			
Ronald Delancy III, CB	1	0	Pheldarius Payne, DL	1	0			
Marquel Dismuke, S	1	1	Cameron Pieper, LS	1	0			
JoJo Domann, OLB	1	1	Ethan Piper, OL	1	0			
Levi Falck, WR	1	1	Noa Pola-Gates, S	1	0			
Myles Farmer, S	1	0	William Przystup, P	1	1			
Matt Farniok, OL	1	1	Kurt Rafdal, TE	1	0			
Will Farniok, OL	1	0	Ty Robinson, DL	1	1			
Marcus Fleming, WR	1	0	Wan'Dale Robinson, WR	1	1			
Christian Gaylord, OL	1	0	Casey Rogers, DL	1	0			
Isaac Gifford, S	1	0	Matt Sichterman, OL	1	0			
Keem Green, DL	1	0	Garrett Snodgrass, ILB	1	0			
Nick Henrich, LB	1	0	Ben Stille, DL	1	1			
Chris Hickman, WR	1	0	Jack Stoll, TE	1	1			
Trent Hixson, OL	1	0	Caleb Tannor, OLB	1	0			
Will Honas, ILB	1	1	Cam Taylor-Britt, CB	1	1			
Brenden Jaimes, OL	1	1	Deontre Thomas, DL	1	0			
Rahmir Johnson, RB	1	0	Ronald Thompkins, RB	1	0			
Cameron Jurgens, OL	1	1	Travis Vokolek, TE	1	0			
Wyatt Liewer, WR	1	0	Kade Warner, WR	1	1			



AUSTIN ALLEN #11

6-8 | 250 | JR. | TE
AURORA, NEB.

CAREER HONORS

- 2-Time Academic All-Big Ten
- 6-Time Nebraska Scholar-Athlete Honor Roll
- Sam Foltz 27 Hero Leadership Award (2020)
- 3-Time Brook Berringer Citizenship Team
- 3-Time Tom Osborne Citizenship Team

PERSONAL NOTES

- His father Andrew was a Husker walk-on in 1981

SEASON HIGHLIGHTS

- Caught two passes for 30 yards at Ohio State, tying his career high in receptions
- Had a 26-yard reception that was the third-longest catch of his career and Nebraska's longest reception of the game at Ohio State

GAME-BY-GAME

OPPONENT	REC.	YDS	TD	LONG
at Ohio St.	2	30	0	26
at Northwestern				
Penn St.				
Illinois				
at Iowa				
at Purdue				
Minnesota				


CAREER STATS

YEAR	G/S	REC.	YDS	Y/R	Y/G	TD
2017						
Redshirt						
2018	12/0	2	54	27.0	4.5	0
2019	12/5	7	83	11.9	6.9	0
2020	1/0	2	30	15.0	0.0	0
TOTAL	23/5	11	167	15.2	7.3	0

RUSHING: 1 att., 2 yds, 0 TDs

CAREER HIGHS

Receptions	2 twice
Receiving Yards	41 at Ohio St. (2018)
Receiving Touchdowns	none
Long Reception	41 at Ohio St. (2018)



BRYCE BENHART #54

6-9 | 295 | R-FR. | OL
LAKEVILLE, MINN.

CAREER HONORS

- 2-Time Nebraska Scholar-Athlete Honor Roll

CAREER NOTES

- Played in three games while redshirting in 2019, becoming the 12th true freshman offensive lineman to play in a game at Nebraska

SEASON HIGHLIGHTS

- Made the first start of his career at Ohio State, starting at right tackle

CAREER STATS

- **Games:** 4 (3 in 2019; 1 in 2020)
- **Starts:** 1 (1 in 2020)



DICAPRIO BOOTLE #7

5-10 | 195 | SR. | CB
MIAMI, FLA.

CAREER HONORS

- Team Captain (2020)
- Third-Team All-Big Ten (2018)
- Honorable-Mention All-Big Ten (2019)
- NU Defensive Back of the Year (2018, 2019)
- Academic All-Big Ten (2017)
- 3-Time Nebraska Scholar-Athlete Honor Roll
- 2-Time Brook Berringer Citizenship Team
- 2-Time Tom Osborne Citizenship Team

PERSONAL NOTES

- Earned his degree in management in December of 2019

CAREER NOTES

- Started 25 consecutive games (11 at CB; 4 at S)
- Ranked 9th nationally in pass breakups (15) in 2018 and 2nd in school history
- 22 career pass breakups are tied for 10th place in Nebraska history

SEASON HIGHLIGHTS

- Had Nebraska's lone pass breakup of the game at Ohio State

GAME-BY-GAME

OPPONENT	UT-AT-TT	TFL-YD	PBU	INT
at Ohio St.	5-0-5	0.0-0	1	0
at Northwestern				
Penn St.				
Illinois				
at Iowa				
at Purdue				
Minnesota				

CAREER TACKLE STATS

YEAR	G/S	UT	AT	TT	TFL-YD	SCK-YD
2016						
Redshirt						
2017	12/1	11	4	15	1-1	0.0-0
2018	12/12	26	13	39	0-0	0.0-0
2019	12/12	17	14	31	0-0	0.0-0
2020	1/1	5	0	5	0.0-0	0.0-0
TOTAL	37/26	59	31	90	1.0-1	0.0-0

CAREER MISCELLANEOUS STATS

YEAR	FF	FR	PBU	INT	QBH	BLK
2016						
Redshirt						
2017	0	0	0	0	0	0
2018	1	0	15	0	0	0
2019	1	0	6	0	1	0
2020	0	0	1	0	0	0
TOTAL	2	0	22	0	1	0

CAREER HIGHS

Tackles	7 vs. Purdue (2018)
TFLs	1 vs. Ohio St. (2017)
Sacks	none
Breakups	5 at Michigan (2018)



ALANTE BROWN #4

5-11 | 190 | FR. | WR
CHICAGO, ILL.

CAREER NOTES

- No. 1 prep school player in 2020 recruiting class

SEASON HIGHLIGHTS

- Caught one pass for 16 yards in his Husker debut at Ohio State

GAME-BY-GAME

OPPONENT	REC.	YDS	TD	LONG
at Ohio St.	1	16	0	16
at Northwestern				
Penn St.				
Illinois				
at Iowa				
at Purdue				
Minnesota				



CONNOR CULP #33

5-10 | 190 | SR. | PK
PHOENIX, ARIZ.

CAREER HONORS

- SEC Special Teams Player of the Week (2017 at LSU)

PERSONAL NOTES

- Earned his degree in general business from LSU in December of 2019

CAREER NOTES

- Graduate transfer who spent the past four seasons at LSU
- Member of LSU's 2019 national championship team
- Was the Tigers' starting place-kicker as a redshirt freshman in 2017

SEASON HIGHLIGHTS

- Started and made both of his extra points and a 22-yard field goal in his Husker debut at Ohio State
- Also had four kickoffs, allowing only two returns for just 14 yards

GAME-BY-GAME

OPPONENT	XP-ATT	FG-ATT	LG	BK	PTS
at Ohio St.	2-2	1-1	22	0	5
at Northwestern					
Penn St.					
Illinois					
at Iowa					
at Purdue					
Minnesota					

CAREER STATS

YEAR	G/S	PAT	FG	PCT.	PTS	LG
2016*						
Redshirt						
2017*	10/10	20-23	11-16	68.8	53	47
2018*	0/0	0-0	0-0	.000	0	-
2019*	0/0	0-0	0-0	.000	0	-
2020	1/1	2-2	1-1	1.000	5	22
TOTAL	11/11	22-25	12-17	70.6	58	47

KICKOFFS: 14 att., 4 touchbacks

CAREER HIGHS

Field Goal Attempts	4 vs. Ole Miss (2017)*
Field Goals Made	4 vs. Ole Miss (2017)*
Long Field Goal	47 vs. Ole Miss (2017)*
Points	16 vs. Ole Miss (2017)*
PATs	4 twice (both in 2017)*

*at LSU

CAREER STATS

YEAR	G/S	REC.	YDS	Y/R	Y/G	TD
2020	1/0	1	16	16.0	16.0	0

CAREER HIGHS

Receptions	1 at Ohio St. (2020)
Receiving Yards	16 at Ohio St. (2020)
Receiving Touchdowns	none
Long Reception	16 at Ohio St. (2020)



DAMION DANIELS #93

6-3 | 340 | JR. | DL
DALLAS, TEXAS

CAREER HONORS

- 2-Time Nebraska Scholar-Athlete Honor Roll
- 3-Time Brook Berringer Citizenship Team
- 3-Time Tom Osborne Citizenship Team

PERSONAL NOTES

- Earned his degree in communication studies in May of 2020
- His older brother Darrion was a team captain at Nebraska in 2019 and is a defensive lineman with the San Francisco 49ers

SEASON HIGHLIGHTS

- Made his second career start at nose tackle at Ohio State and finished with one tackle

GAME-BY-GAME

OPPONENT	UT-AT-TT	TFL-YD	SACK-YD
at Ohio St.	1-0-1	0.0-0	0.0-0
at Northwestern			
Penn St.			
Illinois			
at Iowa			
at Purdue			
Minnesota			

CAREER TACKLE STATS

YEAR	G/S	UT	AT	TT	TFL-YD	SCK-YD
2017						
Redshirt						
2018	12/0	3	9	12	1-1	0.0-0
2019	12/1	3	10	13	0-0	0.0-0
2020	1/1	1	0	1	0.0-0	0.0-0
TOTAL	25/2	7	19	26	1.0-1	0.0-0

CAREER MISCELLANEOUS STATS

YEAR	FF	FR	PBU	INT	QBH	BLK
2017						
Redshirt						
2018	0	1	0	0	0	0
2019	0	0	0	0	0	0
2020	0	0	0	0	0	0
TOTAL	0	1	0	0	0	0

CAREER HIGHS

Tackles	4 twice
TFLs	1 vs. Bethune-Cookman (2018)
Sacks	none
Breakups	none



MARQUEL DISMUKE #9

6-2 | 215 | SR. | S
COMPTON, CALIF.

CAREER HONORS

- Nebraska Scholar-Athlete Honor Roll (Fall 2006)

CAREER NOTES

- Has started 13 consecutive games at safety

SEASON HIGHLIGHTS

- Tied for the team lead with seven tackles at Ohio State

GAME-BY-GAME

OPPONENT	UT-AT-TT	TFL-YD	PBU	INT
at Ohio St.	5-2-7	0.0-0	0	0
at Northwestern				
Penn St.				
Illinois				
at Iowa				
at Purdue				
Minnesota				



JOJO DOMANN #13

6-1 | 235 | SR. | OLB
COLORADO SPRINGS, COLO.

CAREER HONORS

- Academic All-Big Ten (2017)
- 3-Time Nebraska Scholar-Athlete Honor Roll
- 4-Time Brook Berringer Citizenship Team
- 4-Time Tom Osborne Citizenship Team

PERSONAL NOTES

- Earned his degree in advertising and public relations in May of 2020

CAREER NOTES

- Played safety his first 2 1/2 seasons before switching to outside linebacker midway through 2018

SEASON HIGHLIGHTS

- Had a fumble recovery and six tackles in a start at Ohio State

GAME-BY-GAME

OPPONENT	UT-AT-TT	TFL-YD	SACK-YD
at Ohio St.	3-3-6	0.0-0	0.0-0
at Northwestern			
Penn St.			
Illinois			
at Iowa			
at Purdue			
Minnesota			



LEVI FALCK #88

6-2 | 205 | SR. | WR
CIRCLE PINES, MINN.

PERSONAL NOTES

- Earned his degree in kinesiology and sport science from South Dakota in May of 2020

CAREER NOTES

- Joined Nebraska as a graduate transfer from South Dakota
- Went to South Dakota as a baseball recruit, but walked on to the football team following a baseball coaching change
- Played in 24 games with 15 starts at USD
- Caught 70 passes for 774 yards and two touchdowns with the Coyotes
- Tied the South Dakota single-game receptions record with 11 catches at Kansas State on Sept. 1, 2018

SEASON HIGHLIGHTS

- Started in his Husker debut and caught one pass for eight yards

GAME-BY-GAME

OPPONENT	REC.	YDS	TD	LONG
at Ohio St.	1	8	0	8
at Northwestern				
Penn St.				
Illinois				
at Iowa				
at Purdue				
Minnesota				

CAREER TACKLE STATS

YEAR	G/S	UT	AT	TT	TFL-YD	SCK-YD
2016		Redshirt				
2017	12/1	20	14	34	0-0	0.0-0
2018	8/0	8	2	10	0-0	0.0-0
2019	12/12	42	25	67	2-5	0.0-0
2020	1/1	5	2	7	0.0-0	0.0-0
TOTAL	33/14	75	43	118	2.0-5	0.0-0

CAREER MISCELLANEOUS STATS

YEAR	FF	FR	PBU	INT	QBH	BLK
2016	Redshirt					
2017	0	1	0	0	0	0
2018	0	0	0	0	0	1
2019	0	1	4	0	1	0
2020	0	0	0	0	0	0
TOTAL	0	2	4	0	1	1

CAREER HIGHS

Tackles	10 at Minnesota (2019)
TFLs	1 twice
Sacks	none
Breakups	3 at Illinois (2019)
Blocked Punts	1 vs. Illinois [safety] (2018)

CAREER TACKLE STATS

YEAR	G/S	UT	AT	TT	TFL-YD	SCK-YD
2016	13/0	5	3	8	0-0	0.0-0
2017	Redshirt					
2018	8/2	10	9	19	1-7	1.0-7
2019	12/7	38	14	52	11-40	2.5-21
2020	1/1	3	3	6	0.0-0	0.0-0
TOTAL	34/10	56	29	85	12.0-47	3.5-28

CAREER MISCELLANEOUS STATS

YEAR	FF	FR	PBU	INT	QBH	BLK
2016	1	0	0	0	0	0
2017	Redshirt					
2018	2	1	2	0	0	0
2019	2	0	6	0	1	0
2020	0	1	0	0	0	0
TOTAL	5	2	8	0	1	0

CAREER HIGHS

Tackles	8 at Purdue (2019)
TFLs	2 three times
Sacks	1.0 three times
Breakups	2 vs. Iowa (2019)

CAREER STATS

YEAR	G/S	REC.	YDS	Y/R	Y/G	TD
2016*	Redshirt					
2017*	7/3	16	197	12.3	28.1	0
2018*	11/9	45	492	10.9	44.7	2
2019*	6/3	9	85	9.4	14.2	0
2020	1/1	1	8	8.0	8.0	0
TOTAL	25/16	71	782	11.0	31.3	2

*at FCS South Dakota

RUSHING: 1 carry for -3 yards vs. UNI in 2018

CAREER HIGHS

Receptions	11 at Kansas St. (2019)*^
Receiving Yards	140 at Kansas St. (2019)*
Receiving Touchdowns	1 twice (both in 2019)
Long Reception	40 vs. Missouri St. (2018)

*at South Dakota

^tied the South Dakota school record



MYLES FARMER #18

6-3 | 205 | R-FR. | S
ATLANTA, GA.

CAREER HONORS

- Brook Berringer Citizenship Team (2020)
- Tom Osborne Citizenship Team (2020)

CAREER NOTES

- Redshirted in 2019 but played in four games and made one tackle on special teams

SEASON HIGHLIGHTS

- Saw extensive action in the second half at Ohio State in place of Deontai Williams (targeting ejection) and made one tackle, his second career tackle and first on defense

GAME-BY-GAME

OPPONENT	UT-AT-TT	TFL-YD	PBU	INT
at Ohio St.	0-1-1	0.0-0	0	0
at Northwestern				
Penn St.				
Illinois				
at Iowa				
at Purdue				
Minnesota				



MATT FARNIOK #71

6-6 | 335 | SR. | OL
SIOUX FALLS, S.D.

CAREER HONORS

- 2-Time Team Captain (2019 & 2020)
- NU Offensive Lineman of the Year (2019)
- 3-Time Academic All-Big Ten
- 8-Time Nebraska Scholar-Athlete Honor Roll
- 3-Time Brook Berringer Citizenship Team
- 3-Time Tom Osborne Citizenship Team

PERSONAL NOTES

- Earned his degree in criminology and criminal justice in May of 2020
- His younger brother Will is a sophomore offensive lineman for the Huskers
- One of four sets of brothers on 2020 roster
- Had older brothers who played at Iowa State (Tom, 2010-14) and Oklahoma (Derek, 2011-15)

CAREER NOTES

- 1 of 13 two-time captains in school history
- Has started 25 consecutive games (24 at right tackle; 1 at right guard)

SEASON HIGHLIGHTS

- Made his first career start at right guard at Ohio State

CAREER STATS

- **Games:** 32
(7 in 2017; 12 in 2018; 12 in 2019; 1 in 2020)
- **Starts:** 24
(4 in 2017; 12 in 2018; 12 in 2019; 1 in 2020)



KEEM GREEN #4

6-5 | 315 | JR. | DL
SUMTER, S.C.

CAREER NOTES

- Played in three games in 2019 while redshirting after spending the 2017 and 2018 seasons at Highlands (Kan.) Community College

SEASON HIGHLIGHTS

- Made a career-high two tackles at Ohio State

GAME-BY-GAME

OPPONENT	UT-AT-TT	TFL-YD	SACK-YD
at Ohio St.	1-1-2	0.0-0	0.0-0
at Northwestern			
Penn St.			
Illinois			
at Iowa			
at Purdue			
Minnesota			

CAREER TACKLE STATS

YEAR	G/S	UT	AT	TT	TFL-YD	SCK-YD
2019*	4/0	1	0	1	0-0	0.0-0
2020	1/0	0	1	1	0.0-0	0.0-0
TOTAL	5/0	1	1	2	0.0-0	0.0-0

*redshirt season

CAREER MISCELLANEOUS STATS

YEAR	FF	FR	PBU	INT	QBH	BLK
2019*	0	0	0	0	0	0
2020	0	0	0	0	0	0
TOTAL	0	0	0	0	0	0

*redshirt season

CAREER HIGHS

Tackles	1 twice
TFLs	none
Sacks	none
Breakups	none

CAREER TACKLE STATS

YEAR	G/S	UT	AT	TT	TFL-YD	SCK-YD
2019*	3/0	0	1	1	0-0	0.0-0
2020	1/0	1	1	2	0.0-0	0.0-0
TOTAL	4/0	1	2	3	0.0-0	0.0-0

*redshirt season


CAREER MISCELLANEOUS STATS

YEAR	FF	FR	PBU	INT	QBH	BLK
2019*	0	0	0	0	0	0
2020	0	0	0	0	0	0
TOTAL	0	0	0	0	0	0

*redshirt season

CAREER HIGHS

Tackles	2 at Ohio St. (2020)
TFLs	none
Sacks	none
Breakups	none



NICK HENRICH #42

6-4 | 220 | R-FR. | LB
OMAHA, NEB.

CAREER HONORS

- 3-Time Nebraska Scholar-Athlete Honor Roll

CAREER NOTES

- Redshirted in 2019, but played in one game

SEASON HIGHLIGHTS

- Has worked at both inside and outside linebacker and could play either position
- Made his first career tackle at Ohio State

GAME-BY-GAME

OPPONENT	UT-AT-TT	TFL-YD	SACK-YD
at Ohio St.	0-1-1	0.0-0	0.0-0
at Northwestern			
Penn St.			
Illinois			
at Iowa			
at Purdue			
Minnesota			

CAREER TACKLE STATS

YEAR	G/S	UT	AT	TT	TFL-YD	SCK-YD
2019*	1/0	0	0	0	0-0	0.0-0
2020	1/0	0	1	1	0.0-0	0.0-0
TOTAL	2/0	0	1	1	0.0-0	0.0-0

*redshirt season

CAREER MISCELLANEOUS STATS

YEAR	FF	FR	PBU	INT	QBH	BLK
2019*	0	0	0	0	0	0
2020	0	0	0	0	0	0
TOTAL	0	0	0	0	0	0

*redshirt season

CAREER HIGHS

Tackles	1 at Ohio St. (2020)
TFLs	none
Sacks	none
Breakups	none



WILL HONAS #3

6-1 | 225 | SR. | ILB
WICHITA, KAN.

CAREER HONORS

- Academic All-Big Ten (2019)
- 5-Time Nebraska Scholar-Athlete Honor Roll

SEASON HIGHLIGHTS

- Made his first career start at Ohio State and tied for the team lead with seven tackles
- Had a career-high 2.0 sacks and tied his career high with 2.0 TFLs against the Buckeyes

GAME-BY-GAME

OPPONENT	UT-AT-TT	TFL-YD	SACK-YD
at Ohio St.	6-1-7	2.0-14	2.0-14
at Northwestern			
Penn St.			
Illinois			
at Iowa			
at Purdue			
Minnesota			

CAREER TACKLE STATS

YEAR	G/S	UT	AT	TT	TFL-YD	SCK-YD
2018*	4/0	6	9	15	1-1	0.0-0
2019	12/0	43	30	73	6-16	1.0-7
2020	1/1	6	1	7	2.0-14	2.0-14
TOTAL	17/1	55	40	95	9.0-31	3.0-21

*redshirt season

CAREER MISCELLANEOUS STATS

YEAR	FF	FR	PBU	INT	QBH	BLK
2018*	0	0	0	0	1	0
2019	0	0	0	0	1	0
2020	0	0	0	0	0	0
TOTAL	0	0	0	0	2	0

*redshirt season

CAREER HIGHS

Tackles	12 vs. Wisconsin (2019)
TFLs	2.0 twice
Sacks	2.0 at Ohio St. (2020)
Breakups	none



BRENDEN JAIMES #76

6-6 | 300 | SR. | OL
AUSTIN, TEXAS

CAREER HONORS

- 2-Time Honorable-Mention All-Big Ten
- Honorable-Mention BTN All-Freshman Team (2017)
- Nebraska Offensive MVP (2019)
- Academic All-Big Ten (2019)
- 4-Time Nebraska Scholar-Athlete Honor Roll

NEBRASKA RECORDS

- Starts by a True Freshman Offensive Lineman (9)

CAREER NOTES

- Has started 34 consecutive games, the longest active streak of any Husker
- Has started 25 straight games at left tackle
- Became the 11th Husker offensive lineman to play as a true freshman in 2017
- Became the 5th Husker offensive lineman to start a game as a true freshman in 2017
- Started nine games in 2017, nearly matching the total of the four previous Husker true freshmen offensive line starters combined (11 starts)

SEASON HIGHLIGHTS

- Made his 25th straight start at left tackle at Ohio State

CAREER STATS

- **Games:** 34
(9 in 2017; 12 in 2018; 12 in 2019; 1 in 2020)
- **Starts:** 34
(9 in 2017; 12 in 2018; 12 in 2019; 1 in 2020)



RAHMIR JOHNSON #14

5-10 | 180 | R-FR. | RB
ORADELL, N.J.

CAREER HONORS

- Brook Berringer Citizenship Team (2020)
- Tom Osborne Citizenship Team (2020)

CAREER NOTES

- Redshirted in 2019, but played in four games and rushed for 64 yards on 21 carries

SEASON HIGHLIGHTS

- Had a career-long 17-yard catch at Ohio State
- Also returned three kickoffs for 54 yards, his first three career kickoff returns

GAME-BY-GAME

OPPONENT	ATT.	YDS	TD	LONG
at Ohio St.	0	0	0	0
at Northwestern				
Penn St.				
Illinois				
at Iowa				
at Purdue				
Minnesota				



CAMERON JURGENS #51

6-3 | 285 | SO. | OL
BEATRICE, NEB.

CAREER HONORS

- 2-Time Nebraska Scholar-Athlete Honor Roll
- Brook Berringer Citizenship Team (2019)
- Tom Osborne Citizenship Team (2019)

CAREER NOTES

- Spent his true freshman season at tight end before switching to center in the spring of 2019
- Has started 13 consecutive games at center
- In 2019, became the first freshman (true or redshirt) to start a game at center for Nebraska since freshmen regained eligibility in 1972
- 1 of 6 freshmen offensive linemen (true or redshirt) to start a season opener at Nebraska

SEASON HIGHLIGHTS

- Made his 13th straight start at center at Ohio State

CAREER STATS

- **Games:** 14 (1 in 2018*; 12 in 2019; 1 in 2020)
- **Starts:** 13 (12 in 2019; 1 in 2020)

*redshirt season (at tight end)

CAREER RUSHING STATS

YEAR	G/S	ATT.	NET	Y/A	Y/G	TD
2019*	4/0	21	64	3.0	16.3	1
2020	1/0	0	0	0.0	0.0	0
TOTAL	5/0	21	64	3.0	12.8	1

*redshirt season

RECEIVING: 2 rec., 29 yds, 0 TD

KICKOFF RETURNS: 3 ret., 54 yds, 0 TD

CAREER HIGHS

Attempts	18 at Maryland (2019)
Yards	55 at Maryland (2019)
Touchdowns	1 at Maryland (2019)
Long Rush	13 at Maryland (2019)
Receptions	1 twice
Receiving Yards	17 yards at Ohio St. (2020)
Receiving Touchdowns	none
Long Reception	17 yards at Ohio St. (2020)



ADRIAN MARTINEZ #2

6-2 | 225 | JR. | QB
FRESNO, CALIF.

CAREER HONORS

- 2-Time Team Captain (2019 & 2020)
- Freshman All-American (2018)
- 2-Time Walter Camp Award Watch List
- 2-Time Maxwell Award Watch List
- Davey O'Brien Award Watch List (2019)
- Manning Award Watch List (2019)
- Honorable-Mention All-Big Ten (2018)
- National Performer of the Week (2018 vs. Minn.)
- National Freshman of the Week (2018 vs. Colo.)
- 3-Time Big Ten Freshman of the Week (2018)
- NU Outstanding Male Newcomer (2018-19)
- Nebraska Offensive Back of the Year (2018)
- Academic All-Big Ten (2020)
- 4-Time Nebraska Scholar-Athlete Honor Roll
- 2-Time Brook Berringer Citizenship Team
- 2-Time Tom Osborne Citizenship Team

NEBRASKA RECORDS

- Career 400-Yard Total Offense Games (4)
- Season Total Offense Per Game (295.1 in 2018)
- Season 400-Yard Total Offense Games (3 in 2018)
- Season 300-Yard Total Offense Games (7 in 2018)
- Game Completion Pct. (86.2 vs. Minn. in 2018)

ACTIVE NCAA CAREER RANKINGS

- Total Offensive Yards Per Game: 8th (273.5)

CAREER NOTES

- 1 of 13 two-time captains in school history
- In 2019, was just the second sophomore captain at Nebraska since 1930
- In 2018, posted the highest total offense average (295.1 ypg) ever by a true freshman quarterback at a Power Five school
- Overall, posted the 10th-highest total offense average by an FBS freshman and the fifth-best mark by a true freshman
- 1 of 6 freshmen in FBS history to average 200 passing yards & 50 rushing yards per game (1 of 2 true freshmen to hit both marks)
- Is the only true freshman quarterback to start a season opener in Nebraska history
- 1 of 3 true freshmen quarterbacks to start for NU
- 1 of 2 Huskers to have a 300-yard passing and 100-yard rushing game (also Taylor Martinez)
- 1 of 4 Huskers with 4,000 career passing yards and 1,000 career rushing yards (Eric Crouch, Taylor Martinez, Tommy Armstrong Jr.)
- Fastest Husker to record 5,000 total yards (18th game, three games faster than Taylor Martinez)
- Matched Zac Taylor as the fastest Husker to record 4,000 passing yards (18 games)

SEASON HIGHLIGHTS

- Accounted for 190 yards of offense at Ohio State, completing 12-of-15 passes for 105 yards and rushing 13 times for 85 yards and one score

PASSING GAME-BY-GAME

OPPONENT	COMP-ATT	YDS	TD	INT
at Ohio St.	12-15	105	0	0
at Northwestern				
Penn St.				
Illinois				
at Iowa				
at Purdue				
Minnesota				

RUSHING GAME-BY-GAME

OPPONENT	ATT.	YDS	TD	LONG
at Ohio St.	13	85	1	39
at Northwestern				
Penn St.				
Illinois				
at Iowa				
at Purdue				
Minnesota				

TOTAL OFFENSE GAME-BY-GAME

OPPONENT	ATT.	PASS	RUSH	TOT
at Ohio St.	28	105	85	190
at Northwestern				
Penn St.				
Illinois				
at Iowa				
at Purdue				
Minnesota				

CAREER PASSING STATS

YEAR	G/S	CMP-ATT	PCT	YDS	TD	INT
2018	11/11	224-347	64.6	2,617	17	8
2019	10/10	149-251	59.4	1,956	10	9
2020	1/1	12-15	80.0	105	0	0
TOTAL	22/22	385-613	62.8	4,678	27	17

Total Offense: 910 att., 6,018 yds, 43 TDs

CAREER RUSHING STATS

YEAR	G/S	ATT.	NET	Y/A	Y/G	TD
2018	11/11	140	629	4.5	57.2	8
2019	10/10	144	626	4.3	62.6	7
2020	1/1	13	85	6.5	85.0	1
TOTAL	22/22	297	1,340	4.5	60.9	16

CAREER PASSING HIGHS

Attempts	42 twice
Completions	26 at Iowa (2018)
Yards	384 at Wisconsin (2018)
Touchdowns	3 three times
Long Pass	75 twice (both TDs)

CAREER RUSHING HIGHS

Attempts	20 at Ohio St. (2018)
Yards	125 vs. Minnesota (2018)
Touchdowns	2 three times
Long Rush	56 vs. Ohio St. (2019)

CAREER TOTAL OFFENSE HIGHS

Attempts	60 vs. Purdue (2018)
Yards	446 at Illinois (2019)
Total Touchdowns	4 three times

MARTINEZ RECORD WATCH

CAREER TOTAL OFFENSE

RK.	PLAYER, YEARS	YDS
1.	Tommy Armstrong Jr., 2013-16	10,690
2.	Taylor Martinez, 2010-13	10,233
3.	Eric Crouch, 1998-2001	7,915
4.	Adrian Martinez, 2018-pres.	6,018

CAREER PASSING YARDS

RK.	PLAYER, YEARS	YDS
1.	Tommy Armstrong Jr., 2013-17	8,871
2.	Taylor Martinez, 2010-13	7,258
3.	Zac Taylor, 2005-06	5,850
4.	Joe Ganz, 2005-08	5,125
5.	Dave Humm, 1972-74	5,035
6.	Jerry Tagge, 1969-71	4,704
7.	Adrian Martinez, 2018-pres.	4,678

CAREER COMPLETION PERCENTAGE

RK.	PLAYER, YEARS	PCT.
1.	Joe Ganz, 2006-08	65.1
2.	Sam Keller, 2007	63.1
3.	Adrian Martinez, 2018-present	62.8

Minimum 1,000 career passing yards

CAREER COMPLETIONS

RK.	PLAYER, YEARS	COMP.
1.	Tommy Armstrong Jr., 2013-16	625
2.	Taylor Martinez, 2010-13	575
3.	Zac Taylor, 2005-06	470
5.	Adrian Martinez, 2018-present	385

CAREER 250-YARD PASSING GAMES

RK.	PLAYER, YEARS	GAMES
1.	Tommy Armstrong Jr., 2013-16	14
2.	Joe Ganz, 2006-08	11
3.	Adrian Martinez, 2018-present	10

CAREER 300-YARD PASSING GAMES

RK.	PLAYER, YEARS	GAMES
1.	Joe Ganz, 2006-08	8
2.	Tommy Armstrong Jr., 2013-16	6
3.	Taylor Martinez, 2010-13	4
t-4.	Adrian Martinez, 2018-present	3

CAREER 400-YARD TOTAL OFFENSE GAMES

RK.	PLAYER, YEARS	GAMES
1.	Adrian Martinez, 2018-present	4
2.	Joe Ganz, 2006-08	3

CAREER 300-YARD TOTAL OFFENSE GAMES

RK.	PLAYER, YEARS	GAMES
1.	Tommy Armstrong Jr., 2013-16	13
2.	Adrian Martinez, 2018-present	12



LUKE McCAFFREY #7
 6-2 | 200 | R-FR. | QB
 HIGHLANDS RANCH, COLO.

CAREER HONORS

- 3-Time Nebraska Scholar-Athlete Honor Roll

PERSONAL NOTES

- Son of Ed McCaffrey, a 13-year NFL wide receiver, three-time Super Bowl champion and current head coach of Northern Colorado
- Each of his three older brothers played college football
- Max played at Duke and in the NFL
- Christian was the 2015 AP Player of the Year at Stanford and a first-team NFL All-Pro with the Carolina Panthers in 2019
- Dylan is a quarterback at Michigan
- Grandfather, Dave Sime, was the silver medalist in the 100-yard dash at the 1960 Rome Olympics

SEASON HIGHLIGHTS

- Played quarterback, running back and receiver at Ohio State, accounting for 135 total yards
- Rushed for 80 yards - including a career-long 47-yard run - threw for 55 yards and had a five-yard reception

PASSING GAME-BY-GAME

OPPONENT	COMP-ATT	YDS	TD	INT
at Ohio St.	4-5	55	0	0
at Northwestern				
Penn St.				
Illinois				
at Iowa				
at Purdue				
Minnesota				

RUSHING GAME-BY-GAME

OPPONENT	ATT.	YDS	TD	LONG
at Ohio St.	9	80	0	47
at Northwestern				
Penn St.				
Illinois				
at Iowa				
at Purdue				
Minnesota				

TOTAL OFFENSE GAME-BY-GAME

OPPONENT	ATT.	PASS	RUSH	TOT
at Ohio St.	14	55	87	142
at Northwestern				
Penn St.				
Illinois				
at Iowa				
at Purdue				
Minnesota				

CAREER PASSING STATS

YEAR	G/S	CMP-ATT	PCT	YDS	TD	INT
2019*	4/0	9-12	75.0	142	2	0
2020	1/0	4-5	80.0	55	0	0
TOTAL	5/0	13-17	76.5	197	2	0

*redshirt season

Total Offense: 50 att., 443 yds, 3 TDs

CAREER RUSHING STATS

YEAR	G/S	ATT.	NET	Y/A	Y/G	TD
2019*	4/0	24	166	6.9	41.5	1
2020	1/0	9	80	8.9	80.0	0
TOTAL	5/0	33	246	7.5	49.2	1

*redshirt season

CAREER PASSING HIGHS


Attempts	6 vs. Indiana (2019)
Completions	5 vs. Indiana (2019)
Yards	71 vs. Indiana (2019)
Touchdowns	1 twice (both in 2019)
Long Pass	39 vs. Iowa [TD] (2019)

CAREER RUSHING HIGHS

Attempts	12 vs. Indiana (2019)
Yards	83 at Maryland (2019)
Touchdowns	1 at Maryland (2019)
Long Rush	47 at Ohio St. (2020)

CAREER TOTAL OFFENSE HIGHS

Attempts	18 vs. Indiana (2019)
Yards	147 vs. Indiana (2019)
Total Touchdowns	1 three times



COLLIN MILLER #31
 6-3 | 245 | SR. | ILB
 FISHERS, IND.

CAREER HONORS

- Team Captain (2020)
- Nebraska Linebacker of the Year (2019)
- Nebraska Scout Team Defensive MVP (2016)
- Academic All-Big Ten (2017)
- Nebraska Scholar-Athlete Honor Roll (Spring 2017)
- 2-Time Brook Berringer Citizenship Team
- 2-Time Tom Osborne Citizenship Team

CAREER NOTES

- Has started 13 consecutive games at inside linebacker

SEASON HIGHLIGHTS

- Recorded his 100th career tackle and tied for the team lead with seven tackles at Ohio State
- Had a career-high 1.5 TFLs vs. the Buckeyes

GAME-BY-GAME

OPPONENT	UT-AT-TT	TFL-YD	SACK-YD
at Ohio St.	3-4-7	1.5-3	0.0-0
at Northwestern			
Penn St.			
Illinois			
at Iowa			
at Purdue			
Minnesota			

CAREER TACKLE STATS

YEAR	G/S	UT	AT	TT	TFL-YD	SCK-YD
2016						
		Redshirt				
2017	12/0	4	7	11	0-0	0.0-0
2018	12/0	9	8	17	1-7	0.0-0
2019	12/12	36	31	67	7-13	1.0-5
2020	1/1	3	4	7	1.5-3	0.0-0
TOTAL	37/13	52	50	102	9.5-23	1.0-5

CAREER MISCELLANEOUS STATS

YEAR	FF	FR	PBU	INT	QBH	BLK
2016						
	Redshirt					
2017	0	1	0	0	0	0
2018	0	0	0	0	0	0
2019	2	1	4	0	1	0
2020	0	0	0	0	0	0
TOTAL	2	2	4	0	1	0

CAREER HIGHS

Tackles	10 at Minnesota (2019)
TFLs	1.5 at Ohio St. (2020)
Sacks	1.0 at Maryland (2019)
Breakups	1 four times



DEDRICK MILLS #26

5-11 | 220 | SR. | RB
WAYCROSS, GA.

CAREER HONORS

- Doak Walker Award Watch List (2020)
- Honorable-Mention All-Big Ten (2019)
- 2016 Gator Bowl MVP (at Georgia Tech)
- 2-Time ACC Co-Rookie of the Week (2016)
- Nebraska Scholar-Athlete Honor Roll (Spring 2020)
- Brook Berringer Citizenship Team (2020)
- Tom Osborne Citizenship Team (2020)

CAREER NOTES

- Ranks 53rd among all FBS players in career rushing yards (1,541)
- Spent his freshman season at Georgia Tech in 2016
- Was a two-time ACC Rookie of the Week & MVP of the 2016 Gator Bowl after rushing for 169 yards on 31 carries

SEASON HIGHLIGHTS

- Rushed for 29 yards and one touchdown at Ohio State

GAME-BY-GAME

OPPONENT	ATT.	YDS	TD	LONG
at Ohio St.	9	29	1	8
at Northwestern				
Penn St.				
Illinois				
at Iowa				
at Purdue				
Minnesota				

CAREER RUSHING STATS

YEAR	G/S	ATT.	NET	Y/A	Y/G	TD
2016*	9/7	152	771	5.1	85.7	12
2017						
2018						
2019	12/6	143	745	5.2	62.1	10
2020	1/1	9	25	2.8	25.0	1
TOTAL	22/14	305	1,541	5.1	70.0	23

*at Georgia Tech

RECEIVING: 17 rec., 128 yds, 1 TD
PASSING: 0-for-1, 0 yds, 1 INT, 0 TD

CAREER HIGHS

Rushing Attempts	31 vs. Kentucky (2016)*
Rushing Yards	188 vs. Wisconsin (2019)
Rushing Touchdowns	3 vs. Vanderbilt (2016)*
Long Rush	61 vs. Northern Illinois (2019)
Receptions	4 vs. Iowa (2019)
Receiving Yards	34 vs. Iowa (2019)
Receiving Touchdowns	1 vs. Miami (2016)*
Long Reception	20 at Colorado (2019)

*at Georgia Tech



GARRETT NELSON #44

6-3 | 260 | SO. | OLB
SCOTTSBLUFF, NEB.

CAREER HONORS

- 2-Time Nebraska Scholar-Athlete Honor Roll

PERSONAL NOTES

- His father Chris was a two-time All-American wrestler at Nebraska

SEASON HIGHLIGHTS

- Made one tackle at Ohio State in his first career start

GAME-BY-GAME

OPPONENT	UT-AT-TT	TFL-YD	SACK-YD
at Ohio St.	1-0-1	0.0-0	0.0-0
at Northwestern			
Penn St.			
Illinois			
at Iowa			
at Purdue			
Minnesota			

CAREER TACKLE STATS

YEAR	G/S	UT	AT	TT	TFL-YD	SCK-YD
2019	11/0	4	11	15	2-5	0.0-0
2020	1/1	1	0	1	0.0-0	0.0-0
TOTAL	12/1	5	11	16	2.0-5	0.0-0

CAREER MISCELLANEOUS STATS

YEAR	FF	FR	PBU	INT	QBH	BLK
2019	0	0	0	0	0	0
2020	0	0	0	0	0	0
TOTAL	0	0	0	0	0	0

CAREER HIGHS

Tackles	5 vs. Wisconsin (2019)
TFLs	2 at Minnesota (2019)
Sacks	none
Breakups	none



QUINTON NEWSOME #6

6-2 | 180 | SO. | CB
SUWANEE, GA.

CAREER HONORS

- 2-Time Nebraska Scholar-Athlete Honor Roll
- Brook Berringer Citizenship Team (2020)
- Tom Osborne Citizenship Team (2020)

SEASON HIGHLIGHTS

- Had his first four career tackles at Ohio State
- Also forced a fumble that was recovered by Nebraska

GAME-BY-GAME

OPPONENT	UT-AT-TT	TFL-YD	PBU	INT
at Ohio St.	3-1-4	0.0-0	0	0
at Northwestern				
Penn St.				
Illinois				
at Iowa				
at Purdue				
Minnesota				

CAREER TACKLE STATS

YEAR	G/S	UT	AT	TT	TFL-YD	SCK-YD
2019	10/0	0	0	0	0-0	0.0-0
2020	1/0	3	1	4	0.0-0	0.0-0
TOTAL	11/0	3	1	4	0.0-0	0.0-0

CAREER MISCELLANEOUS STATS

YEAR	FF	FR	PBU	INT	QBH	BLK
2019	0	0	0	0	0	0
2020	1	0	0	0	0	0
TOTAL	1	0	0	0	0	0

CAREER HIGHS

Tackles	4 at Ohio St. (2020)
TFLs	none
Sacks	none
Breakups	none



**PHELDARIUS #49
PAYNE**

6-3 | 275 | JR. | DL
SUFFOLK, VA.

CAREER NOTES

- Came to Nebraska from Lackawanna Community College in Pennsylvania

SEASON HIGHLIGHTS

- Totaled two tackles in his Husker debut at Ohio State

GAME-BY-GAME

OPPONENT	UT-AT-TT	TFL-YD	SACK-YD
at Ohio St.	0-2-2	0.0-0	0.0-0
at Northwestern			
Penn St.			
Illinois			
at Iowa			
at Purdue			
Minnesota			



**WILLIAM #40
PRZYSTUP**

6-4 | 250 | SO. | P
OVIEDO, FLA.

CAREER NOTES

- Began his career at Michigan State, playing in four games while redshirting in 2018

SEASON HIGHLIGHTS

- Earned his first Nebraska start at punter and punted five times for a 44.6-yard average with a long of 51

PUNTING GAME-BY-GAME

OPPONENT	NO.	AVG	I20	LONG
at Ohio St.	5	44.6	1	51
at Northwestern				
Penn St.				
Illinois				
at Iowa				
at Purdue				
Minnesota				



**TY #99
ROBINSON**

6-6 | 315 | R-FR. | DL
GILBERT, ARIZ.

CAREER NOTES

- Redshirted in 2019, but played in three games

SEASON HIGHLIGHTS

- Started and made the first three tackles of his career at Ohio State, including 1.0 tackle for loss

GAME-BY-GAME

OPPONENT	UT-AT-TT	TFL-YD	SACK-YD
at Ohio St.	1-2-3	1.0-2	0.0-0
at Northwestern			
Penn St.			
Illinois			
at Iowa			
at Purdue			
Minnesota			

CAREER TACKLE STATS

YEAR	G/S	UT	AT	TT	TFL-YD	SCK-YD
2020	1/0	0	2	2	0.0-0	0.0-0

CAREER MISCELLANEOUS STATS

YEAR	FF	FR	PBU	INT	QBH	BLK
2020	0	0	0	0	0	0

CAREER HIGHS

Tackles	2 at Ohio St. (2020)
TFLs	none
Sacks	none
Breakups	none

CAREER PUNTING STATS

YEAR	NO.	AVG	LG	TB	I20	50+	BLK
2018*^	27	40.6	55	3	9	5	0
2019	0	0.0	-	0	0	0	0
2020	5	44.6	51	0	1	1	0
TOTAL	32	41.2	55	3	10	6	0

*at Michigan State

^redshirt season

KICKOFFS: 34 att., 11 touchbacks

CAREER PUNTING HIGHS

Punts	8 vs. Rutgers (2018)*
Average	46.2 at Ohio St. (2018)*
Inside 20	5 vs. Rutgers (2018)*
50-Yard Punts	2 twice*
Long Punt	55 at Nebraska (2018)

*at Michigan State

CAREER TACKLE STATS

YEAR	G/S	UT	AT	TT	TFL-YD	SCK-YD
2019	3/0	0	0	0	0-0	0.0-0
2020	1/1	1	2	3	1.0-2	0.0-0
TOTAL	4/1	1	2	3	1.0-2	0.0-0

*redshirt season

CAREER MISCELLANEOUS STATS

YEAR	FF	FR	PBU	INT	QBH	BLK
2019	0	0	0	0	0	0
2020	0	0	0	0	0	0
TOTAL	0	0	0	0	0	0

*redshirt season

CAREER HIGHS

Tackles	3 at Ohio St. (2020)
TFLs	1.0 at Ohio St. (2020)
Sacks	none
Breakups	none



WAN'DALE ROBINSON #1

5-10 | 190 | SO. | WR
FRANKFORT, KY.

CAREER HONORS

- Paul Hornung Award Finalist (2019)
- Paul Hornung Award Watch List (2020)
- 2nd-Team Freshman All-American (2019, The Athletic)
- Honorable-Mention All-Big Ten (2019)
- 2-Time Big Ten Freshman of the Week (2019)
- Nebraska Scholar-Athlete Honor Roll (Spring 2019)

NEBRASKA RECORDS

- Receptions by a True Freshman (40 in 2019)
- Receiving Yards by a True Freshman (443 in 2019)

PERSONAL NOTES

- Only letterwinner from Kentucky in NU history

CAREER NOTES

- 1 of 4 Husker true freshmen to total 1,000 all-purpose yards (Ahman Green in 1995; Ameer Abdullah in 2011; De'Mornay Pierson-El in 2014)
- 1 of 4 finalists for the 2019 Paul Hornung Award, presented to the nation's most versatile player
- Joined Ameer Abdullah (2014) as the only Hornung Award finalists in Husker history
- In 2019, was 4th nationally among all freshmen and 2nd among all Power Five Conference freshmen in all-purpose yards per game (112.8)

SEASON HIGHLIGHTS

- Led Nebraska with six catches and 49 receiving yards at Ohio State
- Had six of the eight receptions by a Husker wide receiver against the Buckeyes

RECEIVING GAME-BY-GAME

OPPONENT	REC.	YDS	TD	LONG
at Ohio St.	6	49	0	21
at Northwestern				
Penn St.				
Illinois				
at Iowa				
at Purdue				
Minnesota				

CAREER STATS

YEAR	G/S	REC.	YDS	Y/R	Y/G	TD
2019	10/4	40	453	11.3	45.3	2
2020	1/1	6	49	8.2	49.0	0
TOTAL	11/5	46	502	10.9	45.6	2

RUSHING: 88 att., 340 yds, 3 TDs


CAREER ALL-PURPOSE STATS

YEAR	RUSH	REC	PR	KR	TOT	Y/G
2019	340	453	0	235	1,029	102.9
2020	0	49	0	0	49	49.0
TOTAL	340	502	0	235	1,078	98.0

KICKOFF RETURNS: 11 ret., 236 yds, 0 TD

CAREER HIGHS

Receptions	8 at Illinois
Receiving Yards	123 vs. Northwestern (2019)
Receiving Touchdowns	2 at Illinois (2019)
Long Reception	49 vs. Northwestern (2019)
Rushes	22 vs. Indiana (2019)
Rushing Yards	89 at Illinois (2019)
Rushing Touchdowns	1 three times
Long Rush	42 vs. Northwestern (2019)



CASEY ROGERS #98

6-4 | 300 | SO. | DL
SYRACUSE, N.Y.

CAREER HONORS

- Academic All-Big Ten (2019)
- Nebraska Scholar-Athlete Honor Roll (Fall 2018)
- 2-Time Brook Berringer Citizenship Team
- 2-Time Tom Osborne Citizenship Team

PERSONAL NOTES

- Father, Lelan, is an assistant men's lacrosse coach at Syracuse

SEASON HIGHLIGHTS

- Totaled the first four tackles of his career at Ohio State, leading all Husker defensive linemen in stops

GAME-BY-GAME

OPPONENT	UT-AT-TT	TFL-YD	SACK-YD
at Ohio St.	2-2-4	0.0-0	0.0-0
at Northwestern			
Penn St.			
Illinois			
at Iowa			
at Purdue			
Minnesota			

CAREER TACKLE STATS


YEAR	G/S	UT	AT	TT	TFL-YD	SCK-YD
2018						
		Redshirt				
2019	4/0	0	0	0	0-0	0.0-0
2020	1/0	2	2	4	0.0-0	0.0-0
TOTAL	5/0	2	2	4	0.0-0	0.0-0

CAREER MISCELLANEOUS STATS

YEAR	FF	FR	PBU	INT	QBH	BLK
2018						
	Redshirt					
2019	0	0	0	0	0	0
2020	0	0	0	0	0	0
TOTAL	0	0	0	0	0	0

CAREER HIGHS

Tackles	4 at Ohio State (2020)
TFLs	none
Sacks	none
Breakups	none



BEN STILLE #95

6-5 | 295 | SR. | DL
ASHLAND, NEB.

CAREER HONORS

- Campbell Trophy Semifinalist (2020)
- 2-Time Wuerffel Trophy Watch List
- 2-Time AFCA Good Works Team Nominee
- Big Ten Sportsmanship Award (2019)
- BTN All-Freshman Team (2017)
- Big Ten Freshman of the Week (2017 vs. Illinois)
- Academic All-District VII (2019)
- Big Ten Distinguished Scholar (2019)
- 3-Time Academic All-Big Ten
- 6-Time Nebraska Scholar-Athlete Honor Roll
- Sam Foltz Hero 27 Leadership Award (2019)
- 4-Time Brook Berringer Citizenship Team
- 4-Time Tom Osborne Citizenship Team

PERSONAL NOTES

- Earned his degree in nutrition and health sciences in December of 2019
- 2020 Campbell Trophy Semifinalist, a 2-time Wuerffel Trophy Watch List member and a two-time AFCA Good Works Team Nominee

CAREER NOTES

- 1st Husker freshman to lead NU in TFLs (10 in 2017) since the stat began being tracked in 1968
- 1st Husker freshman to lead NU in sacks (3.5 in 2017) since the stat became official in 1981

SEASON HIGHLIGHTS

- Had three tackles and a half TFL at Ohio State

GAME-BY-GAME

OPPONENT	UT-AT-TT	TFL-YD	SACK-YD
at Ohio St.	2-1-3	0.5-0	0.0-0
at Northwestern			
Penn St.			
Illinois			
at Iowa			
at Purdue			
Minnesota			

CAREER TACKLE STATS

YEAR	G/S	UT	AT	TT	TFL-YD	SCK-YD
2016		Redshirt				
2017	9/1	12	12	24	10-38	3.5-27
2018	12/11	10	15	25	5-28	5.0-28
2019	12/2	13	18	31	8-38	3.0-20
2020	1/1	2	1	3	0.5-0	0.0-0
TOTAL	34/15	37	46	83	23.5-104	11.5-75

CAREER MISCELLANEOUS STATS

YEAR	FF	FR	PBU	INT	QBH	BLK
2016	Redshirt					
2017	1	0	1	0	1	0
2018	0	0	2	0	6	0
2019	0	0	1	0	5	0
2020	0	0	0	0	0	0
TOTAL	1	0	4	0	12	0

CAREER HIGHS

Tackles	5 vs. Northwestern (2019)
TFLs	3 at Illinois (2017)
Sacks	1.0 nine times
Breakups	2 vs. Bethune-Cookman (2018)



JACK STOLL #86

6-4 | 260 | SR. | TE
LONE TREE, COLO.

CAREER HONORS

- 3-Time Mackey Award Watch List
- Big Ten Distinguished Scholar (2020)
- 3-Time Academic All-Big Ten
- 7-Time Nebraska Scholar-Athlete Honor Roll
- 4-Time Brook Berringer Citizenship Team
- 4-Time Tom Osborne Citizenship Team

PERSONAL NOTES

- Earned his degree in marketing in May of 2020

CAREER NOTES

- Has started 25 consecutive games at tight end

SEASON HIGHLIGHTS

- Made two catches for 24 yards at Ohio State before leaving the game in the first half with an injury

GAME-BY-GAME

OPPONENT	REC.	YDS	TD	LONG
at Ohio St.	2	24	0	15
at Northwestern				
Penn St.				
Illinois				
at Iowa				
at Purdue				
Minnesota				

CAREER RECEIVING STATS

YEAR	G/S	REC.	YDS	Y/R	Y/G	TD
2016	Redshirt					
2017	12/1	8	89	11.1	7.4	2
2018	12/12	21	245	11.7	20.4	3
2019	12/12	25	234	9.4	19.5	1
2020	1/1	2	24	12.0	24.0	0
TOTAL	37/26	56	592	10.6	16.0	6

KICKOFF RETURNS: 2 ret., 16 yds, 0 TD

CAREER HIGHS

Receptions	4 four times
Receiving Yards	66 vs. South Alabama (2019)
Receiving Touchdowns	1 six times
Long Reception	42 vs. South Alabama (2019)



CALEB TANNOR #2

6-2 | 220 | JR. | OLB
STONE RIDGE, GA.

CAREER HONORS

- Nebraska Scholar-Athlete Honor Roll (Spring 2019)
- Brook Berringer Citizenship Team (2019)
- Tom Osborne Citizenship Team (2019)

SEASON HIGHLIGHTS

- Totaled four tackles at Ohio State - one shy of his career high - and tied his career high with 1.0 sack

GAME-BY-GAME

OPPONENT	UT-AT-TT	TFL-YD	SACK-YD
at Ohio St.	2-2-4	1.0-7	1.0-7
at Northwestern			
Penn St.			
Illinois			
at Iowa			
at Purdue			
Minnesota			

CAREER TACKLE STATS

YEAR	G/S	UT	AT	TT	TFL-YD	SCK-YD
2018	12/0	6	4	10	1-7	1.0-7
2019	12/5	9	8	17	4-15	2.5-14
2020	1/0	2	2	4	1.0-7	1.0-7
TOTAL	25/5	17	14	31	6.0-29	4.5-28

CAREER MISCELLANEOUS STATS

YEAR	FF	FR	PBU	INT	QBH	BLK
2018	0	0	0	0	0	0
2019	0	0	1	0	0	0
2020	0	0	0	0	0	0
TOTAL	0	0	1	0	0	0

CAREER HIGHS

Tackles	5 vs. Northwestern (2019)
TFLs	2 vs. Northwestern (2019)
Sacks	1.0 three times
Breakups	1 at Illinois (2019)



CAM TAYLOR-BRITT #5
 6-0 | 215 | JR. | CB
 MONTGOMERY, ALA.

CAREER HONORS

- Honorable-Mention All-Big Ten (2019)
- Nebraska Boyd Epley Lifter of the Year (2019)
- Nebraska Scholar-Athlete Honor Roll (Spring 2020)
- Brook Berringer Citizenship Team (2019)
- Tom Osborne Citizenship Team (2019)

CAREER NOTES

- Ranked 3rd nationally with four forced fumbles in 2019, the most by any Husker since 1999

SEASON HIGHLIGHTS

- Made his fourth career start at cornerback at Ohio State and had five tackles before being disqualified in the second half due to targeting
- Will miss the first half of the Northwestern game due to his targeting disqualification at Ohio State

GAME-BY-GAME

OPPONENT	UT-AT-TT	TFL-YD	PBU	INT
at Ohio St.	3-2-5	0.0-0	0	0
at Northwestern				
Penn St.				
Illinois				
at Iowa				
at Purdue				
Minnesota				

CAREER TACKLE STATS

YEAR	G/S	UT	AT	TT	TFL-YD	SCK-YD
2018	11/0	9	3	12	0-0	0.0-0
2019	10/9	29	20	49	4-20	1.5-15
2020	1/1	3	2	5	0.0-0	0.0-0
TOTAL	22/10	41	25	66	4.0-20	1.5-15

CAREER MISCELLANEOUS STATS

YEAR	FF	FR	PBU	INT	QBH	BLK
2018	0	1	3	0	0	0
2019	4	1	3	3	0	0
2020	0	0	0	0	0	0
TOTAL	4	2	6	3	0	0

CAREER HIGHS

Tackles	7 vs. Ohio St. (2019)
TFLs	2 vs. South Alabama (2019)
Sacks	1.0 vs. South Alabama (2019)
Breakups	1 six times
Interceptions	1 three times
Interception Returns for TD	1 vs. Iowa (2019)



RONALD THOMPKINS #25
 5-11 | 195 | R-FR. | RB
 LOGANVILLE, GA.

PERSONAL NOTES

- Has overcome two torn ACL injuries, both suffered in high school
- His Husker debut at Ohio State marked his first game in 791 days

SEASON HIGHLIGHTS

- Had four carries for 22 yards at Ohio State and added a 10-yard reception

GAME-BY-GAME

OPPONENT	ATT.	YDS	TD	LONG
at Ohio St.	4	22	0	9
at Northwestern				
Penn St.				
Illinois				
at Iowa				
at Purdue				
Minnesota				

CAREER RUSHING STATS

YEAR	G/S	ATT.	NET	Y/A	Y/G	TD
2019						
2020	1/0	4	22	5.5	22.0	0
TOTAL	1/0	4	22	5.5	22.0	0

RECEIVING: 1 rec., 10 yards, 0 TDs

CAREER HIGHS

Rushing Attempts	4 at Ohio St. (2020)
Rushing Yards	22 at Ohio St. (2020)
Rushing Touchdowns	none
Long Rush	9 at Ohio St. (2020)
Receptions	1 at Ohio St. (2020)
Receiving Yards	10 at Ohio St. (2020)
Receiving Touchdowns	none
Long Reception	10 at Ohio St. (2020)



KADE WARNER #81
 6-1 | 210 | JR. | WR
 SCOTTSDALE, ARIZ.

CAREER HONORS

- Team Captain (2020)
- 2-Time Academic All-Big Ten
- 2-Time Nebraska Scholar-Athlete Honor Roll
- 2-Time Brook Berringer Citizenship Team
- 2-Time Tom Osborne Citizenship Team

PERSONAL NOTES

- Is the son of Kurt Warner, a 2017 Pro Football Hall of Fame inductee, two-time NFL MVP and Super Bowl XXXIV MVP

PERSONAL NOTES

- Joined Nebraska as a walk-on but was placed on scholarship for the 2020 season

SEASON HIGHLIGHTS

- Made his 13th career start at Ohio State

GAME-BY-GAME


OPPONENT	REC.	YDS	TD	LONG
at Ohio St.	0	0	0	-
at Northwestern				
Penn St.				
Illinois				
at Iowa				
at Purdue				
Minnesota				

CAREER RECEIVING STATS

YEAR	G/S	REC.	YDS	Y/R	Y/G	TD
2017						
2018	9/7	17	95	5.6	10.6	0
2019	7/5	8	101	12.6	14.4	0
2020	1/1	0	0	0.0	0.0	0
TOTAL	17/13	25	196	7.8	11.5	0

CAREER HIGHS

Receptions	4 twice
Receiving Yards	38 at Minnesota (2019)
Receiving Touchdowns	none
Long Reception	26 at Minnesota (2019)



DEONTAI WILLIAMS #8

6-1 | 205 | SR. | S
JACKSONVILLE, FLA.

CAREER HONORS

- Nebraska Scholar-Athlete Honor Roll (Fall 2018)

CAREER NOTES

- Has missed nearly two full seasons in his career due to his career
- Played in only the first game of the year at Jones County Community College as a true freshman in 2016 and played in only the opener as a junior at Nebraska in 2019

PERSONAL NOTES

- Earned his degree in child, youth and family studies in December of 2019
- His father, Roosevelt, was a 3rd-round NFL Draft pick in 2002 and played two seasons in the NFL (2002 with Chicago and 2003 with Cleveland)

SEASON HIGHLIGHTS

- Made his return to the field at Ohio State and tied his career high with five tackles before being disqualified in the second half due to a targeting penalty
- Will miss the first half of the Northwestern game due to his targeting disqualification at Ohio State

GAME-BY-GAME

OPPONENT	UT-AT-TT	TFL-YD	PBU	INT
at Ohio St.	5-0-5	0.0-0	0	0
at Northwestern				
Penn St.				
Illinois				
at Iowa				
at Purdue				
Minnesota				

CAREER TACKLE STATS

YEAR	G/S	UT	AT	TT	TFL-YD	SCK-YD
2018	12/1	15	8	23	1-0	0.0-0
2019	1/1	2	0	2	0-0	0.0-0
2020	1/1	5	0	5	0.0-0	0.00
TOTAL	14/3	22	8	30	1.0-0	0.0-0

CAREER MISCELLANEOUS STATS

YEAR	FF	FR	PBU	INT	QBH	BLK
2018	2	1	2	2	0	0
2019	0	0	0	0	0	0
2020	0	0	0	0	0	0
TOTAL	2	1	2	2	0	0

CAREER HIGHS

Tackles	5 twice
TFLs	1 at Iowa (2018)
Sacks	none
Breakups	1 twice (both in 2018)
Interceptions	1 twice (both in 2018)



BOE WILSON #56

6-3 | 300 | SR. | OL
LEE'S SUMMIT, MO.

CAREER HONORS

- Honorable-Mention All-Big Ten (2018)
- 3-Time Academic All-Big Ten
- 6-Time Nebraska Scholar-Athlete Honor Roll

CAREER NOTES

- Has started 22 straight games (21 at right guard, 1 at left guard)

SEASON HIGHLIGHTS

- Started at left guard for the first time in his career at Ohio State

CAREER STATS

- **Games:** 37 (12 in 2017; 12 in 2018; 12 in 2019; 1 in 2020)
- **Starts:** 22 (9 in 2018; 12 in 2019; 1 in 2020)

2020 NEBRASKA SCHEDULE AND RESULTS

DATE	OPPONENT	RESULT	SCORE	RECORD	CONFERENCE	TIME	ATTEND.
Oct. 24	at No. 5 Ohio State	L	17-52	0-1	0-1	3:19	1,344

*Big Ten Conference game

SCORE BY QUARTERS

	1ST	2ND	3RD	4TH	OT	TOTAL
Nebraska	7	7	3	0	17	
Opponents	14	10	14	14	52	

TEAM STATISTICS

TEAM STATISTICS	NU	OPP
SCORING	17	52
Points Per Game	17.0	52.0
Points Off Turnovers	0	7
FIRST DOWNS	17	28
Rushing	11	13
Passing	6	12
Penalty	0	3
RUSHING YARDAGE	210	215
Yards gained rushing	231	241
Yards lost rushing	21	26
Rushing Attempts	36	48
Average Per Rush	5.8	4.5
Average Per Game	210.0	215.0
TDs Rushing	2	4
PASSING YARDAGE	160	276
Comp-Att-Int	16-20-0	20-21-0
Average Per Pass	8.0	13.1
Average Per Catch	10.0	13.8
Average Per Game	160.0	276.0
TDs Passing	0	2
TOTAL OFFENSE	370	491
Total Plays	56	69
Average Per Play	6.6	7.1
Average Per Game	370.0	491.0
KICK RETURNS: #-Yards	3-54	2-14
PUNT RETURNS: #-Yards	0-0	2-23
INT RETURNS: #-Yards	0-0	0-0
KICK RETURN AVERAGE	18.0	7.0
PUNT RETURN AVERAGE	0.0	11.5
INT RETURN AVERAGE	0.0	0.0
FUMBLES-LOST	3-2	2-1
PENALTIES-Yards	8-90	3-14
Average Per Game	90.0	14.0
PUNTS-Yards	5-223	2-98
Average Per Punt	44.6	49.0
Net punt average	40.0	49.0
KICKOFFS-Yards	4-227	9-456
Average Per Kick	56.8	50.7
Net kick average	47.0	41.9
TIME OF POSSESSION/Game	26:46	33:14
3RD-DOWN Conversions	4/10	8/13
3rd-Down Pct	40%	62%
4TH-DOWN Conversions	0/0	2/2
4th-Down Pct	0%	100%
SACKS BY-Yards	3-21	3-10
MISC YARDS	0	0
TOUCHDOWNS SCORED	2	7
FIELD GOALS-ATTEMPTS	1-1	1-1
ON-SIDE KICKS	0-0	0-0
RED-ZONE SCORES	(3-3) 100%	(6-6) 100%
RED-ZONE TOUCHDOWNS	(2-3) 67%	(5-6) 83%
PAT-ATTEMPTS	(2-2) 100%	(7-7) 100%
ATTENDANCE	0	1344
Games/Avg Per Game	0/0	1/1344
Neutral Site Games		0/0

INDIVIDUAL OFFENSIVE STATISTICS

RUSHING	G/GS	ATT	GAIN	LOSS	NET	AVG	TD	LONG	AVG/G
Martinez, Adrian	1/1	13	96	11	85	6.5	1	39	85.0
McCaffrey, Luke	1/0	9	84	4	80	8.9	0	47	80.0
Mills, Dedrick	1/1	9	29	4	25	2.8	1	8	25.0
Thompkins, Ronald	1/0	4	22	0	22	5.5	0	9	22.0
TEAM	1/0	1	0	2	-2	-2.0	0	0	-2.0
Total	1	36	231	21	210	5.8	2	47	210.0
Opponents	1	48	241	26	215	4.5	4	21	215.0

PASSING	G/GS	EFFIC	COMP-ATT-INT	PCT	YDS	TD	LNG	AVG/G
Martinez, Adrian	1/1	138.80	12-15-0	80.0	105	0	26	105.0
McCaffrey, Luke	1/0	172.40	4-5-0	80.0	55	0	21	55.0
Total	1	147.20	16-20-0	80.0	160	0	26	160.0
Opponents	1	237.07	20-21-0	95.2	276	2	42	276.0

RECEIVING	G/GS	NO.	YDS	AVG	TD	LONG	AVG/G
Robinson, Wan'Dale	1/1	6	49	8.2	0	21	49.0
Allen, Austin	1/0	2	30	15.0	0	26	30.0
Stoll, Jack	1/1	2	24	12.0	0	15	24.0
Johnson, Rahmir	1/0	1	17	17.0	0	17	17.0
Brown, Alante	1/0	1	16	16.0	0	16	16.0
Thompkins, Ronald	1/0	1	10	10.0	0	10	10.0
Falck, Levi	1/1	1	8	8.0	0	8	8.0
McCaffrey, Luke	1/0	1	5	5.0	0	5	5.0
Rafdal, Kurt	1/0	1	1	1.0	0	1	1.0
Total	1	16	160	10.0	0	26	160.0
Opponents	1	20	276	13.8	2	42	276.0

PUNT RETURNS	NO.	YDS	AVG	TD	LONG
None					
Total	0	0	0.0	0	0
Opponents	2	23	11.5	0	22

2020 INDIVIDUAL STATISTICS

INTERCEPTIONS	NO.	YDS	AVG	TD	LONG
None					
Total	0	0	0.0	0	0
Opponents	0	0	0.0	0	0

KICK RETURNS	NO.	YDS	AVG	TD	LONG
Johnson, Rahmir	3	54	18.0	0	22
Total	3	54	18.0	0	22
Opponents	2	14	7.0	0	10

FUMBLE RETURNS	NO.	YDS	AVG	TD	LONG
Domann, JoJo	1	0	0.0	0	0
Total	1	0	0.0	0	0
Opponents	1	55	55.0	1	55

FIELD GOALS	FGM-FGA	PCT	1-19	20-29	30-39	40-49	50-59	LG	BLK
Culp, Connor	1-1	100.0	0-0	1-1	0-0	0-0	0-0	22	0
Total	1-1	100.0	0-0	1-1	0-0	0-0	0-0	22	0
Opponents	1-1	100.0	0-0	0-0	1-1	0-0	0-0	34	0

FG SEQUENCE	NEBRASKA	OPPONENTS
Ohio State	(22)	(34)

Numbers in (parenthesis) indicate field goal was made

PUNTING	NO.	YDS	AVG	LONG	TB	FC	I20	50+	BLK
Przystup, Will	5	223	44.6	51	0	1	1	2	0
Total	5	223	44.6	51	0	1	1	2	0
Opponents	2	98	49.0	52	0	2	1	1	0

KICKOFFS	NO.	YDS	AVG	TB	OB	RET.	NET	YDLN
Culp, Connor	4	227	56.8	1	0			
Total	4	227	56.8	1	0	14	47.0	18
Opponents	9	456	50.7	1	0	54	41.9	23

SCORING	TD	FGs	PATs						DXP	Saf	Pts
			Kick	Rush	Rcv	Pass					
Mills, Dedrick	1	0-0	0-0	0-0	0	0-0	0	0	0	6	
Martinez, Adrian	1	0-0	0-0	0-0	0	0-0	0	0	0	6	
Culp, Connor	0	1-1	2-2	0-0	0	0-0	0	0	0	5	
Total	2	1-1	2-2	0-0	0	0-0	0	0	0	17	
Opponents	7	1-1	7-7	0-0	0	0-0	0	0	0	52	

TOTAL OFFENSE	G	PLAYS	RUSH	PASS	TOTAL	AVG/G
Martinez, Adrian	1	28	85	105	190	190.0
McCaffrey, Luke	1	14	80	55	135	135.0
Mills, Dedrick	1	9	25	0	25	25.0
Thompkins, Ronald	1	4	22	0	22	22.0
TEAM	1	1	-2	0	-2	-2.0
Total	1	56	210	160	370	370.0
Opponents	1	69	215	276	491	491.0

ALL PURPOSE	G	RUSH	REC	PR	KOR	IR	TOT	AVG/G
Martinez, Adrian	1	85	0	0	0	0	85	85.0
McCaffrey, Luke	1	80	5	0	0	0	85	85.0
Johnson, Rahmir	1	0	17	0	54	0	71	71.0
Robinson, Wan'Dale	1	0	49	0	0	0	49	49.0
Thompkins, Ronald	1	22	10	0	0	0	32	32.0
Allen, Austin	1	0	30	0	0	0	30	30.0
Mills, Dedrick	1	25	0	0	0	0	25	25.0
Stoll, Jack	1	0	24	0	0	0	24	24.0
Brown, Alante	1	0	16	0	0	0	16	16.0
Falck, Levi	1	0	8	0	0	0	8	8.0
Rafdal, Kurt	1	0	1	0	0	0	1	1.0
TEAM	1	-2	0	0	0	0	-2	-2.0
Total	1	210	160	0	54	0	424	424.0
Opponents	1	215	276	23	14	0	528	528.0

INDIVIDUAL OFFENSE GAME BY GAME

RUSHING	NO-YDS/TD	OSU	WIS	NW	PSU	ILL	IOWA	PUR	MINN	TBD
Martinez, Adrian QB	13-85/1	13-85/1								
McCaffrey, Luke QB	9-80/0	9-80/0								
Mills, Dedrick RB	9-25/1	9-25/1								
Thompkins, Ronald RB	4-22/0	4-22/0								
TEAM	1--2/0	1--2/0								

RECEIVING	NO-YDS/TD	OSU	WIS	NW	PSU	ILL	IOWA	PUR	MINN	TBD
Robinson, Wan'Dale WR	6-49/0	6-49/0								
Allen, Austin TE	2-30/0	2-30/0								
Stoll, Jack TE	2-24/0	2-24/0								
Johnson, Rahmir RB	1-17/0	1-17/0								
Brown, Alante WR	1-16/0	1-16/0								
Thompkins, Ronald RB	1-10/0	1-10/0								
Falck, Levi WR	1-8/0	1-8/0								
McCaffrey, Luke QB	1-5/0	1-5/0								
Rafdal, Kurt TE	1-1/0	1-1/0								

PASSING	ATT	COMP	INT	PCT	YARDS	TD	LONG	SACK	YDS	EFFIC
ADRIAN MARTINEZ										
Ohio State	15	12	0	80.0	105	0	26	2	6	138.8
TOTALS	15	12	0	80.0	105	0	26	2	6	138.8
LUKE MCCAFFREY										
Ohio State	5	4	0	80.0	55	0	21	1	4	172.4
TOTALS	5	4	0	80.0	55	0	21	1	4	172.4

PUNT RETURNS	NO-YDS/TD	OSU	WIS	NW	PSU	ILL	IOWA	PUR	MINN	TBD
None										

KICK RETURNS	NO-YDS/TD	OSU	WIS	NW	PSU	ILL	IOWA	PUR	MINN	TBD
Johnson, Rahmir	3-54	3-54								

DEFENSIVE STATISTICS

NAME	GP-GS	-----TACKLES-----			TFL-YDS	-SACKS-		---PASS DEF---		QBH	---FUMBLES---		BLKD	
		SOLO	AST	TOTAL		NO-YARDS	INT-YDS	BRUP	RCV-YDS		FF	KICK	SAF	
3 Honas, Will	1-1	6	1	7	2.0-14	2.0-14
31 Miller, Collin	1-1	3	4	7	1.5-3
9 Dismuke Marquel	1-1	5	2	7
13 Domann, JoJo	1-1	3	3	6	1-0
5 Taylor-Britt, Cam	1-1	3	2	5
8 Williams, Deontai	1-1	5	.	5
7A Bootle, Dicaprio	1-1	5	.	5	.	.	.	1
6 Newsome, Quinton	1-0	3	1	4	1	.	.	.
2 Tannor, Caleb	1-0	2	2	4	1.0-7	1.0-7
98 Rogers, Casey	1-0	2	2	4
95 Stille, Ben	1-1	2	1	3	0.5-0
99 Robinson, Ty	1-1	1	2	3	1.0-2
49 Payne, Pheldarius	1-0	.	2	2
4A Green, Keem	1-0	1	1	2
57 Piper, Ethan	1-0	1	.	1
41 Snodgrass, Garrett	1-0	.	1	1
42 Henrich, Nick	1-0	.	1	1
44 Nelson, Garrett	1-1	1	.	1
21 Pola-Gates, Noa	2-0	1	.	1
18 Farmer, Myles	1-0	.	1	1
93 Daniels, Damion	1-1	1	.	1
Total	1-0	45	26	71	6-26	3-21	.	1	.	1-0	1	.	.	.
Opponents	1-0	41	16	57	5.0-19	3-10	.	2	.	2-55	1	.	.	.

SPECIAL TEAMS TACKLES	UA-A/TOT	OSU	WIS	NW	PSU	ILL	IOWA	PUR	MINN	TBD
Honas, Will	1-0/1	1-0/1								
Pola-Gates, Noa	1-0/1	1-0/1								
Piper, Ethan	1-0/1	1-0/1								

INDIVIDUAL DEFENSE GAME BY GAME

PLAYER	UA-A	TOTAL	OSU	WIS	NW	PSU	ILL	IOWA	PUR	MINN	TBD
Honas, Will LB	6-1	7	6-1								
Dismuke, Marquel DB	5-2	7	5-2								
Miller, Collin LB	3-4	7	3-4								
Domann, JoJo LB	3-3	6	3-3								
Taylor-Britt, Cam CB	3-2	5	3-2								
Bootle, Dicaprio CB	5-0	5	5-0								
Williams, Deontai DB	5-0	5	5-0								
Rogers, Casey DL	2-2	4	2-2								
Newsome, Quinton CB	3-1	4	3-1								
Tannor, Caleb LB	2-2	4	2-2								
Robinson, Ty DL	1-2	3	1-2								
Stille, Ben DL	2-1	3	2-1								
Payne, Pheldarius DL	0-2	2	0-2								
Green, Keem DL	1-1	2	1-1								
Nelson, Garrett LB	1-0	1	1-0								
Henrich, Nick LB	0-1	1	0-1								
Snodgrass, Garrett LB	0-1	1	0-1								
Piper, Ethan OL	1-0	1	1-0								
Farmer, Myles DB	0-1	1	0-1								
Daniels, Damion DL	1-0	1	1-0								
Pola-Gates, Noa DB	1-0	1	1-0								

INDIVIDUAL DEFENSE GAME BY GAME

TACKLES FOR LOSS	UA-A	TOTAL	OSU	WIS	NW	PSU	ILL	IOWA	PUR	MINN	TBD
Honas, Will LB	2-0	2.0	2.0-14								
Miller, Collin LB	1-1	1.5	1.5-3								
Robinson, Ty DL	1-0	1.0	1.0-2								
Tannor, Caleb LB	1-0	1.0	1.0-7								
Stille, Ben DL	0-1	0.5	0.5-0								

SACKS	UA-A	TOTAL	OSU	WIS	NW	PSU	ILL	IOWA	PUR	MINN	TBD
Honas, Will LB	2-0	2.0	2.0-14								
Tannor, Caleb LB	1-0	1.0	1.0-7								

INT RETURNS	NO-YDS	OSU	WIS	NW	PSU	ILL	IOWA	PUR	MINN	TBD
None										

FORCED FUMBLES	NO	OSU	WIS	NW	PSU	ILL	IOWA	PUR	MINN	TBD
Newsome, Quinton	1	1								

FUMBLES RECOVERED	NO	OSU	WIS	NW	PSU	ILL	IOWA	PUR	MINN	TBD
Domann, JoJo	1	1								

FUMBLE RETURNS	NO-YDS	OSU	WIS	NW	PSU	ILL	IOWA	PUR	MINN	TBD
Domann, JoJo	1-0	1-0								

TEAM GAME BY GAME

DATE	OPPONENT	RUSHING				RECEIVING				PASSING				KICK RET.				PUNT RET.				TOTAL OFF.	
		NO.	YDS	TD	LG	NO.	YDS	TD	LG	CMP	ATT	INT	YDS	TD	LG	NO	YDS	TD	LG	NO	YDS		TD
Oct. 24	at Ohio State	36	210	2	47	16	160	0	26	16	20-0	0	26	3	54	0	22	0	0	0	0	0	370
	Totals	36	210	2	47	16	160	0	26	16-20-0	160	0	26	3	54	0	22	0	0	0	0	0	370
	Opponent	48	215	4	21	20	276	2	42	20-21-0	276	2	42	2	14	0	10	2	23	0	22	491	

DATE	OPPONENT	TACKLES				SACKS	FUMBLE		INT-YDS	QBH	PBU	BLKD KICK	KICKS-XPTS				PTS	
		SOL	AST	TOT	TFL-YDS		NO-YDS	FF					FR-YDS	ATT-MAD	RUN	RCV		SAF
Oct. 24	at Ohio State	45	26	71	6.0-26	3.0-21	1	1-0	0-0	0	1	0	2-2	0	0	0	0	17
	Totals	45	26	71	6.0-26	3.0-21	1	1-0	0-0	0	1	0	2-2	0	0	0	0	17
	Opponent	41	16	57	5.0-19	3.0-10	1	2-55	0-0	0	2	0	7-7	0	0	0	0	52

DATE	OPPONENT	PUNTING										FIELD GOALS			KICKOFFS			
		NO	YDS	AVG	LG	BLK	TB	FC	50+	I20	ATT-MADE	LG	BLKD	NO	YDS	AVG	TB	OB
Oct. 24	at Ohio State	5	223	44.6	51	0	0	1	2	1	1-1	22	0	4	227	56.8	1	0
	Totals	5	223	44.6	51	0	0	1	2	1	1-1	22	0	4	227	56.8	1	0
	Opponent	2	98	49.0	52	0	0	2	1	1	1-1	34	0	9	456	50.7	1	0

OPPONENT GAME BY GAME

DATE	OPPONENT	RUSHING				RECEIVING				PASSING				KICK RET.				PUNT RET.				TOTAL OFF.	
		NO.	YDS	TD	LG	NO.	YDS	TD	LG	CMP	ATT	INT	YDS	TD	LG	NO	YDS	TD	LG	NO	YDS		TD
Oct. 24	at Ohio State	48	215	4	21	20	276	2	42	20	21-0	276	2	42	2	14	0	10	2	23	0	22	491
	Opponent totals	48	215	4	21	20	276	2	42	20-21-0	276	2	42	2	14	0	10	2	23	0	22	491	
	Nebraska	36	210	2	47	16	160	0	26	16-20-0	160	0	26	3	54	0	22	0	0	0	0	370	

DATE	OPPONENT	TACKLES				SACKS	FUMBLE		INT-YDS	QBH	PBU	BLKD KICK	KICKS-XPTS				PTS	
		SOL	AST	TOT	TFL-YDS		NO-YDS	FF					FR-YDS	ATT-MAD	RUN	RCV		SAF
Oct. 24	at Ohio State	41	16	57	5.0-19	3.0-10	1	2-55	0-0	0	2	0	7-7	0	0	0	0	52
	Opponent totals	41	16	57	5.0-19	3.0-10	1	2-55	0-0	0	2	0	7-7	0	0	0	0	52
	Nebraska	45	26	71	6.0-26	3.0-21	1	1-0	0-0	0	1	0	2-2	0	0	0	0	17

DATE	OPPONENT	PUNTING										FIELD GOALS			KICKOFFS			
		NO	YDS	AVG	LG	BLK	TB	FC	50+	I20	ATT-MADE	LG	BLKD	NO	YDS	AVG	TB	OB
Oct. 24	at Ohio State	2	98	49.0	52	0	0	2	1	1	1-1	34	0	9	456	50.7	1	0
	Opponent totals	2	98	49.0	52	0	0	2	1	1	1-1	34	0	9	456	50.7	1	0
	Nebraska	5	223	44.6	51	0	0	1	2	1	1-1	22	0	4	227	56.8	1	0

TEAM COMPARISON

OPPONENT	SCORE	1ST DNS (RUN/PASS/PEN.)	RUSHING	PASSING	PASS YDS	TOTAL OFFENSE	RET YDS	T/O
at Ohio State	17-52	17/28 (11/13; 6/12; 0/3)	36-210/48-215	16-20-0/20-21-0	160/276	56-370/69-491	54/92	2/1
Totals	17-52	17/28 (11/13; 6/12; 0/3)	36-210/48-215	16-20-0/20-21-0	160/276	56-370/69-491	54/92	2/1

Note: Game totals are displayed in the format NEBRASKA/OPPONENT for each category

OPPONENT	3RD DOWN	4TH DOWN	TIME POSS	MARGIN	YDS/RUSH	YDS/PASS	YDS/PLAY	PUNTING	PENALTIES
at Ohio State	4-10/8-13	0-0/2-2	26:46/33:14	-6:28	6.0/4.6	8.0/13.1	6.7/7.2	5-44.6/2-49.0	8-90/3-14
Totals	4-10/8-13	0-0/2-2	26:46/33:14	-6:28	6.0/4.6	8.0/13.1	6.7/7.2	5-44.6/2-49.0	8-90/3-14

Note: Game totals are displayed in the format NEBRASKA/OPPONENT for each category

NEBRASKA RED ZONE CHART

NEBRASKA INSIDE OPPONENT RED-ZONE

DATE	OPPONENT	SCORE	TIMES IN RZ	TIMES SCORED	PTS	TOTAL TDS	RUSH TDS	PASS TDS	-----FGs----- MADE MISS	----- FAILED TO SCORE INSIDE RZ ----- DOWNS INT FUMB	HALF	GAME
* Oct. 24	at Ohio State	L, 17-52	3	3	17	2	2	0	1 0	0 0 0	0	0
	Totals		3	3	17	2	2	0	1 0	0 0 0	0	0
												3 of 3 (100.0%)

OPPONENT INSIDE NEBRASKA RED-ZONE

DATE	OPPONENT	SCORE	TIMES IN RZ	TIMES SCORED	PTS	TOTAL TDS	RUSH TDS	PASS TDS	-----FGs----- MADE MISS	----- FAILED TO SCORE INSIDE RZ ----- DOWNS INT FUMB	HALF	GAME
* Oct. 24	at Ohio State	L, 17-52	6	6	38	5	4	1	1 0	0 0 0	0	0
	Totals	6	6	38	5	4	1	1	0 0	0 0 0	0	0
												6 of 6 (100.0%)

NEBRASKA & OPPONENT LONG PLAYS & DRIVE INFORMATION

LONG SEASON PLAYS (20 OR MORE YARDS)

	[-----NEBRASKA-----]				[-----OPPONENT-----]			
	RUSH	PASS	RET	TOT	RUSH	PASS	RET	TOT
Ohio State	2	2	1	5	1	4	2	7
TOTALS	2	2	1	5	1	4	2	7

OPPONENT LONG PLAYS (7: 1 RUNS; 4 PASSES; 2 RETURNS)

YDS	OPPONENT	PLAY	RESULT
55	Ohio State	FR (Banks)	Touchdown
42	Ohio State	Pass (Fields-Wilson)	Touchdown
29	Ohio State	Pass (Fields-Olave)	1st-10
24	Ohio State	Pass (Fields-Wilson)	1st-10
22	Ohio State	Pass (Fields-Olave)	Fumble
22	Ohio State	PR (Wilson)	1st-10
21	Ohio State	Run (Miller)	1st-10

LONG DRIVE SUPERLATIVES

	NEBRASKA	OPPONENT
Most Yards (Result)	78 at Ohio State (TD)	78 at Ohio State (TD)
Most Plays (Result)	11 at Ohio State (TD)	11 at OSU (TD, TD)
Most Time (Result)	5:17 Ohio State (Downs)	5:05 at Ohio State (TD)

NEBRASKA LONG PLAYS (5; 2 RUNS; 2 PASSES; 1 RETURNS)

YDS	OPPONENT	PLAY	RESULT
47	Ohio State	Run (McCaffrey)	1st-Goal
39	Ohio State	Run (Martinez)	1st-10
26	Ohio State	Pass (Martinez-Allen)	1st-10
22	Ohio State	KOR (Johnson)	1st-10
21	Ohio State	Pass (McCaffrey-Robinson)	1st-10

GAME-OPENING DRIVES

OPPONENT	[-----NEBRASKA-----]			[-----OPPONENT-----]		
	PTS.	1ST DWN	YDS	PTS.	1ST DWN	YDS
at Ohio State	7	2	75	7	4	75

SECOND-HALF OPENING DRIVES

OPPONENT	[-----NEBRASKA-----]			[-----OPPONENT-----]		
	PTS.	1ST DWN	YDS	PTS.	1ST DWN	YDS
at Ohio State	0	2	30	7	4	75

NEBRASKA & OPPONENT SCORING DRIVES, MISCELLANEOUS STATS

SCORING DRIVES

GAME	SCORING DRIVES	[-----TIME-----]		[---PLAYS---		5 OR LESS	1 OR 0
		TOT	AVG.	TOT	AVG.		
at Ohio State	3	11:08	3:42	24	8.00	1	0
TOTAL	3	11:08	3:42	24	8.00	1	0
OPPONENTS	8	23:14	2:54	41	5.13	1	1

NEBRASKA POINTS OFF TURNOVERS

GAME	TOs GAINED	TD	FG-FGA	PTS.	(NU FUM./LOST, INT)
at Ohio State	1 (2/1 F/L, 0 INT)	0	0-0	0	2 (3/2 F/L, 0 INT)
Wisconsin					
at Northwestern					
Penn State					
Illinois					
at Iowa					
at Purdue					
Minnesota					
TBA					
TOTAL	1 (2/1 F/L, 0 INT)	0	0-0	0	2 (3/2 F/L, 0 INT)
OPPONENTS	2 (3/2 F/L, 0 INT)	1	0-0	7	1 (2/1 F/L, 0 INT)

PENALTY NUMBERS

NU PEN.-YDS.

OPP. PEN.-YDS

at Ohio State	8-90	3-14
Wisconsin		
at Northwestern		
Penn State		
Illinois		
at Iowa		
at Purdue		
Minnesota		
vs. TBA		
TOTALS (AVG/PENALTY)	8-90 (11.3)	3-14 (4.7)
AVG/GAME	8-90	3-14

STARTING FIELD POSITION*

GAME	NU AVG. START	OPP. AVG. START	NU DIFF.
	(yards/drives/in 20/past 50)	(yards/drives/in 20/past 50)	
at Ohio State	21.9 (263/12/3/0)	29.6 (296/10/3/2)	-7.7
Wisconsin			
at Northwestern			
Penn State			
Illinois			
at Iowa			
at Purdue			
Minnesota			
vs. TBA			

Totals 29.4 (4,658/159/29/24) 39.9 (4,843/162/34/20) -0.5

*does not include drives with time of 0:00 (i.e. defensive and special teams touchdowns, end of half turnovers, overtime, etc.)

NEBRASKA SCORING DRIVES

[---DRIVE---

OPPONENT	PLAYS	YDS	TIME	SCORE	QTR./TIME	PLAY
Ohio State	4	75	1:51	7-0	1st/13:09	Martinez 10-yd. run
Ohio State	11	78	5:17	14-14	2nd/8:24	Mills 3-yd. run
Ohio State	9	72	4:00	17-38	3rd/3:56	Culp 22-yd. FG

OPPONENT SCORING DRIVES

[---DRIVE---

OPPONENT	PLAYS	YDS	TIME	SCORE	QTR./TIME	PLAY
Ohio State	11	75	5:05	7-7	1st/8:04	Teague 1-yd. run
Ohio State	6	76	2:18	7-14	1st/4:02	Wilson 42-yd. pass from Fields
Ohio State	11	71	5:07	14-17	2nd/3:12	Haubiel 34-yd. FG
Ohio State	5	46	1:15	14-24	2nd/1:10	Teague 6-yd. run
Ohio State	8	75	3:36	14-31	3rd/11:24	Fields 17-yd run
Ohio State	0	0	0	14-38	3rd/8:02	Banks 55-yd. fumble return
Ohio State	7	42	3:18	17-45	4th/9:58	Smith-Njigba 5-yd. pass from Fields
Ohio State	6	40	2:34	17-52	4th/0:18	Miller 2-yd. run

INDIVIDUAL CAREER/SEASON SUPERLATIVES

SEASON AND CAREER, MOST PASSING YARDS			SEASON AND CAREER, LONGEST PASS	
PLAYER	2020	CAREER	2020	CAREER
Adrian Martinez	105 at Ohio State	384 vs. Wisconsin, 2018	26 at OSU (Allen)	75* 2x (at Wisc., 2018; at Colo., 2019)
Luke McCaffrey	55 at Ohio State	71 vs. Indiana, 2019	21 at OSU (Robinson)	39* vs. Iowa (Spielman)

*-Indicates touchdown pass

SEASON AND CAREER, MOST RECEIVING YARDS			SEASON AND CAREER, LONGEST CATCH	
PLAYER	2020	CAREER	2020	CAREER
Austin Allen	26 at Ohio State	41 at Ohio State, 2018	26 at Ohio State (Martinez)	41 at Ohio State, 2018 (Martinez)
Alante Brown	16 at Ohio State	same	16 at Ohio State (McCaffrey)	same
Levi Falck	8 at Ohio State	140# at K-State, 2019	8 at Ohio State (Martinez)	40# vs. SE Missouri State, 2018
Rahmir Johnson	17 at Ohio State	same	17 at Ohio State (McCaffrey)	same
Luke McCaffrey	5 at Ohio State	12 at Maryland, 2019	5 at Ohio State (Martinez)	12 at Maryland, 2019 (Martinez)
Dedrick Mills		34 vs. Iowa, 2019		20 at Colorado, 2019 (Martinez)
Kurt Rafdal	1 at Ohio State	26 vs. Troy, 2018	1 at Ohio State (McCaffrey)	26 vs. Troy, 2018 (Martinez)
Wan'Dale Robinson	49 at Ohio State	123 vs. Northwestern, 2019	21 at Ohio State (McCaffrey)	49 vs. Northwestern, 2019 (Martinez)
Jack Stoll	24 at Ohio State	66 vs. So. Alabama	15 at Ohio State (Martinez)	42 vs. S. Alabama, 2019 (Martinez)
Ronald Thompkins	10 at Ohio State	same	10 at Ohio State (Martinez)	same
Kade Warner		38 at Minnesota		26 at Minnesota, 2019 (Vedral)

*-Indicates touchdown scored #-at South Dakota St.

SEASON AND CAREER, MOST RUSHING YARDS			SEASON AND CAREER, LONGEST RUN	
PLAYER	2020	CAREER	2020	CAREER
Austin Allen		2 at Minnesota, 2019		2 at Minnesota, 2019
Brody Belt		29 at Minnesota, 2019		22 at Minnesota, 2019
Rahmir Johnson		55 at Maryland, 2019		13 at Maryland, 2019
Adrian Martinez	85 at Ohio State	125 vs. Minnesota, 2018	39 at Ohio State	56 vs. Ohio State, 2019
Luke McCaffrey	80 at Ohio State	83 at Maryland, 2019	47 at Ohio State	same
Dedrick Mills	25 at Ohio State	189 vs. Wisconsin, 2019	8 at Ohio State	61 vs. No. Illinois, 2019
Wan'Dale Robinson		89 at Illinois, 2019		42* vs. Northwestern, 2019
Ronald Thompkins	22 at Ohio State	same	9 at Ohio State	same
Kade Warner		4 vs. Illinois, 2018		4 vs. Illinois, 2018

*-Indicates touchdown scored ^-at Georgia Tech

SEASON AND CAREER, MOST TACKLES, TFLS AND SACKS						
PLAYER	TACKLES (2020)	CAREER	TFL (2020)	CAREER	SACKS (2020)	CAREER
Brody Belt		1 vs. So. Ala., '19. vs. Ind. '19		none		none
Dicaprio Bootle	5 at Ohio State	7 vs. Purdue, 2018		1 vs. Ohio State, 2017		none
Chris Cassidy		1 vs. No. Illinois, 2019		none		none
Braxton Clark		3 at Purdue, 2019		1 at Purdue, 2019		none
Damion Daniels	1 at Ohio State	4 vs. BCU, 2018		1 vs. BCU, 2018		none
Marquel Dismuke	7 at Ohio State	10 at Minnesota, 2019		1 vs. So. Ala., '19; at Minn., '19		none
JoJo Domann	6 at Ohio State	8 at Purdue, 2019		2 at Illinois, '19; vs. NW, '19		1.0 4x, last at Maryland, 2019
Myles Farmer	1 at Ohio State	1 vs. Ohio St, '19; at OSU, '20		none		none
Noa Pola-Gates	1 at Ohio State	same		none		none
Keem Green	2 at Ohio State	same		none		none
Nick Henrich	1 at Ohio State	same		none		none
Will Honas	7 at Ohio State	12 vs. Wisconsin, 2019	2.0 at Ohio State	2 at Illinois, '19; vs. OSU, '20	2.0 at Ohio State	same
Damian Jackson		2 at Purdue, 2019		none		same
Collin Miller	7 at Ohio State	10 at Minnesota, 2019	1.5 at Ohio State	same		1.0 at Maryland, 2019
Garrett Nelson	1 at Ohio State	5 vs. Wisconsin, 2019		2 at Minnesota		none
Quinton Newsome	5 at Ohio State	same		none		none
Simon Otte		2 at Maryland, 2019		none		none
Pheldarius Payne	2 at Ohio State	same		none		none
Ethan Piper	1 at Ohio State	same		none		none
Ben Stille		5 vs. Northwestern, 2019	0.5 at Ohio State	3 at Illinois, 2017		1.0 10x, last at Purdue, 2019
Luke Reimer		4 at Maryland, 2019		1 at Maryland, 2019		none
Ty Robinson	3 at Ohio State	same	1.0 at Ohio State	same		none
Casey Rogers	4 at Ohio State	same		none		none
Garrett Snodgrass	1 at Ohio State	same		none		none
Caleb Tannor		5 vs. Northwestern, 2019	1.0 at Ohio State	2 vs. Northwestern	1.0 at Ohio State	1.0 4x, last vs. Ohio St., 2020
Cam Taylor-Britt	5 at Ohio State	7 vs. Ohio State, 2019		2 vs. So. Alabama		1.0 vs. So. Alabama, 2019
Deontre Thomas		5 vs. No. Illinois, 2019		1 vs. So. Ala.; vs. Wis.		none
Chris Walker		1 vs. BCU, 2018		none		none
Deontai Williams	5 at Ohio State	5 at Wis, '18; at Ohio St., '20		1 at Iowa, 2018		none

NEBRASKA STATISTICAL HIGHS AND LOWS

NEBRASKA TOTALS	HIGHS	LOWS
Points Scored	17 at Ohio State	
First Downs	17 at Ohio State	
Rushing Attempts	36 at Ohio State	
Rushing Yards	210 at Ohio State	
Passes Attempted	20 at Ohio State	
Passes Completed	16 at Ohio State	
Had Intercepted	0 at Ohio State	
Passing Yards	160 at Ohio State	
Total Plays	56 at Ohio State	
Total Yards	370 at Ohio State	
Possession Time	26:46 at Ohio State	
Fumbles	3 at Ohio State	
Fumbles Lost	2 at Ohio State	
Turnovers	3 at Ohio State	
Turnover Margin	-1 at Ohio State	
Penalties	8 at Ohio State	
Yards Penalized	90 at Ohio State	
Sacks By-Yards Lost	3-21 at Ohio State	
Team Tackles for Loss-Yards	6-26 at Ohio State	

NEBRASKA INDIVIDUAL OFFENSIVE HIGHS

Most Rushing Attempts	13; Adrian Martinez at Ohio State
Most Net Rushing Yards	85; Adrian Martinez at Ohio State
Most Rushing TDs	1; Dedrick Mills at Ohio State; Adrian Martinez at Ohio State
Longest TD Run	10; Adrian Martinez at Ohio State
Longest Run, No TD	47; Luke McCaffrey at Ohio State
Most Pass Attempts	15; Adrian Martinez at Ohio State
Most Completed Passes	12; Adrian Martinez at Ohio State
Most Passing Yards	105; Adrian Martinez at Ohio State
Most Passing TDs	0;
Longest TD Pass	N/A
Longest Pass, No TD	26; Adrian Martinez to Austin Allen at Ohio State
Most Pass Receptions	6; Wan'Dale Robinson at Ohio State
Most Receiving Yards	49; Wan'Dale Robinson at Ohio State
Most TD Receptions	N/A;
Most Total Offense Attempts	24; Adrian Martinez at Ohio State (12 rush, 12 passes)
Most Total Offense Yards	182; Adrian Martinez at Ohio State (77 rush, 105 pass)
Most All-Purpose Attempts	12; Adrian Martinez at Ohio State (12 rushes)
Most All-Purpose Yards	92; Luke McCaffrey at Ohio State
Most Touchdowns Scored	1; Dedrick Mills at Ohio State; Adrian Martinez at Ohio State

NEBRASKA INDIVIDUAL SPECIAL TEAMS HIGHS

Most Field Goals Attempted	1; Connor Culp at Ohio State
Most Field Goals Made	1; Connor Culp at Ohio State
Longest Field Goal Made	22; Connor Culp at Ohio State
Longest Field Goal Attempted	22; Connor Culp at Ohio State
Longest Punt Return, TD	None
Longest Punt Return, No TD	None
Most Punt Return Yardage	None
Longest Kickoff Return, TD	None
Longest Kickoff Return, No TD	22; Rahmir Johnson at Ohio State
Longest Blocked Punt, TD	None
Longest Blocked Field Goal Return	None
Most Kickoff Return Yardage	52; Rahmir Johnson at Ohio State
Most Punts	5; Will Przystup at Ohio State (44.6 avg)
Highest Punting Average	44.6; Will Przystup (5 punts)
Longest Punt	51; Will Przystup at Ohio State
Most Blocked Field Goals	None
Most Blocked Punts	None
Most Blocked PAT	None

NEBRASKA INDIVIDUAL DEFENSIVE HIGHS

Most Total Tackles	7; Will Honas (6 solo); Marquel Dismuke (5 solo, 2 assists); Collin Miller (3 solo, 4 assists)
Most Solo Tackles	6; Will Honas at Ohio State (7 tackles)
Most Tackles for Loss	2.0; Will Honas at Ohio State (14 yards)
Most Yards Lost	14; Will Honas at Ohio State (2.0 TFL)
Most Quarterback Sacks	2.0; Will Honas at Ohio State (14 yards)
Most Yards Lost	14; Will Honas at Ohio State (2.0 sacks)
Most Pass Breakups	1; Dicaprio Bootle at Ohio State
Most Interceptions	None
Longest Interception TD Return	None
Longest Interception Return, No TD	None
Longest Fumble TD Return	None
Longest Fumble Return, No TD	0; JoJo Domann at Ohio State

OPPONENT STATISTICAL HIGHS AND LOWS

OPPONENT TOTALS	HIGHS	LOWS
Points Scored	52 at Ohio State	
First Downs	28 at Ohio State	
Rushing Attempts	48 at Ohio State	
Rushing Yards	215 at Ohio State	
Passes Attempted	21 at Ohio State	
Passes Completed	20 at Ohio State	
Had Intercepted	0 at Ohio State	
Passing Yards	276 at Ohio State	
Total Plays	69 at Ohio State	
Total Yards	491 at Ohio State	
Possession Time	33:14 at Ohio State	
Fumbles	2 at Ohio State	
Fumbles Lost	1 at Ohio State	
Turnovers	1 at Ohio State	
Turnover Margin	+1 at Ohio State	
Penalties	3 at Ohio State	
Yards Penalized	14 at Ohio State	
Sacks By-Yards Lost	3-10 at Ohio State	
Team Tackles for Loss-Yards	5-19 at Ohio State	

OPPONENT INDIVIDUAL HIGHS

Most Yards Rushing	54; Justin Fields (Ohio State)
Most Rushing Attempts	15; Justin Fields (Ohio State)
Most Yards Passing	276; Justin Fields (Ohio State)
Most Passing Attempts	21; Justin Fields (Ohio State)
Most Pass Completions	20; Justin Fields (Ohio State)
Most Pass Receptions	7; Garrett Wilson (Ohio State)
Most Yards Receiving	129; Garrett Wilson (Ohio State)

OPPONENT INDIVIDUAL LONGEST PLAYS

Rush	21; James Miller III (Ohio State)
Pass	42*; Josh Fields to Garrett Wilson (Ohio State)
Field Goal	34; Blake Haubeil (Ohio State)
Punt Return	22; Garrett Wilson (Ohio State)
Kickoff Return	10; Demario McCall (Ohio State)
Fumble Return	55*; Sezyn Banks (Ohio State)
Interception Return	None
Punt	52; Drue Crisman (Ohio State)

*-Indicates touchdown scored

NO. 5 OHIO STATE 52, NEBRASKA 17

SCORE BY QUARTERS	1	2	3	4	OT	FINAL
Nebraska	7	7	3	0		17
No. 5 Ohio State	14	10	14	14		52

SCORING SUMMARY

QTR	TEAM	TIME	SCORE
1st	NEB	13:09	Martinez 10 yd run (Culp kick)
1st	OSU	08:04	Teague 1 yd run (Haubeil kick)
1st	OSU	04:02	Wilson 42 yd pass from Fields (Haubeil kick)
2nd	NEB	08:24	Mills 3 yd run (Culp kick)
2nd	OSU	03:12	Haubeil 34 yd field goal
2nd	OSU	01:10	Teague 6 yd run (Haubeil kick)
3rd	OSU	11:24	Fields 17 yd run (Haubeil kick)
3rd	OSU	08:02	Banks 55 yd fumble recovery (Haubeil kick)
3rd	NEB	03:56	Culp 22 yd field goal
4th	OSU	09:58	Smith-Njigba 5 yd pass from Fields (Haubeil kick)
4th	OSU	00:18	Miller 2 yd run (Haubeil kick)

Columbus, Ohio (Oct. 24) - Adrian Martinez and Luke McCaffrey combined for 165 rushing yards, but Nebraska was unable to keep pace in a 52-17 loss to fifth-ranked Ohio State.

Nebraska generated 370 yards of total offense, including 210 rushing yards and 160 passing yards, as McCaffrey tallied 80 yards on nine carries, including a 47-burst on Nebraska's opening drive. His run set up a 10-yard touchdown trot for Martinez to cap a four-play, 75-yard drive to give NU an early lead. Martinez finished with a team-high 85 rushing yards on 13 carries for the Big Red. Martinez added an efficient passing day by completing 12-of-15 passes for 105 yards, while McCaffrey completed 4-of-5 passes for 55 yards.

While Nebraska's quarterbacks combined to complete 16-of-20 passes, Ohio State's Justin Fields was even more efficient, completing 20-of-21 passes for 276 yards and two TDs. Fields added 15 carries for 54 yards and another score as OSU amassed 498 total yards.

After Nebraska took a quick 7-0 lead, Fields pushed the Buckeyes down the field for an 11-play, 75-yard drive in 5:05 to tie the score. After the Buckeyes got a stop on Nebraska's next drive, Fields found Garrett Wilson for a 42-yard touchdown pass with 4:02 left in the opening quarter. NU tied the score at 14 midway through the second quarter on Dedrick Mills' three-yard touchdown run. Ohio State answered with an 11-play drive of its own that covered 71 yards, but Nebraska held and forced a 34-yard Blake Haubeil field goal with 3:12 left in the half. NU struggled on its next possession, and OSU took advantage, going 46 yards in just five plays capped by a Master Teague III six-yard run to put the Buckeyes ahead 24-14. OSU extended its lead on the opening series of the second half, as Fields' 17-yard run put the Buckeyes ahead 31-14.

The three consecutive scores by Ohio State in just 6:48 of game time put Nebraska in a must-score position on its opening drive of the second half, and the Huskers started marching. However, on the sixth play of Nebraska's drive, Martinez fumbled at the OSU 45, and Sevyn Banks scooped up the ball and raced 55 yards for a touchdown to give Ohio State a 38-14 lead. Nebraska ended Ohio State's surge with a 22-yard Connor Culp field goal with 3:56 left in the period to send the Huskers to the fourth trailing 38-17. OSU added a pair of fourth-quarter touchdowns to complete the scoring.

TEAM STATISTICS

	NEB	OSU
FIRST DOWNS	17	28
RUSHES-YARDS (NET)	36-210	48-215
PASSING YDS (NET)	160	276
Passes Att-Comp-Int	20-16-0	21-20-0
TOTAL OFFENSE PLAYS-YARDS	56-370	69-491
Fumble Returns-Yards	1-0	1-55
Punt Returns-Yards	0-0	2-23
Kickoff Returns-Yards	3-54	2-14
Interception Returns-Yards	0-0	0-0
Punts (Number-Avg)	5-44.6	2-49.0
Fumbles-Lost	3-2	2-1
Penalties-Yards	8-90	3-14
Possession Time	26:46	33:14
Third-Down Conversions	4 of 10	8 of 13
Fourth-Down Conversions	0 of 0	2 of 2
Red-Zone Scores-Chances	3-3	6-6
Sacks By: Number-Yards	3-21	3-10

RUSHING: OSU-Fields, Justin 15-54; Sermon, Trey 11-48; Teague III, Master 12-41; Chambers, Steele 4-32; Miller III, Jack 2-23; Johnson, Xavier 4-17. **NEB-** Martinez, Adrian 13-85; McCaffrey, Luke 9-80; Mills, Dedrick 9-25; Thompkins, Ronald 4-22; TEAM 1--2

PASSING: OSU-Fields, Justin 20-21-0-276-2 **NEB-**Martinez, Adrian 12-15-0-105-0; McCaffrey, Luke 4-5-0-55-0

RECEIVING: OSU-Wilson, Garrett 7-129; Olave, Chris 6-104; Smith-Njigba, Jaxson 2-5; Fleming, Julian 1-13; Williams, Jameson 1-7; Sermon, Trey 1-7; Ruckert, Jeremy 1-6; Farrell, Luke 1-5. **NEB-**Robinson, Wan'Dale 6-49; Allen, Austin 2-30; Stoll, Jack 2-24; Johnson, Rahmir 1-17; Brown, Alante 1-16; Thompkins, Ronald 1-10; Falck, Levi 1-8; McCaffrey, Luke 1-5; Rafald, Kurt 1-1

INTERCEPTIONS: OSU-None. **NEB-**None

FUMBLES: COLO-TEAM 1-0; Olave, Chris 1-1; **NEB-**Adrian Martinez 1-1; McCaffrey 1-1; TEAM 1-0

TACKLES: OSU-Werner, Pete 6-1. **NEB-**Honas, Will 6-1; Dismuke, Marquel 5-2; Miller, Collin 3-4