

NEBRASKA

2020 FOOTBALL GAME NOTES



NEBRASKA (1-2) vs. ILLINOIS (1-3)

SATURDAY, NOV. 21, 2020 • 11 A.M. CT • LINCOLN, NEB.
MEMORIAL STADIUM • SURFACE: FIELDTURF



Nebraska plays the second of three 2020 home games on Saturday, as the Huskers remain home to take on Big Ten West Division foe Illinois at Memorial Stadium. Saturday's game will kick off shortly after 11 a.m. with the game televised nationally on FS1.

Nebraska comes into the game with a 1-2 record following a hard-fought 30-23 victory over Penn State on Saturday in Lincoln. The Huskers took a 27-6 lead into halftime after an inspired effort in the first 30 minutes, including two defensive takeaways. Nebraska then held on with two defensive stops inside the 15 in the final five minutes to secure its first victory of the 2020 season. Redshirt freshman quarterback Luke McCaffrey made his first career start in the win and accounted for 219 yards of total offense.

Illinois comes to Lincoln with a 1-3 record, following a 23-20 victory at Rutgers on Saturday afternoon. The Illini rolled up 341 rushing yards in the victory and dominated the second half, posting better than 300 yards of total offense after intermission. The Fighting Illini victory came after they had previously dropped games against Big Ten West teams Wisconsin, Purdue and Minnesota to open the season.

The Fighting Illini are guided by Lovie Smith, who is in his fifth season as the head coach. Smith previously spent 11 seasons as a head coach in the National Football League.

Nebraska carries a four-game win streak in the series into Saturday's matchup. The last two meetings have been high-scoring affairs with the teams combining for 89 points in a 2018 matchup in Lincoln and 80 points in a Husker come-from-behind win a year ago in Champaign.

THIS WEEK'S NUMBERS

6

Nebraska's offense featured six freshmen or sophomore starters in last week's victory over Penn State. The Huskers started a true freshman, three redshirt freshmen and a pair of sophomores on offense.

10

Seniors Marquel Dismuke (15), Will Honas (13), JoJo Domann (12) and Collin Miller (10) each had at least 10 tackles vs. Penn State. That marked the first time four Huskers recorded double-figure tackles in the same game since Oct. 20, 2007 vs. Texas A&M.

640

Nebraska has averaged 640.0 yards of total offense in two victories over Illinois under Coach Scott Frost. The Huskers gained 674 yards of offense last season and 606 yards in a 2018 win in Lincoln. The Huskers averaged 48.0 points per game in the two games.

2020 NEBRASKA FOOTBALL SCHEDULE

Oct. 24	@ #5 Ohio State*	FOX	L, 52-17	Nebraska picks up 210 yards on ground
Oct. 31	#9 Wisconsin*	FS1	Canceled	Home opener canceled for 2nd time in 3 years
Nov. 7	@ Northwestern*	BTN	L, 21-13	Huskers struggle in red zone in close loss
Nov. 14	Penn State*	FS1	W, 30-23	NU D holds PSU to 1 TD in 6 red zone trips
Nov. 21	Illinois*	FS1	11 a.m.	NU 9-1 vs. Illinois at home (lone loss in 1924)
Nov. 27	@ Iowa*	FOX	Noon	NU's 31st straight Black Friday game
Dec. 5	@ Purdue*	TBA	TBA	1st regular-season December game since 1992
Dec. 12	Minnesota*	TBA	TBA	Latest home game in Nebraska history
Dec. 19	TBA	TBA	TBA	Big Ten East opponent TBA

All times Central; Home games in **bold**; *Big Ten Conference game

NEBRASKA

- **2020 Record:** 1-2
- **Last Game:** vs. Penn State (W, 30-23)
- **Streak:** Won 1
- **AP Rank:** Not Ranked
- **Coaches Rank:** Not Ranked
- **Head Coach:** Scott Frost
- **Nebraska Record:** 10-17 (3rd year)
- **Career Record:** 29-24 (5th year)
- **Record vs. Illinois:** 2-0

ILLINOIS

- **2020 Record:** 1-3
- **Last Game:** at Rutgers (W, 23-20)
- **Streak:** Won 1
- **AP Rank:** Not Ranked
- **Coaches Rank:** Not Ranked
- **Head Coach:** Lovie Smith
- **Illinois Record:** 16-37 (5th year)
- **College Career Record:** same
- **Record vs. Nebraska:** 0-4

SERIES HISTORY

- **All-Time Series:** Nebraska leads, 13-3-1
- **As Big Ten Foes:** Nebraska leads, 6-1
- **In Lincoln:** Nebraska leads, 9-1
- **Last Game:** Nebraska 42-38 (9/21/2019)
- **Win Streak:** Nebraska, 4 games

TV INFORMATION



- **Play-by-Play:** Brian Custer
- **Analyst:** Robert Smith
- **Fox Sports App**

RADIO INFORMATION



- **Play-by-Play:** Greg Sharpe
- **Analysis:** Matt Davison
- **Sidelines:** Ben McLaughlin
- **XM Simulcast:** 195
- **Sirius Simulcast:** 133
- **Huskers.com & App**
- **TuneIn.com & App**

NEBRASKA VS. ILLINOIS AS BIG TEN OPPONENTS

DATE	SITE	NEB RANK	ILL RANK	RESULT	SCORE
10/5/2013	Lincoln	NR	NR	Win	39-19
9/27/2014	Lincoln	21	NR	Win	45-14
10/3/2015	Champaign	NR	NR	Loss	13-14
10/1/2016	Lincoln	15	NR	Won	31-16
9/29/2017	Champaign	NR	NR	Won	28-6
11/10/2018	Lincoln	NR	NR	Won	54-35
9/21/2019	Champaign	NR	NR	Won	42-38

SERIES HISTORY: NEBRASKA VS. ILLINOIS

Nebraska leads the all-time series with Illinois, 13-3-1. The Huskers are 6-1 against the Illini since joining the Big Ten Conference in 2011.

- Nebraska has won the past four meetings with Illinois, including 2016 and 2018 victories at Memorial Stadium. The four-game win streak is the longest for Nebraska against any Big Ten opponent.
- Nebraska posted a 54-35 victory over Illinois in 2018. The 54 points ties for the most Nebraska has scored in a conference game in its 10 years in the Big Ten.
- Nebraska and Illinois are scheduled to open the season against each other in both 2021 and 2025. The schools are set to meet in Dublin, Ireland, in Week Zero in 2021, and open the 2025 campaign with a matchup in Champaign.
- Before joining the Big Ten, Nebraska and Illinois last met in a home-and-home series in 1985 and 1986, with the Huskers winning both of those matchups.

BIG RED OFFENSE HAS PUT UP BIG NUMBERS VS. ILLINOIS

Nebraska and Illinois are meeting for the eighth consecutive season and for the eighth time overall as Big Ten Conference opponents. During the first seven meetings, the Husker offense has found success against the Illini, especially the past two seasons under Scott Frost.

- Last season, Nebraska totaled 674 yards against Illinois which is the Huskers' highest offensive output ever in a Big Ten Conference game. NU threw for 327 yards and rushed for 362 in last year's meeting, which marked only the second time in program history - and the only time in a conference game - that Nebraska has totaled 300 yards passing and rushing in the same game.
- In Frost's first meeting against the Illini in 2018, Nebraska scored 54 points, to match the Huskers' highest point total in a Big Ten Conference game. Nebraska accumulated 606 yards of total offense in the 2018 meeting.
- Nebraska has played 79 Big Ten Conference games. The Huskers have amassed 600 yards of offense four times in those 79, with three of those efforts coming against Illinois (2014, 2018, 2019).
- The Huskers have been particularly strong in the running game against Illinois. In the seven meetings between the programs as Big Ten Conference foes, Nebraska has averaged 287 rushing yards per game. Nebraska has produced seven 100-yard rushing performances in the seven Big Ten games with Illinois, including a pair of 200-yard efforts in back-to-back seasons by Ameer Abdullah in 2013 and 2014.
- The offense has been even stronger at Memorial Stadium. The teams have played four games in Lincoln since Nebraska joined the Big Ten, and the Huskers have averaged 42 points, 328 rushing yards and 544 yards of offense in those four contests.

HUSKER OFFENSE VS. ILLINOIS IN THE BIG TEN ERA

YEAR	SITE	RUSH YDS	PASS YDS	TOTAL YDS	POINTS
2019	Road	346	328	674	42
2018	Home	316	290	606	54
2017	Road	165	246	411	28
2016	Home	203	220	423	31
2015	Road	187	105	292	13
2014	Home	458	166	624	45
2013	Home	335	186	521	39
Overall Average		287.1	220.1	507.3	36.0
Home Games Average		328.0	215.5	543.5	42.3

BIG TEN STANDINGS



WEST DIVISION

Place	Team	Big Ten
1.	Northwestern	4-0
2.	Wisconsin	2-0
3.	Purdue	2-1
4.	Iowa	2-2
5.	Nebraska	1-2
6.	Minnesota	1-3
	Illinois	1-3

EAST DIVISION

Place	Team	Big Ten
1.	Indiana	4-0
2.	Ohio State	3-0
3.	Maryland	2-1
4.	Michigan State	1-3
	Michigan	1-3
	Rutgers	1-3
7.	Penn State	0-4

PLAYER OF THE WEEK NOMINEES

OPP.	OFF.	DEF.	SPEC.	FROSH
OSU	--	--	--	--
WIS		Canceled		
NW	--	--	--	--
PSU	--	Domann	Taylor-Britt	McCaffrey
ILL				
IOWA				
PUR				
MINN				
TBA				

Bold indicates winner

2020 HUSKER HONORS

DAMIAN JACKSON, JR., OLB

- Armed Forces Merit Award Watch List

ADRIAN MARTINEZ, JR., QB

- Maxwell Award Watch List
- Walter Camp Award Watch List

DEDRICK MILLS, SR., RB

- Doak Walker Award Watch List

WAN'DALE ROBINSON, SO., WR

- Paul Hornung Award Watch List

BEN STILLE, SR., DL

- William V. Campbell Trophy Semifinalist
- AFCA Good Works Team Nominee
- Wuerffel Trophy Nominee

JACK STOLL, SR., TE

- Mackey Award Watch List

LAST TIME OUT

NEBRASKA 30, PENN STATE 23

Team Stats	PSU	NU
First Downs	30	17
Rushes-Yards	52-245	39-146
Passes	19-39-1	13-21-1
Passing Yards	256	152
Total Offense	501	298
3rd Downs	8-of-17	4-of-12
Turnovers	2	1
Penalties	4-50	5-39
Time of Possession	36:24	23:36

NU Rushing Leaders

Luke McCaffrey—13 carries, 67 yards, TD
Wan'Dale Robinson—16 carries, 60 yards

NU Passing Leader

Luke McCaffrey—13-21-1, 152 yards, TD

NU Receiving Leaders

Zavier Betts—2 receptions, 54 yards, TD
Austin Allen—3 receptions, 39 yards

NU Defensive Leaders

Marquel Dismuke—15 tackles, TFL, PBU
Will Honas—13 tackles, TFL, QB hurry
JoJo Domann—4 UT, 8 AT, 12 TT, 2 TFL
Cam Taylor-Britt—4 UT, INT-55 yard return, PBU
Deontai Williams—3 UT, Sack, FF, 26-yard TD return

NU Special Teams Leader

Connor Culp—3-3 FG, 3-3 PAT

NOTING GAME 3

- Senior safety **Deontai Williams** had a sack and 26-yard fumble return for a touchdown to give NU a 24-3 lead in the second quarter. Williams' fumble return for a touchdown is Nebraska's first fumble return for a touchdown since Alex Davis recovered a fumble in the end zone vs. South Alabama in 2019.
- Junior cornerback **Cam Taylor-Britt** had a first-quarter interception he returned 55 yards to the PSU 15. It was Taylor-Britt's first interception of 2020 and the fourth of his career (3 in 2019). The INT set up a 22-yard field goal to give NU a 10-0 lead.
- True freshman receiver **Zavier Betts** caught a 45-yard touchdown pass in the second quarter to give Nebraska a 17-3 lead. The touchdown was the first of Betts' Nebraska career and came on his third career reception.
- Nebraska scored 10 points off turnovers, after also scoring 10 points off turnovers at Northwestern. This marks the first time Nebraska has scored 10+ points off turnovers in consecutive games since back-to-back games against Ohio State and Illinois in 2018.
- Senior safety **Marquel Dismuke** had a career-high 15 tackles, bettering his 10-tackle effort against Minnesota in 2019. Dismuke also tallied a TFL and one pass breakup.
- Senior linebacker **JoJo Domann** had a career-high 12 tackles, bettering his previous high of eight tackles at Purdue in 2019.
- Senior linebacker **Will Honas** had a career-high 13 tackles, bettering his previous high of 12.
- Senior place-kicker **Connor Culp** connected on field goals of 22, 25 and 30 yards. He also made two field goals at Northwestern, marking the first time a Husker kicker has made multiple field goals in consecutive games since Barret Pickering did so in the final two games of the 2018 season.

- Individually, **Adrian Martinez** has put up gaudy statistics against Illinois. In two career starts, Martinez has completed 46-of-68 (.676) passes for 618 yards and six touchdowns, while rushing 31 times for 173 yards and one score. In the past two seasons, Martinez has accounted for 791 yards of total offense himself, nearly matching Illinois' team output (808 yards). Martinez had a career-high 445 yards of total offense in the 2019 matchup, the third-highest total in Husker history. Martinez threw for 327 yards and rushed for 118 yards to post just the second 300-yard passing and 100-yard rushing game in program history.
- The offensive success against Illinois goes back even further, as Nebraska put up 111 points, 1,099 total yards and 926 rushing yards in the last two non-conference matchups between the two programs in 1985 and 1986. The Huskers had more than 450 yards rushing, 540 total yards and scored over 50 points in each of those two meetings.

NEBRASKA'S BIG TEN SCHOOL RECORDS VS. ILLINOIS

- **Points:** 54 (2018)
- **Total Yards:** 674 (2019)
- **Rushing Yards:** 458 (2014)
- **Individual Rushing Yards:** 225 (Ameer Abdullah, 2013)
- **Individual Total Offense:** 445 (Adrian Martinez, 2019)

FROST IN THIRD SEASON LEADING HUSKERS

Scott Frost is in his third season at Nebraska in 2020. The consensus 2017 national coach of the year, Frost boasts a 29-24 career record in five seasons as a collegiate head coach.

- Frost is 10-17 at Nebraska, with 10 losses by eight or fewer points, including eight by five or fewer points.
- Nebraska went 5-7 in 2019, a one-game improvement over the previous two seasons. NU's 12-game schedule in 2019 featured six teams that were ranked in the top 25 at least once during the season, including four that finished the year in the top 15.
- Frost has improved upon his team's previous season record every year he has been a head coach. At UCF, Frost - who inherited a winless team - went from 6-7 in his first season to 13-0 in year two. He improved by one game at Nebraska from 2018 to 2019.
- At UCF, Frost became the first coach in FBS history to turn a winless team into an undefeated team in just two years.
- Of Frost's 10 assistant coaches, seven have been with him in each of his five seasons as a collegiate head coach, while Mike Dawson has been on four of Frost's five staffs.
- In 14 years as a full-time assistant or head coach, Frost's teams have posted a 131-42 record, averaging more than 10 wins per season. Frost has been a part of seven conference championship teams in his 13 seasons and has twice coached in the national championship game.
- Frost's teams have been ranked in the top 15 in 10 of his 13 seasons, including eight final top-10 rankings and six final top-five rankings.

NEW FACES, NEW ROLES ON HUSKER COACHING STAFF

Seven of Nebraska's 10 full-time assistant coaches returned for their third season in 2020, and all seven have been a member of Scott Frost's staff for his entire five-year head coaching career. The Huskers also welcome two new assistant coaches this season, but both are familiar with Frost.

- **Matt Lubick** joined the staff as Nebraska's offensive coordinator and wide receivers coach. Lubick previously was the offensive coordinator at Pac-12 powers Oregon and Washington. He succeeded Frost as the Ducks' offensive coordinator, as Lubick was the passing game coordinator and wide receivers coach in each of Frost's three seasons as Oregon's offensive coordinator.
- The other new face on the Husker sideline is a familiar one. **Mike Dawson**, who was on Frost's staff for both seasons at UCF, coached the Husker defensive line in 2018 before moving on to the NFL in 2019, coaching outside linebackers for the New York Giants. In his return to Nebraska, Dawson coaches the outside linebackers.
- In addition to the two new full-time assistant coaches, two other staff members added responsibilities in 2020. **Greg Austin** added the title of run game coordinator to his duties as offensive line coach, while **Ryan Held** serves as recruiting coordinator in addition to continuing his role as running backs coach.
- The Husker staff features three Broyles Award nominees in defensive coordinator **Erik Chinander** (2016 at UCF), offensive coordinator **Matt Lubick** (2012 at Duke) and quarterbacks coach **Mario Verduzco** (2018 at Nebraska). The Broyles Award is presented annually to the nation's top assistant coach. Lubick was also named the national wide receivers coach of the year and an AFCA Assistant Coach of the Year finalist in 2012.

QUARTERBACK DUO PROVIDING RUNNING THREAT

Nebraska quarterbacks **Adrian Martinez** and **Luke McCaffrey** have each guided the Husker offense to success in 2020. A big part of that success has been the running ability of the quarterback tandem.

- Nebraska ranks fifth in the Big Ten and 37th nationally in rushing offense, averaging 193.3 yards per game. McCaffrey (196 yards) and Martinez (187 yards) have combined for 383 of Nebraska's 580 rushing yards this season (127.6 ypg).
- Either McCaffrey (Ohio State, Penn State) or Martinez (Northwestern) has led Nebraska in rushing in each of the first three games of the season.
- In his first career start against Penn State, McCaffrey rushed 13 times for a team-high 67 yards and a touchdown.
- Against Northwestern, Martinez posted his fourth career 100-yard rushing game with 13 carries for 102 yards.
- Excluding sacks, the Husker quarterback duo have combined for 379 rushing yards on 51 attempts, an average of 7.4 yards per carry.
- According to CFBstats.com, both of the quarterbacks rank in the top 20 nationally in yards per carry, regardless of position. Among players with a minimum of 15 carries in 2020, McCaffrey ranks 45th nationally and second among quarterbacks at 7.59 yards per carry. Martinez is 29th nationally and eighth among quarterbacks at 7.19 yards per attempt.

FROST OFFENSES TRADITIONALLY IMPRESSIVE ON OPENING DRIVES

One common theme of a **Scott Frost**-led offense has been a fast start. That trend has continued in 2020. The Huskers have scored on the opening drive of the game twice in three games. At No. 5 Ohio State, Nebraska opened the game with a four-play, 75-yard touchdown drive in just 1:51. The Huskers opened the Penn State game with an 11-play, 75-yard touchdown drive to take a 7-0 lead.

- In Frost's three seasons, Nebraska has scored on its opening possession 13 times in 27 games (12 TD, 1 FG).
- Nebraska scored on its first possession seven times in 12 games in 2018, including six of the final seven games. All seven of NU's opening scoring drives resulted in touchdowns. In 2019, the Huskers scored points on their opening drive four times in 12 games, including three touchdowns.
- Over the last four seasons - 2018-20 at Nebraska and 2017 at UCF - Frost's offenses have scored a touchdown on their opening possession 21 times in 40 games (53 percent). The average length of the touchdown drive in that span is 74 yards.
- In five years as a head coach, Frost's offenses have scored on their opening drive 26 times in 53 games, with 24 touchdowns and two field goals. In 93 games over eight seasons as a play-caller, Frost's offenses have scored on their first possession of the game 47 times, putting points on the board in more than half of their opening possessions.
- Nebraska has received the opening kickoff and scored a touchdown 10 times in 27 games under Frost. In 2018, the Huskers had a game-opening touchdown drive to take a 7-0 lead in five straight games during the Big Ten Conference season.
- **Frost's Opening Drive Scoring Percentage:** 51% (47 of 93 drives)
- **Frost's Opening Drive Touchdown Percentage:** 44% (41 of 93 drives)

HUSKERS' YOUTH SHOWING POTENTIAL IN 2020

Nebraska's 2020 roster features a mix of veteran players who have been fixtures for Nebraska for the past three and four seasons. However, the Huskers have had several young players, particularly on offense, show the ability to form a nucleus of the Husker roster for the next several seasons.

- Against Penn State, six of Nebraska's 11 starters were either freshmen or sophomores, including four freshmen.
- Nebraska freshmen have produced 41 percent of Nebraska's all-purpose yards through three games.
- Redshirt freshman quarterback **Luke McCaffrey** made his first career start against Penn State after splitting time with Adrian Martinez in the first two games. McCaffrey ranks as Nebraska's leading rusher (196 yards) and passer (300 yards) through three games. McCaffrey accounted for 219 yards of total offense in his first career start, including 69 yards on the game's opening drive.
- McCaffrey became the first Husker quarterback to win his first career start since Tommy Armstrong Jr. won his first start as a redshirt freshman against South Dakota State in 2013. McCaffrey was the first Nebraska quarterback to defeat a conference opponent in his first career start since true freshman Cody Green led Nebraska to a 20-10 win at Baylor in 2009.

2020 OFFENSE GAME-BY-GAME

RUSHING					
GAME	ATT.	YDS.	TD	LONG	
OSU	36	210	2	47	
WIS		Canceled			
NW	43	224	1	28	
PSU	39	146	1	22	
ILL					
IOWA					
PUR					
MINN					
TBA					

PASSING					
GAME	COM-ATT-INT	YDS	TD	LG	SACKS
OSU	16-20-0	160	0	26	3-10
WIS		Canceled			
NW	24-45-2	218	0	28	1-12
PSU	13-21-1	152	1	45	1-4
ILL					
IOWA					
PUR					
MINN					
TBA					

2020 DEFENSE GAME-BY-GAME

RUSHING DEFENSE					
GAME	ATT.	YDS.	TD	LONG	
OSU	48	215	4	18	
WIS		Canceled			
NW	38	148	1	41	
PSU	52	245	2	36	
ILL					
IOWA					
PUR					
MINN					
TBA					

PASSING DEFENSE					
GAME	COM-ATT-INT	YDS	TD	LG	SACKS
OSU	20-21-0	276	2	42	3-21
WIS		Canceled			
NW	16-27-2	169	2	21	1-8
PSU	19-39-1	256	0	74	2-17
ILL					
IOWA					
PUR					
MINN					
TBA					

SACKS/TFL				
GAME	SACKS	YARDS	TFL	YARDS
OSU	3	21	6	26
WIS		Canceled		
NW	1	8	6	21
PSU	2	17	6	26
ILL				
IOWA				
PUR				
MINN				
TBA				

NEBRASKA UNDER FROST

Overall.....	10-17
vs. AP Ranked Teams.....	0-7
vs. AP Top 10 Teams.....	0-3
vs. Unranked Teams.....	10-9
vs. Big Ten Teams	7-14
Home.....	8-7
Road	2-10
Neutral.....	0-0
In August	1-0
In September.....	2-6
In October.....	3-5
In November	4-6
In December.....	0-0
In January	0-0
When Rushing for 200 or More Yards.....	6-7
When Rushing for 300 or More Yards.....	4-1
When Passing for 200 or More Yards	6-11
When Passing for 300 or More Yards	1-2
When NU Player Rushes for 100 Yards	5-5
When NU Has Two 100-Yard Rushers.....	1-1
When NU Player Has 100 yards Receiving ...	5-5
When Opponent Has 100-Yard Rusher	2-8
When Scoring 35 or More Points	7-0
When Holding Opponent to 10 Point or Less...	5-0
When Forcing Three or More Turnovers.....	4-1
When Winning Turnover Margin	7-2
When Nebraska Scores First.....	8-8
When Nebraska Leads at Halftime	8-5
When Nebraska Trails at Halftime	2-12
When Nebraska is Tied at Halftime	0-0
Games Decided by 11 Points or More	6-7
Games Decided by 10 Points or Less.....	4-9
Games Decided by 7 Points or Less.....	4-8
Games Decided by 3 Points or Less.....	2-4
Overtime Games	0-2

FROST AS A HEAD COACH

Overall.....	29-24
vs. AP Ranked Teams.....	3-8
vs. AP Top 10 Teams.....	1-3
vs. Unranked Teams.....	26-15
Home.....	18-10
Road	10-13
Neutral.....	1-1
In August	2-0
In September.....	6-8
In October	9-7
In November	10-8
In December.....	1-1
In January	1-0
When Rushing for 200 or More Yards.....	14-8
When Rushing for 300 or More Yards.....	5-1
When Passing for 200 or More Yards	21-16
When Passing for 300 or More Yards	10-3
When Player Rushes for 100 Yards	10-4
When Has Two 100-Yard Rushers	1-1
When Player Has 100 yards Receiving.....	9-8
When Opponent Has 100-Yard Rusher	6-11
When Scoring 35 or More Points	21-0
When Holding Opponent to 10 Point or Less...	9-0
When Forcing Three or More Turnovers...	14-2
When Winning Turnover Margin	22-3
When Scoring First	19-13
When Leading at Halftime.....	24-7
When Trailing at Halftime	5-16
When Tied at Halftime	0-1
Games Decided by 11 Points or More ...	19-11
Games Decided by 10 Points or Less.....	10-11
Games Decided by 7 Points or Less.....	8-11
Games Decided by 3 Points or Less.....	2-5
Overtime Games	1-3

- Several young receivers have made a big impact early this season. True freshman **Marcus Fleming** led the Huskers with 75 receiving yards on five catches at Northwestern, while fellow true freshman **Zavier Betts** led the Huskers with 54 receiving yards against Penn State, including a 45-yard touchdown catch. True freshman **Alante Brown** made his first career start at receiver against Penn State and is one of Nebraska's top kickoff returners.
- Sophomore **Wan'Dale Robinson** is in his second season in the program and leads the Huskers with 15 receptions, while adding 60 rushing yards through three games.
- Robinson's four receptions at Northwestern increased his career catch total to 50 in his 12th career game. Robinson reached 50 career receptions the second-fastest of any Husker. Only JD Spielman reached 50 career catches (11 games) quicker than Robinson, while Nate Swift also caught his 50th pass in his 12th career game as a Husker.
- Senior Dedrick Mills is Nebraska's top running back. He is backed up by a trio of freshmen, including true freshman **Marvin Scott III** and redshirt freshmen **Ronald Thompkins** and **Rahmir Johnson**.
- Redshirt freshmen **Bryce Benhart** (RT) and **Ethan Piper** (LG) are key members of the Husker offensive line. Benhart has started all three games, while Piper has been in the starting lineup each of the past two games. The Northwestern and Penn State games marked just the third and fourth games in school history Nebraska has started a pair of freshmen offensive linemen. Current seniors Brenden Jaimes and Matt Farniok started on the same offensive line against Northwestern and Minnesota in 2017.
- Sophomore linebacker **Luke Reimer** led Nebraska in tackles at Northwestern with 10 stops, including a sack and 1.5 tackles for loss, while adding a fumble caused. Reimer had 11 career tackles before the Northwestern game. Reimer added four tackles and a key sack on Penn State's final scoring threat. Redshirt freshman **Nick Henrich** and true sophomore **Garrett Nelson** are part of the Huskers' regular rotation at outside linebacker. Nelson had nine tackles vs. Penn State.
- Sophomore cornerback **Quinton Newsome** and redshirt freshman safety **Myles Farmer** earned their first career starts at Northwestern. Farmer made the most of his first start, with a pair of second-quarter interceptions that led to 10 Nebraska points. Newsome finished the game with three tackles.

HUSKERS ALSO FEATURE RETURNING OFFENSIVE PRODUCTION

Nebraska boasted plenty of returning offensive production in 2020. NU returned more than 80 percent of its yards from last year in rushing (86 percent), passing (82 percent) and total offense (82 percent).

- Nebraska returned its top three rushers from last season in **Dedrick Mills** (745), **Adrian Martinez** (626) and **Wan'Dale Robinson** (340).
- Mills averaged 115.7 rushing yards per game over Nebraska's final three contests, despite playing only the first half of the Huskers' win at Maryland. He ran for a career-high 188 yards on 17 carries against Wisconsin, averaging more than 11 yards per carry. Mills has scored a rushing touchdown in five of his past seven games, including the Huskers' first two 2020 games.
- NU also returned its leading passer in **Adrian Martinez** (1,956 yards), while **Luke McCaffrey** completed 9-of-12 passes for 142 yards and two touchdowns in 2019.
- In the receiving game, Nebraska has replaced two of its three leading receivers from 2019. **Wan'Dale Robinson** was NU's top returning receiver after he ranked second on the team with 40 catches and 453 receiving yards in 2019. Tight end **Jack Stoll** returned after ranking third with 25 catches in 2019 and fourth with 234 receiving yards.
- Robinson was one of four national finalists for the Paul Hornung Award (nation's most versatile player) in 2019, joining Ameer Abdullah as the only Huskers to be a Hornung Award finalist. Robinson was also on the preseason watch list for the 2020 Paul Hornung Award, while Stoll earned a spot on the Mackey Award (nation's top tight end) watch list in 2018, 2019 and 2020.

ACTIVE FBS QUARTERBACKS WITH 4,000 PASS YARDS & 1,000 RUSH YARDS

PLAYER, SCHOOL	CLASS	RUSHING YDS	PASSING YDS
Sam Ehlinger, Texas	Sr.	1,853	10,704
Kellen Mond, Texas A&M	Sr.	1,372	8,820
Desmond Ridder, Cincinnati	Jr.	1,691	6,092
Adrian Martinez, Nebraska	Jr.	1,442	4,803
Skylar Thompson, Kansas St.	Sr.	1,083	5,021
Ian Book, Notre Dame	Sr.	1,397	7,936
Zac Thomas, Appalachian St.	Sr.	1,264	6,075
D'Eriq King, Miami (Fla.)	Sr.	1,842	8,853
Noah Johnson, South Florida	Sr.	1,998	4,879
Asher O'Hara, MTSU	Jr.	1,658	4,480
Malik Cunningham, Louisville	Jr.	1,396	4,445

Note: Only six players (Ehlinger, King, Martinez, Mond, Ridder and Thompson) entered the 2020 season with 4,000 career passing yards and 1,000 career rushing yards.

ACTIVE FBS LEADERS IN CAREER TOTAL OFFENSIVE YARDS PER GAME

RK.	PLAYER	SCHOOL	CLASS	YPG
1.	Dillon Gabriel	UCF	So.	330.6
2.	Sam Howell	North Carolina	So.	303.8
3.	Sam Ehlinger	Texas	Sr.	292.0
4.	Brock Purdy	Iowa State	Jr.	282.0
5.	Holton Ahlers	East Carolina	Jr.	279.0
6.	Adrian Martinez	Nebraska	Jr.	271.5
	Asher O'Hara	MTSU	Jr.	271.5
8.	Zach Wilson	BYU	Jr.	269.9
9.	Trevor Lawrence	Clemson	Jr.	266.4

Note: Minimum 20 career games played

MARTINEZ NUMBERS RANKING AMONG NATION'S BEST QBs

Adrian Martinez has put up statistics in his three season that have him ranked among the Nebraska all-time leaders in several categories. Martinez has thrown for 4,803 career yards, rushed for 1,442 yards and totaled 6,245 yards of offense. He owns three NU career records, four season records and one game record. Last season, Martinez was just the second Husker sophomore to be a team captain since 1930 and he again holds that distinction this year, becoming one of just 13 two-time captains in Nebraska history.

- Martinez is Nebraska's all-time leader in total offensive yards per game (271.5) and 400-yard total offense games (4). He has produced four of Nebraska's 16 individual 400-yard total offense performances, and Martinez's career average of 271.5 yards of total offense per game is more than 30 yards higher than any other Husker quarterback who played in at least 15 career games.
- Martinez averaged a school-record 295.1 yards of total offense per game as a true freshman in 2018. That average that ranked 12th nationally, led all freshmen and was the ninth-highest average by a freshman in NCAA history, including the third-best mark by a true freshman.
- Martinez also set NU season records for 300-yard total offense games (7) and 400-yard total offense games (3) in 2018.
- Martinez set an NU record with an 86.2 completion percentage against Minnesota in 2018, connecting on 25-of-29 passes for 276 yards and three touchdowns.
- At Illinois in 2019, Martinez produced the second 300-yard passing and 100-yard rushing performance in Nebraska history (328 passing, 118 rushing). His career-high 446 yards of total offense was the third-highest total in program history.
- Martinez has been one of the nation's top dual-threat quarterbacks. He is one of only 11 active FBS quarterbacks with 4,000 career passing yards and 1,000 career rushing yards. Martinez is only the fourth Husker with 4,000 career passing yards and 1,000 career rushing yards.
- In 2018, Martinez became just the sixth freshman in NCAA history to average 200 passing yards and 50 rushing yards per game and just the second true freshman to hit those marks. Martinez was also one of only four FBS quarterbacks - regardless of class - who averaged 225 passing yards and 50 rushing yards per game in 2018.

MARTINEZ'S NEBRASKA CAREER RANKINGS

CATEGORY	RANK	TOTAL	RECORD
400-Yard Total Offense Games	1st	4	4
Total Offensive Yards Per Game	1st	271.5	253.8
300-Yard Total Offense Games	2nd	12	13
Completion Percentage	3rd	62.0	65.1
250-Yard Passing Games	3rd	10	14
Total Offense	4th	6,245	10,690
300-Yard Passing Games	4th	3	8
Completions	4th	397	625
Passing Yards	6th	4,803	8,871

ADRIAN MARTINEZ RECORD WATCH

PASSING YARDS

RK.	PLAYER, YEARS	YDS
1.	Tommy Armstrong Jr., 2013-17	8,871
2.	Taylor Martinez, 2010-13	7,258
3.	Zac Taylor, 2005-06	5,850
4.	Joe Ganz, 2005-08	5,125
5.	Dave Humm, 1972-74	5,035
6.	Adrian Martinez, 2018-pres.	4,803
7.	Jerry Tagge, 1969-71	4,704

COMPLETIONS

RK.	PLAYER, YEARS	COMP.
1.	Tommy Armstrong Jr., 2013-16	625
2.	Taylor Martinez, 2010-13	575
3.	Zac Taylor, 2005-06	470
4.	Adrian Martinez, 2018-present	397
5.	Joe Ganz, 2006-08	381

COMPLETION PERCENTAGE

RK.	PLAYER, YEARS	PCT.
1.	Joe Ganz, 2006-08	65.1
2.	Sam Keller, 2007	63.1
3.	Adrian Martinez, 2018-present	62.0

Minimum 1,000 career passing yards

TOTAL OFFENSE

RK.	PLAYER, YEARS	YDS
1.	Tommy Armstrong Jr., 2013-16	10,690
2.	Taylor Martinez, 2010-13	10,233
3.	Eric Crouch, 1998-2001	7,915
4.	Adrian Martinez, 2018-pres.	6,245

TOTAL OFFENSIVE YARDS PER GAME

RK.	PLAYER, YEARS	YPG
1.	Adrian Martinez, 2018-pres.	271.5
2.	Tanner Lee, 2017	253.8
3.	Tommy Armstrong Jr., 2013-16	237.6

Minimum 3,000 total yards

QUARTERBACK RUSHING YARDS

RK.	PLAYER, YEARS	YDS
1.	Eric Crouch, 1998-2001	3,434
2.	Taylor Martinez, 2010-13	2,975
3.	Jammal Lord, 2000-03	2,573
4.	Steve Taylor, 1985-88	2,125
5.	Tommie Frazier, 1992-95	1,955
6.	Tommy Armstrong Jr., 2013-16	1,819
7.	Scott Frost, 1996-97	1,533
8.	Adrian Martinez, 2018-present	1,442
9.	Turner Gill, 1980-83	1,317

250-YARD PASSING GAMES

RK.	PLAYER, YEARS	GMS
1.	Tommy Armstrong Jr., 2013-16	14
2.	Joe Ganz, 2006-08	11
3.	Adrian Martinez, 2018-present	10

300-YARD PASSING GAMES

RK.	PLAYER, YEARS	GMS
1.	Joe Ganz, 2006-08	8
2.	Tommy Armstrong Jr., 2013-16	6
3.	Taylor Martinez, 2010-13	4
t-4.	Adrian Martinez, 2018-present	3

300-YARD TOTAL OFFENSE GAMES

RK.	PLAYER, YEARS	GMS
1.	Tommy Armstrong Jr., 2013-16	13
2.	Adrian Martinez, 2018-present	12

400-YARD TOTAL OFFENSE GAMES

RK.	PLAYER, YEARS	GMS
1.	Adrian Martinez, 2018-present	4
2.	Joe Ganz, 2006-08	3

NEBRASKA FOOTBALL FACTS

HISTORY

Season of Football.....	131st50
All-Time Games Played	1,340
National Ranking in All-Time Wins	7th
All-Time Bowl Appearances	53
National Ranking in Bowl Appearances	4th

CHAMPIONSHIPS

National Championships	5
Back-to-Back National Championships	2
Undefeated Seasons	11
Perfect Seasons	9
Conference Championships	46

RECORD BREAKDOWN

All-Time Record.....	903-397-40
All-Time Bowl Record	26-27
Home Games	550-159-20
Memorial Stadium	423-136-13
Record in August.....	14-0-0
Record in September	179-49-6
Record in October	364-147-19
Record in November	309-166-15
Record in December	22-14-0
Record in January	14-21-0
Record in February	1-0-0
In Overtime.....	8-6
At Night	99-44-3
When Scoring 35+ Points.....	371-9
When Allowing 10 Points or Less ...	575-47-29
vs. Big Ten Teams	121-107-9
» In Big Ten Play (since 2011).....	41-39
» Home.....	23-16
» Away.....	18-22
» Neutral	0-1
vs. Ranked Teams	105-134-3
» Home.....	51-43-0
» Away.....	28-64-3
» Neutral	26-27-0
» as No. 1 Team	46-7-1

STREAKS

Consecutive Games Scoring a Point	310
Consecutive Home Games Scoring a Point...	342
Consecutive Home Sellouts.....	375
<i>Note: Sellout streak will pause for 2020 season</i>	
Record in Sellout Streak	312-63
» vs. Ranked Teams	47-32

INDIVIDUAL HONORS

College Football Hall of Fame Players	19
College Football Hall of Fame Coaches.....	6
First-Team All-Americans	110
Unanimous All-Americans.....	54
CoSIDA Academic All-Americans*	108
NCAA Top Ten Award Winners*	9
Heisman Trophy Winners	3
Walter Camp Award Winners	3
Maxwell Trophy Winners	1
Outland Trophy Winners*.....	9
Lombardi Trophy Winners.....	5
Butkus Award Winners.....	1
Johnny Unitas Golden Arm Award Winners..	1
Davey O'Brien Award Winners	1
Rimington Award Winners.....	1
Bednarik Award Winners	1
Nagurski Trophy Winners	1
Retired Jerseys	25
First-Team All-Conference Selections	519

*Total leads the nation

A TALE OF TWO LINES

Nebraska returned every offensive line starter from 2019, while the Huskers had to replace every defensive line starter. Three Huskers returned to their same spot on the offensive line this season, while senior **Matt Farniok** moved from right tackle to right guard, with redshirt freshman **Bryce Benhart** taking over at right tackle. Farniok continued to show his versatility, making a start at center against Northwestern when Cam Jurgens was sidelined.

- Based on available records, 2020 is believed to be the first time Nebraska returned its entire starting offensive line since two-platoon systems were first allowed under NCAA rules in 1964.
- Nebraska is the only team in the country that had the same starting offensive line (by player and position) for every game during the 2019 season and returned all five of those starters.
- Nebraska had the same starting offensive line for all 12 games in 2019, one of eight teams nationally to start the same five linemen every game. It marked the first time since 2010 that NU had the same starting line for an entire season. In 2020, the Nebraska offensive line has had a different starting makeup in each of the first three games.
- Nebraska's five returning starting offensive linemen combined for 106 career starts entering the season, including three players who have made at least 20 consecutive starts at their position.
- The returning starters were led by **Brenden Jaimes** (27 straight starts at left tackle; 36 straight starts overall) and **Matt Farniok** (27 straight starts). Guard **Boe Wilson** had made 23 straight starts before the Penn State game.
- Jaimes is a two-time honorable-mention All-Big Ten pick, Wilson was honorable mention in 2018 and Jurgens is the only Husker freshman (true or redshirt) to ever start at center.
- On defense, the Huskers replaced all three defensive line starters, all of whom are now on NFL rosters. The last time Nebraska had to replace its entire defensive line was in 2016.
- **Ben Stille** is Nebraska's most experienced defensive lineman. The senior has started 17 games at defensive end in his career and is the Huskers' active leader with 23 tackles for loss and 11.5 sacks. **Damion Daniels** was the only other defensive lineman with a start entering 2020. Redshirt freshman **Ty Robinson** and sophomore **Casey Rogers** have also earned starts at defensive end.

NEBRASKA LINEBACKING CORPS A MIX OF VETERANS, YOUTH

Nebraska replaced one starting inside and outside linebacker, but the Huskers have ample experience at the second level of the defense. Overall, NU has a youth movement at linebacker, as 22 of the 29 linebackers on the Husker roster are either freshmen or sophomores.

- Outside linebackers **JoJo Domann** and **Caleb Tannor** split time as starters in 2019, and Domann had nine TFLs, the most of any returning Husker. Domann and Tannor are two of only four upperclassmen among NU's 14 outside linebackers, while sophomore **Garrett Nelson** has made his first three career starts this season.
- Seniors **Will Honas** and **Collin Miller** split time at inside linebacker in 2019, and are the veterans in a three-man linebacker rotation. Honas ranked second on the team with 73 tackles, while Miller tied for third with 67 tackles. Honas opened the season with two sacks for 14 yards at Ohio State.
- Honas and Miller are two of the three upperclassmen among Nebraska's inside linebacker group, along with first-year junior college transfer **Eteva Mauga-Clements**. All other inside linebackers are either freshmen or sophomores.
- The linebackers have been arguably Nebraska's most improved group in 2020. Domann has 23 tackles to rank second on the team and leads the Huskers in tackles for loss (3). Inside linebackers Miller (23), Honas (20) and sophomore Luke Reimer (14) also rank in the top five on the defense in tackles in 2020, and have combined for seven TFL and four sacks.

VETERAN SECONDARY A STRENGTH FOR 2020 BLACKSHIRTS

Nebraska's secondary was stout in 2019, as the Huskers allowed only 200.8 passing yards per game, the program's fewest yards allowed since 2012. Nebraska returned the majority of its secondary for 2020 with the exception of cornerback Lamar Jackson, now a member of the New York Jets.

- **Dicaprio Bootle**, a two-time All-Big Ten honoree, has started 27 consecutive games. The senior corner's 23 career pass breakups are 10th in Nebraska history.
- **Cam Taylor-Britt** starts at the other cornerback spot. In 2019, Taylor-Britt ranked third nationally in forced fumbles and also intercepted three passes. He added his fourth career interception against Penn State, returning it 55 yards to set up a first-quarter field goal.
- **Marquel Dismuke** started all 12 games at safety in 2019 and has started all three games in 2020. He led the secondary with 67 tackles last season and is the team leader with 25 tackles this season. Dismuke had a career-high 15 tackles against Penn State, the first Husker to record 15 tackles since Antonio Reed had 15 tackles against Minnesota in 2017.
- Senior safety **Deontai Williams** suffered a season-ending injury in the first game of 2019. He has returned this season and has 12 tackles, two TFL, a sack and a 26-yard fumble return for a score against Penn State. Williams was a ballhawk in 2018 with two interceptions, two forced fumbles and a fumble recovery.

HUSKERS SHOWING SPECIAL TEAMS IMPROVEMENT

Nebraska fields an entirely new special teams unit this season - including a new special teams coach - as it aims to improve in that aspect of the game in 2020. Frost hired **Jonathan Rutledge** as Nebraska's Senior Special Teams Analyst during the offseason. With Auburn the previous two seasons, Rutledge led a Tigers' special teams unit that was ranked 13th nationally in 2019 and 14th in 2018 by Football Outsiders.

- Nebraska features a new punter (**William Przystup**), new place-kicker (**Connor Culp**), new long snappers (**Cade Mueller**, **Cameron Pieper**) and a new holder (Przystup).
- Przystup is averaging 41.9 yards per punt on the season, with four punts of better than 50 yards. The sophomore previously punted at Michigan State in 2018 before transferring to Nebraska.
- Nebraska used six place-kickers last season and only one returned for 2020 in **Lane McCallum**, a defensive player who filled in as an emergency kicker last season and is focusing on defense this fall. NU added five place-kickers to its roster during the offseason, including a pair of transfers. Culp joined Nebraska as a graduate transfer from LSU, and he was the Tigers' starting place-kicker as a sophomore in 2017, connecting on 11-of-16 field goals. Culp has connected on 6-of-7 field goals and all six PATs to open the season. He is the first Nebraska kicker since 2018 to have multiple field goals in consecutive games, including three last week against Penn State.

HUSKER STREAKS CONTINUE INTO 2020 SEASON

A pair of impressive team streaks and several individual streaks will continue this season, while a legendary streak takes a one-year hiatus in 2020.

- Nebraska has sold out 375 consecutive games at Memorial Stadium, dating from the next-to-last home game of the 1962 season through all seven home games last season. With the Big Ten Conference decision to prohibit the sale of tickets this year, the Huskers' legendary sellout streak - an NCAA record - will pause during the 2020 season. Nebraska's streak will remain at 375 consecutive home sellouts until next year's home opener with Buffalo on Sept. 11, 2021.
- The Huskers have scored in 310 consecutive games. The streak is the longest in school history, the seventh-longest in FBS history and the fifth-longest active streak. The last time Nebraska was shut out was a 19-0 loss at No. 17 Arizona State on Sept. 21, 1996.
- Nebraska has also scored in 342 consecutive home games, a school record. The last time the Huskers were shut out at home came on Nov. 9, 1968 against Kansas State (12-0 loss).
- Nebraska is 251-0 all-time when scoring 35 or more points at home. **Scott Frost** is also 21-0 in his head coaching career when his team scores at least 35 points.
- Several individual Huskers have double-digit streaks of consecutive starts. **Brenden Jaimes** has started 36 consecutive games overall and 27 straight at left tackle, **Dicaprio Bootle** (cornerback/safety) and **Matt Farniok** (center/right tackle/guard) have each started 27 consecutive games.

HUSKERS OWN BIG HOME-FIELD ADVANTAGE

Nebraska has enjoyed much success in its history when playing at home in front of the greatest fans in college football. Recently, the Huskers have won at least six home games in 24 of the past 33 seasons.

- Since 1970, NU is 281-55 (.836) at Memorial Stadium and has posted 41 perfect home seasons.
- The Huskers are 550-159-20 all-time in Lincoln (.768 in 130 years).
- Nebraska is 423-136-13 in Memorial Stadium (.751 in 97 years dating back to 1923).
- The Huskers are 47-8 all-time in Memorial Stadium night games.

ALL-TIME LONGEST STREAKS WITHOUT BEING SHUT OUT

RK.	PLAYER	YEAR BEGAN	YEAR ENDED	GAMES
1.	Florida	1988	Active	404
2.	Michigan	1984	2014	365
3.	BYU	1975	2003	365
4.	TCU	1992	Active	352
5.	Virginia Tech	1995	Active	330
6.	Georgia	1995	Active	324
7.	Nebraska	1996	Active	310
8.	Air Force	1992	2017	306

Note: List includes all streaks of at least 300 games

CHARTING THE HUSKERS

ALL-TIME WINS

RK.	SCHOOL	WINS
1.	Michigan	963
2.	Ohio State	927
3.	Alabama	922
4.	Texas	921
5.	Notre Dame	916
6.	Oklahoma	913
7.	Nebraska	903

CONFERENCE TITLES

RK.	SCHOOL	TITLES
1.	Oklahoma	49
2.	Nebraska	46
3.	Michigan	42

AP NATIONAL TITLES

RK.	SCHOOL	TITLES
1.	Alabama	11
2.	Notre Dame	8
3.	Oklahoma	7
4.	Miami	5
	Ohio State	5
	USC	5
t-7.	Nebraska	4

COACHES POLL NATIONAL TITLES

RK.	SCHOOL	TITLES
1.	Alabama	10
2.	Oklahoma	6
3.	USC	5
t-4.	Nebraska	4

NATIONAL TITLES SINCE 1970

RK.	SCHOOL	TITLES
1.	Alabama	11
2.	Nebraska	5
	Miami	5

BOWL APPEARANCES

RK.	SCHOOL	BOWLS
1.	Alabama	65
2.	Texas	55
3.	Georgia	54
4.	Nebraska	53

HEISMAN TROPHY WINNERS

RK.	SCHOOL	WINNERS
1.	Notre Dame	7
	Ohio State	7
	Oklahoma	7
4.	USC	6
t-5.	Nebraska	3

NFL DRAFT PICKS

RK.	SCHOOL	PICKS
1.	USC	511
	Notre Dame	511
3.	Ohio State	463
4.	Oklahoma	397
5.	Michigan	379
6.	Alabama	374
7.	Nebraska	361

CHARTING THE HUSKERS

CONSECUTIVE HOME SELLOUTS*

RK.	SCHOOL	SELLOUTS
1.	Nebraska	375
2.	Oklahoma	129

*2020 season not counted due to pandemic

WINS THE LAST 50 SEASONS

RK.	SCHOOL	WINS
1.	Oklahoma	470
2.	Ohio State	464
3.	Nebraska	458
4.	Alabama	452

WINS THE LAST 40 SEASONS

RK.	SCHOOL	WINS
1.	Ohio State	373
2.	Oklahoma	365
3.	Nebraska	361
4.	Florida State	358

WINS THE LAST 30 SEASONS

RK.	SCHOOL	WINS
1.	Ohio State	293
2.	Florida	279
3.	Oklahoma	276
4.	Florida State	270
	Georgia	270
6.	Alabama	263
7.	Clemson	261
8.	Nebraska	259
9.	Virginia Tech	258
	Wisconsin	258

9-WIN SEASONS

RK.	SCHOOL	SEASONS
1.	Nebraska	50
	Alabama	50
3.	Oklahoma	47

10-WIN SEASONS

RK.	SCHOOL	SEASONS
1.	Oklahoma	40
2.	Alabama	39
3.	Michigan	29
4.	Nebraska	27

WEEKS RANKED IN AP POLL

RK.	SCHOOL	WEEKS
1.	Ohio State	926
2.	Michigan	871
3.	Oklahoma	853
4.	Notre Dame	825
5.	Alabama	817
6.	USC	773
7.	Nebraska	729

WEEKS RANKED NO. 1 IN AP POLL

RK.	SCHOOL	WEEKS
1.	Alabama	125
2.	Ohio State	106
3.	Oklahoma	102
4.	Notre Dame	99
5.	USC	91
6.	Florida State	72
7.	Nebraska	71

WEEKS IN THE AP POLL TOP 10

RK.	SCHOOL	WEEKS
1.	Ohio State	646
2.	Oklahoma	606
3.	Alabama	576
4.	Notre Dame	566
5.	Michigan	522
6.	Nebraska	518

MOST ASSOCIATED PRESS NATIONAL CHAMPIONSHIPS

RK.	TEAM	TITLES	LAST
1.	Alabama	11	2017
2.	Notre Dame	8	1988
3.	Oklahoma	7	2000
4.	Miami	5	2001
	Ohio State	5	2014
	USC	5	2004
7.	Nebraska	4	1995
	Minnesota	4	1960

MOST COACHES POLL NATIONAL CHAMPIONSHIPS

RK.	TEAM	TITLES	LAST
1.	Alabama	10	2017
2.	Oklahoma	6	2000
3.	USC	5	1978
4.	Nebraska	4	1997
	Miami	4	2001
	Texas	4	2005
	Ohio State	4	2014

NEBRASKA AMONG TOP ALL-TIME PROGRAMS

Nebraska is playing its 131st season this fall, and the Huskers boast a 903-397-40 all-time record in 1,340 games (.689). Nebraska is one of seven programs with 900 wins.

- Nebraska joined the 900-win club at Illinois on Sept. 21, 2019, along with Michigan, Ohio State, Texas and Alabama in that club. Notre Dame and Oklahoma have since joined that elite club.
- Since 1970, Nebraska owns a 469-156-5 record (.748) with five national championships. The Huskers rank second among all FBS programs in national titles and third in wins since 1970.
- Nebraska boasts 27 10-win seasons in school history, including 24 since 1970. The Huskers also have 12 seasons with 11 or more wins, seven seasons with 12 or more wins and three 13-win seasons.
- The Huskers own 50 nine-win seasons, tied with Alabama for the most in NCAA history. Forty-two of those nine-win seasons have come since 1970 and 48 since 1962, 13 more than any other school.
- Nebraska was the first team in NCAA history to win 100 games in consecutive decades, leading the nation with 103 wins in the 1980s and ranking second with 108 wins in the 1990s.

HUSKERS RANK HIGHLY IN NATIONAL CHAMPIONSHIPS

Nebraska has won five national championships, including three outright titles (1971, 1994, 1995) and two shared championships (1970, 1997). In 1970, Nebraska was awarded the Associated Press national title, but was No. 3 in the coaches poll behind No. 1 Texas and No. 2 Ohio State, both of whom lost their bowl games (the coaches' poll was voted on before bowl games). In 1997, undefeated Nebraska was voted No. 1 in the coaches' poll, while undefeated Michigan was No. 1 in the AP poll.

- Nebraska's four AP national championships rank seventh all-time.
- The Huskers' four coaches' poll national championships rank fourth all-time.

NEBRASKA FOOTBALL NCAA RECORDS

375

CONSECUTIVE SELLOUTS

108

ACADEMIC ALL-AMERICANS

50

9-WIN SEASONS

NEBRASKA NO. 2 IN CONFERENCE TITLES

Nebraska is one of only five schools in NCAA history that has won at least 40 conference championships, ranking second all-time with 46 conference titles. In 36 seasons (1962-97) under Hall-of-Fame coaches Bob Devaney (8) and Tom Osborne (13), the Huskers won 21 conference titles.

MOST CONFERENCE TITLES

RK.	TEAM	TOTAL
1.	Oklahoma	49
2.	Nebraska	46
3.	Michigan	42
4.	Ohio State	40
	USC	40

NEBRASKA ALSO EXCELS IN THE CLASSROOM

Nebraska's rich tradition is not limited to the field, as the Huskers have been outstanding in the classroom as well.

- Nebraska owns the NCAA record with 340 CoSIDA Academic All-Americans across all sports.
- Husker football has produced 108 CoSIDA Academic All-Americans, the most of any single sport in NCAA history.
- Nebraska owns the NCAA record with 17 NCAA Top 10 Award Winners, which is considered the "Heisman Trophy" of academics for NCAA student-athletes.
- Nebraska football has produced nine NCAA Top 10 Award winners, the most of any single team in NCAA history.
- Nebraska recorded an all-time high in the most recent NCAA Graduation Success Rate numbers released in October of 2019. Nebraska's all-sports GSR rate of 93 percent marked the seventh consecutive year the Huskers GSR rate had improved.
- The football team posted a program-record team grade-point average of 3.297 in the 2020 spring semester. Entering this fall, the team's 3.149 cumulative GPA was also the highest in program history.
- A total of 11 Huskers are playing the 2020 season as graduates, including 10 of 18 seniors.
- Six more Huskers are on track to graduate in December. If that happens, 15 members of the 18-player senior class - and two juniors - will have earned their degrees before season's end.

HUSKER HIGHLIGHTS

1

Nebraska football is the only team in any sport in NCAA history to boast 100 athletic All-Americans and 100 academic All-Americans.

2

Nebraska and Notre Dame are the only two schools to have a Heisman Trophy winner at running back, quarterback and wide receiver.

3

Three Huskers have won the Heisman Trophy, all since 1972. Johnny Rodgers won in 1972, Mike Rozier in 1983 and Eric Crouch in 2001.

5

Nebraska has won five national titles: 1970, 1971, 1994, 1995 and 1997. The Huskers rank second with five national titles since 1970.

7

Nebraska ranks seventh in NCAA history with 903 all-time victories. The Huskers are one of only 11 teams with 800 all-time wins.

9

NU ranks ninth nationally with a total of 24 former players and coaches (18 players, six coaches) enshrined in the College Football Hall of Fame.

46

Nebraska ranks second in NCAA history with 46 conference titles, including 33 unbeaten conference seasons.

50

Nebraska has won at least nine games in a season 50 times in its 130-year history, an NCAA record for most nine-win seasons.

53

Nebraska ranks fourth in NCAA history with 53 all-time bowl appearances.

108

Nebraska football has totaled 108 Academic All-Americans, the most of any team in any sport in NCAA history.

340

NU has totaled an NCAA-record 340 Academic All-Americans in all sports.

375

Memorial Stadium has been sold out for an NCAA-record 375 consecutive games dating back to Nov. 3, 1962.

CAREER STARTS - OFFENSE

PLAYER	'17	'18	'19	'20	ALL
Jaimes	9	12	12	3	36
M. Farniok	4	12	12	3	31
Stoll	0	12	12	1	25
Martinez	-	11	10	2	23
Wilson	0	9	12	2	23
Falck	3&	9&	3&	2	17
Mills	7*	-	6	3	16
Warner	-	7	5	3	15
Jurgens	-	-	12	2	14
Hixson	-	0	12	-	12
Nouili	-	-	7#	-	7
Allen	-	0	5	2	7
Robinson	-	-	4	3	7
Benhart	-	-	0	3	3
Piper	-	-	0	2	2
Brown	-	-	-	1	1
Martin	-	1^	0	-	1

*2016 at Georgia Tech; &-South Dakota
#at Colorado State; ^at Michigan

CAREER STARTS - DEFENSE

PLAYER	'17	'18	'19	'20	ALL
Bootle	1	12	12	3	28
Stille	1	11	2	3	17
Dismuke	1	0	12	3	16
Miller	0	0	12	3	15
Taylor-Britt	-	0	10	2	12
Domann	-	2	6	3	11
Tannor	-	0	5	2	7
D. Williams	-	1	1	2	4
Nelson	-	-	0	3	3
Daniels	-	0	1	1	2
Honas	-	0	0	2	2
Robinson	-	-	0	2	2
Clark	-	0	1	-	1
Reimer	-	-	0	1	1
Rogers	-	0	0	1	1
Farmer	-	-	0	1	1
Newsome	-	-	0	1	1

CAREER STARTS - SPECIAL TEAMS

PLAYER	'17	'18	'19	'20	ALL
Culp	10*	-	-	3	13
Przystup	-	3#	-	3	6
McCallum	-	-	4	-	4

*at LSU; #at Michigan State

CONSECUTIVE STARTS (MIN. 15)

PLAYER, POSITION	STARTS
Brenden Jaimes, OT	36
Dicaprio Bootle, CB	27
Matt Farniok, OG	27

2020 NEBRASKA SEASON NOTEBOOK

HUSKERS HONOR FLIPPIN

- Nebraska is wearing a helmet decal this year in honor of George Flippin. Flippin, who lettered from 1892-94, was NU's first African-American player. He was elected a captain for the 1895 season, but did not participate in that year. Flippin went on to practice medicine in Stromsburg, Neb.

SCHEDULE NOTES

- Nebraska was scheduled to play more than half of its schedule against top-15 teams from a year ago, facing a top-15 team in five of its eight scheduled games.

2019 TOP-15 TEAMS ON SCHEDULE

GM	DATE	OPPONENT	RANK
1	Oct. 24	at Ohio St.	3rd
2	Oct. 31	Wisconsin	11th
4	Nov. 14	Penn St.	9th
7	Nov. 27	at Iowa	15th
9	Dec. 12	Minnesota	10th

- Nebraska and Arkansas are the only teams in the country that were scheduled to play more than four top-15 opponents from a season ago. Arkansas faces five 2019 top-15 opponents in 10 games, while Nebraska faces five top-15 opponents in its eight scheduled games.
- The Huskers' original 12-game schedule was altered to become a 10-game conference-only schedule on Aug. 5. Six days later on Aug. 11, the Big Ten Conference postponed the season. The Big Ten then announced a nine-game conference-only slate on Sept. 16.
- With a nine-game schedule, now reduced to eight games, Nebraska is set to play its fewest regular-season games since an eight-game slate in 1944. Nebraska also opened the season on its latest date (Oct. 24) since 1892.

COACHING STAFF NOTES

- Scott Frost** is in his fifth season as a head coach. Frost is one of four former Husker players to return to the Nebraska sideline as head coach, and he is one of 17 FBS head coaches coaching at his alma mater in 2020.
- Nebraska's staff also includes former Huskers **Greg Austin** (2003-06), **Ryan Held** (1993-96) and **Barrett Ruud** (2001-04).
- Frost is one of only four FBS head coaches to win a national title as a player. Both Frost (1995 & 1997) and Ryan Held (1994 & 1995) were two-time national champions as players at Nebraska.
- Frost and seven of his 10 assistant coaches are in their fifth consecutive season working together, including two seasons at UCF.
- There are two new addition to the staff in 2020. Matt Lubick is in his first season as the Huskers' offensive coordinator and wide receivers coach. Mike Dawson, who spent the 2016 and 2017 seasons on Frost's UCF staff and the 2018 season on Frost's Nebraska staff, returns to Lincoln to coach the outside linebackers.

- Frost was the consensus choice as the 2017 national coach of the year, while offensive coordinator **Matt Lubick** was a finalist for AFCA Assistant Coach of the Year in 2012. Defensive coordinator **Erik Chinander** was a nominee for the 2016 Broyles Award and quarterbacks coach **Mario Verduzco** was a Broyles Award nominee in 2018.

ROSTER NOTES

- Nebraska's roster features 154 players. NU is believed to have the largest roster of any non-service academy in the country.
- The roster features players from 27 states, including 64 homegrown Huskers. Besides Nebraska, the states with at least five players on the roster are: Florida (10), Georgia (8), Iowa (8), Texas (7), Colorado (6), Arizona (5) and Oklahoma (5).
- The roster also features three players from foreign countries in **Daniel Cerni** (Australia), **Barron Miles Jr.** (Canada) and **Nouredin Nouili** (Germany).
- The roster features 53 newcomers, including 39 true freshmen and 14 transfers. NU added five FBS transfers - four from Power Five teams - one FCS transfer and eight junior college transfers.
- More than two-thirds of the Husker roster is underclassmen, as 109 of the 154 players are either freshmen or sophomores (71 percent).
- Nebraska has 79 freshmen on its roster, more than the sophomore, junior and senior classes combined. Fifty-one percent of NU's roster is freshmen, the second straight season freshmen have made up more than half of the roster.
- Nebraska has four sets of brothers on its 2020 roster (**Brant & Brig Banks**; **Ian & Nate Boerkircher**; **Matt & Will Farniok**; **Connor & Corbin Ruth**). The four sets of brothers ties for the second-most brothers on any FBS roster.
- The Husker team captains are seniors **Dicaprio Bootle**, **Matt Farniok** and **Collin Miller** and juniors **Adrian Martinez** and **Kade Warner**. Farniok and Martinez are serving as captains for the second straight season.

ACADEMIC NOTES

- A total of 11 Huskers are playing the 2020 season as graduates, including 10 of 18 seniors.

HUSKERS WHO HAVE EARNED DEGREES

» Dicaprio Bootle	» Levi Falck
» Jared Bubak	» Christian Gaylord
» Connor Culp	» Ben Stille
» Damian Daniels	» Jack Stoll
» JoJo Domann	» Deontai Williams
» Matt Farniok	

- Six more Huskers are on track to graduate in December. If that happens, 15 members of the 18-player senior class - and two juniors - will have earned their degrees before season's end.
- Nebraska posted a 3.297 team GPA in the 2020 spring semester, the highest team GPA in program history. NU also entered this semester with a 3.149 cumulative team grade-point average, the highest in program history.

SCOUTING ILLINOIS

Illinois picked up its first win of the season last week with a 23-20 win over Rutgers. James McCourt made a game-winning field goal to defeat the Scarlet Knights. The Illini rushed for 342 yards and forced three interceptions in the victory. Redshirt freshman quarterback Isaiah Williams got his first start for the Illini and set the Illinois single-game rushing record with 192 yards, passing AJ Bush Jr. (187 at Nebraska).

Chase Brown and Mike Epstein lead the Illinois rushing efforts. Brown has 35 carries for a team-high 247 yards. Epstein has a team-best 42 carries for 225 yards and leads the team with three rushing touchdowns. Josh Imatorbhebhe is the Illini's leading receiver with 144 yards and one touchdown.

On defense, Jake Hansen has a team-high 26 tackles which included four tackles for a loss. Hansen also has one sack on the season. Owen Carney Jr. has a team-high 3.0 sacks and two quarterback hurries, while Devon Witherspoon leads the team with two interceptions. The Illini defense has 12 turnovers on the season to lead the Big Ten.

ILLINOIS STATISTICAL LEADERS

RUSHING	ATT.	YDS	YPC	YPG	TD
Chase Brown	35	247	7.1	61.8	0
Mike Epstein	42	225	5.4	56.3	3
Isaiah Williams	32	200	6.3	100.0	1

PASSING	CMP-ATT-INT	PCT	YDS	YPG	TD
Coran Taylor	23-46-2	50.0	379	189.5	3
Isaiah Williams	7-21-1	33.3	104	52.0	0

RECEIVING	ATT.	YDS	YPC	YPG	TD
Josh Imatorbhebhe	11	144	13.1	36.0	1
Daniel Barker	9	132	14.7	33.0	0
Brian Hightower	6	129	21.5	32.3	1
Daniel Imatorbhebhe	3	54	18.0	18.0	1

PUNTING	NO.	YDS	AVG	LG	I20	50+
Blake Hayes	19	819	43.1	59	8	4

10/23	@ Wisconsin	L, 7-45
10/31	Purdue	L, 24-31
11/7	Minnesota	L, 14-41
11/14	@ Rutgers	W, 23-20
11/21	@ Nebraska	11 a.m.
11/28	Ohio St.	TBA
12/5	Iowa	TBA
12/12	@ Northwestern	TBA

PUNT RET.	NO.	YDS	AVG	TD
Donny Navarro	1	16	16.0	16
J. Frenchie Jr.	1	8	8.0	8

KICK RET.	NO.	YDS	AVG	TD
K. Thompson	11	193	17.6	0
Chase Brown	4	62	15.5	0

FIELD GOALS	FG-ATT	PCT	LG
Caleb Griffin	1-1	100.0	28
James McCourt	3-5	60.0	47

TACKLES	TACK	TFL	SCK
Jake Hansen	36	4.0	1.0
Tony Adams	28	0.0	0.0
Sydney Brown	27	0.5	0.0
Nate Hobbs	23	3.0	0.0
Khalan Tolson	23	3.0	0.5

HEAD COACH INFORMATION

HEAD COACH
LOVIE SMITH

- 5th Season (16-37)
- 5th Career Season (16-37)

A long-time NFL coach, Lovie Smith is the 25th head football coach at Illinois, and the second to move directly from an NFL head coach position to the same in Champaign-Urbana. With Smith's appointment to lead the Illini football team, he became the Illini's first African-American head football coach. Smith took Illinois to the Redbox Bowl in 2019, the Illini's first bowl in five years, after clinching a berth with a thrilling 37-34 victory at Michigan State. Illinois trailed 28-3 in the second quarter and 31-10 entering the fourth before completing the biggest comeback in program history. The Fighting Illini tied for the largest fourth-quarter comeback in a Big Ten game in the last 40 seasons by outscoring Michigan State 27-3 in the fourth quarter.

Smith returned to college football for the first time since 1996 after spending 19 years in the NFL, including 11 years as a head coach. He owns an 89-87 (.506) career record as an NFL head coach and went 3-3 in playoff games, including one trip to the Super Bowl. He also has a Super Bowl appearance as the defensive coordinator for the St. Louis Rams.

LOVIE SMITH VS. NEBRASKA

DATE	LOCATION	SCORE
10/1/2016	Lincoln, Neb.	L, 16-31
9/29/2017	Champaign, Ill.	L, 6-28
11/10/2018	Lincoln, Neb.	L, 35-54
9/21/2019	Champaign, Ill.	L, 38-42

ILLINOIS INFORMATION

Illinois owns a winning all-time record and the Fighting Illini were one of the nation's top programs in the early 1900s. Illinois has won 15 Big Ten Conference titles and claims five national championships. Four of the Illini's five national championships came before the Great Depression (1914, 1919, 1923, 1927). The most recent title came in 1951 and is the only outright national title in program history.

The Fighting Illini have gone undefeated seven times and have won 10 games in a season three times (1902, 1983 and 2001). Illinois has not had a winning record since the 2011 season. The Illini have played in 18 bowl games in their history, including five Rose Bowls. After laying the foundation for a program rebuild, Lovie Smith guided Illinois to its first bowl game in five seasons in 2019, when Illinois also had its best Big Ten West finish (fourth) since the division was created in 2014.

- **First Year:** 1890
- **All-Time Record:** 613-603-51
- **Bowl Games Record:** 8-11
- **Conference Titles:** 15
- **National Titles:** 5
- **Stadium:** Memorial Stadium
- **Capacity:** 60,670
- **Playing Surface:** FieldTurf
- **Location:** Urbana-Champaign, Ill.
- **Enrollment:** 49,339
- **Colors:** Orange & Blue

STATISTICAL RANKING COMPARISON						
NEB	NAT.	B1G	CATEGORY	B1G	NAT.	ILL
193.3	37th	5th	Rushing Offense	4th	27th	206.8
176.7	106th	13th	Passing Offense	14th	111th	148.0
370.0	84th	8th	Total Offense	11th	95th	354.8
20.0	110th	12th	Scoring Offense	13th	114th	17.0
202.7	97th	12th	Rushing Defense	11th	87th	188.3
233.7	61st	8th	Pass Defense	14th	105th	277.3
436.3	84th	11th	Total Defense	13th	104th	465.5
32.0	76th	7th	Scoring Defense	10th	88th	34.3
32%	109th	14th	3rd-Down Offense	10th	97th	35%
50%	112th	13th	3rd-Down Defense	14th	114th	51%
77%	93rd	9th	Red Zone Offense	14th	124th	62%
80%	36th	7th	Red Zone Defense	9th	72nd	85%
34.2	109th	13th	Net Punting	2nd	20th	41.7
7.3	62nd	8th	Punt Returns	4th	24th	12.0
17.6	117th	12th	Punt Return Defense	3rd	23rd	2.3
16.3	106th	10th	Kickoff Returns	7th	86th	18.3
14.4	9th	3rd	Kick Return Defense	7th	34th	18.2
7.3	90th	12th	Penalties	9th	82nd	7.0
61.3	83rd	10th	Penalty Yards	13th	105th	73.8
5	82nd	7th	Turnovers Gained	1st	22nd	12
5	35th	5th	Turnovers Lost	11th	51st	7
0.0	61st	8th	Turnover Margin	3rd	10th	1.25

COACHING LEDGER

NEBRASKA (2018-PRESENT)

- Head Coach (10-17 Record)

UCF (2016-17)

- Head Coach (19-7 Record)

OREGON (2009-15)

- Offensive Coordinator (2013-15)
- Assistant Coach (WR) (2009-12)

NORTHERN IOWA (2007-08)

- Co-Defensive Coordinator (2008)
- Assistant Coach (LB) (2007)

KANSAS STATE (2006)

- Graduate Assistant

NEBRASKA (2002)

- Graduate Assistant

YEARLY TEAM RECORDS

YEAR	TEAM (ROLE)	RECORD
2007	Northern Iowa (AC)	12-1
2008	Northern Iowa (DC)	12-3
2009	Oregon (AC)	10-3
2010	Oregon (AC)	12-1
2011	Oregon (AC)	12-2
2012	Oregon (AC)	12-1
2013	Oregon (OC)	11-2
2014	Oregon (OC)	13-2
2015	Oregon (OC)	9-3
2016	UCF (HC)	6-7
2017	UCF (HC)	13-0
2018	Nebraska (HC)	4-8
2019	Nebraska (HC)	5-7
2020	Nebraska (HC)	1-2

HEAD COACHING RECORD 29-24
OVERALL RECORD 132-42

YEARLY TEAM RANKINGS

YEAR	TEAM (ROLE)	RANK
2007	UNI (AC)	4th
2008	UNI (DC)	4th
2009	Oregon (AC)	11th
2010	Oregon (AC)	3rd
2011	Oregon (AC)	4th
2012	Oregon (AC)	2nd
2013	Oregon (OC)	9th
2014	Oregon (OC)	2nd
2015	Oregon (OC)	14th
2016	UCF (HC)	NR
2017	UCF (HC)	6th
2018	Nebraska (HC)	NR
2019	Nebraska (HC)	NR

CONFERENCE TITLES (7)

YEAR	TEAM	CONFERENCE
2007	UNI (AC)	Gateway
2008	UNI (DC)	Missouri Valley
2009	Oregon (AC)	Pac-10
2010	Oregon (AC)	Pac-10
2011	Oregon (AC)	Pac-12
2014	Oregon (OC)	Pac-12
2017	UCF (HC)	American

PLAYING LEDGER

NATIONAL FOOTBALL LEAGUE

- 3rd-Round Pick in 1998 NFL Draft
- 6-Year NFL Career at Safety

COLLEGE (NEBRASKA & STANFORD)

- 1995 & 1997 National Champion at Nebraska
- 24-2 Record as Starting Quarterback
- 1996 Big 12 Newcomer of the Year
- Stanford Two-Way Starter (QB & S; 1993-94)

HEAD COACH SCOTT FROST



HISTORIC TURNAROUND AT UCF

At UCF, Frost produced the greatest two-year turnaround in college football history, inheriting an 0-12 team and leading the Knights to a 13-0 record just two years later.

- In his first season in 2016, Frost made history as the only first-time head coach in FBS history to make a bowl game with a team that was winless the previous season.
- UCF tied for the national lead with a six-win improvement from the 2015 to 2016 season. The Knights then ranked third nationally after improving by seven wins from the 2016 to 2017 season.
- The Knights' seven-win improvement from 2016 to 2017 ranked 11th in NCAA history and marked just the second time ever a bowl team improved by more than six wins the next season.
- UCF was the American Athletic Conference and Peach Bowl champions and was the only FBS team to go undefeated in 2017.
- Frost called UCF's plays, orchestrating the greatest two-year offensive turnaround in NCAA history. The Knights went from last to fifth in total offense, improving their output by more than 260 yards per game. UCF also went from third-to-last to first in scoring offense, improving by nearly 35 points per game.

13-0 AS A PLAYER & COACH

In his second year as a head coach, Scott Frost guided UCF to a 13-0 record in 2017, when the Knights were the nation's only undefeated team.

- Frost became the fourth coach in FBS history to post a 13-0 record or better in either his first or second season as a head coach. Among that quartet, Frost is the only coach who inherited a team that won fewer than five games, as UCF went 0-12 the year before Frost's arrival.
- Frost is one of only seven active FBS head coaches who has posted a 13-0 season or better, joining Jimbo Fisher, Ed Orgeron, Gary Patterson, Nick Saban, Dabo Swinney and Kyle Whittingham.
- Frost also led Nebraska to a 13-0 record and a national title as the Huskers' starting quarterback in 1997. Frost was the first person in NCAA history to be part of a 13-0 season as both a player and a head coach.

NATIONAL COACH OF THE YEAR

Frost was the consensus choice as the 2017 national coach of the year, earning the honor from at least eight different organizations.

- Frost won the 2017 Paul "Bear" Bryant Award as the national coach of the year. He joined Chris Petersen (2006 & 2009, Boise State) as the only coaches in the 32-year history of the award to win the honor while coaching a team outside of a Power Five Conference.
- Frost was also the AP Coach of the Year, becoming the sixth coach to win the award in his first or second season as a head coach.

FROST A TOP OFFENSIVE COACH

For each of the last 12 years, Scott Frost has either been an offensive assistant, offensive coordinator or head coach who calls the offensive plays. During that time, he has consistently proven to be one of the nation's finest offensive coaches.

- In 11 previous seasons coaching offense, Frost has worked with eight units that finished in the top 10 nationally in scoring, including seven that ranked in the top five.
- Frost has also been a part of seven teams that ranked in the top 10 nationally in total offense the past 11 seasons.

FROST A PROVEN WINNER

Frost is a proven winner. In his 14-year full-time coaching career, Frost's teams have combined for a 132-42 record.

- Frost teams have averaged more than 10 wins per season, including seven 12-win campaigns.
- He has won seven conference titles in 13 years.
- Frost has coached in two national title games and his teams have finished with a top-10 ranking eight times in the past 13 years.
- In two seasons as UCF's head coach, the Knights were the nation's most improved team in 2016 and were the only FBS team to go undefeated in 2017.
- As a Husker quarterback, Frost was a two-time national champion who helped NU to a 36-2 record, including a 24-2 mark as a starter.
- Frost is one of four active head coaches who won a national title as a player and is the only coach who won multiple national titles.

NEBRASKA ASSISTANT COACHES



MATT LUBICK

OFFENSIVE COORDINATOR WIDE RECEIVERS

- 1st Season at Nebraska
- 25th Career Season
- 4th Year as an Offensive Coord.

Lubick has coached in the ACC, Big Ten and Pac-12, serving as offensive coordinator at Oregon, Washington and Nebraska. In his past six seasons, Lubick has worked with four top-25 scoring offenses. In each of his three seasons as a coordinator, Lubick's teams have ranked in the top 25 nationally in completion percentage. The 2012 National Wide Receivers Coach of the Year, Lubick coached two of the 10 all-time leading receivers at Washington.



GREG AUSTIN

OFFENSIVE LINE RUN GAME COORDINATOR

- 3rd Season at Nebraska
- 11th Career Season
- 2 Years of NFL Experience

A former All-Big 12 Husker offensive lineman, Austin has coached the offensive line at the Power Five (Oregon, Nebraska) and NFL (Philadelphia) levels. His lines have paved the way for a top-25 offense at each of his three collegiate stops (Oregon, UCF and Nebraska).



SEAN BECKTON

TIGHT ENDS

- 3rd Season at Nebraska
- 25th Career Season
- 22 Years of Collegiate Experience

Beckton is a veteran coach who has developed NFL draft picks at three different positions: cornerback, wide receiver and tight end. Husker tight ends set career highs in every category in 2018 and topped those marks in nearly every area in 2019.



RYAN HELD

RUNNING BACKS RECRUITING COORDINATOR

- 3rd Season at Nebraska
- 21st Career Season
- 13 Years as a Head Coach

Held won two national titles as a player at Nebraska, and he has won two national titles as a coach (Nebraska & Tennessee). He has coached a running back who has ranked in the top 15 nationally in yards per carry two of the last three seasons.



MARIO VERDUZCO

QUARTERBACKS

- 3rd Season at Nebraska
- 44th Career Season
- 34 Years of Collegiate Experience

Verduzco was a nominee for assistant coach of the year in 2018 after Adrian Martinez was the second true freshman in NCAA history to average 200 yards passing and 50 yards rushing per game. In 2017, UCF's McKenzie Milton was second nationally in pass efficiency.



ERIK CHINANDER

DEFENSIVE COORDINATOR

- 3rd Season at Nebraska
- 18th Career Season
- 5th Year as an Defensive Coord.

Chinander boasts NFL coaching experience and has coached in two FBS national title games and one FCS Championship Game. He earned a nomination for the Broyles Award at UCF in 2016, when his defense was the primary reason the Knights qualified for a bowl game one year after a winless campaign. The defense then preserved UCF's perfect season in 2017 with a pair of game-clinching interceptions in the conference title game and the Peach Bowl.



MIKE DAWSON

OUTSIDE LINEBACKERS

- 1st Season at NU (2nd Overall)
- 22nd Career Season
- 4 Years of NFL Experience

Dawson boasts four years of NFL coaching experience, and he also has experience as a collegiate defensive coordinator. Dawson has experience coaching both defensive linemen and outside linebackers at the Power Five level and in the NFL.



TRAVIS FISHER

DEFENSIVE BACKS

- 3rd Season at Nebraska
- 8th Career Season

Fisher is a rising star following a nine-year NFL career. He has coached eight all-conference defensive backs in the last four years, and three of NU's secondary starters were All-Big Ten in 2019. Fisher's units have ranked in the top 25 in interceptions twice in the last four years.



BARRETT RUUD

INSIDE LINEBACKERS

- 3rd Season at Nebraska
- 6th Career Season

Mohamed Barry totaled more than 200 tackles in his two seasons under Ruud, earning All-Big Ten honors both years. Ruud is Nebraska's all-time leading tackler, and he posted four consecutive 100-tackle seasons for the Tampa Bay Bucs as part of his eight-year NFL career.



TONY TUIOTI

DEFENSIVE LINE

- 2nd Season at Nebraska
- 14th Career Season
- 2 Years of NFL Experience

Tuioti has NFL experience as a defensive line coach and has coached at two of the seven winningest programs in NCAA history. All three of his 2019 starting defensive linemen are on NFL rosters this season, with two of those three being selected in the 2020 NFL Draft.

GAME DAY COACHING SPOTS

SIDELINES

- Scott Frost, Head Coach
- Greg Austin, Defensive Line
- Sean Beckton, Tight Ends
- Travis Fisher, Defensive Backs
- Ryan Held, Running Backs
- Barrett Ruud, Inside Linebackers
- Tony Tuioti, Defensive Line

COACHES BOOTH

- Erik Chinander, Defensive Coordinator
- Mike Dawson, Outside Linebackers
- Matt Lubick, Offensive Coordinator/WRs
- Mario Verduzco, Quarterbacks

NEBRASKA SUPPORT STAFF

STRENGTH COACHES

- Zach Duval, Head Strength Coach
- Jasen Carlson, Assistant Strength Coach
- Dan Millington, Assistant Strength Coach
- Andrew Strop, Assistant Strength Coach

FOOTBALL ADMINISTRATION

- Gerrod Lambrecht, Chief of Staff
- Matt Davison, Associate A.D. - Football
- Andrew Sims, Assoc. Dir. of Football Oper.
- Joni Duff, Football Administrative Assistant

ANALYSTS & QUALITY CONTROL

- Jonathan Rutledge, Senior Special Teams Analyst
- Frank Verducci, Senior Offensive Analyst
- Mike Cassano, Offensive Analyst
- Bobby Maffei, Defensive Analyst
- Bill McGovern, Defensive Analyst
- Steve Cooper, Offensive Quality Control
- Steve Demeo, Assistant Quality Control
- Sean Beckton Jr., Develop. Perf. Quality Control

PLAYER PERSONNEL & RECRUITING

- Sean Dillon, Director of Player Personnel
- Ryan Callaghan, Asst. Dir. of Player Personnel
- Ron Brown, Director of Player Development
- Kenny Wilhite, Director of High School Relations
- Trent Mossbrucker, Dir. of Recruiting & Admin.

GRADUATE ASSISTANTS

- Demeitre Brim
- David Parker
- Tony Washington Jr.

FOOTBALL VIDEO & CREATIVE STAFF

- Matt Haron, Director of Video Technology
- Orah Garst, Dir. of Creative & Engagement
- CJ Campbell, Director of Graphic Design

OTHER STAFF

- Jay Terry, Assistant A.D. - Equipment Operations
- Mark Mayer, Head Football Athletic Trainer
- Jason Amadio, Assistant Athletic Trainer
- Drew Hamblin, Assistant Athletic Trainer
- Dave Ellis, Director of Performance Nutrition
- Brett Haskell, Director of Sport Psychology

THE LAST TIME AN INDIVIDUAL...

OFFENSE

100 YARDS RUSHING

Nebraska: Adrian Martinez (102), at Northwestern (Nov. 7, 2020)
Opponent: Tyler Goodson (188), vs. Iowa (Nov. 29, 2019)

200 YARDS RUSHING

Nebraska: Ameer Abdullah (225), vs. Rutgers (Oct. 25, 2014)
Opponent: Jonathan Taylor (204), vs. Wisconsin (Nov. 16, 2019)

300 YARDS RUSHING

Nebraska: Roy Helu Jr. (307), vs. Missouri (Oct. 30, 2010)
Opponent: Melvin Gordon (408), at Wisconsin (Nov. 15, 2014)

4 RUSHING TOUCHDOWNS

Nebraska: Ameer Abdullah (4), at Northwestern (Oct. 18, 2014)
Opponent: Melvin Gordon (4), at Wisconsin (Nov. 15, 2014)

MORE THAN 4 RUSHING TOUCHDOWNS

Nebraska: Calvin Jones (6), at Kansas (Nov. 9, 1991)
Opponent: Chris Brown (6), at Colorado (Nov. 23, 2001)

300 YARDS PASSING

Nebraska: Adrian Martinez (327), at Illinois (Sept. 21, 2019)
Opponent: Peyton Ramsey (351), Indiana (Oct. 26, 2019)

400 YARDS PASSING

Nebraska: Tanner Lee, at Purdue (431), Oct. 28, 2017
Opponent: Clayton Thorson (455), at Northwestern (Oct. 13, 2018)

500 YARDS PASSING

Nebraska: Joe Ganz (510), vs. Kansas State (Nov. 10, 2007)
Opponent: Tim Rattay (590), Louisiana Tech (Aug. 29, 1998)

30 COMPLETIONS

Nebraska: Tanner Lee (32), at Purdue (Oct. 28, 2017)
Opponent: Clayton Thorson (41), at Northwestern (Oct. 13, 2018)

40 COMPLETIONS

Nebraska: Never Happened
Opponent: Clayton Thorson (41), at Northwestern (Oct. 13, 2018)

4 PASSING TOUCHDOWNS

Nebraska: Ryker Fyfe (4), at Purdue (Oct. 31, 2015)
Opponent: J.T. Barrett (5), Ohio St. (Oct. 14, 2017)

MORE THAN 4 PASSING TOUCHDOWNS

Nebraska: Joe Ganz (7), vs. Kansas St. (Nov. 10, 2007)
Opponent: J.T. Barrett (5), Ohio State, Oct. 14, 2017

TD PASS BY A NON-QUARTERBACK

Nebraska: De'Mornay Pierson-El (WR), at Northwestern (Oct. 18, 2014)
Opponent: Tommy Saunders (WR), at Missouri (Oct. 6, 2007)

10 RECEPTIONS

Nebraska: Stanley Morgan Jr. (10), vs. Minnesota (Oct. 20, 2018)
Opponent: Whop Philyor (14), vs. Indiana (Oct. 26, 2019)

100 RECEIVING YARDS

Nebraska: JD Spielman (104), at Maryland (Nov. 23, 2019)
Opponent: Garrett Wilson (129) and Chris Olave (104),
 at Ohio State (Oct. 24, 2020)

200 RECEIVING YARDS

Nebraska: JD Spielman (209), at Wisconsin (Oct. 6, 2018)
Opponent: Flynn Nagel (220), at Northwestern (Oct. 13, 2018)

3 RECEIVING TOUCHDOWNS

Nebraska: Brandon Kinnie (3), at Oklahoma State (Oct. 23, 2010)
Opponent: Dezmon Briscoe (3), at Kansas (Nov. 3, 2007)

500 TOTAL OFFENSE YARDS

Nebraska: Joe Ganz (521), at Colorado (Nov. 23, 2007)
Opponent: Tim Rattay (568), Louisiana Tech (Aug. 29, 1998)

LONG OFFENSIVE PLAYS

60-69 YARD RUN

Nebraska: Maurice Washington (60, TD), vs. No. Illinois (Sept. 14, 2019)
Opponent: Reggie Corbin (66, TD), at Illinois (Sept. 21, 2019)

70-79 YARD RUN

Nebraska: Taylor Martinez (76, TD), vs. Wisconsin (Dec. 1, 2012)
Opponent: Demry Croft (73-TD), at Minnesota (Nov. 11, 2017)

80-89 YARD RUN

Nebraska: Kenny Bell (82-TD), at Minnesota (Oct. 22, 2011)
Opponent: Jonathan Taylor (88, TD), at Wisconsin (Oct. 6, 2018)

90-99 YARD RUN

Nebraska: Taylor Martinez (92, TD), at UCLA (Sept. 8, 2012)
Opponent: Eli Roberson (91, TD), Kansas St. (Nov. 16, 2002)

60-69 YARD PASS

Nebraska: Martinez to Spielman (65, TD), at Colorado, (Sept. 7, 2019)
Opponent: Morgan to Autman-Bell (69), Minnesota (Oct. 20, 2018)

70-79 YARD PASS

Nebraska: Martinez to Washington (75, TD), at Colorado (Sept. 7, 2019)
Opponent: Levis to Freiermuth (74 yards), Penn St. (Nov. 14, 2020)

80-89 YARD PASS

Nebraska: Lee to Morgan Jr. (80, TD), vs. Wisconsin (Oct. 7, 2017)
Opponent: Blough to Yancey (88, TD), Purdue (Oct. 22, 2016)

90-99 YARD PASS

Nebraska: Armstrong Jr. to Enunwa (99, TD), vs. Georgia (Jan. 1, 2014)
Opponent: Montez to Nixon (96, TD), at Colorado (Sept. 7, 2019)

DEFENSE

15 TACKLES

Nebraska: Marquel Dismuke (15) vs. Penn State (Nov. 14, 2020)
Opponent: Kamal Martin (15), at Minnesota (Oct. 12, 2019)

20 TACKLES

Nebraska: Lee Kunz (23), at Oklahoma (Nov. 25, 1977)
Opponent: Michael Boley (20), Southern Miss (Sept. 11, 2004)

3.0 OR MORE SACKS

Nebraska: Randy Gregory (3.0), at Michigan (Nov. 9, 2013)
Opponent: Mustaf Johnson (3.0), at Colorado (Sept. 7, 2019)

5 OR MORE TFLs

Nebraska: Ciente Evans (5), vs. Northwestern (Nov. 2, 2013)
Opponent: A.J. Epenesa (5), at Nebraska (Nov. 29, 2019)

5 PASS BREAKUPS

Nebraska: Dicaprio Bootle (5), at Michigan (Sept. 22, 2018)
Opponent: Never Happened

2 INTERCEPTIONS

Nebraska: Myles Farmer (2), at Northwestern (Nov. 7, 2020)
Opponent: Jeff Okudah (2), vs. Ohio State (Sept. 28, 2019)

MORE THAN 2 INTERCEPTIONS

Nebraska: Matt O'Hanlon (3), vs. Oklahoma (Nov. 7, 2009)
Opponent: Anthony Brown (3), at Purdue (Oct. 31, 2015)

RETURNED AN INTERCEPTION FOR A TOUCHDOWN

Nebraska: Cam Taylor-Britt (38 yds), vs. Iowa (Nov. 29, 2019)
Opponent: Chris Orr (78 yds), Wisconsin (Oct. 7, 2017)

RETURNED A FUMBLE FOR A TOUCHDOWN

Nebraska: Deontai Williams (26 yards) vs. Penn State (Nov. 14, 2020)
Opponent: Sevy Banks (55 yards) at Ohio State (Oct. 24, 2020)

SPECIAL TEAMS**PUNT RETURN TOUCHDOWN**

Nebraska: JD Spielman (76 yds), vs. South Alabama (Aug. 31, 2019)
Opponent: Donovan Peoples-Jones (60), at Michigan (Sept. 22, 2018)

KICKOFF RETURN TOUCHDOWN

Nebraska: JD Spielman (99 yds), vs. Arkansas St. (Sept. 2, 2017)
Opponent: Ihmir Smith-Marsette (99 yds), vs. Nebraska (Nov. 29, 2019)

BLOCKED PUNT

Nebraska: Eli Sullivan (1) and Eric Lee Jr. (1), at Purdue (Nov. 2, 2019)
Opponent: Keandre Jones (1), Ohio St. (Nov. 3, 2018)

BLOCKED PUNT RETURNED FOR TOUCHDOWN

Nebraska: Justin Blatchford (25 yds), at Baylor (Oct. 31, 2009)
Opponent: Darren Rus (20 yds), Kansas (Nov. 5, 2005)

BLOCKED PUNT FOR A SAFETY

Nebraska: Marquel Dismuke (1) vs. Illinois (Nov. 10, 2018)
Opponent: Keandre Jones (1), Ohio St. (Nov. 3, 2018)

BLOCKED FIELD GOAL

Nebraska: Randy Gregory (1) vs. Minnesota (Nov. 22, 2014)
Opponent: Jalen McKie (1) & Antonio Jones-Davis, No. Ill. (Sept. 14, 2019)

BLOCKED FG RETURNED FOR TOUCHDOWN

Nebraska: Nathan Gerry (85 yds) vs. Minnesota (Nov. 22, 2014)
Opponent: Never Happened

THE LAST TIME A TEAM...**OFFENSE****300 YARDS RUSHING**

Nebraska: at Maryland, Nov. 23, 2019 (305)
Opponent: vs. Wisconsin, Nov. 16, 2019 (320)

400 YARDS RUSHING

Nebraska: vs. Illinois, Sept. 27, 2014 (458)
Opponent: at Minnesota, Nov. 11, 2017 (409)

500 YARDS RUSHING

Nebraska: at Baylor, Oct. 13, 2001 (641)
Opponent: at Wisconsin, Nov. 15, 2014 (581)

300 YARDS PASSING

Nebraska: at Illinois, Sept. 21, 2019 (327)
Opponent: at Purdue, Nov. 2, 2019 (304)

400 YARDS PASSING

Nebraska: at Wisconsin, Oct. 6, 2018 (407)
Opponent: at Northwestern, Oct. 13, 2018 (455)

500 YARDS PASSING

Nebraska: vs. Kansas State, Nov. 10, 2007 (519)
Opponent: Louisiana Tech, Aug. 29, 1998 (590)

600 YARDS OF OFFENSE

Nebraska: at Illinois, Sept. 21, 2019 (673)
Opponent: at Penn State, Nov. 18, 2017 (609)

700 YARDS OF OFFENSE

Nebraska: vs. Florida Atlantic, Aug. 30, 2014 (784 yards)
Opponent: Never accomplished

50 POINTS

Nebraska: at Maryland, Nov. 23, 2019 (Nebraska won 54-7)
Opponent: Ohio State, Oct. 24, 2020 (Ohio State won 52-17)

60 POINTS

Nebraska: vs. Idaho State, Sept. 22, 2012 (Nebraska won, 73-7)
Opponent: at Ohio State, Nov. 5, 2016 (Ohio State won 62-3)

TWO 100-YARD RUSHERS

Nebraska: vs. Minnesota, Oct. 20, 2018 (Ozigbo, Martinez, Washington)
Opponent: at Minnesota, Nov. 11, 2017 (Croft, Smith)

THREE 100-YARD RUSHERS

Nebraska: vs. Minnesota, Oct. 20, 2018 (Ozigbo, Martinez, Washington)
Opponent: Wisconsin, Dec. 1, 2012 (Gordon, Ball, White)

TWO 100-YARD RECEIVERS

Nebraska: at Colorado, Sept. 7, 2019 (Washington, Spielman)
Opponent: Ohio State, Oct. 24, 2020 (Wilson, Olave)

DEFENSE**POSTED A SHUTOUT**

Nebraska: vs. Arizona, Dec. 30, 2009 (33-0)
Opponent: Arizona State, Sept. 21, 1996 (19-0)

RECORDED A DEFENSIVE SAFETY

Nebraska: vs. Arizona, Dec. 30, 2009 (33-0)
Opponent: Northern Illinois, Sept. 14, 2019 (44-8)

2 DEFENSIVE TOUCHDOWNS

Nebraska: vs. South Alabama, Aug. 31, 2019 (1 IR, 1 fumble return)
Opponent: Northern Illinois, Sept. 16, 2017 (2 interception returns)

4 INTERCEPTIONS

Nebraska: vs. Wyoming, Sept. 10, 2016 (5)
Opponent: Oregon, Sept. 9, 2017 (4)

15 TFLs

Nebraska: at Michigan, Nov. 9, 2013 (16)
Opponent: vs. Oklahoma, Dec. 4, 2010 (17)

7 OR MORE SACKS

Nebraska: vs. Colorado, Sept. 8, 2018 (7)
Opponent: vs. Oklahoma, Dec. 4, 2010 (7)

15 PASS BREAKUPS

Nebraska: Kansas, Oct. 2, 2004 (17)
Opponent: Never Happened

MISCELLANEOUS**SAFETY OF ANY KIND**

Nebraska: Blocked Punt vs. Illinois (Nov. 10, 2018)
Opponent: Tackle for Loss, vs. Northern Illinois (Sept. 14, 2019)

WAS NOT PENALIZED

Nebraska: vs. Maine, Sept. 3, 2005
Opponent: Iowa, Sept. 4, 1999

OVERCAME A HALFTIME DEFICIT TO WIN

Nebraska: at Illinois, Sept. 21, 2019 (trailed, 21-14, won 42-38)
Opponent: Indiana, Oct. 26, 2019 (trailed, 21-16, won 38-31)

WON WHEN TRAILING AFTER 3 QUARTERS

Nebraska: at Illinois, Sept. 21, 2019 (trailed 35-27, won 42-38)
Opponent: Colorado, Sept. 7, 2019 (trailed, 17-7, won 34-31 in OT)

OVERTIME GAME

at Colorado, Sept. 7, 2019 (Colorado won 34-31)

NEBRASKA OVERTIME WIN

at Iowa, Nov. 28, 2014 (Nebraska won 37-34)

NUMERICAL ROSTER

NO.	NAME	POS.
0	Ronald Delancy III	CB
1	Wan'Dale Robinson	WR
2	Adrian Martinez	QB
2	Caleb Tannor	OLB
3	Will Honas	ILB
3	Jamie Nance	WR
4	Alante Brown	WR
4	Keem Green	DL
5	Omar Manning	WR
5	Cam Taylor-Britt	CB
6	Marcus Fleming	WR
6	Quinton Newsome	CB
7	Dicaprio Bootle	CB
7	Luke McCaffrey	QB
8	Logan Smothers	QB
8	Deontai Williams	S
9	Marquel Dismuke	S
10	Jackson Hannah	ILB
10	Demariyon Houston	WR
11	Austin Allen	TE
11	Braxton Clark	CB
12	Tamon Lynum	CB
12	Will Nixon	WR
13	JoJo Domann	OLB
14	Rahmir Johnson	RB
14	Brayden Miller	QB
15	Zavier Betts	WR
16	Nadab Joseph	CB
17	Ty Hahn	WR
18	Myles Farmer	S
18	Matt Masker	QB
19	Barron Miles Jr.	WR
21	Noa Pola-Gates	S
22	Cooper Jewett	RB
22	Eteva Mauga-Clements	ILB
23	Isaac Gifford	S
23	Jaquez Yant	RB
24	Blaise Gunnerson	OLB
24	Marvin Scott III	RB
25	Zach Schlager	ILB
25	Ronald Thompkins	RB
26	Dedrick Mills	RB
28	Sevion Morrison	RB
28	Luke Reimer	ILB
29	Bennett Folkers	WR
29	Ashton Hausmann	DB
30	Sami Khawja	P
31	Collin Miller	ILB
31	Zach Weinmaster	RB
32	Niko Cooper	OLB
32	Ryan Novosel	PK
33	Connor Culp	PK
33	Javin Wright	S
34	Simon Otte	OLB
34	Beau Psencik	RB
35	Jimari Butler	OLB
35	Trevin Luben	RB
36	Christian Banker	WR
36	Chase Contreras	PK
37	Isaiah Harris	RB
37	Phalen Sanford	CB
38	Brody Belt	WR
38	Damian Jackson	OLB
39	Bradley Bunner	CB
39	Garrett Hustedt	ILB
40	Daniel Cerni	P
40	Darius Moore	DB
40	Brian Perez	TE
41	Elliott Brown	WR
41	Garrett Snodgrass	ILB
42	Broc Douglass	WR
42	Nick Henrich	OLB
43	Mason Nieman	S
43	Connor Ruth	RB
44	Garrett Nelson	OLB
45	David Alston	OLB
45	Ty Chaffin	WR

2020 NEBRASKA FOOTBALL ROSTER

NO.	NAME	POS.	HT.	WT.	YR.	HOMETOWN (HIGH SCHOOL/COLLEGE)
84	Algarin, Matthias	WR	6-0	170	Fr.	Pierz, Minn. (Pierz)
11	** Allen, Austin	TE	6-8	260	Jr.	Aurora, Neb. (Aurora)
45	Alston, David	OLB	6-4	235	So.	Saint Paul, Minn. (Woodbury)
72	Anderson, Matthew	OL	6-6	255	RFr.	Leesville, La. (Leesville)
50	Archer, Jake	ILB	6-0	215	So.	Omaha, Neb. (Skutt Catholic)
73	* Bando, Broc	OL	6-5	315	Jr.	Lincoln, Neb. (IMG Academy [Fla.])
36	Banker, Christian	WR	6-0	190	Jr.	Omaha, Neb. (Skutt Catholic)
74	Banks, Brant	OL	6-7	305	RFr.	Houston, Texas (Westbury Christian)
55	Banks, Brig	LS	6-3	245	Jr.	Houston, Texas (St. Thomas HS/Henderson State)
66	Bayless, Bladen	OL	6-3	260	Fr.	Beatrice, Neb. (Beatrice)
38	* Belt, Brody	WR	5-8	185	So.	Omaha, Neb. (Millard West)
54	Benhart, Bryce	OL	6-9	330	RFr.	Lakeville, Minn. (Lakeville North)
15	Betts, Xavier	WR	6-2	200	Fr.	Bellevue, Neb. (West)
96	Black, Marquis	DL	6-4	310	Fr.	McDonough, Ga. (Eagle's Landing Christian Academy)
59	Boerkircher, Ian	OL	6-6	275	So.	Aurora, Neb. (Aurora/Nebraska-Kearney)
49	Boerkircher, Nate	TE	6-4	220	Fr.	Aurora, Neb. (Aurora)
7	*** Bootle, Dicaprio	CB	5-10	195	Sr.	Miami, Fla. (Southridge)
73	Brannen, Baylor	DL	6-4	260	Fr.	Omaha, Neb. (Millard West)
4	Brown, Alante	WR	5-11	190	Fr.	Chicago, Ill. (Simeon/St. Thomas More [Conn.] Prep)
41	Brown, Elliott	WR	6-1	180	Fr.	Omaha, Neb. (Elkhorn South)
80	Bubak, Jared	TE	6-5	245	Sr.	Lincoln, Neb. (Christian/Arizona State)
85	Bullock, John	OLB	6-1	215	RFr.	Omaha, Neb. (Creighton Prep)
39	Bunner, Bradley	CB	6-0	190	Jr.	Clarkson, Neb. (Clarkson)
35	Butler, Jimari	OLB	6-5	230	Fr.	Mobile, Ala. (Murphy)
58	Cassidy, Chris	ILB	6-1	225	So.	Lincoln, Neb. (Pius X)
40	Cerni, Daniel	P	6-4	220	Fr.	Canberry, Australia (Prockick Australia)
45	Chaffin, Ty	WR	6-5	215	Sr.	Burwell, Neb. (Burwell)
11	* Clark, Braxton	CB	6-4	210	So.	Orlando, Fla. (Dr. Phillips)
79	Conn, Alex	OL	6-6	300	Fr.	Derby, Kan. (Derby)
36	Contreras, Chase	PK	6-1	180	So.	Missouri Valley, Iowa (Missouri Valley/Iowa Western CC)
32	Cooper, Niko	OLB	6-5	225	So.	Memphis, Tenn. (Douglas/Hutchinson [Kan.] CC)
69	Corcoran, Turner	OL	6-6	300	Fr.	Lawrence, Kan. (Free State)
96	Crawford, Tyler	PK	5-10	175	Fr.	Broken Arrow, Okla. (Broken Arrow)
33	Culp, Connor	PK	5-10	190	Sr.	Phoenix, Ariz. (Desert Vista/LSU)
93	** Daniels, Damion	DL	6-3	335	Jr.	Dallas, Texas (Bishop Dunne)
0	Delancy III, Ronald	CB	5-11	185	Fr.	Miami, Fla. (Northwestern)
95	Detlefsen, Grant	P	6-3	210	RFr.	Lincoln, Neb. (Southeast)
9	*** Dismuke, Marquel	S	6-2	215	Sr.	Compton, Calif. (Calabasas)
13	*** Domann, JoJo	OLB	6-1	230	Sr.	Colorado Springs, Colo. (Pine Creek)
42	Douglass, Broc	WR	6-0	160	Fr.	Grand Island, Neb. (Grand Island)
88	Falck, Levi	WR	6-2	205	Sr.	Circle Pines, Minn. (Centennial/South Dakota)
18	* Farmer, Myles	S	6-3	205	RFr.	Atlanta, Ga. (Westlake)
71	*** Farniok, Matt	OL	6-6	330	Sr.	Sioux Falls, S.D. (Washington)
68	Farniok, Will	OL	6-3	295	So.	Sioux Falls, S.D. (Washington)
82	Feist, Colton	DL	6-2	280	So.	Yutan, Neb. (Yutan)
6	Fleming, Marcus	WR	5-10	170	Fr.	Miami, Fla. (Northwestern)
29	Folkers, Bennett	WR	6-2	205	So.	Gothenburg, Neb. (Gothenburg)
78	Fritzsche, Jimmy	OL	6-7	290	RFr.	Greenville, S.C. (Greenville)
65	*** Gaylord, Christian	OL	6-6	310	Sr.	Baldwin City, Kan. (Baldwin City)
23	Gifford, Isaac	S	6-1	205	Fr.	Lincoln, Neb. (Southeast)
46	Goodwin, John	TE	6-2	255	RFr.	Lincoln, Neb. (Lincoln High)
89	Graham, Jamin	DL	6-4	245	RFr.	Attalla, Ala. (Etowah)
4	Green, Keem	DL	6-5	320	Jr.	Sumter, S.C. (Sumter/Highlands [Kan.] CC)
24	Gunnerson, Blaise	OLB	6-6	245	Fr.	Carroll, Iowa (Kuemper Catholic)
47	Guzman, Tyson	S	6-3	210	RFr.	Omaha, Neb. (Westside)
17	Hahn, Ty	WR	6-2	195	Fr.	Johnson, Neb. (Johnson-Brock)
10	Hannah, Jackson	ILB	6-3	220	RFr.	Nashville, Tenn. (Montgomery Bell Academy)
37	Harris, Isaiah	RB	5-9	190	Fr.	Omaha, Neb. (Millard South)
29	Hausmann, Ashton	DB	6-0	205	Fr.	Roca, Neb. (Norris)
93	Heins, Gabe	PK	6-0	185	RFr.	Kearney, Neb. (Kearney)
42	Henrich, Nick	LB	6-4	225	RFr.	Omaha, Neb. (Burke)
80	Herbek, Jacob	DL	6-5	260	RFr.	Grand Island, Neb. (Central Catholic)
87	* Hickman, Chris	WR	6-6	215	RFr.	Omaha, Neb. (Burke)
75	* Hixson, Trent	OL	6-4	320	Jr.	Omaha, Neb. (Skutt Catholic)
3	* Honas, Will	ILB	6-1	230	Sr.	Wichita, Kan. (Bishop Carroll/Butler CC)
10	Houston, Demariyon	WR	6-0	185	RFr.	Oklahoma City, Okla. (Millwood)
39	Hustedt, Garrett	ILB	6-2	230	RFr.	Omaha, Neb. (Mount Michael Benedictine)
72	Hutmacher, Nash	DL	6-5	330	Fr.	Oacoma, S.D. (Chamberlain)
47	Jablonski, Austin	WR	6-2	215	RFr.	Lincoln, Neb. (Pius X)
38	Jackson, Damian	OLB	6-2	275	Jr.	Las Vegas, Nev. (Shadow Ridge)
76	*** Jaimes, Brenden	OL	6-6	300	Sr.	Austin, Texas (Lake Travis)
22	Jewett, Cooper	RB	5-10	190	RFr.	Omaha, Neb. (Elkhorn South)
14	* Johnson, Rahmir	RB	5-10	185	RFr.	Oradell, N.J. (Bergen Catholic)
16	Joseph, Nadab	CB	6-2	190	So.	Miami, Fla. (Noland/Independence [Kan.] CC)
51	* Jurgens, Cameron	OL	6-3	290	So.	Beatrice, Neb. (Beatrice)
30	Khawja, Sami	P	5-11	165	Fr.	Danville, Calif. (IMG Academy [Fla.])
51	Klover, Braden	ILB	6-1	225	Fr.	Wymore, Neb. (Southern)
81	Leader, Nick	OLB	6-1	205	RFr.	Lincoln, Neb. (Southwest)
85	Liewer, Wyatt	WR	6-3	195	So.	O'Neill, Neb. (O'Neill)
90	Lingenfelter, Ben	DL	6-4	290	Jr.	Cherokee, Iowa (Washington)
35	Luben, Trevin	RB	6-0	195	Fr.	Wahoo, Neb. (Wahoo)
77	Lynn, Michael	OL	6-6	290	RFr.	Greenwood Village, Colo. (Cherry Hills)
12	Lynum, Tamon	CB	6-2	180	Fr.	Orlando, Fla. (Evans)
5	Manning, Omar	WR	6-4	225	Jr.	Lancaster, Texas (Lancaster/TCU/Kilgore CC)
89	Martin, Oliver	WR	6-1	200	Jr.	Coralville, Iowa (Iowa City West/Michigan/Iowa)
2	** Martinez, Adrian	QB	6-2	220	Jr.	Fresno, Calif. (Clovis West)
18	Masker, Matt	QB	6-1	220	So.	Kearney, Neb. (Kearney Catholic)
22	Mauga-Clements, Eteva	ILB	6-2	220	Jr.	Pleasant Hill, Calif. (College Park/Diablo Valley CC)
7	* McCaffrey, Luke	QB	6-2	200	RFr.	Highlands Ranch, Colo. (Valor Christian)

48	*	McCallum, Lane	S	6-2	220
59		McCormack, Caden	ILB	6-0	235
71		Menning, Keegan	OL	6-4	330
19		Miles Jr., Barron	WR	6-0	170
14		Miller, Brayden	QB	6-1	210
31	***	Miller, Collin	ILB	6-3	240
66		Miller, Ezra	OL	6-6	325
26	*	Mills, Dedrick	RB	5-11	220
57		Monin, Drew	ILB	6-1	240
40		Moore, Darius	DB	6-1	185
28		Morrison, Sevon	RB	6-0	210
53		Moses, Riley	OL	6-2	315
94		Mueller, Cade	LS	6-0	215
3		Nance, Jamie	WR	6-0	180
44	*	Nelson, Garrett	OLB	6-3	240
52		Newsom, Mosai	DL	6-4	285
6	*	Newsome, Quinton	CB	6-2	180
43		Nieman, Mason	S	6-3	200
12		Nixon, Will	WR	5-11	185
63		Nouili, Nouredin	OL	6-4	320
32		Novosel, Ryan	PK	6-0	160
34	*	Otte, Simon	OLB	6-1	205
49		Payne, Pheldarius	OLB	6-3	260
40		Perez, Brian	TE	6-3	230
91		Pieper, Cameron	LS	6-3	250
57		Piper, Ethan	OL	6-4	300
21		Pola-Gates, Noa	S	5-11	180
90	*	Przystup, William	P	6-4	250
34		Pscenik, Beau	RB	6-0	200
82	**	Rafdal, Kurt	TE	6-7	245
28	*	Reimer, Luke	ILB	6-1	220
84		Richter, Eli	OLB	6-4	240
87		Riley, Jordon	DL	6-6	330
99		Robinson, Ty	DL	6-6	310
1	*	Robinson, Wan'Dale	WR	5-10	185
98	*	Rogers, Casey	DL	6-4	300
43		Ruth, Connor	RB	5-11	225
46		Ruth, Corbin	RB	6-0	220
37		Sanford, Phalen	CB	6-0	190
25		Schlager, Zach	ILB	6-0	220
54		Schommer, Ryan	OLB	6-4	260
24		Scott III, Marvin	RB	5-9	200
83		Shurtleff, Sam	OLB	6-3	220
70	*	Sichterman, Matt	OL	6-4	315
76		Simonson, Eli	OL	6-5	295
8		Smothers, Logan	QB	6-2	190
41		Snodgrass, Garrett	ILB	6-3	225
62		Stafursky, Noah	OL	6-3	340
95	***	Stille, Ben	DL	6-5	295
86	***	Stoll, Jack	TE	6-4	260
56		Tagge, Grant	ILB	6-2	195
2	**	Tannor, Caleb	OLB	6-2	230
5	**	Taylor-Britt, Cam	CB	6-0	205
97	**	Thomas, Deontre	DL	6-3	295
25		Thompkins, Ronald	RB	5-11	195
83		Vokolek, Travis	TE	6-6	260
55		Walker, Chris	DL	6-6	300
81	**	Warner, Kade	WR	6-1	210
31		Weinmaster, Zach	RB	5-11	190
92		Wildeman, Tate	DL	6-5	290
8	*	Williams, Deontai	S	6-1	205
56	***	Wilson, Boe	OL	6-3	300
96		Witucki, Camden	LS	6-3	220
33		Wright, Javin	S	6-3	205
23		Yant, Jaquez	RB	6-2	225

Lettermen in Bold; *Indicates Letters Earned

PRONUNCIATION GUIDE

Jared Bubak.....BOO-bock
 Ty Chaffin.....CHAFF-inn
 Turner Corcoran.....CORK-uh-rinn
 Marquel Dismuke.....marr-KELL diss-MUKE
 Levi Falck.....FAULK
 Matt/Will Farniok.....far-NEE-uck
 Colton Feist.....FEAST
 Tyson Guzman.....GUZZ-munn
 Nick Henrich.....HEN-ritch
 Nash Hutmacher.....HUT-make-urr
 Will Honas.....HO-nuss
 Brenden Jaimes.....HYME-iss
 Nadab Joseph.....NAY-dab
 Sami Khawja.....KWA-juh

Tamon Lynum.....tuh-MAWN
 Eteva Mauga-Clements....eh-TEE-vuh MAW-guh
 Dedrick Mills.....DEED-rick
 Sevon Morrison.....SAY-vee-un
 Mosai Newsom.....mo-SIGH
 Nouredin Nouili.....NAIR-id-in new-ILL-ee
 Simon Otte.....OAT-ee
 Cameron Pieper.....PIPE-urr
 William Przystup.....PRISS-tup
 Ryan Schommer.....SHOME-urr
 Ben Stille.....STILL-ee
 Jack Stoll.....STOLE
 Travis Vokolek.....VOKE-uh-leck
 Tate Wildeman.....WILL-deh-munn

NUMERICAL ROSTER

46	John Goodwin	TE
46	Corbin Ruth	RB
47	Tyson Guzman	S
47	Austin Jablonski	WR
48	Lane McCallum	S
49	Nate Boerkircher	TE
49	Pheldarius Payne	OLB
50	Jake Archer	ILB
51	Cameron Jurgens	OL
51	Braden Klover	ILB
52	Mosai Newsom	DL
53	Riley Moses	OL
54	Bryce Benhart	OL
54	Ryan Schommer	OLB
55	Brig Banks	LS
55	Chris Walker	DL
56	Grant Tagge	ILB
56	Boe Wilson	OL
57	Drew Monin	ILB
57	Ethan Piper	OL
58	Chris Cassidy	ILB
59	Ian Boerkircher	OL
59	Caden McCormack	ILB
62	Noah Stafursky	OL
63	Nouredin Nouili	OL
65	Christian Gaylord	OL
66	Bladen Bayless	OL
66	Ezra Miller	OL
68	Will Farniok	OL
69	Turner Corcoran	OL
70	Matt Sichterman	OL
71	Matt Farniok	OL
71	Keegan Menning	OL
72	Matthew Anderson	OL
72	Nash Hutmacher	DL
73	Broc Bando	OL
73	Baylor Brannen	DL
74	Brant Banks	OL
75	Trent Hixson	OL
76	Brenden Jaimes	OL
76	Eli Simonson	OL
77	Michael Lynn	OL
78	Jimmy Fritzsche	OL
79	Alex Conn	OL
80	Jared Bubak	TE
80	Jacob Herbek	DL
81	Nick Leader	OLB
81	Kade Warner	WR
82	Colton Feist	DL
82	Kurt Rafdal	TE
83	Sam Shurtleff	OLB
83	Travis Vokolek	TE
84	Matthias Algarin	WR
84	Eli Richter	OLB
85	John Bullock	OLB
85	Wyatt Liewer	WR
86	Jack Stoll	TE
87	Chris Hickman	WR
87	Jordon Riley	DL
88	Levi Falck	WR
89	Jamin Graham	DL
89	Oliver Martin	WR
90	Ben Lingenfelter	DL
90	William Przystup	P
91	Cameron Pieper	LS
92	Tate Wildeman	DL
93	Damion Daniels	DL
93	Gabe Heins	PK
94	Cade Mueller	LS
95	Grant Detlefsen	P
95	Ben Stille	DL
96	Marquis Black	DL
96	Tyler Crawford	PK
96	Camden Witucki	LS
97	Deontre Thomas	DL
98	Casey Rogers	DL
99	Ty Robinson	DL

2020 NEBRASKA GAME-BY-GAME STARTERS

OFFENSIVE STARTING LINEUPS

OPPONENT	WR	WR	WR	TE	RT	RG	C	LG	LT	QB	RB	PK
Ohio State	Warner	Falck	W. Robinson	Stoll	Benhart	M. Farniok	Jurgens	Wilson	Jaimes	Martinez	Mills	Culp
Northwestern	Warner	Falck	W. Robinson	Allen	Benhart	Wilson	M. Farniok	Piper	Jaimes	Martinez	Mills	Culp
Penn State	Warner	Brown	W. Robinson	Allen	Benhart	M. Farniok	Jurgens	Piper	Jaimes	McCaffrey	Mills	Culp
Illinois												
Iowa												
Purdue												
Minnesota												

DEFENSIVE STARTING LINEUPS

OPPONENT	DE	NG	DE	OLB	ILB	ILB	OLB	CB	S	S	CB	P
Ohio State	T. Robinson	Daniels	Stille	Nelson	Miller	Honas	Domann	Bootle	Dismuke	Williams	Taylor-Britt	Przystup
Northwestern	Rogers	Tannor*	Stille	Nelson	Miller	Reimer	Domann	Bootle	Dismuke	Farmer	Newsome	Przystup
Penn State	T. Robinson	Tannor*	Stille	Nelson	Miller	Honas	Domann	Bootle	Dismuke	Williams	Taylor-Britt	Przystup
Illinois												
Iowa												
Purdue												
Minnesota												

*Nebraska opened with five linebackers

2020 NEBRASKA PLAYER PARTICIPATION

PLAYER, POS.	GP	GS	PLAYER, POS.	GP	GS	PLAYER, POS.	GP	GS
Austin Allen, TE	3	2	Brenden Jaimes, OL	3	3	Ben Stille, DL	3	3
Broc Bando, OL	3	0	Rahmir Johnson, RB	1	0	Jack Stoll, TE	2	1
Brant Banks, OL	3	0	Cameron Jurgens, OL	2	2	Caleb Tannor, OLB	3	2
Brody Belt, WR	3	0	Wyatt Liewer, WR	3	0	Cam Taylor-Britt, CB	3	2
Bryce Benhart, OL	3	3	Tamon Lynam, CB	3	0	Deontre Thomas, DL	2	0
Zavier Betts, WR	2	0	Omar Manning, WR	1	0	Ronald Thompkins, RB	2	0
Dicaprio Bootle, CB	3	3	Adrian Martinez, QB	2	2	Travis Vokolek, TE	3	0
Alante Brown, WR	3	1	Eteva Mauga-Clements, ILB	3	0	Kade Warner, WR	3	3
Niko Cooper, OLB	2	0	Luke McCaffrey, QB	3	1	Tate Wildeman, DL	1	0
Turner Corcoran, OL	1	0	Collin Miller, ILB	3	3	Deontai Williams, S	3	2
Connor Culp, PK	3	0	Dedrick Mills, RB	3	3	Boe Wilson, OL	2	2
Damion Daniels, DL	3	1	Cade Mueller, LS	3	0			
Ronald Delancy III, CB	3	0	Garrett Nelson, OLB	3	3			
Marquel Dismuke, S	3	3	Quinton Newsome, CB	3	1			
JoJo Domann, OLB	3	3	Simon Otte, OLB	3	0			
Levi Falck, WR	3	2	Pheldarius Payne, OLB	3	0			
Myles Farmer, S	3	1	Cameron Pieper, LS	3	0			
Matt Farniok, OL	3	3	Ethan Piper, OL	3	2			
Will Farniok, OL	1	0	Noa Pola-Gates, S	3	0			
Colton Feist, DL	1	0	William Przystup, P	3	3			
Marcus Fleming, WR	3	0	Kurt Rafdal, TE	3	0			
Christian Gaylord, OL	3	0	Luke Reimer, ILB	2	1			
Isaac Gifford, S	3	0	Jordon Riley, DL	2	0			
Keem Green, DL	3	0	Ty Robinson, DL	3	2			
Nick Henrich, LB	3	0	Wan'Dale Robinson, WR	3	3			
Chris Hickman, WR	3	0	Casey Rogers, DL	3	1			
Trent Hixson, OL	1	0	Marvin Scott III, RB	2	0			
Will Honas, ILB	2	2	Matt Sichterman, OL	3	0			
Damian Jackson, OLB	1	0	Garrett Snodgrass, ILB	3	0			


**AUSTIN
ALLEN**

#11

**6-8 | 250 | JR. | TE
AURORA, NEB.**
CAREER HONORS

- 2-Time Academic All-Big Ten
- 6-Time Nebraska Scholar-Athlete Honor Roll
- Sam Foltz 27 Hero Leadership Award (2020)
- 3-Time Brook Berringer Citizenship Team
- 3-Time Tom Osborne Citizenship Team

PERSONAL NOTES

- His father Andrew was a Husker walk-on in 1981

SEASON HIGHLIGHTS

- Has set a career high with 98 receiving yards and tied his career high with seven receptions
- Caught two passes for 30 yards at Ohio State, tying his career high in receptions
- Had a 26-yard reception that was the third-longest catch of his career and Nebraska's longest reception of the game at Ohio State
- Added a 25-yard reception as part of a two-catch day at Northwestern
- Made a career-high three catches for 39 yards against Penn State
- Hauled in a catch of at least 25 yards for the third straight game

GAME-BY-GAME

OPPONENT	REC.	YDS	TD	LONG
at Ohio St.	2	30	0	26
at Northwestern	2	29	0	25
Penn St.	3	39	0	25
Illinois				
at Iowa				
at Purdue				
Minnesota				


**BRYCE
BENHART**

#54

**6-9 | 295 | R-FR. | OL
LAKEVILLE, MINN.**
CAREER HONORS

- 2-Time Nebraska Scholar-Athlete Honor Roll

CAREER NOTES

- Played in three games while redshirting in 2019, becoming the 12th true freshman offensive lineman to play in a game at Nebraska

SEASON HIGHLIGHTS

- Has started every game at right tackle
- Made the first start of his career at Ohio State

CAREER STATS

- **Games:** 6 (3 in 2019; 3 in 2020)
- **Starts:** 3 (3 in 2020)


**ZAVIER
BETTS**

#15

**6-2 | 200 | FR. | WR
OMAHA, NEB.**
CAREER NOTES

- Highest rated Nebraska high school recruit by Rivals (No. 59) since 2008

SEASON HIGHLIGHTS

- Made his career debut at Northwestern, catching two passes for 17 yards
- Caught two passes and led Nebraska with 54 receiving yards against Penn State
- Had a 45-yard touchdown reception for his first career touchdown

GAME-BY-GAME

OPPONENT	REC.	YDS	TD	LONG
at Ohio St.	-Did Not Play-			
at Northwestern	2	17	0	12
Penn St.	2	54	1	45
Illinois				
at Iowa				
at Purdue				
Minnesota				

CAREER STATS

YEAR	G/S	REC.	YDS	Y/R	Y/G	TD
2017						
		Redshirt				
2018	12/0	2	54	27.0	4.5	0
2019	12/5	7	83	11.9	6.9	0
2020	3/2	7	98	14.0	32.7	0
TOTAL	27/7	16	235	14.7	8.7	0

RUSHING: 1 att., 2 yds, 0 TDs
CAREER HIGHS


Receptions	3 vs. Penn St. (2020)
Receiving Yards	41 at Ohio St. (2018)
Receiving Touchdowns	none
Long Reception	41 at Ohio St. (2018)

CAREER STATS

YEAR	G/S	REC.	YDS	Y/R	Y/G	TD
2020	2/0	4	71	17.8	35.5	1

CAREER HIGHS

Receptions	2 twice
Receiving Yards	54 vs. Penn St. (2020)
Receiving Touchdowns	1 vs. Penn St. (2020)
Long Reception	45 vs. Penn St. [TD] (2020)



DICAPRIO BOOTLE

#7

5-10 | 195 | SR. | CB
MIAMI, FLA.

CAREER HONORS

- Team Captain (2020)
- Third-Team All-Big Ten (2018)
- Honorable-Mention All-Big Ten (2019)
- NU Defensive Back of the Year (2018, 2019)
- Academic All-Big Ten (2017)
- 3-Time Nebraska Scholar-Athlete Honor Roll
- 2-Time Brook Berringer Citizenship Team
- 2-Time Tom Osborne Citizenship Team

PERSONAL NOTES

- Earned his degree in management in December of 2019

CAREER NOTES

- Started 27 consecutive games (23 at CB; 4 at S)
- Ranked 9th nationally in pass breakups (15) in 2018 and 2nd in school history
- 23 career pass breakups are 10th in NU history

SEASON HIGHLIGHTS

- Had Nebraska's lone pass breakup of the game at Ohio State
- Made five tackles at Northwestern, when the Huskers allowed fewer than 170 passing yards
- Had two tackles and a breakup vs. Penn State

GAME-BY-GAME

OPPONENT	UT-AT-TT	TFL-YD	PBU	INT
at Ohio St.	5-0-5	0.0-0	1	0
at Northwestern	3-2-5	0.0-0	0	0
Penn St.	2-0-2	0.0-0	1	0
Illinois				
at Iowa				
at Purdue				
Minnesota				

CAREER TACKLE STATS

YEAR	G/S	UT	AT	TT	TFL-YD	SCK-YD
2016						
2017	12/1	11	4	15	1-1	0.0-0
2018	12/12	26	13	39	0-0	0.0-0
2019	12/12	17	14	31	0-0	0.0-0
2020	3/3	10	2	12	0.0-0	0.0-0
TOTAL	39/28	64	33	97	1.0-1	0.0-0

CAREER MISCELLANEOUS STATS

YEAR	FF	FR	PBU	INT	QBH	BLK
2016						
2017	0	0	0	0	0	0
2018	1	0	15	0	0	0
2019	1	0	6	0	1	0
2020	0	0	2	0	1	0
TOTAL	2	0	23	0	2	0

CAREER HIGHS

Tackles	7 vs. Purdue (2018)
TFLs	1 vs. Ohio St. (2017)
Sacks	none
Breakups	5 at Michigan (2018)



ALANTE BROWN

#4

5-11 | 190 | FR. | WR
CHICAGO, ILL.

CAREER NOTES

- No. 1 prep school player in 2020 recruiting class

SEASON HIGHLIGHTS

- Caught one pass for 16 yards in his Husker debut at Ohio State
- Made his first career start against Penn State but did not have a catch

GAME-BY-GAME

OPPONENT	REC.	YDS	TD	LONG
at Ohio St.	1	16	0	16
at Northwestern	0	0	0	-
Penn St.	0	0	0	-
Illinois				
at Iowa				
at Purdue				
Minnesota				

CAREER STATS

YEAR	G/S	REC.	YDS	Y/R	Y/G	TD
2020	3/1	1	16	16.0	8.0	0

CAREER HIGHS

Receptions	1 at Ohio St. (2020)
Receiving Yards	16 at Ohio St. (2020)
Receiving Touchdowns	none
Long Reception	16 at Ohio St. (2020)



CONNOR CULP

#33

5-10 | 190 | SR. | PK
PHOENIX, ARIZ.

CAREER HONORS

- SEC Special Teams Player of the Week (2017 at LSU)

PERSONAL NOTES

- Earned his degree in general business from LSU in December of 2019

CAREER NOTES

- Graduate transfer who spent the past four seasons at LSU
- Member of LSU's 2019 national championship team
- Was the Tigers' starting place-kicker as a redshirt freshman in 2017

SEASON HIGHLIGHTS

- Leads the Big Ten and ranks 3rd nationally in field goals per game (2.0)
- Ranks 22nd nationally in field goal percentage (85.7)
- Started and made both of his extra points and a 22-yard field goal in his Husker debut at Ohio State
- Also had four kickoffs, allowing only two returns for just 14 yards
- Connected on 2-of-3 field goals at Northwestern and had two touchbacks on four kickoffs
- Was perfect on his five kicks against Penn State (3-of-3 FGs; 2-of-2 PATs) and had two touchbacks

GAME-BY-GAME

OPPONENT	XP-ATT	FG-ATT	LG	BK	PTS
at Ohio St.	2-2	1-1	22	0	5
at Northwestern	1-1	2-3	38	0	7
Penn St.	2-2	3-3	30	0	11
Illinois					
at Iowa					
at Purdue					
Minnesota					

CAREER STATS

YEAR	G/S	PAT	FG	PCT.	PTS	LG
2016*						
2017*	10/10	20-23	11-16	68.8	53	47
2018*	0/0	0-0	0-0	0.0	0	-
2019*	0/0	0-0	0-0	0.0	0	-
2020	3/3	6-6	6-7	85.7	24	38
TOTAL	13/13	26-29	17-23	73.9	77	47

KICKOFFS: 24 att., 8 touchbacks

CAREER HIGHS

Field Goal Attempts	4 vs. Ole Miss (2017)*
Field Goals Made	4 vs. Ole Miss (2017)*
Long Field Goal	47 vs. Ole Miss (2017)*
Points	16 vs. Ole Miss (2017)*
PATs	4 twice (both in 2017)*

*at LSU



DAMION DANIELS #93

6-3 | 340 | JR. | DL
DALLAS, TEXAS

CAREER HONORS

- 2-Time Nebraska Scholar-Athlete Honor Roll
- 3-Time Brook Berringer Citizenship Team
- 3-Time Tom Osborne Citizenship Team

PERSONAL NOTES

- Earned his degree in communication studies in May of 2020
- His older brother Darrion was a team captain at Nebraska in 2019 and is a defensive lineman with the San Francisco 49ers

SEASON HIGHLIGHTS

- Made his second career start at nose tackle at Ohio State and finished with one tackle
- Added another tackle at Northwestern
- Posted three tackles against Penn State, one shy of his career high

GAME-BY-GAME

OPPONENT	UT-AT-TT	TFL-YD	SACK-YD
at Ohio St.	1-0-1	0.0-0	0.0-0
at Northwestern	1-0-1	0.0-0	0.0-0
Penn St.	0-3-3	0.0-0	0.0-0
Illinois			
at Iowa			
at Purdue			
Minnesota			

CAREER TACKLE STATS

YEAR	G/S	UT	AT	TT	TFL-YD	SCK-YD
2017		Redshirt				
2018	12/0	3	9	12	1-1	0.0-0
2019	12/1	3	10	13	0-0	0.0-0
2020	3/1	2	4	6	0.0-0	0.0-0
TOTAL	27/2	8	23	31	1.0-1	0.0-0

CAREER MISCELLANEOUS STATS

YEAR	FF	FR	PBU	INT	QBH	BLK
2017		Redshirt				
2018	0	1	0	0	0	0
2019	0	0	0	0	0	0
2020	0	0	0	0	0	0
TOTAL	0	1	0	0	0	0

CAREER HIGHS

Tackles	4 twice
TFLs	1 vs. Bethune-Cookman (2018)
Sacks	none
Breakups	none



MARQUEL DISMUKE #9

6-2 | 215 | SR. | S
COMPTON, CALIF.

CAREER HONORS

- Nebraska Scholar-Athlete Honor Roll (Fall 2006)

CAREER NOTES

- Has started 15 consecutive games at safety

SEASON HIGHLIGHTS

- Leads Nebraska with 25 tackles and is tied for the team lead with two pass breakups
- Ranks 10th in the Big Ten in tackles per game (8.3)
- Tied for the team lead with seven tackles at Ohio State
- Had three solo tackles at Northwestern and deflected a pass that led to a Husker interception
- Had a career-high 15 tackles against Penn State, his second career double-digit tackle game
- His 15 tackles were the most by a Husker since 2017

GAME-BY-GAME

OPPONENT	UT-AT-TT	TFL-YD	PBU	INT
at Ohio St.	5-2-7	0.0-0	0	0
at Northwestern	3-0-3	0.0-0	1	0
Penn St.	5-10-15	1.0-3	1	0
Illinois				
at Iowa				
at Purdue				
Minnesota				

CAREER TACKLE STATS

YEAR	G/S	UT	AT	TT	TFL-YD	SCK-YD
2016		Redshirt				
2017	12/1	20	14	34	0-0	0.0-0
2018	8/0	8	2	10	0-0	0.0-0
2019	12/12	42	25	67	2-5	0.0-0
2020	3/3	13	12	25	1.0-3	0.0-0
TOTAL	35/16	83	53	136	3.0-8	0.0-0

CAREER MISCELLANEOUS STATS

YEAR	FF	FR	PBU	INT	QBH	BLK
2016		Redshirt				
2017	0	1	0	0	0	0
2018	0	0	0	0	0	1
2019	0	1	4	0	1	0
2020	0	0	2	0	0	0
TOTAL	0	2	6	0	1	1

CAREER HIGHS

Tackles	15 vs. Penn St. (2020)
TFLs	1 three times
Sacks	none
Breakups	3 at Illinois (2019)
Blocked Punts	1 vs. Illinois [safety] (2018)



JOJO DOMANN #13

6-1 | 235 | SR. | OLB
COLORADO SPRINGS, COLO.

CAREER HONORS

- Academic All-Big Ten (2017)
- 3-Time Nebraska Scholar-Athlete Honor Roll
- 4-Time Brook Berringer Citizenship Team
- 4-Time Tom Osborne Citizenship Team

PERSONAL NOTES

- Earned his degree in advertising and public relations in May of 2020

CAREER NOTES

- Played safety his first 2 1/2 seasons before switching to outside linebacker midway through 2018

SEASON HIGHLIGHTS

- Leads Nebraska with 3.0 TFLs and is tied for second with 23 tackles
- Had a fumble recovery and six tackles in a start at Ohio State
- Had five tackles, 1.0 TFL and a quarterback hurry at Northwestern
- Totaled a career-high 12 tackles against Penn State, recording his 100th career tackle
- Also tied his career high with two TFLs

GAME-BY-GAME

OPPONENT	UT-AT-TT	TFL-YD	SACK-YD
at Ohio St.	3-3-6	0.0-0	0.0-0
at Northwestern	4-1-5	1.0-4	0.0-0
Penn St.	4-8-12	2.0-5	0.0-0
Illinois			
at Iowa			
at Purdue			
Minnesota			

CAREER TACKLE STATS

YEAR	G/S	UT	AT	TT	TFL-YD	SCK-YD
2016	13/0	5	3	8	0-0	0.0-0
2017		Redshirt				
2018	8/2	10	9	19	1-7	1.0-7
2019	12/7	38	14	52	11-40	2.5-21
2020	3/3	11	12	23	3.0-9	0.0-0
TOTAL	36/12	64	38	102	15.0-56	3.5-28

CAREER MISCELLANEOUS STATS

YEAR	FF	FR	PBU	INT	QBH	BLK
2016	1	0	0	0	0	0
2017		Redshirt				
2018	2	1	2	0	0	0
2019	2	0	6	0	1	0
2020	0	1	0	0	1	0
TOTAL	5	2	8	0	2	0

CAREER HIGHS

Tackles	12 vs. Penn St. (2020)
TFLs	2 four times
Sacks	1.0 three times
Breakups	2 vs. Iowa (2019)



LEVI FALCK #88

6-2 | 205 | SR. | WR
CIRCLE PINES, MINN.

PERSONAL NOTES

- Earned his degree in kinesiology and sport science from South Dakota in May of 2020

CAREER NOTES

- Joined Nebraska as a graduate transfer from South Dakota
- Went to South Dakota as a baseball recruit, but walked on to the football team following a baseball coaching change
- Played in 24 games with 15 starts at USD
- Caught 70 passes for 774 yards and two touchdowns with the Coyotes
- Tied the South Dakota single-game receptions record with 11 catches at Kansas State on Sept. 1, 2018

SEASON HIGHLIGHTS

- Started in his Husker debut and caught one pass for eight yards at Ohio State
- Had a six-yard reception at Northwestern
- Caught his longest pass as a Husker (21 yards) against Penn State

GAME-BY-GAME

OPPONENT	REC.	YDS	TD	LONG
at Ohio St.	1	8	0	8
at Northwestern	1	6	0	6
Penn St.	1	21	0	21
Illinois				
at Iowa				
at Purdue				
Minnesota				

CAREER STATS

YEAR	G/S	REC.	YDS	Y/R	Y/G	TD
2016*						
				Redshirt		
2017*	7/3	16	197	12.3	28.1	0
2018*	11/9	45	492	10.9	44.7	2
2019*	6/3	9	85	9.4	14.2	0
2020	3/2	3	35	11.7	11.7	0
TOTAL	27/17	73	799	10.9	29.6	2

*at FCS South Dakota

RUSHING: 1 carry for -3 yards vs. UNI in 2018

CAREER HIGHS

Receptions	11 at Kansas St. (2019)*^
Receiving Yards	140 at Kansas St. (2019)*
Receiving Touchdowns	1 twice (both in 2019)
Long Reception	40 vs. Missouri St. (2018)

*at South Dakota

^tied the South Dakota school record



MYLES FARMER #18

6-3 | 205 | R-FR. | S
ATLANTA, GA.

CAREER HONORS

- Brook Berringer Citizenship Team (2020)
- Tom Osborne Citizenship Team (2020)

CAREER NOTES

- Redshirted in 2019 but played in four games and made one tackle on special teams

SEASON HIGHLIGHTS

- Ranks 9th nationally in interceptions per game (0.7)
- Ranks 37th nationally in total interceptions (2)
- Saw extensive action in the second half at Ohio State in place of Deontai Williams (targeting disqualification) and made his first career defensive tackle
- Started at Northwestern and intercepted two passes while recording a career-high three tackles
- His first pick set up a field goal and his second interception set up a 3-yard touchdown run
- Made a pair of tackles against Penn State

GAME-BY-GAME

OPPONENT	UT-AT-TT	TFL-YD	PBU	INT
at Ohio St.	0-1-1	0.0-0	0	0
at Northwestern	3-0-3	0.0-0	0	2
Penn St.	2-0-2	0.0-0	0	0
Illinois				
at Iowa				
at Purdue				
Minnesota				

CAREER TACKLE STATS

YEAR	G/S	UT	AT	TT	TFL-YD	SCK-YD
2019*	4/0	1	0	1	0.0-0	0.0-0
2020	3/1	5	1	6	0.0-0	0.0-0
TOTAL	7/1	6	1	7	0.0-0	0.0-0

*redshirt season

CAREER MISCELLANEOUS STATS

YEAR	FF	FR	PBU	INT	QBH	BLK
2019*	0	0	0	0	0	0
2020	0	0	0	2	0	0
TOTAL	0	0	0	2	0	0

*redshirt season

CAREER HIGHS

Tackles	3 at Northwestern (2020)
TFLs	none
Sacks	none
Breakups	none
Interceptions	2 at Northwestern (2020)



MATT FARNIOK #71

6-6 | 335 | SR. | OL
SIOUX FALLS, S.D.

CAREER HONORS

- 2-Time Team Captain (2019 & 2020)
- NU Offensive Lineman of the Year (2019)
- 3-Time Academic All-Big Ten
- 8-Time Nebraska Scholar-Athlete Honor Roll
- 3-Time Brook Berringer Citizenship Team
- 3-Time Tom Osborne Citizenship Team

PERSONAL NOTES

- Earned his degree in criminology and criminal justice in May of 2020
- His younger brother Will is a sophomore offensive lineman for the Huskers
- One of four sets of brothers on 2020 roster
- Had older brothers who played at Iowa State (Tom, 2010-14) and Oklahoma (Derek, 2011-15)

CAREER NOTES

- 1 of 13 two-time captains in school history
- Has started 27 consecutive games (24 at right tackle; 2 at right guard; 1 at center)

SEASON HIGHLIGHTS

- Made his first career start at right guard at Ohio State
- Made his first career start at center at Northwestern
- Returned to right guard in a start vs. Penn State

CAREER STATS

- **Games:** 34 (7 in 2017; 12 in 2018; 12 in 2019; 3 in 2020)
- **Starts:** 26 (4 in 2017; 12 in 2018; 12 in 2019; 3 in 2020)



MARCUS FLEMING

#6

5-10 | 170 | FR. | WR
MIAMI, FLA.

SEASON HIGHLIGHTS

- Has played in every game as a true freshman, ranking third on the team with 75 receiving yards
- Made his debut at Ohio State but did not have a catch
- Caught five passes and led Nebraska with 75 receiving yards at Northwestern
- Had a 28-yard reception against the Wildcats, the longest catch of his career and Nebraska's longest reception of the game

GAME-BY-GAME

OPPONENT	REC.	YDS	TD	LONG
at Ohio St.	0	0	0	-
at Northwestern	5	75	0	28
Penn St.	0	0	0	-
Illinois				
at Iowa				
at Purdue				
Minnesota				



WILL HONAS

#3

6-1 | 225 | SR. | ILB
WICHITA, KAN.

CAREER HONORS

- Academic All-Big Ten (2019)
- 5-Time Nebraska Scholar-Athlete Honor Roll

SEASON HIGHLIGHTS

- Tied for the team lead with 2.0 sacks and is tied for second with 2.5 TFLs despite missing one game
- Made his first career start at Ohio State and tied for the team lead with seven tackles
- Had a career-high 2.0 sacks and tied his career high with 2.0 TFLs against the Buckeyes
- Totaled a career-high 13 tackles against Penn State, his second career game with double-digit tackles

GAME-BY-GAME

OPPONENT	UT-AT-TT	TFL-YD	SACK-YD
at Ohio St.	6-1-7	2.0-14	2.0-14
at Northwestern	-Did Not Play-		
Penn St.	5-8-13	0.5-0	0.0-0
Illinois			
at Iowa			
at Purdue			
Minnesota			

CAREER TACKLE STATS

YEAR	G/S	UT	AT	TT	TFL-YD	SCK-YD
2018*	4/0	6	9	15	1-1	0.0-0
2019	12/0	43	30	73	6-16	1.0-7
2020	2/2	11	9	20	2.5-14	2.0-14
TOTAL	18/2	60	48	108	9.5-31	3.0-21

*redshirt season

CAREER MISCELLANEOUS STATS

YEAR	FF	FR	PBU	INT	QBH	BLK
2018*	0	0	0	0	1	0
2019	0	0	0	0	1	0
2020	0	0	0	0	1	0
TOTAL	0	0	0	0	3	0

*redshirt season

CAREER HIGHS

Tackles	13 vs. Penn St. (2020)
TFLs	2.0 twice
Sacks	2.0 at Ohio St. (2020)
Breakups	none



BRENDEN JAIMES

#76

6-6 | 300 | SR. | OL
AUSTIN, TEXAS

CAREER HONORS

- 2-Time Honorable-Mention All-Big Ten
- Honorable-Mention BTN All-Freshman Team (2017)
- Nebraska Offensive MVP (2019)
- Academic All-Big Ten (2019)
- 4-Time Nebraska Scholar-Athlete Honor Roll

NEBRASKA RECORDS

- Starts by a True Freshman Offensive Lineman (9)

CAREER NOTES

- Has started 36 consecutive games, the longest active streak of any Husker
- Has started 27 straight games at left tackle
- Became the 11th Husker offensive lineman to play as a true freshman in 2017
- Became the 5th Husker offensive lineman to start a game as a true freshman in 2017
- Started nine games in 2017, nearly matching the total of the four previous Husker true freshmen offensive line starters combined (11 starts)

SEASON HIGHLIGHTS

- Has started every game at left tackle
- 1 of 2 Husker offensive linemen to start every game at the same position (also Bryce Benhart)

CAREER STATS

- Games: 36
(9 in 2017; 12 in 2018; 12 in 2019; 3 in 2020)
- Starts: 36
(9 in 2017; 12 in 2018; 12 in 2019; 3 in 2020)



CAMERON JURGENS

#51

6-3 | 285 | SO. | OL
BEATRICE, NEB.

CAREER HONORS

- 2-Time Nebraska Scholar-Athlete Honor Roll
- Brook Berringer Citizenship Team (2019)
- Tom Osborne Citizenship Team (2019)

CAREER NOTES

- Spent his true freshman season at tight end before switching to center in the spring of 2019
- In 2019, became the first freshman (true or redshirt) to start a game at center for Nebraska since freshmen regained eligibility in 1972
- 1 of 6 freshmen offensive linemen (true or redshirt) to start a season opener at Nebraska

SEASON HIGHLIGHTS

- Made his 13th straight start at center at Ohio St.
- Missed the Northwestern game due to injury but returned to start at center vs. Penn State

CAREER STATS

- Games: 15 (1 in 2018*; 12 in 2019; 2 in 2020)
- Starts: 14 (12 in 2019; 2 in 2020)


*redshirt season (at tight end)

CAREER STATS

YEAR	G/S	REC.	YDS	Y/R	Y/G	TD
2020	3/0	5	75	15.0	25.0	0

CAREER HIGHS

Receptions	5 at Northwestern (2020)
Receiving Yards	75 at Northwestern (2020)
Receiving Touchdowns	none
Long Reception	28 at Northwestern (2020)



ADRIAN MARTINEZ

#2

6-2 | 225 | JR. | QB
FRESNO, CALIF.

CAREER HONORS

- 2-Time Team Captain (2019 & 2020)
- Freshman All-American (2018)
- 2-Time Walter Camp Award Watch List
- 2-Time Maxwell Award Watch List
- Davey O'Brien Award Watch List (2019)
- Manning Award Watch List (2019)
- Honorable-Mention All-Big Ten (2018)
- National Performer of the Week (2018 vs. Minn.)
- National Freshman of the Week (2018 vs. Colo.)
- 3-Time Big Ten Freshman of the Week (2018)
- NU Outstanding Male Newcomer (2018-19)
- Nebraska Offensive Back of the Year (2018)
- Academic All-Big Ten (2020)
- 4-Time Nebraska Scholar-Athlete Honor Roll
- 2-Time Brook Berringer Citizenship Team
- 2-Time Tom Osborne Citizenship Team

NEBRASKA RECORDS

- Career 400-Yard Total Offense Games (4)
- Season Total Offense Per Game (295.1 in 2018)
- Season 400-Yard Total Offense Games (3 in 2018)
- Season 300-Yard Total Offense Games (7 in 2018)
- Game Completion Pct. (86.2 vs. Minn. in 2018)

ACTIVE NCAA CAREER RANKINGS

- Total Offensive Yards Per Game: 10th (271.5)

CAREER NOTES

- 1 of 13 two-time captains in school history
- In 2019, was just the second sophomore captain at Nebraska since 1930
- In 2018, posted the highest total offense average (295.1 ypg) ever by a true freshman quarterback at a Power Five school
- Overall, posted the 10th-highest total offense average by an FBS freshman and the fifth-best mark by a true freshman
- 1 of 6 freshmen in FBS history to average 200 passing yards & 50 rushing yards per game (1 of 2 true freshmen to hit both marks)
- Is the only true freshman quarterback to start a season opener in Nebraska history
- 1 of 3 true freshmen quarterbacks to start for NU
- 1 of 2 Huskers to have a 300-yard passing and 100-yard rushing game (also Taylor Martinez)
- 1 of 4 Huskers with 4,000 career passing yards and 1,000 career rushing yards (Eric Crouch, Taylor Martinez, Tommy Armstrong Jr.)
- Fastest Husker to record 5,000 total yards (18th game, three games faster than Taylor Martinez)
- Matched Zac Taylor as the fastest Husker to record 4,000 passing yards (18 games)

SEASON HIGHLIGHTS

- Accounted for 190 yards of offense at Ohio State, completing 12-of-15 passes for 105 yards and rushing 13 times for 85 yards and one score
- Posted his fourth career 100-yard rushing game with 102 yards on 13 carries at Northwestern while adding 125 passing yards

PASSING GAME-BY-GAME

OPPONENT	COMP-ATT	YDS	TD	INT
at Ohio St.	12-15	105	0	0
at Northwestern	12-27	125	0	1
Penn St.	-Did Not Play-			
Illinois				
at Iowa				
at Purdue				
Minnesota				

RUSHING GAME-BY-GAME

OPPONENT	ATT.	YDS	TD	LONG
at Ohio St.	13	85	1	39
at Northwestern	13	102	0	28
Penn St.	-Did Not Play-			
Illinois				
at Iowa				
at Purdue				
Minnesota				

TOTAL OFFENSE GAME-BY-GAME

OPPONENT	ATT.	PASS	RUSH	TOT
at Ohio St.	28	105	85	190
at Northwestern	40	125	102	227
Penn St.	-Did Not Play-			
Illinois				
at Iowa				
at Purdue				
Minnesota				

CAREER PASSING STATS

YEAR	G/S	CMP-ATT	PCT	YDS	TD	INT
2018	11/11	224-347	64.6	2,617	17	8
2019	10/10	149-251	59.4	1,956	10	9
2020	2/2	24-42	57.1	230	0	1
TOTAL	23/23	397-640	62.0	4,803	27	18

Total Offense: 950 att., 6,245 yds, 43 TDs

CAREER RUSHING STATS

YEAR	G/S	ATT.	NET	Y/A	Y/G	TD
2018	11/11	140	629	4.5	57.2	8
2019	10/10	144	626	4.3	62.6	7
2020	2/2	26	187	7.2	93.5	1
TOTAL	23/23	310	1,442	4.6	62.7	16

CAREER PASSING HIGHS

Attempts	42 twice
Completions	26 at Iowa (2018)
Yards	384 at Wisconsin (2018)
Touchdowns	3 three times
Long Pass	75 twice (both TDs)

CAREER RUSHING HIGHS

Attempts	20 at Ohio St. (2018)
Yards	125 vs. Minnesota (2018)
Touchdowns	2 three times
Long Rush	56 vs. Ohio St. (2019)

CAREER TOTAL OFFENSE HIGHS

Attempts	60 vs. Purdue (2018)
Yards	446 at Illinois (2019)
Total Touchdowns	4 three times

MARTINEZ RECORD WATCH

CAREER TOTAL OFFENSE

RK.	PLAYER, YEARS	YDS
1.	Tommy Armstrong Jr., 2013-16	10,690
2.	Taylor Martinez, 2010-13	10,233
3.	Eric Crouch, 1998-2001	7,915
4.	Adrian Martinez, 2018-pres.	6,245

CAREER PASSING YARDS

RK.	PLAYER, YEARS	YDS
1.	Tommy Armstrong Jr., 2013-17	8,871
2.	Taylor Martinez, 2010-13	7,258
3.	Zac Taylor, 2005-06	5,850
4.	Joe Ganz, 2005-08	5,125
5.	Dave Humm, 1972-74	5,035
6.	Adrian Martinez, 2018-pres.	4,803

CAREER COMPLETION PERCENTAGE

RK.	PLAYER, YEARS	PCT.
1.	Joe Ganz, 2006-08	65.1
2.	Sam Keller, 2007	63.1
3.	Adrian Martinez, 2018-present	62.0

Minimum 1,000 career passing yards

CAREER COMPLETIONS

RK.	PLAYER, YEARS	COMP.
1.	Tommy Armstrong Jr., 2013-16	625
2.	Taylor Martinez, 2010-13	575
3.	Zac Taylor, 2005-06	470
5.	Adrian Martinez, 2018-present	397

CAREER 250-YARD PASSING GAMES

RK.	PLAYER, YEARS	GAMES
1.	Tommy Armstrong Jr., 2013-16	14
2.	Joe Ganz, 2006-08	11
3.	Adrian Martinez, 2018-present	10

CAREER 300-YARD PASSING GAMES

RK.	PLAYER, YEARS	GAMES
1.	Joe Ganz, 2006-08	8
2.	Tommy Armstrong Jr., 2013-16	6
3.	Taylor Martinez, 2010-13	4
t-4.	Adrian Martinez, 2018-present	3

CAREER 400-YARD TOTAL OFFENSE GAMES

RK.	PLAYER, YEARS	GAMES
1.	Adrian Martinez, 2018-present	4
2.	Joe Ganz, 2006-08	3

CAREER 300-YARD TOTAL OFFENSE GAMES

RK.	PLAYER, YEARS	GAMES
1.	Tommy Armstrong Jr., 2013-16	13
2.	Adrian Martinez, 2018-present	12



LUKE McCAFFREY #7

6-2 | 200 | R-FR. | QB
HIGHLANDS RANCH, COLO.

CAREER HONORS

- 3-Time Nebraska Scholar-Athlete Honor Roll

PERSONAL NOTES

- Son of Ed McCaffrey, a 13-year NFL wide receiver, three-time Super Bowl champion and current head coach of Northern Colorado
- Each of his three older brothers played college football
- Max played at Duke and in the NFL
- Christian was the 2015 AP Player of the Year at Stanford and a first-team NFL All-Pro with the Carolina Panthers in 2019
- Dylan is a quarterback at Michigan
- Grandfather, Dave Sime, was the silver medalist in the 100-yard dash at the 1960 Rome Olympics

SEASON HIGHLIGHTS

- Came off the bench to play quarterback in each of the first two games before starting and playing every snap against Penn State
- Played quarterback, running back and receiver at Ohio State, accounting for 135 total yards
- Rushed for 80 yards - including a career-long 47-yard run - threw for 55 yards and had a five-yard reception
- Saw extensive action in the second half at Northwestern, completing 12-of-16 passes for 93 yards while rushing eight times for 49 yards
- Earned his first career start in the win over Penn State
- Set career highs in passing yards (151) and total offense (219) in the win and was Nebraska's leading rusher with 67 yards
- Also posted his first career game with multiple touchdowns, running for one score and throwing for a 45-yard touchdown

PASSING GAME-BY-GAME

OPPONENT	COMP-ATT	YDS	TD	INT
at Ohio St.	4-5	55	0	0
at Northwestern	12-16	93	0	1
Penn St.	13-21	152	1	1
Illinois				
at Iowa				
at Purdue				
Minnesota				

RUSHING GAME-BY-GAME

OPPONENT	ATT.	YDS	TD	LONG
at Ohio St.	9	80	0	47
at Northwestern	8	49	0	20
Penn St.	13	67	1	22
Illinois				
at Iowa				
at Purdue				
Minnesota				

TOTAL OFFENSE GAME-BY-GAME

OPPONENT	ATT.	PASS	RUSH	TOT
at Ohio St.	14	55	87	142
at Northwestern	24	93	49	142
Penn St.	34	152	67	219
Illinois				
at Iowa				
at Purdue				
Minnesota				

CAREER PASSING STATS

YEAR	G/S	CMP-ATT	PCT	YDS	TD	INT
2019*	4/0	9-12	75.0	142	2	0
2020	3/1	29-42	69.0	300	1	2
TOTAL	7/1	38-54	70.4	442	3	1

*redshirt season

Total Offense: 108 att., 804 yds, 5 TDs

CAREER RUSHING STATS

YEAR	G/S	ATT.	NET	Y/A	Y/G	TD
2019*	4/0	24	166	6.9	41.5	1
2020	3/1	30	196	6.5	65.3	1
TOTAL	7/1	54	362	6.7	51.7	2

*redshirt season

Receiving: 2 rec., 17 yds, 0 TDs

CAREER PASSING HIGHS

Attempts	21 vs. Penn St. (2020)
Completions	13 vs. Penn St. (2020)
Yards	152 vs. Penn St. (2020)
Touchdowns	1 three times
Long Pass	45 vs. Penn St. [TD] (2020)

CAREER RUSHING HIGHS

Attempts	13 vs. Penn St. (2020)
Yards	83 at Maryland (2019)
Touchdowns	1 twice
Long Rush	47 at Ohio St. (2020)

CAREER TOTAL OFFENSE HIGHS

Attempts	34 vs. Penn St. (2020)
Yards	219 vs. Penn St. (2020)
Total Touchdowns	2 vs. Penn St. (2020)



COLLIN MILLER #31

6-3 | 245 | SR. | ILB
FISHERS, IND.

CAREER HONORS

- Team Captain (2020)
- Nebraska Linebacker of the Year (2019)
- Nebraska Scout Team Defensive MVP (2016)
- Academic All-Big Ten (2017)
- Nebraska Scholar-Athlete Honor Roll (Spring 2017)
- 2-Time Brook Berringer Citizenship Team
- 2-Time Tom Osborne Citizenship Team

CAREER NOTES

- Has started 15 consecutive games at inside linebacker

SEASON HIGHLIGHTS

- Tied for second on the team with 23 tackles
- Recorded his 100th career tackle and tied for the team lead with seven tackles at Ohio State
- Had a career-high 1.5 TFLs vs. the Buckeyes
- Made six tackles, including a half TFL, and added a quarterback hurry at Northwestern
- Finished with 10 tackles vs. Penn State, his second career game with double-digit tackles

GAME-BY-GAME

OPPONENT	UT-AT-TT	TFL-YD	SACK-YD
at Ohio St.	3-4-7	1.5-3	0.0-0
at Northwestern	2-4-6	0.5-0	0.0-0
Penn St.	3-7-10	0.0-0	0.0-0
Illinois			
at Iowa			
at Purdue			
Minnesota			

CAREER TACKLE STATS

YEAR	G/S	UT	AT	TT	TFL-YD	SCK-YD
2016						
2017	12/0	4	7	11	0-0	0.0-0
2018	12/0	9	8	17	1-7	0.0-0
2019	12/12	36	31	67	7-13	1.0-5
2020	3/3	8	15	23	2.0-3	0.0-0
TOTAL	39/15	57	61	118	10.0-23	1.0-5

CAREER MISCELLANEOUS STATS

YEAR	FF	FR	PBU	INT	QBH	BLK
2016						
2017	0	1	0	0	0	0
2018	0	0	0	0	0	0
2019	2	1	4	0	1	0
2020	0	0	0	0	2	0
TOTAL	2	2	4	0	3	0

CAREER HIGHS

Tackles	10 twice
TFLs	1.5 at Ohio St. (2020)
Sacks	1.0 at Maryland (2019)
Breakups	1 four times



DEDRICK MILLS #26

5-11 | 220 | SR. | RB
WAYCROSS, GA.

CAREER HONORS

- Doak Walker Award Watch List (2020)
- Honorable-Mention All-Big Ten (2019)
- 2016 Gator Bowl MVP (at Georgia Tech)
- 2-Time ACC Co-Rookie of the Week (2016)
- Nebraska Scholar-Athlete Honor Roll (Spring 2020)
- Brook Berringer Citizenship Team (2020)
- Tom Osborne Citizenship Team (2020)

CAREER NOTES

- Ranks 68th among all FBS players in career rushing yards (1,600)
- Spent his freshman season at Georgia Tech in 2016
- Was a two-time ACC Rookie of the Week & MVP of the 2016 Gator Bowl after rushing for 169 yards on 31 carries

SEASON HIGHLIGHTS

- Rushed for 29 yards and one touchdown at Ohio State
- Had 59 yards rushing, including a 3-yard touchdown, at Northwestern
- Also led Nebraska with a career-high six receptions for 33 yards at Northwestern
- Was limited to three carries for 11 yards against Penn State, suffering a first-quarter injury

GAME-BY-GAME

OPPONENT	ATT.	YDS	TD	LONG
at Ohio St.	9	29	1	8
at Northwestern	19	59	1	15
Penn St.	3	11	0	5
Illinois				
at Iowa				
at Purdue				
Minnesota				

CAREER RUSHING STATS

YEAR	G/S	ATT.	NET	Y/A	Y/G	TD
2016*	9/7	152	771	5.1	85.7	12
2017						
2018						
2019	12/6	143	745	5.2	62.1	10
2020	3/3	31	95	3.1	31.7	2
TOTAL	24/16	326	1,611	4.9	67.1	23

*at Georgia Tech

RECEIVING: 23 rec., 161 yds, 1 TD

PASSING: 0-for-1, 0 yds, 1 INT, 0 TD

CAREER HIGHS

Rushing Attempts	31 vs. Kentucky (2016)*
Rushing Yards	188 vs. Wisconsin (2019)
Rushing Touchdowns	3 vs. Vanderbilt (2016)*
Long Rush	61 vs. Northern Illinois (2019)
Receptions	6 at Northwestern (2020)
Receiving Yards	34 vs. Iowa (2019)
Receiving Touchdowns	1 vs. Miami (2016)*
Long Reception	20 at Colorado (2019)

*at Georgia Tech



GARRETT NELSON #44

6-3 | 260 | SO. | OLB
SCOTTSBLUFF, NEB.

CAREER HONORS

- 2-Time Nebraska Scholar-Athlete Honor Roll

PERSONAL NOTES

- His father Chris was a two-time All-American wrestler at Nebraska

SEASON HIGHLIGHTS

- Has started every game at outside linebacker
- Made one tackle at Ohio State in his first career start
- Had three tackles and a quarterback hurry at Northwestern
- Totaled a career-high nine tackles vs. Penn State

GAME-BY-GAME

OPPONENT	UT-AT-TT	TFL-YD	SACK-YD
at Ohio St.	1-0-1	0.0-0	0.0-0
at Northwestern	2-1-3	0.0-0	0.0-0
Penn St.	2-7-9	0.0-0	0.0-0
Illinois			
at Iowa			
at Purdue			
Minnesota			

CAREER TACKLE STATS

YEAR	G/S	UT	AT	TT	TFL-YD	SCK-YD
2019	11/0	4	11	15	2-5	0.0-0
2020	3/3	5	8	13	0.0-0	0.0-0
TOTAL	14/3	9	19	28	2.0-5	0.0-0

CAREER MISCELLANEOUS STATS

YEAR	FF	FR	PBU	INT	QBH	BLK
2019	0	0	0	0	0	0
2020	0	0	0	0	1	0
TOTAL	0	0	0	0	1	0

CAREER HIGHS

Tackles	9 vs. Penn St. (2020)
TFLs	2 at Minnesota (2019)
Sacks	none
Breakups	none



QUINTON NEWSOME #6

6-2 | 180 | SO. | CB
SUWANEE, GA.

CAREER HONORS

- 2-Time Nebraska Scholar-Athlete Honor Roll
- Brook Berringer Citizenship Team (2020)
- Tom Osborne Citizenship Team (2020)

SEASON HIGHLIGHTS

- Had his first four career tackles at Ohio State
- Also forced a fumble that was recovered by Nebraska
- Started in place of Cam Taylor-Britt (missed first half due to targeting disqualification the previous game) at Northwestern and made three tackles
- Made one tackle against Penn State

GAME-BY-GAME

OPPONENT	UT-AT-TT	TFL-YD	PBU	INT
at Ohio St.	3-1-4	0.0-0	0	0
at Northwestern	3-0-3	0.0-0	0	0
Penn St.	0-1-1	0.0-0	0	0
Illinois				
at Iowa				
at Purdue				
Minnesota				

CAREER TACKLE STATS


YEAR	G/S	UT	AT	TT	TFL-YD	SCK-YD
2019	10/0	0	0	0	0-0	0.0-0
2020	3/1	6	2	8	0.0-0	0.0-0
TOTAL	13/1	6	2	8	0.0-0	0.0-0

CAREER MISCELLANEOUS STATS

YEAR	FF	FR	PBU	INT	QBH	BLK
2019	0	0	0	0	0	0
2020	1	0	0	0	0	0
TOTAL	1	0	0	0	0	0

CAREER HIGHS

Tackles	4 at Ohio St. (2020)
TFLs	none
Sacks	none
Breakups	none



PHELDARIUS #49 PAYNE

6-3 | 275 | JR. | DL
SUFFOLK, VA.

CAREER NOTES

- Came to Nebraska from Lackawanna Community College in Pennsylvania

SEASON HIGHLIGHTS

- Totaled two tackles in his Husker debut at Ohio State
- Made two more tackles at Northwestern
- Had a career-high six tackles against Penn State, including his first career TFL

GAME-BY-GAME

OPPONENT	UT-AT-TT	TFL-YD	SACK-YD
at Ohio St.	0-2-2	0.0-0	0.0-0
at Northwestern	1-1-2	0.0-0	0.0-0
Penn St.	3-3-6	0.5-1	0.0-0
Illinois			
at Iowa			
at Purdue			
Minnesota			

CAREER TACKLE STATS

YEAR	G/S	UT	AT	TT	TFL-YD	SCK-YD
2020	3/0	4	6	10	0.5-1	0.0-0

CAREER MISCELLANEOUS STATS

YEAR	FF	FR	PBU	INT	QBH	BLK
2020	0	0	1	0	2	0

CAREER HIGHS

Tackles	6 vs. Penn St. (2020)
TFLs	0.5 vs. Penn St. (2020)
Sacks	none
Breakups	none



ETHAN #57 PIPER

6-4 | 300 | R-FR. | OL
NORFOLK, NEB.

CAREER HONORS

- 2-Time Nebraska Scholar-Athlete Honor Roll

CAREER NOTES

- Played in one game while redshirting in 2019, becoming the 13th true freshman offensive lineman to play in a game at Nebraska

SEASON HIGHLIGHTS

- Has played extensively in every game with two starts at left guard
- Made his first career start at Northwestern and also started in the win against Penn State

CAREER STATS

- Games: 4 (1 in 2019; 3 in 2020)
- Starts: 2 (2 in 2020)



WILLIAM #40 PRZYSTUP

6-4 | 250 | SO. | P
OVIEDO, FLA.

CAREER NOTES

- Began his career at Michigan State, playing in four games while redshirting in 2018

SEASON HIGHLIGHTS

- Earned his first Nebraska start at punter and punted five times for a 44.6-yard average with a long of 51
- Averaged 40.4 yards on five punts at Northwestern with a career-long 56-yard punt
- Pinned Penn State inside the 20 twice and inside the 10 once in four punts
- Also had a 53-yard punt from his own 16-yard line that was fair caught at the PSU 31-yard line in the fourth quarter with Nebraska clinging to a seven-point lead

PUNTING GAME-BY-GAME

OPPONENT	NO.	AVG	I20	LONG
at Ohio St.	5	44.6	1	51
at Northwestern	5	40.4	0	56
Penn St.	4	40.5	2	53
Illinois				
at Iowa				
at Purdue				
Minnesota				

CAREER PUNTING STATS

YEAR	NO.	AVG	LG	TB	I20	50+	BLK
2018*^	27	40.6	55	3	9	5	0
2019	0	0.0	-	0	0	0	0
2020	14	41.9	56	1	3	3	0
TOTAL	41	41.1	56	4	12	8	0

*at Michigan State

^redshirt season

KICKOFFS: 34 att., 11 touchbacks

CAREER PUNTING HIGHS

Punts	8 vs. Rutgers (2018)*
Average	46.2 at Ohio St. (2018)*
Inside 20	5 vs. Rutgers (2018)*
50-Yard Punts	2 twice*
Long Punt	56 at Northwestern (2020)

*at Michigan State



LUKE REIMER #28

6-1 | 220 | SO. | ILB
LINCOLN, NEB.

CAREER HONORS

- Nebraska Scholar-Athlete Honor Roll (Spring 2020)

SEASON HIGHLIGHTS

- Tied for the team lead with 2.0 sacks and tied for second on the team with 2.5 TFLs, despite missing one game
- Already has more tackles this year than in his entire freshman season
- Missed the Ohio State game due to injury
- Made his first career start at Northwestern and led Nebraska with a career-high 10 tackles, a career-high 1.5 TFLs and his first career sack
- Also forced a fumble on his sack
- Registered four tackles against Penn State, including a sack for the second straight game

GAME-BY-GAME

OPPONENT	UT-AT-TT	TFL-YD	SACK-YD
at Ohio St.	-Did Not Play-		
at Northwestern	7-3-10	1.5-9	1.0-8
Penn St.	2-2-4	1.0-4	1.0-4
Illinois			
at Iowa			
at Purdue			
Minnesota			

CAREER TACKLE STATS

YEAR	G/S	UT	AT	TT	TFL-YD	SCK-YD
2019	10/0	7	4	11	1-4	0.0-0
2020	2/1	9	5	14	2.5-13	2.0-12
TOTAL	12/1	16	9	25	3.5-17	2.0-12

CAREER MISCELLANEOUS STATS

YEAR	FF	FR	PBU	INT	QBH	BLK
2019	0	1	0	0	0	0
2020	1	0	0	0	0	0
TOTAL	1	1	0	0	0	0

CAREER HIGHS

Tackles	10 at Northwestern (2020)
TFLs	1.5 at Northwestern (2020)
Sacks	1.0 twice
Breakups	none



WAN'DALE ROBINSON #1

5-10 | 190 | SO. | WR
FRANKFORT, KY.

CAREER HONORS

- Paul Hornung Award Finalist (2019)
- Paul Hornung Award Watch List (2020)
- 2nd-Team Freshman All-American (2019, The Athletic)
- Honorable-Mention All-Big Ten (2019)
- 2-Time Big Ten Freshman of the Week (2019)
- Nebraska Scholar-Athlete Honor Roll (Spring 2019)

NEBRASKA RECORDS

- Receptions by a True Freshman (40 in 2019)
- Receiving Yards by a True Freshman (443 in 2019)

PERSONAL NOTES

- Only letterwinner from Kentucky in NU history

CAREER NOTES

- 1 of 4 Husker true freshmen to total 1,000 all-purpose yards (Ahman Green in 1995; Ameer Abdullah in 2011; De'Mornay Pierson-El in 2014)
- 1 of 4 finalists for the 2019 Paul Hornung Award, presented to the nation's most versatile player
- Joined Ameer Abdullah (2014) as the only Hornung Award finalists in Husker history
- In 2019, was 4th nationally among all freshmen and 2nd among all Power Five Conference freshmen in all-purpose yards per game (112.8)

SEASON HIGHLIGHTS

- Led Nebraska with six catches and 49 receiving yards at Ohio State
- Had six of the eight receptions by a Husker wide receiver against the Buckeyes
- Added four catches for 32 yards at Northwestern
- His final catch was the 50th of his career, as he reached the mark in his 12th game to become the 2nd-fastest Husker to 50 career catches
- Played primarily at running back against Penn State after starter Dedrick Mills suffered a first-quarter injury
- Ran 16 times for 60 yards against the Nittany Lions

RECEIVING GAME-BY-GAME

OPPONENT	REC.	YDS	TD	LONG
at Ohio St.	6	49	0	21
at Northwestern	4	32	0	14
Penn St.	0	0	0	-
Illinois				
at Iowa				
at Purdue				
Minnesota				

CAREER STATS

YEAR	G/S	REC.	YDS	Y/R	Y/G	TD
2019	10/4	40	453	11.3	45.3	2
2020	3/3	10	81	6.1	30.7	0
TOTAL	13/7	50	534	9.9	41.9	2

RUSHING: 104 att., 400 yds, 3 TDs

CAREER ALL-PURPOSE STATS

YEAR	RUSH	REC	PR	KR	TOT	Y/G
2019	340	453	0	236	1,029	102.9
2020	60	92	-5	0	147	49.0
TOTAL	400	545	-5	236	1,176	90.5

KICKOFF RETURNS: 11 ret., 236 yds, 0 TD

PUNT RETURNS: 1 ret., -5 yds, 0 TD

CAREER HIGHS

Receptions	8 at Illinois
Receiving Yards	123 vs. Northwestern (2019)
Receiving Touchdowns	2 at Illinois (2019)
Long Reception	49 vs. Northwestern (2019)
Rushes	22 vs. Indiana (2019)
Rushing Yards	89 at Illinois (2019)
Rushing Touchdowns	1 three times
Long Rush	42 vs. Northwestern (2019)



TY ROBINSON #99

6-6 | 315 | R-FR. | DL
GILBERT, ARIZ.

CAREER NOTES

- Redshirted in 2019, but played in three games

SEASON HIGHLIGHTS

- Has started two of the Huskers' three games at defensive end as a redshirt freshman
- Started and made the first three tackles of his career at Ohio State, including 1.0 tackle for loss
- Had another TFL, a career-high four tackles and his first career quarterback hurry at Northwestern
- Had a career-high four tackles for the second straight week against Penn State

GAME-BY-GAME

OPPONENT	UT-AT-TT	TFL-YD	SACK-YD
at Ohio St.	1-2-3	1.0-2	0.0-0
at Northwestern	3-1-4	1.0-1	0.0-0
Penn St.	0-4-4	0.0-0	0.0-0
Illinois			
at Iowa			
at Purdue			
Minnesota			

CAREER TACKLE STATS

YEAR	G/S	UT	AT	TT	TFL-YD	SCK-YD
2019	3/0	0	0	0	0-0	0.0-0
2020	3/2	4	7	11	2.0-3	0.0-0
TOTAL	6/2	4	7	11	2.0-3	0.0-0

*redshirt season

CAREER MISCELLANEOUS STATS

YEAR	FF	FR	PBU	INT	QBH	BLK
2019	0	0	0	0	0	0
2020	0	0	0	0	1	0
TOTAL	0	0	0	0	1	0

*redshirt season

CAREER HIGHS

Tackles	4 twice
TFLs	1.0 twice
Sacks	none
Breakups	none



CASEY ROGERS #98

6-4 | 300 | SO. | DL
SYRACUSE, N.Y.

CAREER HONORS

- Academic All-Big Ten (2019)
- Nebraska Scholar-Athlete Honor Roll (Fall 2018)
- 2-Time Brook Berringer Citizenship Team
- 2-Time Tom Osborne Citizenship Team

PERSONAL NOTES

- Father, Lelan, is an assistant men's lacrosse coach at Syracuse

SEASON HIGHLIGHTS

- Totaled the first four tackles of his career at Ohio State, leading all Husker defensive linemen in stops
- Made his first career start at Northwestern and had one tackle
- Finished with three tackles against Penn State

GAME-BY-GAME

OPPONENT	UT-AT-TT	TFL-YD	SACK-YD
at Ohio St.	2-2-4	0.0-0	0.0-0
at Northwestern	1-0-1	0.0-0	0.0-0
Penn St.	0-3-3	0.0-0	0.0-0
Illinois			
at Iowa			
at Purdue			
Minnesota			

CAREER TACKLE STATS

YEAR	G/S	UT	AT	TT	TFL-YD	SCK-YD
2018						
2019	4/0	0	0	0	0-0	0.0-0
2020	3/1	3	5	8	0.0-0	0.0-0
TOTAL	7/1	3	5	8	0.0-0	0.0-0

CAREER MISCELLANEOUS STATS

YEAR	FF	FR	PBU	INT	QBH	BLK
2018						
2019	0	0	0	0	0	0
2020	0	0	0	0	0	0
TOTAL	0	0	0	0	0	0

CAREER HIGHS

Tackles	4 at Ohio State (2020)
TFLs	none
Sacks	none
Breakups	none



MARVIN SCOTT III #24

5-9 | 210 | FR. | RB
DAYTONA BEACH, FLA.

PERSONAL NOTES

- Was a state champion weight lifter in high school

SEASON HIGHLIGHTS

- Made his debut at Northwestern with three carries for 14 yards
- Carried the ball five times for 11 yards against Penn State
- Also posted his first career reception with a 14-yard catch on 3rd-and-9 in a second-quarter drive that led to a Husker field goal

GAME-BY-GAME

OPPONENT	ATT.	YDS	TD	LONG
at Ohio St.	-Did Not Play-			
at Northwestern	3	14	0	8
Penn St.	5	11	0	5
Illinois				
at Iowa				
at Purdue				
Minnesota				


CAREER RUSHING STATS

YEAR	G/S	ATT.	NET	Y/A	Y/G	TD
2020	2/0	8	25	3.1	12.5	0

RECEIVING: 1 rec., 14 yds, 0 TDs

CAREER HIGHS

Rushing Attempts	5 vs. Penn St. (2020)
Rushing Yards	14 at Northwestern (2020)
Rushing Touchdowns	none
Long Rush	8 at Northwestern (2020)



BEN STILLE #95

6-5 | 295 | SR. | DL
ASHLAND, NEB.

CAREER HONORS

- Campbell Trophy Semifinalist (2020)
- 2-Time Wuerffel Trophy Watch List
- 2-Time AFCA Good Works Team Nominee
- Big Ten Sportsmanship Award (2019)
- BTN All-Freshman Team (2017)
- Big Ten Freshman of the Week (2017 vs. Illinois)
- Academic All-District VII (2019)
- Big Ten Distinguished Scholar (2019)
- 3-Time Academic All-Big Ten
- 6-Time Nebraska Scholar-Athlete Honor Roll
- Sam Foltz Hero 27 Leadership Award (2019)
- 4-Time Brook Berringer Citizenship Team
- 4-Time Tom Osborne Citizenship Team

PERSONAL NOTES

- Earned his degree in nutrition and health sciences in December of 2019

CAREER NOTES

- 1st Husker freshman to lead NU in TFLs (10 in 2017) since the stat began being tracked in 1968
- 1st Husker freshman to lead NU in sacks (3.5 in 2017) since the stat became official in 1981

SEASON HIGHLIGHTS

- Had three tackles and a half TFL at Ohio State
- Made four tackles at Northwestern
- Had three tackles against Penn State and a quarterback hit that forced a fourth-down incompletion on the Nittany Lions' final play

GAME-BY-GAME

OPPONENT	UT-AT-TT	TFL-YD	SACK-YD
at Ohio St.	2-1-3	0.5-0	0.0-0
at Northwestern	2-2-4	0.0-0	0.0-0
Penn St.	1-2-3	0.0-0	0.0-0
Illinois			
at Iowa			
at Purdue			
Minnesota			

CAREER TACKLE STATS

YEAR	G/S	UT	AT	TT	TFL-YD	SCK-YD
2016						
2017	9/1	12	12	24	10-38	3.5-27
2018	12/11	10	15	25	5-28	5.0-28
2019	12/2	13	18	31	8-38	3.0-20
2020	3/3	4	6	10	0.5-0	0.0-0
TOTAL	36/17	39	51	90	23.5-104	11.5-75

CAREER MISCELLANEOUS STATS

YEAR	FF	FR	PBU	INT	QBH	BLK
2016						
2017	1	0	1	0	1	0
2018	0	0	2	0	6	0
2019	0	0	1	0	5	0
2020	0	0	0	0	1	0
TOTAL	1	0	4	0	13	0

CAREER HIGHS

Tackles	5 vs. Northwestern (2019)
TFLs	3 at Illinois (2017)
Sacks	1.0 nine times
Breakups	2 vs. Bethune-Cookman (2018)



JACK STOLL #86

6-4 | 260 | SR. | TE
LONE TREE, COLO.

CAREER HONORS

- 3-Time Mackey Award Watch List
- Big Ten Distinguished Scholar (2020)
- 3-Time Academic All-Big Ten
- 7-Time Nebraska Scholar-Athlete Honor Roll
- 4-Time Brook Berringer Citizenship Team
- 4-Time Tom Osborne Citizenship Team

PERSONAL NOTES

- Earned his degree in marketing in May of 2020

SEASON HIGHLIGHTS

- Made two catches for 24 yards at Ohio State before leaving the game in the first half with an injury
- Missed the Northwestern game due to injury, snapping his streak of 25 consecutive starts
- Returned in a limited role against Penn State, but did not have a catch as he worked his way back from his injury

GAME-BY-GAME

OPPONENT	REC.	YDS	TD	LONG
at Ohio St.	2	24	0	15
at Northwestern	-Did Not Play-			
Penn St.	0	0	0	-
Illinois				
at Iowa				
at Purdue				
Minnesota				

CAREER RECEIVING STATS

YEAR	G/S	REC.	YDS	Y/R	Y/G	TD
2016						
2017	12/1	8	89	11.1	7.4	2
2018	12/12	21	245	11.7	20.4	3
2019	12/12	25	234	9.4	19.5	1
2020	2/1	2	24	12.0	24.0	0
TOTAL	38/26	56	592	10.6	16.0	6

KICKOFF RETURNS: 2 ret., 16 yds, 0 TD

CAREER HIGHS

Receptions	4 four times
Receiving Yards	66 vs. South Alabama (2019)
Receiving Touchdowns	1 six times
Long Reception	42 vs. South Alabama (2019)



CALEB TANNOR #2

6-2 | 220 | JR. | OLB
STONE RIDGE, GA.

CAREER HONORS

- Nebraska Scholar-Athlete Honor Roll (Spring 2019)
- Brook Berringer Citizenship Team (2019)
- Tom Osborne Citizenship Team (2019)

SEASON HIGHLIGHTS

- Has started two of Nebraska's three games at outside linebacker
- Totaled four tackles at Ohio State - one shy of his career high - and tied his career high with 1.0 sack
- Made two tackles at Northwestern and had a pair of quarterback hurries, the first two hurries of his career
- Finished with three tackles against Penn State

GAME-BY-GAME

OPPONENT	UT-AT-TT	TFL-YD	SACK-YD
at Ohio St.	2-2-4	1.0-7	1.0-7
at Northwestern	1-1-2	0.0-0	0.0-0
Penn St.	1-2-3	0.0-0	0.0-0
Illinois			
at Iowa			
at Purdue			
Minnesota			

CAREER TACKLE STATS

YEAR	G/S	UT	AT	TT	TFL-YD	SCK-YD
2018	12/0	6	4	10	1-7	1.0-7
2019	12/5	9	8	17	4-15	2.5-14
2020	3/2	4	5	9	1.0-7	1.0-7
TOTAL	27/7	19	17	36	6.0-29	4.5-28

CAREER MISCELLANEOUS STATS

YEAR	FF	FR	PBU	INT	QBH	BLK
2018	0	0	0	0	0	0
2019	0	0	1	0	0	0
2020	0	0	0	0	2	0
TOTAL	0	0	1	0	2	0

CAREER HIGHS

Tackles	5 vs. Northwestern (2019)
TFLs	2 vs. Northwestern (2019)
Sacks	1.0 three times
Breakups	1 at Illinois (2019)



CAM TAYLOR-BRITT #5

6-0 | 215 | JR. | CB
MONTGOMERY, ALA.

CAREER HONORS

- Honorable-Mention All-Big Ten (2019)
- Nebraska Boyd Epley Lifter of the Year (2019)
- Nebraska Scholar-Athlete Honor Roll (Spring 2020)
- Brook Berringer Citizenship Team (2019)
- Tom Osborne Citizenship Team (2019)

CAREER NOTES

- Ranked 3rd nationally with four forced fumbles in 2019, the most by any Husker since 1999

SEASON HIGHLIGHTS

- Made his fourth career start at cornerback at Ohio State and had five tackles before being disqualified in the second half due to targeting
- Had to sit out the first half at Northwestern and had two tackles and 1.0 TFL in the second half
- Had an impressive all-around game in the win over Penn State
- Had an interception and a 55-yard return to set up a Husker field goal and a 25-yard punt return to set up another field goal
- Also returned a missed field goal 34 yards, in addition to posting four tackles and a breakup

GAME-BY-GAME

OPPONENT	UT-AT-TT	TFL-YD	PBU	INT
at Ohio St.	3-2-5	0.0-0	0	0
at Northwestern	2-0-2	1.0-4	0	0
Penn St.	4-0-4	0.0-0	1	1
Illinois				
at Iowa				
at Purdue				
Minnesota				

CAREER TACKLE STATS

YEAR	G/S	UT	AT	TT	TFL-YD	SCK-YD
2018	11/0	9	3	12	0-0	0.0-0
2019	10/9	29	20	49	4-20	1.5-15
2020	3/2	9	2	11	1.0-4	0.0-0
TOTAL	24/11	47	25	72	5.0-24	1.5-15

CAREER MISCELLANEOUS STATS

YEAR	FF	FR	PBU	INT	QBH	BLK
2018	0	1	3	0	0	0
2019	4	1	3	3	0	0
2020	0	0	1	1	0	0
TOTAL	4	2	7	4	0	0

CAREER HIGHS

Tackles	7 vs. Ohio St. (2019)
TFLs	2 vs. South Alabama (2019)
Sacks	1.0 vs. South Alabama (2019)
Breakups	1 seven times
Interceptions	1 four times
Interception Returns for TD	1 vs. Iowa (2019)



RONALD THOMPKINS #25

5-11 | 195 | R-FR. | RB
LOGANVILLE, GA.

PERSONAL NOTES

- Has overcome two torn ACL injuries, both suffered in high school
- His Husker debut at Ohio State marked his first game in 791 days

SEASON HIGHLIGHTS

- Had four carries for 22 yards at Ohio State and added a 10-yard reception
- Did not make the trip to Northwestern
- Had a two-yard carry against Penn State

GAME-BY-GAME

OPPONENT	ATT.	YDS	TD	LONG
at Ohio St.	4	22	0	9
at Northwestern	-Did Not Play-			
Penn St.	1	2	0	2
Illinois				
at Iowa				
at Purdue				
Minnesota				

CAREER RUSHING STATS

YEAR	G/S	ATT.	NET	Y/A	Y/G	TD
2019						
2020	2/0	5	24	4.8	12.0	0
TOTAL	2/0	5	24	4.8	12.0	0

RECEIVING: 1 rec., 10 yards, 0 TDs

CAREER HIGHS

Rushing Attempts	4 at Ohio St. (2020)
Rushing Yards	22 at Ohio St. (2020)
Rushing Touchdowns	none
Long Rush	9 at Ohio St. (2020)
Receptions	1 at Ohio St. (2020)
Receiving Yards	10 at Ohio St. (2020)
Receiving Touchdowns	none
Long Reception	10 at Ohio St. (2020)



KADE WARNER #81

6-1 | 210 | JR. | WR
SCOTTSDALE, ARIZ.

CAREER HONORS

- Team Captain (2020)
- 2-Time Academic All-Big Ten
- 2-Time Nebraska Scholar-Athlete Honor Roll
- 2-Time Brook Berringer Citizenship Team
- 2-Time Tom Osborne Citizenship Team

PERSONAL NOTES

- Is the son of Kurt Warner, a 2017 Pro Football Hall of Fame inductee, two-time NFL MVP and Super Bowl XXXIV MVP

PERSONAL NOTES

- Joined Nebraska as a walk-on but was placed on scholarship for the 2020 season

SEASON HIGHLIGHTS

- Has started all three games
- Caught two passes for 13 yards at Northwestern
- Had a 13-yard reception against Penn State

GAME-BY-GAME

OPPONENT	REC.	YDS	TD	LONG
at Ohio St.	0	0	0	-
at Northwestern	2	13	0	7
Penn St.	1	13	0	13
Illinois				
at Iowa				
at Purdue				
Minnesota				

CAREER RECEIVING STATS

YEAR	G/S	REC.	YDS	Y/R	Y/G	TD
2017						
2018	9/7	17	95	5.6	10.6	0
2019	7/5	8	101	12.6	14.4	0
2020	3/3	3	26	8.7	8.7	0
TOTAL	19/15	28	222	7.9	11.7	0

CAREER HIGHS

Receptions	4 twice
Receiving Yards	38 at Minnesota (2019)
Receiving Touchdowns	none
Long Reception	26 at Minnesota (2019)



DEONTAI WILLIAMS #8

6-1 | 205 | SR. | S
JACKSONVILLE, FLA.

CAREER HONORS

- Nebraska Scholar-Athlete Honor Roll (Fall 2018)

CAREER NOTES

- Has missed nearly two full seasons due to injury
- Played in only the first game of the year at Jones County CC in 2016 and played in only one game at Nebraska in 2019

PERSONAL NOTES

- Earned his degree in child, youth and family studies in December of 2019
- His father, Roosevelt, was a 3rd-round NFL Draft pick in 2002 and played two seasons in the NFL

SEASON HIGHLIGHTS

- Made his return to the field at Ohio State and tied his career high with five tackles before being disqualified in the second half due to a targeting penalty
- Missed the first half of the Northwestern game before totaling four tackles in the second half, including tying his career high with 1.0 TFLs
- Had a 13-yard strip sack against Penn State, and he recovered the fumble and returned it 26 yards for a touchdown
- Was the first Husker to have a sack, forced fumble and fumble return for a touchdown on the same play since at least 1962
- Also broke up a pass against the Nittany Lions

GAME-BY-GAME

OPPONENT	UT-AT-TT	TFL-YD	PBU	INT
at Ohio St.	5-0-5	0.0-0	0	0
at Northwestern	2-2-4	1.0-3	0	0
Penn St.	2-1-3	1.0-13	1	0
Illinois				
at Iowa				
at Purdue				
Minnesota				

CAREER TACKLE STATS

YEAR	G/S	UT	AT	TT	TFL-YD	SCK-YD
2018	12/1	15	8	23	1-0	0.0-0
2019	1/1	2	0	2	0-0	0.0-0
2020	3/2	9	3	12	2.0-16	1.0-13
TOTAL	16/4	26	11	37	3.0-16	1.0-13

CAREER MISCELLANEOUS STATS

YEAR	FF	FR	PBU	INT	QBH	BLK
2018	2	1	2	2	0	0
2019	0	0	0	0	0	0
2020	1	1	1	0	0	0
TOTAL	3	2	3	2	0	0

CAREER HIGHS

Tackles	5 twice
TFLs	1.0 three times
Sacks	1.0 vs. Penn St. (2020)
Breakups	1 three times
Interceptions	1 twice (both in 2018)
Fumble Return TDs	1 vs. Penn St. (2020)



BOE WILSON #56

6-3 | 300 | SR. | OL
LEE'S SUMMIT, MO.

CAREER HONORS

- Honorable-Mention All-Big Ten (2018)
- 3-Time Academic All-Big Ten
- 6-Time Nebraska Scholar-Athlete Honor Roll

SEASON HIGHLIGHTS

- Started at left guard for the first time in his career at Ohio State
- Started at right guard at Northwestern
- Saw his streak of 23 consecutive starts snapped against Penn State

CAREER STATS

- **Games:** 38
(12 in 2017; 12 in 2018; 12 in 2019; 2 in 2020)
- **Starts:** 23
(9 in 2018; 12 in 2019; 2 in 2020)

2020 NEBRASKA SCHEDULE AND RESULTS

DATE	OPPONENT	RESULT	SCORE	RECORD	CONFERENCE	TIME	ATTEND.
Oct. 24	at No. 5 Ohio State *	L	17-52	0-1	0-1	3:19	1,344
Nov. 7	at Northwestern *	L	13-21	0-2	0-2	3:13	N/A
Nov. 14	Penn State *	W	30-23	1-2	1-2	3:23	N/A

*Big Ten Conference game

SCORE BY QUARTERS	1ST	2ND	3RD	4TH	OT	TOTAL
Nebraska	17	37	3	3		60
Opponents	21	16	31	28		96

TEAM STATISTICS

TEAM STATISTICS	NU	OPP
SCORING	60	96
Points Per Game	20.0	32.0
Points Off Turnovers	20	7
FIRST DOWNS	62	72
Rushing	34	34
Passing	22	33
Penalty	6	5
RUSHING YARDAGE	580	608
Yards gained rushing	650	686
Yards lost rushing	70	78
Rushing Attempts	118	138
Average Per Rush	4.9	4.4
Average Per Game	193.3	202.7
TDs Rushing	4	7
PASSING YARDAGE	530	701
Comp-Att-Int	53-86-3	55-87-3
Average Per Pass	6.2	8.1
Average Per Catch	10.0	12.7
Average Per Game	176.7	233.7
TDs Passing	1	4
TOTAL OFFENSE	1110	1309
Total Plays	204	225
Average Per Play	5.4	5.8
Average Per Game	370.0	436.3
KICK RETURNS: #-Yards	4-65	7-101
PUNT RETURNS: #-Yards	3-22	5-88
INT RETURNS: #-Yards	3-100	3-5
KICK RETURN AVERAGE	16.2	14.4
PUNT RETURN AVERAGE	7.3	17.6
INT RETURN AVERAGE	33.3	1.7
FUMBLES-LOST	5-2	4-2
PENALTIES-Yards	22-184	15-128
Average Per Game	61.3	42.7
PUNTS-Yards	14-587	9-393
Average Per Punt	41.9	43.7
Net punt average	34.2	41.2
KICKOFFS-Yards	14-812	19-1087
Average Per Kick	58.0	57.2
Net kick average	41.9	41.9
TIME OF POSSESSION/Game	27:36	32:24
3RD-DOWN Conversions	12/38	23/46
3rd-Down Pct	32%	50%
4TH-DOWN Conversions	3/4	6/8
4th-Down Pct	75%	75%
SACKS BY-Yards	6-46	5-26
MISC YARDS	34	0
TOUCHDOWNS SCORED	6	12
FIELD GOALS-ATTEMPTS	6-7	4-6
ON-SIDE KICKS	0-0	0-0
RED-ZONE SCORES	(10-13) 77%	(12-15) 80%
RED-ZONE TOUCHDOWNS	(4-13) 31%	(8-15) 53%
PAT-ATTEMPTS	(6-6) 100%	(12-12) 100%
ATTENDANCE	0	0
Games/Avg Per Game	0/0	0/0
Neutral Site Games	0/0	0/0

INDIVIDUAL OFFENSIVE STATISTICS

RUSHING	G/GS	ATT	GAIN	LOSS	NET	AVG	TD	LONG	AVG/G
McCaffrey, Luke	3/1	30	228	32	196	6.5	1	47	65.3
Martinez, Adrian	2/2	26	201	14	187	7.2	1	39	93.5
Mills, Dedrick	3/3	31	110	15	95	3.1	2	15	31.7
Robinson, Wan'Dale	3/3	16	61	1	60	3.8	0	14	20.0
Scott III, Marvin	2/0	8	26	1	25	3.1	0	8	12.5
Thompkins, Ronald	2/0	5	24	0	24	4.8	0	9	12.0
TEAM	3/0	2	0	7	-7	-3.5	0	0	-2.3
Total	3	118	650	70	580	4.9	4	47	193.3
Opponents	3	138	686	78	608	4.4	7	41	202.7

PASSING	G/GS	EFFIC	COMP-ATT-INT	PCT	YDS	TD	LNG	AVG/G
McCaffrey, Luke	3/1	127.38	29-42-2	69.0	300	1	45	100.0
Martinez, Adrian	2/2	98.38	24-42-1	57.1	230	0	28	115.0
TEAM	3	0.00	0-2-0	0.0	0	0	0	0.0
Total	3	110.26	53-86-3	61.6	530	1	45	176.7
Opponents	3	139.18	55-87-3	63.2	701	4	74	233.7

RECEIVING	G/GS	NO.	YDS	AVG	TD	LONG	AVG/G
Robinson, Wan'Dale	3/3	15	92	6.1	0	21	30.7
Allen, Austin	3/2	7	98	14.0	0	26	32.7
Mills, Dedrick	3/3	6	33	5.5	0	14	11.0
Fleming, Marcus	3/0	5	75	15.0	0	28	25.0
Betts, Zavier	2/0	4	71	17.8	1	45	35.5
Falck, Levi	3/0	3	35	11.7	0	21	11.7
Warner, Kade	3/3	3	26	8.7	0	13	8.7
Stoll, Jack	1/1	2	24	12.0	0	15	24.0
Vokolek, Travis	3/0	2	13	6.5	0	9	4.3
Johnson, Rahmir	1/0	1	17	17.0	0	17	17.0
Brown, Alante	3/1	1	16	16.0	0	16	5.3
Scott III, Marvin	2/0	1	14	14.0	0	14	7.0
Thompkins, Ronald	2/0	1	10	10.0	0	10	5.0
McCaffrey, Luke	3/1	1	5	5.0	0	5	1.7
Rafdal, Kurt	3/0	1	1	1.0	0	1	0.3
Total	3	53	530	10.0	1	45	176.7
Opponents	3	55	701	12.7	4	74	233.7

PUNT RETURNS	NO.	YDS	AVG	TD	LONG
Taylor-Britt, Cam	2	27	13.5	0	25
Robinson, Wan'Dale	1	-5	-5.0	0	0
Total	3	22	7.3	0	25
Opponents	5	88	17.6	0	36

2020 INDIVIDUAL STATISTICS

INTERCEPTIONS	NO.	YDS	AVG	TD	LONG
Farmer, Myles	2	45	22.5	0	37
Taylor-Britt, Cam	1	55	55.0	0	55
Total	3	100	33.3	0	55
Opponents	3	5	1.7	0	5

KICK RETURNS	NO.	YDS	AVG	TD	LONG
Johnson, Rahmir	3	54	18.0	0	22
Belt, Brody	1	11	11.0	0	11
Taylor-Britt, Cam	0	0	0.0	0	0
Total	4	65	16.2	0	22
Opponents	7	101	14.4	0	36

FUMBLE RETURNS	NO.	YDS	AVG	TD	LONG
Domann, JoJo	1	0	0.0	0	0
Williams, Deontai	1	26	26.0	1	26
Total	2	26	13.0	1	26
Opponents	1	55	55.0	1	55

FIELD GOALS	FGM-FGA	PCT	1-19	20-29	30-39	40-49	50-59	LG	BLK
Culp, Connor	6-7	85.7	0-0	3-3	3-4	0-0	0-0	38	0
Totals	6-7	85.7	0-0	3-3	3-4	0-0	0-0	38	0
Opponents	6-6	66.7	0-0	1-1	2-2	1-2	0-1	40	0

FG SEQUENCE	NEBRASKA	OPPONENTS
Ohio State	(22)	(34)
Northwestern	(38),(36),38	42
Penn State	(22),(25),(30)	(33),(40),56,(27)

Numbers in (parenthesis) indicate field goal was made

PUNTING	NO.	YDS	AVG	LONG	TB	FC	I20	50+	BLK
Przystup, Will	14	587	41.9	56	1	3	3	4	0
Total	14	587	41.9	56	1	3	3	4	0
Opponents	9	393	43.7	58	0	5	5	2	0

KICKOFFS	NO.	YDS	AVG	TB	OB	RET.	NET	YDLN
Culp, Connor	14	812	58.0	5	0			
Total	14	812	58.0	5	0	101	41.9	23
Opponents	19	1087	57.2	9	1	65	41.9	23

----- PATs -----									
SCORING	TD	FGs	Kick	Rush	Rcv	Pass	DXP	Saf	Pts
Culp, Connor	0	6-7	6-6	0-0	0	0-0	0	0	24
Mills, Dedrick	2	0-0	0-0	0-0	0	0-0	0	0	12
Williams, Deontai	1	0-0	0-0	0-0	0	0-0	0	0	6
Martinez, Adrian	1	0-0	0-0	0-0	0	0-0	0	0	6
Betts, Xavier	1	0-0	0-0	0-0	0	0-0	0	0	6
McCaffrey, Luke	1	0-0	0-0	0-0	0	0-0	0	0	6
Total	6	6-7	6-6	0-0	0	0-0	0	0	60
Opponents	12	4-6	12-12	0-0	0	0-0	0	0	96

TOTAL OFFENSE	G	PLAYS	RUSH	PASS	TOTAL	AVG/G
McCaffrey, Luke	3	72	196	300	496	165.3
Martinez, Adrian	2	68	187	230	417	208.5
Mills, Dedrick	3	31	95	0	95	31.7
Robinson, Wan'Dale	3	16	60	0	60	20.0
Scott III, Marvin	2	8	25	0	25	12.5
Thompkins, Ronald	2	5	24	0	24	12.0
TEAM	3	4	-7	0	-7	-2.3
Total	3	204	580	530	1110	370.0
Opponents	3	225	608	701	1309	436.3

ALL PURPOSE	G	RUSH	REC	PR	KOR	IR	TOT	AVG/G
McCaffrey, Luke	3	196	5	0	0	0	201	67.0
Martinez, Adrian	2	187	0	0	0	0	187	93.5
Robinson, Wan'Dale	3	60	92	-5	0	0	147	49.0
Mills, Dedrick	3	95	33	0	0	0	128	42.7
Taylor-Britt, Cam	3	0	0	27	0	55	116	38.7
Allen, Austin	3	0	98	0	0	0	98	32.7
Fleming, Marcus	3	0	75	0	0	0	75	25.0
Johnson, Rahmir	1	0	17	0	54	0	71	71.0
Betts, Xavier	2	0	71	0	0	0	71	35.5
Farmer, Myles	3	0	0	0	0	45	45	15.0
Scott III, Marvin	2	25	14	0	0	0	39	19.5
Falck, Levi	3	0	35	0	0	0	35	11.7
Thompkins, Ronald	2	24	10	0	0	0	34	17.0
Warner, Kade	3	0	26	0	0	0	26	8.7
Stoll, Jack	1	0	24	0	0	0	24	24.0
Brown, Alante	3	0	16	0	0	0	16	5.3
Vokolek, Travis	3	0	13	0	0	0	13	4.3
Belt, Brody	3	0	0	0	11	0	11	3.7
Rafdal, Kurt	3	0	1	0	0	0	1	0.3
TEAM	3	-7	0	0	0	0	-7	-2.3
Total	3	580	530	22	65	100	1331	443.7
Opponents	3	608	701	88	101	5	1503	501.0

INDIVIDUAL OFFENSE GAME BY GAME

RUSHING	NO-YDS/TD	OSU	NW	PSU	ILL	IOWA	PUR	MINN	TBD
McCaffrey, Luke QB	30-196/1	9-80/0	8-49/0	13-67/1					
Martinez, Adrian QB	26-187/1	13-85/1	13-102/0	DNP					
Mills, Dedrick RB	31-95/2	9-25/1	19-59/1	3-11/0					
Robinson, Wan'Dale WR	16-60/0	-	-	16-60/0					
Scott, Marvin RB	8-25/0	DNP	3-14/0	5-11/0					
Thompkins, Ronald RB	5-24/0	4-22/0	DNP	1-2/0					
TEAM	2--7/0	1--2/0	-	1--5/0					

RECEIVING	NO-YDS/TD	OSU	NW	PSU	ILL	IOWA	PUR	MINN	TBD
Allen, Austin TE	7-98/0	2-30/0	2-29/0	3-39/0					
Robinson, Wan'Dale WR	15-92/0	6-49/0	4-32/0	5-11/0					
Fleming, Marcus WR	5-75/0	-	5-75/0	-					
Betts, Xavier WR	4-71/1	DNP	2-17/0	2-54/1					
Falck, Levi WR	3-35/0	1-8/0	1-6/0	1-21/0					
Mills, Dedrick RB	6-33/0	-	6-33/0	-					
Warner, Kade WR	3-26/0	-	2-13/0	1-13/0					
Stoll, Jack TE	2-24/0	2-24/0	DNP	DNP					
Johnson, Rahmir RB	1-17/0	1-17/0	DNP	DNP					
Brown, Alante WR	1-16/0	1-16/0	-	-					
Scott, Marvin RB	1-14/0	DNP	-	1-14/0					
Vokolek, Travis TE	2-13/0	-	2-13/0	-					
Thompkins, Ronald RB	1-10/0	1-10/0	DNP	-					
McCaffrey, Luke QB	1-5/0	1-5/0	-	-					
Rafdal, Kurt TE	1-1/0	1-1/0	-	-					

PASSING										
ADRIAN MARTINEZ	ATT	COMP	INT	PCT	YARDS	TD	LONG	SACK	YDS	EFFIC
Ohio State	15	12	0	80.0	105	0	26	2	6	138.8
Northwestern	27	12	1	44.4	125	0	28	0	0	75.9
TOTALS	42	24	1	57.1	230	0	28	2	6	98.4
LUKE MCCAFFREY	ATT	COMP	INT	PCT	YARDS	TD	LONG	SACK	YDS	EFFIC
Ohio State	5	4	0	80.0	55	0	21	1	4	172.4
Northwestern	16	12	1	75.0	93	0	18	1	12	111.3
PENN STATE	21	13	1	61.9	152	1	45	1	4	128.9
TOTALS	42	29	2	69.0	300	1	45	3	20	127.4

PUNT RETURNS	NO-YDS/TD	OSU	NW	PSU	ILL	IOWA	PUR	MINN	TBD
Taylor-Britt, Cam	2-27	-	1-2	1-25					
Robinson, Wan'dale	1--5	-	1--5	-					

KICK RETURNS	NO-YDS/TD	OSU	NW	PSU	ILL	IOWA	PUR	MINN	TBD
Johnson, Rahmir	3-54	3-54	DNP	DNP					
Belt, Brody	1-11	-	1-11	-					

DEFENSIVE STATISTICS

NAME	GP-GS	-----TACKLES-----			TFL-YDS	-SACKS- NO-YARDS	---PASS DEF---		QBH	---FUMBLES---		BLKD	
		SOLO	AST	TOTAL			INT-YDS	BRUP		RCV-YDS	FF	KICK	SAF
9 Dismuke Marquel	3-3	13	12	25	1.0-3	.	.	2
31 Miller, Collin	3-3	8	15	23	2.0-3	.	.	.	2
13 Domann, JoJo	3-3	11	12	23	3.0-9	.	.	.	1	1-0	.	.	.
3 Honas, Will	2-2	11	9	20	2.5-14	2.0-14	.	.	1
28 Reimer, Luke	2-1	9	5	14	2.5-13	2.0-12	1	.	.
44 Nelson, Garrett	3-3	5	8	13	1
7 Bootle, Dicaprio	3-3	10	2	12	.	.	.	2	1
8 Williams, Deontai	3-2	9	3	12	2.0-16	1.0-13	.	1	.	1-26	1	.	.
99 Robinson, Ty	3-2	4	7	11	2.0-3	.	.	.	1
5 Taylor-Britt, Cam	3-2	9	2	11	1.0-4	.	1-55	1
49 Payne, Pheldarius	3-0	4	6	10	0.5-1	.	.	1	2
95 Stille, Ben	3-3	5	5	10	0.5-0	.	.	.	1
2 Tannor, Caleb	3-2	4	5	9	1.0-7	1.0-7	.	.	2
98 Rogers, Casey	3-1	3	5	8
6 Newsome, Quinton	3-1	6	2	8	1	.	.
18 Farmer, Myles	3-1	5	1	6	.	.	2-45
93 Daniels, Damion	3-1	2	3	5
21 Pola-Gates, Noa	3-0	2	1	3
32 Cooper, Niko	2-0	1	1	2
4 Green, Keem	3-0	1	1	2
3J Jackson, Damian	1-0	.	2	2
42 Henrich, Nick	3-0	.	2	2	2
57 Piper, Ethan	3-2	2	.	2
2B Mauga-Clements,Eteva	3-0	1	.	1
41 Snodgrass, Garrett	3-0	.	1	1
8C Riley, Jordan	2-0	1	.	1
56 Wilson, Boe	2-2	1	.	1
24 Scott III, Marvin	2-0	1	.	1
Total	3-0	128	110	238	18-73	6-46	3-100	7	14	2-26	3	.	.
Opponents	3-0	118	90	208	18.0-60	5-26	3-5	13	3	2-55	1	.	.

SPECIAL TEAMS TACKLES	UA-A/TOT	OSU	NW	PSU	ILL	IOWA	PUR	MINN	TBD
Pola-Gates, Noa	2-1/3	1-0/1	-	1-1/2					
Farmer, Myles	3-0/3	1-0/1	1-0/1	1-0/1					
Cooper, Niko	1-1/2	-	-	1-1/2					
Piper, Ethan	2-0/2	1-0/1	1-0/1	-					
Mauga-Clements, Eteva	2-0/2	1-0/1	1-0/1	-					
Honas, Will	1-0/1	1-0/1	-	-					
Tanner, Caleb	0-1/1	-	-	0-1/1					
Jackson, Damien	0-1/1	-	-	0-1/1					

INDIVIDUAL DEFENSE GAME BY GAME

PLAYER	UA-A	TOTAL	OSU	NW	PSU	ILL	IOWA	PUR	MINN	TBD
Dismuke, Marquel DB	13-12	25	5-2	3-0	5-10					
Miller, Collin LB	8-15	23	3-4	2-4	3-7					
Domann, JoJo LB	11-12	23	3-3	4-1	4-8					
Honas, Will LB	11-9	20	6-1	DNP	5-8					
Reimer, Luke LB	9-5	14	DNP	7-3	2-2					
Nelson, Garrett LB	5-8	13	1-0	2-1	2-7					
Bootle, Dicaprio CB	10-2	12	5-0	3-2	2-0					
Williams, Deontai DB	9-3	12	5-0	2-2	2-1					
Robinson, Ty DL	4-7	11	1-2	3-1	0-4					
Taylor-Britt CB	9-2	11	3-2	2-0	4-0					
Payne, Pheldarius DL	4-6	10	0-2	1-1	3-3					
Stille, Ben DL	5-5	10	2-1	2-2	1-2					
Tannor, Caleb LB	4-5	9	2-2	1-1	1-2					
Newsome, Quinton CB	6-2	8	3-1	3-0	0-1					
Rogers, Casey DL	3-5	8	2-2	1-0	0-3					
Farmer, Myles DB	5-1	6	0-1	3-0	2-0					
Daniels, Damion DL	2-3	5	1-0	1-0	0-3					
Pola-Gates, Noa DB	2-1	3	1-0	-	1-1					
Jackson, Damian LB	0-2	2	DNP	DNP	0-2					
Green, Keem DL	1-1	2	1-1	-	-					
Henrich, Nick LB	0-2	2	0-1	-	0-1					
Cooper, Niko LB	1-1	2	DNP	-	1-1					
Piper, Ethan OL	2-0	2	1-0	1-0	-					
Riley, Jordon DL	1-0	1	DNP	1-0	-					
Wilson, Boe OL	1-0	1	-	1-0	DNP					
Snodgrass, Garrett LB	0-1	1	0-1	-	-					
Scott, Marvin RB	1-0	1	DNP	-	1-0					
Mauga-Clements, Evata LB	1-0	1	-	1-0	-					

INDIVIDUAL DEFENSE GAME BY GAME

TACKLES FOR LOSS	UA-A	TOTAL	OSU	NW	PSU	ILL	IOWA	PUR	MINN	TBD
Domann, JoJo LB	3-0	3.0	-	1.0-4	2.0-5					
Honas, Will LB	2-1	2.5	2.0-14	DNP	0.5-0					
Reimer, Luke LB	2-1	2.5	DNP	1.5-9	1.0-4					
Williams, Deontai DB	2-0	2.0	-	1.0-3	1.0-13					
Robinson, Ty DL	2-0	2.0	1.0-2	1.0-1	-					
Miller, Collin LB	1-2	2.0	1.5-3	0.5-0	-					
Dismuke, Marquel DB	1-0	1.0	-	-	1.0-3					
Taylor-Britt, Cam CB	1-0	1.0	-	1.0-4	-					
Tannor, Caleb LB	1-0	1.0	1.0-7	-	-					
Payne, Pheldarius DL	0-1	0.5	-	-	0.5-1					
Stille, Ben DL	0-1	0.5	0.5-0	-	-					

SACKS	UA-A	TOTAL	OSU	NW	PSU	ILL	IOWA	PUR	MINN	TBD
Honas, Will LB	2-0	2.0	2.0-14	DNP	-					
Reimer, Luke LB	2-0	2.0	DNP	1.0-8	1.0-4					
Tannor, Caleb LB	1-0	1.0	1.0-7	-	-					
Williams, Deontai DB	1-0	1.0	-	-	1.0-13					

INT RETURNS	NO-YDS	OSU	NW	PSU	ILL	IOWA	PUR	MINN	TBD
Farmer, Myles	2-45	-	2-45	-					
Taylor-Britt, Cam	1-55	-	-	1-55					

FORCED FUMBLES	NO	OSU	NW	PSU	ILL	IOWA	PUR	MINN	TBD
Newsome, Quinton	1	1	-	-					
Williams, Deontai	1	-	-	1					
Reimer, Luke	1	DNP	1	-					

FUMBLES RECOVERED	NO	OSU	NW	PSU	ILL	IOWA	PUR	MINN	TBD
Domann, JoJo	1	1	-	-					
Williams, Deontai	1	-	-	1					

FUMBLE RETURNS	NO-YDS	OSU	NW	PSU	ILL	IOWA	PUR	MINN	TBD
Williams, Deontai	1-26	-	-	1-26					
Domann, JoJo	1-0	1-0	-	-					

TEAM GAME BY GAME

DATE	OPPONENT	----RUSHING----				----RECEIVING----				-----PASSING-----				----KICK RET----				----PUNT RET----				TOTAL OFF.
		NO.	YDS	TD	LG	NO.	YDS	TD	LG	CMP-ATT-INT	YDS	TD	LG	NO	YDS	TD	LG	NO	YDS	TD	LG	
Oct. 24	at Ohio State	36	210	2	47	16	160	0	26	16-20-0	160	0	26	3	54	0	22	0	0	0	0	370
Nov. 7	at Northwestern	43	224	1	28	24	218	0	28	24-45-2	218	0	28	1	11	0	11	2	-3	0	2	442
Nov. 14	PENN STATE	39	146	1	22	13	152	1	45	13-21-1	152	1	45	0	0	0	0	1	25	0	25	298
	Totals	118	580	4	47	53	530	1	45	53-86-3	530	1	45	4	65	0	22	3	22	0	25	1110
	Opponent	138	608	7	41	55	701	4	74	55-87-3	701	4	74	7	101	0	36	5	88	0	36	1309

DATE	OPPONENT	-----TACKLES-----				---SACKS---		---FUMBLE---		INT-YDS	QBH	PBU	BLKD KICK	---KICKS---XPTS-----				SAF	PTS
		SOL	AST	TOT	TFL-YDS	NO	YDS	FF	FR-YDS					ATT-MAD	RUN	RCV			
Oct. 24	at Ohio State	45	26	71	6.0-26	3	0-21	1	1-0	0-0	0	1	0	2-2	0	0	0	0	17
Nov. 7	at Northwestern	44	18	62	6.0-21	1	0-8	1	0-0	2-45	9	0	0	1-1	0	0	0	0	13
Nov. 14	PENN STATE	39	66	105	6.0-26	2	0-17	1	1-26	1-55	5	5	0	3-3	0	0	0	0	30
	Totals	128	110	238	18.0-73	6	0-46	3	2-26	3-100	14	7	0	6-6	0	0	0	0	60
	Opponent	118	90	208	18.0-60	5	0-26	1	2-55	3-5	3	13	0	12-12	0	0	0	0	96

DATE	OPPONENT	-----PUNTING-----										----FIELD GOALS----			-----KICKOFFS-----				
		NO	YDS	AVG	LG	BLK	TB	FC	50+	120		ATT-MADE	LG	BLKD	NO	YDS	AVG	TB	OB
Oct. 24	at Ohio State	5	223	44.6	51	0	0	1	2	1		1-1	22	0	4	227	56.8	1	0
Nov. 7	at Northwestern	5	202	40.4	56	0	1	1	1	0		3-2	38	0	4	232	58.0	2	0
Nov. 14	PENN STATE	4	162	40.5	53	0	0	1	1	2		3-3	30	0	6	353	58.8	2	0
	Totals	14	587	41.9	56	0	1	3	4	3		7-6	38	0	14	812	58.0	5	0
	Opponent	9	393	43.7	58	0	0	5	2	5		6-4	40	0	19	1087	57.2	9	1

OPPONENT GAME BY GAME

DATE	OPPONENT	----RUSHING----				----RECEIVING----				-----PASSING-----				----KICK RET----				----PUNT RET----				TOTAL OFF.
		NO.	YDS	TD	LG	NO.	YDS	TD	LG	CMP-ATT-INT	YDS	TD	LG	NO	YDS	TD	LG	NO	YDS	TD	LG	
Oct. 24	at Ohio State	48	215	4	21	20	276	2	42	20-21-0	276	2	42	2	14	0	10	2	23	0	22	491
Nov. 7	at Northwestern	38	148	1	41	16	169	2	21	16-27-2	169	2	21	1	36	0	36	2	44	0	36	317
Nov. 14	PENN STATE	52	245	2	36	19	256	0	74	19-39-1	256	0	74	4	51	0	20	1	21	0	21	501
	Opponent totals	138	608	7	41	55	701	4	74	55-87-3	701	4	74	7	101	0	36	5	88	0	36	1309
	Nebraska	118	580	4	47	53	530	1	45	53-86-3	530	1	45	4	65	0	22	3	22	0	25	1110

DATE	OPPONENT	-----TACKLES-----				---SACKS---		---FUMBLE---		INT-YDS	QBH	PBU	BLKD KICK	---KICKS---XPTS-----				SAF	PTS
		SOL	AST	TOT	TFL-YDS	NO	YDS	FF	FR-YDS					ATT-MAD	RUN	RCV			
Oct. 24	at Ohio State	41	16	57	5.0-19	3	0-10	1	2-55	0-0	0	2	0	7-7	0	0	0	0	52
Nov. 7	at Northwestern	46	36	82	8.0-28	1	0-12	0	0-0	2-5	2	9	0	3-3	0	0	0	0	21
Nov. 14	PENN STATE	31	38	69	5.0-13	1	0-4	0	0-0	1-0	1	2	0	2-2	0	0	0	0	23
	Opponent totals	118	90	208	18.0-60	5	0-26	1	2-55	3-5	3	13	0	12-12	0	0	0	0	96
	Nebraska	128	110	238	18.0-73	6	0-46	3	2-26	3-100	14	7	0	6-6	0	0	0	0	60

DATE	OPPONENT	-----PUNTING-----										----FIELD GOALS----			-----KICKOFFS-----				
		NO	YDS	AVG	LG	BLK	TB	FC	50+	120		ATT-MADE	LG	BLKD	NO	YDS	AVG	TB	OB
Oct. 24	at Ohio State	2	98	49.0	52	0	0	2	1	1		1-1	34	0	9	456	50.7	1	0
Nov. 7	at Northwestern	6	261	43.5	58	0	0	3	1	4		1-0	0	0	4	245	61.2	3	0
Nov. 14	PENN STATE	1	34	34.0	34	0	0	0	0	0		4-3	40	0	6	386	64.3	5	1
	Opponent totals	9	393	43.7	58	0	0	5	2	5		6-4	40	0	19	1087	57.2	9	1
	Nebraska	14	587	41.9	56	0	1	3	4	3		7-6	38	0	14	812	58.0	5	0

TEAM COMPARISON

OPPONENT	SCORE	1ST DNS (RUN/PASS/PEN.)	RUSHING	PASSING	PASS YDS	TOTAL OFFENSE	RET YDS	T/O
at Ohio State	17-52	17/28 (11/13; 6/12; 0/3)	36-210/48-215	16-20-0/20-21-0	160/276	56-370/69-491	54/92	2/1
at Northwestern	13-21	28/14 (14/5; 10/9; 4/0)	43-224/38-148	24-45-2/16-27-2	218/169	88-442/65-317	53/85	2/2
PENN STATE	30-23	17/30 (9/16; 6/12; 2/2)	39-146/52-245	13-21-1/19-39-1	152/256	60-298/91-501	106/72	1/2
Totals	60-96	62/72 (34/34; 22/33; 6/5)	118-580/138-608	53-86-3/55-87-3	530/701	204-1110/225-1309	213/249	5/5

Note: Game totals are displayed in the format NEBRASKA/OPPONENT for each category

OPPONENT	3RD DOWN	4TH DOWN	TIME POSS	MARGIN	YDS/RUSH	YDS/PASS	YDS/PLAY	PUNTING	PENALTIES
at Ohio State	4-10/8-13	0-0/2-2	26:46/33:14	-6:28	5.8/4.5	8.0/13.1	6.6/7.1	5-44.6/2-49.0	8-90/3-14
at Northwestern	4-16/7-16	2-3/1-1	32:27/27:33	4:54	5.2/3.9	4.8/6.3	5.0/4.9	5-40.4/6-43.5	9-55/8-64
PENN STATE	4-12/8-17	1-1/3-5	23:36/36:24	-12:48	3.7/4.7	7.2/6.6	5.0/5.5	4-40.5/1-34.0	5-39/4-50
Totals	12-38/23-46	3-4/6-8	82:49/97:11	-14:22	4.9/4.4	6.2/8.1	5.4/5.8	14-41.9/9-43.7	184/128

Note: Game totals are displayed in the format NEBRASKA/OPPONENT for each category

NEBRASKA RED ZONE CHART

NEBRASKA INSIDE OPPONENT RED-ZONE

DATE	OPPONENT	SCORE	TIMES IN RZ	TIMES SCORED	PTS	TOTAL TDS	RUSH TDS	PASS TDS	-----FGs----- MADE MISS	----- FAILED TO SCORE INSIDE RZ ----- DOWNS INT FUMB	HALF	GAME
*Oct. 24	at Ohio State	L, 17-52	3	3	17	2	2	0	1 0	0 0 0	0	0
*Nov. 7	at Northwestern	L, 13-21	6	3	13	1	1	0	2 1	1 1 0	0	0
*Nov 14	Penn State	W, 30-23	4	4	16	1	1	0	3 0	0 0 0	0	0
Totals			13	10	46	4	4	0	6 1	1 1 0	0	0
10 of 13 (76.9%)												

OPPONENT INSIDE NEBRASKA RED-ZONE

DATE	OPPONENT	SCORE	TIMES IN RZ	TIMES SCORED	PTS	TOTAL TDS	RUSH TDS	PASS TDS	-----FGs----- MADE MISS	----- FAILED TO SCORE INSIDE RZ ----- DOWNS INT FUMB	HALF	GAME
* Oct. 24	at Ohio State	L, 17-52	6	6	38	5	4	1	1 0	0 0 0	0	0
* Nov. 7	at Northwestern	L, 13-21	3	2	14	2	0	2	0 1	0 0 0	0	0
* Nov 14	Penn State	W, 30-23	6	4	16	1	1	0	3 0	2 0 0	0	0
Totals			15	12	68	8	5	3	4 1	2 0 0	0	0
12 of 15 (80.0%)												

NEBRASKA & OPPONENT LONG PLAYS & DRIVE INFORMATION

LONG SEASON PLAYS (20 OR MORE YARDS)

	[-----NEBRASKA-----]				[-----OPPONENT-----]			
	RUSH	PASS	RET	TOT	RUSH	PASS	RET	TOT
Ohio State	2	2	1	5	1	4	2	7
Northwestern	2	2	1	5	2	2	2	6
Penn State	1	3	4	8	2	3	1	6
TOTALS	5	7	6	18	5	9	5	19

OPPONENT LONG PLAYS (19: 5 RUNS; 9 PASSES; 5 RETURNS)

YDS	OPPONENT	PLAY	RESULT
74	Penn State	Pass (Levis-Freiermuth)	1st-Goal
55	Ohio State	FR (Banks)	Touchdown
42	Ohio State	Pass (Fields-Wilson)	Touchdown
41	Northwestern	Run (Anderson)	Touchdown
36	Northwestern	PR (Lees)	1st-10
36	Northwestern	KOR (McGowan)	1st-10
36	Penn State	Run (Holmes)	1st-10
31	Penn State	Run (Lee)	Touchdown
29	Ohio State	Pass (Fields-Olave)	1st-10
24	Ohio State	Pass (Fields-Wilson)	1st-10
24	Northwestern	Run (McGowan)	1st-10
22	Ohio State	Pass (Fields-Olave)	Fumble
22	Ohio State	PR (Wilson)	1st-10
21	Ohio State	Run (Miller)	1st-10
21	Northwestern	Pass (Ramsey-Hull)	1st-10
21	Penn State	Pass (Levis-Dotson)	1st-10
21	Penn State	PR (Dotson)	1st-10
20	Penn State	Pass (Levis-Lambert-Smith)	1st-10
20	Northwestern	Pass (Ramsey-Kirtz)	1st-10

LONG DRIVE SUPERLATIVES

	NEBRASKA	OPPONENT
Most Yards (Result)	78 at Ohio State (TD)	82 vs. PSU (TD)
Most Plays (Result)	11 3x (TD, TD, FG)	14 vs. PSU (FG, Downs)
Most Time (Result)	5:27 vs. PSU (FG)	6:20 vs. PSU (FG)

NEBRASKA LONG PLAYS (18; 5 RUNS; 7 PASSES; 6 RETURNS)

YDS	OPPONENT	PLAY	RESULT
53	Penn State	IR (Taylor-Britt)	1st-10
47	Ohio State	Run (McCaffrey)	1st-Goal
45	Penn State	Pass (McCaffrey-Betts)	Touchdown
39	Ohio State	Run (Martinez)	1st-10
37	Northwestern	IR (Farmer)	1st-Goal
34	Penn State	FG Ret (Taylor Britt)	1st-10
28	Northwestern	Run (Martinez)	1st-10
28	Northwestern	Pass (Martinez-Fleming)	1st-10
26	Ohio State	Pass (Martinez-Allen)	1st-10
26	Penn State	FR (Williams)	Touchdown
25	Penn State	Pass (McCaffrey-Allen)	1st-10
25	Northwestern	Pass (Martinez-Allen)	1st-10
25	Penn State	PR (Taylor-Britt)	1st-10
22	Penn State	Run (McCaffrey)	1st-10
22	Ohio State	KOR (Johnson)	1st-10
21	Penn State	Pass (McCaffrey-Falck)	1st-10
21	Ohio State	Pass (McCaffrey-Robinson)	1st-10
20	Northwestern	Run (McCaffrey)	4th down

GAME-OPENING DRIVES

OPPONENT	[-----NEBRASKA-----]			[-----OPPONENT-----]		
	PTS.	1ST DWN	YDS	PTS.	1ST DWN	YDS
at Ohio State	7	2	75	7	4	75
at Northwestern	0	3	36	7	3	80
Penn State	7	4	75	0	2	39

SECOND-HALF OPENING DRIVES

OPPONENT	[-----NEBRASKA-----]			[-----OPPONENT-----]		
	PTS.	1ST DWN	YDS	PTS.	1ST DWN	YDS
at Ohio State	0	2	30	7	4	75
at Northwestern	0	1	21	7	3	61
Penn State	0	1	24	0	2	32

NEBRASKA & OPPONENT SCORING DRIVES, MISCELLANEOUS STATS

SCORING DRIVES							
GAME	SCORING DRIVES	[-----TIME-----]		[---PLAYS---]		5 OR LESS	1 OR 0
		TOT	AVG.	TOT	AVG.		
at Ohio State	3	11:08	3:42	24	8.00	1	0
at Northwestern	3	7:37	2:32	21	7.00	1	1
Penn State	6	13:26	2:14	41	6.83	2	1
TOTAL	12	32:11	2:40	86	7.2	4	2
OPPONENTS	16	55:18	3:27	112	7.00	2	1

PENALTY NUMBERS	NU PEN.-YDS.	OPP. PEN.-YDS
at Ohio State	8-90	3-14
at Northwestern	9-55	8-64
Penn State	5-39	4-50
Illinois		
at Iowa		
at Purdue		
Minnesota		
vs. TBA		
TOTALS (AVG/PENALTY)	22-184 (8.4)	15-128 (8.5)
AVG/GAME	7.3-61.3	5.0-42.7

NEBRASKA SCORING DRIVES						
[----DRIVE----]						
OPPONENT	PLAYS	YDS	TIME	SCORE	QTR./TIME	PLAY
Ohio State	4	75	1:51	7-0	1st/13:09	Martinez 10-yd. run
Ohio State	11	78	5:17	14-14	2nd/8:24	Mills 3-yd. run
Ohio State	9	72	4:00	17-38	3rd/3:56	Culp 22-yd. FG
Northwestern	14	56	5:33	3-7	2nd/11:29	Culp 38-yd. FG
Northwestern	6	34	1:57	6-7	2nd/8:54	Culp 36-yd. FG
Northwestern	1	3	0:07	13-7	2nd/1:25	Mills 3-yd. run
Penn State	11	75	3:35	7-0	1st/11:25	McCaffrey 1-yd. run
Penn State	6	10	1:56	10-0	1st/6:14	Culp 22-yd. FG
Penn State	3	65	0:49	17-3	2nd/14:01	Betts 45-yd. pass from McCaffrey
Penn State	0	0	0:00	24-3	2nd/11:29	Williams 26-yd. fumble return
Penn State	11	35	1:39	27-3	2nd/0:00	Culp 25-yd. FG
Penn State	10	63	5:27	30-16	4th/10:34	Culp 30-yd. FG

NEBRASKA POINTS OFF TURNOVERS						
GAME	TOs GAINED	TD	FG-FGA	PTS.	(NU FUM./LOST, INT)	
at Ohio State	1 (2/1 F/L, 0 INT)	0	0-0	0	2 (3/2 F/L, 0 INT)	
at Northwestern	2 (1/0 F/L, 2 INT)	1	1-1	10	2 (2/0 F/L, 2 INT)	
Penn State	2 (1/1 F/L, 1 INT)	1	1-1	10	1 (0/0 F/L, 1 INT)	
Illinois						
at Iowa						
at Purdue						
Minnesota						
TBA						
TOTAL	5 (6/2 F/L, 3 INT)	2	2-2	20	5 (5/2 F/L, 3 INT)	
OPPONENTS	5 (5/2 F/L, 3 INT)	1	0-0	7	5 (6/2 F/L, 3 INT)	

STARTING FIELD POSITION*			
GAME	NU AVG. START	OPP. AVG. START	NU DIFF.
	(yards/drives/in 20/past 50)	(yards/drives/in 20/past 50)	
at Ohio State	21.9 (263/12/3/0)	29.6 (296/10/3/2)	-7.7
at Northwestern	28.5 (370/13/4/1)	29.0 (377/13/2/2)	-0.5
Penn State	32.8 (361/11/2/2)	26.9 (296/11/3/1)	5.9
Illinois			
at Iowa			
at Purdue			
Minnesota			
vs. TBA			
Totals	27.6 (994/36/9/3)	28.5 (969/34/8/5)	-0.9

*does not include drives with time of 0:00 (i.e. defensive and special teams touchdowns, end of half turnovers, overtime, etc.)

OPPONENT SCORING DRIVES						
[----DRIVE----]						
OPPONENT	PLAYS	YDS	TIME	SCORE	QTR./TIME	PLAY
Ohio State	11	75	5:05	7-7	1st/8:04	Teague 1-yd. run
Ohio State	6	76	2:18	7-14	1st/4:02	Wilson 42-yd. pass from Fields
Ohio State	11	71	5:07	14-17	2nd/3:12	Haubiel 34-yd. FG
Ohio State	5	46	1:15	14-24	2nd/1:10	Teague 6-yd. run
Ohio State	8	75	3:36	14-31	3rd/11:24	Fields 17-yd run
Ohio State	0	0	0	14-38	3rd/8:02	Banks 55-yd. fumble return
Ohio State	7	42	3:18	17-45	4th/9:58	Smith-Njigba 5-yd. pass from Fields
Ohio State	6	40	2:34	17-52	4th/0:18	Miller 2-yd. run
Northwestern	7	80	2:43	7-0	1st/8:29	Anderson 41-yd. run
Northwestern	10	61	4:57	14-13	3rd/9:54	Raine 2-yd. pass from Ramsey
Northwestern	6	44	3:13	21-13	4th/9:53	Lees 10-yd. pass from Ramsey
Penn State	14	66	6:20	3-10	2nd/14:50	Pinegar 33-yd. FG
Penn State	13	52	5:41	3-24	2nd/5:48	Pinegar 40-yd. FG
Penn State	6	82	2:53	13-27	3rd/7:51	Lee 31-yd. run
Penn State	10	42	5:03	16-17	3rd/1:01	Pinegar 27-yd. FG
Penn State	4	75	1:14	23-30	4th/9:20	Ford 5-yd. run

INDIVIDUAL CAREER/SEASON SUPERLATIVES

SEASON AND CAREER, MOST PASSING YARDS

PLAYER	2020	CAREER	2020	CAREER
Adrian Martinez	125 at Northwestern	384 vs. Wisconsin, 2018	28 at Northwestern (Fleming)	75* 2x (at Wisc., 2018; at Colo., 2019)
Luke McCaffrey	152 vs. Penn State	Same	45* vs. Penn State (Betts)	same

*-Indicates touchdown pass

SEASON AND CAREER, MOST RECEIVING YARDS

PLAYER	2020	CAREER	2020	CAREER
Austin Allen	39 vs. Penn State	41 at Ohio State, 2018	26 at Ohio State (Martinez)	41 at Ohio State, 2018 (Martinez)
Zavier Betts	54 vs. Penn State	same	45* vs. Penn State (McCaffrey)	same
Alante Brown	16 at Ohio State	same	16 at Ohio State (McCaffrey)	same
Levi Falck	21 vs. Penn State	140# at K-State, 2019	21 vs. Penn State (McCaffrey)	40# vs. SE Missouri State, 2018
Marcus Fleming	75 at Northwestern	same	28 at Northwestern (Martinez)	same
Rahmir Johnson	17 at Ohio State	same	17 at Ohio State (McCaffrey)	same
Luke McCaffrey	5 at Ohio State	12 at Maryland, 2019	5 at Ohio State (Martinez)	12 at Maryland, 2019 (Martinez)
Dedrick Mills	33 at Northwestern	34 vs. Iowa, 2019	14 at Northwestern (Martinez)	20 at Colorado, 2019 (Martinez)
Kurt Raddal	1 at Ohio State	26 vs. Troy, 2018	1 at Ohio State (McCaffrey)	26 vs. Troy, 2018 (Martinez)
Wan'Dale Robinson	49 at Ohio State	123 vs. Northwestern, 2019	21 at Ohio State (McCaffrey)	49 vs. Northwestern, 2019 (Martinez)
Marvin Scott	14 vs. Penn State	same	14 vs. Penn State (McCaffrey)	same
Jack Stoll	24 at Ohio State	66 vs. So. Alabama	15 at Ohio State (Martinez)	42 vs. S. Alabama, 2019 (Martinez)
Ronald Thompson	10 at Ohio State	same	10 at Ohio State (Martinez)	same
Kade Warner	13 at Northwestern; vs. Penn St.	38 at Minnesota	13 vs. Penn State (McCaffrey)	26 at Minnesota, 2019 (Vedral)
Travis Vokolek	13 at Northwestern	69 ^ at Michigan State	9 at Northwestern (Martinez)	69 ^ at Michigan State

*-Indicates touchdown scored # - at South Dakota St. ^ - at Rutgers

SEASON AND CAREER, MOST RUSHING YARDS

PLAYER	2020	CAREER	2020	CAREER
Austin Allen		2 at Minnesota, 2019		2 at Minnesota, 2019
Brody Belt		29 at Minnesota, 2019		22 at Minnesota, 2019
Rahmir Johnson		55 at Maryland, 2019		13 at Maryland, 2019
Adrian Martinez	102 at Northwestern	125 vs. Minnesota, 2018	39 at Ohio State	56 vs. Ohio State, 2019
Luke McCaffrey	80 at Ohio State	83 at Maryland, 2019	47 at Ohio State	same
Dedrick Mills	70 at Northwestern	189 vs. Wisconsin, 2019	15 at Northwestern	61 vs. No. Illinois, 2019
Wan'Dale Robinson	60 vs. Penn State	89 at Illinois, 2019	14 vs. Penn State	42* vs. Northwestern, 2019
Marvin Scott	14 at Northwestern	same	8 at Northwestern	
Ronald Thompson	22 at Ohio State	same	9 at Ohio State	same
Kade Warner		4 vs. Illinois, 2018		4 vs. Illinois, 2018

*-Indicates touchdown scored ^ - at Georgia Tech

SEASON AND CAREER, MOST TACKLES, TFLS AND SACKS

PLAYER	TACKLES (2020)	CAREER	TFL (2020)	CAREER	SACKS (2020)	CAREER
Brody Belt		1 vs. So. Ala., '19; vs. Ind. '19		none		none
Dicaprio Bootle	5 at OSU, NW	7 vs. Purdue, 2018		1 vs. Ohio State, 2017		none
Chris Cassidy		1 vs. No. Illinois, 2019		none		none
Braxton Clark		3 at Purdue, 2019		1 at Purdue, 2019		none
Niko Cooper	2 vs. Penn State	same		none		none
Damion Daniels	3 vs. Penn State	4 vs. BCU, 2018		1 vs. BCU, 2018		none
Marquel Dismuke	15 vs. Penn State	same	1.0 vs. Penn State	1 3x, last vs. Penn State		none
JoJo Domann	12 vs. Penn State	same	2.0 vs. Penn State	2 3x, vs. Penn State		1.0 4x, last at Maryland, 2019
Myles Farmer	2 vs. Penn State	same		none		none
Keem Green	2 at Ohio State	same		none		none
Nick Henrich	1 at OSU; vs. Penn St.	same		none		none
Will Honas	13 vs. Penn State	same	2.0 at Ohio State	2 at Illinois, '19; vs. OSU, '20	2.0 at Ohio State	same
Damian Jackson	2 vs. Penn State	2 at Purdue, '19; vs. Penn St., '20		none		same
E. Mauga-Clements	1 at Northwestern	same		none		none
Collin Miller	10 vs. Penn State	10 at Minn., '19; PSU '20	1.5 at Ohio State	same		1.0 at Maryland, 2019
Garrett Nelson	9 vs. Penn State	same		2 at Minnesota		none
Quinton Newsome	5 at Ohio State	same		none		none
Simon Otte		2 at Maryland, 2019		none		none
Pheldarius Payne	6 vs. Penn State	same	0.5 vs. Penn State	none		none
Ethan Piper	1 at Ohio State	same		none		none
Noa Pola-Gates	2 vs. Penn State	same		none		none
Ben Stille	3 vs. Penn State	5 vs. Northwestern, 2019	0.5 at Ohio State	3 at Illinois, 2017		1.0 10x, last at Purdue, 2019
Luke Reimer	10 at Northwestern	same	1.5 at Northwestern	same	1.0 at NW; vs. Penn St.	none
Jordan Riley	1 at Northwestern	same		non		none
Ty Robinson	4 at NW; vs. Penn St.	same	1.0 at OSU/NW	same		none
Casey Rogers	4 at Ohio State	same		none		none
Garrett Snodgrass	1 at Ohio State	same		none		none
Caleb Tannor	3 vs. Penn State	5 vs. Northwestern, 2019	1.0 at Ohio State	2 vs. Northwestern	1.0 at Ohio State	1.0 4x, last vs. Ohio St., 2020
Cam Taylor-Britt	5 at Ohio State	7 vs. Ohio State, 2019	1.0 at Northwestern	2 vs. So. Alabama		1.0 vs. So. Alabama, 2019
Deontre Thomas		5 vs. No. Illinois, 2019		1 vs. So. Ala.; vs. Wis.		none
Chris Walker		1 vs. BCU, 2018		none		none
Deontai Williams	5 at Ohio State	5 at Wis., '18; at Ohio St., '20	1.0 at NW; PSU	1 3x, last vs. Penn State	1.0 vs. Penn State	none

NEBRASKA STATISTICAL HIGHS AND LOWS

NEBRASKA TOTALS	HIGHS	LOWS
Points Scored	30 vs. Penn State	13 at Northwestern
First Downs	28 at Northwestern	17 at Ohio State; vs. Penn State
Rushing Attempts	43 at Northwestern	36 at Ohio State
Rushing Yards	224 at Northwestern	146 vs. Penn State
Passes Attempted	45 at Northwestern	20 at Ohio State
Passes Completed	24 at Northwestern	13 vs. Penn State
Had Intercepted	2 at Northwestern	0 at Ohio State
Passing Yards	218 at Northwestern	152 vs. Penn State
Total Plays	88 at Northwestern	56 at Ohio State
Total Yards	442 at Northwestern	298 vs. Penn State
Possession Time	32:27 at Northwestern	23:36 vs. Penn State
Fumbles	3 at Ohio State	0 vs. Penn State
Fumbles Lost	2 at Ohio State	0 at Northwestern; vs. Penn State
Turnovers	3 at Ohio State	1 at Northwestern; vs. Penn State
Turnover Margin	1 vs. Penn State	-1 at Ohio State
Penalties	9 at Northwestern	5 vs. Penn State
Yards Penalized	90 at Ohio State	39 vs. Penn State
Sacks By-Yards Lost	3-21 at Ohio State	1-8 at Northwestern
Team Tackles for Loss-Yards	6-26 at Ohio St.; 6-21 at NW; 6-26 vs. Penn State	

NEBRASKA INDIVIDUAL OFFENSIVE HIGHS

Most Rushing Attempts	19; Dedrick Mills at Northwestern
Most Net Rushing Yards	102; Adrian Martinez at Northwestern
Most Rushing TDs	1; Dedrick Mills at OSU, at NW; Adrian Martinez at OSU; Luke McCaffrey vs. PSU
Longest TD Run	10; Adrian Martinez at Ohio State
Longest Run, No TD	47; Luke McCaffrey at Ohio State
Most Pass Attempts	27; Adrian Martinez at Northwestern
Most Completed Passes	13; Luke McCaffrey vs. PSU
Most Passing Yards	152; Luke McCaffrey vs. PSU
Most Passing TDs	1; Luke McCaffrey vs. PSU
Longest TD Pass	45; Luke McCaffrey to Xavier Betts vs. PSU
Longest Pass, No TD	28; Adrian Martinez to Marcus Fleming at Northwestern
Most Pass Receptions	6; Wan'Dale Robinson at Ohio State; Dedrick Mills at Northwestern
Most Receiving Yards	75; Marcus Fleming at Northwestern
Most TD Receptions	1; Xavier Betts vs. PSU
Most Total Offense Attempts	40; Adrian Martinez at Northwestern (13 rush, 27 passes)
Most Total Offense Yards	227; Adrian Martinez at Northwestern (102 rush, 125 pass)
Most All-Purpose Attempts	25; Dedrick Mills at Northwestern (19 rushes, 6 receptions)
Most All-Purpose Yards	112; Cam Taylor-Britt vs. PSU
Most Touchdowns Scored	1; Several Players

NEBRASKA INDIVIDUAL SPECIAL TEAMS HIGHS

Most Field Goals Attempted	3; Connor Culp at Northwestern; vs. PSU
Most Field Goals Made	3; Connor Culp vs. Penn State
Longest Field Goal Made	38; Connor Culp at Northwestern
Longest Field Goal Attempted	38; Connor Culp at Northwestern
Longest Punt Return, TD	None
Longest Punt Return, No TD	25; Cam Taylor-Britt vs. Penn State
Most Punt Return Yardage	25; Cam Taylor-Britt vs. Penn State
Longest Kickoff Return, TD	None
Longest Kickoff Return, No TD	22; Rahmir Johnson at Ohio State
Longest Blocked Punt, TD	None
Longest Blocked Field Goal Return	None
Most Kickoff Return Yardage	54; Rahmir Johnson at Ohio State
Most Punts	5; Will Przystup at Ohio State (44.6 avg); at Northwestern (40.4 avg)
Highest Punting Average	44.6; Will Przystup (5 punts)
Longest Punt	56; Will Przystup at Northwestern
Most Blocked Field Goals	None
Most Blocked Punts	None
Most Blocked PAT	None

NEBRASKA INDIVIDUAL DEFENSIVE HIGHS

Most Total Tackles	15; Marquel Dismuke vs. Penn State (5 solo, 10 asst.)
Most Solo Tackles	7; Luke Reimer at Northwestern
Most Tackles for Loss	2.0; Will Honas at Ohio State (14 yards); Jojo Domann vs. Penn State (5 yards)
Most Yards Lost	14; Will Honas at Ohio State (2.0 TFL)
Most Quarterback Sacks	2.0; Will Honas at Ohio State (14 yards)
Most Yards Lost	14; Will Honas at Ohio State (2.0 sacks)
Most Pass Breakups	1; Six players
Most Interceptions	2; Myles Farmer at Northwestern
Longest Interception TD Return	None
Longest Interception Return, No TD	55; Cam Taylor-Britt vs. Penn State
Longest Fumble TD Return	26; Deontai Williams vs. Penn State
Longest Fumble Return, No TD	0; JoJo Domann at Ohio State

OPPONENT STATISTICAL HIGHS AND LOWS

OPPONENT TOTALS	HIGHS	LOWS
Points Scored	52 at Ohio State	21 at Northwestern
First Downs	30 vs. Penn State	14 at Northwestern
Rushing Attempts	52 vs. Penn State	38 at Northwestern
Rushing Yards	245 vs. Penn State	148 at Northwestern
Passes Attempted	39 vs. Penn State	21 at Ohio State
Passes Completed	20 at Ohio State	16 at Northwestern
Had Intercepted	2 at Northwestern	0 at Ohio State
Passing Yards	276 at Ohio State	169 at Northwestern
Total Plays	91 vs. Penn State	65 at Northwestern
Total Yards	501 vs. Penn State	317 at Northwestern
Possession Time	36:24 vs. Penn State	27:33 at Northwestern
Fumbles	2 at Ohio State	1 at Northwestern
Fumbles Lost	1 at Ohio State; vs. Penn State	0 at Northwestern
Turnovers	2 at Northwestern; vs. Penn State	1 at Ohio State
Turnover Margin	+1 at Ohio State	-1 vs. Penn State
Penalties	8 at Northwestern	3 at Ohio State
Yards Penalized	64 at Northwestern	14 at Ohio State
Sacks By-Yards Lost	3-10 at Ohio State	1-12 at Northwestern; 1-4 Penn State
Team Tackles for Loss-Yards	8-28 at Northwestern	5-19 at Ohio State; 5-13 vs. Penn State

OPPONENT INDIVIDUAL HIGHS

Most Yards Rushing	89; Drake Anderson (Northwestern)
Most Rushing Attempts	18; Will Levis (Penn State)
Most Yards Passing	276; Justin Fields (Ohio State)
Most Passing Attempts	31; Will Levis (Penn State)
Most Pass Completions	20; Justin Fields (Ohio State)
Most Pass Receptions	7; Garrett Wilson (Ohio State); Pat Freiermuth (Penn State)
Most Yards Receiving	129; Garrett Wilson (Ohio State)

OPPONENT INDIVIDUAL LONGEST PLAYS

Rush	41*; Drake Anderson (Northwestern)
Pass	76; Will Levis to Pat Freiermuth (Penn State)
Field Goal	40; Jake Pinegar (Penn State)
Punt Return	36; Riley Lees (Northwestern)
Kickoff Return	36; Kyric McGowan (Northwestern)
Fumble Return	55*; Sevy Banks (Ohio State)
Interception Return	5; Chris Bergin (Northwestern)
Punt	52; Derek Adams (Northwestern)

*-Indicates touchdown scored

NO. 5 OHIO STATE 52, NEBRASKA 17

SCORE BY QUARTERS	1	2	3	4	OT	FINAL
Nebraska	7	7	3	0		17
No. 5 Ohio State	14	10	14	14		52

SCORING SUMMARY

QTR	TEAM	TIME	SCORE
1st	NEB	13:09	Martinez 10 yd run (Culp kick)
1st	OSU	08:04	Teague 1 yd run (Haubeil kick)
1st	OSU	04:02	Wilson 42 yd pass from Fields (Haubeil kick)
2nd	NEB	08:24	Mills 3 yd run (Culp kick)
2nd	OSU	03:12	Haubeil 34 yd field goal
2nd	OSU	01:10	Teague 6 yd run (Haubeil kick)
3rd	OSU	11:24	Fields 17 yd run (Haubeil kick)
3rd	OSU	08:02	Banks 55 yd fumble recovery (Haubeil kick)
3rd	NEB	03:56	Culp 22 yd field goal
4th	OSU	09:58	Smith-Njigba 5 yd pass from Fields (Haubeil kick)
4th	OSU	00:18	Miller 2 yd run (Haubeil kick)

Columbus, Ohio (Oct. 24) - Adrian Martinez and Luke McCaffrey combined for 165 rushing yards, but Nebraska was unable to keep pace in a 52-17 loss to fifth-ranked Ohio State.

Nebraska generated 370 yards of total offense, including 210 rushing yards and 160 passing yards, as McCaffrey tallied 80 yards on nine carries, including a 47-burst on Nebraska's opening drive. His run set up a 10-yard touchdown trot for Martinez to cap a four-play, 75-yard drive to give NU an early lead. Martinez finished with a team-high 85 rushing yards on 13 carries for the Big Red. Martinez added an efficient passing day by completing 12-of-15 passes for 105 yards, while McCaffrey completed 4-of-5 passes for 55 yards.

While Nebraska's quarterbacks combined to complete 16-of-20 passes, Ohio State's Justin Fields was even more efficient, completing 20-of-21 passes for 276 yards and two TDs. Fields added 15 carries for 54 yards and another score as OSU amassed 498 total yards.

After Nebraska took a quick 7-0 lead, Fields pushed the Buckeyes down the field for an 11-play, 75-yard drive in 5:05 to tie the score. After the Buckeyes got a stop on Nebraska's next drive, Fields found Garrett Wilson for a 42-yard touchdown pass with 4:02 left in the opening quarter. NU tied the score at 14 midway through the second quarter on Dedrick Mills' three-yard touchdown run. Ohio State answered with an 11-play drive of its own that covered 71 yards, but Nebraska held and forced a 34-yard Blake Haubeil field goal with 3:12 left in the half. NU struggled on its next possession, and OSU took advantage, going 46 yards in just five plays capped by a Master Teague III six-yard run to put the Buckeyes ahead 24-14. OSU extended its lead on the opening series of the second half, as Fields' 17-yard run put the Buckeyes ahead 31-14.

The three consecutive scores by Ohio State in just 6:48 of game time put Nebraska in a must-score position on its opening drive of the second half, and the Huskers started marching. However, on the sixth play of Nebraska's drive, Martinez fumbled at the OSU 45, and Sevyn Banks scooped up the ball and raced 55 yards for a touchdown to give Ohio State a 38-14 lead. Nebraska ended Ohio State's surge with a 22-yard Connor Culp field goal with 3:56 left in the period to send the Huskers to the fourth trailing 38-17. OSU added a pair of fourth-quarter touchdowns to complete the scoring.

TEAM STATISTICS

	NEB	OSU
FIRST DOWNS	17	28
RUSHES-YARDS (NET)	36-210	48-215
PASSING YDS (NET)	160	276
Passes Att-Comp-Int	20-16-0	21-20-0
TOTAL OFFENSE PLAYS-YARDS	56-370	69-491
Fumble Returns-Yards	1-0	1-55
Punt Returns-Yards	0-0	2-23
Kickoff Returns-Yards	3-54	2-14
Interception Returns-Yards	0-0	0-0
Punts (Number-Avg)	5-44.6	2-49.0
Fumbles-Lost	3-2	2-1
Penalties-Yards	8-90	3-14
Possession Time	26:46	33:14
Third-Down Conversions	4 of 10	8 of 13
Fourth-Down Conversions	0 of 0	2 of 2
Red-Zone Scores-Chances	3-3	6-6
Sacks By: Number-Yards	3-21	3-10

RUSHING: OSU-Fields, Justin 15-54; Sermon, Trey 11-48; Teague III, Master 12-41; Chambers, Steele 4-32; Miller III, Jack 2-23; Johnson, Xavier 4-17. **NEB-** Martinez, Adrian 13-85; McCaffrey, Luke 9-80; Mills, Dedrick 9-25; Thompkins, Ronald 4-22; TEAM 1--2

PASSING: OSU-Fields, Justin 20-21-0-276-2 **NEB-**Martinez, Adrian 12-15-0-105-0; McCaffrey, Luke 4-5-0-55-0

RECEIVING: OSU-Wilson, Garrett 7-129; Olave, Chris 6-104; Smith-Njigba, Jaxon 2-5; Fleming, Julian 1-13; Williams, Jameson 1-7; Sermon, Trey 1-7; Ruckert, Jeremy 1-6; Farrell, Luke 1-5. **NEB-**Robinson, Wan'Dale 6-49; Allen, Austin 2-30; Stoll, Jack 2-24; Johnson, Rahmir 1-17; Brown, Alante 1-16; Thompkins, Ronald 1-10; Falck, Levi 1-8; McCaffrey, Luke 1-5; Rafdal, Kurt 1-1

INTERCEPTIONS: OSU-None. **NEB-**None

FUMBLES: OSU-TEAM 1-0; Olave, Chris 1-1; **NEB-**Adrian Martinez 1-1; McCaffrey 1-1; TEAM 1-0

TACKLES: OSU-Werner, Pete 6-1. **NEB-**Honas, Will 6-1; Dismuke, Marquel 5-2; Miller, Collin 3-4

NORTHWESTERN 21, NEBRASKA 13

SCORE BY QUARTERS	1	2	3	4	OT	FINAL
Nebraska	0	13	0	0		13
Northwestern	7	0	7	7		21

SCORING SUMMARY

QTR	TEAM	TIME	SCORE
1st	NU	08:29	Anderson 41 yd run (Kuhbender kick)
2nd	NEB	11:29	Culp 38 yd field goal
2nd	NEB	08:54	Culp 36 yd field goal
2nd	NEB	01:25	Mills 3 yd run (Culp kick)
3rd	NU	09:54	Raine 2 yd pass from Ramsey (Kuhbender kick)
4th	NU	09:53	Lees 10 yd pass from Ramsey (Kuhbender kick)

Evanston, Ill. (Nov. 7) - In another game between Nebraska and Northwestern that came down to the final play, Luke McCaffrey's pass to Wan'Dale Robinson fell incomplete as the Wildcats escaped with a 21-13 win.

Nebraska lost despite putting up 442 yards of total offense and 28 first downs against Northwestern, while holding the Wildcats to just 317 total yards.

The Huskers led 13-7 at the half, but Peyton Ramsey threw a pair of second-half touchdowns passes for Northwestern, including a 10-yard pass to Riley Lees with 9:53 left.

Nebraska had two opportunities to get the tying score in the fourth quarter, but could not crack the end zone. Luke McCaffrey drove the Huskers down the field, and Nebraska had the ball first-and-goal at the Northwestern 3-yard line and had another first and goal at the Wildcat 2, but Chris Bergin's interception snuffed out the drive.

After forcing a punt, the Huskers got the ball back at their 8-yard line with 2:14 remaining. NU eventually got the ball to the Wildcat 14, but his fourth-down incompleteness on fourth-and-4 with five seconds left ended the Huskers' scoring threat. McCaffrey completed 12-of-16 passes for 93 yards in just over one quarter of action, while added 49 yards on eight carries. Adrian Martinez led the Nebraska ground game with 102 yards on 13 carries, while adding 125 yards by completing 12-of-27 passes.

Northwestern jumped out to a 7-0 lead on Drake Anderson's 41-yard run, capping a seven-play, 80-yard drive. The Huskers chipped away, getting two Connor Culp field goals to pull within 7-6 midway through the second quarter.

Late in the second quarter, Myles Farmer gave the Big Red their best opportunity of the day, intercepting a Peyton Ramsey pass and taking it down to the Northwestern 3. Dedrick Mills scored on the next play to give the Huskers a 13-7 lead with 1:25 left in the half.

Farmer, making his first career start, picked off two Ramsey passes for Nebraska, while Luke Reimers added a career-high 10 stops and a sack for the Big Red.

Northwestern went back in front with its opening drive of the second half. Ramsey found John Raine on a two-yard pass to cap a 10-play, 61-yard drive that used up 4:57 to put the Wildcats up 14-13 with 9:53 left in the third.

Ramsey, who went 16-of-27 for 169 yards and two scores, added his second scoring toss early in the third quarter to stake the Wildcats an eight-point cushion.

TEAM STATISTICS

	NEB	NW
FIRST DOWNS	28	14
RUSHES-YARDS (NET)	43-224	38-148
PASSING YDS (NET)	218	169
Passes Att-Comp-Int	45-24-2	27-16-2
TOTAL OFFENSE PLAYS-YARDS	88-442	65-317
Fumble Returns-Yards	0-0	0-0
Punt Returns-Yards	2--3	2-44
Kickoff Returns-Yards	1-11	1-36
Interception Returns-Yards	2-45	2-5
Punts (Number-Avg)	5-40.4	6-43.5
Fumbles-Lost	2-0	1-0
Penalties-Yards	9-55	8-64
Possession Time	32:27	27:33
Third-Down Conversions	4 of 16	7 of 16
Fourth-Down Conversions	2 of 3	1 of 1
Red-Zone Scores-Chances	3-6	2-3
Sacks By: Number-Yards	1-8	1-12

RUSHING: NW-Anderson, Drake 18-89; McGowan, Kyric 3-32; Ramsey, Peyton 9-28; Hull, Evan 4-6; Porter, Cam 1-1; Chiao Khiao-Bowman, Ramaud 1-0; Team 1--4; Lees, Riley 1--4. **NEB-**Martinez, Adrian 13-102; Mills, Dedrick 19-59; McCaffrey, Luke 8-49; Scott III, Marvin 3-14.

PASSING: NW-Ramsey, Peyton 16-27-2-169-2 **NEB-**Martinez, Adrian 12-27-1 125-0; McCaffrey, Luke 12-16-1-93-0

RECEIVING: NW-Raine, John 4-33; McGowan, Kyric 3-27; Lees, Riley 3-25; Hull, Evan 2-27; Chiao Khiao-Bowman, Ramaud 2-26; Kirtz, Bryce 1-20; Washington, Malik 1-11. **NEB-**Mills, Dedrick 6-33; Fleming, Marcus 5-75; Robinson, Wan'Dale 4-32; Allen, Austin 2-29; Betts, Zavier 2-17; Vokolek, Travis 2-13; Warner, Kade 2-13; Falck, Levi 1-6

INTERCEPTIONS: NW-Bergin, Chris 1-5; Joseph, Brandon 1-0. **NEB-**Farmer, Myles 2-45

FUMBLES: NW-Ramsey, Peyton 1-0; **NEB-**Robinson, Wan'Dale 1-0; Mills, Dedrick 1-0

TACKLES: NW-Gallagher, Blake 8-6. **NEB-**Reimer, Luke 7-3

NEBRASKA 30, PENN STATE 23

SCORE BY QUARTERS	1	2	3	4	FINAL
Penn State	0	6	10	7	23
Nebraska	10	17	0	3	30

SCORING SUMMARY

QTR	TEAM	TIME	SCORE
1st	NEB	11:25	McCaffrey 1 yd run (Culp kick)
1st	NEB	06:14	Culp 22 yd field goal
2nd	PSU	14:50	Pinegar 33 yd field goal
2nd	NEB	14:01	Betts 45 yd pass from McCaffrey (Culp kick)
2nd	NEB	11:29	Williams 26 yd fumble recovery (Culp kick)
2nd	PSU	05:48	Pinegar 40 yd field goal
2nd	NEB	00:00	Culp 25 yd field goal
3rd	PSU	07:51	Lee 31 yd run (Pinegar kick)
3rd	PSU	01:01	Pinegar 27 yd field goal
4th	NEB	10:34	Culp 30 yd field goal
4th	PSU	09:20	Ford 5 yd run (Pinegar kick)

Lincoln (Nov. 14) - Nebraska's defense helped the Huskers build a 27-6 halftime lead and preserved it with a pair of fourth-quarter stands in a 30-23 victory over Penn State.

Nebraska held a 30-23 lead after Penn State's Devyn Ford scored on a five-yard touchdown with 9:30 left. The Husker defense made the margin stand by snuffing out a pair of Penn State drives inside the Husker red zone in the final five minutes.

The Nittany Lions got the ball at the NU 48 with 7:39 left after a Brandon Smith interception. PSU quarterback Will Levis led the Lions to the NU 11, but the Huskers forced four consecutive incompletions, culminating with a Marquel Dismuke breakup on fourth down.

After a Husker punt, PSU marched from its own 31 to the NU 9 on its final drive before the Blackshirts stiffened. After a pair of incompletions, Luke Reimer sacked Levis on third down before Ben Stille pressured Levis into an incompletoin to seal NU's first win of 2020.

Dismuke recorded a career-high 15 tackles, including a tackle for loss to go along with his breakup, as four Huskers totaled double-figure tackles. The Blackshirts also forced two turnovers that led to 10 points, including a 26-yard scoop and score from Deontai Williams.

NU jumped out quickly, as Luke McCaffrey led NU on an 11-play, 75-yard drive to open the game. McCaffrey accounted for 69 yards on the drive, including a key 12-yard run to keep the chains moving. On Penn State's first possession, Cam Taylor-Britt intercepted a Sean Clifford pass and returned it 55 yards to the PSU 15 to set up a 22-yard field goal by Connor Culp, one of three for the Husker kicker on the day.

PSU was within 10-3 in the opening minute of the second quarter before the Huskers struck for 14 points in a 2:32 span. Freshman Xavier Betts got into the scoring column, taking a flip from McCaffrey and racing 45 yards for a TD, capping a 3-play, 65-yard drive. On the next drive, the Williams strip sack and score extended the margin to 21 with 11:29 left in the half.

McCaffrey picked up a victory in his first career start, completing 13-of-21 passes for 152 yards and a touchdown. He also rushed 13 times for 67 yards and another score. Wan'Dale Robinson added a season-high 16 carries for 60 yards while catching five passes. NU was out-gained 501-298, but the Blackshirts allowed just 16 points on Penn State's six red zone trips.

TEAM STATISTICS

	PSU	NEB
FIRST DOWNS	30	17
RUSHES-YARDS (NET)	52-245	39-146
PASSING YDS (NET)	256	152
Passes Att-Comp-Int	39-19-1	21-13-1
TOTAL OFFENSE PLAYS-YARDS	91-501	60-298
Fumble Returns-Yards	0-0	1-26
Punt Returns-Yards	1-21	1-25
Kickoff Returns-Yards	4-51	0-0
Interception Returns-Yards	1-0	1-55
Punts (Number-Avg)	1-34.0	4-40.5
Fumbles-Lost	1-1	0-0
Penalties-Yards	4-50	5-39
Possession Time	36:24	23:36
Third-Down Conversions	8 of 17	4 of 12
Fourth-Down Conversions	3 of 5	1 of 1
Red-Zone Scores-Chances	4-6	4-4
Sacks By: Number-Yards	1-4	2-17

RUSHING: PSU- Ford, Devyn 16-66; Levis, Will 18-61; Holmes, Caziah 4-50; Lee, Keyvone 8-49; Clifford, Sean 6-19. **NEB-**McCaffrey, Luke 13-67; Robinson, Wan'Dale 16-60; Scott III, Marvin 5-11; Mills, Dedrick 3-11; Thompson, Ronald 1-2; TEAM 1--5

PASSING: PSU-Levis, Will 14-31-0-219-0; Clifford, Sean 5-8-1-37-0. **NEB-**McCaffrey, Luke 13-21-1-152-1.

RECEIVING: PSU-Freiermuth, Pat 7-113; Washington, Parker 5-70; Lambert-Smith, KeAndre 3-35; Dotson, Jahan 2-27; George, Daniel 1-6; Ford, Devyn 1-5. **NEB-**Robinson, Wan'Dale 5-11; Allen, Austin 3-39; Betts, Xavier 2-54; Falck, Levi 1-21; Scott III, Marvin 1-14; Warner, Kade 1-13

INTERCEPTIONS: PSU-Smith, Brandon 1-0. **NEB-**Taylor-Britt, Cam 1-55

FUMBLES: PSU-Clifford, Sean 1-1. **NEB-**None

TACKLES: PSU-Oweh, Jayson 6-3. **NEB-**Dismuke, Marquel 5-10