

N NEBRASKA BASKETBALL

2019-20 GAME NOTES

The Nebraska men's basketball team finishes a five-game homestand when the Iowa Hawkeyes visit Pinnacle Bank Arena Tuesday evening.

Tipoff is set for shortly after 8 p.m. and a limited number of 100 Level tickets are available for purchase by visiting Huskers.com/Tickets, calling the NU Athletic Ticket Office at 800-8-BIGRED or at the Pinnacle Bank Arena box office beginning 90 minutes prior to tipoff.

Tuesday's matchup will be carried nationally on BTN with Kevin Kugler and Stephen Bardo on the call. The game can also be streamed via the web, smartphones, tablets and connected devices through the Fox Sports app.

Fans can follow all of the action across the state of Nebraska on the Learfield IMG College Husker Sports Network with Kent Pavelka and Jake Muhleisen on the call. The game will also be available on Huskers.com, the Huskers app and Tuneln radio. The pregame show begins one hour prior to tipoff.

Nebraska (6-8, 1-2 Big Ten) looks to bounce back following a 79-62 loss to Rutgers on Friday night. The Huskers shot just 31.7 percent while Rutgers shot 54 percent and out-rebounded the Huskers 48-31. Senior guard Haanif Cheatham had 16 points, while sophomore guard Cam Mack added 11 points, six assists and five rebounds for the Huskers.

Cheatham has been steady in his first season as a Husker, scoring a team-high 13.3 points per game while shooting a career-best 52.3 percent from the field. He has reached double figures in nine of the Huskers' last 10 contests, including a pair of 20-point performances.

Iowa (10-4, 1-2) comes off a tough 89-86 loss at No. 21 Penn State Saturday afternoon snapping a four-game win streak. Junior Luka Garza had 34 points on 13-of-19 shooting and 12 rebounds, while Joe Weiskamp added 23 points and 10 boards in a losing effort. Iowa shot 47 percent, but had 15 turnovers which led to 20 Nittany Lion points.

Garza has been one of the best big men in the country during the first half of the season, leading the Big Ten in scoring (22.5 ppg) and ranking second in rebounding (10.1 rpg). In conference play, Garza is averaging 33.0 points per game.

GAME MATCHUP

NEBRASKA CORNHUSKERS

2019-20 Record: 6-8 (1-2 Big Ten)
Head coach: Fred Hoiberg
Record at Nebraska: 6-8 (1st year)
Career NCAA Record: 121-64 (6th year)

IOWA HAWKEYES

2019-20 Record: 10-4 (1-2 Big Ten)
Head coach: Fran McCaffery
Record at Iowa: 184-136 (10th year)
Career Record: 435-313 (23rd year)

BROADCAST INFO

Television: BTN
Play-by-play: Kevin Kugler
Analyst: Stephen Bardo
Online Broadcast: Fox Sports App
Radio: Learfield IMG College Husker Sports Network, including 590 AM (Omaha), 1400 AM (Lincoln) and 880 AM (Lexington)
Play-by-play: Kent Pavelka
Analyst: Jake Muhleisen
Online Radio: Available on Huskers.com, Huskers App, Tuneln.com/Huskers and Tuneln App.
SiriusXM (Internet): Ch. 372 XM: Ch. 372

PLAYER SPOTLIGHT

Cam Mack leads the Big Ten with 9.3 assists per game in conference games. Mack is also sixth in Big Ten games with a 3.1-to-1 assist-to-turnover ratio.



NEBRASKA VS. IOWA

15

GAME DETAILS

Date: Tuesday, Jan. 7
Time: 8:07 p.m.
Location: Lincoln, Neb.
Arena: Pinnacle Bank Arena
Tickets: Huskers.com/Tickets

MEDIA INFO

TV: BTN
Online Video: Fox Sports App
Radio: Learfield IMG College
Internet Audio: Huskers.com
Huskers app/Tuneln

2019-20 SCHEDULE

Date	Opponent	TV/Internet	Result
Tues., Nov. 5	UC Riverside	BTN	L, 47-66
Sat., Nov. 9	Southern Utah	BTN+	L, 78-79 (2OT)
Fri., Nov. 15	South Dakota St.	BTN	W, 90-73
Fri., Nov. 22	Southern	BTN+	W, 93-86 (OT)
CAYMAN ISLANDS CLASSIC			
Mon., Nov. 25	vs. Washington St.	FloHoops.com	W, 82-71
Tues., Nov. 26	vs. George Mason	FloHoops.com	L, 66-85
Wed., Nov. 27	vs. South Florida	FloHoops.com	W, 74-67
BIG/ACC CHALLENGE			
Wed., Dec. 4	at Georgia Tech	ESPNU	L, 56-73
Sat., Dec. 7	at Creighton	FS1	L, 74-95
Fri., Dec. 13	at Indiana*	BTN	L, 90-96 (OT)
Sun., Dec. 15	Purdue*	BTN	W, 70-56
Sat., Dec. 21	North Dakota	BTN+	L, 74-75
Sun., Dec. 29	TAMU-Corpus Christi	BTN	W, 73-52
Fri., Jan. 3	Rutgers*	BTN	L, 62-79
Tues., Jan. 7	Iowa*	BTN	8 p.m.
Sat., Jan. 11	at Northwestern*	BTN	3:30 p.m.
Tues., Jan. 14	at Ohio State*	FS1	5:30 p.m.
Sat., Jan. 18	Indiana*	BTN	6 p.m.
Tues., Jan. 21	at Wisconsin*	BTN	8 p.m.
Sat., Jan. 25	at Rutgers*	BTN	1 p.m.
Tues., Jan. 28	Michigan*	ESPN/2/U	6 p.m.
Sat., Feb. 1	Penn State*	BTN	6 p.m.
Sat., Feb. 8	at Iowa*	BTN	5 p.m.
Tues., Feb. 11	at Maryland*	BTN	7:30 p.m.
Sat., Feb. 15	Wisconsin*	BTN	1:15 p.m.
Thurs., Feb. 20	Michigan State*	FS1	7:30 p.m.
Mon., Feb. 24	at Illinois*	BTN	7 p.m.
Thurs., Feb. 27	Ohio State*	ESPN/2	8 p.m.
Sun., March 1	Northwestern*	BTN	3:15 p.m.
Thurs., March 5	at Michigan*	FS1	5:30 p.m.
Sun., March 8	at Minnesota*	BTN	Noon
Big Ten Tournament			
Wed., March 11	at Big Ten First Round	BTN	TBA
Thurs., March 12	at Big Ten Second Round	BTN	TBA
Fri., March 13	at Big Ten Quarterfinals	BTN	TBA
Sat., March 14	at Big Ten Semifinals	CBS	TBA
Sun., March 15	at Big Ten Championship	CBS	2:30 p.m.
NCAA Tournament			
March 17-April 6	NCAA Tournament	TBD	TBA

Notes: *-Big Ten Conference Game; All times listed are central and subject to change. Home games are in red and bold.

2019-20 ROSTER AT A GLANCE

No	Name	Pos.	Ht.	Wt.	Yr.	Hometown	GP/GS	MPG	PPG	RPG	APG
0	Akol Arop	F	6-6	200	Fr.	Omaha, Neb.	7/0	1.4	0.3	1.0	0.0
1	Kevin Cross	F	6-8	240	Fr.	Little Rock, Ark.	14/0	18.9	6.9	4.3	1.1
3	Cam Mack	G	6-2	175	So.	Austin, Texas	14/12	34.6	12.6	4.7	6.5
4	Shamiel Stevenson- #	G/F	6-6	245	Jr.	Toronto, Ontario, Canada	Will sit out 2019-20 season				
11	Dachon Burke Jr.	G	6-4	180	Jr.	Orange, N.J.	14/14	28.0	12.1	4.1	1.2
13	Derrick Walker - #	F	6-8	235	Jr.	Kansas City, Mo.	Will sit out 2019-20 season				
21	Jace Piatkowski	G	6-3	175	Fr.	Omaha, Neb.	Will redshirt in 2019-20				
22	Haanif Cheatham	G	6-5	194	Sr.	Fort Lauderdale, Fla.	14/14	33.4	13.3	4.4	1.4
23	Jervay Green	G	6-3	210	Jr.	Denver, Colo.	12/9	29.0	9.2	4.5	2.5
24	Yvan Ouedraogo	F	6-9	260	Fr.	Bordeaux, France	14/14	20.8	6.0	6.2	0.5
25	Matej Kavas	G	6-8	205	Sr.	Ljubljana, Slovenia	14/1	17.1	5.9	1.3	0.6
30	Charlie Easley	G	6-2	190	Fr.	Lincoln, Neb.	10/0	3.3	1.4	0.2	0.1
34	Thorir Thorbjarnarson	G	6-6	206	Jr.	Reykjavik, Iceland	14/6	22.9	6.9	3.4	0.8
44	Bret Porter	F	6-6	215	Fr.	Omaha, Neb.	Will redshirt in 2019-20				
45	Dalano Banton - #	G	6-8	195	So.	Toronto, Ontario, Canada	Will sit out 2019-20 season				

#-Sitting out after transferring

2019-20 NUMERICAL ROSTER

No.	VL	Name	Pronunciation	Pos.	Ht.	Wt.	Yr.	Hometown	Previous School
0		Akol Arop	A-call uh-rope	F	6-6	200	Fr.	Omaha, Neb.	Creighton Prep HS
1		Kevin Cross		F	6-8	240	Fr.	Little Rock, Ark.	Mills University Studies HS
3		Cam Mack		G	6-2	175	So.	Austin, Texas	Salt Lake CC
4		Shamiel Stevenson	Sha-meal	G	6-6	245	Jr.	Toronto, Ontario, Canada	University of Nevada
11		Dachon Burke Jr.	DAY-shawn	G	6-4	180	Jr.	Orange, N.J.	Robert Morris
13		Derrick Walker		F	6-8	235	Jr.	Kansas City, Mo.	University of Tennessee
21		Jace Piatkowski	Pie-it-COW-ski	G	6-3	175	Fr.	Omaha, Neb.	Elkhorn South HS
22		Haanif Cheatham	Hah-NEEF CHEE-tum	G	6-5	194	Sr.	Fort Lauderdale, Fla.	Florida Gulf Coast University
23		Jervay Green		G	6-3	210	Jr.	Denver, Colo.	Western Nebraska CC
24		Yvan Ouedraogo	I-van OOH-drah-oh-goh	F	6-9	260	Fr.	Bordeaux, France	INSEP
25		Matej Kavaz	MAH-tey KAH-vahs	G	6-8	205	Sr.	Ljubljana, Slovenia	Seattle University
30		Charlie Easley		G	6-2	190	Fr.	Lincoln, Neb.	Pius X HS
34	**	Thorir Thorbjarnarson	Thor-EAR thorb-YAR-nar-son	G	6-6	206	Jr.	Reykjavik, Iceland	Menntaskólinn i Reykjavik
44		Bret Porter		F	6-6	215	Fr.	Omaha, Neb.	Millard North HS
45		Dalano Banton	duh-LAH-no BAN-ten	G	6-8	195	So.	Toronto, Ontario, Canada	Western Kentucky University

2019-20 COACHING STAFF

Name	Pronunciation	Title	Year at Nebraska	Alma Mater (Year)
Fred Hoiberg		Head Coach	First	Iowa State (1995)
Matt Abdelmassih	Abdel-massey	Assistant Coach	First	St. John's (2007)
Doc Sadler		Assistant Coach	First as Asst./Seventh	Arkansas (1982)
Armon Gates		Assistant Coach	Second	Kent State (2006)
Bobby Lutz	Lootz	Special Assistant to the Head Coach	First	UNC Charlotte (1980)
Tim Wilson		Basketball Strength Coach	Ninth	Nebraska (1981)
Matt Holt		Video Coordinator	Third	New Haven (2013)
Luca Virgilio	Vir-Jill-e-o	Director of Basketball Operations	First	Universita degli Studi di Roma Tre (2012)
Bertram "Buzzy" Caruthers		Director of Player Development	First	Hampton (2006)
Vince Fritz		Graduate Manager	Second	Missouri Southern (2018)
John Harris Jr.		Graduate Manager	First	Benedictine (2017)

TEAM COMPARISON

Nebraska Cornhuskers			Iowa Hawkeyes		
2019-20 Team Statistics (Record: 6-8, 1-2)			2019-20 Team Statistics (Record: 10-4, 1-2)		
Category	Nebraska	OPP	Category	Iowa	OPP
SCORING	1031	1053	SCORING	1136	985
Points Per Game	73.6	75.2	Points Per Game	81.1	70.4
Margin	-1.6	--	Margin	+10.8	--
FIELD GOALS-ATT	368-874	409-965	FIELD GOALS-ATT	398-863	362-857
Field Goal Percentage	.421	.424	Field Goal Percentage	.461	.422
3-POINT FG-ATT	117-353	105-358	3-POINT FG-ATT	117-319	100-326
3-Point FG Percentage	.331	.293	3-Point FG Percentage	.367	.307
3-Point FG made per game	8.4	7.5	3-Point FG made per game	8.4	7.1
FREE THROWS-ATT	178-299	130-193	FREE THROWS-ATT	223-312	161-210
Free Throw Percentage	.595	.674	Free Throw Percentage	.715	.767
F-Throws made per game	12.7	9.3	F-Throws made per game	15.9	11.5
REBOUNDS	510	659	REBOUNDS	535	489
Rebounds Per Game	36.4	47.1	Rebounds Per Game	38.2	34.9
Rebounding Margin	-10.6	--	Rebounding Margin	+3.3	--
ASSISTS	201	183	ASSISTS	251	191
Assists Per Game	14.4	13.1	Assists Per Game	17.9	13.6
TURNOVERS	163	206	TURNOVERS	168	192
Turnovers Per Game	11.6	14.7	Turnovers Per Game	12.0	13.7
Turnover Margin	3.1	--	Turnover Margin	1.7	--
Assist/Turnover Ratio	1.2	0.9	Assist/Turnover Ratio	1.5	1.0
STEALS	93	80	STEALS	97	89
Steals Per Game	6.6	5.7	Steals Per Game	6.9	6.4
BLOCKS	40	66	BLOCKS	50	56
Blocks Per Game	2.9	4.7	Blocks Per Game	3.6	4.0

NUMBERS TO KNOW

.462 - Thorir Thorbjarnarson is fourth in the Big Ten in 3-point percentage entering Tuesday's game. He is 18-of-39 from long range this season after going a combined 6-of-28 behind the 3-point stripe in his first two years.

+3.1 - Nebraska enters the week tied for the Big Ten lead in turnover margin at +3.1 per game. NU has committed 12 or fewer turnovers in each of the last six contests, including a season-low seven turnovers against Rutgers.

3 - Double-figure assist games for Cam Mack, which is the most by a Husker since Brian Carr had five in the 1985-86 season.

6.2 - Rebounds per game for freshman Yvan Ouedraogo, which is fourth among all Big Ten freshmen. His rebounds per game is on track to be the highest by a Husker freshman since Aleks Maric grabbed 6.3 rebounds per game in 2005-06.

8 - Nebraska has had eight of its nine eligible scholarship players reach double figures this season. The Huskers have three players currently averaging double figures.

15.1 - Nebraska is 11th nationally and second among power conference schools in average possession length.

50 - Returning point total from last season, all by Thorir Thorbjarnarson. That is the lowest by any power conference team since the 2009-10 season.

PROBABLE STARTERS



#3 Cam Mack | G | So. | 6-2 | 175 | Austin, Texas

2019-20 Averages: PPG: 12.6 | RPG: 4.7 | APG: 6.5

Worth Noting: Had 11 points, six assists and five boards vs. Rutgers...Finished with 19 points, seven rebounds and seven assists vs. North Dakota...Posted the first triple-double in program history with 11 points, 10 rebounds and 12 assists vs. Purdue...Totaled 15 points and 10 assists at Indiana...Scored a season-high 24 points vs. South Dakota State...Nearly recorded a triple double vs. Southern Utah with 13 points, 11 assists and seven boards...Rated the top point guard & No. 3 overall recruit by JUCORecruiting.com in 2019...Averaged 19.1 points, 7.6 assists, 5.9 rebounds and 2.4 steals per game at Salt Lake City CC...Totaled five 30-point games, including a 40-point outburst against Casper College.

Collegiate Career Bests: Pts: 24 | Reb: 10 | Ast: 12 | Stl: 3 (2x)

#11 Dachon Burke Jr. | G | Jr. | 6-4 | 180 | Orange, N.J.

2019-20 Averages: PPG: 12.1 | RPG: 4.1 | APG: 1.2 | SPG: 1.5

Worth Noting: Totaled five points, five rebounds and two blocks against Rutgers...Totaled 18 points and matched season highs in rebounds (seven) against Purdue...Led Nebraska with 25 points, including 4-of-8 from 3-point range, at Indiana...Scored 21 points on 8-of-11 shooting vs. USF...Sat out 2018-19 season after two years at Robert Morris...Was a second-team All-Northeast Conference pick in 2017-18, averaging 17.6 points, 5.8 rebounds and 2.1 steals per game...Was fourth in the NEC in scoring and led the lead in steals as a sophomore...Played in 33 games as a freshman and averaged 7.6 ppg...Prepped at Coastal Academy, where he averaged 17.2 points, 6.0 assists and 4.0 rebounds per game.

Collegiate Career Bests (including Robert Morris): Pts: 29 | Reb: 14 | Ast: 6 | Stl: 6

#34 Thorir Thorbjarnarson | G | Jr. | 6-6 | 206 | Reykjavik, Iceland

2019-20 Averages: PPG: 6.9 | RPG: 3.4

Worth Noting: Has started the last five games...Finished with five points, a career-high five assists and four rebounds vs. Rutgers...Finished with eight points and a season-high four steals vs. TAMU-CC...Totaled 13 points and five boards vs. Purdue...Had a career-high 17 point effort at Indiana, including 3-of-5 from 3-point range...Had 12 points, including 4-of-5 from 3-point range, at Creighton...Totaled 11 points and seven boards at Georgia Tech...Averaged 10 ppg playing for Iceland National Team at the Games of the Small States of Europe...Started seven times in 2019, including all five postseason games...Grabbed a career-high 10 rebounds against No. 24 Wisconsin in 2018-19...NU's first scholarship player from Iceland.

Collegiate Career Bests: Pts: 17 | Reb: 10 | Ast: 5 | Stl: 5

#22 Haanif Cheatham | G | Sr. | 6-5 | 194 | Fort Lauderdale, Fla.

2019-20 Averages: PPG: 13.3 | RPG: 4.4 | APG: 1.4

Worth Noting: Finished with 16 points vs. Rutgers...Went over 1,000 career points with a 17-point effort vs. TAMU-CC...Had 21 points, six boards and three assists at Indiana...Recorded first career double-double with 14 points and 11 boards at Georgia Tech...Had a career-high 26-point effort vs. USF...Spent 2018-19 season at FGCU, averaging 13.2 ppg and 4.8 rpg before shoulder surgery...Spent two-plus seasons at Marquette where he started 63 games...Was chosen as the team's best defender in 2015-16 and 2016-17...Averaged 11.8 ppg as a freshman to earn Big East All-Freshman team honors...Was a top-100 recruit at Pembroke Pines Charter High School, where he averaged 24.0 points, 5.0 rebounds and 3.0 assists per game.

Collegiate Career Bests (including Marquette/FGCU): Pts: 26 | Reb: 11 | Ast: 6 (3x) | Stl: 3 (4x)

#24 Yvan Ouedraogo | F | Fr. | 6-9 | 260 | Bordeaux, France

2019-20 Averages: PPG: 6.0 | RPG: 6.2

Worth Noting: Held to four points and four boards vs. Rutgers...Had his first career double-double with 11 points and 14 rebounds vs. TAMU-CC...Led NU with nine boards and added nine points vs. UND...Finished with nine points and 10 boards at Indiana...Grabbed 12 boards vs. South Dakota State...Top 150 recruit by 247Sports...Played for the French U-18 team at the European Championships, averaging 4.0 points and 3.6 rebounds despite being the second-youngest player on the roster...Attended the National Institute of Sport, Expertise and Performance (INSEP), the same program which produced Clint Capela, Boris Diaw and Tony Parker...Played for French U-16 team in 2018 European Champs., averaging 12.7 ppg and 9.7 rpg.

Collegiate Career Bests: Pts: 11 (2x) | Reb: 14 | Ast: 2 | Stl: 2 | Bl: 2

NATIONAL POLLS

AP TOP 25 (JAN. 6)

No	Team (1st)	Record	Points	Prev.
1	Gonzaga (54)	16-1	1,607	1
2	Duke (9)	13-1	1,545	2
3	Kansas (2)	11-2	1,513	3
4	Baylor	11-1	1,386	6
5	Auburn	13-0	1,317	8
6	Butler	14-1	1,181	11
7	San Diego State	15-0	1,130	13
8	Michigan State	12-3	1,129	14
9	Oregon	12-3	1,075	4
10	Florida State	13-2	966	18
11	Ohio State	11-3	924	5
12	Maryland	12-2	863	15
13	Louisville	11-3	844	7
14	Kentucky	10-3	811	17
15	Dayton	13-2	614	20
16	Villanova	10-3	604	10
17	West Virginia	11-2	599	16
18	Virginia	11-2	556	19
19	Michigan	10-4	502	12
20	Penn State	12-2	456	21
21	Memphis	12-2	455	9
22	Texas Tech	10-3	287	22
23	Wichita State	13-1	252	24
24	Arizona	11-3	184	25
25	Colorado	12-3	81	NR

Others receiving votes: Iowa 63, Seton Hall 48, Arkansas 38, Marquette 25, Xavier 18, Wisconsin 17, Houston 8, Creighton 6, Washington 6, Virginia Commonwealth 5, Saint Mary's 3, Northern Iowa 2, Liberty 2, Purdue 1, Stephen F. Austin 1, BYU 1

USA TODAY COACHES POLL (JAN. 6)

No	Team (1st)	Record	Points	Prev.
1	Gonzaga (27)	16-1	788	1
2	Duke (4)	13-1	764	2
3	Kansas (1)	11-2	739	3
4	Baylor	11-1	670	4
5	Auburn	13-0	626	7
6	Butler	14-1	598	10
7	San Diego State	15-0	552	12
8	Michigan State	12-3	518	16
9	Oregon	12-3	506	6
10	Florida State	13-2	456	20
11	Louisville	11-3	436	8
12	Ohio State	11-3	435	5
13	Kentucky	10-3	425	14
14	Maryland	12-2	407	15
15	Dayton	13-2	370	18
16	Villanova	10-3	317	9
17	West Virginia	11-2	276	17
18	Virginia	11-2	271	19
19	Michigan	10-4	231	13
20	Penn State	12-2	205	21
21	Texas Tech	10-3	179	22
22	Memphis	12-2	145	11
23	Wichita State	13-1	127	23
24	Arizona	11-3	115	24
25	Seton Hall	10-4	53	NR

Others receiving votes: Colorado 46; Iowa 43; Marquette 22; Xavier 20; Arkansas 16; Houston 15; Creighton 8; Washington 6; Wisconsin 5; Florida 5; Purdue 2; Louisiana State 2; Georgia 1.

BIG TEN STANDINGS/SCHEDULE (AS OF JAN. 6)

Team	B1G	Pct.	Overall	Pct.
Michigan State	4-0	1.000	12-3	.800
Maryland	2-1	.667	12-2	.857
Penn State	2-1	.667	12-2	.857
Rutgers	2-1	.667	11-3	.786
Wisconsin	2-1	.667	9-5	.643
Illinois	2-2	.500	10-5	.667
Purdue	2-2	.500	9-6	.600
Minnesota	2-2	.500	8-6	.571
Indiana	1-2	.333	11-3	.786
Ohio State	1-2	.333	11-3	.786
Iowa	1-2	.333	10-4	.714
Michigan	1-2	.333	10-4	.714
Nebraska	1-2	.333	6-8	.429
Northwestern	0-3	.000	5-8	.385

SCHEDULE

Jan.				
2	*Purdue 83, Minnesota 78 *Michigan State 76, Illinois 56			
3	*Wisconsin 61, Ohio State 57 *Rutgers 79, Nebraska 62			
4	*Maryland 75, Indiana 59 *Penn State 89, Iowa 86			
5	*Michigan State 87, Michigan 69 *Minnesota 77, Northwestern 68 *Illinois 63, Purdue 37			
7	*Ohio State at Maryland *Penn State at Rutgers *Iowa at Nebraska	6 p.m. 6 p.m. 7 p.m.	ESPN BTN BTN	
8	*Northwestern at Indiana *Illinois at Wisconsin	6 p.m. 8 p.m.	BTN BTN	
9	*Purdue at Michigan *Minnesota at Michigan State	6 p.m. 8 p.m.	FS1 ESPN/2	
10	*Maryland at Iowa	7 p.m.	FS1	
11	*Ohio State at Indiana *Rutgers at Illinois *Wisconsin at Penn State *Nebraska at Northwestern	11 a.m. 11 a.m. 1:15 p.m. 3:30 p.m.	FOX BTN BTN BTN	
12	*Michigan State at Purdue *Michigan at Minnesota	11 a.m. Noon	CBS BTN	
14	*Nebraska at Ohio State *Iowa at Northwestern *Maryland at Wisconsin	5:30 p.m. 7 p.m. 8 p.m.	FS1 BTN ESPN/ESPN2	
15	*Indiana at Rutgers *Penn State at Minnesota	6 p.m. 8 p.m.	BTN BTN	
17	*Wisconsin at Michigan State *Michigan at Iowa	6 p.m. 8 p.m.	FS1 FS1	
18	*Ohio State at Penn State *Purdue at Maryland *Northwestern at Illinois *Indiana at Nebraska	11 a.m. 1 p.m. 4 p.m. 6 p.m.	ESPN/2/U ESPN/ESPN2 BTN BTN	
19	*Minnesota at Rutgers	Noon	BTN	
21	*Maryland at Northwestern *Illinois at Purdue *Nebraska at Wisconsin	6 p.m. 6 p.m. 8 p.m.	FS1 ESPN/2/U BTN	

*-Conference game

IOWA PROBABLE STARTERS (based on last game)

No.	Name	Pos.	Yr.	Ht.	Wt.	G/GS	PPG	RPG	Other
1	Joe Toussaint	G	Fr.	6-0	185	14/3	7.0	1.7	2.6 apg
5	CJ Fredrick	G	RFr.	6-3	195	13/13	10.3	1.7	.500 3Pt Pct.
30	Connor McCaffery	G	So.	6-5	205	14/14	7.1	4.1	3.7 apg
10	Joe Wieskamp	G	So.	6-6	210	14/14	13.5	5.8	1.8 apg
55	Luka Garza	C	Jr.	6-11	260	14/14	22.5	10.1	1.6 bpg

SCOUTING IOWA

Iowa is 10-4 on the year following an 89-86 loss to No. 21 Penn State in Philadelphia Saturday afternoon. The Hawkeyes were led by junior Luka Garza's 34-point effort while Joe Wieskamp added 23 points, including 5-of-10 from 3-point range in the loss which featured 24 lead changes before Penn State pulled ahead late.

On the year, the Hawkeyes have been steady since an early-season loss to DePaul, as Iowa's only losses since Nov. 11 have been against unbeaten San Diego State, at Michigan and at Penn State. Iowa has neutral-site wins over Texas Tech and Cincinnati as well as wins at Iowa State and Syracuse. Tuesday's game ends a stretch where Iowa has played just one home game since Dec. 9.

Iowa is an explosive offensive team, as the Hawkeyes averaged 81.1 points to rank among the Big Ten leaders. Iowa is among the Big Ten leaders in 3-point percentage (.367), 3-pointers per game (8.4) and assists per game (17.9) despite battling injuries during the first two months of the year.

Garza is one of the Big Ten's premier players, leading the conference in scoring at 22.5 points per game while grabbing 10.1 rebounds per game to rank second in the Big Ten. Sophomore Joe Wieskamp (13.5 ppg) and redshirt freshman CJ Frederick (10.3 ppg) also average double figures and both shoot over 40 percent from 3-point range.

SERIES HISTORY

The Hawkeyes lead the all-time series, 20-12 in a series that dates back to 1907. It is NU's third-oldest series against a Big Ten foe, as only NU's series with Minnesota and Wisconsin have been around longer. The teams had not met since 1976 before NU joined the Big Ten in 2011-12. Nebraska is 5-8

against the Hawkeyes since joining the Big Ten and the home team has won the last six meetings dating back to 2016. NU is 10-5 in Lincoln against the Hawkeyes, including 3-1 in Pinnacle Bank Arena.

Last Meeting: Nebraska erased a 16-point second-half deficit and scored 16 points in the final 47 seconds of regulation to force overtime in an eventual 93-91 victory over Iowa in the regular-season finale. Nebraska trailed 74-65 with 50 seconds remaining, but James Palmer Jr. and Glynn Watson Jr. hit four 3-pointers over the next 38 seconds to pull within 80-79 with 23 seconds left. After Iowa connected on 1-of-2 free throws, Palmer tied the game with a driving layup with 12 seconds remaining. In overtime, Amir Harris' layup with 10 seconds left gave NU the lead before Thorir Thorbjarnarson blocked Ryan Bohannon's potential game-winning 3-pointer as time expired.

LAST TIME OUT

Haanif Cheatham had 16 points, but Nebraska fell to Rutgers, 79-62 Friday night.

Caleb McConnell led the way for the Scarlet Knights with 20 points, which included a perfect 8-for-8 from the floor. Myles Johnson added 18 points and 14 rebounds, while Ron Harper Jr. chipped in 11 points and 10 rebounds.

The big story was inside, as Rutgers outscored Nebraska 52-24 inside the paint and outrebounded the Huskers 48-31. Rutgers also had 12 second-chance points, while Nebraska had zero.

An 18-1 first-half scoring run gave the Scarlet Knights a 41-28 lead heading into the break, as the Scarlet Knights scored the last seven points of the half to break open a close contest.

Rutgers would increase that lead to 22 midway through the second half, as Nebraska would miss six out of its first seven shots. Nebraska was able to cut that lead to 15 but would get no closer.

NEBRASKA-IOWA AT A GLANCE

- All-time: Iowa leads, 20-12
- In Lincoln: Nebraska leads, 10-5
At Pinnacle Bank Arena: Nebraska leads, 3-1
- In Iowa City: Iowa leads, 16-2
At Carver-Hawkeye Arena: Iowa leads, 6-1
- In Big Ten Conference games: Iowa leads, 8-5
- In Big Ten Tournament games: 0-0

Husker-Hawkeye Superlatives

- Most consecutive wins (year ended): Nebraska 2 (1941-42, 1956-70); Iowa 5 (2013-16)
- Most points scored: Nebraska, 98, at Lincoln, Neb., Jan. 27, 2018; Iowa, 91, at Lincoln, Neb., March 10, 2019
- Highest combined score: 184, Nebraska, 93, Iowa, 91, at Lincoln, Neb., March 10, 2019
- Biggest winning margin: Nebraska, 24, at Lincoln, Neb., Dec. 3, 1956; Iowa, 28, at Lincoln, Neb., Feb. 22, 2015

Big Ten era

Date	Site	Rankings	Result	Neb.	IU
1-26-12	A	-/-	W	79	73
2-29-12	H	-/-	L	53	62
2-23-13	H	-/-	W	64	60
3-9-13	A	-/-	L	60	74
12-31-13	A	-/22	L	57	67
1-5-15	A	-/-	L	59	70
2-22-15	H	-/-	L	46	74
1-5-16	A	-/19	L	66	77
1-5-17	H	-/-	W (2OT)	93	90
2-5-17	A	-/-	L	70	81
1-27-18	H	-/-	W	98	84
1-6-19	A	24/25	L	84	93
3-9-19	H	-/-	W (OT)	93	91

WORTH NOTING

- Haanif Cheatham finished with a team-high 16 points. It was his ninth double-digit effort in the last 10 games.
- Cam Mack finished in double-figures with 11 points, along with six assists. Mack has at least five assists in 10 games this season.
- Thorir Thorbjarnarson set a career high with five assists. He had four against Butler in the first round of the 2018 NIT.
- Nebraska's seven turnovers were a season low.
- Rutgers picked up its first win five tries in Lincoln.

STORYLINES

- Tuesday's game features two of the highest tempo teams in the Big Ten, as Nebraska ranks 11th nationally and leads the Big Ten while Iowa is fourth in the Big Ten and in the top 50 nationally in average offensive possession.
- Nebraska Head Coach Fred Hoiberg and Iowa Coach Fran McCaffery squared off five times when Hoiberg coached at Iowa State. ISU went 4-1 against Iowa in that stretch, including a pair of games decided by three points.
- Two of the past three contests in Lincoln between the Huskers and Hawkeyes have gone into overtime, including last year's 93-91 Husker victory.
- Nebraska is in a stretch where it will play 15 of its final 18 regular-season games against teams currently ranked in the top 50 of the NET. In all, 12 of the 14 Big Ten teams are ranked in the top 50 of the NET as of Jan. 6.
- With three players averaging double figures, Nebraska has relied on its balance. In its first 14 games, NU has put at least four players in double figures 10 times. The Huskers put five players in double figures against Washington State on Nov. 25 and at Creighton on Dec. 7.
- Nebraska enters Tuesday's game tied for first in the Big Ten in turnover margin at +3.1 per game. The Huskers have forced an average of 14.7 turnovers per game to rank fourth in the Big Ten while averaging 11.6 turnovers per game to rank third in that category. During his tenure at Iowa State, Hoiberg's teams ranked in the top three in the Big 12 in fewest turnovers per game in four of his five seasons at the school.
- It is not surprising that Nebraska has relied on its 3-point shooting, as Hoiberg's Iowa State teams led the Big 12 in 3-pointers in four of his five seasons at the school. The Huskers are on pace to average 8.4 3-pointers per game, a total which would rank second in school history and be the most since the 2001-02 campaign.

Most 3-Pointers/Game in School History

No.	School	Games	3-Pointers/Game
1.	2001-02	28	9.54
-	2019-20	14	8.40
2.	2006-07	31	7.87
3.	2018-19	36	7.50

- One of the biggest points of emphasis for Hoiberg and his staff has been to shoot better from 3-point range, and that work has paid off. Over the last 11 games dating back to Nov. 22, NU is shooting 36 percent from 3-point range and averaging 9.0 3-pointers per game after shooting just 23 percent in the first three games of the season.

Huskers' 3-Point Improvement

Category	Before Nov. 22	Since Nov. 22
Games	3	11
3 Pt. Pct.	.231	.360
3-Pointers/Gm	6.0	9.0
Att./Gm	26.0	25.0

- Sophomore Cam Mack has made an impact early in his Husker career. He is 13th nationally with 6.5 assists per game, which is on pace to be the most since the 1985-86 season, but also ranks 51st nationally in assist to turnover ratio. His 2.28-to-1 ratio is on pace to be the best by a Husker guard in more than a decade.

Best Assist/Turnover Ratios (Since 1979)

No.	Ratio	Player	Asst.-TO's	Year
1	3.05	Brian Carr	201-66	1985-86
2	2.73	Jamar Johnson	123-45	1993-94
3	2.58	Brian Carr	237-92	1984-85
4	2.54	Jack Moore	109-43	1981-82
5	2.52	Charles Richardson Jr.	179-71	2006-07
-	2.28	Cam Mack	91-40	2018-19

minimum 3.0 assists/gm

- Yvan Ouedraogo's 14 rebounds vs. Texas A&M-Corpus Christi on Dec. 29 were the most by a Husker freshman since 2004 (15, Aleks Maric vs. UAB) and tied for the third-highest total in the last 20 years. Ouedraogo is the third Husker to have a double-double this season.

- Cam Mack's triple-double against Purdue on Dec. 15 was the first by a Husker in school history and the only one by a Big Ten player this season. As of Jan. 6, only 15 players have had a triple-double this season.

- Cam Mack is the only Husker in the last 30 years to have multiple points-assist double-doubles in the same season as he had one against Southern Utah on Nov. 9 and at Indiana on Dec. 13 in addition to his triple double against Purdue. In fact, it is only the seventh time in the last 30 years that a Husker has had a points-assists double-double. His consecutive points-assists double-double was the first since Brian Carr in December of 1985 (vs. UC-Irvine and Creighton).

Husker Points/Assists Double-Doubles (Last 30 years)

No.	Pts.	Asst.	Opponent
Cam Mack	11	12	vs. Purdue, 12/13/19
Cam Mack	15	10	at Indiana, 12/13/19
Cam Mack	13	11	vs. Southern Utah, 11/11/19
Glynn Watson Jr.	10	10	vs. Cal State Fullerton, 12/20/18
Lance Jeter	10	10	vs. Kansas, 2/5/11
Lance Jeter	12	12	at Kansas State, 2/7/10
Sek Henry	11	11	at TCU, 11/21/09
Tom Wald	11	11	vs. Appalachian State, 12/31/94

LEARFIELD IMG COLLEGE HUSKER SPORTS NETWORK

Kent Pavelka

- Is in his 33rd season of calling Husker basketball
- Called NU basketball for two stretches from 1974-1996 before returning to play-by-play duties in 2006-07
- Called his 1,000th Husker basketball game in 2018-19
- Six-time Nebraska Sportcaster of the Year who was inducted into the Nebraska Broadcasters Hall of Fame in 2019

Jake Muhleisen

- Is in his second season as full-time color analyst after filling in part time for several seasons
- Four-year starter at Nebraska from 2002-05
- Three-year team captain during his career

Ben McLaughlin

- Co-hosts Sports Nightly and works on the HSN football and baseball broadcasts

2019-20 Network Affiliates

City	Station	Location
Ainsworth	KBRB	1400 AM
Alliance	KCOW	1400 AM
Beatrice	KWBE	1450 AM
Broken Bow	KBBN	95.3 FM
Chadron	KCSR	610 AM
Columbus	KJSK	900 AM
Fairbury	KGMT	1310 AM
Falls City	KTNC	1230 AM
Fremont	KFMT	105.5 FM
Grand Island	KRGI	1430 AM
Hastings	KHAS	1230 AM
Holdrege	KUVR	1380 AM
Kearney	KGFV	1340 AM
Lexington	KRVN	880 AM
Lincoln	KLIN	1400 AM
McCook	KSWN	93.9 AM
Nebraska City	KNCY	1600 AM
Nebraska City	KBIE	103.1 FM
Norfolk	KNEN	94.7 FM
North Platte	KODY	1240 AM
North Platte	KXNP	106.1 FM
O'Neill	KRBX	102.9 FM
Omaha	KXSP	590 AM
Scottsbluff	KNEB	960 AM
Sidney	KSID	1340 AM
Superior	KRFS	1600 AM
Superior	KRFS	103.9 FM
Valentine	KVSH	940 AM

Nationwide

- Huskers.com and Huskers App
- TuneIn.com/Huskers and TuneIn App
- SiriusXM Satellite Radio

QUICK FACTS

University of Nebraska Information

Location Lincoln, Neb.
 Founded 1869
 Enrollment 25,332
 Nickname Cornhuskers, Huskers
 Colors Scarlet & Cream
 Affiliation NCAA Division I
 Conference Big Ten Conference
 Home Arena Pinnacle Bank Arena
 Capacity/Year Opened 15,000/2013
 Chancellor Ronnie Green
 Faculty Rep. Josephine Potuto, J.D.
 Athletics Director Bill Moos
 Deputy A.D./Chief of Staff John Johnson
 Athletic Dept. Phone (402) 472-4224
 Assistant A.D./Ticketing Holly Adam
 Ticket Office Phone (402) 472-3111 or 1-800-8BIGRED
 Website Huskers.com

Basketball History

First year of basketball 1896-97
 Regular-season conference titles (last) 7 (1950)
 Postseason conference titles (last) 1 (1994)
 All-time postseason appearances 26
 All-time postseason record 24-25
 NCAA Appearances (last) 7 (2014)
 NIT Appearances (last) 19 (2019)

Basketball Staff

Head Coach Fred Hoiberg
 Alma Mater (Year) Iowa State (1995)
 Record at Nebraska 6-8 (1st season)
 Overall NCAA Coaching Record 121-64 (6th season)
 Assistant Coaches Matt Abdelmassih (1st season)
 Armon Gates (2nd season)
 Doc Sadler (1st season as asst./7th season overall)
 Special Assistant to the Head Coach Bobby Lutz (1st season)
 Strength Coach Tim Wilson
 Graduate Managers Vince Fritz and Jon Harris Jr.
 Director of Operations Luca Virgilio
 Asst. Director of Operations Sheryl Burbach
 Video Coordinator Matt Holt
 Director of Player Development Buzzy Caruthers
 Assistant Athletic Trainer R.J. Pietig
 Equipment Manager Pat Norris

2019-20 Team Information

2018-19 Record 19-17 (13-5 H, 2-10 A, 4-2 N)
 Big Ten Record (Finish) 6-14 (13th)
 Big Ten Championship 2-1, def. Rutgers, 68-61
 def. Maryland, 69-61; lost to Wisconsin, 62-66
 Postseason NIT 1-1; def. Butler, 80-76; lost at TCU, 72-88
 Starters Returning/Lost 0/5
 Lettermen Returning/Lost 1/11
 Scholarship Newcomers 11

Communications Contact

Sr. Assoc. Director/MBB Contact Shamus McKnight
 Office Phone (402) 472-777
 Cell Phone (402) 540-0268
 E-Mail smcknight@huskers.com
 Press Row Phone (402) 904-5925
 Communications Mailing Address
 One Memorial Stadium, P.O. Box 880123,
 800 Stadium Drive, Lincoln, NE 68588-0123

• The Huskers have already played three overtime games in 2019-20, posting a 1-2 record. NU's single-season record is four, set five times, most recently in 2007-08. As of Jan. 6, Nebraska has played in three of the Big Ten's eight overtime games, while the Huskers' three overtime games is third nationally and leads all power conference teams.

• Nebraska has 12 double-figure scoring runs this season, including a pair of double-figure runs against Texas A&M-Corpus Christi.

• Nebraska's 14 first-year players on the roster matches TCU for the most in the nation in research done by the Utah SID John Vu. Only four teams (TCU-14, Nebraska-14, East Carolina-13 and Utah-12) have at least 12 newcomers on their 2019-20 rosters. Nebraska returns a national-low 1.9 percent of its scoring from last season and the 50 returning points is the lowest by any power conference team since 2009 according to noted statistician Ken Pomeroy.

Fewest Returning PPG from 2018-19

No.	School	Returning PPG	Pct. of Scoring
1	Nebraska	2.0 PPG	1.9%
2.	Tulane	10.8 PPG	12.2%
3.	South Dakota St.	15.8 PPG	16.9%
4.	Virginia Tech	13.3 PPG	18.1%
5.	Washington	13.9 PPG	19.8%

Courtesy: Virginia Tech SID office

• Iowa senior guard Bakari Evelyn returns to Lincoln after beginning his collegiate career at Nebraska. Evelyn played in 18 games in 2015-16, averaging 1.3 points and 0.5 rebounds per game.

• Dachon Burke Jr. enters the Iowa game with 983 career points, including his two seasons at Robert Morris. He needs 17 points to become the third Husker to reach the 1,000-point mark this season, joining Matej Kavas (Nov. 22) and Haanif Cheatham (Dec. 29).

SETTING A FAST PACE

Not only are the Huskers adjusting to a whole new roster, but playing at a significantly faster pace than in previous years. The Huskers are 11th nationally in offensive tempo, as their average possession is 15.1 seconds per possession as of Jan. 6.

• In his five seasons as a college coach, Hoiberg's teams have ranked in the top 20 in offensive tempo four times, including top-10 rankings in both 2014 and 2015.

• Hoiberg's first Iowa State team in 2010-11 jumped from 67th to 20th nationally in offensive pace and ranked in the top 40 nationally in adjusted tempo in four of his five seasons in Ames, including top-15 nationally in his last two campaigns.

• In the KenPom era (1997-present), only one Husker team has ranked among the top 100 nationally in adjusted tempo - the 1999-2000 Huskers under Danny Nee. The Huskers' quickest offensive tempo in the last decade was in 2017-18 when the Huskers were 140th in offensive tempo.

JUCO STANDOUTS MACK AND GREEN STEP INTO LINEUP

Two of the cornerstones of the Huskers' recruiting class were junior college transfers Cam Mack and Jervay Green. Mack (third) and Green (eighth) were both ranked in the top 10 nationally by JUCORECRUITING.COM in the 2019 recruiting class and have played a crucial role for the Huskers early in 2019-20.

Mack, who was listed as the top JC point guard recruit in the country, enters the Iowa contest averaging 12.6 points per game while leading the Huskers in assists (6.5), steals (1.5) and assist-to-turnover ratio (2.3-to-1).

• He ranks 13th nationally in assists per game and is the highest Division I newcomer in the NCAA rankings. In fact, only two newcomers nationally average over 6.0 assists per game.

• Mack is the only player in the Big Ten ranked in the top five in both assists (third) and steals (third). Only four Big Ten players - Mack, Geo Baker (Rutgers), CJ Walker (Ohio State) and Anthony Cowan (Maryland) - rank in the top-10 in both categories as of Jan. 6.

• His 6.5 assists per game is on pace to rank third in school history, trailing only Brian Carr, who averaged 7.9 assists per game in 1984-85 and 6.7 assists per game in 1985-86.

• He recorded the first triple-double in program history against Purdue on Dec. 15 with 11 points, 10 rebounds and 12 assists, setting season bests in both rebounds and assists in NU's 70-54 win.

• Mack is one of only eight players nationally - and two in the Big Ten - to have at least three points-assists double-doubles this season. He also had 13 points and 11 assists against Southern Utah on Nov. 9 and 15 points and 10 assists at Indiana on Dec. 13.

• He's reached double figures 12 times, including a season-high 24-point performance against South Dakota State on Nov. 15.

MOST OT GAMES IN 2019-20

No.	School	OT Games
1	UNLV	4
	Yale	4
	Central Arkansas	4
4.	Nebraska	3
	Fairfield	3
	Cincinnati	3
	Fresno State	3
	Evansville	3

as of Jan. 6

PACE UNDER HOIBERG

Year	Avg. Poss. Length	NCAA Rank
2010-11	15.9	20th
2011-12	16.9	62nd
2012-13	15.8	12th
2013-14	15.2	8th
2014-15	14.6	2nd
2019-20	15.1	11th

as of Jan. 6

ASSISTS PER GAME

No.	Name	APG
1.	Brian Carr (1985)	7.90
2.	Brian Carr (1986)	6.70
-	Cam Mack (2020)	6.50
3.	Charles Richardson Jr. (2007)	5.77
4.	Brian Carr (1987)	5.03

GAMES WITH 10 ASSISTS

No.	Name	School	10+
1.	Zavier Simpson	Michigan	5
2.	Cameron Parker	Sacred Heart	4
	Jason Preston	Ohio	4
	Josh Sharkey	Samford	4
	Javon Levi	UT-RGV	4
	Charlie Moore	Depaul	4
7.	Cam Mack	Nebraska	3
	Kyle Lofton	St. Bonaventure	3
	Nico Mannion	Arizona	3
	Markell Johnson	NC State	3
	Lamonte Turner	Tennessee	3
	Colbey Ross	Pepperdine	3

• Last season at Salt Lake CC, Mack averaged 19.1 points, 7.6 assists and 5.9 rebounds per game, ranking fifth nationally in assists per game. He totaled nine double-doubles and three triple-doubles as a freshman and dished out 10-or-more assists nine times.

Green, who was rated as the No. 2 combo guard nationally after a stint at Western Nebraska CC, has been a jack-of-all-trades for the Big Red, averaging 9.2 points along with 4.5 rebounds and 2.5 assists per game. He ranks in the top four on the squad in rebounding, assists, steals (1.2 spg) and blocks (0.4 bpg). Green has come off the bench the last three games after missing two games for a violation of team rules.

• He has been in double figures five times, including a season-high 22 points in an overtime win over Southern on Nov. 22. His two 3-pointers helped key a 10-0 spurt in overtime to seal the win.

• Green nearly posted a double-double against Washington State on Nov. 25 with 16 points and eight rebounds in 27 minutes.

• He nearly had a double-double against Southern Utah on Nov. 9 with 18 points and a team-high eight rebounds, as he sent the game into overtime with a 3-pointer at the buzzer.

• Green garnered NJCAA All-America honors at WNCC in 2019, averaging 23.6 points, 5.7 rebounds and 5.3 assists per game. He was eighth nationally in scoring and had six 30-point games, including a school-record 51-point outburst.

CHEATHAM MAKES IMPACT ON BOTH ENDS

Fifth-year senior Haanif Cheatham has been one of the leaders for a young Husker team. The guard from Fort Lauderdale, Fla., is NU's most experienced player, as he played in 80 games between Marquette and Florida Gulf Coast before coming to Nebraska for his final year.

After a slow start, Cheatham has been on a roll over the last six weeks. Over Nebraska's last 10 games, he's averaging 15.9 points and 4.3 rebounds per game, while typically guarding the opponent's top scoring threat.

• Cheatham has reached double figures in nine of the Huskers' last 10 games, including a 21-point, six-rebound performance at Indiana on Dec. 13. He had six straight double-figure efforts from Nov. 25-Dec. 13, the second-longest streak of his collegiate career.

• He hit over 1,000 career points with a 17-point performance against Texas A&M-Corpus Christi on Dec. 29.

• Cheatham posted his first career double-double with 14 points and a career-high 11 rebounds at Georgia Tech on Dec. 4.

• He was in double figures all three games of the Cayman Islands Classic, averaging 19.0 ppg including a career-best 26-point effort against South Florida to garner all-tournament honors.

A former top-100 recruit out of high school, he was named Marquette's top defensive performer in each of his two full seasons at Marquette.

BURKE SHOWS SCORING TOUCH

The other returnee from the 2018-19 season, Dachon Burke Jr. waited in the wings after transferring from Robert Morris. A 6-foot-4 guard, Burke has quickly shown the skills to flourish in Fred Hoiberg's attack, averaging 12.1 points, 4.1 rebounds per game and 1.5 steals per game.

Burke has reached double figures eight times, including a 25-point effort against Indiana on Dec. 13 and a 21-point performance against South Florida on Nov. 27. Burke led the Huskers in blocked shots (12) and steals (21) and is second in 3-pointers (19).

Two years ago, Burke was one of the best players in the Northeast Conference, averaging 17.6 points per game while adding 5.8 rebounds and a conference-best 2.1 steals per contest.

OUEDRAOGO ADDS NAME TO SHORT LIST OF TRUE FROSH

Freshman Yvan Ouedraogo became the first true freshman to start a season opener at Nebraska since 2013 and has been a mainstay of the Husker lineup.

• He is one of the youngest players in the country, as he won't turn 18 until after the 2020 Big Ten Tournament.

• Ouedraogo has started all 14 games for the Huskers, averaging 6.0 points and a team-high 6.2 rebounds per game in just under 21 minutes per game.

• He is on track to be the third freshman to lead NU in rebounding in a season, joining Aleks Maric (2005-06) and John Turek (2001-02).

• Ouedraogo has played some of his best basketball recently, averaging 7.8 points and 8.4 rebounds per game over the Huskers' last five contests dating back to Dec. 13.

• He picked up his first career double-double against Texas A&M-Corpus Christi on Dec. 29 with 11 points and 14 rebounds. His double-double was the first by a Husker freshman since Shavon Shields in 2013 and Ouedraogo became just the 10th NU freshman to record a double-double.

• His 10 rebounds against Indiana marked the second-highest rebounding total for a Husker freshman in his first conference game, trailing only Dave Hoppen in 1983.

• He enjoyed his offensive effort of the season with 11 points, including six in overtime, and four rebounds against Southern on Nov. 22. He snared a team-high 12 rebounds against South Dakota State on Nov. 15.

• He is just the 11th true freshman and 13th freshman overall to start a season opener in the last 25 years at Nebraska,

CHEATHAM TRACKER

Category	1st 4 Games	Since
PPG	6.8	15.9
RPG	5.0	4.2
FG Pct.	.500	.528
3-Pt. Pct.	.000	.393
FT Pct.	.385	.766

FRESHMEN STARTERS IN OPENER

Freshman	Pos.	Year
Yvan Ouedraogo	F	2019-20
Tai Webster	G	2013-14
Benny Parker	G	2012-13
Jorge Brian Diaz*	C	2009-10
Brandon Ubel	F	2009-10
Cookie Miller	G	2007-08
Sek Henry	G	2006-07
Ryan Anderson	G	2006-07
Marcus Walker	G	2005-06
Jake Muhleisen	G	2001-02
Brian Conklin*	F	2000-01
Cookie Belcher	G	1996-97
Tyronn Lue	G	1995-96

*-redshirt freshman

TOP-10 PINNACLE BANK ARENA CROWDS

No.	Attend.	Opponent	Date
1.	15,998	Wisconsin	March 9, 2014
2.	15,991	Penn State	Feb. 25, 2018
3.	15,987	Tennessee-Martin	Nov. 28, 2014
4.	15,978	Northwestern	March 1, 2014
5.	15,952	Iowa	Jan. 27, 2018
6.	15,950	Creighton	Dec. 8, 2018
7.	15,949	Arkansas State	Dec. 14, 2013
8.	15,946	South Dakota State	Nov. 15, 2019
9.	15,945	Minnesota	Jan. 26, 2014
10.	15,933	Iowa	Feb. 22, 2015

RECORD AT PINNACLE BANK ARENA

Season	Wins	Losses	Pct.
2013-14	15	1	.938
2014-15	10	6	.625
2015-16	10	8	.556
2016-17	8	8	.500
2017-18	16	1	.941
2018-19	13	5	.722
2019-20	4	4	.500
Totals	76	33	.697

ROBY EARNS SECOND-ROUND SELECTION

Isaiah Roby ended Nebraska's NBA Draft drought, as he was selected in the second round by the Detroit Pistons (No. 45 overall) before his rights were traded to Dallas. It was the highest a Husker basketball player had been picked since Tyronn Lue went with the No. 23 pick in the 1998 NBA Draft.

HUSKERS IN THE PROS

NBA or NBA G League

Player (Years at NU)	Current Team	League
Isaiah Roby (2017-19)	Dallas Mavericks	NBA/G League
Andrew White III (2015-16)	Westchester Knicks	G League
Evan Taylor (2017-18)	Agua Caliente Clippers	G League
James Palmer Jr. (2018-19)	Agua Caliente Clippers	G League
Isaac Copeland Jr. (2018-19)	Texas Legends	G League

Overseas

Player (Years at NU)	Current Team	Country
Jason Dourisseau (2003-06)	Donar Groningen	Holland
Kris Douse (2007)	BC Mess	Luxembourg
Sek Henry (2007-10)	New Zealand Breakers	Australia
Ryan Anderson (2007-10)	Niagara River Lions	Canada
Christian Stanhardinger (2010-11)	San Migueul	Phillippines
Toney McCray (2009-12)	Club Doha	Qatar
Caleb Walker (2011-12)	Fos Provence	France
Jorge Brian Diaz (2010-12)	Quebradillas	Puerto Rico
Bo Spencer (2012)	Abejas	Mexico
Ray Gallegos (2010-14)	Laguneros	Mexico
Terran Petteway (2014-15)	Pistoria	Italy
Tarin Smith (2015)	Orzi Basket	Italy
Shavon Shields (2013-16)	Baskonia	Spain
Tai Webster (2014-17)	Galatasaray	Turkey
Jack McVeigh (2016-18)	Adelaide	Australia
Duby Okeke (2018)	Hestia Menorca	Spain
Anton Gill (2017-18)	Raales	Dominican Republic
Glynn Watson Jr. (2016-19)	Lavrio	Greece

Big Ten Team Rankings (Jan. 6)

Category	Overall (Rk.)	B1G (Rk.)
Scoring Offense	73.6 (11)	74.0 (6)
Scoring Defense	75.2 (14)	77.0 (10)
Scoring Margin	-1.6 (14)	-3.0 (9)
Free Throw Pct.	.595 (14)	.688 (10)
Field Goal Pct.	.421 (13)	.397 (11)
Field Goal Pct. Def.	.424 (14)	.429 (4)
3-Point Pct.	.331 (8)	.333 (5)
3-Point Pct. Def	.293 (4)	.213 (1)
Rebounding Margin	-10.6 (14)	-14.7 (13)
Blocked Shots	2.9 (14)	1.3 (14)
Assists	14.4 (11)	18.7 (1)
Steals	6.6 (5)	6.0 (2)
Turnover Margin	+3.1 (1)	+3.3 (2)
3-Pointers/Gm	8.4 (4)	10.3 (1)

Big Ten Individual Leaders (Jan. 6)

Category	Name	Overall (Rk.)	B1G (Rk.)
Scoring	Cheatham	13.3 (19)	15.3 (15)
	Burke	12.1 (23)	16.0 (11)
	Mack	12.6 (22)	12.0 (23)
	Thorbjarnarson	-	11.7 (27)
Rebounding	Ouedraogo	6.2 (18)	6.3 (18)
Assists	Mack	6.5 (3)	9.3 (1)
3-Pt. Pct.	Thorbjarnarson	.459 (5)	.462 (15)
	Mack	-	.471 (13)
3-Pt/Gm	Burke	-	2.7 (4)
	Thorbjarnarson	-	2.5 (8)
	Mack	-	2.7 (4)
	Green	-	2.0 (8)
Steals	Mack	1.5 (3)	1.3 (11)
	Burke	1.5 (3)	1.7 (5)
	Green	-	2.0 (2)
Asst./To Ratio	Mack	2.3 (6)	3.1 (6)
Minutes	Mack	34.6 (2)	37.7 (3)
	Cheatham	33.4 (3)	37.0 (4)

HUSKERS TO PARTICIPATE IN 2020 MYRTLE BEACH INVITATIONAL

A potential old conference matchup could be on the horizon, as ESPN announced the field for the 2020 Myrtle Beach Invitational on Nov. 21.

The third-annual event is held in the HTC Center on the campus of Coastal Carolina and takes place Nov. 19, 20 and 22, 2020. The eight-team field for the event includes Charlotte (Conference USA), Dayton (Atlantic 10), Loyola (Missouri Valley), Missouri (Southeastern), Penn (Ivy), Pittsburgh (Atlantic Coast) and Utah State (Mountain West).

In all, four of the eight teams reached postseason play last season, including Utah State, Dayton and Loyola (Chicago) along with the Huskers.

The Huskers and Missouri have a long history that dates back to 1908. The teams have squared off 219 times over the years, but have not met since the Huskers joined the Big Ten in 2011. NU topped Dayton in the 2016 Wooden Legacy, while a potential matchup with Penn could be the first since the Quakers upset the Huskers in the 1994 NCAA Tournament.

NU has played Pitt just four times, but not since 2000, while the Huskers and Utah State have not played since 1978. Charlotte is the only team in the field the Huskers have not played.

joining a group which includes 1,000-point scorers Tai Webster, Ryan Anderson, Cookie Belcher and Tyrone Lue.

Ouedraogo played for the French U-18 squad at the 2019 European Championships in July, as France went 6-1 and finished fifth in the competition.

CROSS LIFTS BENCH PRODUCTION

Freshman Kevin Cross has been a key contributor for the Huskers. The 6-foot-8 freshman from Little Rock, Ark., has been the first Husker off the bench in all 14 games and is averaging 6.9 points and 4.3 rebounds per game.

- Cross is seventh among Big Ten freshmen in scoring and fourth in rebounding as of Jan. 6.
- He has improved his rebounding in recent weeks, averaging 5.8 rebounds per game over the Huskers' last five contests dating back to Dec. 13. He has grabbed five-or-more rebounds eight times this season.
- Cross has been in double figures four times off the bench, including a season-high 19 points against Southern Utah. He became the first freshman in 73 games to pace the Huskers in scoring, while his 19-point effort was the highest by a Husker rookie since Shavon Shields in 2013.
- He played a complete game in the win over Washington State, scoring 14 points, grabbing a season-high eight rebounds and blocking two shots in 27 minutes
- Cross played a big role in NU's comeback against Southern, scoring all eight of his points in the second half as the Huskers overcame an eight-point deficit.
- He was efficient against South Dakota State, finishing with 10 points on 4-of-5 shooting and two blocked shots.

KAVAS IS ONE OF NATION'S TOP SHOOTERS

Senior transfer Matej Kavas comes to Nebraska with a reputation as one of the nation's top 3-point shooters. The 6-foot-8 guard is a career 43 percent shooter from 3-point range, and shot 40 percent or better in all three of his seasons at Seattle. Kavas' .431 career percentage ranks 14th among active Division I players as of Jan. 5.

- To put Kavas' shooting in perspective, Nebraska's career mark for career 3-point percentage is .432 by Brian Conklin (2001-04) and only five players in school history have shot 40 percent in their Husker career with a minimum of 100 3-pointers.
- Kavas had his best performance of the year against North Dakota on Dec. 21, hitting 4-of-5 3-pointers. It was the 18th time in his career he had 4-or-more 3-pointers in a game.
- As a sophomore at Seattle, Kavas led the WAC in both 3-point percentage (.464) and 3-pointers per game (2.8).
- Kavas' 193 career 3-pointers would rank third on NU's career list while his 91 3-pointers as a sophomore would top NU's single-season mark (Cary Cochran, 89, 2001-02).

WHAT'S BACK FOR THE HUSKERS

Nebraska returns one letterwinner and one other player from last year's team that went 19-17 and reached the second round of the NIT. Junior guard Thorir Thorbjarnarson was the only player who has seen regular-season action for the Huskers entering the 2019-20 campaign. He averaged 2.0 points and 2.1 rebounds per game last year.

- According to research by noted basketball statistician Ken Pomeroy, the 50 returning points on Nebraska's 2019-20 roster is the lowest total for a power conference team since 2009, when Indiana returned just 28 points from the previous season.
- Since 2000, it is only the fourth time where the Huskers have returned less than 40 percent of the team's scoring output from the previous year (also 2012-13, 2009-10 and 2001-02). In that stretch, the lowest was 24 percent in 2012-13.
- The seven returning starts for the Huskers are the lowest in at least 20 years. The previous low in that stretch was 41 entering 2001-02.

What's Returning (Last Five Seasons)

Category	2019-20	2018-19	2017-18	2016-17	2015-16
Pct. of scoring	1.9	73.4	50.0	45.8	40.0
Pct. of rebounding	4.2	61.4	44.9	51.9	33.3
Pct. of assists	6.2	71.5	48.9	52.6	51.1
Pct. of blocked shots	3.3	67.2	47.4	64.3	15.6
Pct. of steals	5.4	68.0	61.1	51.6	52.6
Pct. of minutes	4.2	74.5	55.4	52.4	42.4

RETOOLING A ROSTER IN SIX WEEKS

Fred Hoiberg and his staff rebuilt the Nebraska roster following his introduction in early April. The Huskers signed a recruiting class that was in the top 50 nationally in just six weeks. The 14-member class included 11 scholarship players and three walk-ons and is a mixture of grad transfers, transfers, JUCOs and freshmen.

2019 Recruiting Class Highlights

- Ranked No. 41 nationally by 247Sports, the program's second-highest class ranking since joining the Big Ten.
- Featured two of the top-10 recruits nationally by JUCORecruiting.com, the highest two JC signees NU has signed this decade.
- Included five Division I transfers who have combined for more than 2,300 points, 1,000 rebounds and 350 assists at their previous schools.
- Had two Division I transfers (Dalano Banton and Haanif Cheatham) who were top-100 recruits in high school and two freshmen who were both top-150 recruits in 2019 by 247Sports (Kevin Cross and Ivan Ouedraogo).
- Contained two high school state players of the year (Akol Arop and Samari Curtis) and two others who were first-team all-state in 2019 (Cross and Charlie Easley). Curtis transferred at the end of the fall semester.
- Included players from seven states (Arkansas, Colorado, Florida, Missouri, Nebraska, Ohio and Texas) and three countries (Canada, France and Slovenia).

FROM COLLEGE TO THE NBA AND BACK AGAIN

Nebraska's Fred Hoiberg is in an exclusive club, as he is one of just 10 current Division I coaches to coach in Division I and in the NBA. He spent three-plus seasons with the Chicago Bulls, guiding the Bulls to the NBA Playoffs in 2016. Hoiberg's 270 regular-season NBA games are the most of the 10 former NBA coaches in the collegiate ranks. Hoiberg also brings five years of NBA front office experience, as he worked with the Minnesota Timberwolves from 2005 to 2010.

Coach, School	NBA Head Coach, Years
Fred Hoiberg, Nebraska	Chicago, 2015-18
Larry Krystkowiak, Utah	Milwaukee, 2007-08
Terry Porter, Portland	Milwaukee, 2003-05; Phoenix 2008-09
Lon Kruger, Oklahoma	Atlanta, 2000-03
Eric Musselman, Arkansas	Golden State, 2002-04; Sacramento, 2006-07
Mike Dunlap, Loyola Marymount	Charlotte, 2012-13
Darrell Walker, Ark. Little Rock	Toronto, 1996-98; Washington, 1999-2000
John Calipari, Kentucky	New Jersey, 1996-99
Leonard Hamilton, Miami	Washington, 2000-01
Lindsey Hunter, Miss. Valley State	Phoenix, 2013

HUSKER FAMILY TIES RUN DEEP FOR HOIBERG

While Fred Hoiberg grew up in Ames and played his high school (Ames High School) and college basketball (Iowa State) there, he was born in Lincoln and has numerous ties to the city and to the University of Nebraska.

- Fred's father (Eric) and mother (Karen) both earned their undergraduate degrees from Nebraska in 1966. In fact, Eric earned his undergraduate degree, Master's degree, and Ph.D. in sociology from the university. His 1973 dissertation was "Socio-economic status, residential location, and intrametropolitan mobility: a longitudinal analysis".
- His maternal grandfather was former Husker basketball coach Jerry Bush. Known as the "Big Bear of the Coliseum," Bush guided NU from 1955 to 1963, and directed two of the greatest upsets ever – a 43-41 victory over top-ranked Kansas and Wilt Chamberlain, and a 55-48 victory over No. 4 Kansas State and Olympian Bob Boozer during the 1957-58 campaign.
- His paternal grandfather (Otto) received his Master's Degree and Ph.D from Nebraska. He joined the faculty of the University of Nebraska in 1948, where he taught sociology and served as director of the community development program in the University of Nebraska Extension Division.

YOU CAN GO HOME AGAIN: PART 2

Assistant Coach Doc Sadler brings a unique perspective to the Husker basketball staff, as he returns to Lincoln after serving as the head coach at Southern Miss for the last five seasons. Sadler helped Southern Miss improve its win total in each of the last four seasons, including a 20-13 mark and Conference USA semifinal appearance in 2018-19. Sadler returns to a program that he served as head coach for six seasons, guiding the Huskers to 101 wins and three postseason appearances in his six-year tenure.

It is rare for a coach to return to a program as an assistant coach, as the only other known example is Marty Wilson, who was the interim head coach at Pepperdine in 1996 before returning to the school as an assistant coach in 2008.

FAMILIAR FACES FOR HOIBERG ON HUSKER STAFF

One strength of the Husker coaching staff is a familiarity with each other, as three staff members had worked with Hoiberg as assistant coaches during his previous stint at Iowa State from 2010 to 2015. Matt Abdelmassih also worked under Hoiberg in the front office with the Minnesota Timberwolves, while Bobby Lutz was an assistant coach with the Windy City Bulls in the G League while Hoiberg coached the Chicago Bulls.

Previous Experience with Fred Hoiberg

Staff Member	Coaching Experience with Hoiberg
Matt Abdelmassih, Assistant Coach	Iowa State (2010-15)
Doc Sadler, Assistant Coach	Iowa State (2013-14)
Bobby Lutz, Special Assistant to the Head Coach	Iowa State (2010-11)

PINNACLE BANK ARENA SOLD OUT FOR 2019-20 SEASON

Since moving into Pinnacle Bank Arena in 2013, the Huskers have ranked in the top 15 in attendance nationally in each of the past six seasons. The streak will likely continue into 2019-20, as all available season tickets were sold out in August.

- Last season, Nebraska averaged 15,341 fans per home game to rank 10th nationally in attendance, matching the highest rank in school history.
- Nebraska is one of nine schools in the country to average 15,000+ fans per contest in each of the last six seasons, joining Kentucky, Syracuse, Louisville, North Carolina, Wisconsin, Indiana, Kansas and Creighton.
- The Big Ten Conference has led NCAA Basketball in attendance for 43 straight years, dating back to the 1976-77 season. Last season, Big Ten schools drew more than a combined three million fans for the fifth straight year.

Filling Up Pinnacle Bank Arena

Season	Average	NCAA Rank
2013-14 (1st year of PBA)	15,419	13th
2014-15	15,569	10th
2015-16	15,430	11th
2016-17	15,427	11th
2017-18	15,494	11th
2018-19	15,341	10th
2019-20	15,513	11th

STEVENSON DENIED NCAA WAIVER

Nebraska Athletics announced Nov. 26 that men's basketball player Shamiel Stevenson was denied a waiver and will not be eligible to compete until the start of the 2020-21 season.

Stevenson, a junior guard/forward from Toronto, Canada, will have two full years of eligibility remaining. He joins fellow transfers Dalano Banton and Derrick Walker as being eligible for the start of the 2020-21 season.

Stevenson transferred to Nebraska in May of 2019 from Nevada after Head Coach Eric Musselman took the Arkansas head coaching position. Stevenson began his career at Pittsburgh, where he played as a freshman, as well as four games as a sophomore before transferring at the end of the 2018 fall semester. Stevenson averaged 8.0 points and 4.1 rebounds per game in 36 games at Pittsburgh, and did not play at Nevada.

CURTIS TRANSFERS AFTER FALL SEMESTER

Nebraska freshman guard Samari Curtis has decided to transfer from the men's basketball program, head coach Fred Hoiberg announced on Dec. 7.

Curtis, a 6-foot-4, 190-pound guard from Xenia, Ohio, appeared in NU's first eight games this year, averaging 1.8 points and 0.9 rebounds per game.

HUSKERS POST PERFECT ITALIAN TRIP

The Huskers got a head start on the 2019-20 season by traveling to Italy for 10 days last August. NU visited Rome, Florence and Como during the trip while also going 4-0 against teams from Italy and Lithuania.

2019 Italian Summer Tour Results

Date	Opponent	Result
Aug. 5	Stella Azzurra Academy	W, 87-56
Aug. 7	Silute BC (Lithuania)	W, 83-58
Aug. 8	Silute BC (Lithuania)	W, 73-70
Aug. 12	Italian Select	W, 84-62

TRANSFERS BRING MUCH-NEEDED EXPERIENCE

While Nebraska has only one player who has previously played at Nebraska (Thorir Thorbjarnarson), a good portion of the roster has Division I experience. The Huskers feature six transfers who have combined for more than 3,000 points at the Division I level. Dachon Burke Jr. is the only returnee in the group after he began his collegiate career at Robert Morris before sitting out the 2018-19 season at Nebraska.

Experienced Additions (Entering 2019-20)

Player	Last School	Pts	Reb	Asst.
Dalano Banton ^	Western Kentucky	105	92	65
Dachon Burke Jr.	Robert Morris	813	312	104
Haanif Cheatham	FGCU	842	296	170
Matej Kavaz	Seattle	980	358	72
Shamiel Stevenson ^	Nevada	288	148	36
Derrick Walker^	Tennessee	92	107	16
Totals		3,120	1,313	463

^ - Will not be eligible until 2020-21

NEBRASKA HEAD COACH FRED HOIBERG

AT NEBRASKA (2019-PRESENT)

• Hired as Nebraska's 28th men's basketball coach on March 30, 2019, a position his grandfather (Jerry Bush) held for nine seasons from 1954 to 1963.

CHICAGO BULLS (2015-18)

- Coached the Chicago Bulls for three-plus seasons, posting a 115-155 record.
- Became just the fifth coach in franchise history to post a winning record in his debut season.
- Took the Bulls to the 2017 NBA Playoffs where they won the first two games against the top-seeded Boston Celtics, as the Bulls were the first No. 8 seed to take a 2-0 lead against a No. 1 seed since 1993
- Was the fifth coach in NBA history to have each of his first two career playoff victories come on the road.

IOWA STATE (2010-15)

- Served as head coach at his alma mater for five seasons, posting a 115-56 record, which is the top winning percentage in school history (.673).
- Led the Cyclones to four straight NCAA Tournament appearances - a program record - while his 115 wins were the most in a five-year stretch in school history.
- Guided Iowa State to back-to-back Big 12 Tournament titles in 2014 and 2015.
- Produced four All-Americans, 12 All-Big 12 honorees and 10 players who played in the NBA.
- Named Big 12 Coach of the Year in 2012, as the Cyclones went from three conference wins to 12 in one season.
- Won 28 games and reached the NCAA Sweet 16 in 2014.
- Led the Big 12 in scoring offense in two of his last four seasons and topped the conference in 3-pointers four times in five years.

MINNESOTA TIMBERWOLVES (2005-10)

- Served as Vice President of Basketball Operations in 2009-10, overseeing the day-to-day operations of basketball programs including college and pro scouting, salary cap management and NBA Draft preparations.
- Was the Assistant General Manager for three seasons, helping the Timberwolves orchestrate a draft-day trade for five-time all-star Kevin Love in 2008.

AS AN NBA PLAYER (1995-2005)

- Spent 10 years in the NBA with the Indiana Pacers (four seasons), Chicago Bulls (four seasons) and Minnesota Timberwolves (two seasons) after being selected in the second round of the 1995 NBA Draft.
- Was a member of three NBA Playoff Teams, including a Timberwolves team that reached the 2004 Western Conference Finals.
- Shot 40 percent from 3-point range during his career and led the NBA in 3-point shooting in his final season (48.3, 2004-05).
- Ended his NBA career abruptly at the age of 33 after undergoing open-heart surgery to repair an aneurysm in his aortic root.

IOWA STATE PLAYING CAREER (1991-95)

- Started all four seasons at Iowa State, averaging 15.8 points, 6.9 rebounds, 2.8 assists and 1.6 steals per game in his collegiate career.
- His No. 32 was retired by Iowa State in 1997 and Hoiberg is a member of the ISU Hall of Fame.
- Garnered third-team All-America honors as a senior in 1994-95, averaging 19.9 points per game to help the Cyclones win a then-school-record 23 games and was named Big Eight Co-Male Athlete of the Year in 1995.
- Two-time Academic All-American who was inducted into the CoSIDA Academic Hall of Fame in 2016.



FRED HOIBERG'S COLLEGIATE COACHING RECORD

Year	School	Overall Record	Pct.	Conf. Record	Pct	Conf. Finish	Postseason
2010-11	Iowa State	16-16	.500	3-13	.188	12th	None
2011-12	Iowa State	23-11	.676	12-6	.677	T-3rd	NCAA Third Round
2012-13	Iowa State	23-12	.657	11-7	.611	T-4th	NCAA Third Round
2013-14	Iowa State	28-8	.778	11-7	.611	T-3rd	NCAA Sweet 16
2014-15	Iowa State	25-9	.735	12-6	.677	T-2nd	NCAA Second Round
2019-20	Nebraska	6-8	.429	1-2	.333		
Totals		121-64	.654	50-41	.549	-	

2019-20 TELEVISION/RADIO ROSTER




0 | AKOL AROP
Fr. | F | 6-6 | 190




1 | KEVIN CROSS
Fr. | F | 6-8 | 240



3 | CAM MACK
So. | G | 6-2 | 175



4 | SHAMIEL STEVENSON
Jr. | G/F | 6-6 | 245



11 | DACHON BURKE JR.
Jr. | G | 6-4 | 180



13 | DERRICK WALKER
Jr. | F | 6-8 | 235



21 | JACE PIATKOWSKI
Jr. | G | 6-3 | 175



22 | HAANIF CHEATHAM
Sr. | G | 6-5 | 195



23 | JERVAY GREEN
Jr. | G | 6-3 | 210



24 | YVAN OUEDRAOGO
Fr. | F | 6-9 | 260



25 | MATEJ KAVAZ
Sr. | G | 6-8 | 200



30 | CHARLIE EASLEY
Fr. | G | 6-2 | 190



34 | THORIR THORBJARNARSON
Jr. | G | 6-6 | 206



44 | BRET PORTER
Fr. | F | 6-6 | 215



45 | DALANO BANTON
So. | G | 6-8 | 195



FRED HOIBERG
Head Coach



MATT ABDELMASSIH
Assistant Coach



ARMON GATES
Assistant Coach



DOC SADLER
Assistant Coach



BOBBY LUTZ
Special Assistant to the
Head Coach



LUCA VIRGILIO
Director of Basketball
Operations



TIM WILSON
Strength Coach



MATT HOLT
Video Coordinator



BUZZY CARUTHERS
Director of Player
Development



R.J. PIETIG
Athletic Trainer



PAT NORRIS
Equipment Manager



SHERYL BURBACH
Assistant Director of
Basketball Operations



JOHN HARRIS JR.
Graduate Manager



VINCE FRITZ
Graduate Manager

Nebraska Team

Ranked in the top 5 (AP Poll) Never Happened
 Ranked in the top 10 (AP Poll) March 1, 1966
 Ranked in the top 20 (AP Poll) Jan. 2, 1995
 Ranked in the top 25 (AP Poll) Dec. 31, 2018 (No. 24)
 Ranked in the top 25 (USA Today Coaches Poll) Dec. 31, 2018 (No. 23)

Played AP Poll No. 1 ranked team lost at No. 1 Indiana (47-76), 2/13/2013
 Defeated AP Poll No. 1 ranked team at No. 1 Missouri (67-51), 2/6/1982
 Played AP Poll No. 2 ranked team lost at No. 2 Michigan (47-62), 1/9/13
 Defeated AP Poll No. 2 ranked team vs. No. 2 Oklahoma State (85-69), 2/5/1992
 Played Team Ranked 1-5 by AP lost at No. 3 Michigan State (57-86), 12/3/2017
 Defeated Team Ranked 1-5 by AP vs. No. 3 Texas (70-67), 2/19/2011
 Played Team Ranked 6-10 by AP lost to No. 9 Michigan State (76-91), 3/5/2019
 Defeated Team Ranked 6-10 by AP vs. No. 9 Wisconsin (77-68), 3/9/2014
 Defeated Team Ranked 11-25 by AP vs. No. 21 Maryland (68-61), 3/14/2019
 Defeated Team Ranked 1-10 by AP on Road at No. 9 Michigan State (60-51), 2/16/2014
 Defeated Ranked Team by AP on Road vs. No. 25 Indiana (66-51), 1/14/2019

Scored 100 or more points 106; vs. Mississippi Valley State, 11/6/2018
 Scored 90 or more points 90; at Indiana, 12/13/2019
 Scored 80 or more points 90; at Indiana, 12/13/2019
 Scored less than 50 points 47; vs. UC Riverside, 11/5/2019
 Scored less than 40 points 38; at Oregon, 12/15/2012
 Shot 75% from the field750, vs. Nebraska-Omaha (42-56), 1/25/1988 \$
 Shot 70% from the field723; vs. UNC Wilmington (34-47), 12/5/1997
 Shot 60% from the field628; vs. Northwestern (27-43), 2/3/2015

Made 50 or more free throws Never Happened
 Made 40 or more free throws 43, vs. Texas (43-59), 1/3/1996 - \$
 Made 30 or more free throws 37; vs. UTSA (37-50), 12/20/2017
 Made 25 or more free throws 25; vs. Illinois (25-30), 12/2/2018
 Attempted 60 or more free throws 60, vs. Kansas State (36-60), 1/11/1954 - \$
 Attempted 50 or more free throws 50, vs. UTSA (37-50), 12/20/2017
 Attempted 40 or more free throws 50, vs. UTSA (37-50), 12/20/2017
 Attempted 30 or more free throws 37; Southern (19-37), 11/22/2019
 Shot 100% from the foul line (min 10 att.) 1.000; at Penn State (16-16), 1/19/2013
 Shot 95% from the foul line (min 10 att.) 1.000; at Penn State, (16-16), 1/19/2013
 Shot 90% from the foul line (min 10 att.)913; vs. Oklahoma State (21-23), 12/16/2018

Made 20 or more 3-pointers Never Happened
 Made 15 or more 3-pointers 15; vs. Mississippi Valley State (15-37), 11/6/2018
 Made 10 or more 3-pointers 11; Purdue (11-30), 12/15/2019
 Made 0 3-pointers 0; vs. Jacksonville State (0-5), 12/18/2012
 Held Opponent to 0 3-pointers 0; Southeastern Louisiana, 11/22/2015
 Attempted 40 or more 3-pointers Never Happened
 Attempted 30 or more 3-pointers 30; Purdue (11-30), 12/15/2019
 Attempted 20 or more 3-pointers 25; 15, Texas A&M-CC (7-25), 12/29/2019
 Shot 75% from 3-point range (min. 10 att.)750, vs. UT-Pan American (9-12), 12/2/2009 - \$
 Shot 60% from 3-point range (min. 10 att.)647; vs. USC (11-17), 12/3/2012
 Shot 50% from 3-point range (min. 10 att.)500; vs. Washington State (9-18), 11/25/2019
 Shot 50% from 3-point range (min. 20 att.)571; vs. Southern (12-21), 11/22/2019

Had 60 or more rebounds 60; vs. Oral Roberts, 12/22/1999
 Had 50 or more rebounds 50; at Illinois, 2/2/2019

Had 30 or more assists 35, vs. Northeastern Illinois, 12/21/1994
 Had 25 or more assists 28; vs. North Carolina A&T, 12/19/2005
 Had 20 or more assists 22; vs. Purdue, 12/22/2019
 Had 15 or more assists 15; vs. Rutgers, 1/3/2020

Had 20 or more steals 23, vs. Texas Tech, 3/4/1999 - \$
 Had 15 or more steals 15, Texas A&M-CC, 12/29/2019
 Had 10 or more steals 15, Texas A&M-CC, 12/29/2019

Had 15 or more blocked shots 15, vs. Coppin State, Dec. 6, 1996 - \$
 Had 10 or more blocked shots 14; at Northwestern, 1/2/2018

Had 30 or more turnovers 31, at Creighton, 12/11/2005
 Had 20 or more turnovers 22; vs. Wisconsin, 2/9/2017
 Had less than 5 turnovers 5; vs. Purdue, 2/23/2019

Nebraska Player...

Had 20 or more points: 25; Dachon Burke Jr. and 21; Haanif Cheatham at Indiana, 12/13/2019
 Had 25 or more points: 25; Dachon Burke Jr. at Indiana, 12/13/2019
 Had 30 or more points: 34; James Palmer Jr. vs. Rutgers, 3/13/2019
 Had 40 or more points: 41; Aleks Maric vs. Kansas State, 2/13/2007

Had No Player in Double Figures: vs. Ohio State, 1/21/2012
 Had Five Players with 10 or more points at Creighton, 12/7/2019
 Haanif Cheatham (14); Cam Mack (12); Thorir Thorbjarnarson (12); Matej Kavas (11), Jervay Green (10)
 Had Six Players with 10 or more points vs. Southeastern Louisiana, 11/11/2018
 James Palmer Jr (17); Glynn Watson Jr. (16); Isaac Copeland (11);
 Isaiah Roby (10); Thomas Allen (10); Brady Heiman (10)

Two Huskers with 20 or more points, same game: at Indiana, 12/13/2019
 Haanif Cheatham (21) and Dachon Burke (25)

Three Huskers with 20 or more points, same game: Iowa, 3/10/2019
 James Palmer Jr. (30), Glynn Watson Jr. (23), Isaiah Roby (23)

Two Huskers with 30 or more points, same game: vs. Oregon, 11/25/1995
 Tyronn Lue (30) & Jaron Boone (30) - only time in school history

Had 10 or more rebounds: 14; Yvan Ouedraogo vs. Texas A&M-Corpus Christi, 12/29/2019

Had 15 or more rebounds: 16; Isaiah Roby vs. Northwestern, 2/16/2019

Had 20 or more rebounds: 21, Kimani Ffriend vs. Oral Roberts, 12/22/1999

Had 25 or more rebounds: 26, Bill Johnson vs. Iowa State, 1/4/1954 - \$

Two Huskers with 10 or more rebounds, same game: vs. Stetson, 12/29/2017
 (Tanner Borchardt, 10; Jordy Tshimanga, 10)

Three Huskers with 10 or more rebounds, same game: vs. Texas Tech, 1/19/2000
 (Steffon Bradford 16; Kimani Ffriend 12; Louis Truscott 11)

Had 5 or more 3-pointers: 5; Glynn Watson Jr. vs. Maryland (5-14), 3/15/2019

Had 6 or more 3-pointers: 7; Glynn Watson Jr. vs. Iowa (7-12), 3/10/2019

Had 7 or more 3-pointers: 7; Glynn Watson Jr. vs. Iowa (7-12), 3/10/2019

Had 8 or more 3-pointers: 8; Cary Cochran, vs. Baylor (8-13), 2/27/2002 - \$

Had 5 or more assists: 6; Cam Mack and 5; Thorir Thorbjarnarson vs. Rutgers, 1/3/2020

Had 10 or more assists: 12; Cam Mack vs. Purdue, 12/15/2019

Had 15 or more assists: 15; Charles Richardson vs. Rutgers, 12/2/2006

Had 18 or more assists: 18; Brian Carr, at Evansville, 1/3/1985 - \$

Had 5 or more blocked shots: 5; Isaiah Roby vs. Northwestern, 2/16/2019

Had 6 or more blocked shots: 6; Isaiah Roby vs. Eastern Illinois, 11/11/2017

Had 7 or more blocked shots: 7; John Turek vs. Colorado, 3/2/2005

Had 9 or more blocked shots: 9; Mikki Moore vs. Coppin State, 12/6/1996 - \$

Had 10 or more blocked shots: Never Happened

Had 5 or more steals: 6; Dachon Burke vs. George Mason, 11/26/2019

Had 6 or more steals: 6; Glynn Watson Jr. vs. Long Beach State, 11/26/2017

Had 7 or more steals: 7; Brandon Richardson at Ohio State, 1/3/2012

Had 8 or more steals: 8, Cookie Belcher vs. Oklahoma St., 2/7/2001 - \$

Had 10 or more steals: Never Happened

Had Triple-Double (Points/Rebounds/Assists): Cam Mack vs. Purdue, 12/15/2019 (11/10/12)

Had Double-Double (Points/Assists): Cam Mack vs. Purdue, 12/15/2019 (11/12 + 10 reb)

Had Double-Double (Points/Rebounds): Cam Mack vs. Purdue, 12/15/2019 (11/10 + 12 asst)

Had Double-Double (Points/Steals): Never Happened

Had Double-Double (Points/Blocks): Never Happened

\$ - School Record - # - Tied School record
 As of 1/4/2020

2019-20 GAME-BY-GAME COMPARISON

Team	FG-FGA	Pct.	3FG-3FGA	Pct.	FT-FTA	Pct.	O-D	Reb.	PF	A	TO	B	S	Pts.	W/L
UC Riverside	23-55	.418	12-25	.480	8-9	.889	13-36	49	18	12	18	2	8	66	
Nebraska	16-55	.291	6-26	.231	9-19	.474	9-20	29	11	12	11	6	6	47	L
Southern Utah	31-76	.408	4-23	.174	13-21	.619	15-43	58	23	10	18	7	7	79	
Nebraska	27-73	.370	5-26	.192	19-23	.655	10-34	44	17	15	13	5	9	78	L (2OT)
South Dakota State	29-70	.414	3-21	.143	12-18	.667	14-30	44	20	7	13	4	5	73	
Nebraska	35-71	.493	7-26	.269	13-23	.565	13-32	45	19	16	11	3	5	90	W
Southern	34-83	.419	9-29	.310	9-10	.900	25-29	54	25	20	14	4	5	86	
Nebraska	31-54	.574	12-21	.571	19-37	.514	4-24	28	12	19	9	5	5	93	W (OT)
vs. Washington State	27-73	.370	6-27	.222	11-16	.688	15-29	44	23	9	13	3	6	71	
Nebraska	30-57	.526	9-18	.500	13-25	.520	7-34	41	16	11	15	2	5	82	W
vs. George Mason	32-65	.492	11-25	.440	10-14	.714	15-34	49	12	14	19	6	7	85	
Nebraska	24-61	.321	10-30	.333	8-13	.615	7-19	26	13	12	15	4	9	66	L
vs. South Florida	27-70	.366	8-27	.296	5-6	.833	17-22	39	15	12	8	3	4	67	
Nebraska	27-49	.551	6-14	.429	14-19	.737	3-26	29	10	10	9	1	2	74	W
at Georgia Tech	32-73	.438	5-23	.217	4-8	.500	12-35	47	17	19	16	8	9	73	
Nebraska	21-65	.323	6-26	.231	8-18	.444	12-31	43	14	14	18	2	7	56	L
at Creighton	35-66	.530	13-30	.433	12-15	.800	7-35	42	22	18	15	4	6	95	
Nebraska	27-65	.415	9-27	.333	13-24	.542	8-26	34	13	9	12	3	4	76	L
at Indiana	32-68	.471	5-25	.200	27-38	.711	19-35	54	14	14	15	6	5	96	
Nebraska	33-75	.440	12-32	.375	12-18	.667	11-20	31	23	19	9	0	5	90	L (OT)
Purdue	24-79	.304	6-35	.171	2-5	.400	19-30	49	15	12	9	7	5	56	
at Nebraska	26-61	.426	11-30	.367	7-9	.778	7-38	45	9	22	11	2	6	70	W
North Dakota	29-61	.475	11-31	.355	6-8	.750	10-24	34	16	11	13	1	2	75	
at Nebraska	28-59	.475	9-21	.429	9-16	.563	12-23	35	14	14	11	1	8	74	L
Texas A&M-Corpus Christi	20-63	.317	7-22	.318	5-13	.385	14-33	47	20	9	21	7	7	52	
at Nebraska	23-66	.348	7-25	.280	20-28	.714	15-34	49	15	13	12	4	15	73	W
Rutgers	34-63	.540	5-15	.333	6-12	.500	16-32	48	16	16	13	4	3	79	
at Nebraska	20-63	.317	8-31	.258	14-21	.667	15-16	31	11	15	7	2	7	62	L

2019-20 SUPERLATIVES

2019-20 NEBRASKA TEAM GAME HIGHS

POINTS	93	SOUTHERN U. (11/22/19)
	90	at Indiana (12/13/19)
	90	SOUTH DAKOTA ST. (11/15/19)
FIELD GOALS MADE	35	SOUTH DAKOTA ST. (11/15/19)
	33	at Indiana (12/13/19)
FIELD GOAL ATTEMPTS	75	at Indiana (12/13/19)
FIELD GOAL PERCENTAGE	.574 (31-54)	SOUTHERN U. (11/22/19)
	.551 (27-49)	vs South Fla. (11/27/19)
3 PT FIELD GOALS MADE	12	at Indiana (12/13/19)
	12	SOUTHERN U. (11/22/19)
3 PT FG ATTEMPTS	32	at Indiana (12/13/19)
3 PT FG PERCENTAGE	.571 (12-21)	SOUTHERN U. (11/22/19)
	.500 (9-18)	vs Washington St. (11/25/19)
FREE THROWS MADE	20	A&M-CORPUS CHRISTI (12/29/19)
	19	SOUTHERN U. (11/22/19)
	19	SOUTHERN UTAH (11/09/19)
FREE THROW ATTEMPTS	37	SOUTHERN U. (11/22/19)
FREE THROW PERCENTAGE	.778 (7-9)	PURDUE (12/15/19)
	.737 (14-19)	vs South Fla. (11/27/19)
REBOUNDS	49	A&M-CORPUS CHRISTI (12/29/19)
ASSISTS	22	PURDUE (12/15/19)
	19	at Indiana (12/13/19)
	19	SOUTHERN U. (11/22/19)
STEALS	15	A&M-CORPUS CHRISTI (12/29/19)
	9	vs George Mason (11/26/19)
	9	SOUTHERN UTAH (11/09/19)
BLOCKED SHOTS	6	UC RIVERSIDE (11/05/19)
	5	SOUTHERN U. (11/22/19)
	5	SOUTHERN UTAH (11/09/19)
TURNOVERS	18	at Georgia Tech (12/04/19)
FOULS	23	at Indiana (12/13/19)

2019-20 OPPONENT TEAM GAME HIGHS

POINTS	96	at Indiana (12/13/19)
	95	at Creighton (12-07-19)
FIELD GOALS MADE	35	at Creighton (12-07-19)
	34	RUTGERS (01/03/20)
	34	SOUTHERN U. (11/22/19)
FIELD GOAL ATTEMPTS	83	SOUTHERN U. (11/22/19)
FIELD GOAL PERCENTAGE	.540 (34-63)	RUTGERS (01/03/20)
	.530 (35-66)	at Creighton (12-07-19)
3 PT FIELD GOALS MADE	13	at Creighton (12-07-19)
	12	UC RIVERSIDE (11/05/19)
3 PT FG ATTEMPTS	35	PURDUE (12/15/19)
3 PT FG PERCENTAGE	.480 (12-25)	UC RIVERSIDE (11/05/19)
	.440 (11-25)	vs George Mason (11/26/19)
FREE THROWS MADE	27	at Indiana (12/13/19)
	13	SOUTHERN UTAH (11/09/19)
FREE THROW ATTEMPTS	38	at Indiana (12/13/19)
FREE THROW PERCENTAGE	.900 (9-10)	SOUTHERN U. (11/22/19)
	.889 (8-9)	UC RIVERSIDE (11/05/19)
REBOUNDS	58	SOUTHERN UTAH (11/09/19)
	54	at Indiana (12/13/19)
	54	SOUTHERN U. (11/22/19)
ASSISTS	20	SOUTHERN U. (11/22/19)
	19	at Georgia Tech (12/04/19)
STEALS	9	at Georgia Tech (12/04/19)
	8	UC RIVERSIDE (11/05/19)
BLOCKED SHOTS	8	at Georgia Tech (12/04/19)
	7	A&M-CORPUS CHRISTI (12/29/19)
	7	PURDUE (12/15/19)
	7	SOUTHERN UTAH (11/09/19)
TURNOVERS	21	A&M-CORPUS CHRISTI (12/29/19)
FOULS	25	SOUTHERN U. (11/22/19)

2019-20 NEBRASKA TEAM GAME LOWS

POINTS	47	UC RIVERSIDE (11/05/19)
	56	at Georgia Tech (12/04/19)
FIELD GOALS MADE	16	UC RIVERSIDE (11/05/19)
	20	RUTGERS (01/03/20)
FIELD GOAL ATTEMPTS	49	vs South Fla. (11/27/19)
FIELD GOAL PERCENTAGE	.291 (16-55)	UC RIVERSIDE (11/05/19)
	.317 (20-63)	RUTGERS (01/03/20)
3 PT FIELD GOALS MADE	5	SOUTHERN UTAH (11/09/19)
	6	UC RIVERSIDE (11/05/19)
	6	vs South Fla. (11/27/19)
	6	at Georgia Tech (12/04/19)
3 PT FG ATTEMPTS	14	vs South Fla. (11/27/19)
3 PT FG PERCENTAGE	.192 (5-26)	SOUTHERN UTAH (11/09/19)
	.231 (6-26)	UC RIVERSIDE (11/05/19)
	.231 (6-26)	at Georgia Tech (12/04/19)
FREE THROWS MADE	7	PURDUE (12/15/19)
	8	vs George Mason (11/26/19)
	8	at Georgia Tech (12/04/19)
FREE THROW ATTEMPTS	9	PURDUE (12/15/19)
FREE THROW PERCENTAGE	.444 (8-18)	at Georgia Tech (12/04/19)
	.474 (9-19)	UC RIVERSIDE (11/05/19)
REBOUNDS	26	vs George Mason (11/26/19)
	28	SOUTHERN U. (11/22/19)
ASSISTS	9	at Creighton (12-07-19)
	10	vs South Fla. (11/27/19)
STEALS	2	vs South Fla. (11/27/19)
	4	at Creighton (12-07-19)
BLOCKED SHOTS	0	at Indiana (12/13/19)
TURNOVERS	7	RUTGERS (01/03/20)
FOULS	9	PURDUE (12/15/19)

2019-20 OPPONENT TEAM GAME LOWS

POINTS	52	A&M-CORPUS CHRISTI (12/29/19)
	56	PURDUE (12/15/19)
FIELD GOALS MADE	20	A&M-CORPUS CHRISTI (12/29/19)
	23	UC RIVERSIDE (11/05/19)
FIELD GOAL ATTEMPTS	55	UC RIVERSIDE (11/05/19)
FIELD GOAL PERCENTAGE	.304 (24-79)	PURDUE (12/15/19)
	.317 (20-63)	A&M-CORPUS CHRISTI (12/29/19)
3 PT FIELD GOALS MADE	3	SOUTH DAKOTA ST. (11/15/19)
	4	SOUTHERN UTAH (11/09/19)
3 PT FG ATTEMPTS	15	RUTGERS (01/03/20)
3 PT FG PERCENTAGE	.143 (3-21)	SOUTH DAKOTA ST. (11/15/19)
	.171 (6-35)	PURDUE (12/15/19)
FREE THROWS MADE	2	PURDUE (12/15/19)
	4	at Georgia Tech (12/04/19)
FREE THROW ATTEMPTS	5	PURDUE (12/15/19)
FREE THROW PERCENTAGE	.385 (5-13)	A&M-CORPUS CHRISTI (12/29/19)
	.400 (2-5)	PURDUE (12/15/19)
REBOUNDS	34	NORTH DAKOTA (12/21/19)
	39	vs South Fla. (11/27/19)
ASSISTS	7	SOUTH DAKOTA ST. (11/15/19)
	9	vs Washington St. (11/25/19)
	9	A&M-CORPUS CHRISTI (12/29/19)
STEALS	2	NORTH DAKOTA (12/21/19)
	3	RUTGERS (01/03/20)
BLOCKED SHOTS	1	NORTH DAKOTA (12/21/19)
	2	UC RIVERSIDE (11/05/19)
TURNOVERS	9	vs South Fla. (11/27/19)
	9	PURDUE (12/15/19)
FOULS	12	vs George Mason (11/26/19)

2019-20 SUPERLATIVES

NEBRASKA WIN/LOSS MARGIN

	1	2	3	4	5	6	7	8	9	10	11	12	13	14	15	16	17	18	19	20	+20
Husker Wins	0	0	0	0	0	0	2	0	0	0	1	0	0	1	0	0	1	0	0	0	1
Husker Losses	2	0	0	0	0	1	0	0	0	0	0	0	0	0	0	0	2	0	3	0	0

2019-20 NEBRASKA INDIVIDUAL GAME HIGHS

Points	26	Haanif Cheatham vs South Fla. (11/27/19)
	25	Dachon Burke at Indiana (12/13/19)
	24	Cam Mack vs South Dakota St. (11/15/19)
Field Goals Made	9	Dachon Burke at Indiana (12/13/19)
	8	Haanif Cheatham vs South Fla. (11/27/19)
	8	Dachon Burke vs South Fla. (11/27/19)
	8	Haanif Cheatham vs Washington St. (11/25/19)
	8	Haanif Cheatham vs South Dakota St. (11/15/19)
	8	Cam Mack vs South Dakota St. (11/15/19)
	8	Kevin Cross vs Southern Utah (11/09/19)
Field Goal Att.	18	Jervay Green vs Southern Utah (11/09/19)
	16	Dachon Burke at Indiana (12/13/19)
FG Pct (min 5 made)	.800 (8-10)	Haanif Cheatham vs Washington St. (11/25/19)
	.778 (7-9)	Cam Mack vs North Dakota (12/21/19)
3-Point FG Made	4	Matej Kavas vs North Dakota (12/21/19)
	4	Dachon Burke vs Purdue (12/15/19)
	4	Dachon Burke at Indiana (12/13/19)
	4	Thor Thorbjarnarson at Creighton (12-07-19)
	4	Jervay Green vs Southern U. (11/22/19)
3-Point FG Att.	10	Jervay Green at Georgia Tech (12/04/19)
	8	Dachon Burke at Indiana (12/13/19)
	8	Cam Mack at Indiana (12/13/19)
	8	Jervay Green vs Southern Utah (11/09/19)
3-Pt FG Pct (min 2 made)	1.000 (2-2)	Thor Thorbjarnarson vs Southern U. (11/22/19)
	.800 (4-5)	Matej Kavas vs North Dakota (12/21/19)
	.800 (4-5)	Thor Thorbjarnarson at Creighton (12-07-19)
Free Throws Made	9	Haanif Cheatham vs South Fla. (11/27/19)
	8	Haanif Cheatham vs A&M-Corpus Christi (12/29/19)
Free Throw Att.	11	Haanif Cheatham vs South Fla. (11/27/19)
	11	Cam Mack vs Washington St. (11/25/19)
FT Pct (min 4 made)	1.000 (4-4)	Dachon Burke vs Southern Utah (11/09/19)
	.889 (8-9)	Haanif Cheatham vs A&M-Corpus Christi (12/29/19)
Rebounds	14	Yvan Ouedraogo vs A&M-Corpus Christi (12/29/19)
	12	Yvan Ouedraogo vs South Dakota St. (11/15/19)
Assists	12	Cam Mack vs Purdue (12/15/19)
	11	Cam Mack vs Southern Utah (11/09/19)
Steals	5	Dachon Burke vs George Mason (11/26/19)
	4	Thor Thorbjarnarson vs A&M-Corpus Christi (12/29/19)
Blocked Shots	3	Dachon Burke vs A&M-Corpus Christi (12/29/19)
	3	Jervay Green vs UC Riverside (11/05/19)
Turnovers	5	Cam Mack vs North Dakota (12/21/19)
	5	Cam Mack vs Washington St. (11/25/19)
	5	Cam Mack vs Washington St. (11/25/19)
	5	Yvan Ouedraogo vs South Dakota St. (11/15/19)
Fouls	5	Cam Mack vs Washington St. (11/25/19)
	5	Jervay Green vs UC Riverside (11/05/19)
Minutes	46	Jervay Green vs Southern Utah (11/09/19)
	45	Cam Mack at Indiana (12/13/19)

2019-20 OPPONENT INDIVIDUAL GAME HIGHS

Points	31	Micah Bradford vs Southern U. (11/22/19)
	30	Marcus Zegarowski at Creighton (12-07-19)
	27	CJ Elleby vs Washington St. (11/25/19)
Field Goals Made	13	Marcus Zegarowski at Creighton (12-07-19)
	11	Micah Bradford vs Southern U. (11/22/19)
Field Goal Att.	21	CJ Elleby vs Washington St. (11/25/19)
	20	Micah Bradford vs Southern U. (11/22/19)
FG Pct (min 5 made)	1.000 (8-8)	Caleb McConnell vs Rutgers (01/03/20)
	.750 (9-12)	Trayce Jackson-Davis at Indiana (12/13/19)
3-Point FG Made	6	Micah Bradford vs Southern U. (11/22/19)
	5	Jamal Hartwell II vs George Mason (11/26/19)
3-Point FG Att.	11	Micah Bradford vs Southern U. (11/22/19)
	10	Jamal Hartwell II vs George Mason (11/26/19)
3-Pt FG Pct (min 2 made)	1.000 (2-2)	Caleb McConnell vs Rutgers (01/03/20)
	.667 (4-6)	DJ McDonald vs UC Riverside (11/05/19)
	.667 (2-3)	Damien Jefferson at Creighton (12-07-19)
	.667 (2-3)	Rashun Williams vs South Fla. (11/27/19)
Free Throws Made	7	Trayce Jackson-Davis at Indiana (12/13/19)
	7	CJ Elleby vs Washington St. (11/25/19)
	7	Dwayne Morgan vs Southern Utah (11/09/19)
Free Throw Att.	11	Trayce Jackson-Davis at Indiana (12/13/19)
	10	Justin Smith at Indiana (12/13/19)
FT Pct (min 4 made)	1.000 (7-7)	CJ Elleby vs Washington St. (11/25/19)
	1.000 (6-6)	Ty-Shon Alexander at Creighton (12-07-19)
	1.000 (4-4)	Aljami Durham at Indiana (12/13/19)
	1.000 (4-4)	Jordan Miller vs George Mason (11/26/19)
Rebounds	18	George Willborn III vs UC Riverside (11/05/19)
	16	Trevion Williams vs Purdue (12/15/19)
Assists	7	Michael Devoe at Georgia Tech (12/04/19)
	6	Marcus Zegarowski at Creighton (12-07-19)
	6	Jamal Hartwell II vs George Mason (11/26/19)
Steals	4	Javon Greene vs George Mason (11/26/19)
	4	Jakolby Long vs Southern Utah (11/09/19)
Blocked Shots	5	AJ Wilson vs George Mason (11/26/19)
	4	Irshaad Hunte vs A&M-Corpus Christi (12/29/19)
	4	Matt Haarms vs Purdue (12/15/19)
Turnovers	6	Michael Devoe at Georgia Tech (12/04/19)
	6	George Willborn III vs UC Riverside (11/05/19)
Fouls	5	Aljami Durham at Indiana (12/13/19)
	5	Christian Bishop at Creighton (12-07-19)
	5	Micah Bradford vs Southern U. (11/22/19)
	5	Jayden Saddler vs Southern U. (11/22/19)

2019-20 RECORD BY STARTING LINEUP

No.	Starting Lineup	Record
1.	Burke, Cheatham, Green, Mack, Ouedraogo	3-4
2.	Burke, Cheatham, Green, Kavas, Ouedraogo	1-0
3.	Burke, Cheatham, Green, Ouedraogo, Thorbjarnarson	0-1
3.	Burke, Cheatham, Mack, Ouedraogo, Thorbjarnarson	2-3

RECAPS

(-----Nebraska Individual Leaders-----)

Date	Opponent	Result	Record (B1G)	Attend.	Points	Rebounds	Assists	Steals
11/5	UC Riverside	L, 47-66	0-1 (0-0)	15,745	(11) Mack	(9) Mack	(3) Mack, Cheatham	(2) Green, Ouedraogo
11/9	Southern Utah	L, 78-79 (2OT)	0-2 (0-0)	15,828	(19) Cross	(8) Green	(11) Mack	(3) Green
11/15	South Dakota State	W, 90-73	1-2 (0-0)	15,946	(24) Mack	(12) Ouedraogo	(5) Green	(3) Mack
11/22	Southern	W, 93-86 (OT)	2-2 (0-0)	15,931	(22) Green	(7) Cheatham	(8) Mack	(2) Green
11/25	vs. Washington State	W, 82-71	3-2 (0-0)	660	(19) Cheatham	(8) Mack, Green, Cross	(6) Mack	(3) Mack
11/26	vs. George Mason	L, 66-85	3-3 (0-0)	1,066	(14) Burke	(5) Ouedraogo, Cross	(5) Green	(5) Burke
11/27	vs. South Florida	W, 74-67	4-3 (0-0)	512	(26) Cheatham	(5) Ouedraogo	(7) Mack	(2) Mack
12/4	at Georgia Tech	L, 56-73	4-4 (0-0)	5,133	(14) Cheatham	(11) Cheatham	(6) Mack	(2) Cheatham, Thorbjarnarson
12/7	at Creighton	L, 76-95	4-5 (0-0)	18,068	(14) Cheatham	(7) Burke	(3) Mack	(2) Burke
12/13	at Indiana	L, 90-96 (OT)	4-6 (0-1)	17,222	(25) Burke	(10) Ouedraogo	(10) Mack	(2) Burke, Mack
12/15	Purdue	W, 70-54	5-6 (1-1)	15,654	(18) Burke	(10) Mack	(12) Mack	(2) Burke, Cheatham
12/21	North Dakota	L, 74-75	5-7 (1-1)	15,010	(19) Mack	(9) Ouedraogo	(7) Mack	(3) Burke
12/29	Texas A&M-Corpus Christi	W, 73-52	6-7 (1-1)	14,968	(17) Cheatham	(14) Ouedraogo	(5) Mack	(4) Thorbjarnarson
12/3	Rutgers	L, 62-79	6-8 (1-2)	15,024	(16) Cheatham	(5) Mack, Burke	(6) Mack	(2) Green

THE LAST TIME...

Nebraska...

Scored 100 or more points.....106; vs. Mississippi Valley State, 11/6/18
 Scored 90 or more points.....90; at Indiana, 12/13/19
 Scored 41 to 50 points.....47; UC Riverside, 11/5/19
 Scored 40 or fewer points38; at Oregon, 12/15/12
 Shot 70% from the field......723; vs. UNC Wilmington 12/5/97 (34-47)
 Shot 60% from the field......628; vs. Northwestern, 2/3/15 (27-43)
 Shot 90% from the free throw line (Min 10 attempts)......909; vs. Southwest Minnesota State, 12/28/18 (10-11)
 Made 10, 3-Point Field Goals12; at Indiana, 12/13/19 (12-32)
 Had 60 rebounds.....60; vs. Oral Roberts, 12/22/99
 Had 50 rebounds.....50; at Illinois, 2/2/19
 Had 30 assists35, vs. Northeastern Illinois, 12/21/94
 Had 15 steals15, vs. Texas A&M-Corpus Christi 12/29/19
 Had 10 blocked shots14; at Northwestern, 1/2/18
 Had 10 or fewer turnovers7, vs. Rutgers, 1/3/20
 Had 20 or more turnovers.....22; vs. Wisconsin, 2/9/17
 Had three players with 20 pointsvs. Iowa, 3/10/19
(Palmer Jr. 27; Watson Jr. 23; Roby 23)
 Had three players with 10 reboundsvs. Texas Tech, 1/19/00
(Bradford 16, Ffriend 12, Truscott 11)
 Had five players reach double-figure points.....at Creighton, 12/7/19
(Cheatham 14, Thorbjarnarson 12; Mack 12; Kavas 11; Green 10)
 Had a player score 40 points41; Aleks Maric, vs. Kansas State, 2/13/07
 Had a player score 30 points30; James Palmer Jr. vs. Rutgers (BTT), 3/13/19
 Had a player grab 15 rebounds16; Isaiah Roby vs. Northwestern, 2/16/19
 Had a player dish out 10 assists.....12; Cam Mack vs. Purdue, 12/15/19
 Had a player collect five steals5; Dachon Burke vs George Mason, 11/26/18
 Had a player block five shots.....5; Isaiah Roby vs. Maryland, 2/6/18
 Had a player with a triple double11 pt/10 reb/12 asst.; Cam Mack v. Purdue, 12/15/19

A Nebraska Opponent...

101; TCU, 3/15/99
 96; at Indiana, 12/13/19
 50; Northwestern, 2/16/19
 38; Southwest Minnesota State, 12/28/18
 .723; Kansas, 2/2/85 (34-47)
 .630; Michigan, 3/5/17 (34-54)
 .917; vs. Wisconsin (BTT), 3/15/19 (11-12)
 11; North Dakota, 12/21/19 (11-31)
 62; Colorado, 2/15/75
 54; at Indiana, 12/13/19
 30; Iowa State, 2/3/93
 15; Florida State, 12/31/05
 11; at Michigan State, 12/3/17
 9; Purdue, 12/15/19
 22; vs. Rutgers (BTT), 3/13/19
 Michigan, 1/14/17
 (Wagner 23, Irvin 21, Walton 20)
 at Kansas, 1/9/02
 (Collision 13, Gooden 12, Simien 10)
 Iowa, 1/6/19
 (Kriener 14; Cook 16; Bohannon 25; Moss 12; Wieskamp 10)
 41; Jarrisi Jackson, Texas Tech, 2/18/06
 30; Marcus Zegarowski, Creighton, 12/7/19
 15; Trayce Jackson Davis, Indiana, 12/13/19
 10; Zavier Simpson, Michigan, 2/28/19
 7; Josh Reeves, Penn State, 2/25/18
 5; AJ Wilson, George Mason, 11/26/19

MISC REVIEW

Nebraska Record When:	All (W)	All(L)	H(W)	H(L)	A (W)	A (L)						
Ahead at Halftime	4	1	4	1	0	0	Rebounds are Even	0	0	0	0	0
Behind at Halftime	2	7	0	3	2	4	Committing More TOs than Opp	2	1	1	0	1
Tied at Halftime	0	0	0	0	0	0	Committing Fewer TOs than Opp	3	7	3	4	0
Bench Outscores Opponent's	3	4	2	1	1	3	Turnovers are Even	1	0	0	0	1
Opponent Bench Outscores NU	3	4	2	3	1	1	Leading with 5:00 left	6	1	4	1	2
Bench scoring is even	0	0	0	0	0	0	Trailing with 5:00 left	0	7	0	3	0
Shooting 50% or Better	3	0	1	0	2	0	Tied with 5:00 left	0	0	0	0	0
Shooting Under 50%	3	8	3	4	0	4	In Overtime	1	2	1	1	0
Opp. Shoots 50% or Better	0	2	0	1	0	1	Scoring 80 or more points	3	1	2	0	1
Opp. Shoots Under 50%	6	6	4	3	2	3	Scoring 61 to 79 points	3	5	2	3	1
Outshooting Opponent (pct.)	5	0	4	0	1	0	Scoring 60 or fewer points	0	2	0	1	0
Outshot by Opponent (pct.)	1	7	0	3	1	4	Allowing 80 or more points	1	3	1	0	0
Shooting is even	0	1	0	1	0	0	Allowing 61 to 79 points	3	5	1	4	2
Outrebounding Opponent	2	1	2	1	0	0	Allowing 60 or fewer points	2	0	2	0	0
Outrebounded by Opponent	4	7	2	3	2	4						

MISC REVIEW

Biggest margin of victory	21, Texas A&M-Corpus Christi (12/29)	Biggest halftime lead surrendered in loss	11, Southern Utah (11/9)
Biggest margin of defeat	19, UC Riverside (11/5); vs. George Mason (11/26); at Creighton (12/7)	Largest lead at any time	31, South Dakota State (11/15)
Largest deficit overcome in win.....	8, Southern (11/22)	Largest deficit at any time	32, at Creighton (12/7)
Largest halftime deficit overcome in win	N/A	Largest runs without opponent scoring	13, South Dakota State (8:10-4:22, 1st)
Largest lead surrendered in loss.....	14, Southern Utah (11/9)	Largest opponent run without NU scoring.....	13, Southern (3:40-1:14, 1st)

SPECIALITY STATS

Opponent	NU-Opp Paint	NU-Opp off TO	NU-Opp 2nd Ch.	NU-Opp Bench	Largest Lead	Largest Deficit	Tip	1st Sub(s)
UC Riverside	18-22	14-3	0-11	14-18	9, (13:12, 1st)	20 (1:19, 2nd)	Won	Cross, Kavas
Southern Utah	42-48	12-13	3-9	28-29	15 (4:10, 1st)	4 (0:05, 2nd)	Lost	Cross
South Dakota State	50-48	16-7	11-13	20-24	31 (4:50, 1st)	-	Won	Cross
Southern	38-38	18-11	3-16	30-23	13 (5:07, 1st)	8 (14:06, 2nd)	Lost	Cross, Kavas
vs. Washington State	40-42	19-17	4-20	19-14	16 (7:22, 2nd)	6 (6:44, 1st)	Won	Cross
vs. George Mason	24-34	15-11	9-17	26-15	2 (10:44, 1st)	21 (2nd, 1:23)	Lost	Cross
vs. South Florida	32-34	12-10	2-15	12-19	8 (8:14, 1st)	8 (2nd, 6:42)	Lost	Cross
at Georgia Tech	30-48	10-18	5-7	13-10	4 (12:32, 1st)	20 (2nd, 0:16)	Lost	Cross
at Creighton	34-38	11-11	10-7	29-12	-	32 (2nd, 18:36)	Won	Mack, Cross
at Indiana	42-52	21-10	10-26	3-28	4 (7:04, 1st)	9 (1st, 16:57)	Lost	Cross
Purdue	26-32	13-12	9-12	13-17	16 (0:24, 2nd)	3 (1st, 6:19)	Lost	Cross, Kavas
North Dakota	36-30	15-16	6-11	24-8	4 (18:33, 1st)	8 (2nd, 10:37)	Won	Cross, Green
Texas A&M-Corpus Christi	32-22	24-13	17-6	23-21	24 (5:18, 2nd)	1 (1st, 17:52)	Won	Cross, Green
Rutgers	24-52	11-15	0-12	21-24	5 (13:06, 1st)	22 (2nd, 10:58)	Lost	Cross

NEBRASKA SEASON/CAREER BESTS

#0 AKOL AROP

Points
Season: 2 at Creighton (12/7)
Career: Same

Rebounds
Season: 4 at Creighton (12/7)
Career: Same

Field Goals
Season: None
Career: Same

Field Goal Attempts
Season: 1 vs. UC Riverside (11/5); at Creighton (12/7)
Career: Same

3-Point Field Goals
Season: None
Career: Same

3-Point Field Goal Attempts
Season: 1 vs. UC Riverside (11/5)
Career: Same

Free Throws
Season: 2 at Creighton (12/7)
Career: Same

Free Throw Attempts
Season: 2 at Creighton (12/7)
Career: Same

Assists
Season: None
Career: Same

Steals
Season: None
Career: Same

Blocks
Season: 1 at Creighton (12/7)
Career: Same

Minutes Played
Season: 3 at Creighton (12/7)
Career: Same

#1 KEVIN CROSS

Points
Season: 19 vs. Southern Utah (11/9)
Career: Same

Rebounds
Season: 8 vs. Washington State (11/25)
Career: Same

Field Goals
Season: 8 vs. Southern Utah (11/9)
Career: Same

Field Goal Attempts
Season: 15 vs. Southern Utah (11/9)
Career: Same

3-Point Field Goals
Season: 2 vs. Washington State (11/25)
Career: Same

3-Point Field Goal Attempts
Season: 6 vs. UC Riverside (11/5)
Career: Same

Free Throws
Season: 3 vs. Rutgers (1/4)
Career: Same

Free Throw Attempts
Season: 3 vs. Rutgers (1/4)
Career: Same

Assists
Season: 3 vs. Purdue (12/15); vs. TAMU-CC (12/29)
Career: Same

Steals
Season: 1 vs. Purdue (12/15); vs. TAMU-CC (12/29)
Career: Same

Blocks
Season: 2 vs. SDSU (11/15); vs. Washington State (11/25)
Career: Same

Minutes Played
Season: 36 vs. Southern Utah (11/9)
Career: Same

#3 CAM MACK

Points
Season: 24 vs. SDSU (11/15)
Career: Same

Rebounds
Season: 10 vs. Purdue (12/15)
Career: Same

Field Goals
Season: 8 vs. SDSU (11/15)
Career: Same

Field Goal Attempts
Season: 14 three times, last at Indiana (12/13)
Career: Same

3-Point Field Goals
Season: 3 four times, last vs. North Dakota (12/21)
Career: Same

3-Point Field Goal Attempts
Season: 8 at Indiana (12/13)
Career: Same

Free Throws
Season: 6 vs. Washington State (11/25)
Career: Same

Free Throw Attempts
Season: 11 vs. Washington State (11/25)
Career: Same

Assists
Season: 12 vs. Purdue (12/15)
Career: Same

Steals
Season: 3 three times, last vs. TAMU-CC (12/29)
Career: Same

Blocks
Season: 2 three times, last vs. Purdue (12/15)
Career: Same

Minutes Played
Season: 45 at Indiana (12/13)
Career: Same

#11 DACHON BURKE JR.

Points
Season: 25 at Indiana (12/13)
Career: Same

Rebounds
Season: 7 vs. SDSU (11/15); vs. Purdue (12/15)
Career: Same

Field Goals
Season: 9 at Indiana (12/13)
Career: Same

Field Goal Attempts
Season: 13 five times, last vs. TAMU-CC (12/29)
Career: Same

3-Point Field Goals
Season: 4 at Indiana (12/13); vs. Purdue (12/15)
Career: Same

3-Point Field Goal Attempts
Season: 8 at Indiana (12/13)
Career: Same

Free Throws
Season: 6 vs. SDSU (11/15)
Career: Same

Free Throw Attempts
Season: 9 vs. SDSU (11/15)
Career: Same

Assists
Season: 2 five times, last vs. Purdue (12/15)
Career: Same

Steals
Season: 5 vs. George Mason (11/26)
Career: Same

Blocks
Season: 3 vs. TAMU-CC (12/29)
Career: Same

Minutes Played
Season: 40 at Indiana (12/13)
Career: Same

#22 HAANIF CHEATHAM

Points
Season: 26 vs. South Florida (11/27/19)
Career: Same

Rebounds
Season: 11 at Georgia Tech (12/4)
Career: Same

Field Goals
Season: 9 vs. South Florida (11/27/19)
Career: Same

Field Goal Attempts
Season: 15 at Indiana (12/13)
Career: Same

3-Point Field Goals
Season: 2 four times, last vs. Rutgers (1/4)
Career: Same

3-Point Field Goal Attempts
Season: 6 at Indiana (12/13)
Career: Same

Free Throws
Season: 9 vs. South Florida (11/27/19)
Career: Same

Free Throw Attempts
Season: 11 vs. South Florida (11/27/19)
Career: Same

Assists
Season: 4 vs. Purdue (12/15)
Career: Same

Steals
Season: 2 four times, last vs. TAMU-CC (12/29)
Career: Same

Blocks
Season: 1 vs. Southern Utah (11/9); vs. SDSU (11/15)
Career: Same

Minutes Played
Season: 41 at Indiana (12/13)
Career: Same

#23 JERVAY GREEN

Points
Season: 22 vs. Southern (11/22)
Career: Same

Rebounds
Season: 8 vs. So. Utah (11/9); vs. Washington State (11/25)
Career: Same

Field Goals
Season: 7 vs. Southern (11/22)
Career: Same

Field Goal Attempts
Season: 18 vs. Southern Utah (11/9)
Career: Same

3-Point Field Goals
Season: 4 vs. Southern (11/22)
Career: Same

3-Point Field Goal Attempts
Season: 10 at Georgia Tech (12/4)
Career: Same

Free Throws
Season: 4 vs. Southern Utah (11/9); vs. Southern (11/22)
Career: Same

Free Throw Attempts
Season: 7 vs. Southern (11/22)
Career: Same

Assists
Season: 6 vs. Southern (11/22)
Career: Same

Steals
Season: 3 vs. Southern Utah (11/9)
Career: Same

Blocks
Season: 3 vs. UC Riverside (11/5)
Career: Same

Minutes Played
Season: 46 vs. Southern Utah (11/9)
Career: Same

#24 YVAN QUEDRAOGO

Points
Season: 11 vs. Southern (11/22); vs. TAMU-CC (12/29)
Career: Same

Rebounds
Season: 14 vs. TAMU-CC (12/29)
Career: Same

Field Goals
Season: 4 vs. UC Riverside (11/5); at Indiana (12/13)
Career: Same

Field Goal Attempts
Season: 11 at Indiana (12/13)
Career: Same

3-Point Field Goals
Season: None
Career: Same

3-Point Field Goal Attempts
Season: None
Career: Same

Free Throws
Season: 5 vs. Southern (11/22); vs. TAMU-CC (12/29)
Career: Same

Free Throw Attempts
Season: 7 vs. Southern (11/22); vs. TAMU-CC (12/29)
Career: Same

Assists
Season: 2 vs. SDSU (11/15)
Career: Same

Steals
Season: 2 vs. UC Riverside (11/5); vs. George Mason (11/26)
Career: Same

Blocks
Season: 2 vs. George Mason (11/26)
Career: Same

Minutes Played
Season: 32 at Indiana (12/13)
Career: Same

#25 MATEJ KAVAS

Points
Season: 12 vs. North Dakota (12/21)
Career: Same

Rebounds
Season: 5 vs. TAMU-CC (12/29)
Career: Same

Field Goals
Season: 4 three times, last vs. TAMU-CC (12/29)
Career: Same

Field Goal Attempts
Season: 9 vs. TAMU-CC (12/29)
Career: Same

3-Point Field Goals
Season: 4 vs. North Dakota (12/21)
Career: Same

3-Point Field Goal Attempts
Season: 7 at Creighton (12/7)
Career: Same

Free Throws
Season: 5 vs. George Mason (11/26)
Career: Same

Free Throw Attempts
Season: 6 vs. George Mason (11/26)
Career: Same

Assists
Season: 1 six times, last vs. TAMU-CC (12/29)
Career: Same

Steals
Season: 1 three times, last vs. TAMU-CC (12/29)
Career: Same

Blocks
Season: 1 vs. Southern (11/22)
Career: Same

Minutes Played
Season: 25 vs. UC Riverside (11/5)
Career: Same

NEBRASKA SEASON/CAREER BESTS

#30 CHARLIE EASLEY

Points

Season: 5 vs. Rutgers (1/4)

Career: Same

Rebounds

Season: 1 vs. UC Riverside (11/5); vs. Purdue (12/15)

Career: Same

Field Goals

Season: 2 at Creighton (12/7)

Career: Same

Field Goal Attempts

Season: 2 at Creighton (12/7); vs. Rutgers (1/4)

Career: Same

3-Point Field Goals

Season: 1 vs. TAMU-CC (12/29)

Career: Same

3-Point Field Goal Attempts

Season: 3 vs. TAMU-CC (12/29)

Career: Same

Free Throws

Season: 3 vs. Rutgers (1/4)

Career: Same

Free Throw Attempts

Season: 3 vs. Rutgers (1/4)

Career: Same

Assists

Season: 1 at Creighton (12/7)

Career: Same

Steals

Season: 1 vs. Rutgers (1/4)

Career: Same

Blocks

Season: None

Career: Same

Minutes Played

Season: 10 vs. Purdue (12/15)

Career: Same

#34 THORIR THORBJARNARSON

Points

Season: 17 at Indiana (12/13)

Career: same

Rebounds

Season: 7 at Georgia Tech (12/4)

Career: 10 vs. Wisconsin (1/29/18)

Field Goals

Season: 7 at Indiana (12/13)

Career: same

Field Goal Attempts

Season: 12 at Indiana (12/13)

Career: same

3-Point Field Goals

Season: 4 at Creighton (12/7)

Career: same

3-Point Field Goal Attempts

Season: 6 vs. Purdue (12/15)

Career: same

Free Throws

Season: 5 vs. Purdue (12/15)

Career: same

Free Throw Attempts

Season: 6 vs. Purdue (12/15)

Career: same

Assists

Season: 5 vs. Rutgers (1/4)

Career: same

Steals

Season: 4 vs. TAMU-CC (12/29)

Career: 5 vs. Maryland (3/14/19)

Blocks

Season: 1 vs. Southern (11/22)

Career: 2 vs. Iowa (3/10/19)

Minutes Played

Season: 41 at Indiana (12/13)

Career: same



#0 AKOL AROP | 6-6 | 195 | Fr. | F | Omaha, Neb.

CAREER STATS

Year	GP	GS	Total										Rebounds												
			Min	Avg	FG	FGA	Pct	3FG	3FGA	Pct	FT	FTA	Pct	Off	Def	Tot	Avg	PF	FO	Ast	TO	Blk	Stl	Pts	Avg
2019-20	7	0	10	1.4	0	2	.000	0	1	.000	2	2	1.000	0	7	7	1.0	0	0	0	2	1	0	2	0.3
TOTAL	7	0	10	1.4	0	2	.000	0	1	.000	2	2	1.000	0	7	7	1.0	0	0	0	2	1	0	2	0.3

2019-20 GAME BY GAME

Opponent	Date	GS	Min	TOTAL			3-PTS			REBOUNDS			PF	FO	A	TO	Blk	Stl	Pts	Avg				
				FG	FGA	Pct	3FG	3FGA	Pct	FT	FTA	Pct									Off	Def	Tot	Avg
UC Riverside	11/5/19	1	0	1	.000	0	1	.000	0	0	.000	0	1	1	1.0	0	0	0	0	0	0.0			
Southern Utah	11/9/19	DNP																						
South Dakota St.	11/15/19	1	0	0	.000	0	0	.000	0	0	.000	0	1	1	1.0	0	0	0	0	0	0.0			
Southern	11/22/19	DNP																						
vs. Washington State	11/25/19	DNP																						
vs. George Mason	11/26/19	DNP																						
vs. South Florida	11/27/19	DNP																						
at Georgia Tech	12/04/19	1	0	0	.000	0	0	.000	0	0	.000	0	0	0	0.7	0	0	0	0	0	0.0			
at Creighton	12/7/19	3	0	1	.000	0	0	.000	2	2	1.000	0	4	4	1.5	0	0	0	1	1	0	2	0.5	
at Indiana	12/13/19	0+	0	0	.000	0	0	.000	0	0	.000	0	0	0	1.2	0	0	0	0	0	0	0	0.4	
Purdue	12/15/19	DNP																						
North Dakota	12/21/19	DNP																						
TAMU-Corpus Christi	12/29/19	2	0	0	.000	0	0	.000	0	0	.000	0	1	1	1.2	0	0	0	1	0	0	0	0.3	
Rutgers	1/3/20	2	0	0	.000	0	0	.000	0	0	.000	0	0	0	1.0	0	0	0	0	0	0	0	0.3	
Totals		0	10	0	2	.000	0	1	.000	2	2	1.000	0	7	7	1.0	0	0	0	2	1	0	2	0.3

NOTING AROP

- True freshman who has seen limited duty during the first half of the year
- Played the final two minutes against Rutgers
- Grabbed a rebound in the final two minutes against Texas A&M-Corpus Christi
- Was used as a defensive sub against Indiana late in the game
- Earned his most extensive time against Creighton, totaling two points, four rebounds and a blocked shot in four minutes
- Played the final minute against Georgia Tech
- Had a rebound in a minute of work against South Dakota State
- Grabbed a rebound in his collegiate debut against UC Riverside
- 2019 Gatorade Player of the Year in Nebraska who averaged 19.4 points, 10.9 rebounds and 2.6 blocks per game as a senior at Omaha Creighton Prep High School
 - First-team all-state selection by the Omaha World-Herald and Lincoln Journal Star after recording 19 double-doubles as a senior
- Totaled 1,268 points on 66 percent shooting, 733 rebounds and 162 blocks in three seasons at Creighton Prep
- Was AAU teammates with fellow Husker freshmen Jace Piatkowski, Charlie Easley and Bret Porter
- One of nine kids in the family, including older brother, Aguek, who plays basketball at San Diego State

MISC. STATS

Category	2019-20	Career
Double-Figure Scoring	0	0
Double-Figure Rebounding	0	0
Double-Figure Assists	0	0
Double-Doubles	0	0
Led NU in Scoring	0	0
Led NU in Rebounding	0	0
Led NU in Assists	0	0
20+ Point Games	0	0
30+ Point Games	0	0

TOP PERFORMANCES OF 2019-20

Category	No.	Opponent (Date)
Points	2	at Creighton (12/7/19)
Rebounds	4	at Creighton (12/7/19)
	1	Texas A&M-CC (12/29/19)
	1	UC Riverside (11/5/19)
	1	South Dakota State (11/15/19)
Assists	NA	


#1 KEVIN CROSS | 6-8 | 240 | Fr. | F | Little Rock, Ark.

CAREER STATS

Year	GP	GS	Total										Rebounds												
			Min	Avg	FG	FGA	Pct	3FG	3FGA	Pct	FT	FTA	Pct	Off	Def	Tot	Avg	PF	FO	Ast	TO	Blk	Stl	Pts	Avg
2019-20	14	0	264	18.9	38	99	.384	10	43	.233	10	19	.526	19	41	60	4.3	20	0	15	17	6	2	96	6.9
TOTAL	14	0	264	18.9	38	99	.384	10	43	.233	10	19	.526	19	41	60	4.3	20	0	15	17	6	2	96	6.9

2019-20 GAME BY GAME

Opponent	Date	GS	Min	TOTAL			3-PTS			REBOUNDS			PF	FO	A	TO	Blk	Stl	Pts	Avg				
				FG	FGA	Pct	3FG	FGA	Pct	FT	FTA	Pct									Off	Def	Tot	Avg
UC Riverside	11/05/19	14	1	10	.100	1	6	.167	1	2	.500	3	0	3	3.0	2	0	0	0	4	4.0			
Southern Utah	11/09/19	36	8	15	.533	1	3	.333	2	2	1.000	3	2	5	4.0	1	0	2	1	0	19	11.5		
South Dakota St.	11/15/19	17	4	5	.800	1	1	1.000	1	1	1.000	0	2	2	3.3	4	0	0	1	2	0	10	11.0	
Southern	11/22/19	23	4	6	.667	0	2	.000	0	2	.000	0	1	1	2.8	0	0	2	0	0	8	10.3		
vs. Washington St.	11/25/19	26	6	8	.750	2	4	.500	0	2	.000	0	8	8	3.8	0	0	1	3	2	0	14	11.0	
vs. George Mason	11/26/19	20	4	8	.500	3	5	.600	0	0	.000	1	4	5	4.0	1	0	1	2	1	0	11	11.0	
vs. South Florida	11/27/19	16	0	5	.000	0	2	.000	0	0	.000	0	1	1	3.6	0	0	1	1	0	0	0	9.4	
at Georgia Tech	12/04/19	17	1	6	.167	0	3	.000	0	0	.000	1	4	5	3.8	1	0	1	2	0	0	2	8.5	
at Creighton	12/7/19	10	0	3	.000	0	2	.000	0	2	.000	0	1	1	3.4	1	0	0	1	0	0	0	7.6	
at Indiana	12/13/19	13	1	3	.333	0	2	.000	1	2	.500	3	4	7	3.8	2	0	2	0	0	0	3	7.1	
Purdue	12/15/19	23	3	8	.375	1	4	.250	0	0	.000	1	6	7	4.1	1	0	3	1	0	1	7	7.1	
North Dakota	12/21/19	15	3	9	.333	1	4	.250	2	3	.667	3	2	5	4.2	4	0	1	3	0	0	9	7.3	
TAMU-Corpus Christi	12/29/19	15	1	4	.250	0	1	.000	0	0	.000	2	4	6	4.3	2	0	3	1	0	1	2	6.8	
Rutgers	1/3/20	19	2	9	.222	0	4	.000	3	3	1.000	2	2	4	4.3	1	0	0	0	0	0	7	6.9	
Totals		0	264	38	99	.384	10	43	.233	10	19	.526	19	41	60	4.3	20	0	15	17	6	2	96	6.9

NOTING CROSS

- True freshman who is splitting time at center and can step out to 3-point range
- Tallied seven points and four boards in 19 minutes off the bench against Rutgers
- Turned in a solid effort against Texas A&M-CC with six rebounds and three assists in 15 minutes of work
- Came off the bench to score nine points and grab five rebounds against North Dakota
- Finished with seven points, seven rebounds and three assists in a win over Purdue
- Had three points, but chipped in seven rebounds and two assists at Indiana
- Totaled 11 points - all in the second half - and tied for team high with five rebounds against George Mason
- Finished with 14 points on 6-of-8 shooting and a season-high eight rebounds in a win over Washington State
- Scored all eight points of his in the second half against Southern and added two assists in the overtime win
- Came off the bench with 10 points on 4-of-5 shooting in 17 minutes against South Dakota State
- Led Nebraska with 19 points on 8-of-15 shooting against Southern Utah, as his 19 points were the most by a Husker freshman since 2013
- Two-time all-state performer at Mills University Studies High School helping his team to state runner-up finishes in 2018 and 2019
- Averaged 18 points, 10 rebounds and two assists per game as a senior, earning second-team all-state (all classes) recognition by the Arkansas Democrat Gazette

MISC. STATS

Category	2019-20	Career
Double-Figure Scoring	4	4
Double-Figure Rebounding	0	0
Double-Figure Assists	0	0
Double-Doubles	0	0
Led NU in Scoring	1	1
Led NU in Rebounding	2	2
Led NU in Assists	0	0
20+ Point Games	0	0
30+ Point Games	0	0

TOP PERFORMANCES OF 2019-20

Category	No.	Opponent (Date)
Points	19	Southern Utah (11/9/19)
	14	vs. Washington State (11/25/19)
	11	vs. George Mason (11/26/19)
Rebounds	8	vs. Washington State (11/25/19)
	7	at Indiana (12/13/19)
	7	Purdue (12/15/19)
Assists	3	Purdue (12/15/19)
	3	Texas A&M-CC (12/29/19)
	2	at Indiana (12/13/19)
	2	Southern (11/22/19)



#3 CAM MACK | 6-2 | 175 | So. | G | Austin, Texas

CAREER STATS

Year	GP	GS	Total										Rebounds												
			Min	Avg	FG	FGA	Pct	3FG	3FGA	Pct	FT	FTA	Pct	Off	Def	Tot	Avg	PF	FO	Ast	TO	Blk	Stl	Pts	Avg
2019-20	14	12	485	34.6	61	141	.433	20	54	.370	35	59	.593	16	50	66	4.7	38	1	91	40	4	21	177	12.6
TOTAL	14	12	485	34.6	61	141	.433	20	54	.370	35	59	.593	16	50	66	4.7	38	1	91	40	4	21	177	12.6

2019-20 GAME BY GAME

Opponent	Date	GS	Min	TOTAL			3-PTS			REBOUNDS				PF	FO	A	TO	Blk	Stl	Pts	Avg				
				FG	FGA	Pct	3FG	FGA	Pct	FT	FTA	Pct	Off									Def	Tot	Avg	
UC Riverside	11/05/19	*	32	4	13	.308	2	5	.400	1	2	.500	3	6	9	9.0	1	0	3	2	0	0	11	11.0	
Southern Utah	11/09/19	*	42	5	14	.357	0	6	.000	3	6	.500	1	6	7	8.0	2	0	11	3	1	2	13	12.0	
South Dakota St.	11/15/19	*	35	8	14	.571	3	6	.500	5	7	.714	1	1	2	6.0	2	0	4	1	0	3	24	16.0	
Southern	11/22/19	*	36	6	11	.545	0	0	.000	4	7	.571	1	1	2	5.0	3	0	8	3	0	1	16	16.0	
vs Washington St.	11/25/19	*	37	2	8	.250	0	2	.000	6	11	.545	1	7	8	5.6	5	1	6	5	0	3	10	14.8	
vs George Mason	11/26/19	*	30	4	9	.444	1	3	.333	0	0	.000	1	1	2	5.0	4	0	3	4	0	0	9	13.8	
vs. South Florida	11/27/19	*	27	2	5	.400	0	0	.000	1	2	.500	1	3	4	4.9	1	0	7	1	0	2	5	12.6	
at Georgia Tech	12/04/19	*	35	4	11	.364	1	3	.333	2	4	.500	1	1	2	4.5	4	0	6	3	1	1	11	12.4	
at Creighton	12/7/19	*	30	4	9	.444	1	3	.333	3	5	.600	0	2	2	4.2	3	0	3	2	1	1	12	12.3	
at Indiana	12/13/19	*	45	5	14	.357	3	8	.375	2	2	1.000	0	3	3	4.1	3	0	10	4	0	2	15	12.6	
Purdue	12/15/19	*	35	4	7	.571	3	4	.750	0	0	.000	2	8	10	4.6	2	0	12	3	1	1	11	12.5	
North Dakota	12/21/19	*	38	7	9	.778	3	5	.600	2	4	.500	2	5	7	4.8	4	0	7	5	0	1	19	13.0	
TAMU-Corpus Christi	12/29/19	*	31	3	9	.333	1	4	.250	3	4	.750	0	3	3	4.7	1	0	5	2	0	3	10	12.8	
Rutgers	1/3/20	*	32	3	8	.375	2	5	.400	3	5	.600	2	3	5	4.7	3	0	6	2	0	1	11	12.6	
Totals			12	485	61	141	.433	20	54	.370	35	59	.593	16	50	66	4.7	38	1	91	40	4	21	177	12.6

NOTING MACK

- Junior college transfer who has emerged as the Huskers' starting point guard
- Finished with 11 points, six assists and five boards against Rutgers
- Had 10 points, five assists and three steals in the win over Texas A&M-Corpus Christi
- Totaled a team-high 19 points along with seven rebounds and seven assists against North Dakota
- Recorded the first triple-double in school history against Purdue with 11 points, 12 assists and 10 rebounds and is the first Husker in at least 30 years with a points-assists double-double in consecutive games
- Shined against Indiana with a double-double, finishing with 15 points, including a trio of 3-pointers, and 10 assists
- Came off the bench with 12 points and three assists at Creighton
- Finished with 11 points and six assists in the loss at Georgia Tech
- Came off the bench in the win over South Florida and had seven assists and five points in 27 minutes
- Nearly posted his second double-double of the season with 10 points, eight rebounds and six assists vs. Washington State
- Finished with 16 points and eight assists in the win over Southern
- Posted his first 20-point game with 24 points, four assists and three steals in the win over South Dakota State
- Dished out 11 assists - the most by a Husker since 2010 - while scoring 13 points and snaring seven rebounds against Southern Utah
- Nearly posted a double-double in his Husker debut with 11 points and nine rebounds against UC Riverside
- Rated as the top point guard and No. 3 overall JC player in the country according to JUCORecruiting.com
- Garnered first-team All-Region 18 honors at Salt Lake Community College, averaging 19.1 points, 7.6 assists, 5.9 rebounds and 2.4 steals per game in 2018-19
- Ranked fifth nationally in NJCAA in assists per game while finishing 24th nationally in steals per game
- Totaled five 30-point games and had 10-or-more assists nine times in his year at the school
- Led Christian Life Preparatory High School to a Texas Christian Athletic League Class 4A state championship as a senior, averaging 24.5 points, 2.5 rebounds, 1.5 steals and 1.2 assists per game

MISC. STATS

Category	2019-20	Career
Double-Figure Scoring	12	12
Double-Figure Rebounding	1	1
Double-Figure Assists	3	3
Double-Doubles	3	3
Triple-Doubles	1	1
Led NU in Scoring	3	3
Led NU in Rebounding	4	4
Led NU in Assists	13	13
20+ Point Games	1	1
30+ Point Games	0	0

TOP PERFORMANCES OF 2019-20

Category	No.	Opponent (Date)
Points	24	South Dakota State (11/15/19)
	19	North Dakota (12/21/19)
	16	Southern (11/22/19)
Rebounds	10	Purdue (12/15/19)
	9	UC Riverside (11/5/19)
	8	vs. Washington State (11/25/19)
Assists	12	Purdue (12/15)
	11	Southern Utah (11/9/19)
	10	at Indiana (12/13/19)



#11 DACHON BURKE JR. | 6-4 | 180 | Jr. | G | Orange, N.J.

CAREER STATS

Year	GP	GS	Total										Rebounds				PF	FO	Ast	TO	Blk	Stl	Pts	Avg	
			Min	Avg	FG	FGA	Pct	3FG	3FGA	Pct	FT	FTA	Pct	Off	Def	Tot									Avg
2016-17*	33	17	755	22.9	95	226	.420	14	44	.318	47	64	.734	49	79	128	3.9	74	4	24	58	11	51	251	7.6
2017-18*	32	32	1044	32.6	210	458	.459	44	130	.338	98	156	.628	59	125	184	5.8	81	0	80	86	16	67	562	17.6
2019-20	14	14	392	28.0	61	156	.391	19	58	.328	29	54	.537	15	42	57	4.1	23	0	17	16	12	21	170	12.1
TOTAL	14	14	392	28.0	61	156	.391	19	58	.328	29	54	.537	15	42	57	4.1	23	0	17	16	12	21	170	12.1
<i>All*</i>	<i>79</i>	<i>63</i>	<i>2191</i>	<i>27.7</i>	<i>366</i>	<i>840</i>	<i>.436</i>	<i>77</i>	<i>232</i>	<i>.332</i>	<i>174</i>	<i>274</i>	<i>.635</i>	<i>123</i>	<i>246</i>	<i>369</i>	<i>4.7</i>	<i>178</i>	<i>4</i>	<i>121</i>	<i>160</i>	<i>39</i>	<i>139</i>	<i>983</i>	<i>12.4</i>

2019-20 GAME BY GAME

Opponent	Date	GS	Min	TOTAL			3-PTS			REBOUNDS				PF	FO	A	TO	Blk	Stl	Pts	Avg				
				FG	FGA	Pct	3FG	FGA	Pct	FT	FTA	Pct	Off									Def	Tot	Avg	
UC Riverside	11/05/19	*	23	2	7	.286	0	3	.000	3	4	.750	0	2	2	2.0	0	0	0	2	1	1	7	7.0	
Southern Utah	11/09/19	*	33	4	10	.400	1	4	.250	4	4	1.000	0	4	4	3.0	4	0	2	1	1	1	13	10.0	
South Dakota State	11/15/19	*	28	5	13	.385	1	4	.250	6	9	.667	3	4	7	4.3	2	0	1	0	0	1	17	12.3	
Southern	11/22/19	*	17	3	6	.500	2	3	.667	1	6	.167	1	2	3	4.0	1	0	1	0	2	0	9	11.5	
vs Washington St.	11/25/19	*	29	5	13	.385	1	2	.500	3	4	.750	1	4	5	4.2	0	0	2	0	0	1	14	12.0	
vs George Mason	11/26/19	*	31	5	12	.417	2	5	.400	2	4	.500	0	2	2	3.8	1	0	1	4	1	5	14	12.3	
vs. South Florida	11/27/19	*	31	8	11	.727	3	5	.600	2	4	.500	1	3	4	3.9	2	0	1	1	1	0	21	13.6	
at Georgia Tech	12/04/19	*	20	1	9	.111	1	5	.200	1	2	.500	0	1	1	3.5	1	0	1	0	0	0	4	12.4	
at Creighton	12/7/19	*	29	4	12	.333	0	2	.000	1	3	.333	1	6	7	3.9	2	0	2	2	0	2	9	12.0	
at Indiana	12/13/19	*	40	9	16	.563	4	8	.500	3	4	.750	0	1	1	3.6	4	0	2	2	0	2	25	13.3	
Purdue	12/15/19	*	32	7	13	.538	4	7	.571	0	1	.000	1	6	7	3.9	3	0	2	1	1	2	18	13.7	
North Dakota	12/21/19	*	32	5	12	.417	0	2	.000	0	1	.000	1	2	3	3.8	1	0	1	0	0	3	10	13.4	
TAMU-Corpus Christi	12/29/19	*	21	1	13	.077	0	4	.000	2	4	.500	2	4	6	4.0	1	0	0	1	3	2	4	12.7	
Rutgers	1/3/20	*	26	2	9	.222	0	4	.000	1	4	.250	4	1	5	4.1	1	0	1	2	2	1	5	12.1	
Totals			14	392	61	156	.391	19	58	.328	29	54	.537	15	42	57	4.1	23	0	17	16	12	21	170	12.1

NOTING BURKE

- Has started all 14 games as Nebraska has utilized a four-guard lineup
- Had five points, five rebounds and two blocked shots against Rutgers
- Held to just four points, but grabbed six rebounds and blocked a season-high three shots vs. Texas A&M-CC
- Finished with 10 points, three rebounds and three steals vs. North Dakota
- Led Nebraska with 18 points, including 4-of-7 from 3-point range, and seven rebounds in a win over Purdue
- Scored a season-high 25 points at Indiana, including a game-tying 3-pointer with 1.0 second left in regulation, as went 9-of-16 from the field and had four 3-pointers
- Nearly had a double-double with nine points and a season-high seven boards at Creighton
- Enjoyed a strong performance at the Cayman Islands Classic, averaging 16.3 points per game on 50 percent shooting, 3.7 steals and 2.0 steals per game
- Totaled a season-high 21 points on 8-of-11 shooting including two crucial 3-pointers after South Florida pulled within one in the second half
- Totaled 14 points - including Nebraska's first 12 points - and a season-high five steals in the loss to George Mason
- Had 14 points and five rebounds in the win over Washington State
- Finished with nine points and two blocked shots in the overtime win over Southern
- Tallied a season-high 17 points and seven boards in 28 minutes of work against South Dakota State
- Reached double figures for the first time at Nebraska with 13 points and four rebounds vs. Southern Utah
- Sat out the 2018-19 season after transferring from Robert Morris
- Earned second-team All-Northeast Conference honors in 2017-18, averaging 17.6 points, 5.8 rebounds and 2.1 assists per game, as he led the NEC in steals and was fourth in scoring
- Four-time conference player of the week who reached double figures 30 times as a sophomore

MISC. STATS

Category	2019-20	Career*
Double-Figure Scoring	8	49
Double-Figure Rebounding	0	3
Double-Figure Assists	0	0
Double-Doubles	0	3
Led NU in Scoring	3	3
Led NU in Rebounding	2	2
Led NU in Assists	0	0
20+ Point Games	2	12
30+ Point Games	0	0

*Includes Robert Morris

TOP PERFORMANCES OF 2019-20

Category	No.	Opponent (Date)
Points	25	at Indiana (12/13/19)
	21	vs. South Florida (11/27/19)
	18	Purdue (12/15/19)
	17	South Dakota State (11/15/19)
Rebounds	7	Purdue (12/15/19)
	7	South Dakota State (11/15/19)
	7	at Creighton (12/7/19)
	5	vs. Washington State (11/25/19)
Assists	2	Purdue (12/15/19)
	2	Southern Utah (11/9/19)
	2	vs. Washington State (11/25/19)
	2	at Creighton (12/7/19)
2	at Indiana (12/13/19)	



#22 HAANIF CHEATHAM | 6-5 | 195 | Sr. | G | Fort Lauderdale, Fla.

CAREER STATS

Year	GP	GS	Min	Avg	Total					Rebounds					PF	FO	Ast	TO	Blk	Stl	Pts	Avg			
					FG	FGA	Pct	3FG	3FGA	Pct	FT	FTA	Pct	Off									Def	Tot	Avg
2015-16*	33	33	974	29.5	131	268	.489	29	75	.387	100	122	.820	13	98	111	3.4	67	1	73	88	1	34	391	11.8
2016-17*	32	25	814	25.4	93	203	.458	13	40	.325	79	103	.767	22	101	123	3.8	49	0	71	51	4	23	278	8.7
2017-18*	5	5	131	26.2	16	37	.432	5	13	.385	4	7	.571	2	12	14	2.8	7	0	7	8	0	5	41	8.2
2018-19*	10	10	273	27.3	49	108	.454	8	22	.364	26	40	.650	4	44	48	4.8	12	0	19	24	2	12	132	13.2
2019-20	14	14	468	33.4	67	128	.523	11	33	.333	41	60	.683	6	56	62	4.4	20	0	20	15	4	13	186	13.3
TOTAL	14	14	468	33.4	67	128	.523	11	33	.333	41	60	.683	6	56	62	4.4	20	0	20	15	4	13	186	13.3
<i>All*</i>	<i>94</i>	<i>87</i>	<i>2660</i>	<i>28.3</i>	<i>356</i>	<i>744</i>	<i>.478</i>	<i>66</i>	<i>183</i>	<i>.361</i>	<i>250</i>	<i>332</i>	<i>.753</i>	<i>47</i>	<i>311</i>	<i>358</i>	<i>3.8</i>	<i>155</i>	<i>1</i>	<i>190</i>	<i>186</i>	<i>11</i>	<i>87</i>	<i>1028</i>	<i>10.9</i>

2019-20 GAME BY GAME

Opponent	Date	GS	Min	TOTAL			3-PTS			REBOUNDS			PF	FO	A	TO	Blk	Stl	Pts	Avg					
				FG	FGA	Pct	3FG	FGA	Pct	FT	FTA	Pct									Off	Def	Tot	Avg	
UC Riverside	11/05/19	*	26	0	3	.000	0	2	.000	1	2	.500	0	2	2	2.0	0	0	3	1	0	1	1	1.0	
Southern Utah	11/09/19	*	35	1	3	.333	0	0	.000	2	5	.400	0	5	5	3.5	3	0	1	1	1	2	4	2.5	
South Dakota St.	11/15/19	*	30	8	11	.727	0	2	.000	1	3	.333	1	5	6	4.3	1	0	3	1	1	0	17	7.3	
Southern	11/22/19	*	34	2	5	.400	0	1	.000	1	3	.333	0	7	7	5.0	1	0	2	0	0	1	5	6.8	
vs. Washington St.	11/25/19	*	34	8	10	.800	2	3	.667	1	2	.500	1	6	7	5.4	3	0	0	3	0	0	19	9.2	
vs. George Mason	11/26/19	*	31	5	9	.556	2	4	.500	1	2	.500	0	1	1	4.7	0	0	0	0	0	1	13	9.8	
vs. South Florida	11/27/19	*	37	8	11	.727	1	1	1.000	9	11	.818	0	3	3	4.4	3	0	0	2	0	0	26	12.1	
at Georgia Tech	12/04/19	*	35	6	11	.545	0	1	.000	2	4	.500	2	9	11	5.3	2	0	2	3	0	2	14	12.4	
at Creighton	12/7/19	*	32	5	12	.417	0	2	.000	4	5	.800	1	4	5	5.2	1	0	1	1	0	0	14	12.6	
at Indiana	12/13/19	*	41	7	15	.467	2	6	.333	5	6	.833	0	6	6	5.3	2	0	3	0	0	0	21	13.4	
Purdue	12/15/19	*	36	4	11	.364	1	5	.200	0	0	.000	0	1	1	4.9	1	0	4	2	0	2	9	13.0	
North Dakota	12/21/19	*	33	4	7	.571	0	1	.000	2	2	1.000	0	2	2	4.7	2	0	0	1	1	1	10	12.8	
TAMU-Corpus Christi	12/29/19	*	30	4	8	.500	1	1	1.000	8	9	.889	0	3	3	4.5	0	0	0	0	1	2	17	13.1	
Rutgers	1/3/20	*	34	5	12	.417	2	4	.500	4	6	.667	1	2	3	4.4	1	0	1	0	0	1	16	13.3	
Totals			14	468	67	128	.523	11	33	.333	41	60	.683	6	56	62	4.4	20	0	20	15	4	13	186	13.3

• Cayman Islands Classic All-Tournament Team

NOTING CHEATHAM

- One of NU's most experienced players, as he has made 87 career starts and totaled over 1,000 career points in his college career
- Paced NU with 16 points and three rebounds against Rutgers
- Led Nebraska with 17 points, including 8-of-9 from the foul line, in the win over Texas A&M-CC
- Finished with nine points and a season-high four assists in the win over Purdue
- Came up big at Indiana, finishing with 21 points and six rebounds in a season-high 41 minutes of work
- Led NU with 14 points and added five boards at Creighton
- Recorded his first career double-double with 14 points and a career-high 11 rebounds at Georgia Tech
- Earned a spot on the Cayman Islands Classic All-Tournament team, averaging 19.3 points per game on 70 percent shooting along with 3.7 rebounds per game
- Scored a career-high 26 points in the win over South Florida, hitting 8-of-11 shots from the field and 9-of-11 from the foul line.
- Led NU with 19 points on 8-of-10 shooting along with seven rebounds in the victory over Washington State
- Grabbed a team-high seven rebounds and had five points in the win over Southern
- Shined in the win over South Dakota State with 17 points on 8-of-11 shooting, six boards and three assists
- Spent the 2018-19 season at Florida Gulf Coast, averaging 13.2 points and 4.8 rebounds per game, as he reached double figures eight times in 10 games before missing the rest of the season with a shoulder injury
- Began his collegiate career at Marquette, where he spent two-plus seasons, and was named the team's best defensive player in 2015-16 and 2016-17
- Earned All-Big East Freshman team honors, averaging 11.8 points, 3.4 rebounds and 2.2 assists per game as he started all 33 games
- Was a top-100 recruit by all the major recruiting services at Pembroke Pines Charter High School, where he averaged 24.0 points, 5.0 rebounds and 3.0 assists per game

MISC. STATS

Category	2019-20	Career*
Double-Figure Scoring	11	55
Double-Figure Rebounding	1	1
Double-Figure Assists	0	0
Double-Doubles	1	1
Led NU in Scoring	6	6
Led NU in Rebounding	2	2
Led NU in Assists	1	1
20+ Point Games	2	10
30+ Point Games	0	0

*-Includes Marquette and Florida Gulf Coast

TOP PERFORMANCES OF 2019-20

Category	No.	Opponent (Date)
Points	26	vs. South Florida (11/27/19)
	21	at Indiana (12/13/19)
	19	vs. Washington State (11/25/19)
	17	South Dakota State (11/15/19)
	17	Texas A&M-CC (12/29/19)
Rebounds	11	at Georgia Tech (12/4/19)
	7	Southern (11/22/19)
	7	vs. Washington State (11/25/19)
Assists	4	Purdue (12/15/19)
	3	UC Riverside (11/5/19)
	3	South Dakota State (11/15/19)
	3	at Indiana (12/13/19)



#23 JERVAY GREEN | 6-3 | 210 | Jr. | G | Denver, Colo.

CAREER STATS

Year	GP	GS	Total										Rebounds												
			Min	Avg	FG	FGA	Pct	3FG	3FGA	Pct	FT	FTA	Pct	Off	Def	Tot	Avg	PF	FO	Ast	TO	Blk	Stl	Pts	Avg
2019-20	12	9	348	29.0	38	105	.362	18	60	.300	16	29	.552	12	42	54	4.5	28	1	30	24	5	14	110	9.2
TOTAL	12	9	348	29.0	38	105	.362	18	60	.300	16	29	.552	12	42	54	4.5	28	1	30	24	5	14	110	9.2

2019-20 GAME BY GAME

Opponent	Date	GS	Min	TOTAL			3-PTS			REBOUNDS			PF	FO	A	TO	Blk	Stl	Pts	Avg				
				FG	FGA	Pct	3FG	FGA	Pct	FT	FTA	Pct									Off	Def	Tot	Avg
UC Riverside	11/05/19	*	33	2	9	.222	1	5	.200	0	2	.000	1	1	2	2.0	5	1	2	3	3	2	5	5.0
Southern Utah	11/09/19	*	46	6	18	.333	2	8	.250	4	6	.667	2	6	8	5.0	2	0	1	2	1	3	18	11.5
South Dakota St.	11/15/19	*	24	3	7	.429	0	3	.000	0	0	.000	0	4	4	4.7	2	0	5	2	0	0	6	9.7
Southern	11/22/19	*	36	7	12	.583	4	6	.667	4	7	.571	1	3	4	4.5	2	0	6	3	0	2	22	12.8
vs. Washington St.	11/25/19	*	27	5	9	.556	3	5	.600	3	4	.750	2	6	8	5.2	3	0	2	1	0	0	16	13.4
vs. George Mason	11/26/19	*	24	1	7	.143	0	5	.000	0	0	.000	1	3	4	5.0	3	0	5	2	0	1	2	11.5
vs. South Florida	11/27/19	*	27	1	4	.250	1	3	.333	0	0	.000	0	3	3	4.7	1	0	0	3	0	0	3	10.3
at Georgia Tech	12/04/19	*	34	4	13	.308	3	10	.300	0	2	.000	1	4	5	4.8	3	0	2	3	0	1	11	10.4
at Creighton	12/7/19	*	32	3	8	.375	1	6	.167	3	5	.600	2	4	6	4.9	1	0	1	2	1	1	10	10.3
at Indiana	12/13/19																							
Purdue	12/15/19																							
North Dakota	12/21/19		16	1	2	.500	1	1	1.000	0	0	.000	0	4	4	4.8	1	0	2	0	0	0	3	9.6
TAMU-Corpus Christi	12/29/19		26	3	8	.375	0	2	.000	2	3	.667	1	2	3	4.6	3	0	2	2	0	2	8	9.5
Rutgers	1/3/20		23	2	8	.250	2	6	.333	0	0	.000	1	2	3	4.5	2	0	2	1	0	2	6	9.2
Totals		9	348	38	105	.362	18	60	.300	16	29	.552	12	42	54	4.5	28	1	30	24	5	14	110	9.2

NOTING GREEN

- Junior college transfer who has been an impact addition to the Husker backcourt
- Finished with six points, three boards and a pair of assists against Rutgers
- Had eight points, two assists, two steals and two rebounds in 26 minutes vs. Texas A&M-Corpus Christi
- Missed the Indiana and Purdue games because of a violation of team rules, but returned to action against North Dakota and had three points and four rebounds in 15 minutes
 - Had 10 points and six boards at Creighton
 - Finished with 11 points, including a trio of 3-pointers and five rebounds against Georgia Tech
 - Dished out five assists and grabbed four rebounds in the loss to George Mason
 - Totaled 16 points and tied for the team lead with eight rebounds in the win over Washington State
 - Keyed Nebraska's overtime win over Southern with a season-high 22 points, including four 3-pointers, along with six assists and four rebounds, as he scored six points in overtime
 - Turned in a solid all-around effort against South Dakota State with six points, five assists and four boards in 24 minutes
- Nearly totaled a double-double against Southern Utah with 18 points and eight boards in 46 minutes
- Rated as the top combo guard and No. 8 overall JC player in the country according to JUCORecruiting.com
- Spent two seasons at Western Nebraska Community College, where he totaled 1,278 points to rank second in school history, while also finishing in the top-10 on career charts for assists (fifth, 297), steals (seventh, 114) and 3-pointers (sixth, 134)
 - Earned NJCAA All-America honors as a sophomore, averaging 23.6 points, 5.7 rebounds and 5.3 assists per game
 - Region IX Co-Player of the Year finished eighth nationally in scoring and totaled six 30-point games in 2018-19
 - Third Western Nebraska CC product to play at NU, joining Bernard Garner, who played on a pair of postseason squads in the mid-1990s and Mike Peltz, who walked on the team during the 2012-13 and 2013-14 seasons
 - Attended George Washington High School in Denver where he averaged nearly 20 points, four rebounds, four assists and three steals for a team that went 25-3 and was the Class 5A runner-up as a senior
 - Set the school's single-game scoring record with 64 points, breaking the mark held by former NBA star Chauncey Billups.

MISC. STATS

Category	2019-20	Career
Double-Figure Scoring	4	4
Double-Figure Rebounding	0	0
Double-Figure Assists	0	0
Double-Doubles	0	0
Led NU in Scoring	1	1
Led NU in Rebounding	1	1
Led NU in Assists	2	2
20+ Point Games	1	1
30+ Point Games	0	0

TOP PERFORMANCES OF 2019-20

Category	No.	Opponent (Date)
Points	22	Southern (11/22/19)
	18	Southern Utah (11/9/19)
	16	vs. Washington State (11/25/19)
Rebounds	8	Southern Utah (11/9/19)
	8	vs. Washington State (11/25/19)
	6	at Creighton (12/7/19)
Assists	6	Southern (11/22/19)
	5	vs. George Mason (11/26/19)
	5	South Dakota State (11/15/19)



#24 YVAN OUEDRAOGO | 6-9 | 260 | Fr. | F | Bordeaux, France

CAREER STATS

Year	GP	GS	Total										Rebounds												
			Min	Avg	FG	FGA	Pct	3FG	3FGA	Pct	FT	FTA	Pct	Off	Def	Tot	Avg	PF	FO	Ast	TO	Blk	Stl	Pts	Avg
2019-20	14	14	291	20.8	33	79	.418	0	0	.000	18	39	.462	37	50	87	6.2	20	0	7	21	4	6	84	6.0
TOTAL	14	14	291	20.8	33	79	.418	0	0	.000	18	39	.462	37	50	87	6.2	20	0	7	21	4	6	84	6.0

2019-20 GAME BY GAME

Opponent	Date	GS	Min	TOTAL			3-PTS			REBOUNDS			PF	FO	A	TO	Blk	Stl	Pts	Avg					
				FG	FGA	Pct	3FG	FGA	Pct	FT	FTA	Pct									Off	Def	Tot	Avg	
UC Riverside	11/05/19	*	21	4	6	.667	0	0	.000	1	4	.250	0	3	3	3.0	1	0	1	1	2	9	9.0		
Southern Utah	11/09/19	*	14	1	6	.167	0	0	.000	0	0	.000	2	3	5	4.0	1	0	2	0	0	2	5.5		
South Dakota St.	11/15/19	*	21	3	7	.429	0	0	.000	0	1	.000	6	6	12	6.7	4	0	2	5	0	0	6	5.7	
Southern	11/22/19	*	22	3	4	.750	0	0	.000	5	7	.714	1	3	4	6.0	0	0	0	1	0	11	7.0		
vs. Washington St.	11/25/19	*	14	2	4	.500	0	0	.000	0	2	.000	1	0	1	5.0	1	0	0	2	0	0	4	6.4	
vs. George Mason	11/26/19	*	20	1	2	.500	0	0	.000	0	0	.000	3	2	5	5.0	1	0	0	1	2	2	2	5.7	
vs. South Florida	11/27/19	*	24	2	3	.667	0	0	.000	2	2	1.000	1	4	5	5.0	2	0	0	1	0	0	6	5.7	
at Georgia Tech	12/04/19	*	23	1	5	.200	0	0	.000	1	4	.250	4	3	7	5.3	0	0	1	2	0	1	3	5.4	
at Creighton	12/7/19	*	12	1	5	.200	0	0	.000	0	2	.000	1	2	3	5.0	1	0	0	1	0	0	2	5.0	
at Indiana	12/13/19	*	32	4	11	.364	0	0	.000	1	4	.250	5	5	10	5.5	4	0	1	2	0	1	9	5.4	
Purdue	12/15/19	*	17	3	6	.500	0	0	.000	0	0	.000	0	5	5	5.5	0	0	0	0	0	0	6	5.5	
North Dakota	12/21/19	*	25	3	10	.300	0	0	.000	3	6	.500	4	5	9	5.8	1	0	1	1	0	0	9	5.8	
TAMU-Corpus Christi	12/29/19	*	25	3	5	.600	0	0	.000	5	7	.714	6	8	14	6.4	3	0	1	2	0	0	11	6.2	
Rutgers	1/3/20	*	21	2	5	.400	0	0	.000	0	0	.000	3	1	4	6.2	1	0	0	1	0	0	4	6.0	
Totals			14	291	33	79	.418	0	0	.000	18	39	.462	37	50	87	6.2	20	0	7	21	4	6	84	6.0

NOTING OUEDRAOGO

- Freshman who doesn't turn 18 until following the Big Ten Tournament and is believed to be the youngest player in the Big Ten
- Finished with four points and four rebounds in 21 minutes against Rutgers
- Recorded his first double-double - and the first by a Husker freshman since 2013 - with 11 points and a career-high 14 rebounds against Texas A&M-Corpus Christi
- Came come to a double double with nine points and nine rebounds in 25 minutes vs. North Dakota
- Totaled six points and five rebounds in 16 minutes in the win over Purdue
- Nearly posted a double-double in his Big Ten debut, finishing with nine points and a team-high 10 boards in a career-high 33 minutes at Indiana
- Grabbed seven rebounds and added three points at Georgia Tech
- Totaled six points and a team-high five rebounds in the win over South Florida
- Reached double figures for the first time in his career with 11 points, including six in overtime, and four rebounds against Southern
- Grabbed a season-high 12 rebounds and scored six points in 21 minutes vs. South Dakota State
- Totaled nine points and five boards in his collegiate debut against UC Riverside
- Spent the summer playing for the French U-18 National Team, helping France to a 6-1 record and fifth-place finish at the European Championships
- Attended the National Institute of Sport, Expertise and Performance (INSEP), a program which produced Clint Capela, Boris Diaw and Tony Parker, among others
- Represented France in the 2018 FIBA U-16 European Championships, when he averaged 12.7 points and 9.7 rebounds per game to earn team MVP honors

MISC. STATS

Category	2019-20	Career
Double-Figure Scoring	2	2
Double-Figure Rebounding	3	3
Double-Figure Assists	0	0
Double-Doubles	1	1
Led NU in Scoring	0	0
Led NU in Rebounding	6	6
Led NU in Assists	0	0
20+ Point Games	0	0
30+ Point Games	0	0

TOP PERFORMANCES OF 2019-20

Category	No.	Opponent (Date)
Points	11	Texas A&M-CC (12/29/19)
	11	Southern (11/22/19)
	9	UC Riverside (11/5/19)
	9	at Indiana (12/13/19)
	9	North Dakota (12/21/19)
Rebounds	14	Texas A&M-CC (12/29/19)
	12	South Dakota State (11/15/19)
	10	at Indiana (12/13/19)
Blocks	2	vs. George Mason (11/26/19)
	1	UC Riverside (11/5/19)
	1	Southern (11/22/19)



#25 MATEJ KAVAS | 6-8 | 200 | Sr. | F | Ljubljana, Slovenia

CAREER STATS

Year	GP	GS	Total										Rebounds						PF	FO	Ast	TO	Blk	Stl	Pts	Avg
			Min	Avg	FG	FGA	Pct	3FG	3FGA	Pct	FT	FTA	Pct	Off	Def	Tot	Avg									
2016-17*	27	0	549	20.3	81	185	.438	42	104	.404	29	42	.690	11	68	79	2.9	51	2	15	23	9	6	233	8.6	
2017-18*	33	31	1038	31.5	171	361	.474	91	196	.464	68	86	.791	38	131	169	5.1	100	1	41	67	7	13	501	15.2	
2018-19*	24	16	555	23.1	82	179	.458	44	96	.458	38	48	.792	14	96	110	4.6	33	0	16	20	1	6	246	10.3	
2019-20	14	1	240	17.1	28	75	.373	16	52	.308	10	15	.667	1	17	18	1.3	18	0	8	8	1	3	82	5.9	
TOTAL	14	1	240	17.1	28	75	.373	16	52	.308	10	15	.667	1	17	18	1.3	18	0	8	8	1	3	82	5.9	
All*	98	48	2388	24.4	362	800	.453	193	448	.431	145	191	.759	64	312	376	3.8	202	3	80	118	18	28	1062	10.8	

2019-20 GAME BY GAME

Opponent	Date	GS	Min	TOTAL			3-PTS			REBOUNDS			PF	FO	A	TO	Blk	Stl	Pts	Avg				
				FG	FGA	Pct	3FG	FGA	Pct	FT	FTA	Pct									Off	Def	Tot	Avg
UC Riverside	11/05/19	25	3	5	.600	2	3	.667	2	3	.667	0	1	1	1.0	1	0	1	0	10	10.0			
Southern Utah	11/09/19	19	0	3	.000	0	2	.000	2	4	.500	0	2	2	1.5	2	0	0	0	2	6.0			
South Dakota St.	11/15/19	17	1	6	.167	0	4	.000	0	0	.000	0	3	3	2.0	1	0	0	1	2	4.7			
Southern	11/22/19	21	3	6	.500	3	6	.500	1	1	1.000	0	1	1	1.8	0	0	2	1	10	6.0			
vs. Washington St.	11/25/19	14	1	3	.333	0	1	.000	0	0	.000	0	0	0	1.4	2	0	0	0	2	5.2			
vs. George Mason	11/26/19	16	2	7	.286	1	4	.250	5	6	.833	0	2	2	1.5	2	0	2	0	10	6.0			
vs. South Florida	11/27/19	17	3	4	.750	0	0	.000	0	0	.000	0	0	0	1.3	0	0	1	0	6	6.0			
at Georgia Tech	12/04/19	12	0	3	.000	0	2	.000	0	0	.000	0	1	1	1.3	1	0	1	0	0	5.3			
at Creighton	12/7/19	24	4	8	.500	3	7	.429	0	0	.000	0	0	0	1.1	2	0	1	1	11	5.9			
at Indiana	12/13/19	10	0	3	.000	0	3	.000	0	0	.000	0	0	0	1.0	2	0	0	0	0	5.3			
Purdue	12/15/19	18	2	8	.250	0	4	.000	0	0	.000	0	3	3	1.2	0	0	1	1	0	4	5.2		
North Dakota	12/21/19	17	4	5	.800	4	5	.800	0	0	.000	0	0	0	1.1	1	0	0	0	12	5.8			
TAMU-Corpus Christi	12/29/19	18	4	9	.444	2	6	.333	0	1	.000	1	4	5	1.4	3	0	1	2	10	6.1			
Rutgers	1/3/20	12	1	5	.200	1	5	.200	0	0	.000	0	0	0	1.3	1	0	0	0	3	5.9			
Totals		1	240	28	75	.373	16	52	.308	10	15	.667	1	17	18	1.3	18	0	8	8	1	3	82	5.9

NOTING KAVAS

- Graduate transfer who is an excellent shooter and gives NU scoring punch off the bench
- Has three points on 1-of-5 shooting in 12 minutes against Rutgers
- Reached double figures for the second straight game with 10 points and a season-high five boards against Texas A&M-Corpus Christi
- Nearly rallied the Huskers back against North Dakota, hitting three of his four 3-pointers in the final eight minutes, including one which gave the Huskers a 71-69 lead, as he finished with a season-high 12 points on 4-of-5 shooting
- Set then-season highs in points (11) and 3-pointers (three) in 24 minutes at Creighton
- Made his first start as a Husker against South Florida, finishing with six points on 3-of-4 shooting in 17 minutes
- Had 10 points, two rebounds and two assists in the loss to George Washington
- Went over 1,000 career points with 10 points, including a trio of 3-pointers, in 21 minutes against Southern
- Reached double figures in his Husker debut with 10 points in 25 minutes against UC Riverside
- Spent four seasons at Seattle University before graduating in the summer of 2019, totaling nearly 1,000 points, including 177 3-pointers
- Was a preseason All-WAC pick before missing significant time with a shin injury in 2018-19, but still averaged 10.3 points and 4.6 rebounds per game while shooting 46 percent from 3-point range
 - Named second-team All-WAC as a sophomore, averaging 15.2 points, 5.1 rebounds and 1.2 assists per game while pacing the conference in both 3-point percentage (.464) and 3-pointers per game (2.8)
 - Was WAC Freshman of the Year in 2016-17, averaging 8.6 points per game while shooting 40 percent from 3-point range
 - His older brother (Andraz) plays professionally overseas after his college career at Harding (Ark.) University

MISC. STATS

Category	2019-20	Career*
Double-Figure Scoring	6	61
Double-Figure Rebounding	0	3
Double-Figure Assists	0	0
Double-Doubles	0	2
Led NU in Scoring	0	0
Led NU in Rebounding	0	0
Led NU in Assists	0	0
20+ Point Games	0	12
30+ Point Games	0	0

*Includes Seattle

TOP PERFORMANCES OF 2019-20

Category	No.	Opponent (Date)
Points	12	North Dakota (12/21/19)
	11	at Creighton (12/7/19)
	10	UC Riverside (11/5/19)
	10	Southern (11/22/19)
	10	vs. George Mason (11/26/19)
	10	Texas A&M-CC (12/29/19)
Rebounds	5	Texas A&M-CC (12/29/19)
	3	Purdue (12/15/19)
	3	South Dakota State (11/15/19)
Assists	2	vs. George Mason (11/26/19)



#30 CHARLIE EASLEY | 6-2 | 190 | Fr. | G | Lincoln, Neb.

CAREER STATS

Year	GP	GS	Total											Rebounds											
			Min	Avg	FG	FGA	Pct	3FG	3FGA	Pct	FT	FTA	Pct	Off	Def	Tot	Avg	PF	FO	Ast	TO	Blk	Stl	Pts	Avg
2019-20	10	0	33	3.3	4	8	.500	1	4	.250	5	7	.714	1	1	2	0.2	2	0	1	3	0	1	14	1.4
TOTAL	10	0	33	3.3	4	8	.500	1	4	.250	5	7	.714	1	1	2	0.2	2	0	1	3	0	1	14	1.4

2019-20 GAME BY GAME

Opponent	Date	GS	Min	TOTAL			3-PTS			REBOUNDS			PF	FO	A	TO	Blk	Stl	Pts	Avg				
				FG	FGA	Pct	3FG	FGA	Pct	FT	FTA	Pct									Off	Def	Tot	Avg
UC Riverside	11/05/19	1	0	0	0	.000	0	0	.000	0	0	.000	1	0	1	1.0	0	0	0	1	0	0	0	0.0
Southern Utah	11/9/19	DNP																						
South Dakota St.	11/15/19	1	0	0	0	.000	0	0	.000	0	2	.000	0	0	0	0.5	0	0	0	0	0	0	0	0.0
Southern	11/22/19	DNP																						
vs. Washington State	11/25/19	DNP																						
vs. George Mason	11/26/19	1	0	0	0	.000	0	0	.000	0	0	.000	0	0	0	0.3	0	0	0	0	0	0	0	0.0
vs. South Florida	11/27/19	DNP																						
at Georgia Tech	12/04/19	1	0	0	0	.000	0	0	.000	0	0	.000	0	0	0	0.3	0	0	0	1	0	0	0	0.0
at Creighton	12/7/19	4	2	2	1.000	0	0	.000	0	0	.000	0	0	0	0.2	0	0	1	0	0	0	0	4	0.8
at Indiana	12/13/19	2	0	1	.000	0	0	.000	0	0	.000	0	0	0	0.2	2	0	0	0	0	0	0	0	0.7
Purdue	12/15/19	10	0	0	.000	0	0	.000	2	2	1.000	0	1	1	0.3	0	0	0	0	0	0	0	2	0.9
North Dakota	12/21/19	2	0	0	.000	0	0	.000	0	0	.000	0	0	0	0.3	0	0	0	0	0	0	0	0	0.8
TAMU-Corpus Christi	12/29/19	8	1	3	.333	1	3	.333	0	0	.000	0	0	0	0.2	0	0	0	1	0	0	0	3	1.0
Rutgers	1/3/20	3	1	2	.500	0	1	.000	3	3	1.000	0	0	0	0.2	0	0	0	0	0	1	5	1.4	
Totals		0	33	4	8	.500	1	4	.250	5	7	.714	1	1	2	0.2	2	0	1	3	0	1	14	1.4

NOTING EASLEY

- True freshman who walked on to the team after a prolific high school career at Lincoln Pius X High School
- Had a season-high five points and a steal in three minutes of work against Rutgers
- Played eight minutes in the win over Texas A&M-CC, hitting his first career 3-pointer in the process
- Saw his most extensive action in the win over Purdue, playing nine minutes and scoring a pair of points
- Played two minutes against Indiana, but missed his only shot from the field
- Had four points and an assist in four minutes against Creighton
- Saw action in the loss at Georgia Tech
- Played against George Mason, but had no stats in the loss to the Patriots
- Saw action in NU's win over South Dakota State, but did not score
- Played the final minute of NU's season opener against UC Riverside
- Was a three-year starter who finished with a school-record 1,412 points
- Guided Pius X to a 27-2 record and a Class B state title in 2019 after averaging 23.3 points, 6.1 rebounds, 4.1 assists and 3.1 steals per game
- Was AAU teammates with fellow Husker freshmen Akol Arop, Jace Piatkowski and Bret Porter

MISC. STATS

Category	2019-20	Career
Double-Figure Scoring	0	0
Double-Figure Rebounding	0	0
Double-Figure Assists	0	0
Double-Doubles	0	0
Led NU in Scoring	0	0
Led NU in Rebounding	0	0
Led NU in Assists	0	0
20+ Point Games	0	0
30+ Point Games	0	0

TOP PERFORMANCES OF 2019-20

Category	No.	Opponent (Date)
Points	5	Rutgers (1/3/20)
	4	at Creighton (12/7/19)
	3	Texas A&M-CC (12/29/19)
Rebounds	1	UC Riverside (11/5/19)
	1	Purdue (12/15/19)
Assists	1	at Creighton (12/7/19)


#34 THORIR THORBJARNARSON | 6-6 | 205 | Jr. | G | Reykjavik, Iceland

CAREER STATS

Year	GP	GS	Total					Rebounds																	
			Min	Avg	FG	FGA	Pct	Off	Def	Tot	Avg	PF	FO	Ast	TO	Blk	Stl	Pts	Avg						
2017-18	9	0	19	2.1	3	7	.429	2	5	.400	0	0	.000	1	3	4	0.4	4	0	3	1	0	1	8	0.9
2018-19	25	7	307	12.3	19	56	.339	4	23	.174	8	12	.667	10	43	53	2.1	25	0	29	13	5	14	50	2.0
2019-20	14	6	321	22.9	34	71	.479	18	39	.462	10	13	.769	3	45	48	3.4	23	0	11	12	2	12	96	6.9
TOTAL	48	13	647	13.5	56	134	.418	24	67	.358	18	25	.720	14	91	105	2.2	52	0	43	26	7	27	154	3.2

2019-20 GAME BY GAME

Opponent	Date	GS	Min	TOTAL			3-PTS			REBOUNDS			PF	FO	A	TO	Blk	Stl	Pts	Avg				
				FG	FGA	Pct	3FG	FGA	Pct	FT	FTA	Pct									Off	Def	Tot	Avg
UC Riverside	11/05/19	15	0	0	.000	0	0	.000	0	0	.000	1	3	4	4.0	0	0	1	0	0	0	0.0		
Southern Utah	11/09/19	22	2	3	.667	1	2	.500	2	2	1.000	0	4	4	4.0	1	0	0	1	0	1	7	3.5	
South Dakota St.	11/15/19	16	2	6	.333	1	4	.250	0	0	.000	0	4	4	4.0	2	0	1	0	0	1	5	4.0	
Southern	11/22/19	24	2	3	.667	2	2	1.000	1	2	.500	0	2	2	3.5	3	0	0	0	1	0	7	4.8	
vs. Washington St.	11/25/19	17	1	2	.500	1	1	1.000	0	0	.000	0	2	2	3.2	2	0	0	1	0	1	3	4.4	
vs. George Mason	11/26/19	20	1	3	.333	0	1	.000	0	1	.000	0	4	4	3.3	1	0	0	1	0	0	2	4.0	
vs. South Florida	11/27/19	17	2	5	.400	0	2	.000	0	0	.000	0	3	3	3.3	1	0	0	0	0	0	4	4.0	
at Georgia Tech	12/04/19	21	4	7	.571	1	2	.500	2	2	1.000	2	5	7	3.8	2	0	0	3	1	2	11	4.9	
at Creighton	12/7/19	* 24	4	5	.800	4	5	.800	0	0	.000	0	3	3	3.7	2	0	0	1	0	0	12	5.7	
at Indiana	12/13/19	* 42	7	12	.583	3	5	.600	0	0	.000	0	1	1	3.4	4	0	1	1	0	0	17	6.8	
Purdue	12/15/19	* 29	3	8	.375	2	6	.333	5	6	.833	0	5	5	3.5	2	0	0	2	0	0	13	7.4	
North Dakota	12/21/19	* 22	1	5	.200	0	3	.000	0	0	.000	0	1	1	3.3	0	0	2	1	0	2	2	6.9	
TAMU-Corpus Christi	12/29/19	* 24	3	7	.429	2	4	.500	0	0	.000	0	4	4	3.4	2	0	1	0	0	4	8	7.0	
Rutgers	1/3/20	* 28	2	5	.400	1	2	.500	0	0	.000	0	4	4	3.4	1	0	5	1	0	1	5	6.9	
Totals		6	321	34	71	.479	18	39	.462	10	13	.769	3	45	48	3.4	23	0	11	12	2	12	96	6.9

NOTING THORBJARNARSON


- Junior guard with a high basketball IQ and Big Ten experience
- Finished with five points, a career-high five assists and four rebounds vs. Rutgers
- Had eight points, four rebounds and a season-high four steals vs. Texas A&M-CC
- Totaled 13 points, including a pair of 3-pointers, and five rebounds in a start against Purdue
- Put together a career night at Indiana with 17 points, including three 3-pointers, in 42 minutes, marking his third straight career high in scoring
 - Posted his second straight career high with 12 points on 4-of-5 shooting from 3-point range at Creighton
- Totaled a then-career-high 11 points on 4-of-7 shooting and a season-high seven boards in 21 minutes at Georgia Tech
 - Played in all three games in the Cayman Islands Classic, averaging 3.0 points and 3.0 rebounds per game
 - Played a big role in NU's comeback over Southern, scoring seven second-half points, including back-to-back 3-pointers in a 7-0 spurt that trimmed an eight-point deficit to one.
 - Gave a spark with five points and four rebounds in 16 minutes off the bench in the win over South Dakota State
 - Came off the bench with seven points and four rebounds in 22 minutes against Southern Utah
- Played for the Iceland National Team during the Games of the Small States of Europe in the summer of 2019, averaging 10 points per game
 - Was in the rotation during the second half of the 2018-19 season, playing in 25 contests, including seven starts
 - Averaged 2.0 points, 2.1 rebounds and 1.2 assists per game, while posting a 2.2-to-1 assist-to-turnover ratio
 - Closed his sophomore year with eight points, three assists and two steals in a start against TCU in the 2019 NIT
 - Saw limited time as a freshman, appearing in nine games and totaling eight points, four rebounds and three assists
 - Nebraska's first scholarship player from Iceland and one of the few players from the nation on Division I teams
 - Played for KR Reykjavik in the Icelandic League for three years (2015-17), helping the team to three straight titles and a pair of Icelandic Cups in 2016 and 2017
 - Averaged 10.2 points, 2.6 rebounds and 1.9 assists per game for a team that went 26-8 and won the league championship in the top pro league in the country in 2016-17

MISC. STATS

Category	2019-20	Career
Double-Figure Scoring	4	4
Double-Figure Rebounding	0	1
Double-Figure Assists	0	0
Double-Doubles	0	0
Led NU in Scoring	0	0
Led NU in Rebounding	0	1
Led NU in Assists	0	1
20+ Point Games	0	0
30+ Point Games	0	0

TOP PERFORMANCES OF 2019-20

Category	No.	Opponent (Date)
Points	17	at Indiana (12/13/19)
	13	Purdue (12/15/19)
	12	at Creighton (12/7/19)
	11	at Georgia Tech (12/4/19)
	7	at Georgia Tech (12/4/19)
Rebounds	5	Purdue (12/15/19)
	4	Southern Utah (11/9/19)
	4	UC Riverside (11/5/19)
	4	South Dakota State (11/15/19)
	4	vs. George Mason (11/26/19)
	4	Rutgers (1/3/20)
	4	Rutgers (1/3/20)
Assists	5	Rutgers (1/3/20)
	2	North Dakota (12/21/19)



#21 JACE PIATKOWSKI | 6-4 | 175 | Fr. | G | Omaha, Neb.


CAREER STATS

Year	GP	GS	Min	Avg	Total					Rebounds					PF	FO	Ast	TO	Blk	Stl	Pts	Avg
					FG	FGA	Pct	3FG	3FGA	Pct	FT	FTA	Pct	Off								
2019-20	Has not played																					

2019-20 GAME BY GAME

NOTING PIATKOWSKI

- Walk-on who is expected to redshirt during the 2019-20 season
- Played at Elkhorn South, averaging 18.6 points and 3.3 rebounds per game as a senior, highlighted by a 36-point performance against Lincoln High, to earn honorable-mention all-state honors from the Omaha World-Herald
- Was AAU teammates with fellow Husker freshmen Akol Arop, Charlie Easley and Bret Porter
- His father (Eric) played at Nebraska from 1991-94 and spent 14 years in the NBA
- The elder Piatkowski ranks second in school history with 1,934 points and was a two-time All-Big Eight pick and 1994 Big Eight Tournament MVP



#44 BRET PORTER | 6-6 | 215 | Fr. | F | Omaha, Neb.

CAREER STATS

Year	GP	GS	Min	Avg	Total					Rebounds					PF	FO	Ast	TO	Blk	Stl	Pts	Avg
					FG	FGA	Pct	3FG	3FGA	Pct	FT	FTA	Pct	Off								
2019-20	Has not played																					

2019-20 GAME BY GAME

NOTING PORTER

- Walk-on who is expected to redshirt during the 2019-20 season
- Returned from a torn ACL in June of 2018 to play as a senior, averaging 6.2 points and 4.4 rebounds as Millard North High School reached the district final
- Enjoyed a strong junior season, averaging 13.5 points and 7.5 rebounds per game for the Mustangs
- Was AAU teammates with fellow Husker freshmen Akol Arop, Jace Piatkowski and Charlie Easley
- Is a fourth-generation athlete at Nebraska, as his father (Budge, 1975) grandfather (Mort, 1943, 1946-47) and great grandfather (Grove, 1913-15) all played football for the Cornhuskers



#4 SHAMIEL STEVENSON | 6-6 | 245 | Jr. | G/F | Toronto, Ontario, Canada

CAREER STATS

Year	GP	GS	Min	Avg	Total							Rebounds													
					FG	FGA	Pct	3FG	3FGA	Pct	FT	FTA	Pct	Off	Def	Tot	Avg	PF	FO	Ast	TO	Blk	Stl	Pts	Avg
2017-18*	32	13	761	23.8	95	188	.505	15	40	.375	68	112	.607	27	114	141	4.4	50	0	33	72	8	16	273	8.5
2018-19*	4	0	32	8.0	7	12	.583	1	1	1.000	0	1	.000	0	7	7	1.8	3	0	3	1	1	3	15	3.8
All*	36	13	793	22.0	102	200	.510	16	41	.390	68	113	.602	27	121	148	4.1	53	0	36	73	9	19	288	8.0

NOTING STEVENSON

- Will sit out this season following his NCAA appeal being denied on Nov. 26, 2019 and will have two seasons of eligibility remaining
- Played in 32 games, including 13 starts at Pittsburgh in 2017-18, averaging 8.5 points on 51 percent shooting and 4.4 rebounds per game to rank second on the Panthers in rebounds
- Reached double figures 13 times, including a career-high 19 points against Montana
- Played at Hillcrest (Ariz.) Prep, averaging 14.2 points and 6.3 rebounds and was selected to play in the 2017 BioSteel All-Canadian Game



#13 DERRICK WALKER | 6-8 | 235 | Jr. | F | Kansas City, Mo.

CAREER STATS

Year	GP	GS	Min	Avg	Total							Rebounds													
					FG	FGA	Pct	3FG	3FGA	Pct	FT	FTA	Pct	Off	Def	Tot	Avg	PF	FO	Ast	TO	Blk	Stl	Pts	Avg
2017-18*	34	0	299	8.8	28	47	.596	0	0	.000	10	25	.400	29	46	75	2.2	43	0	9	21	7	3	66	1.9
2018-19*	30	0	160	5.3	10	19	.526	0	0	.000	5	19	.263	8	24	32	1.1	28	0	7	6	3	6	25	0.8
All*	64	0	459	7.2	38	66	.576	0	0	.000	15	44	.341	37	70	107	1.7	71	0	16	27	10	9	91	1.4

2019-20 GAME BY GAME

NOTING WALKER

- Walker is sitting out the 2019-20 season after transferring from Tennessee and will have two seasons of eligibility remaining
- Played in 30 games at Tennessee in 2018-19 as the Volunteers reached the NCAA Sweet 16
- Helped the Volunteers to an SEC title in 2017-18, playing in 34 games and averaging 1.9 points and 2.2 rebounds per outing
- A four-star prospect by ESPN who played at Sunrise (Kan.) Christian Academy, averaging 14 points and seven rebounds per game in 2016-17
- Played on MOKAN Elite AAU program with NBA first-round picks Trae Young and Michael Porter Jr.
- Spent freshman-junior years at Raytown High School, the alma mater of former Husker great Tyronn Lue



#45 DALANO BANTON | 6-8 | 195 | So. | G | Toronto, Ontario, Canada

CAREER STATS

Year	GP	GS	Min	Avg	Total							Rebounds													
					FG	FGA	Pct	3FG	3FGA	Pct	FT	FTA	Pct	Off	Def	Tot	Avg	PF	FO	Ast	TO	Blk	Stl	Pts	Avg
2018-19*	31	12	469	15.1	39	96	.406	8	37	.216	19	34	.559	16	76	92	3.0	27	0	65	52	16	14	105	3.4
All*	31	12	469	15.1	39	96	.406	8	37	.216	19	34	.559	16	76	92	3.0	27	0	65	52	16	14	105	3.4

NOTING BANTON

- Transfer from Western Kentucky who will sit out the 2019-20 season and have three years of eligibility remaining
- Reclassified to the class of 2018 to play at Western Kentucky, where he averaged 3.4 points, 3.0 rebounds and 2.1 assists per game
- Made 12 starts and his best performance was a 13-rebound, 10-assist, eight-point effort in a win over No. 15 Wisconsin
- Top 100 recruit (Rivals and 247Sports) who played at Redemption (N.Y.) Christian Academy and was named conference MVP in his final year at the school
- Played in the BioSteel All-Canadian Game, finishing with 19 points on 9-of-16 shooting, eight rebounds and three steals

NEBRASKA 82, WASHINGTON STATE 71



Official Basketball Box Score - Final
Washington St. at Nebraska
11/29/19
2019-20 Men's Basketball

Game Time: 6:30 PM
Game Duration: 2:01
Attendance: 690

Officials: John Higgins, John Gainey, Jeff Anderson

Main box score table for Washington St. at Nebraska, including player names, FG, 3P, FT, Rebounds, Fouts, TP, AS, TO, ST, Blocks, BS, BA, +/-.

Shooting By Period: 1st FG% 14-32 43.8%, 3PT% 4-15 26.7%, FT% 5-9 55.6%

Technical Fouls: NONE

Main box score table for Nebraska - 82, including player names, FG, 3P, FT, Rebounds, Fouts, TP, AS, TO, ST, Blocks, BS, BA, +/-.

Shooting By Period: 1st FG% 14-32 43.8%, 3PT% 4-11 36.4%, FT% 2-7 28.6%

Technical Fouls: Mack 2nd 0:53

Summary statistics: Biggest lead 6 (1st 6:44), Best Scoring Run 10 (1st 6:44), Lead Changes 3, Times Tied 2, Time with Lead 12:10

GEORGE MASON 85, NEBRASKA 66



Official Basketball Box Score - Final
George Mason at Nebraska
11/29/19 John Gray Gymnasium, George Town, Grand Cymran
2019-20 Men's Basketball

Game Time: 6:30 PM
Game Duration: 1:50
Attendance: 1,066

Officials: Jeff Anderson, Ron Croover, Matt Porter

Main box score table for George Mason - 85, including player names, FG, 3P, FT, Rebounds, Fouts, TP, AS, TO, ST, Blocks, BS, BA, +/-.

Shooting By Period: 1st FG% 15-37 40.5%, 3PT% 4-13 30.8%, FT% 3-4 75%

Technical Fouls: NONE

Main box score table for Nebraska - 66, including player names, FG, 3P, FT, Rebounds, Fouts, TP, AS, TO, ST, Blocks, BS, BA, +/-.

Shooting By Period: 1st FG% 9-28 32.1%, 3PT% 3-11 27.3%, FT% 7-9 77.8%

Technical Fouls: NONE

Summary statistics: Biggest lead 21 (2nd 1:23), Best Scoring Run 10 (1st 8:17), Lead Changes 4, Times Tied 2, Time with Lead 36:01

NEBRASKA 74, SOUTH FLORIDA 67



Official Basketball Box Score - Final
South Fla. at Nebraska
11/27/19 John Gray Gymnasium, George Town, Grand Cymran
2019-20 Men's Basketball

Game Time: 4:00 PM
Game Duration: 1:52
Attendance: 312

Officials: Ron Croover, Pat Adams, Tony Chiassa

Main box score table for South Fla. - 67, including player names, FG, 3P, FT, Rebounds, Fouts, TP, AS, TO, ST, Blocks, BS, BA, +/-.

Shooting By Period: 1st FG% 15-37 40.5%, 3PT% 5-17 29.4%, FT% 0-0 0%

Technical Fouls: NONE

Main box score table for Nebraska - 74, including player names, FG, 3P, FT, Rebounds, Fouts, TP, AS, TO, ST, Blocks, BS, BA, +/-.

Shooting By Period: 1st FG% 13-26 50.0%, 3PT% 3-9 33.3%, FT% 4-4 100%

Technical Fouls: NONE

Summary statistics: Biggest lead 8 (1st 8:14), Best Scoring Run 9 (1st 8:14), Lead Changes 8, Times Tied 5, Time with Lead 18:05

GEORGIA TECH 73, NEBRASKA 56



Official Basketball Box Score - Final
Nebraska at Georgia Tech
12/05/19 McCamish Pavilion, Atlanta, GA
2019-20 Men's Basketball

Game Time: 12:15 AM
Game Duration: 1:58
Attendance: 5,133

Officials: Bill Covington, Jr., Bert Smith, Tony Henderson

Main box score table for Georgia Tech - 73, including player names, FG, 3P, FT, Rebounds, Fouts, TP, AS, TO, ST, Blocks, BS, BA, +/-.

Shooting By Period: 1st FG% 13-33 39.4%, 3PT% 2-13 15.4%, FT% 0-0 0%

Technical Fouls: NONE

Main box score table for Nebraska - 56, including player names, FG, 3P, FT, Rebounds, Fouts, TP, AS, TO, ST, Blocks, BS, BA, +/-.

Shooting By Period: 1st FG% 14-36 38.9%, 3PT% 1-10 20.0%, FT% 2-5 40%

Technical Fouls: NONE

Summary statistics: Biggest lead 4 (1st 12:32), Best Scoring Run 7 (1st 6:18), Lead Changes 6, Times Tied 3, Time with Lead 07:42

NEBRASKA 73, TEXAS A&M-CORPUS CHRISTI 52



Official Basketball Box Score - Final
A&M-Corpus Christi at Nebraska
 12/29/19 Pinnacle Bank Arena, Lincoln
 Nebraska - TAMU-Corpus Cris

Game Time: 1:03 PM
 Game Duration: 1:57
 Attendance: 14,968

Officials: Bill Br, Steve McClunkins, Steve Horacki

A&M-Corpus Christi - 52

Record: 4-9

NO. Name	Min	FG M-A	3P M-A	FT M-A	Rebounds OR DR TOT	Fouls PF FD	TP	AS	TO	ST	Blocks BS BA	+/-
14 Elijah Schmidt	F 20:24	1-4	0-0	1-2	3 4 7	2 2 3	1	2	0	2	0	-15
35 Tony Lewis	F 29:53	3-9	0-2	0-0	2 9 11	0 0 0	6	1	2	1	0	-7
1 Jordan Hairston	G 38:35	7-17	3-5	2-2	2 4 6	2 2 2	19	1	2	3	0	-21
2 Myles Smith	G 14:02	0-2	0-0	0-0	0 4 4	2 0 0	0	0	3	0	0	-8
4 Jashawn Talton	G 25:04	1-6	1-3	0-1	1 4 5	4 4 3	2	5	0	0	1	-17
10 Perry Francois	06:44	0-4	0-0	0-0	2 0 2	4 0 0	0	1	1	0	0	-8
12 Payton Smith	20:19	0-3	0-3	1-2	0 2 2	3 3 1	2	2	1	0	1	-9
24 Edgars Kaufmanis	13:55	1-4	1-4	0-0	0 1 1	1 0 0	3	1	2	1	0	-13
0 Aristotelis Sotirou	02:25	0-1	0-0	0-0	0 0 0	0 0 0	0	0	0	0	0	-2
15 Kshaad Hunte	17:36	5-9	0-1	1-6	2 3 5	2 4 1	11	1	2	0	4	2
5 Javae Lampkins	11:03	2-4	2-4	0-0	0 0 0	0 0 0	6	0	0	0	0	-7
Team					2 2 4		0					
Totals		20-63	7-22	5-13	14 33 47	20 15 52	9	21	7	7	4	-21

Shooting By Period

1st FG%	8-32	25.0%
3PT%	3-14	21.4%
FT%	2-6	33.3%
2nd FG%	12-31	38.7%
3PT%	4-8	50.0%
FT%	3-7	42.9%
GM FG%	20-63	31.7%
3PT%	7-22	31.8%
FT%	5-13	38.5%

Dead Ball Rebounds: 3, 0

Nebraska - 73

Record: 6-7

NO. Name	Min	FG M-A	3P M-A	FT M-A	Rebounds OR DR TOT	Fouls PF FD	TP	AS	TO	ST	Blocks BS BA	+/-
24 Yvan Ouedraogo	F 25:07	3-5	0-0	5-7	6 8 14	3 4 11	1	2	0	0	0	7
3 Cam Mack	G 31:18	3-9	1-4	3-4	0 3 3	1 3 10	5	2	3	0	0	18
11 Dachon Burke	G 20:30	1-13	0-4	2-4	2 4 6	1 3 4	0	1	2	3	5	17
22 Haanif Cheatham	G 29:58	4-8	1-1	8-9	0 3 3	0 5 17	0	0	2	1	1	9
34 Thorir Thorbjarnarson	G 23:38	3-7	2-4	0-0	0 4 4	2 0 8	1	0	4	0	1	3
1 Kevin Cross	15:13	1-4	0-1	0-0	2 4 6	2 2 2	3	1	1	0	0	14
23 Jervey Green	26:22	3-8	0-2	2-3	1 2 3	3 2 8	2	2	2	2	0	0
25 Matej Kavas	18:25	4-9	2-6	0-1	1 4 5	3 1 10	1	2	1	0	0	17
30 Charlie Easley	07:42	1-3	1-3	0-0	0 0 0	0 0 0	3	0	1	0	0	2
0 Akol Arop	01:47	0-0	0-0	0-0	0 1 1	0 0 0	0	0	1	0	0	2
Team					3 1 4		0					
Totals		23-66	7-25	20-28	15 34 49	15 20 73	13	12	15	4	7	21

Shooting By Period

1st FG%	10-30	33.3%
3PT%	1-12	8.3%
FT%	13-19	68.4%
2nd FG%	13-36	36.1%
3PT%	6-13	46.2%
FT%	7-9	77.8%
GM FG%	23-66	34.8%
3PT%	7-25	28.0%
FT%	20-28	71.4%

Dead Ball Rebounds: 3, 0

Biggest lead	ACC	NEB
Best Scoring Run	1 (1st 17:52)	24 (2nd 5:18)
Lead Changes	7 (1st 1:52)	11 (1st 11:17)
Times Tied	2	3
Time with Lead	00:17	35:21

Points from Turnovers	ACC	NEB
Paint	22	32
Second Chance	6	17
Fast Breaks	1	15
Bench	21	23

Period by Period Scoring	1st	2nd	TOT
ACC	21	31	52
NEB	34	39	73

Game Notes: Actual Attendance 10,473

RUTGERS 79, NEBRASKA 62



Official Basketball Box Score - Final
Rutgers at Nebraska
 01/03/20 Pinnacle Bank Arena, Lincoln
 Nebraska vs. Rutgers

Game Time: 7:01 PM
 Game Duration: 1:56
 Attendance: 15,024

Officials: Larry Scrotto, Kelly Pfeifer, Lewis Garrison

Rutgers - 79

Record: 11-3 (2-1)

NO. Name	Min	FG M-A	3P M-A	FT M-A	Rebounds OR DR TOT	Fouls PF FD	TP	AS	TO	ST	Blocks BS BA	+/-
1 Akwasi Yeboah	F 22:40	2-7	0-4	0-0	1 3 4	3 1 4	1	0	0	0	0	-2
15 Myles Johnson	C 30:27	9-13	0-0	0-2	9 5 14	2 2 18	0	3	0	2	0	18
22 Caleb McConnell	G 34:07	8-8	2-2	2-2	1 4 5	2 0 20	5	3	1	0	0	15
23 Montez Mathis	G 22:30	1-7	0-2	0-0	0 2 2	3 0 2	2	1	0	0	0	8
24 Ron Harper Jr.	G 29:25	4-10	3-6	0-0	0 10 10	1 1 11	3	0	1	2	0	14
4 Paul Mulcahy	22:47	1-1	0-0	0-2	1 3 4	4 2 2	3	1	0	0	0	9
42 Jacob Young	28:31	6-12	0-1	4-5	3 2 5	0 3 16	2	1	1	0	2	24
13 Shaq Carter	09:33	3-5	0-0	0-1	0 0 0	1 1 6	0	2	0	0	0	-1
Team					1 3 4		0					
Totals		34-63	5-15	6-12	16 32 48	16 10 79	16	13	3	4	2	17

Shooting By Period

1st FG%	17-32	53.1%
3PT%	3-7	42.9%
FT%	4-5	80%
2nd FG%	17-31	54.8%
3PT%	2-8	25.0%
FT%	2-7	28.6%
GM FG%	34-63	54.0%
3PT%	5-15	33.3%
FT%	6-12	50.0%

Dead Ball Rebounds: 3, 0

Nebraska - 62

Record: 6-8 (1-2)

NO. Name	Min	FG M-A	3P M-A	FT M-A	Rebounds OR DR TOT	Fouls PF FD	TP	AS	TO	ST	Blocks BS BA	+/-
24 Yvan Ouedraogo	F 21:07	2-5	0-0	0-0	3 1 4	1 0 4	0	1	0	0	1	-7
3 Cam Mack	G 32:33	3-8	2-5	3-5	2 3 5	3 4 11	6	2	1	0	0	-5
11 Dachon Burke	G 25:17	2-9	0-4	1-4	4 1 5	1 5 5	1	2	1	2	1	-13
22 Haanif Cheatham	G 33:33	5-12	2-4	4-6	1 2 3	1 2 16	1	0	1	0	1	-10
34 Thorir Thorbjarnarson	G 28:09	2-5	1-2	0-0	0 4 4	1 0 5	5	1	1	0	0	2
1 Kevin Cross	18:53	2-9	0-4	3-3	2 2 4	1 2 7	0	0	0	0	0	-10
23 Jervey Green	23:53	2-8	2-6	0-0	1 2 3	2 0 6	2	1	2	0	0	-25
25 Matej Kavas	11:51	1-5	1-5	0-0	0 0 0	1 0 3	0	0	0	0	0	-19
30 Charlie Easley	03:00	1-2	0-1	3-3	0 0 0	0 2 5	0	0	1	0	0	1
0 Akol Arop	01:44	0-0	0-0	0-0	0 0 0	0 0 0	0	0	0	0	0	1
Team					2 1 3		0					
Totals		20-63	8-31	14-21	15 16 31	11 15 62	15	7	7	2	4	-17

Shooting By Period

1st FG%	9-33	27.3%
3PT%	3-15	20.0%
FT%	7-11	63.6%
2nd FG%	11-30	36.7%
3PT%	5-16	31.3%
FT%	7-10	70%
GM FG%	20-63	31.7%
3PT%	8-31	25.8%
FT%	14-21	66.7%

Dead Ball Rebounds: 3, 0

Biggest lead	RUT	NEB
Best Scoring Run	22 (2nd 10:58)	5 (1st 13:06)
Lead Changes	11 (2nd 18:50)	8 (1st 4:25)
Times Tied	2	2
Time with Lead	33:04	05:02

Points from Turnovers	RUT	NEB
Paint	52	24
Second Chance	12	0
Fast Breaks	2	6
Bench	24	21

Game Notes: Actual Attendance 12,142



2019-20 Nebraska Men's Basketball Combined Team Statistics In Conference games

Game Records

Record	Overall	Home	Away	Neutral
ALL GAMES	1-2	1-1	0-1	0-0
CONFERENCE	1-2	1-1	0-1	0-0
NON-CONFERENCE	0-0	0-0	0-0	0-0

Score by Periods

Team	1st	2nd	OT	TOT
Nebraska	101	113	8	222
Opponents	104	113	14	231

Team Box Score

No.	Player			Total		3-Point		F-Throw		Rebounds												
		GP-GS	MIN	AVG	FG-FGA	FG%	3FG-FGA	3FG%	FT-FTA	FT%	OFF	DEF	TOT	AVG	PF	DQ	A	TO	BLK	STL	PTS	AVG
11	BURKE, Dachon	3-3	97:47	32.6	18-38	.474	8-19	.421	4-9	.444	5	8	13	4.3	8	0	5	5	3	5	48	16.0
22	CHEATHAM, Haanif	3-3	111:03	37.0	16-38	.421	5-15	.333	9-12	.750	1	9	10	3.3	4	0	8	2	0	3	46	15.3
3	MACK, Cam	3-3	112:27	37.5	12-29	.414	8-17	.471	5-7	.714	4	14	18	6.0	8	0	28	9	1	4	37	12.3
34	THORBJARNARSON, Thorir	3-3	98:00	32.7	12-25	.480	6-13	.462	5-6	.833	0	10	10	3.3	7	0	6	4	0	1	35	11.7
24	OUEDRAOGO, Yvan	3-3	70:13	23.4	9-22	.409	0-0	.000	1-4	.250	8	11	19	6.3	5	0	1	3	0	1	19	6.3
23	GREEN, Jervay	1-0	23:53	23.9	2-8	.250	2-6	.333	0-0	.000	1	2	3	3.0	2	0	2	1	0	2	6	6.0
1	CROSS, Kevin	3-0	54:47	18.3	6-20	.300	1-10	.100	4-5	.800	6	12	18	6.0	4	0	5	1	0	1	17	5.7
25	KAVAS, Matej	3-0	40:16	13.4	3-16	.188	1-12	.083	0-0	.000	0	3	3	1.0	3	0	1	1	0	0	7	2.3
30	EASLEY, Charlie	3-0	14:48	4.9	1-3	.333	0-1	.000	5-5	1.000	0	1	1	0.3	2	0	0	0	0	1	7	2.3
0	AROP, Akol	2-0	01:46	0.9	0-0	.000	0-0	.000	0-0	.000	0	0	0	0.0	0	0	0	0	0	0	0	0.0
Team											8	4	12					1				
Total		3	625		79-199	.397	31-93	.333	33-48	.688	33	74	107	35.7	43	0	56	27	4	18	222	74.0
Opponents		3	625		90-210	.429	16-75	.213	35-55	.636	54	97	151	50.3	45	1	42	37	17	13	231	77.0

Team Statistics

	NEBR	OPP
Scoring	222	231
Points per game	74.0	77.0
Scoring margin	-3.0	-
Field goals-att	79-199	90-210
Field goal pct	.397	.429
3 point fg-att	31-93	16-75
3-point FG pct	.333	.213
3-pt FG made per game	10.3	5.3
Free throws-att	33-48	35-55
Free throw pct	.688	.636
F-Throws made per game	11.0	11.7
Rebounds	107	151
Rebounds per game	35.7	50.3
Rebounding margin	-14.7	-
Assists	56	42
Assists per game	18.7	14.0
Turnovers	27	37
Turnovers per game	9.0	12.3
Turnover margin	+3.3	-
Assist/turnover ratio	2.1	1.1
Steals	18	13
Steals per game	6.0	4.3
Blocks	4	17
Blocks per game	1.3	5.7
Winning streak	0	-
Home win streak	0	-
Attendance	30678	17222
Home games-Avg/Game	2-15339	1-17222
Neutral site-Avg/Game	-	0-0

Team Results

Date	Opponent		Score	Att.
12/13/2019	at Indiana	L	90-96	17222
12/15/2019	Purdue	W	70-56	15654
01/03/2020	Rutgers	L	62-79	15024



2019-20 Nebraska Men's Basketball Combined Team Statistics

Game Records

Record	Overall	Home	Away	Neutral
ALL GAMES	6-8	4-4	0-3	2-1
CONFERENCE	1-2	1-1	0-1	0-0
NON-CONFERENCE	5-6	3-3	0-2	2-1

Score by Periods

Team	1st	2nd	OT	TOT
Nebraska	466	535	30	1031
Opponents	472	551	30	1053

Team Box Score

No.	Player				Total		3-Point		F-Throw		Rebounds											
		GP-GS	MIN	AVG	FG-FGA	FG%	3FG-FGA	3FG%	FT-FTA	FT%	OFF	DEF	TOT	AVG	PF	DQ	A	TO	BLK	STL	PTS	AVG
22	CHEATHAM, Haanif	14-14	468:26	33.5	67-128	.523	11-33	.333	41-60	.683	6	56	62	4.4	20	0	20	15	4	13	186	13.3
3	MACK, Cam	14-12	483:41	34.5	61-141	.433	20-54	.370	35-59	.593	16	50	66	4.7	38	1	91	40	4	21	177	12.6
11	BURKE, Dachon	14-14	390:30	27.9	61-156	.391	19-58	.328	29-54	.537	15	42	57	4.1	23	0	17	16	12	21	170	12.1
23	GREEN, Jervay	12-9	349:46	29.1	38-105	.362	18-60	.300	16-29	.552	12	42	54	4.5	28	1	30	24	5	14	110	9.2
34	THORBJARNARSON, Thorir	14-6	319:12	22.8	34-71	.479	18-39	.462	10-13	.769	3	45	48	3.4	23	0	11	12	2	12	96	6.9
1	CROSS, Kevin	14-0	263:50	18.8	38-99	.384	10-43	.233	10-19	.526	19	41	60	4.3	20	0	15	17	6	2	96	6.9
24	OUEDRAOGO, Yvan	14-14	290:52	20.8	33-79	.418	0-0	.000	18-39	.462	37	50	87	6.2	20	0	7	21	4	6	84	6.0
25	KAVAS, Matej	14-1	240:08	17.2	28-75	.373	16-52	.308	10-15	.667	1	17	18	1.3	18	0	8	8	1	3	82	5.9
15	CURTIS, Samari	8-0	49:18	6.2	4-10	.400	4-9	.444	2-2	1.000	0	7	7	0.9	5	0	1	2	1	0	14	1.8
30	EASLEY, Charlie	10-0	33:45	3.4	4-8	.500	1-4	.250	5-7	.714	1	1	2	0.2	2	0	1	3	0	1	14	1.4
0	AROP, Akol	7-0	10:34	1.5	0-2	.000	0-1	.000	2-2	1.000	0	7	7	1.0	0	0	0	2	1	0	2	0.3
Team											23	19	42					3				
Total		14			368-874	.421	117-353	.331	178-299	.595	133	377	510	36.4	197	2	201	163	40	93	1031	73.6
Opponents		14			409-965	.424	105-358	.293	130-193	.674	211	448	659	47.1	256	-	183	206	66	80	1053	75.2

Team Statistics

	Nebr	OPP
Scoring	1031	1053
Points per game	73.6	75.2
Scoring margin	-1.6	-
Field goals-att	368-874	409-965
Field goal pct	.421	.424
3 point fg-att	117-353	105-358
3-point FG pct	.331	.293
3-pt FG made per game	8.4	7.5
Free throws-att	178-299	130-193
Free throw pct	.595	.674
F-Throws made per game	12.7	9.3
Rebounds	510	659
Rebounds per game	36.4	47.1
Rebounding margin	-10.7	-
Assists	201	183
Assists per game	14.4	13.1
Turnovers	163	206
Turnovers per game	11.6	14.7
Turnover margin	+3.1	-
Assist/turnover ratio	1.2	0.9
Steals	93	80
Steals per game	6.6	5.7
Blocks	40	66
Blocks per game	2.9	4.7
Winning streak	0	-
Home win streak	0	-
Attendance	124106	40423
Home games-Avg/Game	8-15513	3-13474
Neutral site-Avg/Game	-	3-746

Team Results

Date	Opponent		Score	Att.
11/05/19	UC Riverside	L	47-66	15745
11/09/19	Southern Utah	L	78-79	15828
11/15/19	South Dakota St.	W	90-73	15946
11/22/19	Southern U.	W	93-86	15931
11/25/19	vs Washington St.	W	82-71	660
11/26/19	vs George Mason	L	66-85	1066
11/27/19	vs South Fla.	W	74-67	512
12/04/19	at Georgia Tech	L	56-73	5133
12/07/19	at Creighton	L	76-95	18068
12/13/19	at Indiana	L	90-96	17222
12/15/19	Purdue	W	70-56	15654
12/21/19	North Dakota	L	74-75	15010
12/29/19	A&M-Corpus Christi	W	73-52	14968
01/03/20	Rutgers	L	62-79	15024