

N NEBRASKA BASKETBALL

2019-20 GAME NOTES

The Nebraska men's basketball team continues its two-game homestand Saturday night, as the Huskers host Penn State. Tipoff is at 6:01 p.m. and any returned tickets will go on sale at the Pinnacle Bank Arena box office beginning at 4:30 p.m. on Saturday.

Saturday's game will be televised on BTN with Cory Provus and Shon Morris on the call. The game can also be streamed via the web, smartphones, tablets and connected devices through the Fox Sports app.

Fans can follow all of the action across the state of Nebraska on the Learfield IMG College Husker Sports Network with Kent Pavelka and Jake Muhleisen on the call. The game will also be available on Huskers.com, the Huskers app and TuneIn radio. The pregame show begins one hour prior to tipoff.

Saturday's game is the Huskers' annual Coaches vs. Cancer Suits and Sneakers Game to support the National Association of Basketball Coaches (NABC) and the American Cancer Society. Fans are encouraged to join the Husker coaches and staff by wearing suits and sneakers to Saturday's game. In addition, the Huskers will also partner with Bethematch.org to continue to raise awareness for the National Bone Marrow Registry. Volunteers will be on hand around PBA to provide information on how to join the registry.

Nebraska (7-14, 2-8 Big Ten) looks to snap a six-game losing streak following a 79-68 loss against Michigan on Tuesday. In that game, Nebraska led 52-50 before Michigan used a 19-3 run to take the lead for good. Cam Mack led three Huskers in double figures with 19 points, nine assists and seven rebounds, while Kevin Cross and Haanif Cheatham each added 17 points in the loss.

While Mack is third in the Big Ten and 11th nationally in assists at 6.8 per game, he has also become a more prolific scorer in recent games. The 6-foot-2 guard is averaging 18.0 ppg on 51 percent shooting over the Huskers' last four contests, including 51 percent from 3-point range.

Penn State (15-5, 5-4 Big Ten) comes to Lincoln riding a three-game win streak following a 64-49 win over Indiana on Wednesday. In that game, the Nittany Lions forced 18 Indiana turnovers that led to 21 points and held the Hoosiers to 33 percent shooting. Lamar Stevens had 17 points and nine rebounds, while Curtis Jones came off the bench for 12 points, including a pair of 3-pointers.

GAME MATCHUP

NEBRASKA CORNHUSKERS

2019-20 Record: 7-14 (2-8 Big Ten)

Head coach: Fred Hoiberg

Record at Nebraska: 7-14 (1st year)

Career NCAA Record: 122-70 (6th year)

NO. 24/23 PENN STATE

2019-20 Record: 15-5 (5-4 Big Ten)

Head coach: Patrick Chambers

Record at Penn State: 142-145 (Ninth year)

Career Record: 184-173 (11th year)

BROADCAST INFO

Television: BTN

Play-by-play: Cory Provus

Analyst: Shon Morris

Online Broadcast: FOX Sports App

Radio: Learfield IMG College Husker Sports Network, including 590 AM (Omaha), 1400 AM (Lincoln) and 880 AM (Lexington)

Play-by-play: Kent Pavelka

Analyst: Jake Muhleisen

Online Radio: Available on Huskers.com, Huskers App, TuneIn.com/Huskers and TuneIn App.

SiriusXM (Internet): Ch. 372 XM: Ch. 372

Halftime: The Amazing Sladek

PLAYER SPOTLIGHT

Thorir Thorbjarnarson is averaging 13.0 points on 51 percent shooting, a team-high 6.8 rebounds and 1.2 steals per game over the Huskers' last five contests. The 6-foot-6 guard had a team-high eight rebounds in Tuesday's game with Michigan.



NEBRASKA VS. NO. 24/23 PENN STATE

22

GAME DETAILS

Date: Saturday, Feb. 1
Time: 6:01 p.m. (CT)
Location: Lincoln, Neb.
Arena: Pinnacle Bank Arena
Tickets: Huskers.com/Tickets

MEDIA INFO

TV: BTN
Online Video: FOX Sports App
Radio: Learfield IMG College
Internet Audio: Huskers.com
Huskers app/TuneIn

2019-20 SCHEDULE

| Date | Opponent | TV/Internet | Result |
|-------------------------------|--------------------------|--------------|----------------|
| Tues., Nov. 5 | UC Riverside | BTN | L, 47-66 |
| Sat., Nov. 9 | Southern Utah | BTN+ | L, 78-79 (2OT) |
| Fri., Nov. 15 | South Dakota St. | BTN | W, 90-73 |
| Fri., Nov. 22 | Southern | BTN+ | W, 93-86 (OT) |
| CAYMAN ISLANDS CLASSIC | | | |
| Mon., Nov. 25 | vs. Washington St. | FloHoops.com | W, 82-71 |
| Tues., Nov. 26 | vs. George Mason | FloHoops.com | L, 66-85 |
| Wed., Nov. 27 | vs. South Florida | FloHoops.com | W, 74-67 |
| B1G/ACC CHALLENGE | | | |
| Wed., Dec. 4 | at Georgia Tech | ESPNU | L, 56-73 |
| Sat., Dec. 7 | at Creighton | FS1 | L, 74-95 |
| Fri., Dec. 13 | at Indiana* | BTN | L, 90-96 (OT) |
| Sun., Dec. 15 | Purdue* | BTN | W, 70-56 |
| Sat., Dec. 21 | North Dakota | BTN+ | L, 74-75 |
| Sun., Dec. 29 | TAMU-Corpus Christi | BTN | W, 73-52 |
| Fri., Jan. 3 | Rutgers* | BTN | L, 62-79 |
| Tues., Jan. 7 | Iowa* | BTN | W, 76-70 |
| Sat., Jan. 11 | at Northwestern* | BTN | L, 57-62 |
| Tues., Jan. 14 | at No. 21 Ohio State* | FS1 | L, 68-80 |
| Sat., Jan. 18 | Indiana* | BTN | L, 74-82 |
| Tues., Jan. 21 | at Wisconsin* | BTN | L, 68-82 |
| Sat., Jan. 25 | at No. 24 Rutgers* | BTN | L, 72-75 |
| Tues., Jan. 28 | Michigan* | ESPNU | L, 68-79 |
| Sat., Feb. 1 | No. 24 Penn State* | BTN | 6 p.m. |
| Sat., Feb. 8 | at Iowa* | BTN | 5 p.m. |
| Tues., Feb. 11 | at Maryland* | BTN | 7:30 p.m. |
| Sat., Feb. 15 | Wisconsin* | BTN | 1:15 p.m. |
| Thurs., Feb. 20 | Michigan State* | FS1 | 7:30 p.m. |
| Mon., Feb. 24 | at Illinois* | BTN | 7 p.m. |
| Thurs., Feb. 27 | Ohio State* | ESPN/2 | 8 p.m. |
| Sun., March 1 | Northwestern* | BTN | 3:15 p.m. |
| Thurs., March 5 | at Michigan* | FS1 | 5:30 p.m. |
| Sun., March 8 | at Minnesota* | BTN | Noon |
| Big Ten Tournament | | | |
| Wed., March 11 | at Big Ten First Round | BTN | TBA |
| Thurs., March 12 | at Big Ten Second Round | BTN | TBA |
| Fri., March 13 | at Big Ten Quarterfinals | BTN | TBA |
| Sat., March 14 | at Big Ten Semifinals | CBS | TBA |
| Sun., March 15 | at Big Ten Championship | CBS | 2:30 p.m. |
| NCAA Tournament | | | |
| March 17-April 6 | NCAA Tournament | TBD | TBA |

Notes: *Big Ten Conference Game; All times listed are central and subject to change. Home games are in red and bold.

2019-20 ROSTER AT A GLANCE

| No | Name | Pos. | Ht. | Wt. | Yr. | Hometown | GP/GS | MPG | PPG | RPG | APG |
|----|-----------------------|------|-----|-----|-----|--------------------------|-----------------------------|------|------|-----|-----|
| 0 | Akol Arop | F | 6-6 | 200 | Fr. | Omaha, Neb. | 10/0 | 1.4 | 0.2 | 0.8 | 0.0 |
| 1 | Kevin Cross | F | 6-8 | 240 | Fr. | Little Rock, Ark. | 21/0 | 18.5 | 7.8 | 4.0 | 1.1 |
| 3 | Cam Mack | G | 6-2 | 175 | So. | Austin, Texas | 21/19 | 35.3 | 13.6 | 4.7 | 6.8 |
| 4 | Shamiel Stevenson- # | G/F | 6-6 | 245 | Jr. | Toronto, Ontario, Canada | Will sit out 2019-20 season | | | | |
| 11 | Dachon Burke Jr. | G | 6-4 | 180 | Jr. | Orange, N.J. | 21/21 | 28.3 | 11.4 | 4.0 | 1.4 |
| 13 | Derrick Walker - # | F | 6-8 | 235 | Jr. | Kansas City, Mo. | Will sit out 2019-20 season | | | | |
| 21 | Jace Piatkowski | G | 6-3 | 175 | Fr. | Omaha, Neb. | Will redshirt in 2019-20 | | | | |
| 22 | Haanif Cheatham | G | 6-5 | 194 | Sr. | Fort Lauderdale, Fla. | 21/21 | 32.2 | 12.3 | 3.7 | 1.3 |
| 23 | Jervay Green | G | 6-3 | 210 | Jr. | Denver, Colo. | 17/9 | 24.2 | 7.8 | 3.9 | 1.8 |
| 24 | Yvan Ouedraogo | F | 6-9 | 260 | Fr. | Bordeaux, France | 21/21 | 21.2 | 5.3 | 6.0 | 0.7 |
| 25 | Matej Kavas | G | 6-8 | 205 | Sr. | Ljubljana, Slovenia | 18/1 | 14.9 | 5.1 | 1.1 | 0.5 |
| 30 | Charlie Easley | G | 6-2 | 190 | Fr. | Lincoln, Neb. | 17/0 | 8.6 | 1.9 | 0.5 | 0.2 |
| 34 | Thorir Thorbjarnarson | G | 6-6 | 206 | Jr. | Reykjavik, Iceland | 21/13 | 26.9 | 8.7 | 4.7 | 1.1 |
| 44 | Bret Porter | F | 6-6 | 215 | Fr. | Omaha, Neb. | Will redshirt in 2019-20 | | | | |
| 45 | Dalano Banton - # | G | 6-8 | 195 | So. | Toronto, Ontario, Canada | Will sit out 2019-20 season | | | | |

#-Sitting out after transferring

2019-20 NUMERICAL ROSTER

| No. | VL | Name | Pronunciation | Pos. | Ht. | Wt. | Yr. | Hometown | Previous School |
|-----|----|-----------------------|----------------------------|------|-----|-----|-----|--------------------------|-------------------------------|
| 0 | | Akol Arop | A-call uh-rope | F | 6-6 | 200 | Fr. | Omaha, Neb. | Creighton Prep HS |
| 1 | | Kevin Cross | | F | 6-8 | 240 | Fr. | Little Rock, Ark. | Mills University Studies HS |
| 3 | | Cam Mack | | G | 6-2 | 175 | So. | Austin, Texas | Salt Lake CC |
| 4 | | Shamiel Stevenson | Sha-meal | G | 6-6 | 245 | Jr. | Toronto, Ontario, Canada | University of Nevada |
| 11 | | Dachon Burke Jr. | DAY-shawn | G | 6-4 | 180 | Jr. | Orange, N.J. | Robert Morris |
| 13 | | Derrick Walker | | F | 6-8 | 235 | Jr. | Kansas City, Mo. | University of Tennessee |
| 21 | | Jace Piatkowski | Pie-it-COW-ski | G | 6-3 | 175 | Fr. | Omaha, Neb. | Elkhorn South HS |
| 22 | | Haanif Cheatham | Hah-NEEF CHEE-tum | G | 6-5 | 194 | Sr. | Fort Lauderdale, Fla. | Florida Gulf Coast University |
| 23 | | Jervay Green | | G | 6-3 | 210 | Jr. | Denver, Colo. | Western Nebraska CC |
| 24 | | Yvan Ouedraogo | I-van WOO-drah-oh-goh | F | 6-9 | 260 | Fr. | Bordeaux, France | INSEP |
| 25 | | Matej Kavaz | MAH-tey KAH-vahs | G | 6-8 | 205 | Sr. | Ljubljana, Slovenia | Seattle University |
| 30 | | Charlie Easley | | G | 6-2 | 190 | Fr. | Lincoln, Neb. | Pius X HS |
| 34 | ** | Thorir Thorbjarnarson | Thor-EAR thorb-YAR-nar-son | G | 6-6 | 206 | Jr. | Reykjavik, Iceland | Menntaskólinn i Reykjavik |
| 44 | | Bret Porter | | F | 6-6 | 215 | Fr. | Omaha, Neb. | Millard North HS |
| 45 | | Dalano Banton | duh-LAH-no BAN-ten | G | 6-8 | 195 | So. | Toronto, Ontario, Canada | Western Kentucky University |

2019-20 COACHING STAFF

| Name | Pronunciation | Title | Year at Nebraska | Alma Mater (Year) |
|---------------------------|---------------|-------------------------------------|------------------------|-------------------------------------------|
| Fred Hoiberg | | Head Coach | First | Iowa State (1995) |
| Matt Abdelmassih | Abdel-massey | Assistant Coach | First | St. John's (2007) |
| Doc Sadler | | Assistant Coach | First as Asst./Seventh | Arkansas (1982) |
| Armon Gates | | Assistant Coach | Second | Kent State (2006) |
| Bobby Lutz | Lootz | Special Assistant to the Head Coach | First | UNC Charlotte (1980) |
| Tim Wilson | | Basketball Strength Coach | Ninth | Nebraska (1981) |
| Matt Holt | | Video Coordinator | Third | New Haven (2013) |
| Luca Virgilio | Vir-Jill-e-o | Director of Basketball Operations | First | Universita degli Studi di Roma Tre (2012) |
| Bertram "Buzzy" Caruthers | | Director of Player Development | First | Hampton (2006) |
| Vince Fritz | | Graduate Manager | Second | Missouri Southern (2018) |
| John Harris Jr. | | Graduate Manager | First | Benedictine (2017) |

TEAM COMPARISON

| Nebraska Cornhuskers 2019-20 Team Statistics (Record: 7-14, 2-8) | | | Penn State Nittany Lions 2019-20 Team Statistics (Record: 15-5, 5-4) | | |
|---------------------------------------------------------------------|----------|----------|-------------------------------------------------------------------------|----------|----------|
| Category | Nebraska | OPP | Category | Penn St. | OPP |
| SCORING | 1514 | 1583 | SCORING | 1539 | 1336 |
| Points per game | 72.1 | 75.4 | Points Per Game | 77.0 | 66.8 |
| Scoring margin | -3.3 | - | Margin | 10.2 | -- |
| FIELD GOALS-ATT | 546-1304 | 612-1402 | FIELD GOALS-ATT | 554-1249 | 464-1190 |
| Field goal pct | .419 | .437 | Field Goal Percentage | .444 | .390 |
| 3 POINT FG-ATT | 180-532 | 170-548 | 3-POINT FG-ATT | 156-492 | 133-409 |
| 3-point FG pct | .338 | .310 | 3-Point FG Percentage | .317 | .325 |
| 3-pt FG made per game | 8.6 | 8.1 | 3-Point FG made per game | 7.8 | 6.7 |
| FREE THROWS-ATT | 242-403 | 189-287 | FREE THROWS-ATT | 275-399 | 275-397 |
| Free throw pct | .600 | .659 | Free Throw Percentage | .689 | .693 |
| F-Throws made per game | 11.5 | 9.0 | F-Throws made per game | 13.8 | 13.8 |
| REBOUNDS | 743 | 959 | REBOUNDS | 783 | 759 |
| Rebounds per game | 35.4 | 45.7 | Rebounds Per Game | 39.2 | 38.0 |
| Rebounding margin | -10.3 | - | Rebounding Margin | 1.2 | -- |
| ASSISTS | 304 | 300 | ASSISTS | 286 | 235 |
| Assists per game | 14.5 | 14.3 | Assists Per Game | 14.3 | 11.8 |
| TURNOVERS | 234 | 296 | TURNOVERS | 237 | 295 |
| Turnovers per game | 11.1 | 14.1 | Turnovers Per Game | 11.9 | 14.8 |
| Turnover margin | +3.0 | - | Turnover Margin | 2.9 | -- |
| Assist/turnover ratio | 1.3 | 1.0 | Assist/Turnover Ratio | 1.2 | 0.8 |
| STEALS | 134 | 111 | STEALS | 174 | 111 |
| Steals per game | 6.4 | 5.3 | Steals Per Game | 8.7 | 5.6 |
| BLOCKS | 52 | 109 | BLOCKS | 113 | 56 |
| Blocks per game | 2.5 | 5.2 | Blocks Per Game | 5.7 | 2.8 |

NUMBERS TO KNOW

3.00 - Cam Mack is one of just eight power conference players with a 3.0-to-1 assist-to-turnover ratio in conference play through Jan. 29.

| No. | Name | School | Conf Asst-to-TO |
|-----|------------------|-----------------|-----------------|
| 1. | Jordan Goldwire | Duke | 4.29 |
| 2. | Tyger Campbell | UCLA | 4.29 |
| 3. | Collin Gillespie | Villanova | 3.36 |
| 4. | Quincy McKnight | Seton Hall | 3.31 |
| 5. | Wabissa Bede | Virginia Tech | 3.12 |
| 6. | Tre Jones | Duke | 3.11 |
| 7. | Cam Mack | Nebraska | 3.00 |
| | Marcus Garrett | Kansas | 3.00 |

Min. 3.0 asst/gm

7.6 - Kevin Cross has been one of the Big Ten's top scoring reserves this season. He ranks fifth among players who have exclusively come off the bench in 2019-20, and is the only freshman in the group. Cross ranks sixth among Big Ten true freshmen in scoring this season.

| No. | Name | School | PPG |
|-----|--------------------|-----------------|------------|
| 1. | Izaiah Brockington | Penn State | 9.2 |
| 2. | Jacob Young | Rutgers | 8.5 |
| 3. | Alan Griffin | Illinois | 8.4 |
| 4. | Kevin Cross | Nebraska | 7.8 |
| 5. | Curtis Jones | Penn State | 9.6 |

Min 50 percent of games played; 0 starts

50 - Returning point total from last season, all by Thorir Thorbjarnarson. That is the lowest by any power conference team since the 2009-10 season.

PROBABLE STARTERS (BASED ON LAST GAME STARTERS)



#3 Cam Mack | G | So. | 6-2 | 175 | Austin, Texas

2019-20 Averages: PPG: 13.6 | RPG: 4.7 | APG: 6.8 | SPG: 1.1

Worth Noting: Ranks third in B1G in assists and second in assist-to-TO ratio...Five double-doubles, including four in Big Ten play...Totaled 19 points, nine assists and seven boards vs. Michigan...Had 16 of his 19 points in the second half at No. 24 Rutgers...Finished with 20 points and nine assists vs. Indiana...Had 15 points and 10 assists vs. Iowa...Posted first triple-double in NU history with 11 points, 10 rebounds and 12 assists vs. Purdue...Scored a season-high 24 points vs. South Dakota State...Rated the top point guard & No. 3 overall recruit by JUCORecruiting.com in 2019...Averaged 19.1 ppg, 7.6 apg, 5.9 rpg and 2.4 spg at Salt Lake City CC...Totaled five 30-point games, including a 40-point outburst against Casper College.

Collegiate Career Bests: Pts: 24 | Reb: 10 (2x) | Ast: 12 | Stl: 3 (2x)

#11 Dachon Burke Jr. | G | Jr. | 6-4 | 180 | Orange, N.J.

2019-20 Averages: PPG: 11.4 | RPG: 4.0 | APG: 1.4 | SPG: 1.3

Worth Noting: Is fourth in B1G in steals...11 double-figure games, including a trio of 20-point efforts...Had seven points and two assists against Michigan...Finished with 20 points on 10-of-14 shooting and eight boards at Wisconsin...Totaled 18 points and seven caroms against Purdue...Led Nebraska with 25 points, including 4-of-8 from 3-point range, at Indiana...Sat out 2018-19 season after two years at Robert Morris...Was a second-team All-Northeast Conference pick in 2017-18, averaging 17.6 points, 5.8 rebounds and 2.1 steals per game...Fourth in the NEC in scoring and led the lead in steals as a sophomore...Prepped at Coastal Academy, where he averaged 17.2 points, 6.0 assists and 4.0 rebounds per game.

Collegiate Career Bests (including Robert Morris): Pts: 29 | Reb: 14 | Ast: 6 | Stl: 6

#34 Thorir Thorbjarnarson | G | Jr. | 6-6 | 206 | Reykjavik, Iceland

2019-20 Averages: PPG: 8.7 | RPG: 4.7 | APG: 1.1 | SPG: 1.1

Worth Noting: Ranks second in B1G in 3-point percentage (.455)...totaled eight points, eight boards and three assists against Michigan...Matched career highs in points (17) and 3-pointers (five) while adding eight boards at No. 24 Rutgers...Finished with 13 points, nine rebounds and three steals vs. Indiana...Hit five 3-pointers as part of a 15-point night at No. 21 Ohio State...Finished with 17 points and nine rebounds vs. Iowa...Had 17 points at Indiana...Averaged 10 ppg playing for Iceland National Team at the Games of the Small States of Europe...Started seven times in 2019, including all five postseason games...Grabbed a career-high 10 rebounds against No. 24 Wisconsin in 2018-19...NU's first scholarship player from Iceland.

Collegiate Career Bests: Pts: 17 (2x) | Reb: 10 | Ast: 5 | Stl: 5

#22 Haanif Cheatham | G | Sr. | 6-5 | 194 | Fort Lauderdale, Fla.

2019-20 Averages: PPG: 12.3 | RPG: 3.7 | APG: 1.3

Worth Noting: Reached double figures 15 times...Had 17 points on 7-of-11 shooting vs. Michigan...Went over 1,000 career points with 17 points vs. TAMU-CC...Had 21 points, six boards and three assists at Indiana...Recorded first career double-double with 14 points and 11 boards at Georgia Tech...Had a career-high 26-point effort vs. USF...Spent 2018-19 season at FGCU, averaging 13.2 ppg and 4.8 rpg before shoulder surgery...Spent two-plus seasons at Marquette where he started 63 games...Chosen as the team's best defender in 2015-16 and 2016-17...Averaged 11.8 ppg as a freshman to earn Big East All-Freshman team honors...Was a top-100 recruit at Pembroke Pines Charter High School, where he averaged 24.0 points, 5.0 rebounds and 3.0 assists per game.

Collegiate Career Bests (including Marquette/FGCU): Pts: 26 | Reb: 11 | Ast: 6 (3x) | Stl: 3 (4x)

#24 Yvan Ouedraogo | F | Fr. | 6-9 | 260 | Bordeaux, France

2019-20 Averages: PPG: 5.3 | RPG: 6.0

Worth Noting: Was held scoreless in 17 minutes vs. Michigan...Grabbed eight boards at Wisconsin...Reached double figures with 10 points and five boards at No. 21 Ohio State...Recorded first career double-double with 11 points and 14 rebounds vs. TAMU-CC...Finished with nine points and 10 boards at Indiana...Grabbed 12 boards vs. South Dakota State...Top 150 recruit by 247Sports...Played for the French U-18 team at the European Championships, averaging 4.0 points and 3.6 rebounds despite being the second-youngest player on the roster...Attended the National Institute of Sport, Expertise and Performance (INSEP), the same program which produced Clint Capela, Boris Diaw and Tony Parker.

Collegiate Career Bests: Pts: 11 (2x) | Reb: 14 | Ast: 3 | Stl: 2 | Bl: 2

NATIONAL POLLS

AP TOP 25 (JAN. 27)

| No | Team (1st) | Record | Points | Prev. |
|----|-----------------|--------|--------|-------|
| 1 | Baylor | 17-1 | 1578 | 1 |
| 2 | Gonzaga | 21-1 | 1552 | 2 |
| 3 | Kansas | 16-3 | 1434 | 3 |
| 4 | San Diego State | 21-0 | 1408 | 4 |
| 5 | Florida State | 17-2 | 1318 | 5 |
| 6 | Louisville | 17-3 | 1277 | 6 |
| 7 | Dayton | 18-2 | 1163 | 7 |
| 8 | Villanova | 16-3 | 1110 | 9 |
| 9 | Duke | 16-3 | 1084 | 8 |
| 10 | Seton Hall | 15-4 | 1055 | 10 |
| 11 | Oregon | 17-4 | 926 | 12 |
| 12 | West Virginia | 16-3 | 874 | 14 |
| 13 | Kentucky | 15-4 | 839 | 15 |
| 14 | Michigan State | 15-5 | 751 | 11 |
| 15 | Maryland | 16-4 | 650 | 17 |
| 16 | Butler | 16-4 | 631 | 13 |
| 17 | Auburn | 17-2 | 619 | 16 |
| 18 | Iowa | 14-5 | 545 | 19 |
| 19 | Illinois | 15-5 | 483 | 21 |
| 20 | Colorado | 16-4 | 314 | 23 |
| 21 | Houston | 16-4 | 296 | 25 |
| 22 | LSU | 15-4 | 260 | NR |
| 23 | Wichita State | 17-3 | 161 | NR |
| 24 | Penn State | 14-5 | 114 | NR |
| 25 | Rutgers | 15-5 | 102 | 24 |

Others receiving votes: Creighton 59, Arizona 55, Texas

Tech 33, Ohio State 16, Indiana 15, East Tennessee State 14, Northern Iowa 13, Memphis 11, USC 9, Rhode Island 6, Purdue 6, Florida 4, Arkansas 3, Saint Mary's 3, Tulsa 3, SMU 3, Wisconsin 1, Akron 1, Harvard 1

USA TODAY COACHES POLL (JAN. 27)

| No | Team (1st) | Record | Points | Prev. |
|----|-----------------|--------|--------|-------|
| 1 | Baylor (15) | 17-1 | 782 | 2 |
| 2 | Gonzaga (17) | 21-1 | 780 | 1 |
| 3 | Kansas | 16-3 | 711 | 3 |
| 4 | San Diego State | 21-0 | 701 | 4 |
| 5 | Louisville | 17-3 | 646 | 5 |
| 6 | Florida State | 17-2 | 632 | 6 |
| 7 | Dayton | 18-2 | 593 | 7 |
| 8 | Duke | 16-3 | 565 | 8 |
| 9 | Seton Hall | 15-4 | 521 | 10 |
| 10 | Villanova | 16-3 | 511 | 11 |
| 11 | West Virginia | 16-3 | 432 | 15 |
| 12 | Oregon | 17-4 | 424 | 13 |
| 13 | Kentucky | 15-4 | 414 | 14 |
| 14 | Michigan State | 15-5 | 403 | 9 |
| 15 | Maryland | 16-4 | 362 | 17 |
| 16 | Auburn | 17-2 | 312 | 16 |
| 17 | Butler | 16-4 | 282 | 12 |
| 18 | Iowa | 14-5 | 268 | 19 |
| 19 | Illinois | 15-5 | 235 | 22 |
| 20 | Houston | 16-4 | 157 | 24 |
| 21 | Colorado | 16-4 | 121 | NR |
| 22 | Wichita State | 17-3 | 115 | 22 |
| 23 | Penn State | 14-5 | 76 | NR |
| 24 | Louisiana State | 15-4 | 74 | NR |
| 25 | Rutgers | 15-5 | 72 | 25 |

Others receiving votes: Arizona 49; Texas Tech 47; Creighton 41; Ohio St. 14; Indiana 14; Tulsa 12; St. Mary's 8; Yale 7; Marquette 7; Arkansas 6; Northern Iowa 2; Stanford 1; Southern California 1; Memphis 1; East Tennessee St. 1.

BIG TEN STANDINGS/SCHEDULE (AS OF JAN. 29)

| Team | B1G | Pct. | Overall | Pct. |
|----------------|-----|------|---------|------|
| Michigan State | 8-2 | .800 | 16-5 | .762 |
| Illinois | 7-2 | .778 | 15-5 | .750 |
| Rutgers | 7-3 | .700 | 16-5 | .762 |
| Maryland | 6-3 | .667 | 16-4 | .800 |
| Iowa | 6-3 | .667 | 15-5 | .750 |
| Penn State | 5-4 | .556 | 15-5 | .750 |
| Indiana | 5-5 | .500 | 15-6 | .714 |
| Wisconsin | 5-5 | .500 | 12-9 | .571 |
| Minnesota | 5-5 | .500 | 11-9 | .550 |
| Purdue | 4-6 | .400 | 11-10 | .524 |
| Ohio State | 3-6 | .333 | 13-7 | .650 |
| Michigan | 3-6 | .333 | 12-8 | .600 |
| Nebraska | 2-8 | .200 | 7-14 | .333 |
| Northwestern | 1-9 | .100 | 6-14 | .300 |

SCHEDULE

Jan.

21 *Maryland 77, Northwestern 66
 *Illinois 79, Purdue 62
 *Wisconsin 82, Nebraska 68

22 *Penn State 72, Michigan 63
 *Iowa 85, Rutgers 80

23 *Minnesota 62, Ohio State 59
 *Indiana 67, Michigan State 63

24 *Purdue 70, Wisconsin 51

25 *Illinois 64, Michigan 62
 *Rutgers 75, Nebraska 72

26 *Maryland 77, Indiana 76
 *Michigan State 70, Minnesota 52
 *Ohio State 71, Northwestern 59

27 *Iowa 68, Wisconsin 62

28 *Michigan 79, Nebraska 68
 *Rutgers 70, Purdue 63

29 *Michigan State 79, Northwestern 50
 *Penn State 64, Indiana 49

30 *Minnesota at Illinois 6:30 p.m. FS1
 *Iowa at Maryland 7:30 p.m. BTN

Feb.

1 *Indiana at Ohio State 11 a.m. ESPN
 *Michigan State at Wisconsin Noon FOX
 *Rutgers vs. Michigan 3:30 p.m. BTN
 *Penn State at Nebraska 6 p.m. BTN
 *Purdue at Northwestern 8 p.m. BTN

2 *Illinois at Iowa Noon FS1

4 *Rutgers at Maryland 6 p.m. FS1
 *Ohio State at Michigan 6 p.m. ESPN/2
 *Penn State at Michigan State 7 p.m. BTN

5 *Iowa at Purdue 6 p.m. BTN
 *Wisconsin at Minnesota 8 p.m. BTN

*-Conference game

PENN STATE PROBABLE STARTERS (based on last game)

| No. | Name | Pos. | Yr. | Ht. | Wt. | G/GS | PPG | RPG | Other |
|-----|----------------|------|-----|-----|-----|-------|------|-----|----------------|
| 5 | Jamari Wheeler | G | Jr. | 6-1 | 170 | 20/20 | 3.6 | 2.8 | 1.8 spg |
| 0 | Myreon Jones | G | So. | 6-3 | 175 | 20/20 | 13.9 | 3.0 | 2.8 apg |
| 1 | Seth Lundy | F | Fr | 6-6 | 211 | 20/4 | 4.3 | 2.2 | 40.0 3-pt pct. |
| 11 | Lamar Stevens | F | Sr. | 6-8 | 221 | 20/20 | 16.7 | 7.1 | 2.2 apg |
| 21 | John Harrar | F | Jr. | 6-9 | 240 | 20/4 | 3.1 | 3.5 | 0.6 apg |

SCOUTING PENN STATE

Under ninth-year coach Patrick Chambers, Penn State comes into Saturday's game with a 15-5 mark, the school's best 20-game start in more than a decade. The Nittany Lions, who returned four starters from last season, are ranked 24th in the AP and 23rd in the coaches poll this season.

Penn State won 13 of its first 15 games to open the season, including wins over nationally ranked Maryland and Iowa as well as Georgetown, Syracuse and Alabama. After a three-game losing streak, the Nittany Lions have bounced back and won three straight with wins against Ohio State, at Michigan and Indiana.

PSU, which leads the Big Ten in steals (8.7) and blocked shots (5.7) has been stout on the defensive end, holding 13 of its 20 opponents to 70 points or less this season.

Penn State plays a nine-man rotation and features one of the Big Ten's premier players in senior forward Lamar Stevens, who averages 16.7 points, 7.1 rebounds and 1.2 blocks per game. Myreon Jones is the only other PSU player in double figures at 13.9 ppg, while also hitting on a team-high 44 3-pointers. Fifth-year senior Mike Watkins averages 9.8 points, and team-bests in both rebounding (7.8 rpg) and blocked shots (2.9 bpg). Jones, along with Myles Dread and Curtis Jones account for 108 of the Nittany Lions' 156 3-pointers this season.

Series History: Saturday's game is the 20th meeting with Penn State holding a 10-9 advantage. Since Nebraska joined the Big Ten, the Huskers are 8-8 against the Nittany Lions (8-6 in regular season; 0-2 in Big Ten Tournament). The teams played three times before Nebraska joined the Big Ten, a home-and-home series in 1980 and 1981 and in the second round of the 1995 NIT. Nebraska is 8-1 all-time in Lincoln against the Nittany Lions, including 5-0 in Pinnacle Bank Arena. This is the only meeting of the two teams in 2019-20.

LAST TIME OUT

Cam Mack had 19 points and nine assists, but a second-half lull proved costly as Michigan posted a 79-68 win over the Huskers.

Mack continued his strong shooting, going 7-of-14 from the floor, including a career-high five 3-pointers for the Huskers. He was one of three Huskers to finish in double figures, as Haanif Cheatham had 17 points on 7-of-11 shooting, while Kevin Cross came off the bench to add 17 points, including a trio of 3-pointers for the Huskers (7-14, 2-8 Big Ten).

Trailing 48-41, Cross keyed an 11-2 Husker run, scoring seven of his 17 points to help the Huskers erase the deficit and a 52-50 lead on a Cross jumper with 13:49 left. The Huskers' lead would be short-lived, as Michigan responded with a decisive 19-3 surge to regain control.

Brandon Johns Jr. and Franz Wagner combined for 12 of the Wolverines' 19 points in the run, while Nebraska missed 11 of 12 shots in that stretch.

Eli Brooks led three Wolverines in double figures with 20 points and nine rebounds while Wagner (18) and Johns (16) both finished in double figures for the victors.

STORYLINES

• Saturday's game will mark the seventh straight year that NU has partnered with the National Bone Marrow Registry, as part of its Coaches vs. Cancer game. The partnership began in 2014 to recognize the fight of Avery Harriman, who was battling leukemia at the time and encouraging fans to join the National Bone Marrow Registry. While Harriman's leukemia

NEBRASKA-PENN STATE AT A GLANCE

- All-time: Penn State leads, 10-9
- In Lincoln: Nebraska leads, 8-1
 At Pinnacle Bank Arena: Nebraska leads, 5-0
- In State College: Penn State leads 7-1
 Bryce Jordan Center: Penn State leads, 6-1
- In Big Ten Conference games: Nebraska leads, 8-6
- In Big Ten Tournament games: Penn State leads, 2-0

Husker-Nittany Lion Superlatives

- Most consecutive wins (year ended): Nebraska 2 (2013); Penn State 2 (1981-1995; 2015)
- Most points scored: Nebraska, 82, at Lincoln, Neb., Feb. 14, 2017; Penn State, 95, at University Park, Pa., Feb. 19, 2019
- Highest combined score: 166, Penn State 95, Nebraska 71, at University Park, Pa., Feb. 19, 2019.
- Biggest winning margin: Nebraska, 25, at Lincoln, Neb., Dec. 9, 1980; Penn State, 24, at University Park, Pa., Feb. 19, 2019

| Date | Site | Rankings | Result | Neb. | PSU |
|----------|------|----------|--------|------|-----|
| 12-9-80 | H | -/- | W | 75 | 50 |
| 12-21-81 | A | -/- | L | 58 | 60 |
| 3-21-95 | H | -/- | L | 59 | 65 |
| 1-11-12 | H | -/- | W | 70 | 58 |
| 2-11-12 | A | -/- | L | 51 | 67 |
| 1-19-13 | A | -/- | W | 68 | 64 |
| 2-9-13 | H | -/- | W | 67 | 53 |
| 1-23-14 | A | -/- | L | 54 | 58 |
| 2-20-14 | H | -/- | W | 80 | 67 |
| 2-7-15 | A | -/- | L | 43 | 56 |
| 3-11-15 | N | -/- | L | 65 | 68 |
| 2-13-16 | H | -/- | W | 70 | 54 |
| 2-25-16 | A | -/- | L | 55 | 56 |
| 2-14-17 | H | -/- | W | 82 | 66 |
| 3-8-17 | N | -/- | L (OT) | 67 | 76 |
| 1-12-18 | A | -/- | L (OT) | 74 | 76 |
| 2-25-18 | H | -/- | W | 76 | 64 |
| 1-10-19 | H | -/- | W | 70 | 64 |
| 2-19-19 | A | -/- | L | 71 | 95 |

WORTH NOTING

- Cam Mack reached double figures for the 19th time in 21 games, finishing with a team-high 19 points. His five 3-pointers are a career high, topping his previous best of four against Rutgers on Jan. 24.
- Mack finished with nine assists vs. Michigan and climbed into Nebraska's single-season top-10 list. Mack moved past Tyrone Lue (136, 1997) and Cookie Belcher (138, 1999) into ninth place with 142 assists.
- Kevin Cross reached double figures for the seventh time this season, the most since Glynn Watson Jr. had 15 double-figure games in 2015-16.
- Haanif Cheatham's 17 points were his highest total since scoring 17 against Texas A&M-Corpus Christi on Dec. 29.
- Nebraska's 16 assists matched NU's highest total since Dec. 15.

now has been in remission for several years, the program has continued, and has accounted for at least seven matches for bone marrow donations. To learn more about the National Bone Marrow Registry, visit bethematch.org. As part of the in-game activities, the Huskers will also honor several families fighting cancer during Saturday's matchup.

- Penn State will be the Huskers' third ranked opponent this season, but first at Pinnacle Bank Arena. NU is 0-2 vs. ranked foes with losses at No. 21 Ohio State and No. 24 Rutgers. Prior to Saturday, Nebraska's last six games against ranked teams have been away from home. All-time, the Huskers are 4-11 against teams ranked No. 24 in the AP poll with wins over Kansas State (2008), Missouri (1999), at Kansas (1999) and Oklahoma (1995).

- ESPN's BPI has Nebraska with the fifth-hardest strength of schedule remaining as of Jan. 29. In fact, 11 of the top 13 are from the Big Ten, while all 14 conference teams are in the top 35.

- Nebraska is in a stretch where it will play 14 straight games against teams currently ranked in the top 50 of the NET. In all, 12 of the 14 Big Ten teams are ranked in the top 50 of the NET as of Jan. 29.

- Despite being undersized and having just one player who had played in a Big Ten game entering the season, Nebraska's play in Big Ten action is starting to resemble the team's that Coach Hoiberg had at Iowa State, especially with ball movement and limiting turnovers. NU is in the top three in five offensive categories entering the weekend, including assist-to-turnover ratio and 3-point shooting.

Big Strides in Conference Play

| Category | 2019-20 (BIG) | 2018-19 (BIG) | Times Leading Big 12 during Hoiberg's tenure |
|------------------|----------------|----------------|----------------------------------------------|
| 3-Pt./GM | 9.4 (1st) | 6.8 (8th) | (3) 2011-12; 2012-13; 2014-15 |
| 3-Pt. Pct. | .346 (3rd) | .322 (9th) | (2) 2011-12; 2012-13 |
| Asst/GM | 15.9 (3rd) | 11.7 (10th) | (2) 2013-14; 2014-15 |
| Asst-to-TO Ratio | 1.6-to-1 (2nd) | 1.2-to-1 (5th) | (2) 2013-14; 2014-15 |
| Turnover Margin | +2.9 (2nd) | +2.0 (4th) | (0) None |
| Turnovers/Gm | 9.8 (4th) | 9.6 (3rd) | (1) 2014-15 |

as of Jan. 29

- Nebraska has relied on its balance during the 2019-20 season. NU has put at least four players in double figures 15 times in the first 21 contests. The Huskers put five players in double figures three times, most recently against Iowa on Jan. 7. The Huskers currently have three players averaging double figures overall, including four in conference games.

- Sophomore Cam Mack has made an impact in his first season at Nebraska. He is 11th nationally with 6.8 assists per game, which is on pace to be the most by a Husker since the 1984-85 season, and ranks 28th nationally with his 2.49-to-1 assist-to-turnover ratio. Mack's assist-to-turnover ratio is on pace to be one of the best in school history.

Best Assist/Turnover Ratios (Since 1979)

| No. | Ratio | Player | Asst.-TO | Year |
|-----|-------------|------------------------|---------------|----------------|
| 1. | 3.05 | Brian Carr | 201-66 | 1985-86 |
| 2. | 2.73 | Jamar Johnson | 123-45 | 1993-94 |
| 3. | 2.58 | Brian Carr | 237-92 | 1984-85 |
| 4. | 2.54 | Jack Moore | 109-43 | 1981-82 |
| 5. | 2.52 | Charles Richardson Jr. | 179-71 | 2006-07 |
| - | 2.49 | Cam Mack | 142-57 | 2019-20 |

min. 3.0 assists/gm

- Cam Mack is the only Husker in the last 30 years to have multiple points-assists double-doubles in the same season as he has four this season, including three in Big Ten play. From 1989-90 to the end of the 2018-19 season, it had happened just five times. Mack's consecutive points-assists double-doubles against Indiana and Purdue were the first since Brian Carr in December of 1985 (vs. UC-Irvine and Creighton).

Husker Points/Assists Double-Doubles (Last 30 years)

| No. | Pts. | Asst. | Opponent |
|------------------|------|-------|-----------------------------------|
| Cam Mack | 15 | 10 | vs. Iowa, 1/7/20 |
| Cam Mack | 11 | 12 | vs. Purdue, 12/13/19 |
| Cam Mack | 15 | 10 | at Indiana, 12/13/19 |
| Cam Mack | 13 | 11 | vs. Southern Utah, 11/11/19 |
| Glynn Watson Jr. | 10 | 10 | vs. Cal State Fullerton, 12/20/18 |
| Lance Jeter | 10 | 10 | vs. Kansas, 2/5/11 |
| Lance Jeter | 12 | 12 | at Kansas State, 2/7/10 |
| Sek Henry | 11 | 11 | at TCU, 11/21/09 |
| Tom Wald | 11 | 11 | vs. Appalachian State, 12/31/94 |

- Nebraska enters Saturday's game leading in the Big Ten in turnover margin with +3.0 per game. The Huskers are third in the Big Ten in forcing turnovers (14.1 per game) and second in taking care of the basketball (11.1 per game). NU is 20th nationally in fewest turnovers per game as of Jan. 29. During his tenure at Iowa State, Hoiberg's teams ranked in the top three in the Big 12 in fewest turnovers per game in four of his five seasons at the school.

- It is not surprising that Nebraska has relied on its 3-point shooting, as Hoiberg's Iowa State teams led the Big 12 in 3-pointers in four of his five seasons at the school. The Huskers, who are second in the Big Ten in 3-pointers per game, are on pace to average 8.6 3-pointers per game, a total which would rank second in school history and be the most since the 2001-02 campaign.

Most 3-Pointers/Game in School History

| No. | School | Games | 3-Pointers/Game |
|-----|----------------|-----------|-----------------|
| 1. | 2001-02 | 28 | 9.54 |
| - | 2019-20 | 21 | 8.57 |
| 2. | 2006-07 | 31 | 7.87 |
| 3. | 2018-19 | 36 | 7.50 |

LEARFIELD IMG COLLEGE HUSKER SPORTS NETWORK

Kent Pavelka

- Is in his 33rd season of calling Husker basketball
- Called NU basketball for two stretches from 1974-1996 before returning to play-by-play duties in 2006-07
- Called his 1,000th Husker basketball game in 2018-19
- Six-time Nebraska Sportcaster of the Year who was inducted into the Nebraska Broadcasters Hall of Fame in 2019

Jake Muhleisen

- Is in his second season as full-time color analyst after filling in part time for several seasons
- Four-year starter at Nebraska from 2002-05
- Three-year team captain during his career

Ben McLaughlin

- Co-hosts Sports Nightly and works on the HSN football and baseball broadcasts

2019-20 Network Affiliates

| City | Station | Location |
|---------------|---------|----------|
| Ainsworth | KBRB | 1400 AM |
| Alliance | KCOW | 1400 AM |
| Beatrice | KWBE | 1450 AM |
| Broken Bow | KBBN | 95.3 FM |
| Chadron | KCSR | 610 AM |
| Columbus | KJSK | 900 AM |
| Fairbury | KUVR | 1310 AM |
| Falls City | KTNC | 1230 AM |
| Fremont | KFMT | 105.5 FM |
| Grand Island | KRGI | 1430 AM |
| Hastings | KHAS | 1230 AM |
| Holdrege | KUVR | 1380 AM |
| Kearney | KGFV | 1340 AM |
| Lexington | KRVN | 880 AM |
| Lincoln | KLIN | 1400 AM |
| McCook | KSWN | 93.9 AM |
| Nebraska City | KNCY | 1600 AM |
| Nebraska City | KBIE | 103.1 FM |
| Norfolk | KNEN | 94.7 FM |
| North Platte | KODY | 1240 AM |
| North Platte | KXNP | 106.1 FM |
| O'Neill | KRBX | 102.9 FM |
| Omaha | KXSP | 590 AM |
| Scottsbluff | KNEB | 960 AM |
| Sidney | KSID | 1340 AM |
| Superior | KRFS | 1600 AM |
| Superior | KRFS | 103.9 FM |
| Valentine | KVSH | 940 AM |

Nationwide

- Huskers.com and Huskers App
- TuneIn.com/Huskers and TuneIn App
- SiriusXM Satellite Radio

QUICK FACTS

University of Nebraska Information

Location..... Lincoln, Neb.
 Founded 1869
 Enrollment..... 25,332
 Nickname..... Cornhuskers, Huskers
 Colors Scarlet & Cream
 Affiliation NCAA Division I
 Conference Big Ten Conference
 Home Arena Pinnacle Bank Arena
 Capacity/Year Opened..... 15,000/2013
 Chancellor Ronnie Green
 Faculty Rep. Josephine Potuto, J.D.
 Athletics Director..... Bill Moos
 Deputy A.D./Chief of Staff..... John Johnson
 Athletic Dept. Phone(402) 472-4224
 Assistant A.D./Ticketing..... Holly Adam
 Ticket Office Phone.....(402) 472-3111 or 1-800-8BIGRED
 Website Huskers.com

Basketball History

First year of basketball1896-97
 Regular-season conference titles (last).....7 (1950)
 Postseason conference titles (last).....1 (1994)
 All-time postseason appearances..... 26
 All-time postseason record..... 24-25
 NCAA Appearances (last).....7 (2014)
 NIT Appearances (last) 19 (2019)

Basketball Staff

Head Coach Fred Hoiberg
 Alma Mater (Year) Iowa State (1995)
 Record at Nebraska 7-14 (1st season)
 Overall NCAA Coaching Record 122-70 (6th season)
 Assistant Coaches..... Matt Abdelmassih (1st season)
 Armon Gates (2nd season)
 Doc Sadler (1st season as asst./7th season overall)
 Special Assistant to the Head Coach Bobby Lutz (1st season)
 Strength Coach Tim Wilson
 Graduate Managers..... Vince Fritz and Jon Harris Jr.
 Director of Operations..... Luca Virgilio
 Asst. Director of Operations Sheryl Burbach
 Video Coordinator Matt Holt
 Director of Player Development..... Buzzy Caruthers
 Assistant Athletic Trainer..... R.J. Pietig
 Equipment Manager..... Pat Norris

2019-20 Team Information

2018-19 Record 19-17 (13-5 H, 2-10 A, 4-2 N)
 Big Ten Record (Finish) 6-14 (13th)
 Big Ten Championship 2-1, def. Rutgers, 68-61
 def. Maryland, 69-61; lost to Wisconsin, 62-66
 Postseason..... NIT 1-1; def. Butler, 80-76; lost at TCU, 72-88
 Starters Returning/Lost 0/5
 Lettermen Returning/Lost 1/11
 Scholarship Newcomers 11

Communications Contact

Sr. Assoc. Director/MBB Contact Shamus McKnight
 OfficePhone.....(402) 472-777
 Cell Phone (402) 540-0268
 E-Mail smcknight@huskers.com
 Press Row Phone(402) 904-5925
 Communications Mailing Address.....
 One Memorial Stadium, P.O. Box 880123,
 800 Stadium Drive, Lincoln, NE 68588-0123

- With 180 3-pointers this year, the Huskers are just 14 3-pointers away from cracking the top-10 list for most 3-pointers in a season.
- Freshman Yvan Ouedraogo leads the Huskers in rebounding at 6.0 per game, which would be the highest season average by a Husker freshman in 15 years (Aleks Maric, 6.3 rpg in 2004-05). Ouedraogo's 14 rebounds vs. Texas A&M-Corpus Christi on Dec. 29 were the most by a Husker freshman since 2004 (15, Maric vs. UAB) and tied for the third-highest total by a Husker freshman in the last 20 years.
- Freshman guard Charlie Easley was put on scholarship for the spring semester. Easley has played in 17 games as a backup guard, including all 10 Big Ten contests, and has played double-figure minutes in seven of the Huskers' last eight contests. Easley had eight points against Indiana on Jan. 18 and seven points in the loss to No. 24 Rutgers on Jan. 25.
- Nebraska returns a national-low 1.9 percent of its scoring from last season and the 50 returning points is the lowest by any power conference team since 2009 according to noted statistician Ken Pomeroy.

Fewest Returning PPG from 2018-19

| No. | School | Returning PPG | Pct. of Scoring |
|-----|------------------|---------------|-----------------|
| 1 | Nebraska | 2.0 PPG | 1.9% |
| 2. | Tulane | 10.8 PPG | 12.2% |
| 3. | South Dakota St. | 15.8 PPG | 16.9% |
| 4. | Virginia Tech | 13.3 PPG | 18.1% |
| 5. | Washington | 13.9 PPG | 19.8% |

Courtesy: Virginia Tech SID office

SETTING A FAST PACE

Not only are the Huskers adjusting to a whole new roster, but playing at a significantly faster pace than in previous years. The Huskers are 13th nationally in offensive tempo, as their average possession is 15.3 seconds per possession as of Jan. 29.

- The only power conference schools that play at a faster pace are Alabama (sixth) and St. John's (10th). Penn State (36th) is the only other Big Ten team in the top 50 in offensive pace.
- Of the top 25 teams in terms of pace nationally, Nebraska is second only to Gonzaga in lowest turnover rate as of Jan. 29. Nebraska, Gonzaga and Green Bay are the only teams nationally to rank in the top-25 in both offensive pace and turnover percentage.
- In his five full seasons as a college coach, Hoiberg's teams have ranked in the top 20 in offensive tempo four times, including top-10 rankings in both 2014 and 2015.
- Hoiberg's first Iowa State team in 2010-11 jumped from 67th to 20th nationally in offensive pace and ranked in the top 40 nationally in adjusted tempo in four of his five seasons in Ames, including top-15 nationally in his last two campaigns.
- In the KenPom era (1997-present), only one Husker team has ranked among the top 100 nationally in adjusted tempo - the 1999-2000 Huskers under Danny Nee. The Huskers' quickest offensive tempo in the last decade was in 2017-18 when the Huskers were 140th in offensive tempo.

MACK DELIVERS AS HUSKERS' LEAD GUARD

Junior college transfer Cam Mack was the cornerstone of the Huskers' recruiting class, and has lived up to the billing in his first season at Nebraska. Mack was the No. 3 JUCO recruit in the country last year at Salt Lake CC and has been one of the Big Ten's top newcomers.

Mack, who was listed as the top JC point guard recruit in the country, enters the Penn State contest averaging 13.6 points per game while leading the Huskers in assists (6.8) and assist-to-turnover ratio (2.5-to-1).

- He is third in the Big Ten in assists per game, second in assist-to-turnover ratio and 11th in steals.
- Mack is tied for the national lead with four games with at least 10 points and 10 assists. In fact, only 12 players in Division I have at least three double-doubles with points and assists this season as of Jan. 29.
- His 6.8 assists per game is on pace to rank third in school history, trailing only Brian Carr, who averaged 7.9 assists per game in 1984-85.
- Mack has been even better in Big Ten play, leading the conference in assists (7.0 apg) and assist-to-turnover ratio (3.0-to-1) in conference games only. He has four of his five double-doubles in Big Ten action.
- He recorded the first triple-double in program history against Purdue on Dec. 15 with 11 points, 10 rebounds and 12 assists, setting season bests in both rebounds and assists in NU's 70-54 win.
- He's reached double figures 19 times, including a season-high 24-point performance against South Dakota State on Nov. 15 and a 20-point, nine-assist effort against Indiana on Jan. 18.
- Mack ranks ninth on NU's single-season assist list with 142 and needs just 10 assists to climb into the top five. He is eight assists from becoming just the fourth player in school history with 150 assists in a season (Brian Carr-3x; Charles Richardson Jr. and Tyronn Lue).
- He shined in Tuesday's game against Michigan with 19 points, including a season-high five 3-pointers, nine assists and seven rebounds.

PACE UNDER HOIBERG

| Year | Avg. Poss. Length | NCAA Rank |
|----------------|-------------------|-------------|
| 2010-11 | 15.9 | 20th |
| 2011-12 | 16.9 | 62nd |
| 2012-13 | 15.8 | 12th |
| 2013-14 | 15.2 | 8th |
| 2014-15 | 14.6 | 2nd |
| 2019-20 | 15.3 | 13th |

as of Jan. 28

ASSISTS PER GAME

| No. | Name | APG |
|-----|-------------------------------|-------------|
| 1. | Brian Carr (1985) | 7.90 |
| - | Cam Mack (2020) | 6.76 |
| 2. | Brian Carr (1986) | 6.70 |
| 3. | Charles Richardson Jr. (2007) | 5.77 |
| 4. | Brian Carr (1987) | 5.03 |

PTS/AST DOUBLE-DOUBLES

| No. | Name | School | 10+ |
|-----|-----------------|-----------------|----------|
| 1. | Cam Mack | Nebraska | 4 |
| | Charlie Moore | DePaul | 4 |
| | Cameron Parker | Sacred Heart | 4 |
| | Jason Preston | Ohio | 4 |
| | Kameron Langley | N. Carolina A&T | 4 |

as of Jan. 29

- Mack nearly led the Huskers to a comeback win at No. 24 Rutgers on Jan. 26, scoring 16 of his 19 points in the second half as Nebraska rallied back from 14 points down to take the lead before falling 75-72.
- Last season at Salt Lake CC, Mack averaged 19.1 points, 7.6 assists and 5.9 rebounds per game, ranking fifth nationally in assists per game. He totaled nine double-doubles and three triple-doubles as a freshman and dished out 10-or-more assists nine times.

CHEATHAM MAKES IMPACT ON BOTH ENDS

Fifth-year senior Haanif Cheatham has been one of the leaders for a young Husker team. The guard from Fort Lauderdale, Fla., has made 101 career appearances, including 93 starts during a career which has seen him play at Marquette and Florida Gulf Coast before coming to Nebraska.

- After a slow start, Cheatham has been one of NU's most consistent offensive threats, ranking second on the team in scoring (12.3 ppg) and field goal percentage (.487) and third in assists (1.3 apg). He has been in double figures 15 times, including a pair of 20-point contests
- Over the last 16 games, he is averaging 13.6 points per game while shooting 49 percent from the field and 36 percent from 3-point range.
- Since Nov. 22, he has scored nine-or-more points in 16 of the last 17 contests, highlighted by a 21-point, six-rebound performance at Indiana on Dec. 13.
- He went over 1,000 career points with a 17-point performance against Texas A&M-Corpus Christi on Dec. 29.
- Cheatham posted his first career double-double with 14 points and a career-high 11 rebounds at Georgia Tech on Dec. 4.
- He was in double figures all three games of the Cayman Islands Classic, averaging 19.0 ppg including a career-best 26-point effort against South Florida to garner all-tournament honors.

A former top-100 recruit out of high school, he was named Marquette's top defensive performer in each of his two full seasons at Marquette.

THOR EMERGES AS SCORING THREAT

Junior Thorir Thorbjarnarson emerged as a vital part of the Huskers' offensive attack and one of the most improved players in the Big Ten. On the season, the 6-foot-6 guard is fifth on the team in scoring at 8.7 ppg, while shooting 50 percent from the field and 46 percent from 3-point range.

- Thorbjarnarson is second in the Big Ten in 3-point percentage (.459) after shooting just 21.4 percent from 3-point range in his first two seasons. He is now 15th in the Big Ten in 3-pointers per game (1.7).
- In conference play, he is averaging 12.2 ppg while leading the Huskers in rebounding (6.0), field goal percentage (.518) and 3-point percentage. Thorbjarnarson is also second in steals (1.1 spg) and assists (1.8 apg).
- He ranks third in 3-pointers per game (2.3) and fourth in 3-point percentage (.451) in conference play.
- His 10.7 ppg increase in conference play from last season is the second-highest jump in the Big Ten, and he is one of four players who have increased their conference scoring average by at least 10 ppg this season.
- He has been on a roll as of late, reaching double figures nine times in NU's last 14 games after not reaching double figures in his first 41 contests at Nebraska. Since Dec. 4, he has tied or set a career high in points five times, including 17 points at No. 24 Rutgers on Saturday.
- He nearly had a double-double in the win over Iowa, finishing with 17 points, including three 3-pointers, and a season-high nine rebounds. He tied his season high originally set at Indiana on Dec. 13.
- Thorbjarnarson played one of his best all-around games against Indiana on Jan. 18, finishing with 13 points, nine rebounds, three steals and three assists in 37 minutes of work.

BURKE SHOWS SCORING TOUCH

The other returnee from the 2018-19 season, Dachon Burke Jr. waited in the wings after transferring from Robert Morris. A 6-foot-4 guard, Burke has quickly shown the skills to flourish in Fred Hoiberg's attack, averaging 11.4 points, 4.0 rebounds per game and 1.4 steals per game.

- He leads NU and ranks third in the Big Ten in steals and paces the Huskers in blocked shots (14).
 - Burke has three 20-point efforts this year, including a 25-point effort against Indiana on Dec. 13, a 21-point performance against South Florida on Nov. 27 and a 20-point, eight-rebound outing at Wisconsin on Jan. 21.
 - He has eight games with at least two steals, including a five-steal effort against George Mason on Nov. 25.
- Two years ago, Burke was one of the best players in the Northeast Conference, averaging 17.6 points per game while adding 5.8 rebounds and a conference-best 2.1 steals per contest to earn second-team all-conference recognition.

OUEDRAOGO ADDS NAME TO SHORT LIST OF TRUE FROSH

Freshman Yvan Ouedraogo became the first true freshman to start a season opener at Nebraska since 2013 and has been a mainstay of the Husker lineup.

- He is one of the youngest players in the country, as he won't turn 18 until after the 2020 Big Ten Tournament.
- Ouedraogo has started all 21 games for the Huskers, averaging 5.3 points and a team-high 6.0 rebounds per game in

NU SINGLE-SEASON ASSIST CHART

| No. | Name | Asst. |
|-----|--------------------|-------|
| 5. | Tyronn Lue (1998) | 152 |
| 6. | Lance Jeter (2011) | 145 |
| | Jack Moore (1980) | 145 |
| 8. | Tyronn Lue (1996) | 144 |
| 9 | Cam Mack (2020) | 142 |

TOP-10 PINNACLE BANK ARENA CROWDS

| No. | Attend. | Opponent | Date |
|-----|---------|--------------------|---------------|
| 1. | 15,998 | Wisconsin | March 9, 2014 |
| 2. | 15,991 | Penn State | Feb. 25, 2018 |
| 3. | 15,987 | Tennessee-Martin | Nov. 28, 2014 |
| 4. | 15,978 | Northwestern | March 1, 2014 |
| 5. | 15,952 | Iowa | Jan. 27, 2018 |
| 6. | 15,950 | Creighton | Dec. 8, 2018 |
| 7. | 15,949 | Arkansas State | Dec. 14, 2013 |
| 8. | 15,946 | South Dakota State | Nov. 15, 2019 |
| 9 | 15,945 | Minnesota | Jan. 26, 2014 |
| 10. | 15,933 | Iowa | Feb. 22, 2015 |

RECORD AT PINNACLE BANK ARENA

| Season | Wins | Losses | Pct. |
|---------------|-----------|-----------|-------------|
| 2013-14 | 15 | 1 | .938 |
| 2014-15 | 10 | 6 | .625 |
| 2015-16 | 10 | 8 | .556 |
| 2016-17 | 8 | 8 | .500 |
| 2017-18 | 16 | 1 | .941 |
| 2018-19 | 13 | 5 | .722 |
| 2019-20 | 5 | 6 | .500 |
| Totals | 77 | 35 | .688 |

ROBY EARNS SECOND-ROUND SELECTION

Isaiah Roby ended Nebraska's NBA Draft drought, as he was selected in the second round by the Detroit Pistons (No. 45 overall) before his rights were traded to Dallas. It was the highest a Husker basketball player had been picked since Tyronn Lue went with the No. 23 pick in the 1998 NBA Draft.

HUSKERS IN THE PROS

NBA or NBA G League

| Player (Years at NU) | Current Team | League |
|------------------------------|------------------------|--------------|
| Isaiah Roby (2017-19) | Oklahoma City Thunder | NBA/G League |
| Andrew White III (2015-16) | Westchester Knicks | G League |
| Evan Taylor (2017-18) | Agua Caliente Clippers | G League |
| James Palmer Jr. (2018-19) | Agua Caliente Clippers | G League |
| Isaac Copeland Jr. (2018-19) | Texas Legends | G League |

Overseas

| Player (Years at NU) | Current Team | Country |
|-----------------------------------|----------------------|--------------------|
| Jason Dourisseau (2003-06) | Donar Groningen | Holland |
| Kris Douse (2007) | BC Mess | Luxembourg |
| Sek Henry (2007-10) | New Zealand Breakers | Australia |
| Ryan Anderson (2007-10) | Niagara River Lions | Canada |
| Christian Stanhardinger (2010-11) | San Migueil | Phillipines |
| Toney McCray (2009-12) | Club Doha | Qatar |
| Caleb Walker (2011-12) | Fos Provence | France |
| Jorge Brian Diaz (2010-12) | Quebradillas | Puerto Rico |
| Bo Spencer (2012) | Abejas | Mexico |
| Ray Gallegos (2010-14) | Laguneros | Mexico |
| Terran Petteway (2014-15) | Pistoria | Italy |
| Tarin Smith (2015) | Orzi Basket | Italy |
| Shavon Shields (2013-16) | Baskonia | Spain |
| Tai Webster (2014-17) | Galatasaray | Turkey |
| Jack McVeigh (2016-18) | Adelaide | Australia |
| Duby Okeke (2018) | Hestia Menorca | Spain |
| Anton Gill (2017-18) | Raales | Dominican Republic |
| Glynn Watson Jr. (2016-19) | Lavrio | Greece |

Big Ten Team Rankings (Jan. 29)

| Category | Overall (Rk.) | B1G (Rk.) |
|-----------------------|---------------|------------|
| Scoring Offense | 72.1 (8) | 70.5 (5) |
| Scoring Defense | 75.4 (14) | 76.1 (13) |
| Scoring Margin | -3.3 (14) | -5.6 (13) |
| Free Throw Pct. | .600 (14) | .638 (14) |
| Field Goal Pct. | .419 (12) | .409 (11) |
| Field Goal Pct. Def. | .437 (14) | .454 (13) |
| 3-Point Pct. | .338 (5) | .346 (3) |
| 3-Point Pct. Def | .310 (0) | .306 (4) |
| Rebounding Margin | -10.3 (14) | -11.1 (14) |
| Blocked Shots | 2.5 (14) | 1.6 (14) |
| Assists | 14.5 (5) | 15.9 (3) |
| Steals | 6.4 (4) | 5.9 (3) |
| Turnover Margin | +3.0 (1) | +2.9 (2) |
| Assist/Turnover Ratio | 1.3 (4) | 1.6 (1) |
| 3-Pointers/Gm | 8.6 (2) | 9.4 (1) |

Big Ten Individual Leaders (Jan. 29)

| Category | Name | Overall (Rk.) | B1G (Rk.) |
|----------------|----------------|---------------|-----------|
| Scoring | Cheatham | 12.3 (20) | 11.8 (24) |
| | Burke | 11.4 (24) | 12.8 (24) |
| | Mack | 13.6 (17) | 14.5 (12) |
| | Thorbjarnarson | - | 12.2 (22) |
| Rebounding | Ouedraogo | 6.0 (18) | 5.7 (18) |
| | Thorbjarnarson | - | 6.0 (14) |
| Assists | Mack | 6.8 (3) | 7.9 (1) |
| FG PCT. | Thorbjarnarson | - | .518 (12) |
| 3-Pt. Pct. | Thorbjarnarson | .455 (2) | .451 (4) |
| 3-Pt/Gm | Burke | - | - |
| | Thorbjarnarson | - | 2.3 (3) |
| | Mack | - | 2.5 (2) |
| Steals | Mack | 1.1 (11) | - |
| | Burke | 1.3 (4) | 1.3 (4) |
| | Thorbjarnarson | 1.0 (15) | 1.1 (10) |
| | Mack | 2.5 (2) | 3.0 (1) |
| Asst./To Ratio | Mack | 35.3 (2) | 37.1 (2) |
| Minutes | Cheatham | 32.1 (9) | - |

HUSKERS TO PARTICIPATE IN 2020 MYRTLE BEACH INVITATIONAL

A potential old conference matchup could be on the horizon, as ESPN announced the field for the 2020 Myrtle Beach Invitational on Nov. 21.

The third-annual event is held in the HTC Center on the campus of Coastal Carolina and takes place Nov. 19, 20 and 22, 2020. The eight-team field for the event includes Charlotte (Conference USA), Dayton (Atlantic 10), Loyola (Missouri Valley), Missouri (Southeastern), Penn (Ivy), Pittsburgh (Atlantic Coast) and Utah State (Mountain West).

In all, four of the eight teams reached postseason play last season, including Utah State, Dayton and Loyola (Chicago) along with the Huskers.

The Huskers and Missouri have a long history that dates back to 1908. The teams have squared off 219 times over the years, but have not met since the Huskers joined the Big Ten in 2011. NU topped Dayton in the 2016 Wooden Legacy, while a potential matchup with Penn could be the first since the Quakers upset the Huskers in the 1994 NCAA Tournament.

NU has played Pitt just four times, but not since 2000, while the Huskers and Utah State have not played since 1978. Charlotte is the only team in the field the Huskers have not played.

just over 21 minutes per game. He is third among Big Ten true freshmen in rebounding as of Jan. 29.

- He is on track to be the third freshman to lead NU in rebounding in a season, joining Aleks Maric (2005-06) and John Turek (2001-02).

- Ouedraogo has averaged 6.7 rebounds per game over the last 12 games dating back to Dec. 13. He grabbed seven or more rebounds eight times in that stretch.

- He reached double figures for the third time this season at Ohio State, finishing with 10 points and five boards.

- He picked up his first career double-double against Texas A&M-Corpus

Christi on Dec. 29 with 11 points and 14 rebounds. His double-double was the first by a Husker freshman since Shavon Shields in 2013 and Ouedraogo became just the 10th NU freshman to ever record a double-double.

- His 10 rebounds against Indiana on Dec. 13 marked the second-highest rebounding total for a Husker freshman in his first conference game, trailing only Dave Hoppen in 1983.

- He enjoyed his best offensive effort of the season with 11 points, including six in overtime, and four rebounds against Southern on Nov. 22. He snared a team-high 12 rebounds against South Dakota State on Nov. 15.

- He is just the 11th true freshman and 13th freshman overall to start a season opener in the last 25 years at Nebraska, joining a group which includes 1,000-point scorers Tai Webster, Ryan Anderson, Cookie Belcher and Tyronn Lue.

- Ouedraogo played for the French U-18 squad at the 2019 European Championships in July, as France went 6-1 and finished fifth in the competition.

CROSS LIFTS BENCH PRODUCTION

Freshman Kevin Cross has been a key contributor for the Huskers. The 6-foot-8 freshman from Little Rock, Ark., has been Nebraska's sixth man in 2019-20, averaging 7.8 points and 4.0 rebounds per game.

- Cross is third on the team with 22 3-pointers and fifth in assists (24) while playing just 18.5 minutes per game. Because of the Huskers' lack of interior size, Cross has played center as a true freshman after being a forward during his high school career.

- He ranks sixth among Big Ten true freshman in scoring and fifth in rebounding as of Jan. 29, while also ranking fifth in 3-pointers (1.0 per game).

- Cross has been in double figures seven times off the bench, which is the most by a Husker since Glynn Watson did it 15 times in 2015-16.

- Cross has flourished in recent action, averaging 12.7 points per game on 47 percent shooting over the Huskers' last three contests

- He matched his conference high in points (17) and 3-pointers (three) while dishing out a pair of assists against Michigan on Jan. 28.

- Cross enjoyed one of his best efforts of the season at Wisconsin on Jan. 21, finishing with 17 points on 6-of-11 shooting in 20 minutes. He also had a season-best three steals against the Badgers.

- He has improved his rebounding in recent weeks, averaging 4.4 rebounds per game over the Huskers' last 12 contests dating back to Dec. 13. He has grabbed five-or-more rebounds 11 times this season.

- Against Iowa, Cross had eight of his 11 points in the second half and added five rebounds.

- He played a complete game in the win over Washington State on Nov. 25, scoring 14 points, grabbing a season-high eight rebounds and blocking two shots in 27 minutes.

- Against Southern Utah on Nov. 9, Cross had a season-high 19 points, which is the most by a Husker freshman since the 2016-17 season. It was also the most by a Husker freshman since Shavon Shields also had 19 against Michigan State in 2013.

KAVAS IS ONE OF NATION'S TOP SHOOTERS

Senior transfer Matej Kavas comes to Nebraska with a reputation as one of the nation's top 3-point shooters. The 6-foot-8 guard is a career 43 percent shooter from 3-point range, and shot 40 percent or better in all three of his seasons at Seattle. Kavas' .430 career percentage ranks 10th among active Division I players as of Jan. 29.

- To put Kavas' shooting in perspective, Nebraska's career mark for career 3-point percentage is .432 by Brian Conklin (2001-04) and only five players in school history have shot 40 percent in their Husker career with a minimum of 100 3-pointers.

- Kavas had his best performance of the year against North Dakota on Dec. 21, hitting 4-of-5 3-pointers. It was the 18th time in his career he had 4-or-more 3-pointers in a game. Kavas had nine points off the bench at Northwestern on Jan. 11.

- As a sophomore at Seattle, Kavas led the WAC in both 3-point percentage (.464) and 3-pointers per game (2.8).

- Kavas' 195 career 3-pointers would rank third on NU's career list while his 91 3-pointers as a sophomore would top NU's single-season mark (Cary Cochran, 89, 2001-02).

WHAT'S BACK FOR THE HUSKERS

Nebraska returns one letterwinner and one other player from last year's team that went 19-17 and reached the second round of the NIT. Junior guard Thorir Thorbjarnarson was the only player who has seen regular-season action for the Huskers entering the 2019-20 campaign. He averaged 2.0 points and 2.1 rebounds per game last year.

- According to research by noted basketball statistician Ken Pomeroy, the 50 returning points on Nebraska's 2019-20 roster is the lowest total for a power conference team since 2009, when Indiana returned just 28 points from the previous season.

NU FRESHMAN REBOUNDING TOP-10

| No. | Name | Asst. |
|-----|------------------------------|------------|
| 6. | Shavon Shields (2013) | 144 |
| | Andre Smith (1978) | 144 |
| 8. | Joe McCray (2005) | 140 |
| 9. | Jorge Brian Diaz (2010) | 133 |
| 10. | Ryan Anderson (2007) | 129 |
| - | Yvan Ouedraogo (2020) | 125 |

FROM COLLEGE TO THE NBA AND BACK AGAIN

Nebraska's Fred Hoiberg is in an exclusive club, as he is one of just 10 current Division I coaches to coach in Division I and in the NBA. He spent three-plus seasons with the Chicago Bulls, guiding the Bulls to the NBA Playoffs in 2016. Hoiberg's 270 regular-season NBA games are the most of the 10 former NBA coaches in the collegiate ranks. Hoiberg also brings five years of NBA front office experience, as he worked with the Minnesota Timberwolves from 2005 to 2010.

| Coach, School | NBA Head Coach, Years |
|------------------------------------|--------------------------------------------|
| Fred Hoiberg, Nebraska | Chicago, 2015-18 |
| Larry Krystkowiak, Utah | Milwaukee, 2007-08 |
| Terry Porter, Portland | Milwaukee, 2003-05; Phoenix 2008-09 |
| Lon Kruger, Oklahoma | Atlanta, 2000-03 |
| Eric Musselman, Arkansas | Golden State, 2002-04; Sacramento, 2006-07 |
| Mike Dunlap, Loyola Marymount | Charlotte, 2012-13 |
| Darrell Walker, Ark. Little Rock | Toronto, 1996-98; Washington, 1999-2000 |
| John Calipari, Kentucky | New Jersey, 1996-99 |
| Leonard Hamilton, Florida State | Washington, 2000-01 |
| Lindsey Hunter, Miss. Valley State | Phoenix, 2013 |

HUSKER FAMILY TIES RUN DEEP FOR HOIBERG

While Fred Hoiberg grew up in Ames and played his high school (Ames High School) and college basketball (Iowa State) there, he was born in Lincoln and has numerous ties to the city and to the University of Nebraska.

- Fred's father (Eric) and mother (Karen) both earned their undergraduate degrees from Nebraska in 1966. In fact, Eric earned his undergraduate degree, Master's degree, and Ph.D. in sociology from the university.
- His maternal grandfather was former Husker basketball coach Jerry Bush. Known as the "Big Bear of the Coliseum," Bush guided NU from 1955 to 1963, and directed two of the greatest upsets ever – a 43-41 victory over top-ranked Kansas and Wilt Chamberlain, and a 55-48 victory over No. 4 Kansas State and Olympian Bob Boozer during the 1957-58 campaign.
- His paternal grandfather (Otto) received his Master's Degree and Ph.D from Nebraska. He joined the faculty of the University of Nebraska in 1948, where he taught sociology and served as director of the community development program in the University of Nebraska Extension Division.

YOU CAN GO HOME AGAIN: PART 2

Assistant Coach Doc Sadler brings a unique perspective to the Husker basketball staff, as he returns to Lincoln after serving as the head coach at Southern Miss for the last five seasons. Sadler helped Southern Miss improve its win total in each of the last four seasons, including a 20-13 mark and Conference USA semifinal appearance in 2018-19. Sadler returns to a program that he served as head coach for six seasons, guiding the Huskers to 101 wins and three postseason appearances in his six-year tenure.

It is rare for a coach to return to a program as an assistant coach, as the only other known example is Marty Wilson, who was the interim head coach at Pepperdine in 1996 before returning to the school as an assistant coach in 2008.

FAMILIAR FACES FOR HOIBERG ON HUSKER STAFF

One strength of the Husker coaching staff is a familiarity with each other, as three staff members had worked with Hoiberg as assistant coaches during his previous stint at Iowa State from 2010 to 2015. Matt Abdelmassih also worked under Hoiberg in the front office with the Minnesota Timberwolves, while Bobby Lutz was an assistant coach with the Windy City Bulls in the G League while Hoiberg coached the Chicago Bulls.

Previous Experience with Fred Hoiberg

| Staff Member | Coaching Experience with Hoiberg |
|-------------------------------------------------|----------------------------------|
| Matt Abdelmassih, Assistant Coach | Iowa State (2010-15) |
| Doc Sadler, Assistant Coach | Iowa State (2013-14) |
| Bobby Lutz, Special Assistant to the Head Coach | Iowa State (2010-11) |

PINNACLE BANK ARENA SOLD OUT FOR 2019-20 SEASON

Since moving into Pinnacle Bank Arena in 2013-14, the Huskers have ranked in the top 15 in attendance nationally in each of the past six seasons. The streak will continue into 2019-20, as all available season tickets were sold out in August.

- Last season, Nebraska averaged 15,341 fans per home game to rank 10th nationally in attendance, matching the highest rank in school history.
- Nebraska is one of nine schools in the country to average 15,000+ fans per contest in each of the last six seasons, joining Kentucky, Syracuse, Louisville, North Carolina, Wisconsin, Indiana, Kansas and Creighton.
- The Big Ten Conference has led NCAA Basketball in attendance for 43 straight years, dating back to the 1976-77 season. Last season, Big Ten schools drew more than a combined three million fans for the fifth straight year.

Filling Up Pinnacle Bank Arena

| Season | Average | NCAA Rank |
|---------------------------|---------------|-------------|
| 2013-14 (1st year of PBA) | 15,419 | 13th |
| 2014-15 | 15,569 | 10th |
| 2015-16 | 15,430 | 11th |
| 2016-17 | 15,427 | 11th |
| 2017-18 | 15,494 | 11th |
| 2018-19 | 15,341 | 10th |
| 2019-20 | 15,511 | 11th |

HUSKERS POST PERFECT ITALIAN TRIP

The Huskers got a head start on the 2019-20 season by traveling to Italy for 10 days last August. NU visited Rome, Florence and Como during the trip while also going 4-0 against teams from Italy and Lithuania.

2019 Italian Summer Tour Results

| Date | Opponent | Result |
|---------|------------------------|----------|
| Aug. 5 | Stella Azzurra Academy | W, 87-56 |
| Aug. 7 | Silute BC (Lithuania) | W, 83-58 |
| Aug. 8 | Silute BC (Lithuania) | W, 73-70 |
| Aug. 12 | Italian Select | W, 84-62 |

STEVENSON DENIED NCAA WAIVER

Nebraska Athletics announced Nov. 26 that men's basketball player Shamiel Stevenson was denied a waiver and will not be eligible to compete until the start of the 2020-21 season.

Stevenson, a junior guard/forward from Toronto, Canada, will have two full years of eligibility remaining. He joins fellow transfers Dalano Banton and Derrick Walker as being eligible for the start of the 2020-21 season.

Stevenson transferred to Nebraska in May of 2019 from Nevada after Head Coach Eric Musselman took the Arkansas head coaching position. Stevenson began his career at Pittsburgh, where he played as a freshman, as well as four games as a sophomore before transferring at the end of the 2018 fall semester. Stevenson averaged 8.0 points and 4.1 rebounds per game in 36 games at Pittsburgh, and did not play at Nevada.

TRANSFERS BRING MUCH-NEEDED EXPERIENCE

While Nebraska has only one player who has previously played at Nebraska (Thorir Thorbjarnarson), a good portion of the roster has Division I experience. The Huskers feature six transfers who have combined for more than 3,000 points at the Division I level. Dachon Burke Jr. is the only returnee in the group after he began his collegiate career at Robert Morris before sitting out the 2018-19 season at Nebraska.

Experienced Additions (Entering 2019-20)

| Player | Last School | Pts | Reb | Asst. |
|---------------------|------------------|--------------|--------------|------------|
| Dalano Banton ^ | Western Kentucky | 105 | 92 | 65 |
| Dachon Burke Jr. | Robert Morris | 813 | 312 | 104 |
| Haanif Cheatham | FGCU | 842 | 296 | 170 |
| Matej Kavaz | Seattle | 980 | 358 | 72 |
| Shamiel Stevenson ^ | Nevada | 288 | 148 | 36 |
| Derrick Walker^ | Tennessee | 92 | 107 | 16 |
| Totals | | 3,120 | 1,313 | 463 |

^ - Will not be eligible until 2020-21

NEBRASKA HEAD COACH FRED HOIBERG

AT NEBRASKA (2019-PRESENT)

• Hired as Nebraska's 28th men's basketball coach on March 30, 2019, a position his grandfather (Jerry Bush) held for nine seasons from 1954 to 1963.

CHICAGO BULLS (2015-18)

- Coached the Chicago Bulls for three-plus seasons, posting a 115-155 record.
- Became just the fifth coach in franchise history to post a winning record in his debut season.
- Took the Bulls to the 2017 NBA Playoffs where they won the first two games against the top-seeded Boston Celtics, as the Bulls were the first No. 8 seed to take a 2-0 lead against a No. 1 seed since 1993.
- Was the fifth coach in NBA history to have each of his first two career playoff victories come on the road.

IOWA STATE (2010-15)

- Served as head coach at his alma mater for five seasons, posting a 115-56 record, which is the top winning percentage in school history (.673).
- Led the Cyclones to four straight NCAA Tournament appearances - a program record - while his 115 wins were the most in a five-year stretch in school history.
- Guided Iowa State to back-to-back Big 12 Tournament titles in 2014 and 2015.
- Produced four All-Americans, 12 All-Big 12 honorees and 10 players who played in the NBA.
- Named Big 12 Coach of the Year in 2012, as the Cyclones went from three conference wins to 12 in one season.
- Won 28 games and reached the NCAA Sweet 16 in 2014.
- Led the Big 12 in scoring offense in two of his last four seasons and topped the conference in 3-pointers four times in five years.

MINNESOTA TIMBERWOLVES (2005-10)

- Served as Vice President of Basketball Operations in 2009-10, overseeing the day-to-day operations of basketball programs including college and pro scouting, salary cap management and NBA Draft preparations.
- Was the Assistant General Manager for three seasons, helping the Timberwolves orchestrate a draft-day trade for five-time all-star Kevin Love in 2008.

AS AN NBA PLAYER (1995-2005)

- Spent 10 years in the NBA with the Indiana Pacers (four seasons), Chicago Bulls (four seasons) and Minnesota Timberwolves (two seasons) after being selected in the second round of the 1995 NBA Draft.
- Was a member of three NBA Playoff Teams, including a Timberwolves team that reached the 2004 Western Conference Finals.
- Shot 40 percent from 3-point range during his career and led the NBA in 3-point shooting in his final season (48.3, 2004-05).
- Ended his NBA career abruptly at the age of 33 after undergoing open-heart surgery to repair an aneurysm in his aortic root.

IOWA STATE PLAYING CAREER (1991-95)

- Started all four seasons at Iowa State, averaging 15.8 points, 6.9 rebounds, 2.8 assists and 1.6 steals per game in his collegiate career.
- His No. 32 was retired by Iowa State in 1997 and Hoiberg is a member of the ISU Hall of Fame.
- Garnered third-team All-America honors as a senior in 1994-95, averaging 19.9 points per game to help the Cyclones win a then-school-record 23 games and was named Big Eight Co-Male Athlete of the Year in 1995.
- Two-time Academic All-American who was inducted into the CoSIDA Academic Hall of Fame in 2016.



FRED HOIBERG'S COLLEGIATE COACHING RECORD

| Year | School | Overall Record | Pct. | Conf. Record | Pct | Conf. Finish | Postseason |
|---------------|------------|----------------|-------------|--------------|-------------|--------------|-------------------|
| 2010-11 | Iowa State | 16-16 | .500 | 3-13 | .188 | 12th | None |
| 2011-12 | Iowa State | 23-11 | .676 | 12-6 | .677 | T-3rd | NCAA Third Round |
| 2012-13 | Iowa State | 23-12 | .657 | 11-7 | .611 | T-4th | NCAA Third Round |
| 2013-14 | Iowa State | 28-8 | .778 | 11-7 | .611 | T-3rd | NCAA Sweet 16 |
| 2014-15 | Iowa State | 25-9 | .735 | 12-6 | .677 | T-2nd | NCAA Second Round |
| 2019-20 | Nebraska | 7-13 | .333 | 2-8 | .200 | | |
| Totals | | 122-70 | .635 | 51-47 | .520 | - | |

2019-20 TELEVISION/RADIO ROSTER




0 | AKOL AROP
Fr. | F | 6-6 | 190



1 | KEVIN CROSS
Fr. | F | 6-8 | 240



3 | CAM MACK
So. | G | 6-2 | 175



4 | SHAMIEL STEVENSON
Jr. | G/F | 6-6 | 245



11 | DACHON BURKE JR.
Jr. | G | 6-4 | 180



13 | DERRICK WALKER
Jr. | F | 6-8 | 235



21 | JACE PIATKOWSKI
Jr. | G | 6-3 | 175



22 | HAANIF CHEATHAM
Sr. | G | 6-5 | 195



23 | JERVAY GREEN
Jr. | G | 6-3 | 210



24 | YVAN OUEDRAOGO
Fr. | F | 6-9 | 260



25 | MATEJ KAVAZ
Sr. | G | 6-8 | 200



30 | CHARLIE EASLEY
Fr. | G | 6-2 | 190



34 | THORIR THORBJARNARSON
Jr. | G | 6-6 | 206



44 | BRET PORTER
Fr. | F | 6-6 | 215



45 | DALANO BANTON
So. | G | 6-8 | 195



FRED HOIBERG
Head Coach



MATT ABDELMASSIH
Assistant Coach



ARMON GATES
Assistant Coach



DOC SADLER
Assistant Coach



BOBBY LUTZ
Special Assistant to the Head Coach



LUCA VIRGILIO
Director of Basketball Operations



TIM WILSON
Strength Coach



MATT HOLT
Video Coordinator



BUZZY CARUTHERS
Director of Player Development



R.J. PIETIG
Athletic Trainer



PAT NORRIS
Equipment Manager



SHERYL BURBACH
Assistant Director of Basketball Operations



JOHN HARRIS JR.
Graduate Manager



VINCE FRITZ
Graduate Manager

Nebraska Team

Ranked in the top 5 (AP Poll) Never Happened
 Ranked in the top 10 (AP Poll) March 1, 1966
 Ranked in the top 20 (AP Poll) Jan. 2, 1995
 Ranked in the top 25 (AP Poll) Dec. 31, 2018 (No. 24)
 Ranked in the top 25 (USA Today Coaches Poll) Dec. 31, 2018 (No. 23)

Played AP Poll No. 1 ranked team lost at No. 1 Indiana (47-76), 2/13/2013
 Defeated AP Poll No. 1 ranked team at No. 1 Missouri (67-51), 2/6/1982
 Played AP Poll No. 2 ranked team lost at No. 2 Michigan (47-62), 1/9/13
 Defeated AP Poll No. 2 ranked team vs. No. 2 Oklahoma State (85-69), 2/5/1992
 Played Team Ranked 1-5 by AP lost at No. 3 Michigan State (57-86), 12/3/2017
 Defeated Team Ranked 1-5 by AP vs. No. 3 Texas (70-67), 2/19/2011
 Played Team Ranked 6-10 by AP lost to No. 9 Michigan State (76-91), 3/5/2019
 Defeated Team Ranked 6-10 by AP vs. No. 9 Wisconsin (77-68), 3/9/2014
 Defeated Team Ranked 11-25 by AP vs. No. 21 Maryland (68-61), 3/14/2019
 Defeated Team Ranked 1-10 by AP on Road at No. 9 Michigan State (60-51), 2/16/2014
 Defeated Ranked Team by AP on Road vs. No. 25 Indiana (66-51), 1/14/2019

Scored 100 or more points 106; vs. Mississippi Valley State, 11/6/2018
 Scored 90 or more points 90; at Indiana, 12/13/2019
 Scored 80 or more points 90; at Indiana, 12/13/2019
 Scored less than 50 points 47; vs. UC Riverside, 11/5/2019
 Scored less than 40 points 38; at Oregon, 12/15/2012
 Shot 75% from the field750, vs. Nebraska-Omaha (42-56), 1/25/1988 \$
 Shot 70% from the field723; vs. UNC Wilmington (34-47), 12/5/1997
 Shot 60% from the field628; vs. Northwestern (27-43), 2/3/2015

Made 50 or more free throws Never Happened
 Made 40 or more free throws 43, vs. Texas (43-59), 1/3/1996 - \$
 Made 30 or more free throws 37; vs. UTSA (37-50), 12/20/2017
 Made 25 or more free throws 25; vs. Illinois (25-30), 12/2/2018
 Attempted 60 or more free throws 60, vs. Kansas State (36-60), 1/11/1954 - \$
 Attempted 50 or more free throws 50, vs. UTSA (37-50), 12/20/2017
 Attempted 40 or more free throws 50, vs. UTSA (37-50), 12/20/2017
 Attempted 30 or more free throws 37; Southern (19-37), 11/22/2019
 Shot 100% from the foul line (min 10 att.) 1.000; at Penn State (16-16), 1/19/2013
 Shot 95% from the foul line (min 10 att.) 1.000; at Penn State, (16-16), 1/19/2013
 Shot 90% from the foul line (min 10 att.)913; vs. Oklahoma State (21-23), 12/16/2018

Made 20 or more 3-pointers Never Happened
 Made 15 or more 3-pointers 15; vs. Mississippi Valley State (15-37), 11/6/2018
 Made 10 or more 3-pointers 11; at Rutgers (11-27), 1/24/2020
 Made 0 3-pointers 0; vs. Jacksonville State (0-5), 12/18/2012
 Held Opponent to 0 3-pointers 0; Southeastern Louisiana, 11/22/2015
 Attempted 40 or more 3-pointers Never Happened
 Attempted 30 or more 3-pointers 30; vs. Indiana (9-30), 1/18/2020
 Attempted 20 or more 3-pointers 21; vs. Michigan (9-21), 1/28/2020
 Shot 75% from 3-point range (min. 10 att.)750, vs. UT-Pan American (9-12), 12/2/2009 - \$
 Shot 60% from 3-point range (min. 10 att.)647; vs. USC (11-17), 12/3/2012
 Shot 50% from 3-point range (min. 10 att.)500; vs. Washington State (9-18), 11/25/2019
 Shot 50% from 3-point range (min. 20 att.)571; vs. Southern (12-21), 11/22/2019

Had 60 or more rebounds 60; vs. Oral Roberts, 12/22/1999
 Had 50 or more rebounds 50; at Illinois, 2/2/2019

Had 30 or more assists 35, vs. Northeastern Illinois, 12/21/1994
 Had 25 or more assists 28; vs. North Carolina A&T, 12/19/2005
 Had 20 or more assists 22; vs. Purdue, 12/22/2019
 Had 15 or more assists 16; vs. Michigan, 1/27/2020

Had 20 or more steals 23, vs. Texas Tech, 3/4/1999 - \$
 Had 15 or more steals 15, Texas A&M-CC, 12/29/2019
 Had 10 or more steals 15, Texas A&M-CC, 12/29/2019

Had 15 or more blocked shots 15, vs. Coppin State, Dec. 6, 1996 - \$
 Had 10 or more blocked shots 14; at Northwestern, 1/2/2018

Had 30 or more turnovers 31, at Creighton, 12/11/2005
 Had 20 or more turnovers 22; vs. Wisconsin, 2/9/2017
 Had less than 5 turnovers 5; vs. Purdue, 2/23/2019

Nebraska Player...

Had 20 or more points: 20; Dachon Burke Jr. at Wisconsin, 1/21/2020
Had 25 or more points: 25; Dachon Burke Jr. at Indiana, 12/13/2019
Had 30 or more points: 34; James Palmer Jr. vs. Rutgers, 3/13/2019
Had 40 or more points: 41; Aleks Maric vs. Kansas State, 2/13/2007

Had No Player in Double Figures: vs. Ohio State, 1/21/2012
Had Five Players with 10 or more points vs. Iowa, 1/7/2020
 Thorir Thorbjarnarson (17); Cam Mack (15); Haanif Cheatham (14); Dachon Burke Jr. (13); Kevin Cross (11)
Had Six Players with 10 or more points vs. Southeastern Louisiana, 11/11/2018
 James Palmer Jr (17); Glynn Watson Jr. (16); Isaac Copeland (11);
 Isaiah Roby (10); Thomas Allen (10); Brady Heiman (10)
Two Huskers with 20 or more points, same game: at Indiana, 12/13/2019
 Haanif Cheatham (21) and Dachon Burke (25)
Three Huskers with 20 or more points, same game: Iowa, 3/10/2019
 James Palmer Jr. (30), Glynn Watson Jr. (23), Isaiah Roby (23)
Two Huskers with 30 or more points, same game: vs. Oregon, 11/25/1995
 Tyronn Lue (30) & Jaron Boone (30) - only time in school history

Had 10 or more rebounds: 10; Cam Mack at Northwestern, 1/11/2020
Had 15 or more rebounds: 16; Isaiah Roby vs. Northwestern, 2/16/2019
Had 20 or more rebounds: 21, Kimani Ffriend vs. Oral Roberts, 12/22/1999
Had 25 or more rebounds: 26, Bill Johnson vs. Iowa State, 1/4/1954 - \$
Two Huskers with 10 or more rebounds, same game: vs. Stetson, 12/29/2017
 (Tanner Borchardt, 10; Jordy Tshimanga, 10)
Three Huskers with 10 or more rebounds, same game: vs. Texas Tech, 1/19/2000
 (Steffon Bradford 16; Kimani Ffriend 12; Louis Truscott 11)

Had 5 or more 3-pointers: 5; Cam Mack vs. Michigan (5-7), 1/28/2020
Had 6 or more 3-pointers: 7; Glynn Watson Jr. vs. Iowa (7-12), 3/10/2019
Had 7 or more 3-pointers: 7; Glynn Watson Jr. vs. Iowa (7-12), 3/10/2019
Had 8 or more 3-pointers: 8; Cary Cochran, vs. Baylor (8-13), 2/27/2002 - \$

Had 5 or more assists: 9; Cam Mack vs. Michigan, 1/28/2020
Had 10 or more assists: 12; Cam Mack vs. Iowa, 1/7/2020
Had 15 or more assists: 15; Charles Richardson vs. Rutgers, 12/2/2006
Had 18 or more assists: 18; Brian Carr, at Evansville, 1/3/1985 - \$

Had 5 or more blocked shots: 5; Isaiah Roby vs. Northwestern, 2/16/2019
Had 6 or more blocked shots: 6; Isaiah Roby vs. Eastern Illinois, 11/11/2017
Had 7 or more blocked shots: 7; John Turek vs. Colorado, 3/2/2005
Had 9 or more blocked shots: 9; Mikki Moore vs. Coppin State, 12/6/1996 - \$
Had 10 or more blocked shots: Never Happened

Had 5 or more steals: 6; Dachon Burke vs. George Mason, 11/26/2019
Had 6 or more steals: 6; Glynn Watson Jr. vs. Long Beach State, 11/26/2017
Had 7 or more steals: 7; Brandon Richardson at Ohio State, 1/3/2012
Had 8 or more steals: 8, Cookie Belcher vs. Oklahoma St., 2/7/2001 - \$
Had 10 or more steals: Never Happened

Had Triple-Double (Points/Rebounds/Assists): Cam Mack vs. Purdue, 12/15/2019 (11/10/12)
Had Double-Double (Points/Assists): Cam Mack vs. Iowa, 1/7/2019 (15/10)
Had Double-Double (Points/Rebounds): Cam Mack at Northwestern, 1/11/2020 (11/10)
Had Double-Double (Points/Steals): Never Happened
Had Double-Double (Points/Blocks): Never Happened

\$ - School Record - # - Tied School record
 As of 1/29/2020

2019-20 GAME-BY-GAME COMPARISON

| Team | FG-FGA | Pct. | 3FG-3FGA | Pct. | FT-FTA | Pct. | O-D | Reb. | PF | A | TO | B | S | Pts. | W/L |
|--------------------------|--------|------|----------|------|--------|------|-------|------|----|----|----|---|----|------|---------|
| UC Riverside | 23-55 | .418 | 12-25 | .480 | 8-9 | .889 | 13-36 | 49 | 18 | 12 | 18 | 2 | 8 | 66 | |
| Nebraska | 16-55 | .291 | 6-26 | .231 | 9-19 | .474 | 9-20 | 29 | 11 | 12 | 11 | 6 | 6 | 47 | L |
| Southern Utah | 31-76 | .408 | 4-23 | .174 | 13-21 | .619 | 15-43 | 58 | 23 | 10 | 18 | 7 | 7 | 79 | |
| Nebraska | 27-73 | .370 | 5-26 | .192 | 19-23 | .655 | 10-34 | 44 | 17 | 15 | 13 | 5 | 9 | 78 | L (2OT) |
| South Dakota State | 29-70 | .414 | 3-21 | .143 | 12-18 | .667 | 14-30 | 44 | 20 | 7 | 13 | 4 | 5 | 73 | |
| Nebraska | 35-71 | .493 | 7-26 | .269 | 13-23 | .565 | 13-32 | 45 | 19 | 16 | 11 | 3 | 5 | 90 | W |
| Southern | 34-83 | .419 | 9-29 | .310 | 9-10 | .900 | 25-29 | 54 | 25 | 20 | 14 | 4 | 5 | 86 | |
| Nebraska | 31-54 | .574 | 12-21 | .571 | 19-37 | .514 | 4-24 | 28 | 12 | 19 | 9 | 5 | 5 | 93 | W (OT) |
| vs. Washington State | 27-73 | .370 | 6-27 | .222 | 11-16 | .688 | 15-29 | 44 | 23 | 9 | 13 | 3 | 6 | 71 | |
| Nebraska | 30-57 | .526 | 9-18 | .500 | 13-25 | .520 | 7-34 | 41 | 16 | 11 | 15 | 2 | 5 | 82 | W |
| vs. George Mason | 32-65 | .492 | 11-25 | .440 | 10-14 | .714 | 15-34 | 49 | 12 | 14 | 19 | 6 | 7 | 85 | |
| Nebraska | 24-61 | .321 | 10-30 | .333 | 8-13 | .615 | 7-19 | 26 | 13 | 12 | 15 | 4 | 9 | 66 | L |
| vs. South Florida | 27-70 | .366 | 8-27 | .296 | 5-6 | .833 | 17-22 | 39 | 15 | 12 | 8 | 3 | 4 | 67 | |
| Nebraska | 27-49 | .551 | 6-14 | .429 | 14-19 | .737 | 3-26 | 29 | 10 | 10 | 9 | 1 | 2 | 74 | W |
| at Georgia Tech | 32-73 | .438 | 5-23 | .217 | 4-8 | .500 | 12-35 | 47 | 17 | 19 | 16 | 8 | 9 | 73 | |
| Nebraska | 21-65 | .323 | 6-26 | .231 | 8-18 | .444 | 12-31 | 43 | 14 | 14 | 18 | 2 | 7 | 56 | L |
| at Creighton | 35-66 | .530 | 13-30 | .433 | 12-15 | .800 | 7-35 | 42 | 22 | 18 | 15 | 4 | 6 | 95 | |
| Nebraska | 27-65 | .415 | 9-27 | .333 | 13-24 | .542 | 8-26 | 34 | 13 | 9 | 12 | 3 | 4 | 76 | L |
| at Indiana | 32-68 | .471 | 5-25 | .200 | 27-38 | .711 | 19-35 | 54 | 14 | 14 | 15 | 6 | 5 | 96 | |
| Nebraska | 33-75 | .440 | 12-32 | .375 | 12-18 | .667 | 11-20 | 31 | 23 | 19 | 9 | 0 | 5 | 90 | L (OT) |
| Purdue | 24-79 | .304 | 6-35 | .171 | 2-5 | .400 | 19-30 | 49 | 15 | 12 | 9 | 7 | 5 | 56 | |
| at Nebraska | 26-61 | .426 | 11-30 | .367 | 7-9 | .778 | 7-38 | 45 | 9 | 22 | 11 | 2 | 6 | 70 | W |
| North Dakota | 29-61 | .475 | 11-31 | .355 | 6-8 | .750 | 10-24 | 34 | 16 | 11 | 13 | 1 | 2 | 75 | |
| at Nebraska | 28-59 | .475 | 9-21 | .429 | 9-16 | .563 | 12-23 | 35 | 14 | 14 | 11 | 1 | 8 | 74 | L |
| Texas A&M-Corpus Christi | 20-63 | .317 | 7-22 | .318 | 5-13 | .385 | 14-33 | 47 | 20 | 9 | 21 | 7 | 7 | 52 | |
| at Nebraska | 23-66 | .348 | 7-25 | .280 | 20-28 | .714 | 15-34 | 49 | 15 | 13 | 12 | 4 | 15 | 73 | W |
| Rutgers | 34-63 | .540 | 5-15 | .333 | 6-12 | .500 | 16-32 | 48 | 16 | 16 | 13 | 4 | 3 | 79 | |
| at Nebraska | 20-63 | .317 | 8-31 | .258 | 14-21 | .667 | 15-16 | 31 | 11 | 15 | 7 | 2 | 7 | 62 | L |
| Iowa | 32-77 | .416 | 4-33 | .121 | 2-5 | .400 | 19-29 | 48 | 21 | 17 | 11 | 3 | 6 | 70 | |
| at Nebraska | 26-53 | .491 | 10-26 | .385 | 14-26 | .538 | 6-28 | 34 | 14 | 16 | 11 | 1 | 7 | 76 | W |
| at Northwestern | 25-63 | .397 | 10-29 | .345 | 2-5 | .400 | 8-38 | 46 | 11 | 11 | 11 | 6 | 2 | 62 | |
| Nebraska | 21-67 | .313 | 9-30 | .300 | 6-11 | .545 | 9-33 | 42 | 14 | 14 | 6 | 2 | 7 | 57 | L |
| at No. 21 Ohio State | 30-55 | .545 | 10-22 | .455 | 10-15 | .667 | 8-27 | 35 | 13 | 17 | 12 | 9 | 2 | 80 | |
| Nebraska | 28-66 | .424 | 9-22 | .409 | 3-5 | .600 | 12-20 | 32 | 15 | 15 | 9 | 3 | 2 | 68 | L |
| Indiana | 31-61 | .508 | 8-25 | .308 | 12-20 | .600 | 12-36 | 48 | 17 | 21 | 16 | 8 | 2 | 82 | |
| at Nebraska | 25-63 | .397 | 9-30 | .300 | 15-22 | .662 | 8-22 | 30 | 18 | 16 | 11 | 1 | 8 | 74 | L |
| at Wisconsin | 29-63 | .460 | 18-34 | .529 | 6-8 | .750 | 10-30 | 40 | 16 | 23 | 11 | 4 | 5 | 82 | |
| Nebraska | 26-60 | .433 | 6-22 | .273 | 10-15 | .667 | 8-25 | 33 | 13 | 12 | 10 | 3 | 6 | 68 | L |
| at No 24 Rutgers | 28-62 | .452 | 8-22 | .364 | 11-17 | .647 | 10-32 | 42 | 14 | 15 | 12 | 7 | 6 | 75 | |
| Nebraska | 26-62 | .419 | 11-28 | .393 | 9-13 | .692 | 6-29 | 35 | 17 | 14 | 10 | 1 | 6 | 72 | L |
| Michigan | 28-56 | .500 | 7-24 | .292 | 16-24 | .667 | 10-31 | 41 | 16 | 13 | 17 | 6 | 9 | 79 | |
| Nebraska | 26-59 | .441 | 9-21 | .429 | 7-12 | .583 | 4-23 | 27 | 22 | 16 | 14 | 1 | 5 | 68 | L |

2019-20 SUPERLATIVES

2019-20 NEBRASKA TEAM GAME HIGHS

| | | |
|-----------------------|--------------|-------------------------------|
| POINTS | 93 | SOUTHERN U. (11/22/19) |
| | 90 | at Indiana (12/13/19) |
| | 90 | SOUTH DAKOTA ST. (11/15/19) |
| FIELD GOALS MADE | 35 | SOUTH DAKOTA ST. (11/15/19) |
| | 33 | at Indiana (12/13/19) |
| FIELD GOAL ATTEMPTS | 75 | at Indiana (12/13/19) |
| FIELD GOAL PERCENTAGE | .574 (31-54) | SOUTHERN U. (11/22/19) |
| | .551 (27-49) | vs South Fla. (11/27/19) |
| 3 PT FIELD GOALS MADE | 12 | at Indiana (12/13/19) |
| | 12 | SOUTHERN U. (11/22/19) |
| 3 PT FG ATTEMPTS | 32 | at Indiana (12/13/19) |
| 3 PT FG PERCENTAGE | .571 (12-21) | SOUTHERN U. (11/22/19) |
| | .500 (9-18) | vs Washington St. (11/25/19) |
| FREE THROWS MADE | 20 | A&M-CORPUS CHRISTI (12/29/19) |
| | 19 | SOUTHERN U. (11/22/19) |
| | 19 | SOUTHERN UTAH (11/09/19) |
| FREE THROW ATTEMPTS | 37 | SOUTHERN U. (11/22/19) |
| FREE THROW PERCENTAGE | .778 (7-9) | PURDUE (12/15/19) |
| | .737 (14-19) | vs South Fla. (11/27/19) |
| REBOUNDS | 49 | A&M-CORPUS CHRISTI (12/29/19) |
| | 45 | PURDUE (12/15/19) |
| | 45 | SOUTH DAKOTA ST. (11/15/19) |
| ASSISTS | 22 | PURDUE (12/15/19) |
| | 19 | at Indiana (12/13/19) |
| | 19 | SOUTHERN U. (11/22/19) |
| STEALS | 15 | A&M-CORPUS CHRISTI (12/29/19) |
| | 9 | vs George Mason (11/26/19) |
| | 9 | SOUTHERN UTAH (11/09/19) |
| BLOCKED SHOTS | 6 | UC RIVERSIDE (11/05/19) |
| TURNOVERS | 18 | at Georgia Tech (12/04/19) |
| FOULS | 23 | at Indiana (12/13/19) |

2019-20 OPPONENT TEAM GAME HIGHS

| | | |
|-----------------------|--------------|-------------------------------|
| POINTS | 96 | at Indiana (12/13/19) |
| | 95 | at Creighton (12-07-19) |
| FIELD GOALS MADE | 35 | at Creighton (12-07-19) |
| | 34 | RUTGERS (01/03/20) |
| | 34 | SOUTHERN U. (11/22/19) |
| FIELD GOAL ATTEMPTS | 83 | SOUTHERN U. (11/22/19) |
| FIELD GOAL PERCENTAGE | .545 (30-55) | at Ohio St. (01/14/20) |
| | .540 (34-63) | RUTGERS (01/03/20) |
| 3 PT FIELD GOALS MADE | 18 | at Wisconsin (01/21/20) |
| | 13 | at Creighton (12-07-19) |
| 3 PT FG ATTEMPTS | 35 | PURDUE (12/15/19) |
| 3 PT FG PERCENTAGE | .529 (18-34) | at Wisconsin (01/21/20) |
| | .480 (12-25) | UC RIVERSIDE (11/05/19) |
| FREE THROWS MADE | 27 | at Indiana (12/13/19) |
| | 16 | MICHIGAN (01/28/20) |
| FREE THROW ATTEMPTS | 38 | at Indiana (12/13/19) |
| FREE THROW PERCENTAGE | .900 (9-10) | SOUTHERN U. (11/22/19) |
| | .889 (8-9) | UC RIVERSIDE (11/05/19) |
| REBOUNDS | 58 | SOUTHERN UTAH (11/09/19) |
| | 54 | at Indiana (12/13/19) |
| | 54 | SOUTHERN U. (11/22/19) |
| ASSISTS | 23 | at Wisconsin (01/21/20) |
| | 21 | INDIANA (01/18/20) |
| STEALS | 9 | MICHIGAN (01/28/20) |
| | 9 | at Georgia Tech (12/04/19) |
| BLOCKED SHOTS | 9 | at Ohio St. (01/14/20) |
| | 8 | INDIANA (01/18/20) |
| | 8 | at Georgia Tech (12/04/19) |
| TURNOVERS | 21 | A&M-CORPUS CHRISTI (12/29/19) |
| FOULS | 25 | SOUTHERN U. (11/22/19) |

2019-20 NEBRASKA TEAM GAME LOWS

| | | |
|-----------------------|--------------|----------------------------|
| POINTS | 47 | UC RIVERSIDE (11/05/19) |
| | 56 | at Georgia Tech (12/04/19) |
| FIELD GOALS MADE | 16 | UC RIVERSIDE (11/05/19) |
| | 20 | RUTGERS (01/03/20) |
| FIELD GOAL ATTEMPTS | 49 | vs South Fla. (11/27/19) |
| FIELD GOAL PERCENTAGE | .291 (16-55) | UC RIVERSIDE (11/05/19) |
| | .313 (21-67) | at Northwestern (01/11/20) |
| 3 PT FIELD GOALS MADE | 5 | SOUTHERN UTAH (11/09/19) |
| | 6 | UC RIVERSIDE (11/05/19) |
| | 6 | vs South Fla. (11/27/19) |
| | 6 | at Georgia Tech (12/04/19) |
| | 6 | at Wisconsin (01/21/20) |
| 3 PT FG ATTEMPTS | 14 | vs South Fla. (11/27/19) |
| 3 PT FG PERCENTAGE | .192 (5-26) | SOUTHERN UTAH (11/09/19) |
| | .231 (6-26) | UC RIVERSIDE (11/05/19) |
| | .231 (6-26) | at Georgia Tech (12/04/19) |
| FREE THROWS MADE | 3 | at Ohio St. (01/14/20) |
| | 6 | at Northwestern (01/11/20) |
| FREE THROW ATTEMPTS | 5 | at Ohio St. (01/14/20) |
| FREE THROW PERCENTAGE | .444 (8-18) | at Georgia Tech (12/04/19) |
| | .474 (9-19) | UC RIVERSIDE (11/05/19) |
| REBOUNDS | 26 | vs George Mason (11/26/19) |
| | 27 | MICHIGAN (01/28/20) |
| ASSISTS | 9 | at Creighton (12-07-19) |
| | 10 | vs South Fla. (11/27/19) |
| STEALS | 2 | vs South Fla. (11/27/19) |
| | 2 | at Ohio St. (01/14/20) |
| BLOCKED SHOTS | 0 | at Indiana (12/13/19) |
| TURNOVERS | 6 | at Northwestern (01/11/20) |
| FOULS | 9 | PURDUE (12/15/19) |

2019-20 OPPONENT TEAM GAME LOWS

| | | |
|-----------------------|--------------|-------------------------------|
| POINTS | 52 | A&M-CORPUS CHRISTI (12/29/19) |
| | 56 | PURDUE (12/15/19) |
| FIELD GOALS MADE | 20 | A&M-CORPUS CHRISTI (12/29/19) |
| | 23 | UC RIVERSIDE (11/05/19) |
| FIELD GOAL ATTEMPTS | 55 | UC RIVERSIDE (11/05/19) |
| | 55 | at Ohio St. (01/14/20) |
| FIELD GOAL PERCENTAGE | .304 (24-79) | PURDUE (12/15/19) |
| | .317 (20-63) | A&M-CORPUS CHRISTI (12/29/19) |
| 3 PT FIELD GOALS MADE | 3 | SOUTH DAKOTA ST. (11/15/19) |
| 3 PT FG ATTEMPTS | 15 | RUTGERS (01/03/20) |
| 3 PT FG PERCENTAGE | .121 (4-33) | IOWA (01/07/20) |
| | .143 (3-21) | SOUTH DAKOTA ST. (11/15/19) |
| FREE THROWS MADE | 2 | PURDUE (12/15/19) |
| | 2 | IOWA (01/07/20) |
| | 2 | at Northwestern (01/11/20) |
| FREE THROW ATTEMPTS | 5 | PURDUE (12/15/19) |
| | 5 | IOWA (01/07/20) |
| | 5 | at Northwestern (01/11/20) |
| FREE THROW PERCENTAGE | .385 (5-13) | A&M-CORPUS CHRISTI (12/29/19) |
| REBOUNDS | 34 | NORTH DAKOTA (12/21/19) |
| | 35 | at Ohio St. (01/14/20) |
| ASSISTS | 7 | SOUTH DAKOTA ST. (11/15/19) |
| STEALS | 2 | NORTH DAKOTA (12/21/19) |
| | 2 | at Northwestern (01/11/20) |
| | 2 | at Ohio St. (01/14/20) |
| | 2 | INDIANA (01/18/20) |
| BLOCKED SHOTS | 1 | NORTH DAKOTA (12/21/19) |
| TURNOVERS | 9 | vs South Fla. (11/27/19) |
| | 9 | PURDUE (12/15/19) |
| FOULS | 11 | at Northwestern (01/11/20) |

2019-20 SUPERLATIVES

NEBRASKA WIN/LOSS MARGIN

| | 1 | 2 | 3 | 4 | 5 | 6 | 7 | 8 | 9 | 10 | 11 | 12 | 13 | 14 | 15 | 16 | 17 | 18 | 19 | 20 | +20 |
|---------------|---|---|---|---|---|---|---|---|---|----|----|----|----|----|----|----|----|----|----|----|-----|
| Husker Wins | 0 | 0 | 0 | 0 | 0 | 1 | 2 | 0 | 0 | 0 | 1 | 0 | 0 | 1 | 0 | 0 | 1 | 0 | 0 | 0 | 1 |
| Husker Losses | 2 | 0 | 1 | 0 | 1 | 1 | 0 | 1 | 0 | 0 | 1 | 1 | 0 | 1 | 0 | 0 | 2 | 0 | 3 | 0 | 0 |

2019-20 NEBRASKA INDIVIDUAL GAME HIGHS

| | | |
|--------------------------|-------------|------------------------------------------------------|
| Points | 26 | Haanif Cheatham vs South Fla. (11/27/19) |
| | 25 | Dachon Burke at Indiana (12/13/19) |
| | 24 | Cam Mack vs South Dakota St. (11/15/19) |
| Field Goals Made | 10 | Dachon Burke at Wisconsin (01/21/20) |
| | 9 | Dachon Burke at Indiana (12/13/19) |
| Field Goal Att. | 18 | Jervay Green vs Southern Utah (11/09/19) |
| | 16 | Dachon Burke at Indiana (12/13/19) |
| FG Pct (min 5 made) | .857 (6-7) | Cam Mack at Rutgers (01/25/20) |
| | .800 (8-10) | Haanif Cheatham vs Washington St. (11/25/19) |
| 3-Point FG Made | 5 | Cam Mack vs Michigan (01/28/20) |
| | 5 | Thor Thorbjarnarson at Rutgers (01/25/20) |
| | 5 | Thor Thorbjarnarson at Ohio St. (01/14/20) |
| 3-Point FG Att. | 10 | Jervay Green at Georgia Tech (12/04/19) |
| | 8 | Thor Thorbjarnarson at Rutgers (01/25/20) |
| | 8 | Cam Mack vs Indiana (01/18/20) |
| | 8 | Thor Thorbjarnarson at Ohio St. (01/14/20) |
| | 8 | Dachon Burke at Indiana (12/13/19) |
| | 8 | Cam Mack at Indiana (12/13/19) |
| | 8 | Jervay Green vs Southern Utah (11/09/19) |
| 3-Pt FG Pct (min 2 made) | 1.000 (2-2) | Thor Thorbjarnarson vs Southern U. (11/22/19) |
| | .800 (4-5) | Cam Mack at Rutgers (01/25/20) |
| | .800 (4-5) | Matej Kavas vs North Dakota (12/21/19) |
| | .800 (4-5) | Thor Thorbjarnarson at Creighton (12-07-19) |
| Free Throws Made | 9 | Haanif Cheatham vs South Fla. (11/27/19) |
| | 8 | Haanif Cheatham vs A&M-Corpus Christi (12/29/19) |
| Free Throw Att. | 11 | Cam Mack vs Indiana (01/18/20) |
| | 11 | Haanif Cheatham vs South Fla. (11/27/19) |
| | 11 | Cam Mack vs Washington St. (11/25/19) |
| FT Pct (min 4 made) | 1.000 (4-4) | Haanif Cheatham at Rutgers (01/25/20) |
| | 1.000 (4-4) | Dachon Burke vs Southern Utah (11/09/19) |
| Rebounds | 14 | Yvan Ouedraogo vs A&M-Corpus Christi (12/29/19) |
| | 12 | Yvan Ouedraogo vs South Dakota St. (11/15/19) |
| Assists | 12 | Cam Mack vs Purdue (12/15/19) |
| | 11 | Cam Mack vs Southern Utah (11/09/19) |
| Steals | 5 | Dachon Burke vs George Mason (11/26/19) |
| | 4 | Thor Thorbjarnarson vs A&M-Corpus Christi (12/29/19) |
| Blocked Shots | 3 | Dachon Burke vs A&M-Corpus Christi (12/29/19) |
| | 3 | Jervay Green vs UC Riverside (11/05/19) |
| Turnovers | 5 | Cam Mack vs North Dakota (12/21/19) |
| | 5 | Cam Mack vs Washington St. (11/25/19) |
| | 5 | Yvan Ouedraogo vs South Dakota St. (11/15/19) |
| Fouls | 5 | Jervay Green vs Michigan (01/28/20) |
| | 5 | Kevin Cross vs Indiana (01/18/20) |
| | 5 | Thor Thorbjarnarson at Northwestern (01/11/20) |
| | 5 | Cam Mack vs Washington St. (11/25/19) |
| | 5 | Jervay Green vs UC Riverside (11/05/19) |
| Minutes | 46 | Jervay Green vs Southern Utah (11/09/19) |
| | 45 | Cam Mack at Indiana (12/13/19) |
| | 42 | Thor Thorbjarnarson at Indiana (12/13/19) |
| | 42 | Cam Mack vs Southern Utah (11/09/19) |

2019-20 OPPONENT INDIVIDUAL GAME HIGHS

| | | |
|--------------------------|-------------|------------------------------------------------|
| Points | 31 | Micah Bradford vs Southern U. (11/22/19) |
| | 30 | Marcus Zegarowski at Creighton (12-07-19) |
| | 27 | CJ Elleby vs Washington St. (11/25/19) |
| Field Goals Made | 13 | Marcus Zegarowski at Creighton (12-07-19) |
| | 11 | Micah Bradford vs Southern U. (11/22/19) |
| Field Goal Att. | 23 | Joe Wieskamp vs Iowa (01/07/20) |
| | 21 | CJ Elleby vs Washington St. (11/25/19) |
| FG Pct (min 5 made) | 1.000 (8-8) | Caleb McConnell vs Rutgers (01/03/20) |
| | .875 (7-8) | Joey Brunk vs Indiana (01/18/20) |
| 3-Point FG Made | 6 | Micah Bradford vs Southern U. (11/22/19) |
| | 5 | Jamal Hartwell II vs George Mason (11/26/19) |
| 3-Point FG Att. | 11 | Micah Bradford vs Southern U. (11/22/19) |
| | 10 | Eli Brooks vs Michigan (01/28/20) |
| | 10 | Miller Kopp at Northwestern (01/11/20) |
| | 10 | Joe Wieskamp vs Iowa (01/07/20) |
| | 10 | Jamal Hartwell II vs George Mason (11/26/19) |
| 3-Pt FG Pct (min 2 made) | 1.000 (2-2) | Micah Potter at Wisconsin (01/21/20) |
| | 1.000 (2-2) | Caleb McConnell vs Rutgers (01/03/20) |
| Free Throws Made | 7 | Trayce Jackson-Davis at Indiana (12/13/19) |
| | 7 | CJ Elleby vs Washington St. (11/25/19) |
| | 7 | Dwayne Morgan vs Southern Utah (11/09/19) |
| Free Throw Att. | 11 | Trayce Jackson-Davis at Indiana (12/13/19) |
| | 10 | Justin Smith at Indiana (12/13/19) |
| FT Pct (min 4 made) | 1.000 (7-7) | CJ Elleby vs Washington St. (11/25/19) |
| | 1.000 (6-6) | Ty-Shon Alexander at Creighton (12-07-19) |
| | 1.000 (4-4) | Aljami Durham at Indiana (12/13/19) |
| | 1.000 (4-4) | Jordan Miller vs George Mason (11/26/19) |
| Rebounds | 18 | Luka Garza vs Iowa (01/07/20) |
| | 18 | George Willborn III vs UC Riverside (11/05/19) |
| Assists | 7 | D'Mitrik Trice at Wisconsin (01/21/20) |
| | 7 | Michael Devoe at Georgia Tech (12/04/19) |
| Steals | 4 | Javon Greene vs George Mason (11/26/19) |
| | 4 | Jakolby Long vs Southern Utah (11/09/19) |
| Blocked Shots | 5 | Myles Johnson at Rutgers (01/25/20) |
| | 5 | AJ Wilson vs George Mason (11/26/19) |
| Turnovers | 6 | Franz Wagner vs Michigan (01/28/20) |
| | 6 | Pat Spencer at Northwestern (01/11/20) |
| | 6 | Michael Devoe at Georgia Tech (12/04/19) |
| | 6 | George Willborn III vs UC Riverside (11/05/19) |
| Fouls | 5 | Aljami Durham at Indiana (12/13/19) |
| | 5 | Christian Bishop at Creighton (12-07-19) |
| | 5 | Micah Bradford vs Southern U. (11/22/19) |
| | 5 | Jayden Saddler vs Southern U. (11/22/19) |

2019-20 RECORD BY STARTING LINEUP

| No. | Starting Lineup | Record |
|-----|---------------------------------------------------|--------|
| 1. | Burke, Cheatham, Green, Mack, Ouedraogo | 3-4 |
| 2. | Burke, Cheatham, Green, Kavas, Ouedraogo | 1-0 |
| 3. | Burke, Cheatham, Green, Ouedraogo, Thorbjarnarson | 0-1 |
| 4. | Burke, Cheatham, Mack, Ouedraogo, Thorbjarnarson | 3-9 |

RECAPS

(-----Nebraska Individual Leaders-----)

| Date | Opponent | Result | Record (B1G) | Attend. | Points | Rebounds | Assists | Steals |
|-------|--------------------------|----------------|--------------|---------|---------------------|------------------------|--------------------|------------------------------|
| 11/5 | UC Riverside | L, 47-66 | 0-1 (0-0) | 15,745 | (11) Mack | (9) Mack | (3) Mack, Cheatham | (2) Green, Ouedraogo |
| 11/9 | Southern Utah | L, 78-79 (2OT) | 0-2 (0-0) | 15,828 | (19) Cross | (8) Green | (11) Mack | (3) Green |
| 11/15 | South Dakota State | W, 90-73 | 1-2 (0-0) | 15,946 | (24) Mack | (12) Ouedraogo | (5) Green | (3) Mack |
| 11/22 | Southern | W, 93-86 (OT) | 2-2 (0-0) | 15,931 | (22) Green | (7) Cheatham | (8) Mack | (2) Green |
| 11/25 | vs. Washington State | W, 82-71 | 3-2 (0-0) | 660 | (19) Cheatham | (8) Mack, Green, Cross | (6) Mack | (3) Mack |
| 11/26 | vs. George Mason | L, 66-85 | 3-3 (0-0) | 1,066 | (14) Burke | (5) Ouedraogo, Cross | (5) Green | (5) Burke |
| 11/27 | vs. South Florida | W, 74-67 | 4-3 (0-0) | 512 | (26) Cheatham | (5) Ouedraogo | (7) Mack | (2) Mack |
| 12/4 | at Georgia Tech | L, 56-73 | 4-4 (0-0) | 5,133 | (14) Cheatham | (11) Cheatham | (6) Mack | (2) Cheatham, Thorbjarnarson |
| 12/7 | at Creighton | L, 76-95 | 4-5 (0-0) | 18,068 | (14) Cheatham | (7) Burke | (3) Mack | (2) Burke |
| 12/13 | at Indiana* | L, 90-96 (OT) | 4-6 (0-1) | 17,222 | (25) Burke | (10) Ouedraogo | (10) Mack | (2) Burke, Mack |
| 12/15 | Purdue* | W, 70-54 | 5-6 (1-1) | 15,654 | (18) Burke | (10) Mack | (12) Mack | (2) Burke, Cheatham |
| 12/21 | North Dakota | L, 74-75 | 5-7 (1-1) | 15,010 | (19) Mack | (9) Ouedraogo | (7) Mack | (3) Burke |
| 12/29 | Texas A&M-Corpus Christi | W, 73-52 | 6-7 (1-1) | 14,968 | (17) Cheatham | (14) Ouedraogo | (5) Mack | (4) Thorbjarnarson |
| 1/3 | Rutgers* | L, 62-79 | 6-8 (1-2) | 15,024 | (16) Cheatham | (5) Mack, Burke | (6) Mack | (2) Green |
| 1/7 | Iowa * | W, 76-70 | 7-8 (2-2) | 14,722 | (17) Thorbjarnarson | (9) Thorbjarnarson | (10) Mack | (2) Thorbjarnarson, Easley |
| 1/11 | at Northwestern * | L, 57-62 | 7-9 (2-3) | 5,664 | (11) Mack | (10) Mack | (7) Mack | (3) Cheatham |
| 1/14 | at No. 21 Ohio State * | L, 68-80 | 7-10 (2-4) | 12,954 | (15) Thorbjarnarson | (6) Thorbjarnarson | (6) Mack | (1) Mack, Burke |
| 1/18 | Indiana * | L, 74-82 | 7-11 (2-5) | 15,925 | (20) Mack | (9) Thorbjarnarson | (9) Mack | (3) Thorbjarnarson, Easley |
| 1/21 | at Wisconsin | L, 68-82 | 7-12 (2-6) | 16,856 | (20) Burke | (8) Burke, Ouedraogo | (6) Mack | (3) Cross |
| 1/25 | at No. 24 Rutgers | L, 72-75 | 7-13 (2-7) | 8,000 | (19) Mack | (8) Thorbjarnarson | (5) Burke | (2) Green |
| 1/28 | Michigan | L, 68-79 | 7-14 (2-8) | 15,868 | (19) Mack | (8) Thorbjarnarson | (9) Mack | (3) Easley |

THE LAST TIME...

| Nebraska... | A Nebraska Opponent... |
|---------------------------------------------------------------------------------------------------------------|------------------------------------------------------------------------|
| Scored 100 or more points.....106; vs. Mississippi Valley State, 11/6/18 | 101; TCU, 3/15/99 |
| Scored 90 or more points.....90; at Indiana, 12/13/19 | 96; at Indiana, 12/13/19 |
| Scored 41 to 50 points.....47; UC Riverside, 11/5/19 | 50; Northwestern, 2/16/19 |
| Scored 40 or fewer points38; at Oregon, 12/15/12 | 38; Southwest Minnesota State, 12/28/18 |
| Shot 70% from the field......723; vs. UNC Wilmington 12/5/97 (34-47) | .723; Kansas, 2/2/85 (34-47) |
| Shot 60% from the field......628; vs. Northwestern, 2/3/15 (27-43) | .630; Michigan, 3/5/17 (34-54) |
| Shot 90% from the free throw line (Min 10 attempts)......909; vs. Southwest Minnesota State, 12/28/18 (10-11) | .917; vs. Wisconsin (BTT), 3/15/19 (11-12) |
| Made 10, 3-Point Field Goals11; a at Rutgers, 1/24/20 (11-28) | 18; at Wisconsin, 1/21/20 (18-34) |
| Had 60 rebounds.....60; vs. Oral Roberts, 12/22/99 | 62; Colorado, 2/15/75 |
| Had 50 rebounds.....50; at Illinois, 2/2/19 | 54; at Indiana, 12/13/19 |
| Had 30 assists35, vs. Northeastern Illinois, 12/21/94 | 30; Iowa State, 2/3/93 |
| Had 15 steals15, vs. Texas A&M-Corpus Christi 12/29/19 | 15; Florida State, 12/31/05 |
| Had 10 blocked shots14; at Northwestern, 1/2/18 | 11; at Michigan State, 12/3/17 |
| Had 10 or fewer turnovers10, at Rutgers, 1/24/20 | 9; Purdue, 12/15/19 |
| Had 20 or more turnovers.....22; vs. Wisconsin, 2/9/17 | 22; vs. Rutgers (BTT), 3/13/19 |
| Had three players with 20 pointsvs. Iowa, 3/10/19 | Michigan, 1/14/17 |
|(Palmer Jr. 27; Watson Jr. 23; Roby 23) | (Wagner 23, Irvin 21, Walton 20) |
| Had three players with 10 reboundsvs. Texas Tech, 1/19/00 | at Kansas, 1/9/02 |
|(Bradford 16, Ffriend 12, Truscott 11) | (Collison 13, Gooden 12, Simien 10) |
| Had five players reach double-figure points.....vs. Iowa, 1/7/2020 | at Ohio State, 1/14/20 |
|(Thorbjarnarson 17; Mack 15; Cheatham 14; Burke 13; Cross 11) | (A.Wesson 11; Young 10; K. Wesson 13, Carton 13; Walker 18; Liddel 10) |
| Had a player score 40 points41; Aleks Maric, vs. Kansas State, 2/13/07 | 41; Jarrius Jackson, Texas Tech, 2/18/06 |
| Had a player score 30 points30; James Palmer Jr. vs. Rutgers (BTT), 3/13/19 | 30; Marcus Zegarowski, Creighton, 12/7/19 |
| Had a player grab 15 rebounds16; Isaiah Roby vs. Northwestern, 2/16/19 | 18; Luka Garza, Iowa 1/7/20 |
| Had a player dish out 10 assists.....10; Cam Mack vs. Iowa, 1/7/20 | 10; Xavier Simpson, Michigan, 2/28/19 |
| Had a player collect five steals5; Dachon Burke vs George Mason, 11/26/18 | 7; Josh Reeves, Penn State, 2/25/18 |
| Had a player block five shots.....5; Isaiah Roby vs. Maryland, 2/6/18 | 5; AJ Wilson, George Mason, 11/26/19 |
| Had a player with a triple double11 pt/10 reb/12 asst.; Cam Mack v. Purdue, 12/15/19 | |

MISC REVIEW

| Nebraska Record When: | All (W) | All(L) | H(W) | H(L) | A (W) | A (L) | | | | | | |
|-----------------------------|---------|--------|------|------|-------|-------|-------------------------------|---|----|---|---|---|
| Ahead at Halftime | 5 | 2 | 5 | 2 | 0 | 0 | Rebounds are Even | 0 | 0 | 0 | 0 | 0 |
| Behind at Halftime | 2 | 12 | 0 | 4 | 2 | 8 | Committing More TOs than Opp | 2 | 1 | 1 | 0 | 1 |
| Tied at Halftime | 0 | 0 | 0 | 0 | 0 | 0 | Committing Fewer TOs than Opp | 3 | 13 | 3 | 6 | 0 |
| Bench Outscores Opponent's | 4 | 6 | 3 | 2 | 1 | 4 | Turnovers are Even | 2 | 0 | 1 | 0 | 1 |
| Opponent Bench Outscores NU | 3 | 6 | 2 | 4 | 1 | 2 | Leading with 5:00 left | 7 | 2 | 5 | 1 | 2 |
| Bench scoring is even | 0 | 2 | 0 | 0 | 0 | 2 | Trailing with 5:00 left | 0 | 12 | 0 | 5 | 0 |
| Shooting 50% or Better | 3 | 0 | 1 | 0 | 2 | 0 | Tied with 5:00 left | 0 | 0 | 0 | 0 | 0 |
| Shooting Under 50% | 4 | 14 | 4 | 6 | 0 | 8 | In Overtime | 1 | 2 | 1 | 1 | 0 |
| Opp. Shoots 50% or Better | 0 | 5 | 0 | 3 | 0 | 2 | Scoring 80 or more points | 3 | 1 | 2 | 0 | 1 |
| Opp. Shoots Under 50% | 7 | 9 | 5 | 3 | 2 | 6 | Scoring 61 to 79 points | 4 | 10 | 3 | 5 | 1 |
| Outshooting Opponent (pct.) | 6 | 0 | 5 | 0 | 1 | 0 | Scoring 60 or fewer points | 0 | 3 | 0 | 1 | 0 |
| Outshot by Opponent (pct.) | 1 | 13 | 0 | 5 | 1 | 8 | Allowing 80 or more points | 1 | 6 | 1 | 1 | 0 |
| Shooting is even | 0 | 1 | 0 | 1 | 0 | 0 | Allowing 61 to 79 points | 4 | 8 | 2 | 5 | 2 |
| Outrebounding Opponent | 2 | 1 | 2 | 1 | 0 | 0 | Allowing 60 or fewer points | 2 | 0 | 2 | 0 | 0 |
| Outrebounded by Opponent | 5 | 13 | 3 | 5 | 2 | 8 | | | | | | |

MISC REVIEW

| | | | |
|------------------------------------------------|------------------------------------------------------------------------|-------------------------------------------------|-----------------------------------------|
| Biggest margin of victory | 21, Texas A&M-Corpus Christi (12/29) | Largest halftime lead surrendered in loss | 11, Southern Utah (11/9) |
| Biggest margin of defeat | 19, UC Riverside (11/5); vs. George Mason (11/26); at Creighton (12/7) | Largest lead at any time | 31, South Dakota State (11/15) |
| Largest deficit overcome in win..... | 8, Southern (11/22) | Largest deficit at any time | 32, at Creighton (12/7) |
| Largest halftime deficit overcome in win | N/A | Largest runs without opponent scoring | 13, South Dakota State (8:10-4:22, 1st) |
| Largest lead surrendered in loss..... | 14, Southern Utah (11/9) | Largest opponent run without NU scoring..... | 13, Southern (3:40-1:14, 1st) |

SPECIALITY STATS

| Opponent | NU-Opp Paint | NU-Opp off TO | NU-Opp 2nd Ch. | NU-Opp Bench | Largest Lead | Largest Deficit | Tip | 1st Sub(s) |
|--------------------------|-----------------|------------------|-------------------|-----------------|-----------------|------------------|------|--------------|
| UC Riverside | 18-22 | 14-3 | 0-11 | 14-18 | 9, (13:12, 1st) | 20 (2nd, 1:19) | Won | Cross, Kavas |
| Southern Utah | 42-48 | 12-13 | 3-9 | 28-29 | 15 (4:10, 1st) | 4 (2nd, 0:05) | Lost | Cross |
| South Dakota State | 50-48 | 16-7 | 11-13 | 20-24 | 31 (4:50, 1st) | - | Won | Cross |
| Southern | 38-38 | 18-11 | 3-16 | 30-23 | 13 (5:07, 1st) | 8 (2nd, 14:06) | Lost | Cross, Kavas |
| vs. Washington State | 40-42 | 19-17 | 4-20 | 19-14 | 16 (7:22, 2nd) | 6 (1st, 6:44) | Won | Cross |
| vs. George Mason | 24-34 | 15-11 | 9-17 | 26-15 | 2 (10:44, 1st) | 21 (1:23, 2nd) | Lost | Cross |
| vs. South Florida | 32-34 | 12-10 | 2-15 | 12-19 | 8 (8:14, 1st) | 8 (6:42, 2nd) | Lost | Cross |
| at Georgia Tech | 30-48 | 10-18 | 5-7 | 13-10 | 4 (12:32, 1st) | 20 (0:16, 2nd) | Lost | Cross |
| at Creighton | 34-38 | 11-11 | 10-7 | 29-12 | - | 32 (18:36, 2nd) | Won | Mack, Cross |
| at Indiana | 42-52 | 21-10 | 10-26 | 3-28 | 4 (7:04, 1st) | 9 (16:57, 1st) | Lost | Cross |
| Purdue | 26-32 | 13-12 | 9-12 | 13-17 | 16 (0:24, 2nd) | 3 (6:19, 1st) | Lost | Cross, Kavas |
| North Dakota | 36-30 | 15-16 | 6-11 | 24-8 | 4 (18:33, 1st) | 8 (10:37, 2nd) | Won | Cross, Green |
| Texas A&M-Corpus Christi | 32-22 | 24-13 | 17-6 | 23-21 | 24 (5:18, 2nd) | 1 (17:52, 1st) | Won | Cross, Green |
| Rutgers | 24-52 | 11-15 | 0-12 | 21-24 | 5 (13:06, 1st) | 22 (10:58, (2nd) | Lost | Cross |
| Iowa | 26-52 | 10-16 | 3-17 | 12-4 | 12 (8:03, 1st) | 1 (12:41, 2nd) | Lost | Cross, Kavas |
| at Northwestern | 22-22 | 7-6 | 2-11 | 20-15 | 5 (17:13, 1st) | 18 (1:13, 1st) | Lost | Cross |
| at No. 21 Ohio State | 38-34 | 17-15 | 13-12 | 15-15 | 4 (17:29, 1st) | 25 (8:25, 2nd) | Lost | Cross |
| Indiana | 30-40 | 13-10 | 9-15 | 15-21 | 9 (12:18, 1st) | 19 (15:02, 2nd) | Lost | Cross |
| at Wisconsin | 36-16 | 19-9 | 10-12 | 17-29 | 4 (17:38; 1st) | 18 (1:04, 2nd) | Lost | Cross |
| at No. 24 Rutgers | 30-30 | 16-11 | 5-17 | 22-22 | 7 (16:26, 1st) | 14 (14:36, 2nd) | Won | Easley |
| Michigan | 28-38 | 14-16 | 4-10 | 17-11 | 5 (18:04, 1st) | 15 (5:47, 2nd) | Lost | Easley |

NEBRASKA SEASON/CAREER BESTS

#0 AKOL AROP

Points
Season: 2 at Creighton (12/7)
Career: Same

Rebounds
Season: 4 at Creighton (12/7)
Career: Same

Field Goals
Season: None
Career: Same

Field Goal Attempts
Season: 1 vs. UC Riverside (11/5); at Creighton (12/7)
Career: Same

3-Point Field Goals
Season: None
Career: Same

3-Point Field Goal Attempts
Season: 1 vs. UC Riverside (11/5)
Career: Same

Free Throws
Season: 2 at Creighton (12/7)
Career: Same

Free Throw Attempts
Season: 2 at Creighton (12/7)
Career: Same

Assists
Season: None
Career: Same

Steals
Season: None
Career: Same

Blocks
Season: 1 at Creighton (12/7); at Wisconsin (1/21)
Career: Same

Minutes Played
Season: 3 at Creighton (12/7)
Career: Same

#1 KEVIN CROSS

Points
Season: 19 vs. Southern Utah (11/9)
Career: Same

Rebounds
Season: 8 vs. Washington State (11/25)
Career: Same

Field Goals
Season: 8 vs. Southern Utah (11/9)
Career: Same

Field Goal Attempts
Season: 15 vs. Southern Utah (11/9)
Career: Same

3-Point Field Goals
Season: 3 three times, last Michigan (1/28)
Career: Same

3-Point Field Goal Attempts
Season: 7 at Northwestern (1/11)
Career: Same

Free Throws
Season: 3 vs. Rutgers (1/4)
Career: Same

Free Throw Attempts
Season: 3 vs. Rutgers (1/4)
Career: Same

Assists
Season: 3 three times, last at Rutgers (1/24/20)
Career: Same

Steals
Season: 3 at Wisconsin (1/21)
Career: Same

Blocks
Season: 2 vs. SDSU (11/15); vs. Washington State (11/25)
Career: Same

Minutes Played
Season: 36 vs. Southern Utah (11/9)
Career: Same

#3 CAM MACK

Points
Season: 24 vs. SDSU (11/15)
Career: Same

Rebounds
Season: 10 vs. Purdue (12/15); at Northwestern (1/11)
Career: Same

Field Goals
Season: 8 vs. SDSU (11/15)
Career: Same

Field Goal Attempts
Season: 15 at Ohio State (1/14); at Wisconsin (1/21)
Career: Same

3-Point Field Goals
Season: 5 Michigan (1/28)
Career: Same

3-Point Field Goal Attempts
Season: 8 at Indiana (12/13); vs. Indiana (1/18)
Career: Same

Free Throws
Season: 7 vs. Indiana (1/18)
Career: Same

Free Throw Attempts
Season: 11 vs. Washington State (11/25); vs. Indiana (1/18)
Career: Same

Assists
Season: 12 vs. Purdue (12/15)
Career: Same

Steals
Season: 3 three times, last vs. TAMU-CC (12/29)
Career: Same

Blocks
Season: 2 four times, last at Ohio State (1/14)
Career: Same

Minutes Played
Season: 45 at Indiana (12/13)
Career: Same

#11 DACHON BURKE JR.

Points
Season: 25 at Indiana (12/13)
Career: Same

Rebounds
Season: 8 at Wisconsin (1/21)
Career: Same

Field Goals
Season: 10 at Wisconsin (1/21)
Career: Same

Field Goal Attempts
Season: 14 at Northwestern (1/11); at Wisconsin (1/21)
Career: Same

3-Point Field Goals
Season: 4 at Indiana (12/13); vs. Purdue (12/15)
Career: Same

3-Point Field Goal Attempts
Season: 8 at Indiana (12/13)
Career: Same

Free Throws
Season: 6 vs. SDSU (11/15)
Career: Same

Free Throw Attempts
Season: 9 vs. SDSU (11/15)
Career: Same

Assists
Season: 5 at Rutgers (1/24/20)
Career: Same

Steals
Season: 5 vs. George Mason (11/26)
Career: Same

Blocks
Season: 3 vs. TAMU-CC (12/29)
Career: Same

Minutes Played
Season: 40 at Indiana (12/13)
Career: Same

#22 HAANIF CHEATHAM

Points
Season: 26 vs. South Florida (11/27/19)
Career: Same

Rebounds
Season: 11 at Georgia Tech (12/4)
Career: Same

Field Goals
Season: 9 vs. South Florida (11/27/19)
Career: Same

Field Goal Attempts
Season: 15 at Indiana (12/13)
Career: Same

3-Point Field Goals
Season: 2 five times, last vs. Indiana (1/18)
Career: Same

3-Point Field Goal Attempts
Season: 6 at Indiana (12/13)
Career: Same

Free Throws
Season: 9 vs. South Florida (11/27/19)
Career: Same

Free Throw Attempts
Season: 11 vs. South Florida (11/27/19)
Career: Same

Assists
Season: 4 vs. Purdue (12/15)
Career: Same

Steals
Season: 3 at Northwestern (1/11)
Career: Same

Blocks
Season: 1 vs. Southern Utah (11/9); vs. SDSU (11/15)
Career: Same

Minutes Played
Season: 41 at Indiana (12/13)
Career: Same

#23 JERVAY GREEN

Points
Season: 22 vs. Southern (11/22)
Career: Same

Rebounds
Season: 8 vs. So. Utah (11/9); vs. Washington State (11/25)
Career: Same

Field Goals
Season: 7 vs. Southern (11/22)
Career: Same

Field Goal Attempts
Season: 18 vs. Southern Utah (11/9)
Career: Same

3-Point Field Goals
Season: 4 vs. Southern (11/22)
Career: Same

3-Point Field Goal Attempts
Season: 10 at Georgia Tech (12/4)
Career: Same

Free Throws
Season: 4 vs. Southern Utah (11/9); vs. Southern (11/22)
Career: Same

Free Throw Attempts
Season: 7 vs. Southern (11/22)
Career: Same

Assists
Season: 6 vs. Southern (11/22)
Career: Same

Steals
Season: 3 vs. Southern Utah (11/9)
Career: Same

Blocks
Season: 3 vs. UC Riverside (11/5)
Career: Same

Minutes Played
Season: 46 vs. Southern Utah (11/9)
Career: Same

#24 YVAN QUEDRAOGO

Points
Season: 11 vs. Southern (11/22); vs. TAMU-CC (12/29)
Career: Same

Rebounds
Season: 14 vs. TAMU-CC (12/29)
Career: Same

Field Goals
Season: 4 three times, last at Ohio State (1/14)
Career: Same

Field Goal Attempts
Season: 11 at Indiana (12/13)
Career: Same

3-Point Field Goals
Season: None
Career: Same

3-Point Field Goal Attempts
Season: None
Career: Same

Free Throws
Season: 5 vs. Southern (11/22); vs. TAMU-CC (12/29)
Career: Same

Free Throw Attempts
Season: 7 vs. Southern (11/22); vs. TAMU-CC (12/29)
Career: Same

Assists
Season: 3 vs. Iowa (1/7/20)
Career: Same

Steals
Season: 2 vs. UC Riverside (11/5); vs. George Mason (11/26)
Career: Same

Blocks
Season: 2 vs. George Mason (11/26)
Career: Same

Minutes Played
Season: 32 at Indiana (12/13)
Career: Same

#25 MATEJ KAVAS

Points
Season: 12 vs. North Dakota (12/21)
Career: Same

Rebounds
Season: 5 vs. TAMU-CC (12/29)
Career: Same

Field Goals
Season: 4 three times, last vs. TAMU-CC (12/29)
Career: Same

Field Goal Attempts
Season: 9 vs. TAMU-CC (12/29)
Career: Same

3-Point Field Goals
Season: 4 vs. North Dakota (12/21)
Career: Same

3-Point Field Goal Attempts
Season: 7 at Creighton (12/7)
Career: Same

Free Throws
Season: 5 vs. George Mason (11/26)
Career: Same

Free Throw Attempts
Season: 6 vs. George Mason (11/26)
Career: Same

Assists
Season: 1 seven times, last at Northwestern (1/11)
Career: Same

Steals
Season: 1 three times, last vs. TAMU-CC (12/29)
Career: Same

Blocks
Season: 1 vs. Southern (11/22)
Career: Same

Minutes Played
Season: 25 vs. UC Riverside (11/5)
Career: Same

NEBRASKA SEASON/CAREER BESTS

#30 CHARLIE EASLEY

Points

Season: 8 vs. Indiana (1/18)

Career: Same

Rebounds

Season: 2 at Rutgers (1/24/20)

Career: Same

Field Goals

Season: 2 three times, last at Rutgers (1/24/20)

Career: Same

Field Goal Attempts

Season: 7 at Rutgers (1/24/20)

Career: Same

3-Point Field Goals

Season: 2 vs. Indiana (1/18)

Career: Same

3-Point Field Goal Attempts

Season: 3 three times, last vs. Indiana (1/18)

Career: Same

Free Throws

Season: 3 vs. Rutgers (1/4)

Career: Same

Free Throw Attempts

Season: 3 vs. Rutgers (1/4)

Career: Same

Assists

Season: 1 three times, last at Ohio State (1/14)

Career: Same

Steals

Season: 3 vs. Indiana (1/18); Michigan (1/28)

Career: Same

Blocks

Season: None

Career: Same

Minutes Played

Season: 23 at Rutgers (1/24/20)

Career: Same

#34 THORIR THORBJARNARSON

Points

Season: 17 three times, last at Rutgers (1/24/20)

Career: same

Rebounds

Season: 9 vs. Iowa (1/7/20); vs. Indiana (1/18)

Career: 10 vs. Wisconsin (1/29/18)

Field Goals

Season: 7 at Indiana (12/13)

Career: same

Field Goal Attempts

Season: 12 at Indiana (12/13)

Career: same

3-Point Field Goals

Season: 5 at Ohio State (1/14); at Rutgers (1/24/20)

Career: same

3-Point Field Goal Attempts

Season: 8 at Ohio State (1/14); at Rutgers (1/24/20)

Career: same

Free Throws

Season: 5 vs. Purdue (12/15)

Career: same

Free Throw Attempts

Season: 6 vs. Purdue (12/15)

Career: same

Assists

Season: 5 vs. Rutgers (1/4)

Career: same

Steals

Season: 4 vs. TAMU-CC (12/29)

Career: 5 vs. Maryland (3/14/19)

Blocks

Season: 1 vs. Southern (11/22)

Career: 2 vs. Iowa (3/10/19)

Minutes Played

Season: 41 at Indiana (12/13)

Career: same



#0 AKOL AROP | 6-6 | 195 | Fr. | F | Omaha, Neb.

CAREER STATS

| Year | GP | GS | Min | Avg | Total | | | | | Rebounds | | | | | PF | FO | Ast | TO | Blk | Stl | Pts | Avg | | | |
|--------------|-----------|----------|-----------|------------|----------|----------|-------------|----------|----------|-------------|----------|----------|--------------|----------|----------|----------|------------|----------|----------|----------|----------|----------|----------|----------|------------|
| | | | | | FG | FGA | Pct | 3FG | 3FGA | Pct | FT | FTA | Pct | Off | | | | | | | | | Def | Tot | Avg |
| 2019-20 | 10 | 0 | 14 | 1.4 | 0 | 2 | .000 | 0 | 1 | .000 | 2 | 2 | 1.000 | 1 | 7 | 8 | 0.8 | 1 | 0 | 0 | 2 | 2 | 0 | 2 | 0.2 |
| TOTAL | 10 | 0 | 14 | 1.4 | 0 | 2 | .000 | 0 | 1 | .000 | 2 | 2 | 1.000 | 1 | 7 | 8 | 0.8 | 1 | 0 | 0 | 2 | 2 | 0 | 2 | 0.2 |

2019-20 GAME BY GAME

| Opponent | Date | GS | Min | TOTAL | | | 3-PTS | | | REBOUNDS | | | PF | FO | A | TO | Blk | Stl | Pts | Avg | | | | |
|----------------------|----------|----------|-----------|----------|----------|-------------|----------|----------|-------------|----------|----------|--------------|----------|----------|----------|------------|----------|----------|----------|----------|----------|----------|----------|------------|
| | | | | FG | FGA | Pct | 3FG | FGA | Pct | FT | FTA | Pct | | | | | | | | | Off | Def | Tot | Avg |
| UC Riverside | 11/5/19 | 1 | 0 | 1 | .000 | 0 | 1 | .000 | 0 | 0 | .000 | 0 | 1 | 1 | 1.0 | 0 | 0 | 0 | 0 | 0 | 0.0 | | | |
| Southern Utah | 11/9/19 | DNP | | | | | | | | | | | | | | | | | | | | | | |
| South Dakota St. | 11/15/19 | 1 | 0 | 0 | .000 | 0 | 0 | .000 | 0 | 0 | .000 | 0 | 1 | 1 | 1.0 | 0 | 0 | 0 | 0 | 0 | 0.0 | | | |
| Southern | 11/22/19 | DNP | | | | | | | | | | | | | | | | | | | | | | |
| vs. Washington State | 11/25/19 | DNP | | | | | | | | | | | | | | | | | | | | | | |
| vs. George Mason | 11/26/19 | DNP | | | | | | | | | | | | | | | | | | | | | | |
| vs. South Florida | 11/27/19 | DNP | | | | | | | | | | | | | | | | | | | | | | |
| at Georgia Tech | 12/04/19 | 1 | 0 | 0 | .000 | 0 | 0 | .000 | 0 | 0 | .000 | 0 | 0 | 0 | 0.7 | 0 | 0 | 0 | 0 | 0 | 0.0 | | | |
| at Creighton | 12/7/19 | 3 | 0 | 1 | .000 | 0 | 0 | .000 | 2 | 2 | 1.000 | 0 | 4 | 4 | 1.5 | 0 | 0 | 0 | 1 | 1 | 0 | 2 | 0.5 | |
| at Indiana | 12/13/19 | 0+ | 0 | 0 | .000 | 0 | 0 | .000 | 0 | 0 | .000 | 0 | 0 | 0 | 1.2 | 0 | 0 | 0 | 0 | 0 | 0 | 0 | 0.4 | |
| Purdue | 12/15/19 | DNP | | | | | | | | | | | | | | | | | | | | | | |
| North Dakota | 12/21/19 | DNP | | | | | | | | | | | | | | | | | | | | | | |
| TAMU-Corpus Christi | 12/29/19 | 2 | 0 | 0 | .000 | 0 | 0 | .000 | 0 | 0 | .000 | 0 | 1 | 1 | 1.2 | 0 | 0 | 0 | 1 | 0 | 0 | 0 | 0.3 | |
| Rutgers | 1/3/20 | 2 | 0 | 0 | .000 | 0 | 0 | .000 | 0 | 0 | .000 | 0 | 0 | 0 | 1.0 | 0 | 0 | 0 | 0 | 0 | 0 | 0 | 0.3 | |
| Iowa | 1/7/20 | DNP | | | | | | | | | | | | | | | | | | | | | | |
| at Northwestern | 1/11/20 | DNP | | | | | | | | | | | | | | | | | | | | | | |
| at No. 21 Ohio State | 1/14/20 | 1 | 0 | 0 | .000 | 0 | 0 | .000 | 0 | 0 | .000 | 0 | 0 | 0 | 0.9 | 0 | 0 | 0 | 0 | 0 | 0 | 0 | 0.3 | |
| Indiana | 1/18/20 | DNP | | | | | | | | | | | | | | | | | | | | | | |
| at Wisconsin | 1/21/20 | 1 | 0 | 0 | .000 | 0 | 0 | .000 | 0 | 0 | .000 | 1 | 0 | 1 | 0.9 | 0 | 0 | 0 | 0 | 1 | 0 | 0 | 0.2 | |
| at No. 24 Rutgers | 1/25/20 | DNP | | | | | | | | | | | | | | | | | | | | | | |
| Michigan | 1/28/20 | 2 | 0 | 0 | .000 | 0 | 0 | .000 | 0 | 0 | .000 | 0 | 0 | 0 | 0.8 | 1 | 0 | 0 | 0 | 0 | 0 | 0 | 0.2 | |
| Totals | | 0 | 14 | 0 | 2 | .000 | 0 | 1 | .000 | 2 | 2 | 1.000 | 1 | 7 | 8 | 0.8 | 1 | 0 | 0 | 2 | 2 | 0 | 2 | 0.2 |

NOTING AROP

- True freshman who has seen limited duty in his first season at Nebraska, playing in 10 games
- Was held scoreless in two minutes against Michigan
- Had an offensive rebound and a blocked shot in limited action at Wisconsin
- Played the final two minutes against Rutgers
- Grabbed a rebound in the final two minutes against Texas A&M-Corpus Christi
- Was used as a defensive sub against Indiana late in the game
- Earned his most extensive time against Creighton, totaling two points, four rebounds and a blocked shot in four minutes
 - Played the final minute against Georgia Tech
 - Had a rebound in a minute of work against South Dakota State
 - Grabbed a rebound in his collegiate debut against UC Riverside
 - 2019 Gatorade Player of the Year in Nebraska who averaged 19.4 points, 10.9 rebounds and 2.6 blocks per game as a senior at Omaha Creighton Prep High School
- First-team all-state selection by the Omaha World-Herald and Lincoln Journal Star after recording 19 double-doubles as a senior
 - Totaled 1,268 points on 66 percent shooting, 733 rebounds and 162 blocks in three seasons at Creighton Prep
 - Was AAU teammates with fellow Husker freshmen Jace Piatkowski, Charlie Easley and Bret Porter
 - One of nine kids in the family, including older brother, Aguek, who plays basketball at San Diego State

MISC. STATS

| Category | 2019-20 | Career |
|--------------------------|---------|--------|
| Double-Figure Scoring | 0 | 0 |
| Double-Figure Rebounding | 0 | 0 |
| Double-Figure Assists | 0 | 0 |
| Double-Doubles | 0 | 0 |
| Led NU in Scoring | 0 | 0 |
| Led NU in Rebounding | 0 | 0 |
| Led NU in Assists | 0 | 0 |
| 20+ Point Games | 0 | 0 |
| 30+ Point Games | 0 | 0 |

TOP PERFORMANCES OF 2019-20

| Category | No. | Opponent (Date) |
|----------|-----|-------------------------------|
| Points | 2 | at Creighton (12/7/19) |
| Rebounds | 4 | at Creighton (12/7/19) |
| | 1 | at Wisconsin (1/21/20) |
| | 1 | Texas A&M-CC (12/29/19) |
| | 1 | UC Riverside (11/5/19) |
| | 1 | South Dakota State (11/15/19) |
| Assists | NA | |


#1 KEVIN CROSS | 6-8 | 240 | Fr. | F | Little Rock, Ark.

CAREER STATS

| Year | GP | GS | Total | | | | | | | | | | Rebounds | | | | PF | FO | Ast | TO | Blk | Stl | Pts | Avg | |
|--------------|-----------|----------|------------|-------------|-----------|------------|-------------|-----------|-----------|-------------|-----------|-----------|-------------|-----------|-----------|-----------|------------|-----------|----------|-----------|-----------|----------|----------|------------|------------|
| | | | Min | Avg | FG | FGA | Pct | 3FG | 3FGA | Pct | FT | FTA | Pct | Off | Def | Tot | | | | | | | | | Avg |
| 2019-20 | 21 | 0 | 388 | 18.5 | 61 | 157 | .389 | 22 | 70 | .314 | 20 | 31 | .645 | 23 | 62 | 85 | 4.0 | 43 | 1 | 24 | 24 | 6 | 6 | 164 | 7.8 |
| TOTAL | 21 | 0 | 388 | 18.5 | 61 | 157 | .389 | 22 | 70 | .314 | 20 | 31 | .645 | 23 | 62 | 85 | 4.0 | 43 | 1 | 24 | 24 | 6 | 6 | 164 | 7.8 |

2019-20 GAME BY GAME

| Opponent | Date | GS | Min | TOTAL | | | 3-PTS | | | REBOUNDS | | | PF | FO | A | TO | Blk | Stl | Pts | Avg | | | | |
|----------------------|----------|----------|------------|-----------|------------|-------------|-----------|-----------|-------------|-----------|-----------|-------------|-----------|-----------|-----------|------------|-----------|----------|-----------|-----------|----------|----------|------------|------------|
| | | | | FG | FGA | Pct | 3FG | FGA | Pct | FT | FTA | Pct | | | | | | | | | Off | Def | Tot | Avg |
| UC Riverside | 11/05/19 | 14 | 10 | 1 | 10 | .100 | 1 | 6 | .167 | 1 | 2 | .500 | 3 | 0 | 3 | 3.0 | 2 | 0 | 0 | 0 | 4 | 4.0 | | |
| Southern Utah | 11/09/19 | 36 | 15 | 8 | 15 | .533 | 1 | 3 | .333 | 2 | 2 | 1.000 | 3 | 2 | 5 | 4.0 | 1 | 0 | 2 | 1 | 0 | 19 | 11.5 | |
| South Dakota St. | 11/15/19 | 17 | 5 | 4 | 5 | .800 | 1 | 1 | 1.000 | 1 | 1 | 1.000 | 0 | 2 | 2 | 3.3 | 4 | 0 | 0 | 1 | 2 | 0 | 10 | 11.0 |
| Southern | 11/22/19 | 23 | 6 | 4 | 6 | .667 | 0 | 2 | .000 | 0 | 2 | .000 | 0 | 1 | 1 | 2.8 | 0 | 0 | 2 | 0 | 0 | 8 | 10.3 | |
| vs. Washington St. | 11/25/19 | 26 | 8 | 6 | 8 | .750 | 2 | 4 | .500 | 0 | 2 | .000 | 0 | 8 | 8 | 3.8 | 0 | 0 | 1 | 3 | 2 | 0 | 14 | 11.0 |
| vs. George Mason | 11/26/19 | 20 | 4 | 4 | 8 | .500 | 3 | 5 | .600 | 0 | 0 | .000 | 1 | 4 | 5 | 4.0 | 1 | 0 | 1 | 2 | 1 | 0 | 11 | 11.0 |
| vs. South Florida | 11/27/19 | 16 | 5 | 0 | 5 | .000 | 0 | 2 | .000 | 0 | 0 | .000 | 0 | 1 | 1 | 3.6 | 0 | 0 | 1 | 1 | 0 | 0 | 0 | 9.4 |
| at Georgia Tech | 12/04/19 | 17 | 6 | 1 | 6 | .167 | 0 | 3 | .000 | 0 | 0 | .000 | 1 | 4 | 5 | 3.8 | 1 | 0 | 1 | 2 | 0 | 0 | 2 | 8.5 |
| at Creighton | 12/7/19 | 10 | 3 | 0 | 3 | .000 | 0 | 2 | .000 | 0 | 2 | .000 | 0 | 1 | 1 | 3.4 | 1 | 0 | 0 | 1 | 0 | 0 | 0 | 7.6 |
| at Indiana | 12/13/19 | 13 | 3 | 1 | 3 | .333 | 0 | 2 | .000 | 1 | 2 | .500 | 3 | 4 | 7 | 3.8 | 2 | 0 | 2 | 0 | 0 | 0 | 3 | 7.1 |
| Purdue | 12/15/19 | 23 | 8 | 3 | 8 | .375 | 1 | 4 | .250 | 0 | 0 | .000 | 1 | 6 | 7 | 4.1 | 1 | 0 | 3 | 1 | 0 | 1 | 7 | 7.1 |
| North Dakota | 12/21/19 | 15 | 9 | 3 | 9 | .333 | 1 | 4 | .250 | 2 | 3 | .667 | 3 | 2 | 5 | 4.2 | 4 | 0 | 1 | 3 | 0 | 0 | 9 | 7.3 |
| TAMU-Corpus Christi | 12/29/19 | 15 | 4 | 1 | 4 | .250 | 0 | 1 | .000 | 0 | 0 | .000 | 2 | 4 | 6 | 4.3 | 2 | 0 | 3 | 1 | 0 | 1 | 2 | 6.8 |
| Rutgers | 1/3/20 | 19 | 9 | 2 | 9 | .222 | 0 | 4 | .000 | 3 | 3 | 1.000 | 2 | 2 | 4 | 4.3 | 1 | 0 | 0 | 0 | 0 | 0 | 7 | 6.9 |
| Iowa | 1/7/20 | 18 | 8 | 3 | 8 | .375 | 1 | 3 | .333 | 4 | 5 | .800 | 1 | 4 | 5 | 4.3 | 3 | 0 | 0 | 1 | 0 | 1 | 11 | 7.1 |
| at Northwestern | 1/11/20 | 21 | 11 | 3 | 11 | .273 | 3 | 7 | .429 | 0 | 0 | .000 | 2 | 3 | 5 | 4.4 | 1 | 0 | 2 | 0 | 0 | 0 | 9 | 7.3 |
| at No. 21 Ohio State | 1/14/20 | 10 | 4 | 2 | 4 | .500 | 1 | 1 | 1.000 | 0 | 0 | .000 | 1 | 1 | 2 | 4.2 | 4 | 0 | 0 | 1 | 0 | 0 | 5 | 7.1 |
| Indiana | 1/18/20 | 16 | 5 | 1 | 5 | .200 | 1 | 3 | .333 | 2 | 2 | 1.000 | 0 | 2 | 2 | 4.1 | 5 | 1 | 1 | 2 | 0 | 0 | 5 | 7.0 |
| at Wisconsin | 1/21/20 | 21 | 11 | 6 | 11 | .545 | 3 | 5 | .600 | 2 | 3 | .667 | 0 | 2 | 2 | 4.0 | 3 | 0 | 1 | 0 | 0 | 3 | 17 | 7.5 |
| at No 24 Rutgers | 1/25/20 | 17 | 8 | 2 | 8 | .250 | 0 | 3 | .000 | 0 | 0 | .000 | 0 | 5 | 5 | 4.1 | 3 | 0 | 3 | 0 | 0 | 0 | 4 | 7.4 |
| Michigan | 1/28/20 | 21 | 11 | 6 | 11 | .545 | 3 | 5 | .600 | 2 | 2 | 1.000 | 0 | 4 | 4 | 4.0 | 4 | 0 | 2 | 3 | 0 | 0 | 17 | 7.8 |
| Totals | | 0 | 388 | 61 | 157 | .389 | 22 | 70 | .314 | 20 | 31 | .645 | 23 | 62 | 85 | 4.0 | 43 | 1 | 24 | 24 | 6 | 6 | 164 | 7.8 |

NOTING CROSS

- True freshman who is splitting time at center and can step out to 3-point range
- Shined against Michigan with 17 points, including a trio of 3-pointers, four boards and two assists
- Provided a big spark off the bench, scoring 17 points, including a trio of 3-pointers, and three steals at Wisconsin
- Finished with nine points, including a career-high three 3-pointers, at Northwestern
- Made a big contribution off the bench with 11 points, including eight in the second half, and five boards vs. Iowa
- Tallied seven points and four boards in 19 minutes off the bench against Rutgers
- Turned in a solid effort against Texas A&M-CC with six rebounds and three assists in 15 minutes of work
- Came off the bench to score nine points and grab five rebounds against North Dakota
- Finished with seven points, seven rebounds and three assists in a win over Purdue
- Had three points, but chipped in seven rebounds and two assists at Indiana
- Totaled 11 points - all in the second half - and tied for team high with five rebounds against George Mason
- Finished with 14 points on 6-of-8 shooting and a season-high eight rebounds in a win over Washington State
- Scored all eight points of his in the second half against Southern and added two assists in the overtime win
- Came off the bench with 10 points on 4-of-5 shooting in 17 minutes against South Dakota State
- Led Nebraska with 19 points on 8-of-15 shooting against Southern Utah, as his 19 points were the most by a Husker freshman since 2013
 - Two-time all-state performer at Mills University Studies High School helping his team to state runner-up finishes in 2018 and 2019
 - Averaged 18 points, 10 rebounds and two assists per game as a senior, earning second-team all-state (all classes) recognition by the Arkansas Democrat Gazette

MISC. STATS

| Category | 2019-20 | Career |
|--------------------------|---------|--------|
| Double-Figure Scoring | 7 | 7 |
| Double-Figure Rebounding | 0 | 0 |
| Double-Figure Assists | 0 | 0 |
| Double-Doubles | 0 | 0 |
| Led NU in Scoring | 1 | 1 |
| Led NU in Rebounding | 2 | 2 |
| Led NU in Assists | 0 | 0 |
| 20+ Point Games | 0 | 0 |
| 30+ Point Games | 0 | 0 |

TOP PERFORMANCES OF 2019-20

| Category | No. | Opponent (Date) |
|----------|-----|---------------------------------|
| Points | 19 | Southern Utah (11/9/19) |
| | 17 | at Wisconsin (1/21/20) |
| | 17 | Michigan (1/28/20) |
| Rebounds | 8 | vs. Washington State (11/25/19) |
| | 7 | at Indiana (12/13/19) |
| | 7 | Purdue (12/15/19) |
| Assists | 3 | Purdue (12/15/19) |
| | 3 | at Rutgers (1/24/20) |
| | 3 | Texas A&M-CC (12/29/19) |
| | 2 | at Indiana (12/13/19) |
| | 2 | Southern (11/22/19) |
| | 2 | at Northwestern (1/28/20) |



#3 CAM MACK | 6-2 | 175 | So. | G | Austin, Texas

CAREER STATS

| Year | GP | GS | Total | | | | | | | | | | Rebounds | | | | PF | FO | Ast | TO | Blk | Stl | Pts | Avg | |
|--------------|-----------|-----------|------------|-------------|-----------|------------|-------------|-----------|-----------|-------------|-----------|-----------|-------------|-----------|-----------|-----------|------------|-----------|----------|------------|-----------|----------|-----------|------------|-------------|
| | | | Min | Avg | FG | FGA | Pct | 3FG | 3FGA | Pct | FT | FTA | Pct | Off | Def | Tot | | | | | | | | | Avg |
| 2019-20 | 21 | 19 | 742 | 35.3 | 99 | 233 | .425 | 37 | 98 | .378 | 50 | 87 | .575 | 22 | 76 | 98 | 4.7 | 52 | 1 | 142 | 57 | 9 | 24 | 285 | 13.6 |
| TOTAL | 21 | 19 | 742 | 35.3 | 99 | 233 | .425 | 37 | 98 | .378 | 50 | 87 | .575 | 22 | 76 | 98 | 4.7 | 52 | 1 | 142 | 57 | 9 | 24 | 285 | 13.6 |

2019-20 GAME BY GAME

| Opponent | Date | GS | Min | TOTAL | | | 3-PTS | | | REBOUNDS | | | | PF | FO | A | TO | Blk | Stl | Pts | Avg | | | |
|----------------------|----------|-----------|------------|-----------|------------|-------------|-----------|-----------|-------------|-----------|-----------|-------------|-----------|-----------|-----------|------------|-----------|----------|------------|-----------|----------|-----------|------------|-------------|
| | | | | FG | FGA | Pct | 3FG | FGA | Pct | FT | FTA | Pct | Off | | | | | | | | | Def | Tot | Avg |
| UC Riverside | 11/05/19 | * | 32 | 4 | 13 | .308 | 2 | 5 | .400 | 1 | 2 | .500 | 3 | 6 | 9 | 9.0 | 1 | 0 | 3 | 2 | 0 | 11 | 11.0 | |
| Southern Utah | 11/09/19 | * | 42 | 5 | 14 | .357 | 0 | 6 | .000 | 3 | 6 | .500 | 1 | 6 | 7 | 8.0 | 2 | 0 | 11 | 3 | 1 | 2 | 13 | 12.0 |
| South Dakota St. | 11/15/19 | * | 35 | 8 | 14 | .571 | 3 | 6 | .500 | 5 | 7 | .714 | 1 | 1 | 2 | 6.0 | 2 | 0 | 4 | 1 | 0 | 3 | 24 | 16.0 |
| Southern | 11/22/19 | * | 36 | 6 | 11 | .545 | 0 | 0 | .000 | 4 | 7 | .571 | 1 | 1 | 2 | 5.0 | 3 | 0 | 8 | 3 | 0 | 1 | 16 | 16.0 |
| vs Washington St. | 11/25/19 | * | 37 | 2 | 8 | .250 | 0 | 2 | .000 | 6 | 11 | .545 | 1 | 7 | 8 | 5.6 | 5 | 1 | 6 | 5 | 0 | 3 | 10 | 14.8 |
| vs George Mason | 11/26/19 | * | 30 | 4 | 9 | .444 | 1 | 3 | .333 | 0 | 0 | .000 | 1 | 1 | 2 | 5.0 | 4 | 0 | 3 | 4 | 0 | 0 | 9 | 13.8 |
| vs. South Florida | 11/27/19 | * | 27 | 2 | 5 | .400 | 0 | 0 | .000 | 1 | 2 | .500 | 1 | 3 | 4 | 4.9 | 1 | 0 | 7 | 1 | 0 | 2 | 5 | 12.6 |
| at Georgia Tech | 12/04/19 | * | 35 | 4 | 11 | .364 | 1 | 3 | .333 | 2 | 4 | .500 | 1 | 1 | 2 | 4.5 | 4 | 0 | 6 | 3 | 1 | 1 | 11 | 12.4 |
| at Creighton | 12/7/19 | * | 30 | 4 | 9 | .444 | 1 | 3 | .333 | 3 | 5 | .600 | 0 | 2 | 2 | 4.2 | 3 | 0 | 3 | 2 | 1 | 1 | 12 | 12.3 |
| at Indiana | 12/13/19 | * | 45 | 5 | 14 | .357 | 3 | 8 | .375 | 2 | 2 | 1.000 | 0 | 3 | 3 | 4.1 | 3 | 0 | 10 | 4 | 0 | 2 | 15 | 12.6 |
| Purdue | 12/15/19 | * | 35 | 4 | 7 | .571 | 3 | 4 | .750 | 0 | 0 | .000 | 2 | 8 | 10 | 4.6 | 2 | 0 | 12 | 3 | 1 | 1 | 11 | 12.5 |
| North Dakota | 12/21/19 | * | 38 | 7 | 9 | .778 | 3 | 5 | .600 | 2 | 4 | .500 | 2 | 5 | 7 | 4.8 | 4 | 0 | 7 | 5 | 0 | 1 | 19 | 13.0 |
| TAMU-Corpus Christi | 12/29/19 | * | 31 | 3 | 9 | .333 | 1 | 4 | .250 | 3 | 4 | .750 | 0 | 3 | 3 | 4.7 | 1 | 0 | 5 | 2 | 0 | 3 | 10 | 12.8 |
| Rutgers | 1/3/20 | * | 32 | 3 | 8 | .375 | 2 | 5 | .400 | 3 | 5 | .600 | 2 | 3 | 5 | 4.7 | 3 | 0 | 6 | 2 | 0 | 1 | 11 | 12.6 |
| Iowa | 1/7/20 | * | 39 | 6 | 13 | .462 | 2 | 7 | .286 | 1 | 2 | .500 | 0 | 2 | 2 | 4.5 | 0 | 0 | 10 | 1 | 0 | 0 | 15 | 12.8 |
| at Northwestern | 1/11/20 | * | 40 | 4 | 13 | .308 | 1 | 6 | .167 | 2 | 5 | .400 | 2 | 8 | 10 | 4.9 | 1 | 0 | 7 | 3 | 0 | 0 | 11 | 12.7 |
| at No. 21 Ohio State | 1/14/20 | * | 37 | 5 | 15 | .333 | 0 | 4 | .000 | 0 | 0 | .000 | 1 | 1 | 2 | 4.7 | 4 | 0 | 6 | 1 | 2 | 1 | 10 | 12.5 |
| Indiana | 1/18/20 | * | 37 | 5 | 15 | .333 | 3 | 8 | .375 | 7 | 11 | .636 | 0 | 3 | 3 | 4.6 | 3 | 0 | 9 | 3 | 1 | 0 | 20 | 12.9 |
| at Wisconsin | 1/21/20 | * | 36 | 5 | 15 | .333 | 2 | 7 | .286 | 2 | 3 | .667 | 0 | 7 | 7 | 4.7 | 1 | 0 | 6 | 3 | 1 | 0 | 14 | 13.0 |
| at No 24 Rutgers | 1/25/20 | * | 30 | 6 | 7 | .857 | 4 | 5 | .800 | 3 | 5 | .600 | 0 | 1 | 1 | 4.6 | 2 | 0 | 4 | 3 | 1 | 1 | 19 | 13.3 |
| Michigan | 1/28/20 | * | 38 | 7 | 14 | .500 | 5 | 7 | .714 | 0 | 2 | .000 | 3 | 4 | 7 | 4.7 | 3 | 0 | 9 | 3 | 0 | 1 | 19 | 13.6 |
| Totals | | 19 | 742 | 99 | 233 | .425 | 37 | 98 | .378 | 50 | 87 | .575 | 22 | 76 | 98 | 4.7 | 52 | 1 | 142 | 57 | 9 | 24 | 285 | 13.6 |

NOTING MACK

- Junior college transfer who has emerged as the Huskers' starting point guard
- Finished with 19 points, including five 3-pointers, nine assists and seven boards against Michigan
- Had 16 of his team-high 19 points in the second half at Rutgers, hitting a then- career-high four 3-pointers
- Totaled 14 points, seven rebounds and six assists in the loss at Wisconsin
- Posted his second 20-point game of the year with 20 points and nine assists against Indiana
- Nearly posted a triple double with 11 points, 10 rebounds and seven assists at Northwestern
- Posted his fourth double-double of the season with 15 points and 10 assists vs. Iowa
- Finished with 11 points, six assists and five boards against Rutgers
- Had 10 points, five assists and three steals in the win over Texas A&M-Corpus Christi
- Totaled a team-high 19 points along with seven rebounds and seven assists against North Dakota
- Recorded the first triple-double in school history against Purdue with 11 points, 12 assists and 10 rebounds and is the first Husker in at least 30 years with a points-assists double-double in consecutive games
- Shined against Indiana with a double-double, finishing with 15 points, including a trio of 3-pointers, and 10 assists
- Came off the bench with 12 points and three assists at Creighton
- Finished with 11 points and six assists in the loss at Georgia Tech
- Came off the bench in the win over South Florida and had seven assists and five points in 27 minutes
- Posted 10 points, eight rebounds and six assists vs. Washington State
- Finished with 16 points and eight assists in the win over Southern
- Posted his first 20-point game with 24 points, four assists and three steals in the win over South Dakota State
- Dished out 11 assists while scoring 13 points and snaring seven rebounds against Southern Utah
- Nearly posted a double-double in his Husker debut with 11 points and nine rebounds against UC Riverside
- Rated as the top point guard and No. 3 overall JC player in the country according to JUCORecruiting.com
- Garnered first-team All-Region 18 honors at Salt Lake Community College, averaging 19.1 points, 7.6 assists, 5.9 rebounds and 2.4 steals per game in 2018-19
- Ranked fifth nationally in NJCAA in assists per game while finishing 24th nationally in steals per game
- Totaled five 30-point games and had 10-or-more assists nine times in his year at the school
- Led Christian Life Preparatory High School to a Texas Christian Athletic League Class 4A state championship as a senior, averaging 24.5 points, 2.5 rebounds, 1.5 steals and 1.2 assists per game

MISC. STATS

| Category | 2019-20 | Career |
|--------------------------|---------|--------|
| Double-Figure Scoring | 19 | 19 |
| Double-Figure Rebounding | 2 | 2 |
| Double-Figure Assists | 4 | 4 |
| Double-Doubles | 5 | 5 |
| Triple-Doubles | 1 | 1 |
| Led NU in Scoring | 7 | 7 |
| Led NU in Rebounding | 5 | 5 |
| Led NU in Assists | 19 | 19 |
| 20+ Point Games | 2 | 2 |
| 30+ Point Games | 0 | 0 |

TOP PERFORMANCES OF 2019-20

| Category | No. | Opponent (Date) |
|----------|-----|-------------------------------|
| Points | 24 | South Dakota State (11/15/19) |
| | 20 | Indiana (1/18/20) |
| | 19 | North Dakota (12/21/19) |
| | 19 | at Rutgers (1/24/20) |
| | 19 | Michigan (1/28/20) |
| Rebounds | 10 | Purdue (12/15/19) |
| | 10 | at Northwestern (1/11/20) |
| | 9 | UC Riverside (11/5/19) |
| Assists | 12 | Purdue (12/15) |
| | 11 | Southern Utah (11/9/19) |
| | 10 | at Indiana (12/13/19) |
| | 10 | Iowa (1/7/20) |



#11 DACHON BURKE JR. | 6-4 | 180 | Jr. | G | Orange, N.J.

CAREER STATS

| Year | GP | GS | Total | | | | | | | | | | Rebounds | | | | PF | FO | Ast | TO | Blk | Stl | Pts | Avg | |
|--------------|-----------|-----------|-------------|-------------|------------|------------|-------------|-----------|------------|-------------|------------|------------|-------------|------------|------------|------------|------------|------------|----------|------------|------------|-----------|------------|-------------|-------------|
| | | | Min | Avg | FG | FGA | Pct | 3FG | 3FGA | Pct | FT | FTA | Pct | Off | Def | Tot | | | | | | | | | Avg |
| 2016-17* | 33 | 17 | 755 | 22.9 | 95 | 226 | .420 | 14 | 44 | .318 | 47 | 64 | .734 | 49 | 79 | 128 | 3.9 | 74 | 4 | 24 | 58 | 11 | 51 | 251 | 7.6 |
| 2017-18* | 32 | 32 | 1044 | 32.6 | 210 | 458 | .459 | 44 | 130 | .338 | 98 | 156 | .628 | 59 | 125 | 184 | 5.8 | 81 | 0 | 80 | 86 | 16 | 67 | 562 | 17.6 |
| 2019-20 | 21 | 21 | 594 | 28.3 | 92 | 235 | .391 | 21 | 80 | .263 | 35 | 65 | .538 | 19 | 64 | 83 | 4.0 | 37 | 0 | 29 | 27 | 15 | 28 | 240 | 11.4 |
| TOTAL | 21 | 21 | 594 | 28.3 | 92 | 235 | .391 | 21 | 80 | .263 | 35 | 65 | .538 | 19 | 64 | 83 | 4.0 | 37 | 0 | 29 | 27 | 15 | 28 | 240 | 11.4 |
| <i>All*</i> | <i>86</i> | <i>70</i> | <i>2393</i> | <i>27.8</i> | <i>397</i> | <i>919</i> | <i>.432</i> | <i>79</i> | <i>254</i> | <i>.311</i> | <i>180</i> | <i>285</i> | <i>.632</i> | <i>127</i> | <i>268</i> | <i>395</i> | <i>4.6</i> | <i>192</i> | <i>4</i> | <i>133</i> | <i>171</i> | <i>42</i> | <i>146</i> | <i>1053</i> | <i>12.2</i> |

2019-20 GAME BY GAME

| Opponent | Date | GS | Min | TOTAL | | | 3-PTS | | | REBOUNDS | | | | PF | FO | A | TO | Blk | Stl | Pts | Avg | | | |
|----------------------|-----------|------------|-----------|------------|-------------|-----------|-----------|-------------|-----------|-----------|-------------|-----------|-----------|-----------|------------|-----------|----------|-----------|-----------|-----------|-----------|------------|-------------|------|
| | | | | FG | FGA | Pct | 3FG | FGA | Pct | FT | FTA | Pct | Off | | | | | | | | | Def | Tot | Avg |
| UC Riverside | 11/05/19 | * | 23 | 2 | 7 | .286 | 0 | 3 | .000 | 3 | 4 | .750 | 0 | 2 | 2 | 2.0 | 0 | 0 | 0 | 2 | 1 | 1 | 7 | 7.0 |
| Southern Utah | 11/09/19 | * | 33 | 4 | 10 | .400 | 1 | 4 | .250 | 4 | 4 | 1.000 | 0 | 4 | 4 | 3.0 | 4 | 0 | 2 | 1 | 1 | 1 | 13 | 10.0 |
| South Dakota State | 11/15/19 | * | 28 | 5 | 13 | .385 | 1 | 4 | .250 | 6 | 9 | .667 | 3 | 4 | 7 | 4.3 | 2 | 0 | 1 | 0 | 0 | 1 | 17 | 12.3 |
| Southern | 11/22/19 | * | 17 | 3 | 6 | .500 | 2 | 3 | .667 | 1 | 6 | .167 | 1 | 2 | 3 | 4.0 | 1 | 0 | 1 | 0 | 2 | 0 | 9 | 11.5 |
| vs Washington St. | 11/25/19 | * | 29 | 5 | 13 | .385 | 1 | 2 | .500 | 3 | 4 | .750 | 1 | 4 | 5 | 4.2 | 0 | 0 | 2 | 0 | 0 | 1 | 14 | 12.0 |
| vs George Mason | 11/26/19 | * | 31 | 5 | 12 | .417 | 2 | 5 | .400 | 2 | 4 | .500 | 0 | 2 | 2 | 3.8 | 1 | 0 | 1 | 4 | 1 | 5 | 14 | 12.3 |
| vs. South Florida | 11/27/19 | * | 31 | 8 | 11 | .727 | 3 | 5 | .600 | 2 | 4 | .500 | 1 | 3 | 4 | 3.9 | 2 | 0 | 1 | 1 | 1 | 0 | 21 | 13.6 |
| at Georgia Tech | 12/04/19 | * | 20 | 1 | 9 | .111 | 1 | 5 | .200 | 1 | 2 | .500 | 0 | 1 | 1 | 3.5 | 1 | 0 | 1 | 0 | 0 | 0 | 4 | 12.4 |
| at Creighton | 12/7/19 | * | 29 | 4 | 12 | .333 | 0 | 2 | .000 | 1 | 3 | .333 | 1 | 6 | 7 | 3.9 | 2 | 0 | 2 | 2 | 0 | 2 | 9 | 12.0 |
| at Indiana | 12/13/19 | * | 40 | 9 | 16 | .563 | 4 | 8 | .500 | 3 | 4 | .750 | 0 | 1 | 1 | 3.6 | 4 | 0 | 2 | 2 | 0 | 2 | 25 | 13.3 |
| Purdue | 12/15/19 | * | 32 | 7 | 13 | .538 | 4 | 7 | .571 | 0 | 1 | .000 | 1 | 6 | 7 | 3.9 | 3 | 0 | 2 | 1 | 1 | 2 | 18 | 13.7 |
| North Dakota | 12/21/19 | * | 32 | 5 | 12 | .417 | 0 | 2 | .000 | 0 | 1 | .000 | 1 | 2 | 3 | 3.8 | 1 | 0 | 1 | 0 | 0 | 3 | 10 | 13.4 |
| TAMU-Corpus Christi | 12/29/19 | * | 21 | 1 | 13 | .077 | 0 | 4 | .000 | 2 | 4 | .500 | 2 | 4 | 6 | 4.0 | 1 | 0 | 0 | 1 | 3 | 2 | 4 | 12.7 |
| Rutgers | 1/3/20 | * | 26 | 2 | 9 | .222 | 0 | 4 | .000 | 1 | 4 | .250 | 4 | 1 | 5 | 4.1 | 1 | 0 | 1 | 2 | 2 | 1 | 5 | 12.1 |
| Iowa | 1/7/20 | * | 28 | 5 | 8 | .625 | 1 | 3 | .333 | 2 | 3 | .667 | 0 | 1 | 1 | 3.9 | 4 | 0 | 0 | 2 | 0 | 0 | 13 | 12.2 |
| at Northwestern | 1/11/20 | * | 33 | 3 | 14 | .214 | 1 | 5 | .200 | 0 | 0 | .000 | 0 | 6 | 6 | 4.0 | 1 | 0 | 2 | 0 | 1 | 2 | 7 | 11.9 |
| at No. 21 Ohio State | 1/14/20 | * | 27 | 4 | 11 | .364 | 0 | 2 | .000 | 1 | 2 | .500 | 2 | 2 | 4 | 4.0 | 1 | 0 | 2 | 2 | 0 | 1 | 9 | 11.7 |
| Indiana | 1/18/20 | * | 28 | 5 | 12 | .417 | 0 | 4 | .000 | 2 | 4 | .500 | 1 | 3 | 4 | 4.0 | 1 | 0 | 0 | 1 | 0 | 2 | 12 | 11.7 |
| at Wisconsin | 1/21/20 | * | 36 | 10 | 14 | .714 | 0 | 2 | .000 | 0 | 0 | .000 | 0 | 8 | 8 | 4.2 | 2 | 0 | 1 | 2 | 1 | 1 | 20 | 12.2 |
| at No 24 Rutgers | 1/25/20 | * | 23 | 1 | 8 | .125 | 0 | 2 | .000 | 0 | 0 | .000 | 1 | 1 | 2 | 4.1 | 2 | 0 | 5 | 2 | 0 | 1 | 2 | 11.7 |
| Michigan | 1/28/20 | * | 27 | 3 | 12 | .250 | 0 | 4 | .000 | 1 | 2 | .500 | 0 | 1 | 1 | 4.0 | 3 | 0 | 2 | 2 | 1 | 0 | 7 | 11.4 |
| Totals | 21 | 594 | 92 | 235 | .391 | 21 | 80 | .263 | 35 | 65 | .538 | 19 | 64 | 83 | 4.0 | 37 | 0 | 29 | 27 | 15 | 28 | 240 | 11.4 | |

NOTING BURKE

- Has started all 21 games as Nebraska has utilized a four-guard lineup in 2019-20
- Finished with seven points and two assists against Michigan
- Dished out a season-high five assists at Rutgers, but was held to two points on 1-of-8 shooting
- Posted his third 20-point game of the year at Wisconsin with 20 points on 10-of-14 shooting, and a season-high eight rebounds in 36 minutes
 - Finished with 12 points, four rebounds and two steals against Indiana
 - Had seven points, six rebounds and two assists at Northwestern
- Finished with 13 points in the win over Iowa
- Held to just four points, but grabbed six rebounds and blocked a season-high three shots vs. Texas A&M-CC
- Finished with 10 points, three rebounds and three steals vs. North Dakota
- Led Nebraska with 18 points, including 4-of-7 from 3-point range, and seven rebounds in a win over Purdue
- Scored a season-high 25 points at Indiana, including a game-tying 3-pointer with 1.0 second left in regulation, as went 9-of-16 from the field and had four 3-pointers
 - Nearly had a double-double with nine points and a season-high seven boards at Creighton
- Enjoyed a strong performance at the Cayman Islands Classic, averaging 16.3 points per game on 50 percent shooting, 3.7 steals and 2.0 steals per game
 - Totaled a season-high 21 points on 8-of-11 shooting including two crucial 3-pointers after South Florida pulled within one in the second half
 - Totaled 14 points - including Nebraska's first 12 points - and a season-high five steals in the loss to George Mason
 - Had 14 points and five rebounds in the win over Washington State
 - Finished with nine points and two blocked shots in the overtime win over Southern
 - Tallied a season-high 17 points and seven boards in 28 minutes of work against South Dakota State
 - Reached double figures for the first time at Nebraska with 13 points and four rebounds vs. Southern Utah
 - Sat out the 2018-19 season after transferring from Robert Morris
 - Earned second-team All-Northeast Conference honors in 2017-18, averaging 17.6 points, 5.8 rebounds and 2.1 assists per game, as he led the NEC in steals and was fourth in scoring
 - Four-time conference player of the week who reached double figures 30 times as a sophomore

MISC. STATS

| Category | 2019-20 | Career* |
|--------------------------|---------|---------|
| Double-Figure Scoring | 11 | 52 |
| Double-Figure Rebounding | 0 | 3 |
| Double-Figure Assists | 0 | 0 |
| Double-Doubles | 0 | 3 |
| Led NU in Scoring | 4 | 4 |
| Led NU in Rebounding | 3 | 3 |
| Led NU in Assists | 1 | 1 |
| 20+ Point Games | 3 | 13 |
| 30+ Point Games | 0 | 0 |

*Includes Robert Morris

TOP PERFORMANCES OF 2019-20

| Category | No. | Opponent (Date) |
|----------|-----|-------------------------------|
| Points | 25 | at Indiana (12/13/19) |
| | 21 | vs. South Florida (11/27/19) |
| | 20 | at Wisconsin (1/21/20) |
| | 18 | Purdue (12/15/19) |
| Rebounds | 8 | at Wisconsin (1/21/20) |
| | 7 | Purdue (12/15/19) |
| | 7 | South Dakota State (11/15/19) |
| | 7 | at Creighton (12/7/19) |
| Assists | 5 | at Rutgers (1/24/20) |



#22 HAANIF CHEATHAM | 6-5 | 195 | Sr. | G | Fort Lauderdale, Fla.

CAREER STATS

| Year | GP | | GS | | Min | | Avg | | Total | | | Rebounds | | | PF | | FO | | Ast | | TO | | Blk | | Stl | | Pts | | Avg | |
|--------------|------------|-----------|-------------|-------------|------------|------------|-------------|-----------|------------|-------------|------------|------------|-------------|-----------|------------|------------|------------|------------|----------|------------|------------|-----------|-----------|-------------|-------------|--|-----|--|-----|--|
| | | | | | | | | | FG | FGA | Pct | 3FG | 3FGA | Pct | FT | FTA | Pct | Off | Def | Tot | Avg | | | | | | | | | |
| 2015-16* | 33 | 33 | 974 | 29.5 | 131 | 268 | .489 | 29 | 75 | .387 | 100 | 122 | .820 | 13 | 98 | 111 | 3.4 | 67 | 1 | 73 | 88 | 1 | 34 | 391 | 11.8 | | | | | |
| 2016-17* | 32 | 25 | 814 | 25.4 | 93 | 203 | .458 | 13 | 40 | .325 | 79 | 103 | .767 | 22 | 101 | 123 | 3.8 | 49 | 0 | 71 | 51 | 4 | 23 | 278 | 8.7 | | | | | |
| 2017-18* | 5 | 5 | 131 | 26.2 | 16 | 37 | .432 | 5 | 13 | .385 | 4 | 7 | .571 | 2 | 12 | 14 | 2.8 | 7 | 0 | 7 | 8 | 0 | 5 | 41 | 8.2 | | | | | |
| 2018-19* | 10 | 10 | 273 | 27.3 | 49 | 108 | .454 | 8 | 22 | .364 | 26 | 40 | .650 | 4 | 44 | 48 | 4.8 | 12 | 0 | 19 | 24 | 2 | 12 | 132 | 13.2 | | | | | |
| 2019-20 | 21 | 21 | 677 | 32.2 | 94 | 193 | .487 | 18 | 55 | .327 | 52 | 79 | .658 | 8 | 69 | 77 | 3.7 | 26 | 0 | 28 | 24 | 5 | 17 | 258 | 12.3 | | | | | |
| TOTAL | 21 | 21 | 677 | 32.2 | 94 | 193 | .487 | 18 | 55 | .327 | 52 | 79 | .658 | 8 | 69 | 77 | 3.7 | 26 | 0 | 28 | 24 | 5 | 17 | 258 | 12.3 | | | | | |
| <i>All*</i> | <i>101</i> | <i>94</i> | <i>2869</i> | <i>28.4</i> | <i>383</i> | <i>809</i> | <i>.473</i> | <i>73</i> | <i>205</i> | <i>.356</i> | <i>261</i> | <i>351</i> | <i>.744</i> | <i>49</i> | <i>324</i> | <i>373</i> | <i>3.7</i> | <i>161</i> | <i>1</i> | <i>198</i> | <i>195</i> | <i>12</i> | <i>91</i> | <i>1100</i> | <i>10.9</i> | | | | | |

2019-20 GAME BY GAME

| Opponent | Date | GS | Min | TOTAL | | | 3-PTS | | | REBOUNDS | | | PF | FO | A | TO | Blk | Stl | Pts | Avg | | | | | |
|----------------------|----------|----|-----------|------------|-----------|------------|-------------|-----------|-----------|-------------|-----------|-----------|-------------|----------|-----------|-----------|------------|-----------|----------|-----------|-----------|----------|-----------|------------|-------------|
| | | | | FG | FGA | Pct | 3FG | FGA | Pct | FT | FTA | Pct | | | | | | | | | Off | Def | Tot | Avg | |
| UC Riverside | 11/05/19 | * | 26 | 0 | 3 | .000 | 0 | 2 | .000 | 1 | 2 | .500 | 0 | 2 | 2 | 2.0 | 0 | 0 | 3 | 1 | 0 | 1 | 1.0 | | |
| Southern Utah | 11/09/19 | * | 35 | 1 | 3 | .333 | 0 | 0 | .000 | 2 | 5 | .400 | 0 | 5 | 5 | 3.5 | 3 | 0 | 1 | 1 | 1 | 2 | 4 | 2.5 | |
| South Dakota St. | 11/15/19 | * | 30 | 8 | 11 | .727 | 0 | 2 | .000 | 1 | 3 | .333 | 1 | 5 | 6 | 4.3 | 1 | 0 | 3 | 1 | 1 | 0 | 17 | 7.3 | |
| Southern | 11/22/19 | * | 34 | 2 | 5 | .400 | 0 | 1 | .000 | 1 | 3 | .333 | 0 | 7 | 7 | 5.0 | 1 | 0 | 2 | 0 | 0 | 1 | 5 | 6.8 | |
| vs. Washington St. | 11/25/19 | * | 34 | 8 | 10 | .800 | 2 | 3 | .667 | 1 | 2 | .500 | 1 | 6 | 7 | 5.4 | 3 | 0 | 0 | 3 | 0 | 0 | 19 | 9.8 | |
| vs. George Mason | 11/26/19 | * | 31 | 5 | 9 | .556 | 2 | 4 | .500 | 1 | 2 | .500 | 0 | 1 | 1 | 4.7 | 0 | 0 | 0 | 0 | 0 | 1 | 13 | 9.8 | |
| vs. South Florida | 11/27/19 | * | 37 | 8 | 11 | .727 | 1 | 1 | 1.000 | 9 | 11 | .818 | 0 | 3 | 3 | 4.4 | 3 | 0 | 0 | 2 | 0 | 0 | 26 | 12.1 | |
| at Georgia Tech | 12/04/19 | * | 35 | 6 | 11 | .545 | 0 | 1 | .000 | 2 | 4 | .500 | 2 | 9 | 11 | 5.3 | 2 | 0 | 2 | 3 | 0 | 2 | 14 | 12.4 | |
| at Creighton | 12/7/19 | * | 32 | 5 | 12 | .417 | 0 | 2 | .000 | 4 | 5 | .800 | 1 | 4 | 5 | 5.2 | 1 | 0 | 1 | 1 | 0 | 0 | 14 | 12.6 | |
| at Indiana | 12/13/19 | * | 41 | 7 | 15 | .467 | 2 | 6 | .333 | 5 | 6 | .833 | 0 | 6 | 6 | 5.3 | 2 | 0 | 3 | 0 | 0 | 0 | 21 | 13.4 | |
| Purdue | 12/15/19 | * | 36 | 4 | 11 | .364 | 1 | 5 | .200 | 0 | 0 | .000 | 0 | 1 | 1 | 4.9 | 1 | 0 | 4 | 2 | 0 | 2 | 9 | 13.0 | |
| North Dakota | 12/21/19 | * | 33 | 4 | 7 | .571 | 0 | 1 | .000 | 2 | 2 | 1.000 | 0 | 2 | 2 | 4.7 | 2 | 0 | 0 | 1 | 1 | 1 | 10 | 12.8 | |
| TAMU-Corpus Christi | 12/29/19 | * | 30 | 4 | 8 | .500 | 1 | 1 | 1.000 | 8 | 9 | .889 | 0 | 3 | 3 | 4.5 | 0 | 0 | 0 | 0 | 1 | 2 | 17 | 13.1 | |
| Rutgers | 1/3/20 | * | 34 | 5 | 12 | .417 | 2 | 4 | .500 | 4 | 6 | .667 | 1 | 2 | 3 | 4.4 | 1 | 0 | 1 | 0 | 0 | 1 | 16 | 13.3 | |
| Iowa | 1/7/20 | * | 34 | 4 | 8 | .500 | 3 | 4 | .750 | 3 | 8 | .375 | 2 | 4 | 6 | 4.5 | 0 | 0 | 0 | 2 | 0 | 1 | 14 | 13.3 | |
| at Northwestern | 1/11/20 | * | 31 | 4 | 12 | .333 | 1 | 4 | .250 | 1 | 2 | .500 | 0 | 1 | 1 | 4.3 | 2 | 0 | 0 | 2 | 1 | 3 | 10 | 13.1 | |
| at No. 21 Ohio State | 1/14/20 | * | 30 | 4 | 10 | .400 | 1 | 4 | .250 | 0 | 0 | .000 | 0 | 3 | 3 | 4.2 | 1 | 0 | 1 | 1 | 0 | 0 | 9 | 12.9 | |
| Indiana | 1/18/20 | * | 34 | 4 | 10 | .400 | 2 | 5 | .400 | 0 | 1 | .000 | 0 | 1 | 1 | 4.1 | 0 | 0 | 3 | 1 | 0 | 0 | 10 | 12.7 | |
| at Wisconsin | 1/21/20 | * | 21 | 1 | 5 | .200 | 0 | 1 | .000 | 0 | 0 | .000 | 0 | 0 | 0 | 3.8 | 0 | 0 | 2 | 0 | 0 | 0 | 2 | 12.2 | |
| at No 24 Rutgers | 1/25/20 | * | 26 | 3 | 9 | .333 | 0 | 3 | .000 | 4 | 4 | 1.000 | 0 | 2 | 2 | 3.8 | 1 | 0 | 2 | 2 | 0 | 0 | 10 | 12.1 | |
| Michigan | 1/28/20 | * | 33 | 7 | 11 | .636 | 0 | 1 | .000 | 3 | 4 | .750 | 0 | 2 | 2 | 3.7 | 2 | 0 | 0 | 1 | 0 | 0 | 17 | 12.3 | |
| Totals | | | 21 | 677 | 94 | 193 | .487 | 18 | 55 | .327 | 52 | 79 | .658 | 8 | 69 | 77 | 3.7 | 26 | 0 | 28 | 24 | 5 | 17 | 258 | 12.3 |

• Cayman Islands Classic All-Tournament Team

NOTING CHEATHAM

- One of NU's most experienced players, as he has made 93 career starts and totaled over 1,000 career points in his college career
- Finished with 17 points on 7-of-11 shooting in the loss to Michigan
- Tallied 10 points and two assists in 25 minutes at Rutgers
- Totaled 10 points, including a pair of 3-pointers, and three assists against Indiana
- Held to nine points and three boards in the loss to No. 21 Ohio State, snapping a streak of five straight games in double figures
- Totaled 10 points and three steals at Northwestern
- Had 13 of his 14 points in the first half in the win over Iowa and added six boards
- Paced NU with 16 points and three rebounds against Rutgers
- Led Nebraska with 17 points, including 8-of-9 from the foul line, in the win over Texas A&M-CC
- Came up big at Indiana, finishing with 21 points and six rebounds in a season-high 41 minutes of work
- Led NU with 14 points and added five boards at Creighton
- Recorded his first career double-double with 14 points and a career-high 11 rebounds at Georgia Tech
- Earned a spot on the Cayman Islands Classic All-Tournament team, averaging 19.3 points per game on 70 percent shooting along with 3.7 rebounds per game
- Scored a career-high 26 points in the win over South Florida, hitting 8-of-11 shots from the field and 9-of-11 from the foul line.
- Led NU with 19 points on 8-of-10 shooting along with seven rebounds in the victory over Washington State
- Shined in the win over South Dakota State with 17 points on 8-of-11 shooting, six boards and three assists
- Spent the 2018-19 season at Florida Gulf Coast, averaging 13.2 points and 4.8 rebounds per game, as he reached double figures eight times in 10 games before missing the rest of the season with a shoulder injury
- Began his collegiate career at Marquette, where he spent two-plus seasons, and was named the team's best defensive player in 2015-16 and 2016-17
- Earned All-Big East Freshman team honors, averaging 11.8 points, 3.4 rebounds and 2.2 assists per game as he started all 33 games
- Was a top-100 recruit by all the major recruiting services at Pembroke Pines Charter High School, where he averaged 24.0 points, 5.0 rebounds and 3.0 assists per game

MISC. STATS

| Category | 2019-20 | Career* |
|--------------------------|---------|---------|
| Double-Figure Scoring | 15 | 60 |
| Double-Figure Rebounding | 1 | 1 |
| Double-Figure Assists | 0 | 0 |
| Double-Doubles | 1 | 1 |
| Led NU in Scoring | 6 | 6 |
| Led NU in Rebounding | 2 | 2 |
| Led NU in Assists | 1 | 1 |
| 20+ Point Games | 2 | 10 |
| 30+ Point Games | 0 | 0 |

*Includes Marquette and Florida Gulf Coast

TOP PERFORMANCES OF 2019-20

| Category | No. | Opponent (Date) |
|----------|-----|---------------------------------|
| Points | 26 | vs. South Florida (11/27/19) |
| | 21 | at Indiana (12/13/19) |
| | 19 | vs. Washington State (11/25/19) |
| | 17 | South Dakota State (11/15/19) |
| | 17 | Texas A&M-CC (12/29/19) |
| | 17 | Michigan (1/28/20) |
| Rebounds | 11 | at Georgia Tech (12/4/19) |
| | 7 | Southern (11/22/19) |
| | 7 | vs. Washington State (11/25/19) |
| Assists | 4 | Purdue (12/15/19) |
| | 3 | Indiana (1/18/20) |
| | 3 | UC Riverside (11/5/19) |
| | 3 | South Dakota State (11/15/19) |
| | 3 | at Indiana (12/13/19) |



#23 JERVAY GREEN | 6-3 | 210 | Jr. | G | Denver, Colo.

CAREER STATS

| Year | GP | GS | Total | | | | | | | | | Rebounds | | | | | | | | | | | | | |
|--------------|-----------|----------|------------|-------------|-----------|------------|-------------|-----------|-----------|-------------|-----------|-----------|-------------|-----------|-----------|-----------|------------|-----------|----------|-----------|-----------|----------|-----------|------------|------------|
| | | | Min | Avg | FG | FGA | Pct | 3FG | 3FGA | Pct | FT | FTA | Pct | Off | Def | Tot | Avg | PF | FO | Ast | TO | Blk | Stl | Pts | Avg |
| 2019-20 | 17 | 9 | 412 | 24.2 | 48 | 124 | .387 | 21 | 68 | .309 | 16 | 31 | .516 | 13 | 54 | 67 | 3.9 | 38 | 2 | 30 | 28 | 5 | 17 | 133 | 7.8 |
| TOTAL | 17 | 9 | 412 | 24.2 | 48 | 124 | .387 | 21 | 68 | .309 | 16 | 31 | .516 | 13 | 54 | 67 | 3.9 | 38 | 2 | 30 | 28 | 5 | 17 | 133 | 7.8 |

2019-20 GAME BY GAME

| Opponent | Date | GS | Min | TOTAL | | | 3-PTS | | | FT | | | REBOUNDS | | | | PF | FO | A | TO | Blk | Stl | Pts | Avg | |
|----------------------|----------|----------|------------|-----------|------------|-------------|-----------|-----------|-------------|-----------|-----------|-------------|-----------|-----------|-----------|------------|-----------|----------|-----------|-----------|----------|-----------|------------|------------|--|
| | | | | FG | FGA | Pct | 3FG | FGA | Pct | FT | FTA | Pct | Off | Def | Tot | Avg | | | | | | | | | |
| UC Riverside | 11/05/19 | * | 33 | 2 | 9 | .222 | 1 | 5 | .200 | 0 | 2 | .000 | 1 | 1 | 2 | 2.0 | 5 | 1 | 2 | 3 | 3 | 2 | 5 | 5.0 | |
| Southern Utah | 11/09/19 | * | 46 | 6 | 18 | .333 | 2 | 8 | .250 | 4 | 6 | .667 | 2 | 6 | 8 | 5.0 | 2 | 0 | 1 | 2 | 1 | 3 | 18 | 11.5 | |
| South Dakota St. | 11/15/19 | * | 24 | 3 | 7 | .429 | 0 | 3 | .000 | 0 | 0 | .000 | 0 | 4 | 4 | 4.7 | 2 | 0 | 5 | 2 | 0 | 0 | 6 | 9.7 | |
| Southern | 11/22/19 | * | 36 | 7 | 12 | .583 | 4 | 6 | .667 | 4 | 7 | .571 | 1 | 3 | 4 | 4.5 | 2 | 0 | 6 | 3 | 0 | 2 | 22 | 12.8 | |
| vs. Washington St. | 11/25/19 | * | 27 | 5 | 9 | .556 | 3 | 5 | .600 | 3 | 4 | .750 | 2 | 6 | 8 | 5.2 | 3 | 0 | 2 | 1 | 0 | 0 | 16 | 13.4 | |
| vs. George Mason | 11/26/19 | * | 24 | 1 | 7 | .143 | 0 | 5 | .000 | 0 | 0 | .000 | 1 | 3 | 4 | 5.0 | 3 | 0 | 5 | 2 | 0 | 1 | 2 | 11.5 | |
| vs. South Florida | 11/27/19 | * | 27 | 1 | 4 | .250 | 1 | 3 | .333 | 0 | 0 | .000 | 0 | 3 | 3 | 4.7 | 1 | 0 | 0 | 3 | 0 | 0 | 3 | 10.3 | |
| at Georgia Tech | 12/04/19 | * | 34 | 4 | 13 | .308 | 3 | 10 | .300 | 0 | 2 | .000 | 1 | 4 | 5 | 4.8 | 3 | 0 | 2 | 3 | 0 | 1 | 11 | 10.4 | |
| at Creighton | 12/7/19 | * | 32 | 3 | 8 | .375 | 1 | 6 | .167 | 3 | 5 | .600 | 2 | 4 | 6 | 4.9 | 1 | 0 | 1 | 2 | 1 | 1 | 10 | 10.3 | |
| at Indiana | 12/13/19 | | DNP-Susp. | | | | | | | | | | | | | | | | | | | | | | |
| Purdue | 12/15/19 | | DNP-Susp. | | | | | | | | | | | | | | | | | | | | | | |
| North Dakota | 12/21/19 | | 16 | 1 | 2 | .500 | 1 | 1 | 1.000 | 0 | 0 | .000 | 0 | 4 | 4 | 4.8 | 1 | 0 | 2 | 0 | 0 | 0 | 3 | 9.6 | |
| TAMU-Corpus Christi | 12/29/19 | | 26 | 3 | 8 | .375 | 0 | 2 | .000 | 2 | 3 | .667 | 1 | 2 | 3 | 4.6 | 3 | 0 | 2 | 2 | 0 | 2 | 8 | 9.5 | |
| Rutgers | 1/3/20 | | 23 | 2 | 8 | .250 | 2 | 6 | .333 | 0 | 0 | .000 | 1 | 2 | 3 | 4.5 | 2 | 0 | 2 | 1 | 0 | 2 | 6 | 9.2 | |
| Iowa | 1/7/20 | | DNP | | | | | | | | | | | | | | | | | | | | | | |
| at Northwestern | 1/11/20 | | DNP | | | | | | | | | | | | | | | | | | | | | | |
| at No. 21 Ohio State | 1/14/20 | | 17 | 4 | 6 | .667 | 2 | 3 | .667 | 0 | 0 | .000 | 1 | 3 | 4 | 4.5 | 0 | 0 | 0 | 1 | 0 | 0 | 10 | 9.2 | |
| Indiana | 1/18/20 | | 7 | 1 | 2 | .500 | 0 | 1 | .000 | 0 | 0 | .000 | 0 | 1 | 1 | 4.2 | 2 | 0 | 0 | 1 | 0 | 0 | 2 | 8.7 | |
| at Wisconsin | 1/21/20 | | 12 | 0 | 3 | .000 | 0 | 1 | .000 | 0 | 0 | .000 | 0 | 2 | 2 | 4.1 | 1 | 0 | 0 | 1 | 0 | 1 | 0 | 8.1 | |
| at No 24 Rutgers | 1/25/20 | | 18 | 5 | 7 | .714 | 1 | 2 | .500 | 0 | 2 | .000 | 0 | 5 | 5 | 4.1 | 2 | 0 | 0 | 0 | 0 | 2 | 11 | 8.3 | |
| Michigan | 1/28/20 | | 10 | 0 | 1 | .000 | 0 | 1 | .000 | 0 | 0 | .000 | 0 | 1 | 1 | 3.9 | 5 | 1 | 0 | 1 | 0 | 0 | 0 | 7.8 | |
| Totals | | 9 | 412 | 48 | 124 | .387 | 21 | 68 | .309 | 16 | 31 | .516 | 13 | 54 | 67 | 3.9 | 38 | 2 | 30 | 28 | 5 | 17 | 133 | 7.8 | |

NOTING GREEN

- Junior college transfer who is finding his way back in the rotation
- Battled foul trouble and played just 10 minutes against Michigan
- Played well at Rutgers, finishing with 11 points, five boards and two steals off the bench
- Hit 4-of-6 shots, including a pair of 3-pointers, in 17 minutes off the bench at No. 21 Ohio State
- Did not play in the win over Iowa or at Northwestern
- Finished with six points, three boards and a pair of assists against Rutgers
- Had eight points, two assists, two steals and two rebounds in 26 minutes vs. Texas A&M-Corpus Christi
- Missed the Indiana and Purdue games because of a violation of team rules, but returned to action against North Dakota and had three points and four rebounds in 15 minutes
- Had 10 points and six boards at Creighton
- Finished with 11 points, including a trio of 3-pointers and five rebounds against Georgia Tech
- Dished out five assists and grabbed four rebounds in the loss to George Mason
- Totaled 16 points and tied for the team lead with eight rebounds in the win over Washington State
- Keyed Nebraska's overtime win over Southern with a season-high 22 points, including four 3-pointers, along with six assists and four rebounds, as he scored six points in overtime
 - Turned in a solid all-around effort against South Dakota State with six points, five assists and four boards in 24 minutes
 - Nearly totaled a double-double against Southern Utah with 18 points and eight boards in 46 minutes
 - Rated as the top combo guard and No. 8 overall JC player in the country according to JUCORrecruiting.com
 - Spent two seasons at Western Nebraska Community College, where he totaled 1,278 points to rank second in school history, while also finishing in the top-10 on career charts for assists (fifth, 297), steals (seventh, 114) and 3-pointers (sixth, 134)
 - Earned NJCAA All-America honors as a sophomore, averaging 23.6 points, 5.7 rebounds and 5.3 assists per game
 - Region IX Co-Player of the Year finished eighth nationally in scoring and totaled six 30-point games in 2018-19
 - Third Western Nebraska CC product to play at NU, joining Bernard Garner, who played on a pair of postseason squads in the mid-1990s and Mike Peltz, who walked on the team during the 2012-13 and 2013-14 seasons
 - Attended George Washington High School in Denver where he averaged nearly 20 points, four rebounds, four assists and three steals for a team that went 25-3 and was the Class 5A runner-up as a senior
 - Set the school's single-game scoring record with 64 points, breaking the mark held by former NBA star Chauncey Billups.

MISC. STATS

| Category | 2019-20 | Career |
|--------------------------|---------|--------|
| Double-Figure Scoring | 7 | 7 |
| Double-Figure Rebounding | 0 | 0 |
| Double-Figure Assists | 0 | 0 |
| Double-Doubles | 0 | 0 |
| Led NU in Scoring | 1 | 1 |
| Led NU in Rebounding | 1 | 1 |
| Led NU in Assists | 2 | 2 |
| 20+ Point Games | 1 | 1 |
| 30+ Point Games | 0 | 0 |

TOP PERFORMANCES OF 2019-20

| Category | No. | Opponent (Date) |
|----------|-----|---------------------------------|
| Points | 22 | Southern (11/22/19) |
| | 18 | Southern Utah (11/9/19) |
| | 16 | vs. Washington State (11/25/19) |
| Rebounds | 8 | Southern Utah (11/9/19) |
| | 8 | vs. Washington State (11/25/19) |
| | 6 | at Creighton (12/7/19) |
| Assists | 6 | Southern (11/22/19) |
| | 5 | vs. George Mason (11/26/19) |
| | 5 | South Dakota State (11/15/19) |



#24 YVAN OUEDRAOGO | 6-9 | 260 | Fr. | F | Bordeaux, France

CAREER STATS

| Year | Total | | | | | | | | | | | Rebounds | | | | | | | | | | | | | |
|--------------|-----------|-----------|------------|-------------|-----------|------------|-------------|----------|----------|-------------|-----------|-----------|-------------|-----------|-----------|------------|------------|-----------|----------|-----------|-----------|----------|----------|------------|------------|
| | GP | GS | Min | Avg | FG | FGA | Pct | 3FG | 3FGA | Pct | FT | FTA | Pct | Off | Def | Tot | Avg | PF | FO | Ast | TO | Blk | Stl | Pts | Avg |
| 2019-20 | 21 | 21 | 445 | 21.2 | 44 | 111 | .396 | 0 | 0 | .000 | 24 | 48 | .500 | 53 | 72 | 125 | 6.0 | 33 | 0 | 14 | 33 | 5 | 8 | 112 | 5.3 |
| TOTAL | 21 | 21 | 445 | 21.2 | 44 | 111 | .396 | 0 | 0 | .000 | 24 | 48 | .500 | 53 | 72 | 125 | 6.0 | 33 | 0 | 14 | 33 | 5 | 8 | 112 | 5.3 |

2019-20 GAME BY GAME

| Opponent | Date | GS | Min | TOTAL | | | 3-PTS | | | REBOUNDS | | | PF | FO | A | TO | Blk | Stl | Pts | Avg | | | | |
|----------------------|----------|-----------|------------|-----------|------------|-------------|----------|----------|-------------|-----------|-----------|-------------|-----------|-----------|------------|------------|-----------|----------|-----------|-----------|----------|----------|------------|------------|
| | | | | FG | FGA | Pct | 3FG | 3FGA | Pct | FT | FTA | Pct | | | | | | | | | Off | Def | Tot | Avg |
| UC Riverside | 11/05/19 | * | 21 | 4 | 6 | .667 | 0 | 0 | .000 | 1 | 4 | .250 | 0 | 3 | 3 | 3.0 | 1 | 0 | 1 | 1 | 1 | 2 | 9 | 9.0 |
| Southern Utah | 11/09/19 | * | 14 | 1 | 6 | .167 | 0 | 0 | .000 | 0 | 0 | .000 | 2 | 3 | 5 | 4.0 | 1 | 0 | 0 | 2 | 0 | 0 | 2 | 5.5 |
| South Dakota St. | 11/15/19 | * | 21 | 3 | 7 | .429 | 0 | 0 | .000 | 0 | 1 | .000 | 6 | 6 | 12 | 6.7 | 4 | 0 | 2 | 5 | 0 | 0 | 6 | 5.7 |
| Southern | 11/22/19 | * | 22 | 3 | 4 | .750 | 0 | 0 | .000 | 5 | 7 | .714 | 1 | 3 | 4 | 6.0 | 0 | 0 | 0 | 0 | 1 | 0 | 11 | 7.0 |
| vs. Washington St. | 11/25/19 | * | 14 | 2 | 4 | .500 | 0 | 0 | .000 | 0 | 2 | .000 | 1 | 0 | 1 | 5.0 | 1 | 0 | 0 | 2 | 0 | 0 | 4 | 6.4 |
| vs. George Mason | 11/26/19 | * | 20 | 1 | 2 | .500 | 0 | 0 | .000 | 0 | 0 | .000 | 3 | 2 | 5 | 5.0 | 1 | 0 | 0 | 1 | 2 | 2 | 2 | 5.7 |
| vs. South Florida | 11/27/19 | * | 24 | 2 | 3 | .667 | 0 | 0 | .000 | 2 | 2 | 1.000 | 1 | 4 | 5 | 5.0 | 2 | 0 | 0 | 1 | 0 | 0 | 6 | 5.7 |
| at Georgia Tech | 12/04/19 | * | 23 | 1 | 5 | .200 | 0 | 0 | .000 | 1 | 4 | .250 | 4 | 3 | 7 | 5.3 | 0 | 0 | 1 | 2 | 0 | 1 | 3 | 5.4 |
| at Creighton | 12/7/19 | * | 12 | 1 | 5 | .200 | 0 | 0 | .000 | 0 | 2 | .000 | 1 | 2 | 3 | 5.0 | 1 | 0 | 0 | 1 | 0 | 0 | 2 | 5.0 |
| at Indiana | 12/13/19 | * | 32 | 4 | 11 | .364 | 0 | 0 | .000 | 1 | 4 | .250 | 5 | 5 | 10 | 5.5 | 4 | 0 | 1 | 2 | 0 | 1 | 9 | 5.4 |
| Purdue | 12/15/19 | * | 17 | 3 | 6 | .500 | 0 | 0 | .000 | 0 | 0 | .000 | 0 | 5 | 5 | 5.5 | 0 | 0 | 0 | 0 | 0 | 0 | 6 | 5.5 |
| North Dakota | 12/21/19 | * | 25 | 3 | 10 | .300 | 0 | 0 | .000 | 3 | 6 | .500 | 4 | 5 | 9 | 5.8 | 1 | 0 | 1 | 1 | 0 | 0 | 9 | 5.8 |
| TAMU-Corpus Christi | 12/29/19 | * | 25 | 3 | 5 | .600 | 0 | 0 | .000 | 5 | 7 | .714 | 6 | 8 | 14 | 6.4 | 3 | 0 | 1 | 2 | 0 | 0 | 11 | 6.2 |
| Rutgers | 1/3/20 | * | 21 | 2 | 5 | .400 | 0 | 0 | .000 | 0 | 0 | .000 | 3 | 1 | 4 | 6.2 | 1 | 0 | 0 | 1 | 0 | 0 | 4 | 6.0 |
| Iowa | 1/7/20 | * | 22 | 2 | 4 | .500 | 0 | 0 | .000 | 1 | 2 | .500 | 0 | 7 | 7 | 6.3 | 2 | 0 | 3 | 3 | 0 | 1 | 5 | 5.9 |
| at Northwestern | 1/11/20 | * | 19 | 2 | 5 | .400 | 0 | 0 | .000 | 0 | 0 | .000 | 3 | 5 | 8 | 6.4 | 3 | 0 | 0 | 0 | 0 | 0 | 4 | 5.8 |
| at No. 21 Ohio State | 1/14/20 | * | 30 | 4 | 8 | .500 | 0 | 0 | .000 | 2 | 3 | .667 | 4 | 1 | 5 | 6.3 | 2 | 0 | 2 | 2 | 1 | 0 | 10 | 6.1 |
| Indiana | 1/18/20 | * | 22 | 2 | 4 | .500 | 0 | 0 | .000 | 0 | 0 | .000 | 2 | 3 | 5 | 6.2 | 1 | 0 | 0 | 1 | 0 | 0 | 4 | 5.9 |
| at Wisconsin | 1/21/20 | * | 19 | 0 | 2 | .000 | 0 | 0 | .000 | 3 | 4 | .750 | 5 | 3 | 8 | 6.3 | 1 | 0 | 2 | 2 | 0 | 0 | 3 | 5.8 |
| at No 24 Rutgers | 1/25/20 | * | 25 | 1 | 5 | .200 | 0 | 0 | .000 | 0 | 0 | .000 | 2 | 2 | 4 | 6.2 | 2 | 0 | 0 | 3 | 0 | 1 | 2 | 5.6 |
| Michigan | 1/28/20 | * | 17 | 0 | 4 | .000 | 0 | 0 | .000 | 0 | 0 | .000 | 0 | 1 | 1 | 6.0 | 2 | 0 | 0 | 1 | 0 | 0 | 0 | 5.3 |
| Totals | | 21 | 445 | 44 | 111 | .396 | 0 | 0 | .000 | 24 | 48 | .500 | 53 | 72 | 125 | 6.0 | 33 | 0 | 14 | 33 | 5 | 8 | 112 | 5.3 |

NOTING OUEDRAOGO

- Freshman who doesn't turn 18 until following the Big Ten Tournament and is believed to be the youngest player in the Big Ten
- Was held scoreless in 17 minutes against Michigan
- Grabbed eight rebounds, including five off the offensive glass, in 19 minutes at Wisconsin
- Tallied 10 points and five rebounds in 30 minutes in the loss at No. 21 Ohio State
- Grabbed eight rebounds and had four points in 19 minutes at Northwestern
- Finished with five points and seven rebounds in the Huskers' win over Iowa
- Recorded his first double-double - and the first by a Husker freshman since 2013 - with 11 points and a career-high 14 rebounds against Texas A&M-Corpus Christi
 - Came come to a double double with nine points and nine rebounds in 25 minutes vs. North Dakota
 - Totaled six points and five rebounds in 16 minutes in the win over Purdue
 - Nearly posted a double-double in his Big Ten debut, finishing with nine points and a team-high 10 boards in a career-high 33 minutes at Indiana
 - Grabbed seven rebounds and added three points at Georgia Tech
 - Totaled six points and a team-high five rebounds in the win over South Florida
 - Reached double figures for the first time in his career with 11 points, including six in overtime, and four rebounds against Southern
 - Grabbed a season-high 12 rebounds and scored six points in 21 minutes vs. South Dakota State
 - Totaled nine points and five boards in his collegiate debut against UC Riverside
 - Spent the summer playing for the French U-18 National Team, helping France to a 6-1 record and fifth-place finish at the European Championships
 - Attended the National Institute of Sport, Expertise and Performance (INSEP), a program which produced Clint Capela, Boris Diaw and Tony Parker, among others
 - Represented France in the 2018 FIBA U-16 European Championships, when he averaged 12.7 points and 9.7 rebounds per game to earn team MVP honors

MISC. STATS

| Category | 2019-20 | Career |
|--------------------------|---------|--------|
| Double-Figure Scoring | 3 | 3 |
| Double-Figure Rebounding | 3 | 3 |
| Double-Figure Assists | 0 | 0 |
| Double-Doubles | 1 | 1 |
| Led NU in Scoring | 0 | 0 |
| Led NU in Rebounding | 7 | 7 |
| Led NU in Assists | 0 | 0 |
| 20+ Point Games | 0 | 0 |
| 30+ Point Games | 0 | 0 |

TOP PERFORMANCES OF 2019-20

| Category | No. | Opponent (Date) |
|----------|-----|-------------------------------|
| Points | 11 | Texas A&M-CC (12/29/19) |
| | 11 | Southern (11/22/19) |
| | 10 | at Ohio State (1/14/20) |
| Rebounds | 14 | Texas A&M-CC (12/29/19) |
| | 12 | South Dakota State (11/15/19) |
| | 10 | at Indiana (12/13/19) |
| Blocks | 2 | vs. George Mason (11/26/19) |
| | 1 | UC Riverside (11/5/19) |
| | 1 | Southern (11/22/19) |
| | 1 | at Northwestern (1/21/20) |



#25 MATEJ KAVAS | 6-8 | 200 | Sr. | F | Ljubljana, Slovenia

CAREER STATS

| Year | GP | GS | Total | | | | | | | | | Rebounds | | | | | | | | | PF | FO | Ast | TO | Blk | Stl | Pts | Avg |
|--------------|------------|-----------|-------------|-------------|------------|------------|-------------|------------|------------|-------------|------------|------------|-------------|-----------|------------|------------|------------|------------|----------|-----------|------------|-----------|-----------|-------------|-------------|-----|-----|-----|
| | | | Min | Avg | FG | FGA | Pct | 3FG | 3FGA | Pct | FT | FTA | Pct | Off | Def | Tot | Avg | | | | | | | | | | | |
| 2016-17* | 27 | 0 | 549 | 20.3 | 81 | 185 | .438 | 42 | 104 | .404 | 29 | 42 | .690 | 11 | 68 | 79 | 2.9 | 51 | 2 | 15 | 23 | 9 | 6 | 233 | 8.6 | | | |
| 2017-18* | 33 | 31 | 1038 | 31.5 | 171 | 361 | .474 | 91 | 196 | .464 | 68 | 86 | .791 | 38 | 131 | 169 | 5.1 | 100 | 1 | 41 | 67 | 7 | 13 | 501 | 15.2 | | | |
| 2018-19* | 24 | 16 | 555 | 23.1 | 82 | 179 | .458 | 44 | 96 | .458 | 38 | 48 | .792 | 14 | 96 | 110 | 4.6 | 33 | 0 | 16 | 20 | 1 | 6 | 246 | 10.3 | | | |
| 2019-20 | 18 | 1 | 269 | 14.9 | 30 | 83 | .361 | 18 | 57 | .316 | 13 | 19 | .684 | 1 | 18 | 19 | 1.1 | 19 | 0 | 9 | 8 | 2 | 3 | 91 | 5.1 | | | |
| TOTAL | 18 | 1 | 269 | 14.9 | 30 | 83 | .361 | 18 | 57 | .316 | 13 | 19 | .684 | 1 | 18 | 19 | 1.1 | 19 | 0 | 9 | 8 | 2 | 3 | 91 | 5.1 | | | |
| <i>All*</i> | <i>102</i> | <i>48</i> | <i>2417</i> | <i>23.7</i> | <i>364</i> | <i>808</i> | <i>.450</i> | <i>195</i> | <i>453</i> | <i>.430</i> | <i>148</i> | <i>195</i> | <i>.759</i> | <i>64</i> | <i>313</i> | <i>377</i> | <i>3.7</i> | <i>203</i> | <i>3</i> | <i>81</i> | <i>118</i> | <i>19</i> | <i>28</i> | <i>1071</i> | <i>10.5</i> | | | |

2019-20 GAME BY GAME

| Opponent | Date | GS | Min | TOTAL | | | 3-PTS | | | REBOUNDS | | | PF | FO | A | TO | Blk | Stl | Pts | Avg | | | |
|----------------------|----------|------------|-----------|-----------|-------------|-----------|-----------|-------------|-----------|-----------|-------------|----------|-----------|-----------|------------|-----------|----------|----------|----------|----------|----------|-----------|------------|
| | | | | FG | FGA | Pct | 3FG | FGA | Pct | FT | FTA | Pct | | | | | | | | | Off | Def | Tot |
| UC Riverside | 11/05/19 | 25 | 3 | 5 | .600 | 2 | 3 | .667 | 2 | 3 | .667 | 0 | 1 | 1 | 1.0 | 1 | 0 | 1 | 0 | 0 | 10 | 10.0 | |
| Southern Utah | 11/09/19 | 19 | 0 | 3 | .000 | 0 | 2 | .000 | 2 | 4 | .500 | 0 | 2 | 2 | 1.5 | 2 | 0 | 0 | 0 | 0 | 2 | 6.0 | |
| South Dakota St. | 11/15/19 | 17 | 1 | 6 | .167 | 0 | 4 | .000 | 0 | 0 | .000 | 0 | 3 | 3 | 2.0 | 1 | 0 | 0 | 1 | 0 | 2 | 4.7 | |
| Southern | 11/22/19 | 21 | 3 | 6 | .500 | 3 | 6 | .500 | 1 | 1 | 1.000 | 0 | 1 | 1 | 1.8 | 0 | 0 | 0 | 2 | 1 | 1 | 10 | 6.0 |
| vs. Washington St. | 11/25/19 | 14 | 1 | 3 | .333 | 0 | 1 | .000 | 0 | 0 | .000 | 0 | 0 | 0 | 1.4 | 2 | 0 | 0 | 0 | 0 | 2 | 5.2 | |
| vs. George Mason | 11/26/19 | 16 | 2 | 7 | .286 | 1 | 4 | .250 | 5 | 6 | .833 | 0 | 2 | 2 | 1.5 | 2 | 0 | 2 | 0 | 0 | 10 | 6.0 | |
| vs. South Florida | 11/27/19 | 17 | 3 | 4 | .750 | 0 | 0 | .000 | 0 | 0 | .000 | 0 | 0 | 0 | 1.3 | 0 | 0 | 1 | 0 | 0 | 6 | 6.0 | |
| at Georgia Tech | 12/04/19 | 12 | 0 | 3 | .000 | 0 | 2 | .000 | 0 | 0 | .000 | 0 | 1 | 1 | 1.3 | 1 | 0 | 1 | 0 | 0 | 0 | 5.3 | |
| at Creighton | 12/7/19 | 24 | 4 | 8 | .500 | 3 | 7 | .429 | 0 | 0 | .000 | 0 | 0 | 0 | 1.1 | 2 | 0 | 1 | 1 | 0 | 11 | 5.9 | |
| at Indiana | 12/13/19 | 10 | 0 | 3 | .000 | 0 | 3 | .000 | 0 | 0 | .000 | 0 | 0 | 0 | 1.0 | 2 | 0 | 0 | 0 | 0 | 0 | 5.3 | |
| Purdue | 12/15/19 | 18 | 2 | 8 | .250 | 0 | 4 | .000 | 0 | 0 | .000 | 0 | 3 | 3 | 1.2 | 0 | 0 | 1 | 1 | 0 | 4 | 5.2 | |
| North Dakota | 12/21/19 | 17 | 4 | 5 | .800 | 4 | 5 | .800 | 0 | 0 | .000 | 0 | 0 | 0 | 1.1 | 1 | 0 | 0 | 0 | 0 | 12 | 5.8 | |
| TAMU-Corpus Christi | 12/29/19 | 18 | 4 | 9 | .444 | 2 | 6 | .333 | 0 | 1 | .000 | 1 | 4 | 5 | 1.4 | 3 | 0 | 1 | 2 | 0 | 1 | 10 | 6.1 |
| Rutgers | 1/3/20 | 12 | 1 | 5 | .200 | 1 | 5 | .200 | 0 | 0 | .000 | 0 | 0 | 0 | 1.3 | 1 | 0 | 0 | 0 | 0 | 3 | 5.9 | |
| Iowa | 1/7/20 | 7 | 0 | 0 | .000 | 0 | 0 | .000 | 0 | 0 | .000 | 0 | 0 | 0 | 1.2 | 0 | 0 | 1 | 0 | 0 | 0 | 5.5 | |
| at Northwestern | 1/11/20 | 12 | 2 | 5 | .400 | 2 | 4 | .500 | 3 | 4 | .750 | 0 | 1 | 1 | 1.2 | 1 | 0 | 0 | 0 | 0 | 9 | 5.7 | |
| at No. 21 Ohio State | 1/14/20 | 7 | 0 | 1 | .000 | 0 | 0 | .000 | 0 | 0 | .000 | 0 | 0 | 0 | 1.1 | 0 | 0 | 0 | 0 | 0 | 0 | 5.4 | |
| Indiana | 1/18/20 | 3 | 0 | 2 | .000 | 0 | 1 | .000 | 0 | 0 | .000 | 0 | 0 | 0 | 1.1 | 0 | 0 | 0 | 0 | 0 | 0 | 5.1 | |
| at Wisconsin | 1/21/20 | DNP | | | | | | | | | | | | | | | | | | | | | |
| at No. 24 Rutgers | 1/24/20 | DNP | | | | | | | | | | | | | | | | | | | | | |
| Michigan | 1/28/20 | DNP | | | | | | | | | | | | | | | | | | | | | |
| Totals | 1 | 269 | 30 | 83 | .361 | 18 | 57 | .316 | 13 | 19 | .684 | 1 | 18 | 19 | 1.1 | 19 | 0 | 9 | 8 | 2 | 3 | 91 | 5.1 |

NOTING KAVAS

- Graduate transfer who is an excellent shooter and gives NU scoring punch off the bench
- Came off the bench and had nine points in 13 minutes at Northwestern
- Reached double figures for the second straight game with 10 points and a season-high five boards against Texas A&M-Corpus Christi
- Nearly rallied the Huskers back against North Dakota, hitting three of his four 3-pointers in the final eight minutes, including one which gave the Huskers a 71-69 lead, as he finished with a season-high 12 points on 4-of-5 shooting
- Set then-season highs in points (11) and 3-pointers (three) in 24 minutes at Creighton
- Made his first start as a Husker against South Florida, finishing with six points on 3-of-4 shooting in 17 minutes
- Had 10 points, two rebounds and two assists in the loss to George Washington
- Went over 1,000 career points with 10 points, including a trio of 3-pointers, in 21 minutes against Southern
- Reached double figures in his Husker debut with 10 points in 25 minutes against UC Riverside
- Spent four seasons at Seattle University before graduating in the summer of 2019, totaling nearly 1,000 points, including 177 3-pointers
- Was a preseason All-WAC pick before missing significant time with a shin injury in 2018-19, but still averaged 10.3 points and 4.6 rebounds per game while shooting 46 percent from 3-point range
- Named second-team All-WAC as a sophomore, averaging 15.2 points, 5.1 rebounds and 1.2 assists per game while pacing the conference in both 3-point percentage (.464) and 3-pointers per game (2.8)
- Was WAC Freshman of the Year in 2016-17, averaging 8.6 points per game while shooting 40 percent from 3-point range
- His older brother (Andraz) plays professionally overseas after his college career at Harding (Ark.) University

MISC. STATS

| Category | 2019-20 | Career* |
|--------------------------|---------|---------|
| Double-Figure Scoring | 6 | 61 |
| Double-Figure Rebounding | 0 | 3 |
| Double-Figure Assists | 0 | 0 |
| Double-Doubles | 0 | 2 |
| Led NU in Scoring | 0 | 0 |
| Led NU in Rebounding | 0 | 0 |
| Led NU in Assists | 0 | 0 |
| 20+ Point Games | 0 | 12 |
| 30+ Point Games | 0 | 0 |

*Includes Seattle

TOP PERFORMANCES OF 2019-20

| Category | No. | Opponent (Date) |
|----------|-----|-------------------------------|
| Points | 12 | North Dakota (12/21/19) |
| | 11 | at Creighton (12/7/19) |
| | 10 | UC Riverside (11/5/19) |
| | 10 | Southern (11/22/19) |
| | 10 | vs. George Mason (11/26/19) |
| | 10 | Texas A&M-CC (12/29/19) |
| Rebounds | 5 | Texas A&M-CC (12/29/19) |
| | 3 | Purdue (12/15/19) |
| | 3 | South Dakota State (11/15/19) |
| Assists | 2 | vs. George Mason (11/26/19) |



#30 CHARLIE EASLEY | 6-2 | 190 | Fr. | G | Lincoln, Neb.

CAREER STATS

| Year | GP | GS | Total | | | | | | | | | | Rebounds | | | | | | | | | | | | |
|--------------|-----------|----------|------------|------------|----------|-----------|-------------|----------|-----------|-------------|-----------|-----------|-------------|----------|----------|----------|------------|-----------|----------|----------|----------|----------|----------|-----------|------------|
| | | | Min | Avg | FG | FGA | Pct | 3FG | 3FGA | Pct | FT | FTA | Pct | Off | Def | Tot | Avg | PF | FO | Ast | TO | Blk | Stl | Pts | Avg |
| 2019-20 | 17 | 0 | 147 | 8.6 | 9 | 27 | .333 | 4 | 17 | .235 | 10 | 13 | .769 | 2 | 7 | 9 | 0.5 | 14 | 0 | 4 | 4 | 0 | 9 | 32 | 1.9 |
| TOTAL | 17 | 0 | 147 | 8.6 | 9 | 27 | .333 | 4 | 17 | .235 | 10 | 13 | .769 | 2 | 7 | 9 | 0.5 | 14 | 0 | 4 | 4 | 0 | 9 | 32 | 1.9 |

2019-20 GAME BY GAME

| Opponent | Date | GS | Min | TOTAL | | | 3-PTS | | | REBOUNDS | | | PF | FO | A | TO | Blk | Stl | Pts | Avg | | | | |
|----------------------|----------|----------|------------|----------|-----------|-------------|----------|-----------|-------------|-----------|-----------|-------------|----------|----------|----------|------------|-----------|----------|----------|----------|----------|----------|-----------|------------|
| | | | | FG | FGA | Pct | 3FG | FGA | Pct | FT | FTA | Pct | | | | | | | | | Off | Def | Tot | Avg |
| UC Riverside | 11/05/19 | 1 | 0 | 0 | .000 | 0 | 0 | .000 | 0 | 0 | .000 | 1 | 0 | 1 | 1.0 | 0 | 0 | 0 | 1 | 0 | 0 | 0 | 0.0 | |
| Southern Utah | 11/9/19 | DNP | | | | | | | | | | | | | | | | | | | | | | |
| South Dakota St. | 11/15/19 | 1 | 0 | 0 | .000 | 0 | 0 | .000 | 0 | 2 | .000 | 0 | 0 | 0 | 0.5 | 0 | 0 | 0 | 0 | 0 | 0 | 0 | 0.0 | |
| Southern | 11/22/19 | DNP | | | | | | | | | | | | | | | | | | | | | | |
| vs. Washington State | 11/25/19 | DNP | | | | | | | | | | | | | | | | | | | | | | |
| vs. George Mason | 11/26/19 | 1 | 0 | 0 | .000 | 0 | 0 | .000 | 0 | 0 | .000 | 0 | 0 | 0 | 0.3 | 0 | 0 | 0 | 0 | 0 | 0 | 0 | 0.0 | |
| vs. South Florida | 11/27/19 | DNP | | | | | | | | | | | | | | | | | | | | | | |
| at Georgia Tech | 12/04/19 | 1 | 0 | 0 | .000 | 0 | 0 | .000 | 0 | 0 | .000 | 0 | 0 | 0 | 0.3 | 0 | 0 | 0 | 1 | 0 | 0 | 0 | 0.0 | |
| at Creighton | 12/7/19 | 4 | 2 | 2 | 1.000 | 0 | 0 | .000 | 0 | 0 | .000 | 0 | 0 | 0 | 0.2 | 0 | 0 | 1 | 0 | 0 | 0 | 4 | 0.8 | |
| at Indiana | 12/13/19 | 2 | 0 | 1 | .000 | 0 | 0 | .000 | 0 | 0 | .000 | 0 | 0 | 0 | 0.2 | 2 | 0 | 0 | 0 | 0 | 0 | 0 | 0.7 | |
| Purdue | 12/15/19 | 10 | 0 | 0 | .000 | 0 | 0 | .000 | 2 | 2 | 1.000 | 0 | 1 | 1 | 0.3 | 0 | 0 | 0 | 0 | 0 | 0 | 2 | 0.9 | |
| North Dakota | 12/21/19 | 2 | 0 | 0 | .000 | 0 | 0 | .000 | 0 | 0 | .000 | 0 | 0 | 0 | 0.3 | 0 | 0 | 0 | 0 | 0 | 0 | 0 | 0.8 | |
| TAMU-Corpus Christi | 12/29/19 | 8 | 1 | 3 | .333 | 1 | 3 | .333 | 0 | 0 | .000 | 0 | 0 | 0 | 0.2 | 0 | 0 | 1 | 0 | 0 | 0 | 3 | 1.0 | |
| Rutgers | 1/3/20 | 3 | 1 | 2 | .500 | 0 | 1 | .000 | 3 | 3 | 1.000 | 0 | 0 | 0 | 0.2 | 0 | 0 | 0 | 0 | 0 | 1 | 5 | 1.4 | |
| Iowa | 1/7/20 | 16 | 0 | 3 | .000 | 0 | 3 | .000 | 1 | 2 | .500 | 0 | 1 | 1 | 0.3 | 2 | 0 | 1 | 0 | 0 | 2 | 1 | 1.4 | |
| at Northwestern | 01/11/20 | 12 | 1 | 3 | .333 | 0 | 1 | .000 | 0 | 0 | .000 | 0 | 0 | 0 | 0.3 | 0 | 0 | 1 | 0 | 0 | 0 | 2 | 1.4 | |
| at No. 21 Ohio State | 1/14/20 | 9 | 0 | 0 | .000 | 0 | 0 | .000 | 0 | 0 | .000 | 0 | 0 | 0 | 0.2 | 1 | 0 | 1 | 0 | 0 | 0 | 0 | 1.3 | |
| Indiana | 1/18/20 | 16 | 2 | 4 | .500 | 2 | 3 | .667 | 2 | 2 | 1.000 | 1 | 0 | 1 | 0.3 | 2 | 0 | 0 | 0 | 0 | 3 | 8 | 1.8 | |
| at Wisconsin | 1/21/20 | 22 | 0 | 2 | .000 | 0 | 1 | .000 | 0 | 0 | .000 | 0 | 2 | 2 | 0.4 | 2 | 0 | 1 | 0 | 0 | 0 | 0 | 1.7 | |
| at No 24 Rutgers | 1/25/20 | 24 | 2 | 7 | .286 | 1 | 5 | .200 | 2 | 2 | 1.000 | 0 | 2 | 2 | 0.5 | 4 | 0 | 0 | 0 | 0 | 0 | 7 | 2.0 | |
| Michigan | 1/28/20 | 15 | 0 | 0 | .000 | 0 | 0 | .000 | 0 | 0 | .000 | 0 | 1 | 1 | 0.5 | 1 | 0 | 0 | 0 | 0 | 3 | 0 | 1.9 | |
| Totals | | 0 | 147 | 9 | 27 | .333 | 4 | 17 | .235 | 10 | 13 | .769 | 2 | 7 | 9 | 0.5 | 14 | 0 | 4 | 4 | 0 | 9 | 32 | 1.9 |

NOTING EASLEY

- True freshman who walked on to the team after a prolific high school career at Lincoln Pius X High School
- Was put on scholarship for the spring semester on Jan. 10
- Had three steals in 15 minutes of work against Michigan
- Totaled seven points and two boards in a season-high 23 minutes at Rutgers
- Played a career-high 22 minutes against Wisconsin, grabbed two rebounds, but going scoreless
- Keyed NU's second-half comeback against Indiana with a career-high eight points and three steals in 16 minutes
- Dished out an assist in nine minutes at No. 21 Ohio State
- Had two points and an assist in 12 minutes at Northwestern
- Played a key role in the win over Iowa, playing a career-high 16 minutes and recording a pair of steals
- Had a season-high five points and a steal in three minutes of work against Rutgers
- Played eight minutes in the win over Texas A&M-CC, hitting his first career 3-pointer in the process
- Saw his most extensive action in the win over Purdue, playing nine minutes and scoring a pair of points
- Played two minutes against Indiana, but missed his only shot from the field
- Had four points and an assist in four minutes against Creighton
- Saw action in the loss at Georgia Tech
- Played against George Mason, but had no stats in the loss to the Patriots
- Saw action in NU's win over South Dakota State, but did not score
- Played the final minute of NU's season opener against UC Riverside
- Was a three-year starter who finished with a school-record 1,412 points
- Guided Pius X to a 27-2 record and a Class B state title in 2019 after averaging 23.3 points, 6.1 rebounds, 4.1 assists and 3.1 steals per game
- Was AAU teammates with fellow Husker freshmen Akol Arop, Jace Piatkowski and Bret Porter

MISC. STATS

| Category | 2019-20 | Career |
|--------------------------|---------|--------|
| Double-Figure Scoring | 0 | 0 |
| Double-Figure Rebounding | 0 | 0 |
| Double-Figure Assists | 0 | 0 |
| Double-Doubles | 0 | 0 |
| Led NU in Scoring | 0 | 0 |
| Led NU in Rebounding | 0 | 0 |
| Led NU in Assists | 0 | 0 |
| 20+ Point Games | 0 | 0 |
| 30+ Point Games | 0 | 0 |

TOP PERFORMANCES OF 2019-20

| Category | No. | Opponent (Date) |
|----------|-----|---------------------------|
| Points | 8 | Indiana (1/18/20) |
| | 7 | at Rutgers (1/24/20) |
| | 5 | Rutgers (1/3/20) |
| | 4 | at Creighton (12/7/19) |
| Rebounds | 2 | at Wisconsin (1/21/20) |
| | 2 | at Rutgers (1/24/20) |
| Assists | 1 | at Creighton (12/7/19) |
| | 1 | at Northwestern (1/11/20) |


#34 THORIR THORBJARNARSON | 6-6 | 205 | Jr. | G | Reykjavik, Iceland

CAREER STATS

| Year | GP | | GS | | Total | | Shooting | | | | | Rebounds | | | | PF | | Ast | | TO | | Blk | | Stl | | Pts | |
|--------------|-----------|-----------|------------|-------------|-----------|------------|-------------|-----------|------------|-------------|-----------|-----------|-------------|-----------|------------|------------|------------|-----------|----------|-----------|-----------|----------|-----------|------------|------------|-----|-----|
| | | | Min | Avg | FG | FGA | Pct | 3FG | 3FGA | Pct | FT | FTA | Pct | Off | Def | Tot | Avg | | FO | | | | | | | | |
| 2017-18 | 9 | 0 | 19 | 2.1 | 3 | 7 | .429 | 2 | 5 | .400 | 0 | 0 | .000 | 1 | 3 | 4 | 0.4 | 4 | 0 | 3 | 1 | 0 | 1 | 0 | 1 | 8 | 0.9 |
| 2018-19 | 25 | 7 | 307 | 12.3 | 19 | 56 | .339 | 4 | 23 | .174 | 8 | 12 | .667 | 10 | 43 | 53 | 2.1 | 25 | 0 | 29 | 13 | 5 | 14 | 50 | 2.0 | | |
| 2019-20 | 21 | 13 | 564 | 26.9 | 65 | 129 | .504 | 35 | 77 | .455 | 18 | 26 | .692 | 9 | 89 | 98 | 4.7 | 42 | 1 | 23 | 20 | 2 | 22 | 183 | 8.7 | | |
| TOTAL | 55 | 20 | 890 | 16.2 | 87 | 192 | .453 | 41 | 105 | .390 | 26 | 38 | .684 | 20 | 135 | 155 | 2.8 | 71 | 1 | 55 | 34 | 7 | 37 | 241 | 4.4 | | |

2019-20 GAME BY GAME

| Opponent | Date | GS | Min | TOTAL | | | 3-PTS | | | FT | | | REBOUNDS | | | | PF | FO | A | TO | Blk | Stl | Pts | Avg |
|----------------------|----------|-----------|------------|-----------|------------|-------------|-----------|-----------|-------------|-----------|-----------|-------------|----------|-----------|-----------|------------|-----------|----------|-----------|-----------|----------|-----------|------------|------------|
| | | | | FG | FGA | Pct | 3FG | 3FGA | Pct | FT | FTA | Pct | Off | Def | Tot | Avg | | | | | | | | |
| UC Riverside | 11/05/19 | | 15 | 0 | 0 | .000 | 0 | 0 | .000 | 0 | 0 | .000 | 1 | 3 | 4 | 4.0 | 0 | 0 | 1 | 0 | 0 | 0 | 0 | 0.0 |
| Southern Utah | 11/09/19 | | 22 | 2 | 3 | .667 | 1 | 2 | .500 | 2 | 2 | 1.000 | 0 | 4 | 4 | 4.0 | 1 | 0 | 0 | 1 | 0 | 1 | 7 | 3.5 |
| South Dakota St. | 11/15/19 | | 16 | 2 | 6 | .333 | 1 | 4 | .250 | 0 | 0 | .000 | 0 | 4 | 4 | 4.0 | 2 | 0 | 1 | 0 | 0 | 1 | 5 | 4.0 |
| Southern | 11/22/19 | | 24 | 2 | 3 | .667 | 2 | 2 | 1.000 | 1 | 2 | .500 | 0 | 2 | 2 | 3.5 | 3 | 0 | 0 | 0 | 1 | 0 | 7 | 4.8 |
| vs. Washington St. | 11/25/19 | | 17 | 1 | 2 | .500 | 1 | 1 | 1.000 | 0 | 0 | .000 | 0 | 2 | 2 | 3.2 | 2 | 0 | 0 | 1 | 0 | 1 | 3 | 4.4 |
| vs. George Mason | 11/26/19 | | 20 | 1 | 3 | .333 | 0 | 1 | .000 | 0 | 1 | .000 | 0 | 4 | 4 | 3.3 | 1 | 0 | 0 | 1 | 0 | 0 | 2 | 4.0 |
| vs. South Florida | 11/27/19 | | 17 | 2 | 5 | .400 | 0 | 2 | .000 | 0 | 0 | .000 | 0 | 3 | 3 | 3.3 | 1 | 0 | 0 | 0 | 0 | 0 | 4 | 4.0 |
| at Georgia Tech | 12/04/19 | | 21 | 4 | 7 | .571 | 1 | 2 | .500 | 2 | 2 | 1.000 | 2 | 5 | 7 | 3.8 | 2 | 0 | 0 | 3 | 1 | 2 | 11 | 4.9 |
| at Creighton | 12/7/19 | * | 24 | 4 | 5 | .800 | 4 | 5 | .800 | 0 | 0 | .000 | 0 | 3 | 3 | 3.7 | 2 | 0 | 0 | 1 | 0 | 0 | 12 | 5.7 |
| at Indiana | 12/13/19 | * | 42 | 7 | 12 | .583 | 3 | 5 | .600 | 0 | 0 | .000 | 0 | 1 | 1 | 3.4 | 4 | 0 | 1 | 1 | 0 | 0 | 17 | 6.8 |
| Purdue | 12/15/19 | * | 29 | 3 | 8 | .375 | 2 | 6 | .333 | 5 | 6 | .833 | 0 | 5 | 5 | 3.5 | 2 | 0 | 0 | 2 | 0 | 0 | 13 | 7.4 |
| North Dakota | 12/21/19 | * | 22 | 1 | 5 | .200 | 0 | 3 | .000 | 0 | 0 | .000 | 0 | 1 | 1 | 3.3 | 0 | 0 | 2 | 1 | 0 | 2 | 2 | 6.9 |
| TAMU-Corpus Christi | 12/29/19 | * | 24 | 3 | 7 | .429 | 2 | 4 | .500 | 0 | 0 | .000 | 0 | 4 | 4 | 3.4 | 2 | 0 | 1 | 0 | 0 | 4 | 8 | 7.0 |
| Rutgers | 1/3/20 | * | 28 | 2 | 5 | .400 | 1 | 2 | .500 | 0 | 0 | .000 | 0 | 4 | 4 | 3.4 | 1 | 0 | 5 | 1 | 0 | 1 | 5 | 6.9 |
| Iowa | 1/7/20 | * | 36 | 6 | 9 | .667 | 3 | 6 | .500 | 2 | 4 | .500 | 1 | 8 | 9 | 3.8 | 3 | 0 | 1 | 2 | 0 | 2 | 17 | 7.5 |
| at Northwestern | 1/11/20 | * | 32 | 2 | 4 | .500 | 1 | 3 | .333 | 0 | 0 | .000 | 0 | 7 | 7 | 4.0 | 5 | 1 | 2 | 1 | 0 | 2 | 5 | 7.4 |
| at No. 21 Ohio State | 1/14/20 | * | 32 | 5 | 11 | .455 | 5 | 8 | .625 | 0 | 0 | .000 | 0 | 6 | 6 | 4.1 | 2 | 0 | 3 | 0 | 0 | 0 | 15 | 7.8 |
| Indiana | 1/18/20 | * | 37 | 5 | 9 | .556 | 1 | 5 | .200 | 2 | 2 | 1.000 | 1 | 8 | 9 | 4.4 | 4 | 0 | 3 | 2 | 0 | 3 | 13 | 8.1 |
| at Wisconsin | 1/21/20 | * | 32 | 4 | 8 | .500 | 1 | 5 | .200 | 3 | 5 | .600 | 2 | 1 | 3 | 4.3 | 3 | 0 | 0 | 1 | 0 | 1 | 12 | 8.3 |
| at No 24 Rutgers | 1/25/20 | * | 37 | 6 | 11 | .545 | 5 | 8 | .625 | 0 | 0 | .000 | 1 | 7 | 8 | 4.5 | 1 | 0 | 0 | 0 | 0 | 1 | 17 | 8.8 |
| Michigan | 1/28/20 | * | 37 | 3 | 6 | .500 | 1 | 3 | .333 | 1 | 2 | .500 | 1 | 7 | 8 | 4.7 | 1 | 0 | 3 | 2 | 0 | 1 | 8 | 8.7 |
| Totals | | 13 | 564 | 65 | 129 | .504 | 35 | 77 | .455 | 18 | 26 | .692 | 9 | 89 | 98 | 4.7 | 42 | 1 | 23 | 20 | 2 | 22 | 183 | 8.7 |

NOTING THORBJARNARSON


- Returnee who has been one of the best shooters in the Big Ten and possesses a high basketball IQ
- Finished with eight points and eight rebounds against Rutgers
- Matched his career highs in both points (17) and 3-pointers (five) while grabbing eight boards at Rutgers
- Reached double figures for the third straight game with 12 points and three rebounds at Wisconsin
- Played one of his best all-around games with 13 points, a team-high nine rebounds, three assists and three steals against Indiana
- Connected on a career-high five 3-pointers, as he finished with 15 points and six boards at No. 21 Ohio State
- Propelled the Huskers to a win over Iowa with season highs in points (17) and rebounds (nine), hitting consecutive 3-pointers after Iowa tied the score at 59
- Totaled 13 points, including a pair of 3-pointers, and five rebounds in a start against Purdue
- Put together a career night at Indiana with 17 points, including three 3-pointers, in 42 minutes, marking his third straight career high in scoring
- Posted his second straight career high with 12 points on 4-of-5 shooting from 3-point range at Creighton
- Totaled 11 points on 4-of-7 shooting and seven boards in 21 minutes at Georgia Tech
- Played in all three games in the Cayman Islands Classic, averaging 3.0 points and 3.0 rebounds per game
- Played a big role in NU's comeback over Southern, scoring seven second-half points, including back-to-back 3-pointers in a 7-0 spurt that trimmed an eight-point deficit to one.
- Gave a spark with five points and four rebounds in 16 minutes off the bench in the win over South Dakota State
- Came off the bench with seven points and four rebounds in 22 minutes against Southern Utah
- Played for the Iceland National Team during the Games of the Small States of Europe in the summer of 2019, averaging 10 points per game
- Was in the rotation during the second half of the 2018-19 season, playing in 25 contests, including seven starts
- Averaged 2.0 points, 2.1 rebounds and 1.2 assists per game, while posting a 2.2-to-1 assist-to-turnover ratio
- Closed his sophomore year with eight points, three assists and two steals in a start against TCU in the 2019 NIT
- Saw limited time as a freshman, appearing in nine games and totaling eight points, four rebounds and three assists
- Nebraska's first scholarship player from Iceland and one of the few players from the nation on Division I teams
- Played for KR Reykjavik in the Icelandic League for three years (2015-17), helping the team to three straight titles and a pair of Icelandic Cups in 2016 and 2017
- Averaged 10.2 points, 2.6 rebounds and 1.9 assists per game for a team that went 26-8 and won the league championship in the top pro league in the country in 2016-17

MISC. STATS

| Category | 2019-20 | Career |
|--------------------------|---------|--------|
| Double-Figure Scoring | 9 | 9 |
| Double-Figure Rebounding | 0 | 1 |
| Double-Figure Assists | 0 | 0 |
| Double-Doubles | 0 | 0 |
| Led NU in Scoring | 2 | 2 |
| Led NU in Rebounding | 5 | 6 |
| Led NU in Assists | 0 | 1 |
| 20+ Point Games | 0 | 0 |
| 30+ Point Games | 0 | 0 |

TOP PERFORMANCES OF 2019-20

| Category | No. | Opponent (Date) |
|----------|-----|-------------------------|
| Points | 17 | at Indiana (12/13/19) |
| | 17 | Iowa (1/3/20) |
| | 17 | at Rutgers (1/24/20) |
| | 15 | at Ohio State (1/14/20) |
| Rebounds | 9 | Iowa (1/3/20) |
| | 9 | Indiana (1/18/20) |
| | 8 | at Rutgers (1/24/20) |
| | 8 | Michigan (1/28/20) |
| Assists | 5 | Rutgers (1/3/20) |
| | 3 | at Ohio State (1/14/20) |
| | 3 | Indiana (1/18/20) |
| | 3 | Michigan (1/28/20) |



#21 JACE PIATKOWSKI | 6-4 | 175 | Fr. | G | Omaha, Neb.


CAREER STATS

| Year | GP | GS | Min | Avg | Total | | | | | Rebounds | | | | | PF | FO | Ast | TO | Blk | Stl | Pts | Avg |
|---------|----------------|----|-----|-----|-------|-----|-----|-----|------|----------|----|-----|-----|-----|----|----|-----|----|-----|-----|-----|-----|
| | | | | | FG | FGA | Pct | 3FG | 3FGA | Pct | FT | FTA | Pct | Off | | | | | | | | |
| 2019-20 | Has not played | | | | | | | | | | | | | | | | | | | | | |

2019-20 GAME BY GAME

NOTING PIATKOWSKI

- Walk-on who is expected to redshirt during the 2019-20 season
- Played at Elkhorn South, averaging 18.6 points and 3.3 rebounds per game as a senior, highlighted by a 36-point performance against Lincoln High, to earn honorable-mention all-state honors from the Omaha World-Herald
- Was AAU teammates with fellow Husker freshmen Akol Arop, Charlie Easley and Bret Porter
- His father (Eric) played at Nebraska from 1991-94 and spent 14 years in the NBA
- The elder Piatkowski ranks second in school history with 1,934 points and was a two-time All-Big Eight pick and 1994 Big Eight Tournament MVP



#44 BRET PORTER | 6-6 | 215 | Fr. | F | Omaha, Neb.

CAREER STATS

| Year | GP | GS | Min | Avg | Total | | | | | Rebounds | | | | | PF | FO | Ast | TO | Blk | Stl | Pts | Avg |
|---------|----------------|----|-----|-----|-------|-----|-----|-----|------|----------|----|-----|-----|-----|----|----|-----|----|-----|-----|-----|-----|
| | | | | | FG | FGA | Pct | 3FG | 3FGA | Pct | FT | FTA | Pct | Off | | | | | | | | |
| 2019-20 | Has not played | | | | | | | | | | | | | | | | | | | | | |

2019-20 GAME BY GAME

NOTING PORTER

- Walk-on who is expected to redshirt during the 2019-20 season
- Returned from a torn ACL in June of 2018 to play as a senior, averaging 6.2 points and 4.4 rebounds as Millard North High School reached the district final
- Enjoyed a strong junior season, averaging 13.5 points and 7.5 rebounds per game for the Mustangs
- Was AAU teammates with fellow Husker freshmen Akol Arop, Jace Piatkowski and Charlie Easley
- Is a fourth-generation athlete at Nebraska, as his father (Budge, 1975) grandfather (Mort, 1943, 1946-47) and great grandfather (Grove, 1913-15) all played football for the Cornhuskers



#4 SHAMIEL STEVENSON | 6-6 | 245 | Jr. | G/F | Toronto, Ontario, Canada

CAREER STATS

| Year | GP | GS | Total | | Total | | | | | | | | | Rebounds | | | | PF | FO | Ast | TO | Blk | Stl | Pts | Avg |
|----------|----|----|-------|------|-------|-----|------|-----|------|-------|----|-----|------|----------|-----|-----|-----|----|----|-----|----|-----|-----|-----|-----|
| | | | Min | Avg | FG | FGA | Pct | 3FG | 3FGA | Pct | FT | FTA | Pct | Off | Def | Tot | Avg | | | | | | | | |
| 2017-18* | 32 | 13 | 761 | 23.8 | 95 | 188 | .505 | 15 | 40 | .375 | 68 | 112 | .607 | 27 | 114 | 141 | 4.4 | 50 | 0 | 33 | 72 | 8 | 16 | 273 | 8.5 |
| 2018-19* | 4 | 0 | 32 | 8.0 | 7 | 12 | .583 | 1 | 1 | 1.000 | 0 | 1 | .000 | 0 | 7 | 7 | 1.8 | 3 | 0 | 3 | 1 | 1 | 3 | 15 | 3.8 |
| All* | 36 | 13 | 793 | 22.0 | 102 | 200 | .510 | 16 | 41 | .390 | 68 | 113 | .602 | 27 | 121 | 148 | 4.1 | 53 | 0 | 36 | 73 | 9 | 19 | 288 | 8.0 |

NOTING STEVENSON

- Will sit out this season following his NCAA appeal being denied on Nov. 26, 2019 and will have two seasons of eligibility remaining
- Played in 32 games, including 13 starts at Pittsburgh in 2017-18, averaging 8.5 points on 51 percent shooting and 4.4 rebounds per game to rank second on the Panthers in rebounds
- Reached double figures 13 times, including a career-high 19 points against Montana
- Played at Hillcrest (Ariz.) Prep, averaging 14.2 points and 6.3 rebounds and was selected to play in the 2017 BioSteel All-Canadian Game



#13 DERRICK WALKER | 6-8 | 235 | Jr. | F | Kansas City, Mo.

CAREER STATS

| Year | GP | GS | Total | | Total | | | | | | | | | Rebounds | | | | PF | FO | Ast | TO | Blk | Stl | Pts | Avg |
|----------|----|----|-------|-----|-------|-----|------|-----|------|------|----|-----|------|----------|-----|-----|-----|----|----|-----|----|-----|-----|-----|-----|
| | | | Min | Avg | FG | FGA | Pct | 3FG | 3FGA | Pct | FT | FTA | Pct | Off | Def | Tot | Avg | | | | | | | | |
| 2017-18* | 34 | 0 | 299 | 8.8 | 28 | 47 | .596 | 0 | 0 | .000 | 10 | 25 | .400 | 29 | 46 | 75 | 2.2 | 43 | 0 | 9 | 21 | 7 | 3 | 66 | 1.9 |
| 2018-19* | 30 | 0 | 160 | 5.3 | 10 | 19 | .526 | 0 | 0 | .000 | 5 | 19 | .263 | 8 | 24 | 32 | 1.1 | 28 | 0 | 7 | 6 | 3 | 6 | 25 | 0.8 |
| All* | 64 | 0 | 459 | 7.2 | 38 | 66 | .576 | 0 | 0 | .000 | 15 | 44 | .341 | 37 | 70 | 107 | 1.7 | 71 | 0 | 16 | 27 | 10 | 9 | 91 | 1.4 |

2019-20 GAME BY GAME

NOTING WALKER

- Walker is sitting out the 2019-20 season after transferring from Tennessee and will have two seasons of eligibility remaining
- Played in 30 games at Tennessee in 2018-19 as the Volunteers reached the NCAA Sweet 16
- Helped the Volunteers to an SEC title in 2017-18, playing in 34 games and averaging 1.9 points and 2.2 rebounds per outing
- A four-star prospect by ESPN who played at Sunrise (Kan.) Christian Academy, averaging 14 points and seven rebounds per game in 2016-17
- Played on MOKAN Elite AAU program with NBA first-round picks Trae Young and Michael Porter Jr.
- Spent freshman-junior years at Raytown High School, the alma mater of former Husker great Tyronn Lue



#45 DALANO BANTON | 6-8 | 195 | So. | G | Toronto, Ontario, Canada

CAREER STATS

| Year | GP | GS | Total | | Total | | | | | | | | | Rebounds | | | | PF | FO | Ast | TO | Blk | Stl | Pts | Avg |
|----------|----|----|-------|------|-------|-----|------|-----|------|------|----|-----|------|----------|-----|-----|-----|----|----|-----|----|-----|-----|-----|-----|
| | | | Min | Avg | FG | FGA | Pct | 3FG | 3FGA | Pct | FT | FTA | Pct | Off | Def | Tot | Avg | | | | | | | | |
| 2018-19* | 31 | 12 | 469 | 15.1 | 39 | 96 | .406 | 8 | 37 | .216 | 19 | 34 | .559 | 16 | 76 | 92 | 3.0 | 27 | 0 | 65 | 52 | 16 | 14 | 105 | 3.4 |
| All* | 31 | 12 | 469 | 15.1 | 39 | 96 | .406 | 8 | 37 | .216 | 19 | 34 | .559 | 16 | 76 | 92 | 3.0 | 27 | 0 | 65 | 52 | 16 | 14 | 105 | 3.4 |

NOTING BANTON

- Transfer from Western Kentucky who will sit out the 2019-20 season and have three years of eligibility remaining
- Reclassified to the class of 2018 to play at Western Kentucky, where he averaged 3.4 points, 3.0 rebounds and 2.1 assists per game
- Made 12 starts and his best performance was a 13-rebound, 10-assist, eight-point effort in a win over No. 15 Wisconsin
- Top 100 recruit (Rivals and 247Sports) who played at Redemption (N.Y.) Christian Academy and was named conference MVP in his final year at the school
- Played in the BioSteel All-Canadian Game, finishing with 19 points on 9-of-16 shooting, eight rebounds and three steals

UC RIVERSIDE 66, NEBRASKA 47



Official Basketball Box Score - Final
UC Riverside at Nebraska
 11/09/19 Pinnacle Bank Arena, Lincoln
 Nebraska vs. UC Riverside

Game Time: 8:06 PM
 Game Duration: 1:54
 Attendance: 15,745

Officials: Lamont Simpson, Chris Beaver, Steve Horacki

UC Riverside - 66

Record: 1-0

| NO. Name | Min | FG | 3P | FT | Rebounds | Fouls | TP | AS | TO | ST | Blocks | ++ | |
|------------------------|---------|--------------|--------------|------------|--------------|--------------|--------------|-----------|-----------|----------|----------|----------|-----------|
| | | M/A | M/A | M/A | OR DR | PF | | | | | BS | BA | |
| 25 Collan McRae | C 29:01 | 4-9 | 0-0 | 1-2 | 4 6 | 4 2 | 9 | 2 | 3 | 2 | 1 | 3 | 9 |
| 0 Dragun Elkaz | G 31:20 | 5-9 | 4-8 | 0-0 | 1 4 | 5 4 | 0 14 | 0 | 0 | 0 | 0 | 0 | 14 |
| 13 Khy Kabbells | G 16:34 | 1-6 | 0-1 | 0-0 | 0 2 | 2 0 | 2 2 | 1 | 1 | 0 | 0 | 2 | 2 |
| 22 Dominick Pickett | G 25:43 | 2-7 | 2-4 | 4-5 | 0 1 | 1 2 | 3 10 | 0 | 1 | 0 | 0 | 1 | 2 |
| 35 George Willborn III | G 29:18 | 6-11 | 1-2 | 0-0 | 4 14 | 18 4 | 0 13 | 2 | 6 | 3 | 0 | 0 | 7 |
| 3 DJ McDonald | 22:48 | 4-6 | 4-6 | 3-3 | 0 2 | 2 1 | 3 15 | 0 | 2 | 0 | 0 | 0 | 21 |
| 5 Zyon Pullin | 26:18 | 1-4 | 1-3 | 0-0 | 0 0 | 0 1 | 3 3 | 2 | 2 | 0 | 0 | 0 | 22 |
| 11 Zac Watson | 18:58 | 0-3 | 0-1 | 0-0 | 4 8 | 12 2 | 0 0 | 4 | 1 | 2 | 1 | 0 | 18 |
| Team | | | | | 2 1 | 3 0 | 0 2 | | | | | | |
| Totals | | 23-55 | 12-25 | 5-9 | 13 36 | 49 18 | 11 66 | 12 | 18 | 8 | 2 | 6 | 19 |

Technical Fouls: NONE

Nebraska - 47

Record: 6-1

| NO. Name | Min | FG | 3P | FT | Rebounds | Fouls | TP | AS | TO | ST | Blocks | ++ | |
|--------------------------|---------|--------------|-------------|-------------|-------------|--------------|--------------|-----------|-----------|----------|----------|------------|-----|
| | | M/A | M/A | M/A | OR DR | PF | | | | | BS | BA | |
| 24 Yvan Ouedraogo | F 20:45 | 4-6 | 0-0 | 1-4 | 0 3 | 3 1 | 3 9 | 1 | 1 | 2 | 1 | 0 | -6 |
| 3 Cam Mack | G 32:22 | 4-13 | 2-5 | 1-2 | 3 6 | 9 1 | 4 11 | 3 | 2 | 0 | 0 | 1 | -16 |
| 11 Dachon Burke | G 22:42 | 2-7 | 0-3 | 3-4 | 0 2 | 2 2 | 0 4 | 7 | 0 | 2 | 1 | 0 | -7 |
| 22 Haanif Cheatham | G 25:59 | 0-3 | 0-2 | 1-2 | 0 2 | 2 2 | 0 2 | 1 | 3 | 1 | 1 | 0 | -14 |
| 23 Jerry Green | G 32:20 | 2-9 | 1-5 | 0-2 | 1 1 | 2 5 | 2 5 | 2 | 3 | 2 | 3 | 0 | -9 |
| 1 Kevin Cross | 14:01 | 1-10 | 1-6 | 1-2 | 3 0 | 3 2 | 1 4 | 0 | 0 | 0 | 0 | 1 | -5 |
| 25 Matej Kavas | 24:39 | 3-5 | 2-3 | 2-3 | 0 1 | 1 1 | 2 10 | 1 | 1 | 0 | 0 | 0 | -22 |
| 34 Thorir Thorbjarnarson | 15:03 | 0-0 | 0-0 | 0-0 | 1 3 | 4 0 | 0 0 | 1 | 0 | 0 | 0 | 0 | -5 |
| 15 Samari Curtis | 09:31 | 0-1 | 0-1 | 0-0 | 0 0 | 0 0 | 0 0 | 1 | 0 | 0 | 1 | 0 | -9 |
| 0 Akol Arop | 01:19 | 0-1 | 0-0 | 0-0 | 1 0 | 1 0 | 0 0 | 0 | 0 | 0 | 0 | 0 | -1 |
| 30 Charlie Easley | 01:19 | 0-0 | 0-0 | 0-0 | 1 0 | 1 0 | 0 0 | 0 | 0 | 0 | 0 | 0 | -1 |
| Team | | | | | 0 1 | 1 0 | 0 0 | | | | | | |
| Totals | | 16-55 | 6-26 | 9-19 | 9 20 | 29 11 | 18 47 | 12 | 11 | 6 | 2 | -19 | |

Technical Fouls: NONE

| UCR | NEB |
|------------------|-----------------------------------------------------|
| Biggest lead | 20 (2 nd 1:19) 9 (1 st 13:12) |
| Best Scoring Run | 9 (2 nd 13:09) 9 (1 st 13:12) |
| Lead Changes | 4 |
| Times Tied | 5 |
| Time with Lead | 24:14 12:38 |

| Points from Turnovers | UCR | NEB |
|-----------------------|-----|-----|
| | 3 | 14 |
| Paint | 22 | 18 |
| Second Chance | 11 | 0 |
| Fast Breaks | 5 | 10 |
| Bench | 18 | 14 |

| Period by Period Scoring | 1st | 2nd | TOT |
|--------------------------|-----|-----|-----|
| UCR | 32 | 34 | 66 |
| NEB | 28 | 19 | 47 |

Game Notes: Actual Attendance 11,725+

SOUTHERN UTAH 79, NEBRASKA 78 (2OT)



Official Basketball Box Score - Final
Southern Utah at Nebraska
 11/09/19 Pinnacle Bank Arena, Lincoln, NE
 Nebraska vs. Southern Utah

Game Time: 1:01 PM
 Game Duration: 2:32
 Attendance: 15,829

Officials: Bill R, Donnie Epply, Brandon Cruz

Southern Utah - 79

Record: 2-0

| NO. Name | Min | FG | 3P | FT | Rebounds | Fouls | TP | AS | TO | ST | Blocks | ++ | |
|---------------------|---------|--------------|-------------|--------------|--------------|--------------|--------------|-----------|-----------|----------|----------|----------|----------|
| | | M/A | M/A | M/A | OR DR | PF | | | | | BS | BA | |
| 25 Dwayne Morgan | F 35:11 | 6-16 | 0-4 | 7-8 | 4 7 | 11 4 | 5 19 | 1 | 4 | 2 | 1 | 1 | -3 |
| 32 Andre Adams | F 25:10 | 4-7 | 0-0 | 1-1 | 3 8 | 11 4 | 1 8 | 0 | 1 | 0 | 0 | 0 | -5 |
| 3 John Knight III | G 21:12 | 1-7 | 0-1 | 0-0 | 1 1 | 2 1 | 1 2 | 1 | 3 | 0 | 3 | 1 | -16 |
| 4 Dre Marin | G 37:56 | 3-10 | 2-8 | 2-2 | 0 5 | 5 2 | 2 10 | 3 | 1 | 0 | 1 | 0 | 11 |
| 23 Cameron Oluyitan | G 37:54 | 5-11 | 1-4 | 0-0 | 1 6 | 7 3 | 2 11 | 0 | 1 | 1 | 0 | 0 | 2 |
| 1 Jakob By Long | 36:49 | 4-8 | 0-1 | 2-2 | 1 1 | 2 4 | 1 10 | 2 | 3 | 4 | 0 | 0 | 2 |
| 15 Harrison Butler | 22:27 | 3-7 | 0-0 | 0-2 | 0 5 | 5 4 | 2 6 | 2 | 0 | 0 | 0 | 2 | 9 |
| 12 Maizen Fausett | 23:11 | 5-10 | 1-5 | 2-6 | 2 6 | 8 0 | 4 13 | 1 | 3 | 0 | 1 | 0 | 6 |
| 14 Daouda Ndiaye | 10:10 | 0-0 | 0-0 | 0-0 | 1 1 | 2 1 | 0 0 | 0 | 0 | 0 | 0 | 1 | -1 |
| Team | | | | | 2 3 | 5 0 | 0 2 | | | | | | |
| Totals | | 31-76 | 4-23 | 13-21 | 15 43 | 58 23 | 17 79 | 10 | 18 | 7 | 7 | 5 | 1 |

| Shooting By Period | 1st | 2nd | OT | TOT |
|---------------------|-------|-------|----|-----|
| 1st FG% | 12-29 | 41.4% | | |
| 3PT% | 4-10 | 40.0% | | |
| FT% | 4-4 | 100% | | |
| 2nd FG% | 11-26 | 42.3% | | |
| 3PT% | 6-15 | 53.3% | | |
| FT% | 4-5 | 80% | | |
| GMFG% | 23-55 | 41.8% | | |
| 3PT% | 12-25 | 48.0% | | |
| FT% | 6-9 | 88.9% | | |
| Dead Ball Rebounds: | 0 | 0 | | |

Nebraska - 78

Record: 6-2

| NO. Name | Min | FG | 3P | FT | Rebounds | Fouls | TP | AS | TO | ST | Blocks | ++ | |
|--------------------------|---------|--------------|-------------|--------------|--------------|--------------|--------------|-----------|-----------|----------|----------|----------|-----------|
| | | M/A | M/A | M/A | OR DR | PF | | | | | BS | BA | |
| 24 Yvan Ouedraogo | F 13:59 | 1-6 | 0-0 | 0-0 | 2 3 | 5 1 | 0 2 | 0 | 2 | 0 | 0 | 0 | 3 |
| 3 Cam Mack | G 41:41 | 5-14 | 0-6 | 3-6 | 1 6 | 7 2 | 5 13 | 11 | 3 | 2 | 1 | 0 | -4 |
| 11 Dachon Burke | G 33:58 | 4-10 | 1-4 | 4-4 | 0 4 | 4 3 | 3 13 | 2 | 1 | 1 | 1 | 0 | -3 |
| 22 Haanif Cheatham | G 35:34 | 1-3 | 0-0 | 2-5 | 0 5 | 5 3 | 5 4 | 1 | 1 | 2 | 1 | 1 | 3 |
| 23 Jerry Green | G 45:34 | 6-18 | 2-8 | 4-6 | 2 6 | 8 2 | 4 18 | 1 | 2 | 3 | 1 | 2 | -6 |
| 1 Kevin Cross | 35:50 | 8-15 | 1-3 | 2-2 | 3 2 | 5 1 | 2 19 | 0 | 2 | 0 | 1 | 1 | -9 |
| 25 Matej Kavas | 18:47 | 0-3 | 0-2 | 2-4 | 0 2 | 2 2 | 2 0 | 0 | 0 | 0 | 0 | 0 | -2 |
| 15 Samari Curtis | 03:06 | 0-1 | 0-0 | 0-0 | 0 0 | 0 0 | 0 0 | 0 | 0 | 0 | 0 | 0 | 0 |
| 34 Thorir Thorbjarnarson | 21:31 | 2-3 | 1-2 | 2-2 | 0 4 | 4 1 | 2 7 | 0 | 1 | 1 | 1 | 0 | -7 |
| Team | | | | | 2 2 | 4 0 | 0 0 | | | | | | |
| Totals | | 27-73 | 5-26 | 19-29 | 10 34 | 44 17 | 23 78 | 15 | 13 | 9 | 5 | 7 | -1 |

Technical Fouls: Marin 2nd OT 2:39

| SU | NEB |
|------------------|----------------------------------------------------|
| Biggest lead | 3 (2 nd 0:05) 14 (1 st 4:10) |
| Best Scoring Run | 7 (2 nd 14:12) 9 (1 st 4:10) |
| Lead Changes | 9 |
| Times Tied | 7 |
| Time with Lead | 05:22 37:14 |

| Points from Turnovers | SU | NEB |
|-----------------------|----|-----|
| | 13 | 12 |
| Paint | 48 | 42 |
| Second Chance | 9 | 3 |
| Fast Breaks | 14 | 17 |
| Bench | 29 | 28 |

| Period by Period Scoring | 1st | 2nd | OT1 | OT2 | TOT |
|--------------------------|-----|-----|-----|-----|-----|
| SU | 26 | 43 | 3 | 7 | 79 |
| NEB | 37 | 32 | 3 | 6 | 78 |

Game Notes: Actual Attendance 11,473+

NEBRASKA 90, SOUTH DAKOTA STATE 73



Official Basketball Box Score - Final
South Dakota St. at Nebraska
 11/15/19 Pinnacle Bank Arena, Lincoln
 Nebraska vs. South Dakota State

Game Time: 8:05 PM
 Game Duration: 1:55
 Attendance: 15,946

Officials: Steve McLunkins, Lewis Garrison, Edwin Young

South Dakota St. - 73

Record: 3-2

| NO. Name | Min | FG | 3P | FT | Rebounds | Fouls | TP | AS | TO | ST | Blocks | ++ | |
|----------------------|---------|--------------|-------------|--------------|--------------|--------------|--------------|----------|-----------|----------|----------|----------|------------|
| | | M/A | M/A | M/A | OR DR | PF | | | | | BS | BA | |
| 32 Matt Dentlinger | F 21:17 | 4-6 | 0-0 | 0-0 | 1 1 | 2 1 | 4 8 | 0 | 2 | 0 | 0 | 0 | -16 |
| 35 Douglas Wilson | F 32:31 | 6-12 | 0-0 | 3-6 | 8 6 | 14 1 | 5 15 | 1 | 2 | 0 | 2 | 1 | -21 |
| 0 Brandon Key | G 30:27 | 3-10 | 0-1 | 6-8 | 1 1 | 2 3 | 5 12 | 3 | 1 | 1 | 1 | 0 | -15 |
| 11 Noah Freidel | G 16:01 | 3-7 | 0-2 | 0-0 | 1 1 | 2 3 | 0 6 | 0 | 1 | 0 | 1 | 1 | -19 |
| 34 Alex Arians | G 22:27 | 3-7 | 2-5 | 0-0 | 0 4 | 4 1 | 1 6 | 0 | 3 | 1 | 0 | 0 | -11 |
| 31 Baylor Scheierman | G 23:31 | 3-10 | 0-4 | 0-0 | 0 8 | 4 4 | 0 6 | 2 | 0 | 0 | 0 | 0 | -2 |
| 23 Owen King | 09:12 | 0-1 | 0-0 | 0-0 | 1 1 | 2 1 | 0 0 | 0 | 0 | 0 | 0 | 0 | -2 |
| 50 David Wingett | 22:08 | 2-8 | 1-5 | 0-1 | 0 4 | 4 3 | 1 5 | 1 | 2 | 1 | 0 | 0 | -6 |
| 2 Tray Buchanan | 17:08 | 5-8 | 0-2 | 3-3 | 0 2 | 2 1 | 2 13 | 0 | 1 | 1 | 1 | 0 | -3 |
| 1 Matt Mims | 04:00 | 0-1 | 0-0 | 0-0 | 0 0 | 0 0 | 0 0 | 0 | 0 | 0 | 1 | 0 | 7 |
| 22 Aaron Flegan | 01:18 | 0-0 | 0-0 | 0-0 | 0 0 | 0 0 | 0 0 | 0 | 0 | 0 | 0 | 0 | 3 |
| Team | | | | | 3 2 | 5 0 | 0 1 | | | | | | |
| Totals | | 29-70 | 3-21 | 12-18 | 14 30 | 44 20 | 19 73 | 7 | 13 | 5 | 4 | 3 | -17 |

Technical Fouls: NONE

Nebraska - 90

Record: 1-2

| NO. Name | Min | FG | 3P | FT | Rebounds | Fouls | TP | AS | TO | ST | Blocks | ++ |
|----------|-----|-----|-------|----|----------|-------|----|----|----|----|--------|----|
| | | M/A | M/A</ | | | | | | | | | |

NEBRASKA 82, WASHINGTON STATE 71



Official Basketball Box Score - Final
Washington St. at Nebraska
 11/29/19
 2019-20 Men's Basketball

Game Time: 6:30 PM
 Game Duration: 2:01
 Attendance: 690

Officials: John Higgins, John Gaffney, Jeff Anderson

| Washington St. - 71 | | Record: 2-3 | | | | | | | | | | | | | | |
|---------------------------|-------|-------------|--------|--------|--------------------|-------------|----|----|----|----|--------------|---|---|---|-----|-----|
| NO. Name | Min | FG M-A | 3P M-A | FT M-A | Rebounds OR DR TOT | Fouls PF FD | TP | AS | TO | ST | Blocks BS BA | + | - | | | |
| 4 Aljaz Kunc | 28:16 | 1-5 | 0-3 | 0-0 | 2 | 4 | 6 | 3 | 2 | 2 | 1 | 0 | 1 | 0 | -15 | |
| 13 Jeff Pollard | 15:46 | 2-2 | 0-0 | 0-0 | 1 | 0 | 1 | 2 | 0 | 4 | 0 | 0 | 0 | 1 | 0 | -1 |
| 1 Jervae Robinson | 31:10 | 3-13 | 1-6 | 0-1 | 0 | 4 | 4 | 1 | 1 | 7 | 1 | 2 | 0 | 0 | 0 | -8 |
| 2 C.J. Elleby | 28:33 | 9-21 | 2-7 | 7-7 | 2 | 4 | 6 | 3 | 6 | 27 | 1 | 3 | 2 | 1 | 0 | -13 |
| 10 Isaac Bonton | 30:20 | 6-19 | 3-9 | 2-3 | 0 | 0 | 7 | 2 | 3 | 17 | 0 | 4 | 2 | 0 | 1 | -7 |
| 20 Deion James | 03:21 | 1-1 | 0-0 | 0 | 0 | 0 | 0 | 0 | 0 | 2 | 0 | 0 | 0 | 0 | 0 | -4 |
| 23 Jaylen Shead | 26:43 | 1-5 | 0-2 | 1-1 | 4 | 4 | 5 | 2 | 1 | 3 | 4 | 2 | 1 | 0 | 0 | -9 |
| 11 DJ Rodman | 10:11 | 0-0 | 0-0 | 0-0 | 0 | 1 | 1 | 0 | 0 | 0 | 0 | 0 | 0 | 0 | 0 | 7 |
| 15 Volodymyr Markovetskyi | 08:11 | 3-5 | 0-0 | 0-2 | 6 | 1 | 7 | 2 | 1 | 6 | 0 | 1 | 1 | 0 | 1 | -6 |
| 32 Tony Miller | 04:41 | 0-0 | 0-0 | 1-2 | 0 | 2 | 2 | 4 | 1 | 1 | 0 | 0 | 0 | 0 | 0 | -1 |
| 24 Noah Williams | 05:06 | 0-1 | 0-0 | 0-0 | 0 | 2 | 2 | 0 | 4 | 0 | 0 | 0 | 0 | 0 | 0 | 1 |
| 5 Marvin Cannon | 07:42 | 1-1 | 0-0 | 0-0 | 0 | 0 | 0 | 0 | 0 | 2 | 0 | 0 | 0 | 0 | 0 | 1 |
| Team | | | | | 0 | 2 | 2 | | | 0 | 0 | | | | | |
| Totals | 27:73 | 6-27 | 11-16 | 15 | 29 | 44 | 23 | 15 | 71 | 9 | 13 | 6 | 3 | 2 | -11 | |

Technical Fouls: NONE

| Nebraska - 82 | | Record: 3-2 | | | | | | | | | | | | | | |
|--------------------------|-------|-------------|--------|--------|--------------------|-------------|----|----|----|----|--------------|---|---|---|----|----|
| NO. Name | Min | FG M-A | 3P M-A | FT M-A | Rebounds OR DR TOT | Fouls PF FD | TP | AS | TO | ST | Blocks BS BA | + | - | | | |
| 24 Yvan Ouedraogo | 13:24 | 2-4 | 0-0 | 0-2 | 1 | 0 | 1 | 1 | 1 | 4 | 0 | 2 | 0 | 0 | 0 | -2 |
| 3 Cam Mack | 36:48 | 2-8 | 0-2 | 6-11 | 1 | 7 | 8 | 5 | 7 | 10 | 6 | 5 | 3 | 0 | 2 | 19 |
| 11 Dachon Burke | 6:10 | 2-3 | 1-2 | 1-6 | 7 | 3 | 5 | 19 | 3 | 0 | 0 | 0 | 0 | 0 | 0 | 18 |
| 22 Haanif Cheatham | 33:58 | 8-10 | 2-3 | 1-2 | 1 | 6 | 7 | 3 | 5 | 19 | 3 | 0 | 0 | 0 | 0 | 18 |
| 23 Jervay Green | 27:58 | 5-9 | 3-5 | 3-4 | 2 | 6 | 8 | 3 | 2 | 16 | 2 | 1 | 0 | 0 | 1 | 11 |
| 1 Kevin Cross | 26:36 | 6-8 | 2-4 | 0-2 | 0 | 8 | 8 | 0 | 4 | 14 | 1 | 3 | 0 | 0 | 2 | 13 |
| 25 Matej Kavas | 14:13 | 1-3 | 0-1 | 0-0 | 0 | 0 | 0 | 2 | 0 | 2 | 0 | 0 | 0 | 0 | 0 | -5 |
| 34 Thorir Thorbjarnarson | 16:32 | 1-2 | 1-1 | 0-0 | 0 | 2 | 2 | 0 | 3 | 0 | 1 | 1 | 0 | 0 | 0 | -1 |
| 15 Samari Curtis | 02:03 | 0-0 | 0-0 | 0-0 | 0 | 0 | 0 | 0 | 0 | 0 | 0 | 0 | 0 | 0 | 0 | -5 |
| Team | | | | | 1 | 1 | 2 | | | 0 | 0 | | | | | |
| Totals | 30:57 | 9-18 | 13-25 | 7 | 34 | 41 | 16 | 23 | 82 | 11 | 15 | 5 | 2 | 3 | 11 | |

Technical Fouls: NONE

Shooting By Period

| | | |
|---------|-------|-------|
| 1st FG% | 14-32 | 43.8% |
| 3PT% | 4-15 | 26.7% |
| FT% | 5-9 | 55.6% |
| 2nd FG% | 13-41 | 31.7% |
| FT% | 6-7 | 85.7% |
| GMFG% | 27-73 | 37.0% |
| 3PT% | 6-27 | 22.2% |
| FT% | 11-16 | 68.8% |

Dead Ball Rebounds: 2, 0

| WSU | UNL |
|------------------|---------------|
| Biggest lead | 6 (1st 6:44) |
| Best Scoring Run | 10 (1st 6:44) |
| Lead Changes | 3 |
| Times Tied | 2 |
| Time with Lead | 12:10 |

| Points from Turnovers | WSU | UNL |
|-----------------------|-----|-----|
| | 17 | 19 |

| Period by Period Scoring | 1st | 2nd | TOT |
|--------------------------|-----|-----|-----|
| WSU | 37 | 34 | 71 |
| UNL | 34 | 48 | 82 |

GEORGE MASON 85, NEBRASKA 66



Official Basketball Box Score - Final
George Mason at Nebraska
 11/29/19 John Gray Gymnasium, George Town, Grand Cayman
 2019-20 Men's Basketball

Game Time: 6:30 PM
 Game Duration: 1:50
 Attendance: 1,066

Officials: Jeff Anderson, Ron Croover, Matt Porter

| George Mason - 85 | | Record: 7-1 | | | | | | | | | | | | | | |
|--------------------------|-------|-------------|--------|--------|--------------------|-------------|----|----|----|----|--------------|---|---|---|----|----|
| NO. Name | Min | FG M-A | 3P M-A | FT M-A | Rebounds OR DR TOT | Fouls PF FD | TP | AS | TO | ST | Blocks BS BA | + | - | | | |
| 12 AJ Wilson | 33:34 | 4-9 | 0-0 | 0-2 | 7 | 7 | 14 | 2 | 1 | 8 | 2 | 3 | 1 | 5 | 1 | 27 |
| 13 Josh Oduru | 19:22 | 1-2 | 0-0 | 0-0 | 1 | 4 | 5 | 1 | 2 | 2 | 0 | 1 | 0 | 0 | 0 | -4 |
| 10 Jamal Hartwell II | 36:24 | 8-15 | 5-10 | 2-2 | 1 | 2 | 3 | 2 | 1 | 23 | 6 | 2 | 0 | 0 | 0 | 21 |
| 11 Jordan Miller | 26:32 | 7-11 | 2-4 | 4-4 | 1 | 7 | 8 | 2 | 3 | 20 | 1 | 4 | 2 | 1 | 1 | 24 |
| 23 Javon Greene | 33:36 | 7-17 | 2-6 | 1-2 | 1 | 5 | 6 | 4 | 2 | 17 | 3 | 4 | 0 | 1 | 1 | 29 |
| 0 Goanar Mar | 29:07 | 2-5 | 1-2 | 3-4 | 2 | 4 | 6 | 1 | 3 | 8 | 2 | 2 | 0 | 0 | 0 | 8 |
| 2 Xavier Johnson | 09:12 | 0-1 | 0-1 | 0-0 | 0 | 1 | 1 | 0 | 1 | 0 | 0 | 0 | 0 | 0 | 0 | -9 |
| 1 Justin Keir | 09:22 | 3-4 | 1-1 | 0-0 | 0 | 3 | 4 | 3 | 2 | 7 | 0 | 0 | 0 | 0 | 0 | 5 |
| 20 Jason Douglas-Stanley | 00:57 | 0-1 | 0-1 | 0-0 | 0 | 0 | 0 | 0 | 0 | 0 | 0 | 0 | 0 | 0 | 0 | -2 |
| 22 Jack Tempchin | 00:57 | 0-0 | 0-0 | 0-0 | 0 | 0 | 0 | 0 | 0 | 0 | 0 | 1 | 0 | 0 | 0 | -2 |
| 22 Mehki McCray | 00:57 | 0-0 | 0-0 | 0-0 | 0 | 0 | 0 | 0 | 0 | 0 | 0 | 0 | 0 | 0 | 0 | -2 |
| Team | | | | | 2 | 1 | 3 | | | 0 | 0 | | | | | |
| Totals | 32:65 | 11-25 | 10-14 | 15 | 34 | 49 | 12 | 13 | 85 | 14 | 19 | 7 | 6 | 4 | 19 | |

Technical Fouls: NONE

| Nebraska - 66 | | Record: 3-3 | | | | | | | | | | | | | | |
|--------------------------|-------|-------------|--------|--------|--------------------|-------------|----|----|----|----|--------------|---|---|---|-----|-----|
| NO. Name | Min | FG M-A | 3P M-A | FT M-A | Rebounds OR DR TOT | Fouls PF FD | TP | AS | TO | ST | Blocks BS BA | + | - | | | |
| 24 Yvan Ouedraogo | 20:34 | 1-2 | 0-0 | 0-0 | 3 | 2 | 5 | 1 | 0 | 2 | 0 | 1 | 2 | 2 | 1 | -21 |
| 3 Cam Mack | 30:07 | 4-9 | 1-3 | 0-0 | 1 | 1 | 2 | 4 | 0 | 9 | 3 | 4 | 0 | 0 | 1 | -21 |
| 11 Dachon Burke | 30:45 | 5-12 | 2-5 | 2-4 | 0 | 2 | 2 | 2 | 1 | 24 | 1 | 4 | 5 | 1 | 2 | -14 |
| 22 Haanif Cheatham | 31:59 | 5-8 | 2-4 | 1-2 | 0 | 1 | 1 | 0 | 1 | 5 | 0 | 0 | 1 | 0 | 0 | -12 |
| 23 Jervay Green | 24:29 | 1-7 | 0-5 | 0-0 | 0 | 3 | 4 | 3 | 2 | 7 | 0 | 1 | 0 | 0 | 0 | -26 |
| 1 Kevin Cross | 19:21 | 4-8 | 3-5 | 0-0 | 1 | 4 | 5 | 1 | 0 | 11 | 1 | 2 | 0 | 0 | 1 | 1 |
| 25 Matej Kavas | 16:03 | 2-7 | 1-4 | 5-6 | 0 | 2 | 2 | 2 | 2 | 10 | 2 | 0 | 0 | 0 | 0 | -2 |
| 34 Thorir Thorbjarnarson | 19:34 | 1-3 | 0-1 | 0-1 | 0 | 4 | 4 | 1 | 1 | 2 | 0 | 1 | 0 | 0 | 0 | -4 |
| 15 Samari Curtis | 07:01 | 1-4 | 1-3 | 0-0 | 0 | 0 | 0 | 0 | 0 | 0 | 0 | 0 | 0 | 0 | 0 | 0 |
| 30 Charlie Easley | 00:57 | 0-0 | 0-0 | 0-0 | 0 | 0 | 0 | 0 | 0 | 0 | 0 | 0 | 0 | 0 | 0 | 2 |
| Team | | | | | 1 | 0 | 1 | | | 0 | 1 | | | | | |
| Totals | 24:61 | 10-30 | 8-13 | 7 | 19 | 26 | 13 | 12 | 66 | 12 | 15 | 9 | 4 | 6 | -19 | |

Technical Fouls: NONE

| GMU | UNL |
|------------------|---------------|
| Biggest lead | 21 (2nd 1:23) |
| Best Scoring Run | 10 (1st 8:17) |
| Lead Changes | 4 |
| Times Tied | 2 |
| Time with Lead | 36:01 |

| Points from Turnovers | GMU | UNL |
|-----------------------|-----|-----|
| | 11 | 15 |

| Period by Period Scoring | 1st | 2nd | TOT |
|--------------------------|-----|-----|-----|
| GMU | 37 | 48 | 85 |
| UNL | 28 | 38 | 66 |

NEBRASKA 74, SOUTH FLORIDA 67



Official Basketball Box Score - Final
South Fla. at Nebraska
 11/27/19 John Gray Gymnasium, George Town, Grand Cayman
 2019-20 Men's Basketball

Game Time: 4:00 PM
 Game Duration: 1:52
 Attendance: 312

Officials: Ron Croover, Pat Adams, Tony Chazza

| South Fla. - 67 | | Record: 3-4 | | | | | | | | | | | | | | |
|--------------------|-------|-------------|--------|--------|--------------------|-------------|----|----|----|----|--------------|---|---|---|----|-----|
| NO. Name | Min | FG M-A | 3P M-A | FT M-A | Rebounds OR DR TOT | Fouls PF FD | TP | AS | TO | ST | Blocks BS BA | + | - | | | |
| 4 Michael Durr | 28:29 | 4-11 | 0-0 | 0-0 | 5 | 6 | 11 | 1 | 0 | 8 | 0 | 1 | 0 | 0 | 0 | -10 |
| 0 David Collins | 26:18 | 6-15 | 2-7 | 2-2 | 0 | 3 | 3 | 3 | 4 | 16 | 0 | 1 | 1 | 0 | 0 | -8 |
| 2 Ezacuras Dawson | 19:36 | 2-5 | 1-3 | 0-0 | 0 | 0 | 0 | 3 | 0 | 5 | 2 | 1 | 0 | 0 | 0 | 4 |
| 3 Laquincy Rideau | 38:41 | 7-18 | 1-5 | 0-0 | 1 | 2 | 3 | 4 | 3 | 15 | 5 | 2 | 1 | 0 | 1 | -12 |
| 13 Justin Brown | 31:51 | 1-8 | 1-5 | 1-2 | 6 | 2 | 8 | 2 | 2 | 4 | 2 | 1 | 1 | 1 | 0 | -9 |
| 1 Xavier Castaneda | 28:35 | 2-6 | 1-3 | 2-2 | 0 | 5 | 5 | 1 | 1 | 7 | 3 | 0 | 0 | 0 | 0 | -2 |
| 34 Antun Maricovic | 11:31 | 2-2 | 0-0 | 0-0 | 1 | 2 | 3 | 1 | 0 | 4 | 0 | 0 | 0 | 2 | 0 | 3 |
| 5 Rashun Williams | 11:45 | 3-4 | 2-3 | 0-0 | 2 | 2 | 4 | 0 | 0 | 8 | 2 | 0 | 0 | 0 | 0 | 3 |
| 24 Jamir Chaplin | 03:14 | 0-1 | 0-1 | 0-0 | 1 | 0 | 1 | 0 | 0 | 0 | 0 | 0 | 0 | 0 | 0 | -4 |
| Team | | | | | 1 | 0 | 1 | | | 0 | 1 | | | | | |
| Totals | 27:70 | 8-27 | 5-6 | 17 | 22 | 39 | 15 | 10 | 67 | 12 | 9 | 4 | 3 | 1 | -7 | |

Technical Fouls: NONE

| Nebraska - 74 | | Record: 4-3 | | | | | | | | | | | | | | |
|-------------------|-------|-------------|--------|--------|--------------------|-------------|----|----|----|----|--------------|---|---|---|---|----|
| NO. Name | Min | FG M-A | 3P M-A | FT M-A | Rebounds OR DR TOT | Fouls PF FD | TP | AS | TO | ST | Blocks BS BA | + | - | | | |
| 24 Yvan Ouedraogo | 24:03 | 2-3 | 0-0 | 2-2 | 1 | 4 | 5 | 2 | 2 | 6 | 0 | 1 | 0 | 0 | 0 | 19 |
| 11 Dachon Burke | 30:53 | 8-11 | 3-5 | 2-4 | 1 | 3 | 4 | 2 | 2 | 21 | 1 | 1 | 0 | 1 | 0 | 10 |
| 2 | | | | | | | | | | | | | | | | |

CREIGHTON 95, NEBRASKA 76

Official Basketball Box Score -- Game Totals -- Final Statistics
 Nebraska vs Creighton
 12-07-19 1:30 pm at Omaha, Neb. (CHI Health Center Omaha)

Nebraska 76 • 4-5

| # | Player | Min | Total | | 3-Ptr | | FT-FTA | | Rebounds | | | PF | TP | A | TO | Blk | Stl | Min |
|--------|---------------------|-------|-------|-------|-------|-----|--------|-----|----------|-----|----|----|----|-----|----|-----|-----|-----|
| | | | FG | FGA | FG | FGA | FT | FTA | Off | Def | TO | | | | | | | |
| 24 | Yvan Ouedraogo | 1-5 | 0-0 | 0-2 | 1 | 2 | 3 | 1 | 2 | 0 | 1 | 0 | 0 | 12 | | | | |
| 11 | Dachon Burke | 4-12 | 0-2 | 1-3 | 1 | 6 | 7 | 2 | 9 | 2 | 2 | 0 | 2 | 29 | | | | |
| 22 | Haanif Cheatham | 5-12 | 0-2 | 4-5 | 1 | 4 | 5 | 1 | 14 | 1 | 1 | 0 | 0 | 32 | | | | |
| 22 | Jervay Green | 3-8 | 1-6 | 3-5 | 2 | 4 | 6 | 1 | 10 | 1 | 2 | 1 | 1 | 32 | | | | |
| 34 | Thor Thorbjarnarson | 4-5 | 4-5 | 0-0 | 0 | 3 | 3 | 2 | 12 | 0 | 1 | 0 | 0 | 24 | | | | |
| 00 | Akol Arop | 0-1 | 0-0 | 2-2 | 0 | 4 | 4 | 0 | 2 | 0 | 1 | 1 | 0 | 3 | | | | |
| 01 | Kevin Cross | 0-3 | 0-2 | 0-2 | 0 | 1 | 1 | 0 | 0 | 0 | 1 | 0 | 0 | 10 | | | | |
| 03 | Cam Mack | 4-9 | 1-3 | 3-5 | 0 | 2 | 2 | 3 | 12 | 3 | 2 | 1 | 1 | 30 | | | | |
| 25 | Matej Kavaz | 4-8 | 3-7 | 0-0 | 0 | 0 | 0 | 2 | 11 | 1 | 1 | 0 | 0 | 24 | | | | |
| 30 | Charlie Easley | 2-2 | 0-0 | 0-0 | 0 | 0 | 0 | 4 | 1 | 0 | 0 | 0 | 0 | 11 | | | | |
| Team | | | | | 3 | 0 | 3 | | | | | | | | | | | |
| Totals | | 27-65 | 9-27 | 13-24 | 8 | 26 | 34 | 13 | 76 | 9 | 12 | 3 | 4 | 200 | | | | |

FG % 1st Half: 8-34 23.5% 2nd half: 19-31 61.3% Game: 27-65 41.5% Deadball Rebounds: 5
 3FG % 1st Half: 3-14 21.4% 2nd half: 6-13 46.2% Game: 9-27 33.3%
 FT % 1st Half: 3-7 42.9% 2nd half: 10-17 58.8% Game: 13-24 54.2%

Creighton 95 • 7-2

| # | Player | Min | Total | | 3-Ptr | | FT-FTA | | Rebounds | | | PF | TP | A | TO | Blk | Stl | Min |
|--------|--------------------|-------|-------|-------|-------|-----|--------|-----|----------|-----|----|----|----|-----|----|-----|-----|-----|
| | | | FG | FGA | FG | FGA | FT | FTA | Off | Def | TO | | | | | | | |
| 13 | BISHOP, Christian | 5-8 | 0-0 | 0-0 | 2 | 7 | 9 | 5 | 10 | 0 | 1 | 1 | 1 | 16 | | | | |
| 23 | JEFFERSON, Damien | 3-7 | 2-3 | 0-3 | 0 | 8 | 8 | 3 | 8 | 3 | 2 | 0 | 1 | 31 | | | | |
| 05 | ALEXANDER, Ty-Shon | 6-13 | 4-9 | 6-6 | 1 | 5 | 6 | 3 | 22 | 2 | 2 | 0 | 1 | 34 | | | | |
| 11 | ZEGAROWSKI, Marcus | 13-19 | 4-7 | 0-0 | 0 | 9 | 9 | 1 | 30 | 6 | 4 | 0 | 0 | 35 | | | | |
| 04 | BALLOCK, Mitch | 4-9 | 3-7 | 2-2 | 0 | 3 | 3 | 1 | 3 | 3 | 1 | 3 | 1 | 36 | | | | |
| 04 | MITCHELL, Shereef | 2-3 | 0-0 | 1-1 | 1 | 1 | 2 | 3 | 5 | 3 | 3 | 0 | 2 | 23 | | | | |
| 10 | CANFIELD, Jett | 0-1 | 0-1 | 0-0 | 0 | 0 | 0 | 2 | 0 | 1 | 1 | 0 | 0 | 6 | | | | |
| 20 | SCURRY, Jordan | 0-1 | 0-1 | 0-0 | 1 | 0 | 1 | 0 | 0 | 0 | 0 | 0 | 0 | 4 | | | | |
| 12 | ZEL, Nic | 1-2 | 0-1 | 0-0 | 0 | 0 | 0 | 1 | 2 | 0 | 0 | 0 | 0 | 5 | | | | |
| 21 | WINDHAM, Jalen | 1-3 | 0-1 | 3-3 | 0 | 2 | 2 | 1 | 5 | 0 | 1 | 0 | 0 | 10 | | | | |
| Team | | | | | 2 | 1 | 3 | | | | | | | | | | | |
| Totals | | 35-66 | 13-30 | 12-15 | 7 | 36 | 43 | 22 | 95 | 18 | 15 | 4 | 6 | 200 | | | | |

FG % 1st Half: 17-33 51.5% 2nd half: 18-33 54.5% Game: 35-66 53.0% Deadball Rebounds: 1
 3FG % 1st Half: 8-16 50.0% 2nd half: 5-14 35.7% Game: 13-30 43.3%
 FT % 1st Half: 6-8 75.0% 2nd half: 6-7 85.7% Game: 12-15 80.0%

Officials: James Breeding, Jeffrey Anderson, Earl Walton
 Technical Fouls: Nebraska-None. Creighton-None.
 Attendance: 18068
 Fouled out: Home #13 with 5:08 left in 2nd half.

| Score by periods | 1st | 2nd | Total |
|------------------|-----|-----|-------|
| Nebraska | 22 | 54 | 76 |
| Creighton | 48 | 47 | 95 |

Last FG - NEB 2nd-00:22, CU 2nd-01:45.
 Largest lead - NEB None, CU by 32 2nd-18:36.
 NEB led for 00:00. CU led for 39:24. Game was tied for 00:36.

Score tied - 0 times.
 Lead changed - 0 times.

INDIANA 96, NEBRASKA 90 (OT)

Official Basketball Box Score - Final
 Nebraska at Indiana
 12/14/19 Simon Skjott Assembly Hall, Bloomington
 2019-20 Men's Basketball

Game Time: 1:00 AM
 Game Duration: 2:15
 Attendance: 17,222

Nebraska - 90

| NO. Name | Min | FG | | 3P | | FT | | Rebounds | | Fouls | | TP | AS | TO | ST | Blocks | BS | BA | +/- |
|------------------------|-----|-------|-------|-------|-----|----|----|----------|----|-------|----|----|----|----|----|--------|----|----|-----|
| | | M | A | M | A | M | A | OR | DR | OR | DR | | | | | | | | |
| 24 Yvan Ouedraogo | F | 32:38 | 4-11 | 0-0 | 1-4 | 5 | 5 | 10 | 4 | 3 | 9 | 1 | 2 | 1 | 0 | 2 | 2 | -5 | |
| 3 Cam Mack | G | 44:31 | 5-14 | 3-8 | 2-2 | 0 | 3 | 3 | 3 | 2 | 15 | 10 | 4 | 2 | 0 | 2 | -5 | | |
| 11 Dachon Burke | G | 40:28 | 9-16 | 4-8 | 3-4 | 0 | 1 | 1 | 4 | 3 | 25 | 2 | 2 | 0 | 1 | -6 | | | |
| 22 Haanif Cheatham | G | 41:10 | 7-15 | 2-6 | 5-6 | 0 | 6 | 6 | 2 | 3 | 21 | 3 | 0 | 0 | 0 | 1 | -3 | | |
| 34 Thor Thorbjarnarson | G | 41:01 | 7-12 | 3-5 | 0-0 | 0 | 1 | 1 | 4 | 1 | 17 | 1 | 1 | 0 | 0 | 0 | 1 | -3 | |
| 1 Kevin Cross | F | 12:22 | 1-3 | 0-2 | 1-2 | 3 | 4 | 7 | 2 | 2 | 3 | 2 | 0 | 0 | 0 | 0 | -4 | | |
| 25 Matej Kavaz | F | 10:34 | 0-3 | 0-3 | 0-0 | 0 | 0 | 0 | 2 | 0 | 0 | 0 | 0 | 0 | 0 | 0 | -8 | | |
| 30 Charlie Easley | F | 02:15 | 0-1 | 0-0 | 0-0 | 0 | 0 | 0 | 0 | 2 | 0 | 0 | 0 | 0 | 0 | 0 | -1 | | |
| 00 Akol Arop | F | 00:01 | 0-0 | 0-0 | 0-0 | 0 | 0 | 0 | 0 | 0 | 0 | 0 | 0 | 0 | 0 | 0 | 0 | -1 | |
| Team | | | | | | | | | 3 | 0 | 3 | | | | | | | | |
| Totals | | 33:75 | 12-32 | 12-18 | 11 | 20 | 31 | 23 | 14 | 30 | 19 | 9 | 5 | 0 | 6 | -6 | | | |

Indiana - 96

| NO. Name | Min | FG | | 3P | | FT | | Rebounds | | Fouls | | TP | AS | TO | ST | Blocks | BS | BA | +/- |
|------------------------|-----|-------|------|-------|------|----|----|----------|----|-------|----|----|----|----|----|--------|----|----|-----|
| | | M | A | M | A | M | A | OR | DR | OR | DR | | | | | | | | |
| 3 Justin Smith | F | 40:17 | 5-9 | 0-2 | 6-10 | 3 | 7 | 10 | 1 | 5 | 16 | 2 | 2 | 0 | 1 | 0 | 13 | | |
| 4 Trayce Jackson-Davis | F | 34:55 | 9-12 | 0-0 | 7-11 | 6 | 9 | 15 | 0 | 6 | 25 | 2 | 3 | 1 | 3 | 0 | 11 | | |
| 50 Joey Brunk | C | 17:15 | 3-4 | 0-0 | 2-2 | 1 | 4 | 5 | 2 | 1 | 8 | 0 | 4 | 0 | 0 | 0 | 3 | | |
| 1 Aljami Durham | G | 32:17 | 4-10 | 2-5 | 4-4 | 0 | 3 | 3 | 5 | 3 | 14 | 3 | 2 | 0 | 0 | 5 | | | |
| 11 Devonte Green | G | 14:31 | 2-7 | 1-5 | 0-0 | 1 | 1 | 1 | 0 | 1 | 5 | 1 | 2 | 1 | 0 | 0 | 17 | | |
| 2 Armaan Franklin | F | 16:43 | 0-4 | 0-4 | 0-0 | 1 | 1 | 0 | 1 | 0 | 1 | 0 | 2 | 1 | 0 | 0 | -2 | | |
| 10 Rob Phinisee | F | 26:29 | 6-10 | 2-4 | 2-2 | 0 | 2 | 2 | 1 | 1 | 16 | 4 | 1 | 1 | 0 | 0 | -8 | | |
| 23 Darnell Anderson | F | 16:10 | 0-4 | 0-3 | 5-6 | 2 | 4 | 6 | 2 | 3 | 5 | 0 | 1 | 0 | 0 | 0 | -4 | | |
| 25 Raed Thompson | F | 08:31 | 1-4 | 0-1 | 1-2 | 2 | 4 | 1 | 1 | 3 | 0 | 0 | 0 | 1 | 0 | 0 | 6 | | |
| 20 DeRon Davis | F | 07:27 | 1-1 | 0-0 | 0-0 | 0 | 0 | 0 | 1 | 2 | 0 | 0 | 1 | 0 | 0 | 0 | 5 | | |
| 21 Jerome Hunter | F | 10:25 | 1-3 | 0-1 | 0-1 | 2 | 1 | 3 | 0 | 1 | 2 | 0 | 0 | 0 | 0 | 0 | -4 | | |
| Team | | | | | | | | | 3 | 1 | 4 | | | | | | | | |
| Totals | | 32:68 | 5:25 | 27:38 | 19 | 35 | 54 | 14 | 22 | 96 | 14 | 15 | 5 | 6 | 0 | 8 | | | |

| Biggest lead | NEB | | IND | | Points from Turnovers | NEB | | IND | | Period by Period Scoring | |
|------------------|----------------|---------------|---------------|-----|-----------------------|-----|-----|-----|-----|--------------------------|----|
| | 1st | 2nd | 1st | 2nd | | 1st | 2nd | OT1 | TOT | | |
| Best Scoring Run | 12 (1st 13:30) | 6 (1st 16:57) | 12 | 10 | 42 | 52 | NEB | 39 | 43 | 8 | 90 |
| Lead Changes | 12 | 6 | Second Chance | 10 | 26 | IND | 40 | 42 | 14 | 96 | |
| Times Tied | 8 | 19 | Fast Breaks | 3 | 28 | | | | | | |
| Time with Lead | 07:45 | 33:28 | Bench | 3 | 28 | | | | | | |

NEBRASKA 70, PURDUE 56

Official Basketball Box Score - Final
 Purdue at Nebraska
 12/19/19 Pinnacle Bank Arena, Lincoln
 Nebraska vs. Purdue

Game Time: 3:01 PM
 Game Duration: 1:47
 Attendance: 15,654

Purdue - 56

| NO. Name | Min | FG | | 3P | | FT | | Rebounds | | Fouls | | TP | AS | TO | ST | Blocks | BS | BA | +/- |
|---------------------|-----|-------|------|-----|-----|----|----|----------|----|-------|----|----|----|----|----|--------|-----|----|-----|
| | | M | A | M | A | M | A | OR | DR | OR | DR | | | | | | | | |
| 32 Matt Haarms | F | 21:46 | 1-8 | 0-1 | 1-2 | 4 | 1 | 5 | 0 | 2 | 3 | 2 | 0 | 0 | 4 | 0 | -12 | | |
| 50 Trevon Williams | F | 23:06 | 9-13 | 0-0 | 0-2 | 10 | 6 | 16 | 1 | 2 | 18 | 3 | 2 | 0 | 0 | 0 | -12 | | |
| 2 Eric Hunter Jr. | G | 33:54 | 3-10 | 1-5 | 0-0 | 1 | 4 | 4 | 1 | 7 | 1 | 2 | 2 | 0 | 1 | -16 | | | |
| 3 Jahaud Proctor | G | 25:15 | 2-11 | 0-4 | 1-1 | 0 | 3 | 3 | 2 | 1 | 5 | 2 | 0 | 0 | 0 | -21 | | | |
| 55 Sasha Stefanovic | G | 24:31 | 2-10 | 2-8 | 0-0 | 1 | 1 | 0 | 1 | 6 | 2 | 3 | 0 | 1 | 0 | -10 | | | |
| 1 Aaron Wheeler | G | 22:36 | 1-8 | 1-7 | 0-0 | 1 | 4 | 5 | 3 | 2 | 0 | 0 | 2 | 0 | -6 | | | | |
| 20 Nigel Eastern | F | 16:50 | 2-6 | 0-0 | 2 | 6 | 8 | 3 | 1 | 4 | 0 | 1 | 1 | 0 | 0 | 4 | | | |
| 11 Isaiah Thompson | F | 24:55 | 4-11 | 2-8 | 0-0 | 2 | 4 | 1 | 10 | 0 | 0 | 0 | 0 | 1 | 1 | | | | |
| 12 Evan Boudreaux | F | 07:07 | 0-2 | 0-2 | 0-0 | 2 | 2 | 4 | 0 | 0 | 0 | 0 | 0 | 0 | 0 | 2 | | | |
| Team | | | | | | | | | 1 | 1 | 2 | | | | | | | | |
| Totals | | 24-79 | 6-35 | 2-5 | 19 | 30 | 49 | 15 | 9 | 56 | 12 | 9 | 5 | 7 | 2 | -14 | | | |

Nebraska - 70

| NO. Name | Min | FG | | 3P | | FT | | Rebounds | | Fouls | | TP | AS | TO | ST | Blocks | BS | BA | +/- |
|--------------------|-----|-------|------|-----|-----|----|---|----------|----|-------|----|----|----|----|----|--------|----|----|-----|
| | | M | A | M | A | M | A | OR | DR | OR | DR | | | | | | | | |
| 24 Yvan Ouedraogo | F | 16:28 | 3-6 | 0-0 | 0-0 | 5 | 5 | 0 | 6 | 0 | 0 | 0 | 0 | 0 | 0 | 3 | -1 | | |
| 3 Cam Mack | G | 35:22 | 4-7 | 3-4 | 0-0 | 2 | 8 | 10 | 2 | 5 | 11 | 12 | 3 | 1 | 1 | 1 | 16 | | |
| 11 Dachon Burke | G | 32:03 | 7-13 | 4-7 | 0-1 | 1 | 6 | 7 | 3 | 3 | 18 | 2 | 1 | 2 | 1 | 10 | | | |
| 22 Haanif Cheatham | G | 36:20 | 4-11 | 1-5 | | | | | | | | | | | | | | | |

NEBRASKA 73, TEXAS A&M-CORPUS CHRISTI 52



Official Basketball Box Score - Final
A&M-Corpus Christi at Nebraska
 12/29/19 Pinnacle Bank Arena, Lincoln
 Nebraska - TAMU-Corpus Christi

Game Time: 1:03 PM
 Game Duration: 1:57
 Attendance: 14,968

Officials: Bill El, Steve McClunkins, Steve Horvack

A&M-Corpus Christi - 52 Record: 4-9

| NO. Name | Min | FG M-A | 3P M-A | FT M-A | Rebounds OR DR TOT | Fouls PF FD | TP | AS | TO | ST | Blocks BS BA | +- |
|-----------------------|---------|--------|--------|--------|--------------------|-------------|----|----|----|----|--------------|-----|
| 14 Elijah Schmidt | F 20:24 | 1-4 | 0-0 | 1-2 | 3 4 7 | 2 2 3 | 1 | 2 | 0 | 2 | 0 | -15 |
| 35 Tony Lewis | F 29:53 | 3-9 | 0-2 | 0-0 | 2 9 11 | 0 0 0 | 6 | 1 | 2 | 1 | 0 | -7 |
| 1 Jordan Hairston | G 38:35 | 7-17 | 3-5 | 2-2 | 4 6 2 | 2 2 19 | 1 | 2 | 3 | 0 | 2 | -21 |
| 2 Myles Smith | G 14:02 | 0-2 | 0-0 | 0-0 | 0 4 4 | 2 0 0 | 0 | 0 | 3 | 0 | 0 | -8 |
| 4 Jashawn Talton | G 25:04 | 1-6 | 1-3 | 0-1 | 1 4 5 | 4 4 3 | 2 | 5 | 0 | 0 | 0 | -17 |
| 10 Perry Francois | 06:44 | 0-4 | 0-0 | 0-0 | 2 0 2 | 4 0 0 | 0 | 1 | 1 | 0 | 0 | -8 |
| 12 Peyton Smith | 20:19 | 0-3 | 0-3 | 1-2 | 0 2 2 | 3 3 1 | 2 | 2 | 1 | 0 | 1 | -9 |
| 24 Edgars Kaufmanis | G 23:58 | 1-4 | 1-4 | 0-0 | 0 1 1 | 1 0 0 | 3 | 1 | 2 | 1 | 0 | -13 |
| 0 Aristotelis Sotriou | 02:25 | 0-1 | 0-0 | 0-0 | 0 0 0 | 0 0 0 | 0 | 0 | 0 | 0 | 0 | -2 |
| 15 Ishaad Hunte | 17:36 | 5-9 | 0-1 | 1-6 | 2 3 5 | 2 4 1 | 1 | 1 | 2 | 0 | 4 | 2 |
| 5 Javae Lampkins | 11:03 | 2-4 | 2-4 | 0-0 | 0 0 0 | 0 0 0 | 6 | 0 | 0 | 0 | 0 | -7 |
| Team | | | | | 2 2 4 | | 0 | | | | | |
| Totals | | 20-63 | 7-22 | 5-13 | 14 33 47 | 20 15 52 | 9 | 21 | 7 | 7 | 4 | -21 |

Shooting By Period

1st FG% 8-32 25.0%
 3PT% 3-14 21.4%
 FT% 2-6 33.3%

2nd FG% 12-31 38.7%
 3PT% 4-8 50.0%
 FT% 3-7 42.9%

GMFG% 29-63 31.7%
 3PT% 7-22 31.8%
 FT% 5-13 38.5%

Dead Ball Rebounds: 3, 0

Nebraska - 73 Record: 6-7

| NO. Name | Min | FG M-A | 3P M-A | FT M-A | Rebounds OR DR TOT | Fouls PF FD | TP | AS | TO | ST | Blocks BS BA | +- |
|--------------------------|---------|--------|--------|--------|--------------------|-------------|----|----|----|----|--------------|----|
| 24 Yvan Ouedraogo | F 25:07 | 3-5 | 0-0 | 5-7 | 6 8 14 | 3 4 11 | 1 | 2 | 0 | 0 | 0 | 7 |
| 3 Cam Mack | G 31:18 | 3-9 | 1-4 | 3-4 | 0 3 3 | 1 3 10 | 5 | 2 | 3 | 0 | 0 | 18 |
| 11 Dachon Burke | G 20:30 | 1-13 | 0-4 | 2-4 | 2 4 6 | 1 3 4 | 4 | 0 | 1 | 2 | 3 | 5 |
| 22 Haanif Cheatham | G 29:58 | 4-8 | 1-1 | 6-9 | 0 3 3 | 6 17 | 0 | 2 | 1 | 1 | 1 | 9 |
| 34 Thorir Thorbjarnarson | G 23:38 | 3-7 | 2-4 | 0-0 | 0 4 4 | 2 0 6 | 8 | 1 | 4 | 0 | 1 | 3 |
| 1 Kevin Cross | 15:13 | 1-4 | 0-1 | 0-0 | 2 4 3 | 2 2 2 | 3 | 1 | 1 | 0 | 0 | 14 |
| 23 Jerry Green | 26:22 | 3-8 | 0-2 | 2-3 | 1 2 3 | 3 2 8 | 2 | 2 | 2 | 0 | 0 | 16 |
| 25 Matej Kavaz | 18:25 | 4-9 | 2-6 | 0-1 | 1 4 5 | 3 1 10 | 1 | 2 | 1 | 0 | 0 | 17 |
| 30 Charlie Easley | 07:42 | 1-3 | 1-3 | 0-0 | 0 0 0 | 0 0 0 | 3 | 0 | 1 | 0 | 0 | 2 |
| 0 Akol Arop | 01:47 | 0-0 | 0-0 | 0-0 | 0 1 1 | 0 0 0 | 0 | 0 | 1 | 0 | 0 | 2 |
| Team | | | | | 3 1 4 | | 0 | | | | | |
| Totals | | 23-66 | 7-25 | 20-28 | 15 34 49 | 15 20 73 | 13 | 12 | 15 | 4 | 7 | 21 |

Shooting By Period

1st FG% 10-30 33.3%
 3PT% 1-12 8.3%
 FT% 13-19 68.4%

2nd FG% 13-38 36.1%
 3PT% 6-13 46.2%
 FT% 7-9 77.8%

GMFG% 23-66 34.8%
 3PT% 7-25 28.0%
 FT% 20-28 71.4%

Dead Ball Rebounds: 3, 0

Technical Fouls: NONE

| ACC | NEB | Points from Turnovers | ACC | NEB | Period by Period Scoring |
|---------------|----------------|-----------------------|-----|-----|--------------------------|
| 1st | 2nd | TOT | 1st | 2nd | TOT |
| 1 (1st 17:52) | 24 (2nd 5:18) | 13 24 | 21 | 31 | 52 |
| 7 (1st 1:52) | 11 (1st 11:17) | 22 32 | 31 | 31 | 62 |
| 2 | 2 | 17 17 | 39 | 39 | 78 |
| 3 | 3 | 15 15 | 38 | 38 | 76 |
| 00:17 | 35:21 | 21 23 | 38 | 76 | |

Game Notes: Actual Attendance 10,473**

RUTGERS 79, NEBRASKA 62



Official Basketball Box Score - Final
Rutgers at Nebraska
 01/03/20 Pinnacle Bank Arena, Lincoln
 Nebraska vs. Rutgers

Game Time: 7:01 PM
 Game Duration: 1:56
 Attendance: 15,024

Officials: Larry Scrotto, Kelly Pfeifer, Lewis Garrison

Rutgers - 79 Record: 11-3 (2-1)

| NO. Name | Min | FG M-A | 3P M-A | FT M-A | Rebounds OR DR TOT | Fouls PF FD | TP | AS | TO | ST | Blocks BS BA | +- |
|--------------------|---------|--------|--------|--------|--------------------|-------------|----|----|----|----|--------------|----|
| 1 Akevis Yeboah | F 22:40 | 2-7 | 0-4 | 0-0 | 1 3 4 | 3 1 4 | 1 | 0 | 0 | 0 | 0 | -2 |
| 15 Myles Johnson | G 30:27 | 9-13 | 0-0 | 0-2 | 9 5 14 | 2 2 18 | 0 | 3 | 0 | 2 | 0 | 18 |
| 22 Caleb McConnell | G 34:07 | 8-8 | 2-2 | 2-2 | 1 4 5 | 2 0 20 | 5 | 3 | 1 | 0 | 0 | 15 |
| 23 Montez Mathis | G 22:30 | 1-7 | 0-2 | 0-0 | 0 2 2 | 3 0 2 | 2 | 1 | 0 | 0 | 0 | 8 |
| 24 Ron Harper Jr. | G 29:25 | 4-10 | 3-6 | 0-0 | 0 10 10 | 1 1 11 | 3 | 0 | 1 | 2 | 0 | 14 |
| 4 Paul Mulcahy | 22:47 | 1-1 | 0-0 | 0-2 | 1 3 4 | 4 2 3 | 1 | 0 | 0 | 0 | 0 | 9 |
| 42 Jacob Young | 28:31 | 6-12 | 0-1 | 4-5 | 3 2 5 | 0 3 16 | 2 | 1 | 1 | 0 | 0 | 24 |
| 13 Shaq Carter | 09:33 | 3-5 | 0-0 | 0-1 | 0 0 0 | 1 1 6 | 0 | 2 | 0 | 0 | 0 | -1 |
| Team | | | | | 1 3 4 | | 0 | | | | | |
| Totals | | 34-63 | 5-15 | 6-12 | 16 32 48 | 16 10 79 | 16 | 13 | 3 | 4 | 2 | 17 |

Shooting By Period

1st FG% 17-32 53.1%
 3PT% 3-7 42.9%
 FT% 4-5 80%

2nd FG% 17-31 54.8%
 3PT% 2-8 25.0%
 FT% 2-7 28.6%

GMFG% 34-63 54.0%
 3PT% 5-15 33.3%
 FT% 6-12 50.0%

Dead Ball Rebounds: 3, 0

Nebraska - 62 Record: 6-8 (1-2)

| NO. Name | Min | FG M-A | 3P M-A | FT M-A | Rebounds OR DR TOT | Fouls PF FD | TP | AS | TO | ST | Blocks BS BA | +- |
|--------------------------|---------|--------|--------|--------|--------------------|-------------|----|----|----|----|--------------|-----|
| 24 Yvan Ouedraogo | F 21:07 | 2-5 | 0-0 | 0-0 | 3 1 4 | 1 0 4 | 0 | 1 | 0 | 0 | 0 | -7 |
| 3 Cam Mack | G 32:33 | 3-8 | 2-5 | 3-5 | 2 3 5 | 3 4 11 | 6 | 2 | 1 | 0 | 0 | -5 |
| 11 Dachon Burke | G 25:17 | 2-9 | 0-4 | 1-4 | 1 4 5 | 1 5 5 | 1 | 2 | 1 | 2 | 1 | -13 |
| 34 Thorir Thorbjarnarson | G 28:09 | 2-5 | 1-2 | 0-0 | 0 4 4 | 1 0 5 | 5 | 1 | 1 | 0 | 0 | 2 |
| 1 Kevin Cross | 18:53 | 2-9 | 0-4 | 3-3 | 2 2 4 | 1 2 7 | 0 | 0 | 0 | 0 | 0 | -10 |
| 23 Jerry Green | 23:53 | 2-8 | 2-6 | 0-0 | 1 2 3 | 2 0 6 | 2 | 1 | 2 | 0 | 0 | -25 |
| 25 Matej Kavaz | 11:51 | 1-5 | 1-5 | 0-0 | 0 0 0 | 1 0 3 | 0 | 0 | 0 | 0 | 0 | -19 |
| 30 Charlie Easley | 03:00 | 1-2 | 0-1 | 3-3 | 0 0 0 | 2 5 0 | 0 | 1 | 0 | 0 | 0 | 1 |
| 0 Akol Arop | 01:44 | 0-0 | 0-0 | 0-0 | 0 0 0 | 0 0 0 | 0 | 0 | 0 | 0 | 0 | 0 |
| Team | | | | | 2 1 3 | | 0 | | | | | |
| Totals | | 20-63 | 8-31 | 14-21 | 15 16 31 | 11 15 62 | 15 | 7 | 7 | 2 | 4 | -17 |

Shooting By Period

1st FG% 9-33 27.3%
 3PT% 3-15 20.0%
 FT% 7-11 63.6%

2nd FG% 11-30 36.7%
 3PT% 5-16 31.3%
 FT% 7-10 70%

GMFG% 20-63 31.7%
 3PT% 8-31 25.8%
 FT% 14-21 66.7%

Dead Ball Rebounds: 3, 0

Technical Fouls: Green 2nd 7:55

| Biggest lead | RUT | NEB | Points from Turnovers | RUT | NEB | Period by Period Scoring |
|------------------|----------------|--------------|-----------------------|-----|-----|--------------------------|
| Best Scoring Run | 11 (2nd 18:50) | 8 (1st 4:25) | Paint | 52 | 24 | RUT 41 38 79 |
| Lead Changes | 2 | 2 | Second Chance | 12 | 0 | NEB 28 34 62 |
| Times Tied | 2 | 2 | Fast Breaks | 2 | 6 | |
| Time with Lead | 33:04 | 05:02 | Bench | 2 | 6 | |

Game Notes: Actual Attendance 12,142**

NEBRASKA 76, IOWA 70



Official Basketball Box Score - Final
Iowa at Nebraska
 01/07/20 Pinnacle Bank Arena, Lincoln, NE
 Nebraska vs. Iowa

Game Time: 8:12 PM
 Game Duration: 1:59
 Attendance: 14,722

Officials: DJ Carstensen, Chris Beaver, Rob Kuzmanic

Iowa - 70 Record: 10-5 (1-3)

| NO. Name | Min | FG M-A | 3P M-A | FT M-A | Rebounds OR DR TOT | Fouls PF FD | TP | AS | TO | ST | Blocks BS BA | +- |
|---------------------|---------|--------|--------|--------|--------------------|-------------|----|----|----|----|--------------|-----|
| 15 Ryan Kriener | F 28:27 | 3-7 | 0-3 | 0-0 | 3 4 7 | 2 1 6 | 2 | 1 | 1 | 0 | 0 | -7 |
| 55 Luka Garza | C 36:01 | 7-15 | 0-4 | 2-3 | 6 12 18 | 2 6 16 | 2 | 0 | 1 | 1 | 0 | 0 |
| 1 Joe Toussaint | G 34:34 | 7-18 | 0-5 | 0-0 | 3 3 6 | 4 2 14 | 4 | 4 | 0 | 0 | 0 | -15 |
| 10 Joe Wieskamp | G 35:33 | 10-23 | 1-10 | 0-0 | 3 4 7 | 2 0 21 | 2 | 3 | 4 | 3 | 0 | -1 |
| 30 Connor McCaffery | G 37:17 | 3-8 | 3-7 | 0-2 | 2 2 4 | 4 9 4 | 0 | 3 | 0 | 0 | 0 | 0 |
| 4 Bakari Ewell | 14:30 | 0-3 | 0-3 | 0-0 | 0 0 0 | 3 1 0 | 2 | 0 | 0 | 0 | 0 | -4 |
| 35 Cordell Pemsl | 09:11 | 2-3 | 0-1 | 0-0 | 1 2 3 | 0 0 4 | 1 | 2 | 0 | 1 | 0 | 2 |
| 20 Riley Till | 04:18 | 0-0 | 0-0 | 0-0 | 0 0 0 | 0 0 0 | 0 | 0 | 1 | 0 | 0 | -5 |
| Team | | | | | 3 2 5 | | 0 | | | | | |
| Totals | | 32-77 | 4-33 | 2-5 | 19 29 48 | 21 14 70 | 17 | 11 | 6 | 3 | 1 | -6 |

Shooting By Period

1st FG% 14-36 38.9%
 3PT% 2-19 10.5%
 FT% 1-1 100%

2nd FG% 18-41 43.9%
 3PT% 2-14 14.3%
 FT% 1-4 25%

GMFG% 32-77 41.6%
 3PT% 4-33 12.1%
 FT% 2-5 40.0%

Dead Ball Rebounds: 1, 0

Technical Fouls: Coach 1st 17:23

| NO. Name | Min | FG M-A | 3P M-A | FT M-A | Rebounds OR DR TOT | Fouls PF FD | TP | AS | TO | ST | Blocks BS BA | +- |
|--------------------------|---------|--------|--------|--------|--------------------|-------------|----|----|----|----|--------------|----|
| 24 Yvan Ouedraogo | F 21:50 | 2-4 | 0-0 | 1-2 | 0 7 7 | 2 1 5 | 3 | 3 | 1 | 0 | 1 | -5 |
| 3 Cam Mack | G 39:26 | 6-13 | 2-7 | 1-2 | 0 2 2 | 0 2 15 | 10 | 1 | 0 | 0 | 0 | 6 |
| 11 Dachon Burke | G 28:25 | 5-8 | 1-3 | 2-3 | 0 1 1 | 4 3 13 | 0 | 2 | 0 | 0 | 0 | -2 |
| 22 Haanif Cheatham | G 33:25 | 4-8 | 3-4 | 3-8 | 2 4 6 | 0 3 14 | 0 | 2 | 1 | 0 | 1 | 2 |
| 34 Thorir Thorbjarnarson | G 35:40 | 6-9 | 3-6 | 2-4 | 1 8 9 | 3 3 17 | 1 | 1 | 2 | 2 | 0 | 8 |
| 1 Kevin Cross | 18:10 | 3-8 | 1-3 | 4-5 | 1 4 5 | 3 6 11 | 0 | 1 | 1 | 0 | 1 | 11 |
| 25 Matej Kavaz | 07:23 | 0-0 | 0-0 | 0-0 | 0 0 0 | 0 0 0 | 1 | 0 | 0 | 0 | 0 | 5 |
| 30 Charlie Easley | 15:41 | 0-3 | 0-3 | -1-2 | 0 1 1 | 2 1 1 | 0 | 0 | 2 | 0 | 0 | 5 |
| Team | | | | | 2 1 3 | | 0 | | | | | |
| Totals | | 26-63 | 10-26 | 14-26 | 6 28 34 | 14 20 76 | 16 | 11 | 7 | 1 | 3 | 6 |

Shooting By Period

1st FG% 14-30 46.7%<

NO. 21 OHIO STATE 80, NEBRASKA 68



Official Basketball Box Score - Final
Nebraska at Ohio State
01/14/20 Value City Arena, Columbus
2019-20 Men's Basketball

Game Time: 5:30 PM
Game Duration: 1:50
Attendance: 12,164

Officials: Rob Riley, Terry Gilespy, Donnie Epley

Nebraska - 68 Record: 7-10 (2-4)
Table with columns: NO. Name, Min, FG, 3P, FT, Rebounds, Fouls, TP, AS, TO, ST, Blocks, +/-
Player stats for Yvan Ouedraogo, Cam Mack, Daehon Burke, Haanif Cheatham, Thorr Thorbjarnarson, Kevin Cross, Matej Kavaz, Charlie Easley, Jervay Green, Alcol Arop.

Shooting By Period
1st FG% 11-35 31.4%
3PT% 1-9 11.1%
FT% 2-5 66.7%
2nd FG% 17-31 54.8%
3PT% 8-13 61.5%
FT% 1-2 50.0%
GM FG% 28-66 42.4%
3PT% 9-22 40.9%
FT% 3-5 60.0%
Dead Ball Rebounds: 1.0

Ohio State - 80 Record: 12-5 (2-4)
Table with columns: NO. Name, Min, FG, 3P, FT, Rebounds, Fouls, TP, AS, TO, ST, Blocks, +/-
Player stats for Andrea Wesson, Kyle Young, Kaleb Wesson, D.J. Canton, C.J. Walker, E.J. Liddell, Justin Ahrens, Danny Hummer, Alonzo Gaffney.

Shooting By Period
1st FG% 15-28 53.6%
3PT% 5-10 50.0%
FT% 3-4 75.0%
2nd FG% 15-27 55.6%
3PT% 5-11 41.7%
FT% 7-11 63.6%
GM FG% 30-55 54.5%
3PT% 10-22 45.5%
FT% 10-15 66.7%
Dead Ball Rebounds: 2.0

Technical Fouls: NONE
Biggest lead: 4 (1st 17:29)
Best Scoring Run: 7 (2nd 1:30)
Lead Changes: 1
Times Tied: 0
Time with Lead: 02:47

INDIANA 82, NEBRASKA 74



Official Basketball Box Score - Final
Indiana at Nebraska
01/18/20 Rhoads Bark Arena, Lincoln
Nebraska vs. Indiana

Game Time: 6:08 PM
Game Duration: 2:12
Attendance: 15,925

Officials: Terry Wynn, Rib Kuremen, Steve Knack

Indiana - 82 Record: 14-4 (4-3)
Table with columns: NO. Name, Min, FG, 3P, FT, Rebounds, Fouls, TP, AS, TO, ST, Blocks, +/-
Player stats for Justin Smith, Trayce Jackson-Davis, Joey Brunk, Ajamri Durham, Rob Phinisee, Devonte Green, Race Thompson, Armaan Franklin, Jerome Hunter, DeRon Davis.

Shooting By Period
1st FG% 18-34 52.9%
3PT% 6-16 37.5%
FT% 4-6 66.7%
2nd FG% 13-27 48.1%
3PT% 2-10 20.0%
FT% 8-14 57.1%
GM FG% 31-61 50.8%
3PT% 8-26 30.8%
FT% 12-20 60.0%
Dead Ball Rebounds: 4.0

Nebraska - 74 Record: 7-11 (2-5)
Table with columns: NO. Name, Min, FG, 3P, FT, Rebounds, Fouls, TP, AS, TO, ST, Blocks, +/-
Player stats for Yvan Ouedraogo, Cam Mack, Daehon Burke, Haanif Cheatham, Thorr Thorbjarnarson, Kevin Cross, Charlie Easley, Matej Kavaz, Jervay Green.

Shooting By Period
1st FG% 13-31 41.9%
3PT% 6-13 46.2%
FT% 9-14 64.3%
2nd FG% 12-32 37.5%
3PT% 3-17 17.6%
FT% 6-7 85.7%
GM FG% 25-63 39.7%
3PT% 9-30 30.0%
FT% 15-22 68.2%
Dead Ball Rebounds: 1.0

Technical Fouls: NONE
Biggest lead: 19 (2nd 15:02)
Best Scoring Run: 10 (2nd 15:02)
Lead Changes: 12
Times Tied: 4
Time with Lead: 27:23

WISCONSIN 82, NEBRASKA 68



Official Basketball Box Score - Final
Nebraska at Wisconsin
01/21/20 Kohl Center, Madison
2019-20 Men's Basketball

Game Time: 8:01 PM
Game Duration: 1:51
Attendance: 16,866

Officials: Chris Beaver, Kelly Pfaffer, Donnie Epley

Nebraska - 68 Record: 7-12 (2-6)
Table with columns: NO. Name, Min, FG, 3P, FT, Rebounds, Fouls, TP, AS, TO, ST, Blocks, +/-
Player stats for Yvan Ouedraogo, Cam Mack, Daehon Burke, Haanif Cheatham, Thorr Thorbjarnarson, Kevin Cross, Charlie Easley, Jervay Green, Alcol Arop.

Shooting By Period
1st FG% 15-27 55.6%
3PT% 4-9 44.4%
FT% 4-6 66.7%
2nd FG% 11-33 33.3%
3PT% 2-13 15.4%
FT% 5-9 66.7%
GM FG% 26-60 43.3%
3PT% 6-22 27.3%
FT% 10-15 66.7%
Dead Ball Rebounds: 1.0

Wisconsin - 82 Record: 12-7 (5-3)
Table with columns: NO. Name, Min, FG, 3P, FT, Rebounds, Fouls, TP, AS, TO, ST, Blocks, +/-
Player stats for Ateem Ford, Nate Reuvers, D'Mitric Trice, Kobe King, Brad Davison, Tyler Wahl, Trevor Anderson, Meath Pritzel, Brevin Pritzel, Walt McGroarty, Carter Higginbottom, Courtland Cuevas, Samad Oawi, Michael Ballard.

Shooting By Period
1st FG% 14-31 45.2%
3PT% 8-16 50.0%
FT% 3-4 75.0%
2nd FG% 15-32 46.9%
3PT% 10-18 55.6%
FT% 3-4 75.0%
GM FG% 29-63 46.0%
3PT% 18-34 52.9%
FT% 6-8 75.0%
Dead Ball Rebounds: 1.0

Technical Fouls: NONE
Biggest lead: 4 (1st 17:38)
Best Scoring Run: 10 (1st 5:53)
Lead Changes: 5
Times Tied: 3
Time with Lead: 03:14

NO. 24 RUTGERS 75, NEBRASKA 74



Official Basketball Box Score - Final
Nebraska at Rutgers
01/25/20 Rutgers Athletic Center, Piscataway
2019-20 Men's Basketball

Game Time: 1:00 PM
Game Duration: 2:00
Attendance: 8,000

Officials: D.J. Carstensen, Edwin Young, Bill McCarthy

Nebraska - 72 Record: 7-13 (2-7)
Table with columns: NO. Name, Min, FG, 3P, FT, Rebounds, Fouls, TP, AS, TO, ST, Blocks, +/-
Player stats for Yvan Ouedraogo, Cam Mack, Daehon Burke, Haanif Cheatham, Thorr Thorbjarnarson, Kevin Cross, Charlie Easley, Jervay Green.

Shooting By Period
1st FG% 12-33 36.4%
3PT% 5-15 33.3%
FT% 4-4 100%
2nd FG% 14-29 48.3%
3PT% 6-13 46.2%
FT% 5-9 55.6%
GM FG% 26-62 41.9%
3PT% 11-28 39.3%
FT% 9-13 69.2%
Dead Ball Rebounds: 2.0

Rutgers - 75 Record: 15-5 (6-3)
Table with columns: NO. Name, Min, FG, 3P, FT, Rebounds, Fouls, TP, AS, TO, ST, Blocks, +/-
Player stats for Akwasi Yeboah, Miles Johnson, Caleb McConnell, Montez Mathis, Ron Harper Jr., Geo Baker, Paul Mulcahy, Shaq Murtough, Jacob Young.

Shooting By Period
1st FG% 15-34 44.1%
3PT% 5-11 27.3%
FT% 5-7 71.4%
2nd FG% 13-28 46.4%
3PT% 5-11 45.5%
FT% 6-10 60%
GM FG% 28-62 45.2%
3PT% 8-22 36.4%
FT% 11-17 64.7%
Dead Ball Rebounds: 1.0

Technical Fouls: NONE
Biggest lead: 7 (1st 16:26)
Best Scoring Run: 11 (2nd 6:25)
Lead Changes: 10
Times Tied: 4
Time with Lead: 11:24



2019-20 Nebraska Men's Basketball Combined Team Statistics In Conference games

Game Records

| Record | Overall | Home | Away | Neutral |
|----------------|---------|------|------|---------|
| ALL GAMES | 2-8 | 2-3 | 0-5 | 0-0 |
| CONFERENCE | 2-8 | 2-3 | 0-5 | 0-0 |
| NON-CONFERENCE | 0-0 | 0-0 | 0-0 | 0-0 |

Score by Periods

| Team | 1st | 2nd | OT | TOT |
|-----------|-----|-----|----|-----|
| Nebraska | 338 | 359 | 8 | 705 |
| Opponents | 378 | 369 | 14 | 761 |

Team Box Score

| No. | Player | | | | Total | | 3-Point | | F-Throw | | Rebounds | | | | | | | | | | | |
|------------------|------------------------|-----------|-------------|------|----------------|-------------|---------------|-------------|---------------|-------------|------------|------------|------------|-------------|------------|----------|------------|------------|-----------|-----------|------------|-------------|
| | | GP-GS | MIN | AVG | FG-FGA | FG% | 3FG-FGA | 3FG% | FT-FTA | FT% | OFF | DEF | TOT | AVG | PF | DQ | A | TO | BLK | STL | PTS | AVG |
| 3 | MACK, Cam | 10-10 | 370:56 | 37.1 | 50-121 | .413 | 25-61 | .410 | 20-35 | .571 | 10 | 40 | 50 | 5.0 | 22 | 0 | 79 | 26 | 6 | 7 | 145 | 14.5 |
| 34 | THORBJARNARSON, Thorir | 10-10 | 341:23 | 34.1 | 43-83 | .518 | 23-51 | .451 | 13-19 | .684 | 6 | 54 | 60 | 6.0 | 26 | 1 | 18 | 12 | 0 | 11 | 122 | 12.2 |
| 11 | BURKE, Dachon | 10-10 | 299:25 | 29.9 | 49-117 | .419 | 10-41 | .244 | 10-20 | .500 | 9 | 30 | 39 | 3.9 | 22 | 0 | 17 | 16 | 6 | 12 | 118 | 11.8 |
| 22 | CHEATHAM, Haanif | 10-10 | 318:56 | 31.9 | 43-103 | .417 | 12-37 | .324 | 20-31 | .645 | 3 | 22 | 25 | 2.5 | 10 | 0 | 16 | 11 | 1 | 7 | 118 | 11.8 |
| 1 | CROSS, Kevin | 10-0 | 178:26 | 17.8 | 29-78 | .372 | 13-37 | .351 | 14-17 | .824 | 10 | 33 | 43 | 4.3 | 27 | 1 | 14 | 8 | 0 | 5 | 85 | 8.5 |
| 23 | GREEN, Jervay | 6-0 | 87:43 | 14.6 | 12-27 | .444 | 5-14 | .357 | 0-2 | .000 | 2 | 14 | 16 | 2.7 | 12 | 1 | 2 | 5 | 0 | 5 | 29 | 4.8 |
| 24 | QUEDRAOGO, Yvan | 10-10 | 225:27 | 22.5 | 20-54 | .370 | 0-0 | .000 | 7-13 | .538 | 24 | 33 | 57 | 5.7 | 18 | 0 | 8 | 15 | 1 | 3 | 47 | 4.7 |
| 30 | EASLEY, Charlie | 10-0 | 127:36 | 12.8 | 6-22 | .273 | 3-14 | .214 | 10-11 | .909 | 1 | 7 | 8 | 0.8 | 14 | 0 | 3 | 1 | 0 | 9 | 25 | 2.5 |
| 25 | KAVAS, Matej | 7-0 | 70:05 | 10.0 | 5-24 | .208 | 3-17 | .176 | 3-4 | .750 | 0 | 4 | 4 | 0.6 | 4 | 0 | 2 | 1 | 1 | 0 | 16 | 2.3 |
| 0 | AROP, Akol | 5-0 | 05:03 | 1.0 | 0-0 | .000 | 0-0 | .000 | 0-0 | .000 | 1 | 0 | 1 | 0.2 | 1 | 0 | 0 | 0 | 1 | 0 | 0 | 0.0 |
| Team | | | | | | | | | | | 20 | 17 | 37 | | | | | 3 | | | | |
| Total | | 10 | 2025 | | 257-629 | .409 | 94-272 | .346 | 97-152 | .638 | 86 | 254 | 340 | 34.0 | 156 | 3 | 159 | 98 | 16 | 59 | 705 | 70.5 |
| Opponents | | 10 | 2025 | | 293-647 | .453 | 81-265 | .306 | 94-149 | .631 | 131 | 320 | 451 | 45.1 | 152 | 1 | 159 | 127 | 60 | 45 | 761 | 76.1 |

Team Statistics

| | NEBR | OPP |
|------------------------|----------------|----------------|
| Scoring | 705 | 761 |
| Points per game | 70.5 | 76.1 |
| Scoring margin | -5.6 | - |
| Field goals-att | 257-629 | 293-647 |
| Field goal pct | .409 | .453 |
| 3 point fg-att | 94-272 | 81-265 |
| 3-point FG pct | .346 | .306 |
| 3-pt FG made per game | 9.4 | 8.1 |
| Free throws-att | 97-152 | 94-149 |
| Free throw pct | .638 | .631 |
| F-Throws made per game | 9.7 | 9.4 |
| Rebounds | 340 | 451 |
| Rebounds per game | 34.0 | 45.1 |
| Rebounding margin | -11.1 | - |
| Assists | 159 | 159 |
| Assists per game | 15.9 | 15.9 |
| Turnovers | 98 | 127 |
| Turnovers per game | 9.8 | 12.7 |
| Turnover margin | +2.9 | - |
| Assist/turnover ratio | 1.6 | 1.3 |
| Steals | 59 | 45 |
| Steals per game | 5.9 | 4.5 |
| Blocks | 16 | 60 |
| Blocks per game | 1.6 | 6.0 |
| Winning streak | 0 | - |
| Home win streak | 0 | - |
| Attendance | 77193 | 60696 |
| Home games-Avg/Game | 5-15439 | 5-12139 |
| Neutral site-Avg/Game | - | 0-0 |

Team Results

| Date | Opponent | | Score | Att. |
|------------|-----------------|-----|-------|-------|
| 12/13/2019 | at Indiana | Lot | 90-96 | 17222 |
| 12/15/2019 | Purdue | W | 70-56 | 15654 |
| 01/03/2020 | Rutgers | L | 62-79 | 15024 |
| 01/07/2020 | Iowa | W | 76-70 | 14722 |
| 01/11/2020 | at Northwestern | L | 57-62 | 5664 |
| 01/14/2020 | at Ohio St. | L | 68-80 | 12954 |
| 01/18/2020 | Indiana | L | 74-82 | 15925 |
| 01/21/2020 | at Wisconsin | L | 68-82 | 16856 |
| 01/25/2020 | at Rutgers | L | 72-75 | 8000 |
| 01/28/2020 | Michigan | L | 68-79 | 15868 |



2019-20 Nebraska Men's Basketball Combined Team Statistics

Game Records

| Record | Overall | Home | Away | Neutral |
|----------------|---------|------|------|---------|
| ALL GAMES | 7-14 | 5-6 | 0-7 | 2-1 |
| CONFERENCE | 2-8 | 2-3 | 0-5 | 0-0 |
| NON-CONFERENCE | 5-6 | 3-3 | 0-2 | 2-1 |

Score by Periods

| Team | 1st | 2nd | OT | TOT |
|-----------|-----|-----|----|------|
| Nebraska | 703 | 781 | 30 | 1514 |
| Opponents | 746 | 807 | 30 | 1583 |

Team Box Score

| No. | Player | Overall | | | Total | | | 3-Point | | F-Throw | | Rebounds | | | | Other | | | | PTS | AVG | |
|------------------|------------------------|-----------|--------|------|-----------------|-------------|----------------|-------------|----------------|-------------|------------|------------|------------|-------------|------------|----------|------------|------------|------------|------------|-------------|-------------|
| | | GP-GS | MIN | AVG | FG-FGA | FG% | 3FG-FGA | 3FG% | FT-FTA | FT% | OFF | DEF | TOT | AVG | PF | DQ | A | TO | BLK | | | STL |
| 3 | MACK, Cam | 21-19 | 742:10 | 35.3 | 99-233 | .425 | 37-98 | .378 | 50-87 | .575 | 22 | 76 | 98 | 4.7 | 52 | 1 | 142 | 57 | 9 | 24 | 285 | 13.6 |
| 22 | CHEATHAM, Haanif | 21-21 | 676:19 | 32.2 | 94-193 | .487 | 18-55 | .327 | 52-79 | .658 | 8 | 69 | 77 | 3.7 | 26 | 0 | 28 | 24 | 5 | 17 | 258 | 12.3 |
| 11 | BURKE, Dachon | 21-21 | 592:08 | 28.2 | 92-235 | .391 | 21-80 | .263 | 35-65 | .538 | 19 | 64 | 83 | 4.0 | 37 | 0 | 29 | 27 | 15 | 28 | 240 | 11.4 |
| 34 | THORBJARNARSON, Thorir | 21-13 | 562:34 | 26.8 | 65-129 | .504 | 35-77 | .455 | 18-26 | .692 | 9 | 89 | 98 | 4.7 | 42 | 1 | 23 | 20 | 2 | 22 | 183 | 8.7 |
| 23 | GREEN, Jervay | 17-9 | 413:36 | 24.3 | 48-124 | .387 | 21-68 | .309 | 16-31 | .516 | 13 | 54 | 67 | 3.9 | 38 | 2 | 30 | 28 | 5 | 17 | 133 | 7.8 |
| 1 | CROSS, Kevin | 21-0 | 387:29 | 18.5 | 61-157 | .389 | 22-70 | .314 | 20-31 | .645 | 23 | 62 | 85 | 4.1 | 43 | 1 | 24 | 24 | 6 | 6 | 164 | 7.8 |
| 24 | OUEDRAOGO, Yvan | 21-21 | 446:06 | 21.2 | 44-111 | .396 | 0-0 | .000 | 24-48 | .500 | 53 | 72 | 125 | 6.0 | 33 | 0 | 14 | 33 | 5 | 8 | 112 | 5.3 |
| 25 | KAVAS, Matej | 18-1 | 269:57 | 15.0 | 30-83 | .361 | 18-57 | .316 | 13-19 | .684 | 1 | 18 | 19 | 1.1 | 19 | 0 | 9 | 8 | 2 | 3 | 91 | 5.1 |
| 30 | EASLEY, Charlie | 17-0 | 146:32 | 8.6 | 9-27 | .333 | 4-17 | .235 | 10-13 | .769 | 2 | 7 | 9 | 0.5 | 14 | 0 | 4 | 4 | 0 | 9 | 32 | 1.9 |
| 15 | CURTIS, Samari | 8-0 | 49:18 | 6.2 | 4-10 | .400 | 4-9 | .444 | 2-2 | 1.000 | 0 | 7 | 7 | 0.9 | 5 | 0 | 1 | 2 | 1 | 0 | 14 | 1.8 |
| 0 | AROP, Akol | 10-0 | 13:51 | 1.4 | 0-2 | .000 | 0-1 | .000 | 2-2 | 1.000 | 1 | 7 | 8 | 0.8 | 1 | 0 | 0 | 2 | 2 | 0 | 2 | 0.2 |
| Team | | | | | | | | | | | 35 | 32 | 67 | | | | | 5 | | | | |
| Total | | 21 | | | 546-1304 | .419 | 180-532 | .338 | 242-403 | .600 | 186 | 557 | 743 | 35.4 | 310 | 5 | 304 | 234 | 52 | 134 | 1514 | 72.1 |
| Opponents | | 21 | | | 612-1402 | .437 | 170-548 | .310 | 189-287 | .659 | 288 | 671 | 959 | 45.7 | 363 | - | 300 | 296 | 109 | 112 | 1583 | 75.4 |

Team Statistics

| | Nebr | OPP |
|------------------------|-----------------|-----------------|
| Scoring | 1514 | 1583 |
| Points per game | 72.1 | 75.4 |
| Scoring margin | -3.3 | - |
| Field goals-att | 546-1304 | 612-1402 |
| Field goal pct | .419 | .437 |
| 3 point fg-att | 180-532 | 170-548 |
| 3-point FG pct | .338 | .310 |
| 3-pt FG made per game | 8.6 | 8.1 |
| Free throws-att | 242-403 | 189-287 |
| Free throw pct | .600 | .659 |
| F-Throws made per game | 11.5 | 9.0 |
| Rebounds | 743 | 959 |
| Rebounds per game | 35.4 | 45.7 |
| Rebounding margin | -10.3 | - |
| Assists | 304 | 300 |
| Assists per game | 14.5 | 14.3 |
| Turnovers | 234 | 296 |
| Turnovers per game | 11.1 | 14.1 |
| Turnover margin | +3.0 | - |
| Assist/turnover ratio | 1.3 | 1.0 |
| Steals | 134 | 112 |
| Steals per game | 6.4 | 5.3 |
| Blocks | 52 | 109 |
| Blocks per game | 2.5 | 5.2 |
| Winning streak | 0 | - |
| Home win streak | 0 | - |
| Attendance | 170621 | 83897 |
| Home games-Avg/Game | 11-15511 | 7-11985 |
| Neutral site-Avg/Game | - | 3-746 |

Team Results

| Date | Opponent | Score | Att. |
|----------|--------------------|---------|-------|
| 11/05/19 | UC Riverside | L 47-66 | 15745 |
| 11/09/19 | Southern Utah | L 78-79 | 15828 |
| 11/15/19 | South Dakota St. | W 90-73 | 15946 |
| 11/22/19 | Southern U. | W 93-86 | 15931 |
| 11/25/19 | vs Washington St. | W 82-71 | 660 |
| 11/26/19 | vs George Mason | L 66-85 | 1066 |
| 11/27/19 | vs South Fla. | W 74-67 | 512 |
| 12/04/19 | at Georgia Tech | L 56-73 | 5133 |
| 12/07/19 | at Creighton | L 76-95 | 18068 |
| 12/13/19 | at Indiana | L 90-96 | 17222 |
| 12/15/19 | Purdue | W 70-56 | 15654 |
| 12/21/19 | North Dakota | L 74-75 | 15010 |
| 12/29/19 | A&M-Corpus Christi | W 73-52 | 14968 |
| 01/03/20 | Rutgers | L 62-79 | 15024 |
| 01/07/20 | Iowa | W 76-70 | 14722 |
| 01/11/20 | at Northwestern | L 57-62 | 5664 |
| 01/14/20 | at Ohio St. | L 68-80 | 12954 |
| 01/18/20 | Indiana | L 74-82 | 15925 |
| 01/21/20 | at Wisconsin | L 68-82 | 16856 |
| 01/25/20 | at Rutgers | L 72-75 | 8000 |
| 01/28/20 | Michigan | L 68-79 | 15868 |