

N NEBRASKA BASKETBALL

2019-20 GAME NOTES

After playing four of its last five games on the road, the Nebraska men's basketball team returns to Pinnacle Bank Arena Tuesday evening, as the Huskers welcome the Michigan Wolverines to town.

Tipoff is at 6:01 p.m. and any returned tickets will go on sale at the Pinnacle Bank Arena box office beginning at 4:30 p.m. on Tuesday.

Tuesday's game will be televised on ESPNU with Dave Feldman, Dan Dakich and Molly McGrath on the call. The game with the Wolverines will also be available on the ESPN app and on ESPN.com with authentication.

Fans can follow all of the action across the state of Nebraska on the Learfield IMG College Husker Sports Network with Kent Pavelka and Jake Muhleisen on the call. The game will also be available on Huskers.com, the Huskers app and Tuneln radio. The pregame show begins one hour prior to tipoff.

Both Michigan and Nebraska are looking to bounce back after losing games against ranked teams in the final seconds on Saturday.

Nebraska (7-13, 2-7 Big Ten) comes off a 75-72 loss at No. 24 Rutgers, as Geo Baker hit a game-winning 3-pointer with 1.3 seconds remaining. Behind the play of Cam Mack, the Huskers had rallied from a 14-point second-half deficit to take a six-point lead before Rutgers ended the game with a 9-0 run. Mack scored all 19 of his points in the second half, including a career-high four 3-pointers, while Thorir Thorbjarnarson had 17 points, including five 3-pointers, and eight boards in a losing effort.

Mack leads the Huskers in both scoring (13.3 ppg) and assists (6.7 apg), while his 32 3-pointers are second on the squad. Mack has five double-doubles this season, including the first triple-double in school history.

Michigan (11-8, 2-6 Big Ten) fell 64-62 to Illinois in Ann Arbor on Ayo Dosunmu's game winner with 0.5 seconds remaining. The Wolverines were held to 39 percent shooting and were led by Zavier Simpson's 17-point effort. Simpson is one of the best guards in the Big Ten, as he averages 12.8 points and a conference best 8.3 assists per game. Michigan, which averages 76.6 ppg, feature five players who average double figures. Senior Jon Teske paces the UM attack at 13.9 points per game while chipping in 7.6 rebounds and 2.0 blocks per contest.

GAME MATCHUP

NEBRASKA CORNHUSKERS

2019-20 Record: 7-13 (2-7 Big Ten)
Head coach: Fred Hoiberg
Record at Nebraska: 7-13 (1st year)
Career NCAA Record: 122-69 (6th year)

MICHIGAN WOLVERINES

2019-20 Record: 11-8 (2-6 Big Ten)
Head coach: Juwan Howard
Record at Michigan: 11-8 (1st year)
Career Record: same

BROADCAST INFO

Television: ESPNU
Play-by-play: Dave Feldman
Analyst: Dan Dakich
Reporter: Molly McGrath
Online Broadcast: ESPN.com and ESPN app
Radio: Learfield IMG College Husker Sports Network, including 590 AM (Omaha), 1400 AM (Lincoln) and 880 AM (Lexington)
Play-by-play: Kent Pavelka
Analyst: Jake Muhleisen
Online Radio: Available on Huskers.com, Huskers App, Tuneln.com/Huskers and Tuneln App.
SiriusXM (Internet): Ch. 976 XM: Ch. 386

PLAYER SPOTLIGHT

With 133 assists this season, Cam Mack enters Tuesday's game with Michigan needing just three assists to crack Nebraska's single-season top-10 list (Tyronn Lue, 136, 1996-97). Mack's 6.7 assists per game ranks 13th nationally as of Jan. 26.



NEBRASKA VS. MICHIGAN

21

GAME DETAILS

Date: Tuesday, Jan. 28
Time: 6:01 p.m. (CT)
Location: Lincoln, Neb.
Arena: Pinnacle Bank Arena
Tickets: Huskers.com/Tickets

MEDIA INFO

TV: ESPNU
Online Video: ESPN app/ESPN.com
Radio: Learfield IMG College
Internet Audio: Huskers.com
Huskers app/Tuneln

2019-20 SCHEDULE

Date	Opponent	TV/Internet	Result
Tues., Nov. 5	UC Riverside	BTN	L, 47-66
Sat., Nov. 9	Southern Utah	BTN+	L, 78-79 (2OT)
Fri., Nov. 15	South Dakota St.	BTN	W, 90-73
Fri., Nov. 22	Southern	BTN+	W, 93-86 (OT)
CAYMAN ISLANDS CLASSIC			
Mon., Nov. 25	vs. Washington St.	FloHoops.com	W, 82-71
Tues., Nov. 26	vs. George Mason	FloHoops.com	L, 66-85
Wed., Nov. 27	vs. South Florida	FloHoops.com	W, 74-67
BIG/ACC CHALLENGE			
Wed., Dec. 4	at Georgia Tech	ESPNU	L, 56-73
Sat., Dec. 7	at Creighton	FS1	L, 74-95
Fri., Dec. 13	at Indiana*	BTN	L, 90-96 (OT)
Sun., Dec. 15	Purdue*	BTN	W, 70-56
Sat., Dec. 21	North Dakota	BTN+	L, 74-75
Sun., Dec. 29	TAMU-Corpus Christi	BTN	W, 73-52
Fri., Jan. 3	Rutgers*	BTN	L, 62-79
Tues., Jan. 7	Iowa*	BTN	W, 76-70
Sat., Jan. 11	at Northwestern*	BTN	L, 57-62
Tues., Jan. 14	at No. 21 Ohio State*	FS1	L, 68-80
Sat., Jan. 18	Indiana*	BTN	L, 74-82
Tues., Jan. 21	at Wisconsin*	BTN	L, 68-82
Sat., Jan. 25	at No. 24 Rutgers*	BTN	L, 72-75
Tues., Jan. 28	Michigan*	ESPNU	6 p.m.
Sat., Feb. 1	No. 24 Penn State*	BTN	6 p.m.
Sat., Feb. 8	at Iowa*	BTN	5 p.m.
Tues., Feb. 11	at Maryland*	BTN	7:30 p.m.
Sat., Feb. 15	Wisconsin*	BTN	1:15 p.m.
Thurs., Feb. 20	Michigan State*	FS1	7:30 p.m.
Mon., Feb. 24	at Illinois*	BTN	7 p.m.
Thurs., Feb. 27	Ohio State*	ESPN/2	8 p.m.
Sun., March 1	Northwestern*	BTN	3:15 p.m.
Thurs., March 5	at Michigan*	FS1	5:30 p.m.
Sun., March 8	at Minnesota*	BTN	Noon
Big Ten Tournament			
Wed., March 11	at Big Ten First Round	BTN	TBA
Thurs., March 12	at Big Ten Second Round	BTN	TBA
Fri., March 13	at Big Ten Quarterfinals	BTN	TBA
Sat., March 14	at Big Ten Semifinals	CBS	TBA
Sun., March 15	at Big Ten Championship	CBS	2:30 p.m.
NCAA Tournament			
March 17-April 6	NCAA Tournament	TBD	TBA

Notes: *Big Ten Conference Game; All times listed are central and subject to change. Home games are in red and bold.

2019-20 ROSTER AT A GLANCE

No	Name	Pos.	Ht.	Wt.	Yr.	Hometown	GP/GS	MPG	PPG	RPG	APG
0	Akol Arop	F	6-6	200	Fr.	Omaha, Neb.	9/0	1.3	0.2	0.9	0.0
1	Kevin Cross	F	6-8	240	Fr.	Little Rock, Ark.	20/0	18.4	7.4	4.1	1.1
3	Cam Mack	G	6-2	175	So.	Austin, Texas	20/18	35.2	13.3	4.6	6.7
4	Shamiel Stevenson- #	G/F	6-6	245	Jr.	Toronto, Ontario, Canada	Will sit out 2019-20 season				
11	Dachon Burke Jr.	G	6-4	180	Jr.	Orange, N.J.	20/20	28.4	11.7	4.1	1.4
13	Derrick Walker - #	F	6-8	235	Jr.	Kansas City, Mo.	Will sit out 2019-20 season				
21	Jace Piatkowski	G	6-3	175	Fr.	Omaha, Neb.	Will redshirt in 2019-20				
22	Haanif Cheatham	G	6-5	194	Sr.	Fort Lauderdale, Fla.	20/20	32.2	12.1	3.8	1.4
23	Jervay Green	G	6-3	210	Jr.	Denver, Colo.	16/9	25.1	8.3	4.1	1.9
24	Yvan Ouedraogo	F	6-9	260	Fr.	Bordeaux, France	20/20	21.4	5.6	6.2	0.7
25	Matej Kavas	G	6-8	205	Sr.	Ljubljana, Slovenia	18/1	14.9	5.1	1.1	0.5
30	Charlie Easley	G	6-2	190	Fr.	Lincoln, Neb.	16/0	8.3	2.0	0.5	0.3
34	Thorir Thorbjarnarson	G	6-6	206	Jr.	Reykjavik, Iceland	20/12	26.4	8.8	4.5	1.0
44	Bret Porter	F	6-6	215	Fr.	Omaha, Neb.	Will redshirt in 2019-20				
45	Dalano Banton - #	G	6-8	195	So.	Toronto, Ontario, Canada	Will sit out 2019-20 season				

#Sitting out after transferring

2019-20 NUMERICAL ROSTER

No.	VL	Name	Pronunciation	Pos.	Ht.	Wt.	Yr.	Hometown	Previous School
0		Akol Arop	A-call uh-rope	F	6-6	200	Fr.	Omaha, Neb.	Creighton Prep HS
1		Kevin Cross		F	6-8	240	Fr.	Little Rock, Ark.	Mills University Studies HS
3		Cam Mack		G	6-2	175	So.	Austin, Texas	Salt Lake CC
4		Shamiel Stevenson	Sha-meal	G	6-6	245	Jr.	Toronto, Ontario, Canada	University of Nevada
11		Dachon Burke Jr.	DAY-shawn	G	6-4	180	Jr.	Orange, N.J.	Robert Morris
13		Derrick Walker		F	6-8	235	Jr.	Kansas City, Mo.	University of Tennessee
21		Jace Piatkowski	Pie-it-COW-ski	G	6-3	175	Fr.	Omaha, Neb.	Elkhorn South HS
22		Haanif Cheatham	Hah-NEEF CHEE-tum	G	6-5	194	Sr.	Fort Lauderdale, Fla.	Florida Gulf Coast University
23		Jervay Green		G	6-3	210	Jr.	Denver, Colo.	Western Nebraska CC
24		Yvan Ouedraogo	I-van WOO-drah-oh-goh	F	6-9	260	Fr.	Bordeaux, France	INSEP
25		Matej Kavaz	MAH-tey KAH-vahs	G	6-8	205	Sr.	Ljubljana, Slovenia	Seattle University
30		Charlie Easley		G	6-2	190	Fr.	Lincoln, Neb.	Pius X HS
34	**	Thorir Thorbjarnarson	Thor-EAR thorb-YAR-nar-son	G	6-6	206	Jr.	Reykjavik, Iceland	Menntaskólinn i Reykjavik
44		Bret Porter		F	6-6	215	Fr.	Omaha, Neb.	Millard North HS
45		Dalano Banton	duh-LAH-no BAN-ten	G	6-8	195	So.	Toronto, Ontario, Canada	Western Kentucky University

2019-20 COACHING STAFF

Name	Pronunciation	Title	Year at Nebraska	Alma Mater (Year)
Fred Hoiberg		Head Coach	First	Iowa State (1995)
Matt Abdelmassih	Abdel-massey	Assistant Coach	First	St. John's (2007)
Doc Sadler		Assistant Coach	First as Asst./Seventh	Arkansas (1982)
Armon Gates		Assistant Coach	Second	Kent State (2006)
Bobby Lutz	Lootz	Special Assistant to the Head Coach	First	UNC Charlotte (1980)
Tim Wilson		Basketball Strength Coach	Ninth	Nebraska (1981)
Matt Holt		Video Coordinator	Third	New Haven (2013)
Luca Virgilio	Vir-Jill-e-o	Director of Basketball Operations	First	Universita degli Studi di Roma Tre (2012)
Bertram "Buzzy" Caruthers		Director of Player Development	First	Hampton (2006)
Vince Fritz		Graduate Manager	Second	Missouri Southern (2018)
John Harris Jr.		Graduate Manager	First	Benedictine (2017)

TEAM COMPARISON

Nebraska Cornhuskers			Michigan Wolverines		
2019-20 Team Statistics (Record: 7-13, 2-7)			2019-20 Team Statistics (Record: 11-8, 2-6)		
Category	Nebraska	OPP	Category	Michigan	OPP
SCORING	1446	1504	SCORING	1455	1323
Points per game	72.3	75.2	Points Per Game	76.6	69.6
Scoring margin	-2.9	-	Margin	+6.9	--
FIELD GOALS-ATT	520-1245	584-1346	FIELD GOALS-ATT	548-1171	502-1161
Field goal pct	.418	.434	Field Goal Percentage	.468	.432
3 POINT FG-ATT	171-511	163-524	3-POINT FG-ATT	158-459	96-305
3-point FG pct	.335	.311	3-Point FG Percentage	.344	.315
3-pt FG made per game	8.6	8.2	3-Point FG made per game	8.3	5.1
FREE THROWS-ATT	235-391	173-263	FREE THROWS-ATT	201-283	223-331
Free throw pct	.601	.658	Free Throw Percentage	.710	.674
F-Throws made per game	11.8	8.7	F-Throws made per game	10.5	11.7
REBOUNDS	716	918	REBOUNDS	679	678
Rebounds per game	35.8	45.9	Rebounds Per Game	35.7	35.7
Rebounding margin	-10.1	-	Rebounding Margin	+0.1	--
ASSISTS	288	287	ASSISTS	291	189
Assists per game	14.4	14.4	Assists Per Game	15.3	9.9
TURNOVERS	220	279	TURNOVERS	211	225
Turnovers per game	11.0	14.0	Turnovers Per Game	11.1	11.8
Turnover margin	+3.0	-	Turnover Margin	+0.7	--
Assist/turnover ratio	1.3	1.0	Assist/Turnover Ratio	1.4	0.8
STEALS	129	102	STEALS	106	95
Steals per game	6.5	5.1	Steals Per Game	5.6	5.0
BLOCKS	51	103	BLOCKS	86	46
Blocks per game	2.6	5.2	Blocks Per Game	4.5	2.4

NUMBERS TO KNOW

3.00 - Cam Mack ranks fifth nationally among all power conference players with a 3.00-to-1 assist-to-turnover ratio in conference play. As of Jan. 26, only six power conference players have a 3.00-to-1 assist-to-turnover ratio in league contests.

No.	Name	School	Conf Asst-to-TO
1.	Jordan Goldwire	Duke	4.50
2.	Tyger Campbell	UCLA	4.29
3.	Quincy McKnight	Seton Hall	3.56
4.	Wabissa Bede	Virginia Tech	3.12
5.	Cam Mack	Nebraska	3.00
	Connor McCaffery	Iowa	3.00

Min. 3.0 asst/gm

7.4 - Kevin Cross has been one of the Big Ten's top scoring reserves this season. He ranks fifth among players who have exclusively come off the bench in 2019-20, and is the only freshman in the group. Cross ranks sixth among Big Ten true freshmen in scoring this season.

No.	Name	School	PPG
1.	Izaiah Brockington	Penn State	9.6
2.	Jacob Young	Rutgers	8.7
3.	Alan Griffin	Illinois	8.4
4.	David DeJulius	Michigan	7.7
5.	Kevin Cross	Nebraska	7.4

Min 12 games; 0 starts

16 - Double figure scoring runs that Nebraska has had in 2019-20 following an 11-0 run at Rutgers.

PROBABLE STARTERS (BASED ON LAST GAME STARTERS)



#3 Cam Mack | G | So. | 6-2 | 175 | Austin, Texas

2019-20 Averages: PPG: 13.3 | RPG: 4.6 | APG: 6.7 | SPG: 1.2

Worth Noting: Ranks third in B1G in assists and second in assist-to-TO ratio...Five double-doubles, including four in Big Ten play...Had 16 of his 19 points in the second half at No. 24 Rutgers...Finished with 20 points and nine assists vs. Indiana...Posted 11 points, 10 rebounds and seven assists at Northwestern...Had 15 points and 10 assists vs. Iowa...Posted first triple-double in NU history with 11 points, 10 rebounds and 12 assists vs. Purdue...Scored a season-high 24 points vs. South Dakota State...Rated the top point guard & No. 3 overall recruit by JUCORECruiting.com in 2019...Averaged 19.1 ppg, 7.6 apg, 5.9 rpg and 2.4 spg at Salt Lake City CC...Totaled five 30-point games, including a 40-point outburst against Casper College.

Collegiate Career Bests: Pts: 24 | Reb: 10 (2x) | Ast: 12 | Stl: 3 (2x)

#11 Dachon Burke Jr. | G | Jr. | 6-4 | 180 | Orange, N.J.

2019-20 Averages: PPG: 12.2 | RPG: 4.2 | APG: 1.2 | SPG: 1.4

Worth Noting: Is third in B1G in steals...11 double-figure games, including a trio of 20-point efforts...Had a season-high five assists at No. 24 Rutgers...Finished with 20 points on 10-of-14 shooting and eight boards at Wisconsin...Totaled 18 points and seven caroms against Purdue...Led Nebraska with 25 points, including 4-of-8 from 3-point range, at Indiana...Sat out 2018-19 season after two years at Robert Morris...Was a second-team All-Northeast Conference pick in 2017-18, averaging 17.6 points, 5.8 rebounds and 2.1 steals per game...Fourth in the NEC in scoring and led the lead in steals as a sophomore...Prepped at Coastal Academy, where he averaged 17.2 points, 6.0 assists and 4.0 rebounds per game.

Collegiate Career Bests (including Robert Morris): Pts: 29 | Reb: 14 | Ast: 6 | Stl: 6

#34 Thorir Thorbjarnarson | G | Jr. | 6-6 | 206 | Reykjavik, Iceland

2019-20 Averages: PPG: 8.8 | RPG: 4.4 | APG: 1.1 | SPG: 1.1

Worth Noting: Started last 12 contests, averaging 13 ppg and 5.0 rpg in that span...Is second in B1G in 3-point percentage (.459)...Matched career highs in points (17) and 3-pointers (five) while adding eight boards at No. 24 Rutgers...Finished with 13 points, nine rebounds and three steals vs. Indiana...Hit five 3-pointers as part of a 15-point night at No. 21 Ohio State...Finished with 17 points and nine rebounds vs. Iowa...Had 17 points at Indiana...Averaged 10 ppg playing for Iceland National Team at the Games of the Small States of Europe...Started seven times in 2019, including all five postseason games...Grabbed a career-high 10 rebounds against No. 24 Wisconsin in 2018-19...NU's first scholarship player from Iceland.

Collegiate Career Bests: Pts: 17 (2x) | Reb: 10 | Ast: 5 | Stl: 5

#22 Haanif Cheatham | G | Sr. | 6-5 | 194 | Fort Lauderdale, Fla.

2019-20 Averages: PPG: 12.1 | RPG: 3.8 | APG: 1.4

Worth Noting: Reached double figures in 13 of last 16 games after scoring 10 points at No. 24 Rutgers...Went over 1,000 career points with 17 points vs. TAMU-CC...Had 21 points, six boards and three assists at Indiana...Recorded first career double-double with 14 points and 11 boards at Georgia Tech...Had a career-high 26-point effort vs. USF...Spent 2018-19 season at FGCU, averaging 13.2 ppg and 4.8 rpg before shoulder surgery...Spent two-plus seasons at Marquette where he started 63 games...Chosen as the team's best defender in 2015-16 and 2016-17...Averaged 11.8 ppg as a freshman to earn Big East All-Freshman team honors...Was a top-100 recruit at Pembroke Pines Charter High School, where he averaged 24.0 points, 5.0 rebounds and 3.0 assists per game.

Collegiate Career Bests (including Marquette/FGCU): Pts: 26 | Reb: 11 | Ast: 6 (3x) | Stl: 3 (4x)

#24 Yvan Ouedraogo | F | Fr. | 6-9 | 260 | Bordeaux, France

2019-20 Averages: PPG: 5.6 | RPG: 6.2

Worth Noting: Held to two points at Rutgers...Grabbed eight boards at Wisconsin...Reached double figures with 10 points and five boards at No. 21 Ohio State...Recorded first career double-double with 11 points and 14 rebounds vs. TAMU-CC...Led NU with nine boards and added nine points vs. UND...Finished with nine points and 10 boards at Indiana...Grabbed 12 boards vs. South Dakota State...Top 150 recruit by 247Sports...Played for the French U-18 team at the European Championships, averaging 4.0 points and 3.6 rebounds despite being the second-youngest player on the roster...Attended the National Institute of Sport, Expertise and Performance (INSEP), the same program which produced Clint Capela, Boris Diaw and Tony Parker.

Collegiate Career Bests: Pts: 11 (2x) | Reb: 14 | Ast: 3 | Stl: 2 | Bl: 2

NATIONAL POLLS

AP TOP 25 (JAN. 27)

No	Team (1st)	Record	Points	Prev.
1	Baylor	17-1	1578	1
2	Gonzaga	21-1	1552	2
3	Kansas	16-3	1434	3
4	San Diego State	21-0	1408	4
5	Florida State	17-2	1318	5
6	Louisville	17-3	1277	6
7	Dayton	18-2	1163	7
8	Villanova	16-3	1110	9
9	Duke	16-3	1084	8
10	Seton Hall	15-4	1055	10
11	Oregon	17-4	926	12
12	West Virginia	16-3	874	14
13	Kentucky	15-4	839	15
14	Michigan State	15-5	751	11
15	Maryland	16-4	650	17
16	Butler	16-4	631	13
17	Auburn	17-2	619	16
18	Iowa	14-5	545	19
19	Illinois	15-5	483	21
20	Colorado	16-4	314	23
21	Houston	16-4	296	25
22	LSU	15-4	260	NR
23	Wichita State	17-3	161	NR
24	Penn State	14-5	114	NR
25	Rutgers	15-5	102	24

Others receiving votes: Creighton 59, Arizona 55, Texas

Tech 33, Ohio State 16, Indiana 15, East Tennessee State 14, Northern Iowa 13, Memphis 11, USC 9, Rhode Island 6, Purdue 6, Florida 4, Arkansas 3, Saint Mary's 3, Tulsa 3, SMU 3, Wisconsin 1, Akron 1, Harvard 1

USA TODAY COACHES POLL (JAN. 27)

No	Team (1st)	Record	Points	Prev.
1	Baylor (15)	17-1	782	2
2	Gonzaga (17)	21-1	780	1
3	Kansas	16-3	711	3
4	San Diego State	21-0	701	4
5	Louisville	17-3	646	5
6	Florida State	17-2	632	6
7	Dayton	18-2	593	7
8	Duke	16-3	565	8
9	Seton Hall	15-4	521	10
10	Villanova	16-3	511	11
11	West Virginia	16-3	432	15
12	Oregon	17-4	424	13
13	Kentucky	15-4	414	14
14	Michigan State	15-5	403	9
15	Maryland	16-4	362	17
16	Auburn	17-2	312	16
17	Butler	16-4	282	12
18	Iowa	14-5	268	19
19	Illinois	15-5	235	22
20	Houston	16-4	157	24
21	Colorado	16-4	121	NR
22	Wichita State	17-3	115	22
23	Penn State	14-5	76	NR
24	Louisiana State	15-4	74	NR
25	Rutgers	15-5	72	25

Others receiving votes: Arizona 49; Texas Tech 47; Creighton 41; Ohio St. 14; Indiana 14; Tulsa 12; St. Mary's 8; Yale 7; Marquette 7; Arkansas 6; Northern Iowa 2; Stanford 1; Southern California 1; Memphis 1; East Tennessee St. 1.

BIG TEN STANDINGS/SCHEDULE (AS OF JAN. 26)

Team	B1G	Pct.	Overall	Pct.
Illinois	7-2	.778	15-5	.750
Michigan State	7-2	.778	15-5	.750
Maryland	6-3	.667	16-4	.800
Rutgers	6-3	.667	15-5	.750
Iowa	5-3	.625	14-5	.737
Indiana	5-4	.556	15-5	.750
Wisconsin	5-4	.556	12-8	.600
Minnesota	5-5	.500	11-9	.550
Penn State	4-4	.500	14-5	.737
Purdue	4-5	.444	11-9	.550
Ohio State	3-6	.333	13-7	.650
Michigan	2-6	.250	11-8	.579
Nebraska	2-7	.222	7-13	.350
Northwestern	1-8	.111	6-13	.316

SCHEDULE

Jan.			
21	*Maryland 77, Northwestern 66 *Illinois 79, Purdue 62 *Wisconsin 82, Nebraska 68		
22	*Penn State 72, Michigan 63 *Iowa 85, Rutgers 80		
23	*Minnesota 62, Ohio State 59 *Indiana 67, Michigan State 63		
24	*Purdue 70, Wisconsin 51		
25	*Illinois 64, Michigan 62 *Rutgers 75, Nebraska 72		
26	*Maryland 77, Indiana 76 *Michigan State 70, Minnesota 52 *Ohio State 71, Northwestern 59		
27	*Wisconsin at Iowa	7:30 p.m.	BTN
28	*Michigan at Nebraska *Purdue at Rutgers	6 p.m. 7 p.m.	ESPNU BTN
29	*Northwestern at Michigan State *Indiana at Penn State	5:30 p.m. 7:30 p.m.	BTN BTN
30	*Minnesota at Illinois *Iowa at Maryland	6:30 p.m. 7:30 p.m.	FS1 BTN
Feb.			
1	*Indiana at Ohio State *Michigan State at Wisconsin *Rutgers vs. Michigan *Penn State at Nebraska *Purdue at Northwestern	11 a.m. Noon 3:30 p.m. 6 p.m. 8 p.m.	ESPN/2 FOX BTN BTN BTN
2	*Illinois at Iowa	Noon	FS1
4	*Rutgers at Maryland *Ohio State at Michigan *Penn State at Michigan State	6 p.m. 6 p.m. 7 p.m.	FS1 ESPN/ESPN2 BTN
5	*Iowa at Purdue *Wisconsin at Minnesota	6 p.m. 8 p.m.	BTN BTN

*-Conference game

MICHIGAN PROBABLE STARTERS (based on last game)

No.	Name	Pos.	Yr.	Ht.	Wt.	G/GS	PPG	RPG	Other
TBD									
55	Eli Brooks	G	Jr.	6-1	185	19/19	10.8	3.3	2.2 apg
21	Franz Wagner	G	Fr.	6-9	205	15/15	10.1	4.4	1.1 spg
2	Isaiah Livers	F	Jr.	6-7	230	13/13	13.1	3.4	.500 3pt. pct.
15	Jon Teske	C	Sr.	7-1	265	19/19	13.9	7.6	2.0 bpg

SCOUTING MICHIGAN

Michigan comes into Tuesday's contest with an 11-8 record (2-6 Big Ten) following a 64-62 setback to Illinois on Saturday. In that game, Ayo Dosunmu's jumper with 0.5 seconds left was the difference, as he led all scorers with 27 points. Zavier Simpson led three Wolverines in double figures with 17 points on 7-of-12 shooting.

Michigan is led by first-year head coach Juwan Howard, who took over the Michigan program following John Beilein's departure for the Cleveland Cavaliers in May of 2019. Howard, who starred at Michigan during the Fab 5 era, spent 19 seasons in the NBA playing for eight franchises and won two NBA titles with the Miami Heat in 2012-13. He worked in the Miami Heat organization for six seasons, the final five as an assistant coach before returning to his alma mater.

The Wolverines raced out to a 7-0 start, including wins over Creighton, Iowa State, North Carolina and current No. 2 Gonzaga to move from unranked to No. 4 in the country in early December. Michigan entered 2020 with a 10-3 mark, but have gone just 2-5 since then. Michigan has been without the services of Isaiah Livers for six games until he returned to action on Saturday. Livers is second on the team in scoring at 13.1 ppg and is shooting 50 percent from 3-point range.

Despite the injury, the Wolverines have one of the most talented rosters in the Big Ten with four other players averaging double figures. Senior center Jon Teske leads the Wolverines in scoring (13.9 ppg), rebounding (7.6 rpg) and blocked shots (2.0 bpg) while shooting 53 percent from the floor. Senior point guard Zavier Simpson is averaging (12.8) ppg and leads the Big Ten in assists with 8.3 apg, but has been suspended for Tuesday's game. Eli Brooks (10.8 ppg) and freshman Franz Wagner (10.1 ppg) are also averaging double figures.

Series History: Tuesday's meeting is the 20th between the Huskers and Wolverines and the first of two meetings in 2019-20 (also March 5 in Ann Arbor). Michigan leads the all-time series, 16-3, in a series that dates back to 1949, although the Wolverines' win over the Huskers in the 1992 Rainbow Classic was later vacated. Michigan has won 10 of the 11 meetings since Nebraska joined the Big Ten with the only win coming in a 72-52 win during the 2017-18 campaign. One of Nebraska's three wins in the series was a 74-73 win over No. 1 Michigan at the NU Coliseum on Dec. 12, 1964. In that game, Fred Hare's buzzer beater knocked off the Cazzie Russell-led Wolverines. That win is one of three wins over No. 1 ranked teams in Nebraska's history.

LAST TIME OUT

The Nebraska men's basketball team erased a 14-point second-half deficit Saturday afternoon at No. 24 Rutgers, but the Scarlet Knights scored the final nine points to rally for a 75-72 victory. Nebraska led 72-66 with less than three minutes to play, but Geo Baker hit a pair of 3-pointers down the stretch, including the game-winner with 1.1 seconds remaining. Baker, who was 1-of-13 from 3-point range since returning to action after an injury, hit his only two baskets of the game after Nebraska rallied back from a 14-point second-half deficit into a six-point lead. Nebraska nearly pulled out the come-from-behind win thanks to a big second half from Cam Mack, who was limited in the first half due to foul trouble. Mack scored 16 of his 19 points in the final period, going 6-of-7 from the field with a career-high four 3-pointers. Thorir Thorbjarnarson tied his career highs with five 3-pointers and 17 points, falling just short of a double-double

NEBRASKA-MICHIGAN AT A GLANCE

- All-time: Michigan leads 16-3
 - In Lincoln: Michigan leads, 4-3
At Pinnacle Bank Arena: Michigan leads, 3-1
 - In Ann Arbor: Michigan leads, 9-0
At Crisler Center: Michigan leads, 6-0
 - In Honolulu, Hawaii: Michigan leads, 1-0
 - In Kansas City: Michigan leads, 1-0
 - In Big Ten Conference games: Michigan leads, 9-1
 - In Big Ten Tournament games: Michigan leads, 1-0
- Note: Michigan vacated win against NU in 1992

Husker-Wolverine Superlatives

- Most consecutive wins (year ended): Nebraska 1 (1956, 1964; 2017); Michigan 10 (1980-2017)
- Most points scored: Nebraska, 85, at Ann Arbor, Mich., Jan. 14, 2017; Michigan, 93, at Lincoln, Neb., March 5, 2017
- Highest combined score: 176, Michigan, 91, Nebraska, 85, at Ann Arbor, Mich., Jan. 14, 2017
- Biggest winning margin: Nebraska, 20, at Lincoln, Neb., Jan. 18, 2018; Michigan, 36, at Lincoln, Neb., March 5, 2017

Date	Site	Rankings	Result	Neb.	Mich.
12-29-49	N	-/-	L	65	67
12-10-55	A	-/-	L	71	77
12-8-56	H	-/-	W	73	60
12-7-57	A	-/-	L	57	81
12-6-63	A	-/6	L	55	80
12-12-64	H	-/1	W	74	73
3-6-80	A	-/-	L	69	76
12-28-92!	N	20/6	L	73	88
2-8-12	H	-/22	L	46	62
1-9-13	H	-/2	L	47	62
1-9-14	H	-/-	L	70	71
2-5-14	A	-/10	L	50	79
1-27-15	A	-/-	L	44	58
1-23-16	H	-/-	L	68	81
1-14-17	A	-/-	L	85	91
3-5-17	H	-/-	L	57	93
1-18-18	H	-/23	W	72	52
3-2-18	N	-/15	L	58	77
2-28-19	A	-/9	L	53	82

!-later vacated

WORTH NOTING

- Nebraska's 11 3-pointers at Rutgers marked the sixth time the Huskers hit at least 10 3-pointers in a game this season.
- Thorir Thorbjarnarson tied his career high in both points (17) and 3-pointers (five). He had 17 points on two other occasions, most recently against Indiana on Jan. 18.
- Nebraska matched Rutgers with 30 points in the paint today after being outscored 52-24 in the paint in the first meeting on Jan. 3.
- Cam Mack's four 3-pointers were a season high, as he had 16 of his 19 points in the second half.
- Nebraska falls to 0-2 vs. ranked teams this season.
- NU had an 11-0 run in the second half, the 16th time NU has had a double-digit run this season.

after grabbing eight rebounds. Jervay Green added 11 points off the bench, while Haanif Cheatham chipped in 10 points, as the Huskers had four players in double figures.

NU knocked down 11 3-pointers, and the Huskers' 72 points were the most Rutgers has allowed during its 14-game home winning streak. Nebraska was only out-rebounded by seven after the Scarlet Knights grabbed 17 more boards than the Huskers in the first meeting this season. But Rutgers had 10 offensive rebounds and outscored Nebraska 17-5 in second-chance points, and both the Scarlet Knights' game-tying and game-winning 3-pointers came after offensive rebounds.

STORYLINES

- Tuesday's game features the two newest coaches in the Big Ten in Fred Hoiberg and Michigan Juwan Howard. Hoiberg went 1-1 against the Wolverines while coaching at Iowa State, including a 77-70 win over No. 7 Michigan in Ames on Nov. 17, 2013. No. 14 Michigan downed the Cyclones 76-66 on Dec. 3, 2011 in Ann Arbor in the other meeting. In addition, the pair faced off one time in college, a 94-72 Michigan win at the Palace of Auburn Hills in 1992.

- Tuesday's game was going to feature two of the Big Ten's premier point guards in Michigan's Zavier Simpson and Nebraska's Cam Mack. Simpson leads the Big Ten in assists at 8.3 per game, while Mack is third in the conference at 6.7 assists per game. Both players have 2.5-to-1 assist-to-turnover ratios to rank second in the conference, but Simpson will not play on Tuesday.

- ESPN's BPI has Nebraska with the sixth-hardest strength of schedule remaining as of Jan. 25. In fact, eight of the top 10 are from the Big Ten, while all 14 conference teams are in the top 25.

- Nebraska is in a stretch where it will play 14 straight games against teams currently ranked in the top 50 of the NET. In all, 12 of the 14 Big Ten teams are ranked in the top 46 of the NET as of Jan. 25.

- Nebraska enters the Michigan contest averaging 72.3 points per game, which matches NU's highest average since the 1996-97 season.

- Nebraska has relied on its balance during the 2019-20 season. NU has put at least four players in double figures 15 times in the first 20 contests. The Huskers put five players in double figures three times, most recently against Iowa on Jan. 7. The Huskers currently have three players averaging double figures overall, including four in conference games.

- Despite being undersized and having just one player who had played in a Big Ten game entering the season, Nebraska's play in Big Ten action is starting to resemble the team's that Coach Hoiberg had at Iowa State, especially with ball movement and limiting turnovers. NU is in the top three in five offensive categories entering the weekend, including assist-to-turnover ratio and 3-point shooting.

Big Strides in Conference Play

Category	2019-20 (B1G)	2018-19 (B1G)	Times Leading Big 12 during Hoiberg's tenure
3-Pt./GM	9.4 (1st)	6.8 (8th)	(3) 2011-12; 2012-13; 2014-15
Asst/GM	15.9 (3rd)	11.7 (10th)	(2) 2013-14; 2014-15
Asst-to-TO Ratio	1.7-to-1 (2nd)	1.2-to-1 (5th)	(2) 2013-14; 2014-15
Turnover Margin	+2.9 (2nd)	+2.0 (4th)	(0) None
Turnovers/Gm	9.3 (3rd)	9.6 (3rd)	(1) 2014-15

as of Jan. 26

- Sophomore Cam Mack has made an impact in his first season at Nebraska. He is 13th nationally with 6.7 assists per game, which is on pace to be the most by a Husker since the 1984-85 season, and ranks 31st nationally with his 2.46-to-1 assist-to-turnover ratio. Mack's assist-to-turnover ratio is on pace to be one of the best in school history.

Best Assist/Turnover Ratios (Since 1979)

No.	Ratio	Player	Asst.-TO	Year
1.	3.05	Brian Carr	201-66	1985-86
2.	2.73	Jamar Johnson	123-45	1993-94
3.	2.58	Brian Carr	237-92	1984-85
4.	2.54	Jack Moore	109-43	1981-82
5.	2.52	Charles Richardson Jr.	179-71	2006-07
-	2.46	Cam Mack	129-51	2019-20

min. 3.0 assists/gm

- Cam Mack is the only Husker in the last 30 years to have multiple points-assists double-doubles in the same season as he has four this season, including three in Big Ten play. From 1989-90 to the end of the 2018-19 season, it had happened just five times. Mack's consecutive points-assists double-doubles against Indiana and Purdue were the first since Brian Carr in December of 1985 (vs. UC-Irvine and Creighton).

Husker Points/Assists Double-Doubles (Last 30 years)

No.	Pts.	Asst.	Opponent
Cam Mack	15	10	vs. Iowa, 1/7/20
Cam Mack	11	12	vs. Purdue, 12/13/19
Cam Mack	15	10	at Indiana, 12/13/19
Cam Mack	13	11	vs. Southern Utah, 11/11/19
Glynn Watson Jr.	10	10	vs. Cal State Fullerton, 12/20/18
Lance Jeter	10	10	vs. Kansas, 2/5/11
Lance Jeter	12	12	at Kansas State, 2/7/10
Sek Henry	11	11	at TCU, 11/21/09
Tom Wald	11	11	vs. Appalachian State, 12/31/94

- Nebraska enters Tuesday's game leading in the Big Ten in turnover margin with +3.0 per game. The Huskers are third in the Big Ten in forcing turnovers (14.0 per game) and taking care of the basketball (11.0 per game). NU is 16th nationally in fewest turnovers per game. During his tenure at Iowa State, Hoiberg's teams ranked in the top three in the Big 12 in fewest turnovers per game in four of his five seasons at the school.

LEARFIELD IMG COLLEGE HUSKER SPORTS NETWORK

Kent Pavelka

- Is in his 33rd season of calling Husker basketball
- Called NU basketball for two stretches from 1974-1996 before returning to play-by-play duties in 2006-07
- Called his 1,000th Husker basketball game in 2018-19
- Six-time Nebraska Sportcaster of the Year who was inducted into the Nebraska Broadcasters Hall of Fame in 2019

Jake Muhleisen

- Is in his second season as full-time color analyst after filling in part time for several seasons
- Four-year starter at Nebraska from 2002-05
- Three-year team captain during his career

Ben McLaughlin

- Co-hosts Sports Nightly and works on the HSN football and baseball broadcasts

2019-20 Network Affiliates

City	Station	Location
Ainsworth	KBRB	1400 AM
Alliance	KCOW	1400 AM
Beatrice	KWBE	1450 AM
Broken Bow	KBBN	95.3 FM
Chadron	KCSR	610 AM
Columbus	KJSK	900 AM
Fairbury	KGMT	1310 AM
Falls City	KTNC	1230 AM
Fremont	KFMT	105.5 FM
Grand Island	KRGI	1430 AM
Hastings	KHAS	1230 AM
Holdrege	KUVR	1380 AM
Kearney	KGFW	1340 AM
Lexington	KRVN	880 AM
Lincoln	KLIN	1400 AM
McCook	KSWN	93.9 AM
Nebraska City	KNCY	1600 AM
Nebraska City	KBIE	103.1 FM
Norfolk	KNEN	94.7 FM
North Platte	KODY	1240 AM
North Platte	KXNP	106.1 FM
O'Neill	KRBX	102.9 FM
Omaha	KXSP	590 AM
Scottsbluff	KNEB	960 AM
Sidney	KSID	1340 AM
Superior	KRFS	1600 AM
Superior	KRFS	103.9 FM
Valentine	KVSH	940 AM

Nationwide

- Huskers.com and Huskers App
- TuneIn.com/Huskers and TuneIn App
- SiriusXM Satellite Radio

QUICK FACTS

University of Nebraska Information

Location	Lincoln, Neb.
Founded	1869
Enrollment	25,332
Nickname	Cornhuskers, Huskers
Colors	Scarlet & Cream
Affiliation	NCAA Division I
Conference	Big Ten Conference
Home Arena	Pinnacle Bank Arena
Capacity/Year Opened	15,000/2013
Chancellor	Ronnie Green
Faculty Rep.	Josephine Potuto, J.D.
Athletics Director	Bill Moos
Deputy A.D./Chief of Staff	John Johnson
Athletic Dept. Phone	(402) 472-4224
Assistant A.D./Ticketing	Holly Adam
Ticket Office Phone	(402) 472-3111 or 1-800-8BIGRED
Website	Huskers.com

Basketball History

First year of basketball	1896-97
Regular-season conference titles (last)	7 (1950)
Postseason conference titles (last)	1 (1994)
All-time postseason appearances	26
All-time postseason record	24-25
NCAA Appearances (last)	7 (2014)
NIT Appearances (last)	19 (2019)

Basketball Staff

Head Coach	Fred Hoiberg
Alma Mater (Year)	Iowa State (1995)
Record at Nebraska	7-13 (1st season)
Overall NCAA Coaching Record	122-69 (6th season)
Assistant Coaches	Matt Abdelmassih (1st season)
	Armon Gates (2nd season)
	Doc Sadler (1st season as asst./7th season overall)
Special Assistant to the Head Coach	Bobby Lutz (1st season)
Strength Coach	Tim Wilson
Graduate Managers	Vince Fritz and Jon Harris Jr.
Director of Operations	Luca Virgilio
Asst. Director of Operations	Sheryl Burbach
Video Coordinator	Matt Holt
Director of Player Development	Buzzy Caruthers
Assistant Athletic Trainer	R.J. Pietig
Equipment Manager	Pat Norris

2019-20 Team Information

2018-19 Record	19-17 (13-5 H, 2-10 A, 4-2 N)
Big Ten Record (Finish)	6-14 (13th)
Big Ten Championship	2-1, def. Rutgers, 68-61
	def. Maryland, 69-61; lost to Wisconsin, 62-66
Postseason	NIT 1-1; def. Butler, 80-76; lost at TCU, 72-88
Starters Returning/Lost	0/5
Lettermen Returning/Lost	1/11
Scholarship Newcomers	11

Communications Contact

Sr. Assoc. Director/MBB Contact	Shamus McKnight
Office Phone	(402) 472-777
Cell Phone	(402) 540-0268
E-Mail	smcknight@huskers.com
Press Row Phone	(402) 904-5925
Communications Mailing Address	One Memorial Stadium, P.O. Box 880123, 800 Stadium Drive, Lincoln, NE 68588-0123

• It is not surprising that Nebraska has relied on its 3-point shooting, as Hoiberg's Iowa State teams led the Big 12 in 3-pointers in four of his five seasons at the school. The Huskers are on pace to average 8.6 3-pointers per game, a total which would rank second in school history and be the most since the 2001-02 campaign.

Most 3-Pointers/Game in School History

No.	School	Games	3-Pointers/Game
1.	2001-02	28	9.54
-	2019-20	20	8.55
2.	2006-07	31	7.87
3.	2018-19	36	7.50

• Freshman Yvan Ouedraogo leads the Huskers in rebounding at 6.2 per game, which would be the highest season average by a Husker freshman in 15 years (Aleks Maric, 6.3 rpg in 2004-05). Ouedraogo's 14 rebounds vs. Texas A&M-Corpus Christi on Dec. 29 were the most by a Husker freshman since 2004 (15, Maric vs. UAB) and tied for the third-highest total by a Husker freshman in the last 20 years.

• The Huskers have played three overtime games in 2019-20, posting a 1-2 record. NU's single-season record is four, set five times, most recently in 2007-08. As of Jan. 17, Nebraska has played in three of the Big Ten's nine overtime games in 2019-20, including the first meeting with Indiana.

• Freshman guard Charlie Easley was put on scholarship for the spring semester. Easley has played in 16 games as a backup guard, including each of Nebraska's nine Big Ten contests. Easley has averaged 3.6 ppg during this month after averaging just 1.0 ppg in his first nine contests. He had a career-high eight points against Indiana and seven points in Saturday's loss to No. 25 Rutgers.

• Nebraska returns a national-low 1.9 percent of its scoring from last season and the 50 returning points is the lowest by any power conference team since 2009 according to noted statistician Ken Pomeroy.

Fewest Returning PPG from 2018-19

No.	School	Returning PPG	Pct. of Scoring
1	Nebraska	2.0 PPG	1.9%
2.	Tulane	10.8 PPG	12.2%
3.	South Dakota St.	15.8 PPG	16.9%
4.	Virginia Tech	13.3 PPG	18.1%
5.	Washington	13.9 PPG	19.8%

Courtesy: Virginia Tech SID office

SETTING A FAST PACE

Not only are the Huskers adjusting to a whole new roster, but playing at a significantly faster pace than in previous years. The Huskers are 14th nationally in offensive tempo, as their average possession is 15.3 seconds per possession as of Jan. 26.

• The only power conference schools that play at a faster pace are Alabama (seventh) and St. John's (11th).

• Of the top 25 teams in terms of pace nationally, Nebraska is second only to Gonzaga in lowest turnover rate as of Jan. 26.

• In his five full seasons as a college coach, Hoiberg's teams have ranked in the top 20 in offensive tempo four times, including top-10 rankings in both 2014 and 2015.

• Hoiberg's first Iowa State team in 2010-11 jumped from 67th to 20th nationally in offensive pace and ranked in the top 40 nationally in adjusted tempo in four of his five seasons in Ames, including top-15 nationally in his last two campaigns.

• In the KenPom era (1997-present), only one Husker team has ranked among the top 100 nationally in adjusted tempo - the 1999-2000 Huskers under Danny Nee. The Huskers' quickest offensive tempo in the last decade was in 2017-18 when the Huskers were 140th in offensive tempo.

PACE UNDER HOIBERG

Year	Avg. Poss. Length	NCAA Rank
2010-11	15.9	20th
2011-12	16.9	62nd
2012-13	15.8	12th
2013-14	15.2	8th
2014-15	14.6	2nd
2019-20	15.3	14th

as of Jan. 26

MACK DELIVERS AS HUSKERS' LEAD GUARD

Junior college transfer Cam Mack was the cornerstone of the Huskers' recruiting class, and has lived up to the billing during the first half of the year. Mack was the No. 3 JUCO recruit in the country last year at Salt Lake CC and has made an impact in his first season at Nebraska.

Mack, who was listed as the top JC point guard recruit in the country, enters the Michigan contest averaging 13.3 points per game while leading the Huskers in assists (6.7) and assist-to-turnover ratio (2.5-to-1).

• He is third in the Big Ten in assists per game and assist-to-turnover ratio while ranking 10th in steals.

• Mack is tied for the national lead with four games with at least 10 points and 10 assists. In fact, only 12 players in Division I have at least three double-doubles with points and assists this season as of Jan. 26.

• His 6.7 assists per game is on pace to rank third in school history, trailing only Brian Carr, who averaged 7.9 assists per game in 1984-85 and 6.7 assists per game in 1985-86.

• Mack has been even better in Big Ten play, leading the conference in assists (7.8 apg) and assist-to-turnover ratio (3.0-to-1) in conference games only. He has four of his five double-doubles in Big Ten action.

ASSISTS PER GAME

No.	Name	APG
1.	Brian Carr (1985)	7.90
2.	Brian Carr (1986)	6.70
-	Cam Mack (2020)	6.65
3.	Charles Richardson Jr. (2007)	5.77
4.	Brian Carr (1987)	5.03

POINTS/ASSISTS DOUBLE-DOUBLES

No.	Name	School	10+
1.	Cam Mack	Nebraska	4
	Charlie Moore	DePaul	4
	Cameron Parker	Sacred Heart	4
	Jason Preston	Ohio	4

as of Jan. 26

- He recorded the first triple-double in program history against Purdue on Dec. 15 with 11 points, 10 rebounds and 12 assists, setting season bests in both rebounds and assists in NU's 70-54 win.

- He's reached double figures 18 times, including a season-high 24-point performance against South Dakota State on Nov. 15 and a 20-point, nine-assist effort against Indiana on Jan. 18.

- Mack nearly led the Huskers to a comeback win at No. 24 Rutgers on Jan. 26, scoring 16 of his 19 points in the second half as Nebraska rallied back from 14 points down to take the lead before falling 75-72.

- Mack is three assists away from 10th place on NU's single-season chart and his 133 assists is the most by a Husker in the Big Ten era.

- Last season at Salt Lake CC, Mack averaged 19.1 points, 7.6 assists and 5.9 rebounds per game, ranking fifth nationally in assists per game. He totaled nine double-doubles and three triple-doubles as a freshman and dished out 10-or-more assists nine times.

CHEATHAM MAKES IMPACT ON BOTH ENDS

Fifth-year senior Haanif Cheatham has been one of the leaders for a young Husker team. The guard from Fort Lauderdale, Fla., has made 100 career appearances, including 92 starts during a career which has seen him play at Marquette and Florida Gulf Coast before coming to Nebraska.

After a slow start, Cheatham has been one of NU's most consistent offensive threats. Over the last 15 games, he is averaging 13.4 points per game while typically guarding the opponent's top scoring threat on the wing. He is second on the team in field goal percentage (.478) and third on the team in assists (28).

- Cheatham has reached double figures in 13 of the Huskers' last 16 games, including a 21-point, six-rebound performance at Indiana on Dec. 13. He had six straight double-figure efforts from Nov. 25-Dec. 13, the second-longest streak of his collegiate career. Of the three games he didn't reach double figures, he scored nine points twice.

- He went over 1,000 career points with a 17-point performance against Texas A&M-Corpus Christi on Dec. 29.

- Cheatham posted his first career double-double with 14 points and a career-high 11 rebounds at Georgia Tech on Dec. 4.

- He was in double figures all three games of the Cayman Islands Classic, averaging 19.0 ppg including a career-best 26-point effort against South Florida to garner all-tournament honors.

A former top-100 recruit out of high school, he was named Marquette's top defensive performer in each of his two full seasons at Marquette.

THOR EMERGES AS SCORING THREAT

Junior Thorir Thorbjarnarson emerged as a vital part of the Huskers' offensive attack and one of the most improved players in the Big Ten. On the season, the 6-foot-6 guard is fifth on the team in scoring at 8.8 ppg, while shooting 50 percent from the field and 46 percent from 3-point range.

- Thorbjarnarson is second in the Big Ten in 3-point percentage (.459) after shooting just 21.4 percent from 3-point range in his first two seasons. He is now 14th in the Big Ten in 3-pointers per game (1.7).

- In conference play, he is second on the team in scoring (12.7 ppg), rebounding (5.8 rpg) and steals (1.1 spg), while shooting team bests from both the field (.519) and 3-point range (.458).

- He ranks second in 3-pointers per game (2.4) and fourth in 3-point percentage (.458) in conference play.

- His 11.3 ppg increase in conference play from last season is the second-highest jump in the Big Ten, and he is one of four players who have increased their conference scoring average by at least 10 ppg this season.

- He has been on a roll as of late, reaching double figures nine times in NU's last 13 games after not reaching double figures in his first 41 contests at Nebraska. Since Dec. 4, he has tied or set a career high in points five times in that stretch, including 17 points at No. 24 Rutgers on Saturday.

- He nearly had a double-double in the win over Iowa, finishing with 17 points, including three 3-pointers, and a season-high nine rebounds. He tied his season high originally set at Indiana on Dec. 13.

- Thorbjarnarson played one of his best all-around games against Indiana on Jan. 18, finishing with 13 points, nine rebounds, three steals and three assists in 37 minutes of work.

BURKE SHOWS SCORING TOUCH

The other returnee from the 2018-19 season, Dachon Burke Jr. waited in the wings after transferring from Robert Morris. A 6-foot-4 guard, Burke has quickly shown the skills to flourish in Fred Hoiberg's attack, averaging 11.7 points, 4.1 rebounds per game and 1.4 steals per game.

- He leads NU and ranks third in the Big Ten in steals and paces the Huskers in blocked shots (14).

- Burke has three 20-point efforts this year, including a 25-point effort against Indiana on Dec. 13, a 21-point performance against South Florida on Nov. 27 and a 20-point, eight-rebound outing at Wisconsin on Jan. 21.

- He has eight games with at least two steals, including a five-steal effort against George Mason on Nov. 25.

Two years ago, Burke was one of the best players in the Northeast Conference, averaging 17.6 points per game while adding 5.8 rebounds and a conference-best 2.1 steals per contest to earn second-team all-conference recognition.

NU SINGLE-SEASON ASSIST CHART

No.	Name	Asst.
6.	Lance Jeter (2011)	145
	Jack Moore (1980)	145
8.	Tyronn Lue (1996)	144
9.	Cookie Belcher (1999)	138
10.	Tyronn Lue (1997)	136
-	Cam Mack (2020)	133

TOP-10 PINNACLE BANK ARENA CROWDS

No.	Attend.	Opponent	Date
1.	15,998	Wisconsin	March 9, 2014
2.	15,991	Penn State	Feb. 25, 2018
3.	15,987	Tennessee-Martin	Nov. 28, 2014
4.	15,978	Northwestern	March 1, 2014
5.	15,952	Iowa	Jan. 27, 2018
6.	15,950	Creighton	Dec. 8, 2018
7.	15,949	Arkansas State	Dec. 14, 2013
8.	15,946	South Dakota State	Nov. 15, 2019
9.	15,945	Minnesota	Jan. 26, 2014
10.	15,933	Iowa	Feb. 22, 2015

RECORD AT PINNACLE BANK ARENA

Season	Wins	Losses	Pct.
2013-14	15	1	.938
2014-15	10	6	.625
2015-16	10	8	.556
2016-17	8	8	.500
2017-18	16	1	.941
2018-19	13	5	.722
2019-20	5	5	.500
Totals	77	34	.694

ROBY EARNS SECOND-ROUND SELECTION

Isaiah Roby ended Nebraska's NBA Draft drought, as he was selected in the second round by the Detroit Pistons (No. 45 overall) before his rights were traded to Dallas. It was the highest a Husker basketball player had been picked since Tyronn Lue went with the No. 23 pick in the 1998 NBA Draft.

HUSKERS IN THE PROS

NBA or NBA G League

Player (Years at NU)	Current Team	League
Isaiah Roby (2017-19)	Oklahoma City Thunder	NBA/G League
Andrew White III (2015-16)	Westchester Knicks	G League
Evan Taylor (2017-18)	Agua Caliente Clippers	G League
James Palmer Jr. (2018-19)	Agua Caliente Clippers	G League
Isaac Copeland Jr. (2018-19)	Texas Legends	G League

Overseas

Player (Years at NU)	Current Team	Country
Jason Dourisseau (2003-06)	Donar Groningen	Holland
Kris Douse (2007)	BC Mess	Luxembourg
Sek Henry (2007-10)	New Zealand Breakers	Australia
Ryan Anderson (2007-10)	Niagara River Lions	Canada
Christian Stanhardinger (2010-11)	San Migueil	Phillipines
Toney McCray (2009-12)	Club Doha	Qatar
Caleb Walker (2011-12)	Fos Provence	France
Jorge Brian Diaz (2010-12)	Quebradillas	Puerto Rico
Bo Spencer (2012)	Abejas	Mexico
Ray Gallegos (2010-14)	Laguneros	Mexico
Terran Petteway (2014-15)	Pistoria	Italy
Tarin Smith (2015)	Orzi Basket	Italy
Shavon Shields (2013-16)	Baskonia	Spain
Tai Webster (2014-17)	Galatasaray	Turkey
Jack McVeigh (2016-18)	Adelaide	Australia
Duby Okeke (2018)	Hestia Menorca	Spain
Anton Gill (2017-18)	Raales	Dominican Republic
Glynn Watson Jr. (2016-19)	Lavrio	Greece

EMERGENCE OF THOR

Category	First 7 Games	Last 13 Games
PPG	4.0	11.3
RPG	3.3	5.2
FG Pct.	.455	.515
3-Pt. Pct.	.417	.468

BIG TEN JUMP: 18-19 TO 19-20

No.	Player	School	Conf. Increase
1.	Luka Garza,	Iowa	15.2
2.	Thorir Thorbjarnarson,	Neb.	11.3
3.	Daniel Oturu,	Minn.	10.4
4.	Myreon Jones,	PSU	10.0
5.	Kobe King,	Wis.	9.6

as of Jan. 26

Big Ten Team Rankings (Jan. 26)

Category	Overall (Rk.)	B1G (Rk.)
Scoring Offense	72.3 (8)	70.8 (5)
Scoring Defense	75.2 (14)	75.8 (13)
Scoring Margin	-2.9 (14)	-5.0 (13)
Free Throw Pct.	.601 (14)	.643 (13)
Field Goal Pct.	.418 (12)	.405 (11)
Field Goal Pct. Def.	.434 (14)	.448 (13)
3-Point Pct.	.335 (6)	.339 (6)
3-Point Pct. Def.	.311 (5)	.307 (4)
Rebounding Margin	-10.1 (14)	-10.8 (14)
Blocked Shots	2.6 (14)	1.7 (14)
Assists	14.4 (6)	15.9 (3)
Steals	6.5 (5)	6.0 (2)
Turnover Margin	+3.0 (1)	+2.9 (2)
Assist/Turnover Ratio	1.3 (4)	1.7 (2)
3-Pointers/Gm	8.6 (2)	9.4 (1)

Big Ten Individual Leaders (Jan. 23)

Category	Name	Overall (Rk.)	B1G (Rk.)
Scoring	Cheatham	12.1 (21)	11.2 (29)
	Burke	11.7 (23)	12.3 (22)
	Mack	13.3 (18)	14.0 (13)
	Thorbjarnarson	-	12.7 (17)
Rebounding	Ouedraogo	6.2 (16)	6.2 (13)
Assists	Mack	6.7 (3)	7.8 (1)
FG PCT.	Thorbjarnarson	-	.519 (13)
3-Pt. Pct.	Thorbjarnarson	.459 (2)	.458 (4)
3-Pt/Gm	Burke	-	-
	Thorbjarnarson	-	2.4 (2)
	Mack	-	2.2 (3)
Steals	Mack	1.2 (10)	-
	Burke	1.4 (3)	1.3 (4)
	Thorbjarnarson	-	1.1 (10)
Asst./To Ratio	Mack	2.5 (2)	3.0 (1)
Minutes	Mack	35.5 (2)	37.0 (3)
	Cheatham	32.1 (9)	-

HUSKERS TO PARTICIPATE IN 2020 MYRTLE BEACH INVITATIONAL

A potential old conference matchup could be on the horizon, as ESPN announced the field for the 2020 Myrtle Beach Invitational on Nov. 21.

The third-annual event is held in the HTC Center on the campus of Coastal Carolina and takes place Nov. 19, 20 and 22, 2020. The eight-team field for the event includes Charlotte (Conference USA), Dayton (Atlantic 10), Loyola (Missouri Valley), Missouri (Southeastern), Penn (Ivy), Pittsburgh (Atlantic Coast) and Utah State (Mountain West).

In all, four of the eight teams reached postseason play last season, including Utah State, Dayton and Loyola (Chicago) along with the Huskers.

The Huskers and Missouri have a long history that dates back to 1908. The teams have squared off 219 times over the years, but have not met since the Huskers joined the Big Ten in 2011. NU topped Dayton in the 2016 Wooden Legacy, while a potential matchup with Penn could be the first since the Quakers upset the Huskers in the 1994 NCAA Tournament.

NU has played Pitt just four times, but not since 2000, while the Huskers and Utah State have not played since 1978. Charlotte is the only team in the field the Huskers have not played.

OUEDRAOGO ADDS NAME TO SHORT LIST OF TRUE FROSH

Freshman Yvan Ouedraogo became the first true freshman to start a season opener at Nebraska since 2013 and has been a mainstay of the Husker lineup.

- He is one of the youngest players in the country, as he won't turn 19 until after the 2020 Big Ten Tournament.
- Ouedraogo has started all 20 games for the Huskers, averaging 5.6 points and a team-high 6.2 rebounds per game in just over 21 minutes per game. He is third among Big Ten true freshmen in rebounding as of Jan. 26.

- He is on track to be the third freshman to lead NU in rebounding in a season, joining Aleks Maric (2005-06) and John Turek (2001-02), while Ouedraogo's 6.2 rebounds per game would rank second all-time for a Husker freshman.

- Ouedraogo has averaged 7.2 rebounds per game over the last 11 games dating back to Dec. 13. He grabbed seven or more rebounds eight times in that stretch.

- He reached double figures for the third time this season at Ohio State, finishing with 10 points and five boards.

- He picked up his first career double-double against Texas A&M-Corpus Christi on Dec. 29 with 11 points and 14 rebounds. His double-double was the first by a Husker freshman since Shavon Shields in 2013 and Ouedraogo became just the 10th NU freshman to ever record a double-double.

- His 10 rebounds against Indiana on Dec. 13 marked the second-highest rebounding total for a Husker freshman in his first conference game, trailing only Dave Hoppen in 1983.

- He enjoyed his best offensive effort of the season with 11 points, including six in overtime, and four rebounds against Southern on Nov. 22. He snared a team-high 12 rebounds against South Dakota State on Nov. 15.

- He is just the 11th true freshman and 13th freshman overall to start a season opener in the last 25 years at Nebraska, joining a group which includes 1,000-point scorers Tai Webster, Ryan Anderson, Cookie Belcher and Tyronn Lue.

- Ouedraogo played for the French U-18 squad at the 2019 European Championships in July, as France went 6-1 and finished fifth in the competition.

CROSS LIFTS BENCH PRODUCTION

Freshman Kevin Cross has been a key contributor for the Huskers. The 6-foot-8 freshman from Little Rock, Ark., has been Nebraska's sixth man, averaging 7.4 points and 4.1 rebounds per game.

- Cross is sixth among Big Ten true freshman in scoring and fifth in rebounding as of Jan. 26.

- He has been in double figures six times off the bench, which is the most by a Husker since the 2015-16 campaign.

- Cross enjoyed one of his best efforts of the season at Wisconsin on Jan. 21, finishing with 17 points on 6-of-11 shooting in 20 minutes. He also had a season-best three steals against the Badgers.

- He has improved his rebounding in recent weeks, averaging 4.5 rebounds per game over the Huskers' last 11 contests dating back to Dec. 13. He has grabbed five-or-more rebounds 11 times this season.

- Cross is fifth on the team with 19 3-pointers and fifth in assists (22) while playing just 18.3 minutes per game.

- Against Iowa, Cross had eight of his 11 points in the second half and added five rebounds.

- Cross hit a season-high three 3-pointers as part of his nine-point, five-rebound effort against Northwestern.

- He played a complete game in the win over Washington State on Nov. 25, scoring 14 points, grabbing a season-high eight rebounds and blocking two shots in 27 minutes.

- Against Southern Utah on Nov. 9, Cross had a season-high 19 points, which is the most by a Husker freshman since the 2016-17 season. It was also the most by a Husker freshman since Shavon Shields also had 19 against Michigan State in 2013.

KAVAS IS ONE OF NATION'S TOP SHOOTERS

Senior transfer Matej Kavvas comes to Nebraska with a reputation as one of the nation's top 3-point shooters. The 6-foot-8 guard is a career 43 percent shooter from 3-point range, and shot 40 percent or better in all three of his seasons at Seattle. Kavvas' .430 career percentage ranks 10th among active Division I players as of Jan. 26.

- To put Kavvas' shooting in perspective, Nebraska's career mark for career 3-point percentage is .432 by Brian Conklin (2001-04) and only five players in school history have shot 40 percent in their Husker career with a minimum of 100 3-pointers.

- Kavvas had his best performance of the year against North Dakota on Dec. 21, hitting 4-of-5 3-pointers. It was the 18th time in his career he had 4-or-more 3-pointers in a game. Kavvas had nine points off the bench at Northwestern on Jan. 11.

- As a sophomore at Seattle, Kavvas led the WAC in both 3-point percentage (.464) and 3-pointers per game (2.8).

- Kavvas' 195 career 3-pointers would rank third on NU's career list while his 91 3-pointers as a sophomore would top NU's single-season mark (Cary Cochran, 89, 2001-02).

WHAT'S BACK FOR THE HUSKERS

Nebraska returns one letterwinner and one other player from last year's team that went 19-17 and reached the second round of the NIT. Junior guard Thorir Thorbjarnarson was the only player who has seen regular-season action for the Huskers entering the 2019-20 campaign. He averaged 2.0 points and 2.1 rebounds per game last year.

- According to research by noted basketball statistician Ken Pomeroy, the 50 returning points on Nebraska's 2019-20 roster is the lowest total for a power conference team since 2009, when Indiana returned just 28 points from the previous season.

NU FRESHMAN REBOUNDING TOP-10

No.	Name	Asst.
6.	Shavon Shields (2013)	144
	Andre Smith (1978)	144
8.	Joe McCray (2005)	140
9.	Jorge Brian Diaz (2010)	133
10.	Ryan Anderson (2007)	129
-	Yvan Ouedraogo (2020)	124

FROM COLLEGE TO THE NBA AND BACK AGAIN

Nebraska's Fred Hoiberg is in an exclusive club, as he is one of just 10 current Division I coaches to coach in Division I and in the NBA. He spent three-plus seasons with the Chicago Bulls, guiding the Bulls to the NBA Playoffs in 2016. Hoiberg's 270 regular-season NBA games are the most of the 10 former NBA coaches in the collegiate ranks. Hoiberg also brings five years of NBA front office experience, as he worked with the Minnesota Timberwolves from 2005 to 2010.

Coach, School	NBA Head Coach, Years
Fred Hoiberg, Nebraska	Chicago, 2015-18
Larry Krystkowiak, Utah	Milwaukee, 2007-08
Terry Porter, Portland	Milwaukee, 2003-05; Phoenix 2008-09
Lon Kruger, Oklahoma	Atlanta, 2000-03
Eric Musselman, Arkansas	Golden State, 2002-04; Sacramento, 2006-07
Mike Dunlap, Loyola Marymount	Charlotte, 2012-13
Darrell Walker, Ark. Little Rock	Toronto, 1996-98; Washington, 1999-2000
John Calipari, Kentucky	New Jersey, 1996-99
Leonard Hamilton, Florida State	Washington, 2000-01
Lindsey Hunter, Miss. Valley State	Phoenix, 2013

HUSKER FAMILY TIES RUN DEEP FOR HOIBERG

While Fred Hoiberg grew up in Ames and played his high school (Ames High School) and college basketball (Iowa State) there, he was born in Lincoln and has numerous ties to the city and to the University of Nebraska.

- Fred's father (Eric) and mother (Karen) both earned their undergraduate degrees from Nebraska in 1966. In fact, Eric earned his undergraduate degree, Master's degree, and Ph.D. in sociology from the university.
- His maternal grandfather was former Husker basketball coach Jerry Bush. Known as the "Big Bear of the Coliseum," Bush guided NU from 1955 to 1963, and directed two of the greatest upsets ever – a 43-41 victory over top-ranked Kansas and Wilt Chamberlain, and a 55-48 victory over No. 4 Kansas State and Olympian Bob Boozer during the 1957-58 campaign.
- His paternal grandfather (Otto) received his Master's Degree and Ph.D from Nebraska. He joined the faculty of the University of Nebraska in 1948, where he taught sociology and served as director of the community development program in the University of Nebraska Extension Division.

YOU CAN GO HOME AGAIN: PART 2

Assistant Coach Doc Sadler brings a unique perspective to the Husker basketball staff, as he returns to Lincoln after serving as the head coach at Southern Miss for the last five seasons. Sadler helped Southern Miss improve its win total in each of the last four seasons, including a 20-13 mark and Conference USA semifinal appearance in 2018-19. Sadler returns to a program that he served as head coach for six seasons, guiding the Huskers to 101 wins and three postseason appearances in his six-year tenure.

It is rare for a coach to return to a program as an assistant coach, as the only other known example is Marty Wilson, who was the interim head coach at Pepperdine in 1996 before returning to the school as an assistant coach in 2008.

FAMILIAR FACES FOR HOIBERG ON HUSKER STAFF

One strength of the Husker coaching staff is a familiarity with each other, as three staff members had worked with Hoiberg as assistant coaches during his previous stint at Iowa State from 2010 to 2015. Matt Abdelmassih also worked under Hoiberg in the front office with the Minnesota Timberwolves, while Bobby Lutz was an assistant coach with the Windy City Bulls in the G League while Hoiberg coached the Chicago Bulls.

Previous Experience with Fred Hoiberg

Staff Member	Coaching Experience with Hoiberg
Matt Abdelmassih, Assistant Coach	Iowa State (2010-15)
Doc Sadler, Assistant Coach	Iowa State (2013-14)
Bobby Lutz, Special Assistant to the Head Coach	Iowa State (2010-11)

PINNACLE BANK ARENA SOLD OUT FOR 2019-20 SEASON

Since moving into Pinnacle Bank Arena in 2013-14, the Huskers have ranked in the top 15 in attendance nationally in each of the past six seasons. The streak will continue into 2019-20, as all available season tickets were sold out in August.

- Last season, Nebraska averaged 15,341 fans per home game to rank 10th nationally in attendance, matching the highest rank in school history.
- Nebraska is one of nine schools in the country to average 15,000+ fans per contest in each of the last six seasons, joining Kentucky, Syracuse, Louisville, North Carolina, Wisconsin, Indiana, Kansas and Creighton.
- The Big Ten Conference has led NCAA Basketball in attendance for 43 straight years, dating back to the 1976-77 season. Last season, Big Ten schools drew more than a combined three million fans for the fifth straight year.

Filling Up Pinnacle Bank Arena

Season	Average	NCAA Rank
2013-14 (1st year of PBA)	15,419	13th
2014-15	15,569	10th
2015-16	15,430	11th
2016-17	15,427	11th
2017-18	15,494	11th
2018-19	15,341	10th
2019-20	15,475	11th

NABC SUITS AND SNEAKERS WEEK

Nebraska coaches and staff will be in suits and sneakers this week, as well as the Feb. 1 game against Penn State, to raise awareness for the American Cancer Society's Suits and Sneakers Week.

- Coaches vs. Cancer is a collaboration between the American Cancer Society and the National Association of Basketball Coaches (NABC).
- For more information or to donate to the NABC's Coaches vs. Cancer, visit suitsandsneakers.org.

HUSKERS POST PERFECT ITALIAN TRIP

The Huskers got a head start on the 2019-20 season by traveling to Italy for 10 days last August. NU visited Rome, Florence and Como during the trip while also going 4-0 against teams from Italy and Lithuania.

2019 Italian Summer Tour Results

Date	Opponent	Result
Aug. 5	Stella Azzurra Academy	W, 87-56
Aug. 7	Silute BC (Lithuania)	W, 83-58
Aug. 8	Silute BC (Lithuania)	W, 73-70
Aug. 12	Italian Select	W, 84-62

STEVENSON DENIED NCAA WAIVER

Nebraska Athletics announced Nov. 26 that men's basketball player Shamiel Stevenson was denied a waiver and will not be eligible to compete until the start of the 2020-21 season.

Stevenson, a junior guard/forward from Toronto, Canada, will have two full years of eligibility remaining. He joins fellow transfers Dalano Banton and Derrick Walker as being eligible for the start of the 2020-21 season.

Stevenson transferred to Nebraska in May of 2019 from Nevada after Head Coach Eric Musselman took the Arkansas head coaching position. Stevenson began his career at Pittsburgh, where he played as a freshman, as well as four games as a sophomore before transferring at the end of the 2018 fall semester. Stevenson averaged 8.0 points and 4.1 rebounds per game in 36 games at Pittsburgh, and did not play at Nevada.

TRANSFERS BRING MUCH-NEEDED EXPERIENCE

While Nebraska has only one player who has previously played at Nebraska (Thorir Thorbjarnarson), a good portion of the roster has Division I experience. The Huskers feature six transfers who have combined for more than 3,000 points at the Division I level. Dachon Burke Jr. is the only returnee in the group after he began his collegiate career at Robert Morris before sitting out the 2018-19 season at Nebraska.

Experienced Additions (Entering 2019-20)

Player	Last School	Pts	Reb	Asst.
Dalano Banton ^	Western Kentucky	105	92	65
Dachon Burke Jr.	Robert Morris	813	312	104
Haanif Cheatham	FGCU	842	296	170
Matej Kavas	Seattle	980	358	72
Shamiel Stevenson ^	Nevada	288	148	36
Derrick Walker^	Tennessee	92	107	16
Totals		3,120	1,313	463

^ - Will not be eligible until 2020-21

NEBRASKA HEAD COACH FRED HOIBERG

AT NEBRASKA (2019-PRESENT)

• Hired as Nebraska's 28th men's basketball coach on March 30, 2019, a position his grandfather (Jerry Bush) held for nine seasons from 1954 to 1963.

CHICAGO BULLS (2015-18)

- Coached the Chicago Bulls for three-plus seasons, posting a 115-155 record.
- Became just the fifth coach in franchise history to post a winning record in his debut season.
- Took the Bulls to the 2017 NBA Playoffs where they won the first two games against the top-seeded Boston Celtics, as the Bulls were the first No. 8 seed to take a 2-0 lead against a No. 1 seed since 1993
- Was the fifth coach in NBA history to have each of his first two career playoff victories come on the road.

IOWA STATE (2010-15)

- Served as head coach at his alma mater for five seasons, posting a 115-56 record, which is the top winning percentage in school history (.673).
- Led the Cyclones to four straight NCAA Tournament appearances - a program record - while his 115 wins were the most in a five-year stretch in school history.
- Guided Iowa State to back-to-back Big 12 Tournament titles in 2014 and 2015.
- Produced four All-Americans, 12 All-Big 12 honorees and 10 players who played in the NBA.
- Named Big 12 Coach of the Year in 2012, as the Cyclones went from three conference wins to 12 in one season.
- Won 28 games and reached the NCAA Sweet 16 in 2014.
- Led the Big 12 in scoring offense in two of his last four seasons and topped the conference in 3-pointers four times in five years.

MINNESOTA TIMBERWOLVES (2005-10)

- Served as Vice President of Basketball Operations in 2009-10, overseeing the day-to-day operations of basketball programs including college and pro scouting, salary cap management and NBA Draft preparations.
- Was the Assistant General Manager for three seasons, helping the Timberwolves orchestrate a draft-day trade for five-time all-star Kevin Love in 2008.

AS AN NBA PLAYER (1995-2005)

- Spent 10 years in the NBA with the Indiana Pacers (four seasons), Chicago Bulls (four seasons) and Minnesota Timberwolves (two seasons) after being selected in the second round of the 1995 NBA Draft.
- Was a member of three NBA Playoff Teams, including a Timberwolves team that reached the 2004 Western Conference Finals.
- Shot 40 percent from 3-point range during his career and led the NBA in 3-point shooting in his final season (48.3, 2004-05).
- Ended his NBA career abruptly at the age of 33 after undergoing open-heart surgery to repair an aneurysm in his aortic root.

IOWA STATE PLAYING CAREER (1991-95)

- Started all four seasons at Iowa State, averaging 15.8 points, 6.9 rebounds, 2.8 assists and 1.6 steals per game in his collegiate career.
- His No. 32 was retired by Iowa State in 1997 and Hoiberg is a member of the ISU Hall of Fame.
- Garnered third-team All-America honors as a senior in 1994-95, averaging 19.9 points per game to help the Cyclones win a then-school-record 23 games and was named Big Eight Co-Male Athlete of the Year in 1995.
- Two-time Academic All-American who was inducted into the CoSIDA Academic Hall of Fame in 2016.



FRED HOIBERG'S COLLEGIATE COACHING RECORD

Year	School	Overall Record	Pct.	Conf. Record	Pct	Conf. Finish	Postseason
2010-11	Iowa State	16-16	.500	3-13	.188	12th	None
2011-12	Iowa State	23-11	.676	12-6	.677	T-3rd	NCAA Third Round
2012-13	Iowa State	23-12	.657	11-7	.611	T-4th	NCAA Third Round
2013-14	Iowa State	28-8	.778	11-7	.611	T-3rd	NCAA Sweet 16
2014-15	Iowa State	25-9	.735	12-6	.677	T-2nd	NCAA Second Round
2019-20	Nebraska	7-13	.350	2-7	.222		
Totals		122-69	.639	51-46	.526	-	

2019-20 TELEVISION/RADIO ROSTER




0 | AKOL AROP
Fr. | F | 6-6 | 190




1 | KEVIN CROSS
Fr. | F | 6-8 | 240



3 | CAM MACK
So. | G | 6-2 | 175



4 | SHAMIEL STEVENSON
Jr. | G/F | 6-6 | 245



11 | DACHON BURKE JR.
Jr. | G | 6-4 | 180



13 | DERRICK WALKER
Jr. | F | 6-8 | 235



21 | JACE PIATKOWSKI
Jr. | G | 6-3 | 175



22 | HAANIF CHEATHAM
Sr. | G | 6-5 | 195



23 | JERVAY GREEN
Jr. | G | 6-3 | 210



24 | YVAN OUEDRAOGO
Fr. | F | 6-9 | 260



25 | MATEJ KAVAS
Sr. | G | 6-8 | 200



30 | CHARLIE EASLEY
Fr. | G | 6-2 | 190



34 | THORIR THORBJARNARSON
Jr. | G | 6-6 | 206



44 | BRET PORTER
Fr. | F | 6-6 | 215



45 | DALANO BANTON
So. | G | 6-8 | 195



FRED HOIBERG
Head Coach



MATT ABDELMASSIH
Assistant Coach



ARMON GATES
Assistant Coach



DOC SADLER
Assistant Coach



BOBBY LUTZ
Special Assistant to the Head Coach



LUCA VIRGILIO
Director of Basketball Operations



TIM WILSON
Strength Coach



MATT HOLT
Video Coordinator



BUZZY CARUTHERS
Director of Player Development



R.J. PIETIG
Athletic Trainer



PAT NORRIS
Equipment Manager



SHERYL BURBACH
Assistant Director of Basketball Operations



JOHN HARRIS JR.
Graduate Manager



VINCE FRITZ
Graduate Manager

Nebraska Team

Ranked in the top 5 (AP Poll) Never Happened
 Ranked in the top 10 (AP Poll) March 1, 1966
 Ranked in the top 20 (AP Poll) Jan. 2, 1995
 Ranked in the top 25 (AP Poll) Dec. 31, 2018 (No. 24)
 Ranked in the top 25 (USA Today Coaches Poll) Dec. 31, 2018 (No. 23)

Played AP Poll No. 1 ranked team lost at No. 1 Indiana (47-76), 2/13/2013
 Defeated AP Poll No. 1 ranked team at No. 1 Missouri (67-51), 2/6/1982
 Played AP Poll No. 2 ranked team lost at No. 2 Michigan (47-62), 1/9/13
 Defeated AP Poll No. 2 ranked team vs. No. 2 Oklahoma State (85-69), 2/5/1992
 Played Team Ranked 1-5 by AP lost at No. 3 Michigan State (57-86), 12/3/2017
 Defeated Team Ranked 1-5 by AP vs. No. 3 Texas (70-67), 2/19/2011
 Played Team Ranked 6-10 by AP lost to No. 9 Michigan State (76-91), 3/5/2019
 Defeated Team Ranked 6-10 by AP vs. No. 9 Wisconsin (77-68), 3/9/2014
 Defeated Team Ranked 11-25 by AP vs. No. 21 Maryland (68-61), 3/14/2019
 Defeated Team Ranked 1-10 by AP on Road at No. 9 Michigan State (60-51), 2/16/2014
 Defeated Ranked Team by AP on Road vs. No. 25 Indiana (66-51), 1/14/2019

Scored 100 or more points 106; vs. Mississippi Valley State, 11/6/2018
 Scored 90 or more points 90; at Indiana, 12/13/2019
 Scored 80 or more points 90; at Indiana, 12/13/2019
 Scored less than 50 points 47; vs. UC Riverside, 11/5/2019
 Scored less than 40 points 38; at Oregon, 12/15/2012
 Shot 75% from the field750, vs. Nebraska-Omaha (42-56), 1/25/1988 \$
 Shot 70% from the field723; vs. UNC Wilmington (34-47), 12/5/1997
 Shot 60% from the field628; vs. Northwestern (27-43), 2/3/2015

Made 50 or more free throws Never Happened
 Made 40 or more free throws 43, vs. Texas (43-59), 1/3/1996 - \$
 Made 30 or more free throws 37; vs. UTSA (37-50), 12/20/2017
 Made 25 or more free throws 25; vs. Illinois (25-30), 12/2/2018
 Attempted 60 or more free throws 60, vs. Kansas State (36-60), 1/11/1954 - \$
 Attempted 50 or more free throws 50, vs. UTSA (37-50), 12/20/2017
 Attempted 40 or more free throws 50, vs. UTSA (37-50), 12/20/2017
 Attempted 30 or more free throws 37; Southern (19-37), 11/22/2019
 Shot 100% from the foul line (min 10 att.) 1.000; at Penn State (16-16), 1/19/2013
 Shot 95% from the foul line (min 10 att.) 1.000; at Penn State, (16-16), 1/19/2013
 Shot 90% from the foul line (min 10 att.)913; vs. Oklahoma State (21-23), 12/16/2018

Made 20 or more 3-pointers Never Happened
 Made 15 or more 3-pointers 15; vs. Mississippi Valley State (15-37), 11/6/2018
 Made 10 or more 3-pointers 11; at Rutgers (11-27), 1/24/2020
 Made 0 3-pointers 0; vs. Jacksonville State (0-5), 12/18/2012
 Held Opponent to 0 3-pointers 0; Southeastern Louisiana, 11/22/2015
 Attempted 40 or more 3-pointers Never Happened
 Attempted 30 or more 3-pointers 30; vs. Indiana (9-30), 1/18/2020
 Attempted 20 or more 3-pointers 28; at Rutgers (11-27), 1/24/2020
 Shot 75% from 3-point range (min. 10 att.)750, vs. UT-Pan American (9-12), 12/2/2009 - \$
 Shot 60% from 3-point range (min. 10 att.)647; vs. USC (11-17), 12/3/2012
 Shot 50% from 3-point range (min. 10 att.)500; vs. Washington State (9-18), 11/25/2019
 Shot 50% from 3-point range (min. 20 att.)571; vs. Southern (12-21), 11/22/2019

Had 60 or more rebounds 60; vs. Oral Roberts, 12/22/1999
 Had 50 or more rebounds 50; at Illinois, 2/2/2019

Had 30 or more assists 35, vs. Northeastern Illinois, 12/21/1994
 Had 25 or more assists 28; vs. North Carolina A&T, 12/19/2005
 Had 20 or more assists 22; vs. Purdue, 12/22/2019
 Had 15 or more assists 15; at Rutgers, 1/24/2020

Had 20 or more steals 23, vs. Texas Tech, 3/4/1999 - \$
 Had 15 or more steals 15, Texas A&M-CC, 12/29/2019
 Had 10 or more steals 15, Texas A&M-CC, 12/29/2019

Had 15 or more blocked shots 15, vs. Coppin State, Dec. 6, 1996 - \$
 Had 10 or more blocked shots 14; at Northwestern, 1/2/2018

Had 30 or more turnovers 31, at Creighton, 12/11/2005
 Had 20 or more turnovers 22; vs. Wisconsin, 2/9/2017
 Had less than 5 turnovers 5; vs. Purdue, 2/23/2019

Nebraska Player...

Had 20 or more points: 20; Dachon Burke Jr. at Wisconsin, 1/21/2020
Had 25 or more points: 25; Dachon Burke Jr. at Indiana, 12/13/2019
Had 30 or more points: 34; James Palmer Jr. vs. Rutgers, 3/13/2019
Had 40 or more points: 41; Aleks Maric vs. Kansas State, 2/13/2007

Had No Player in Double Figures: vs. Ohio State, 1/21/2012
Had Five Players with 10 or more points vs. Iowa, 1/7/2020
 Thorir Thorbjarnarson (17); Cam Mack (15); Haanif Cheatham (14); Dachon Burke Jr. (13); Kevin Cross (11)
Had Six Players with 10 or more points vs. Southeastern Louisiana, 11/11/2018
 James Palmer Jr (17); Glynn Watson Jr. (16); Isaac Copeland (11);
 Isaiah Roby (10); Thomas Allen (10); Brady Heiman (10)

Two Huskers with 20 or more points, same game: at Indiana, 12/13/2019
 Haanif Cheatham (21) and Dachon Burke (25)

Three Huskers with 20 or more points, same game: Iowa, 3/10/2019
 James Palmer Jr. (30), Glynn Watson Jr. (23), Isaiah Roby (23)

Two Huskers with 30 or more points, same game: vs. Oregon, 11/25/1995
 Tyronn Lue (30) & Jaron Boone (30) - only time in school history

Had 10 or more rebounds: 10; Cam Mack at Northwestern, 1/11/2020
Had 15 or more rebounds: 16; Isaiah Roby vs. Northwestern, 2/16/2019

Had 20 or more rebounds: 21, Kimani Ffriend vs. Oral Roberts, 12/22/1999
Had 25 or more rebounds: 26, Bill Johnson vs. Iowa State, 1/4/1954 - \$

Two Huskers with 10 or more rebounds, same game: vs. Stetson, 12/29/2017
 (Tanner Borchardt, 10; Jordy Tshimanga, 10)

Three Huskers with 10 or more rebounds, same game: vs. Texas Tech, 1/19/2000
 (Steffon Bradford 16; Kimani Ffriend 12; Louis Truscott 11)

Had 5 or more 3-pointers: 5; Thorir Thorbjarnarson at Rutgers (5-8), 1/24/2020
Had 6 or more 3-pointers: 7; Glynn Watson Jr. vs. Iowa (7-12), 3/10/2019

Had 7 or more 3-pointers: 7; Glynn Watson Jr. vs. Iowa (7-12), 3/10/2019
Had 8 or more 3-pointers: 8; Cary Cochran, vs. Baylor (8-13), 2/27/2002 - \$

Had 5 or more assists: 5; Dachon Burke Jr. at Rutgers, 1/24/2020
Had 10 or more assists: 12; Cam Mack vs. Iowa, 1/7/2020

Had 15 or more assists: 15; Charles Richardson vs. Rutgers, 12/2/2006
Had 18 or more assists: 18; Brian Carr, at Evansville, 1/3/1985 - \$

Had 5 or more blocked shots: 5; Isaiah Roby vs. Northwestern, 2/16/2019
Had 6 or more blocked shots: 6; Isaiah Roby vs. Eastern Illinois, 11/11/2017

Had 7 or more blocked shots: 7; John Turek vs. Colorado, 3/2/2005
Had 9 or more blocked shots: 9; Mikki Moore vs. Coppin State, 12/6/1996 - \$

Had 10 or more blocked shots: Never Happened

Had 5 or more steals: 6; Dachon Burke vs. George Mason, 11/26/2019
Had 6 or more steals: 6; Glynn Watson Jr. vs. Long Beach State, 11/26/2017

Had 7 or more steals: 7; Brandon Richardson at Ohio State, 1/3/2012
Had 8 or more steals: 8, Cookie Belcher vs. Oklahoma St., 2/7/2001 - \$

Had 10 or more steals: Never Happened

Had Triple-Double (Points/Rebounds/Assists): Cam Mack vs. Purdue, 12/15/2019 (11/10/12)
Had Double-Double (Points/Assists): Cam Mack vs. Iowa, 1/7/2019 (15/10)

Had Double-Double (Points/Rebounds): Cam Mack at Northwestern, 1/11/2020 (11/10)
Had Double-Double (Points/Steals): Never Happened

Had Double-Double (Points/Blocks): Never Happened

\$ - School Record - # - Tied School record
 As of 1/25/2020

2019-20 GAME-BY-GAME COMPARISON

Team	FG-FGA	Pct.	3FG-3FGA	Pct.	FT-FTA	Pct.	O-D	Reb.	PF	A	TO	B	S	Pts.	W/L
UC Riverside	23-55	.418	12-25	.480	8-9	.889	13-36	49	18	12	18	2	8	66	
Nebraska	16-55	.291	6-26	.231	9-19	.474	9-20	29	11	12	11	6	6	47	L
Southern Utah	31-76	.408	4-23	.174	13-21	.619	15-43	58	23	10	18	7	7	79	
Nebraska	27-73	.370	5-26	.192	19-23	.655	10-34	44	17	15	13	5	9	78	L (2OT)
South Dakota State	29-70	.414	3-21	.143	12-18	.667	14-30	44	20	7	13	4	5	73	
Nebraska	35-71	.493	7-26	.269	13-23	.565	13-32	45	19	16	11	3	5	90	W
Southern	34-83	.419	9-29	.310	9-10	.900	25-29	54	25	20	14	4	5	86	
Nebraska	31-54	.574	12-21	.571	19-37	.514	4-24	28	12	19	9	5	5	93	W (OT)
vs. Washington State	27-73	.370	6-27	.222	11-16	.688	15-29	44	23	9	13	3	6	71	
Nebraska	30-57	.526	9-18	.500	13-25	.520	7-34	41	16	11	15	2	5	82	W
vs. George Mason	32-65	.492	11-25	.440	10-14	.714	15-34	49	12	14	19	6	7	85	
Nebraska	24-61	.321	10-30	.333	8-13	.615	7-19	26	13	12	15	4	9	66	L
vs. South Florida	27-70	.366	8-27	.296	5-6	.833	17-22	39	15	12	8	3	4	67	
Nebraska	27-49	.551	6-14	.429	14-19	.737	3-26	29	10	10	9	1	2	74	W
at Georgia Tech	32-73	.438	5-23	.217	4-8	.500	12-35	47	17	19	16	8	9	73	
Nebraska	21-65	.323	6-26	.231	8-18	.444	12-31	43	14	14	18	2	7	56	L
at Creighton	35-66	.530	13-30	.433	12-15	.800	7-35	42	22	18	15	4	6	95	
Nebraska	27-65	.415	9-27	.333	13-24	.542	8-26	34	13	9	12	3	4	76	L
at Indiana	32-68	.471	5-25	.200	27-38	.711	19-35	54	14	14	15	6	5	96	
Nebraska	33-75	.440	12-32	.375	12-18	.667	11-20	31	23	19	9	0	5	90	L (OT)
Purdue	24-79	.304	6-35	.171	2-5	.400	19-30	49	15	12	9	7	5	56	
at Nebraska	26-61	.426	11-30	.367	7-9	.778	7-38	45	9	22	11	2	6	70	W
North Dakota	29-61	.475	11-31	.355	6-8	.750	10-24	34	16	11	13	1	2	75	
at Nebraska	28-59	.475	9-21	.429	9-16	.563	12-23	35	14	14	11	1	8	74	L
Texas A&M-Corpus Christi	20-63	.317	7-22	.318	5-13	.385	14-33	47	20	9	21	7	7	52	
at Nebraska	23-66	.348	7-25	.280	20-28	.714	15-34	49	15	13	12	4	15	73	W
Rutgers	34-63	.540	5-15	.333	6-12	.500	16-32	48	16	16	13	4	3	79	
at Nebraska	20-63	.317	8-31	.258	14-21	.667	15-16	31	11	15	7	2	7	62	L
Iowa	32-77	.416	4-33	.121	2-5	.400	19-29	48	21	17	11	3	6	70	
at Nebraska	26-53	.491	10-26	.385	14-26	.538	6-28	34	14	16	11	1	7	76	W
at Northwestern	25-63	.397	10-29	.345	2-5	.400	8-38	46	11	11	11	6	2	62	
Nebraska	21-67	.313	9-30	.300	6-11	.545	9-33	42	14	14	6	2	7	57	L
at No. 21 Ohio State	30-55	.545	10-22	.455	10-15	.667	8-27	35	13	17	12	9	2	80	
Nebraska	28-66	.424	9-22	.409	3-5	.600	12-20	32	15	15	9	3	2	68	L
Indiana	31-61	.508	8-25	.308	12-20	.600	12-36	48	17	21	16	8	2	82	
at Nebraska	25-63	.397	9-30	.300	15-22	.662	8-22	30	18	16	11	1	8	74	L
at Wisconsin	29-63	.460	18-34	.529	6-8	.750	10-30	40	16	23	11	4	5	82	
Nebraska	26-60	.433	6-22	.273	10-15	.667	8-25	33	13	12	10	3	6	68	L
at No 24 Rutgers	28-62	.452	8-22	.364	11-17	.647	10-32	42	14	15	12	7	6	75	
Nebraska	26-62	.419	11-28	.393	9-13	.692	6-29	35	17	14	10	1	6	72	

2019-20 SUPERLATIVES

2019-20 NEBRASKA TEAM GAME HIGHS

POINTS	93	SOUTHERN U. (11/22/19)
	90	at Indiana (12/13/19)
	90	SOUTH DAKOTA ST. (11/15/19)
FIELD GOALS MADE	35	SOUTH DAKOTA ST. (11/15/19)
	33	at Indiana (12/13/19)
FIELD GOAL ATTEMPTS	75	at Indiana (12/13/19)
FIELD GOAL PERCENTAGE	.574 (31-54)	SOUTHERN U. (11/22/19)
	.551 (27-49)	vs South Fla. (11/27/19)
3 PT FIELD GOALS MADE	12	at Indiana (12/13/19)
	12	SOUTHERN U. (11/22/19)
3 PT FG ATTEMPTS	32	at Indiana (12/13/19)
3 PT FG PERCENTAGE	.571 (12-21)	SOUTHERN U. (11/22/19)
	.500 (9-18)	vs Washington St. (11/25/19)
FREE THROWS MADE	20	A&M-CORPUS CHRISTI (12/29/19)
	19	SOUTHERN U. (11/22/19)
	19	SOUTHERN UTAH (11/09/19)
FREE THROW ATTEMPTS	37	SOUTHERN U. (11/22/19)
FREE THROW PERCENTAGE	.778 (7-9)	PURDUE (12/15/19)
	.737 (14-19)	vs South Fla. (11/27/19)
REBOUNDS	49	A&M-CORPUS CHRISTI (12/29/19)
	45	PURDUE (12/15/19)
	45	SOUTH DAKOTA ST. (11/15/19)
ASSISTS	22	PURDUE (12/15/19)
	19	at Indiana (12/13/19)
	19	SOUTHERN U. (11/22/19)
STEALS	15	A&M-CORPUS CHRISTI (12/29/19)
BLOCKED SHOTS	6	UC RIVERSIDE (11/05/19)
	5	SOUTHERN U. (11/22/19)
	5	SOUTHERN UTAH (11/09/19)
TURNOVERS	18	at Georgia Tech (12/04/19)
FOULS	23	at Indiana (12/13/19)

2019-20 OPPONENT TEAM GAME HIGHS

POINTS	96	at Indiana (12/13/19)
	95	at Creighton (12-07-19)
FIELD GOALS MADE	35	at Creighton (12-07-19)
	34	RUTGERS (01/03/20)
	34	SOUTHERN U. (11/22/19)
FIELD GOAL ATTEMPTS	83	SOUTHERN U. (11/22/19)
FIELD GOAL PERCENTAGE	.545 (30-55)	at Ohio St. (01/14/20)
	.540 (34-63)	RUTGERS (01/03/20)
3 PT FIELD GOALS MADE	18	at Wisconsin (01/21/20)
	13	at Creighton (12-07-19)
3 PT FG ATTEMPTS	35	PURDUE (12/15/19)
3 PT FG PERCENTAGE	.529 (18-34)	at Wisconsin (01/21/20)
	.480 (12-25)	UC RIVERSIDE (11/05/19)
FREE THROWS MADE	27	at Indiana (12/13/19)
	13	SOUTHERN UTAH (11/09/19)
FREE THROW ATTEMPTS	38	at Indiana (12/13/19)
FREE THROW PERCENTAGE	.900 (9-10)	SOUTHERN U. (11/22/19)
	.889 (8-9)	UC RIVERSIDE (11/05/19)
REBOUNDS	58	SOUTHERN UTAH (11/09/19)
	54	at Indiana (12/13/19)
	54	SOUTHERN U. (11/22/19)
ASSISTS	23	at Wisconsin (01/21/20)
	21	INDIANA (01/18/20)
STEALS	8	UC RIVERSIDE (11/05/19)
	7	A&M-CORPUS CHRISTI (12/29/19)
	7	vs George Mason (11/26/19)
	7	SOUTHERN UTAH (11/09/19)
BLOCKED SHOTS	9	at Ohio St. (01/14/20)
	8	INDIANA (01/18/20)
TURNOVERS	21	A&M-CORPUS CHRISTI (12/29/19)
FOULS	25	SOUTHERN U. (11/22/19)

2019-20 NEBRASKA TEAM GAME LOWS

POINTS	47	UC RIVERSIDE (11/05/19)
	57	at Northwestern (01/11/20)
FIELD GOALS MADE	16	UC RIVERSIDE (11/05/19)
	20	RUTGERS (01/03/20)
	49	vs South Fla. (11/27/19)
FIELD GOAL ATTEMPTS	49	vs South Fla. (11/27/19)
FIELD GOAL PERCENTAGE	.291 (16-55)	UC RIVERSIDE (11/05/19)
	.313 (21-67)	at Northwestern (01/11/20)
3 PT FIELD GOALS MADE	5	SOUTHERN UTAH (11/09/19)
	6	UC RIVERSIDE (11/05/19)
	6	vs South Fla. (11/27/19)
	6	at Wisconsin (01/21/20)
3 PT FG ATTEMPTS	14	vs South Fla. (11/27/19)
3 PT FG PERCENTAGE	.192 (5-26)	SOUTHERN UTAH (11/09/19)
	.231 (6-26)	UC RIVERSIDE (11/05/19)
FREE THROWS MADE	3	at Ohio St. (01/14/20)
	6	at Northwestern (01/11/20)
FREE THROW ATTEMPTS	5	at Ohio St. (01/14/20)
FREE THROW PERCENTAGE	.474 (9-19)	UC RIVERSIDE (11/05/19)
	.514 (19-37)	SOUTHERN U. (11/22/19)
REBOUNDS	26	vs George Mason (11/26/19)
	28	SOUTHERN U. (11/22/19)
ASSISTS	9	at Creighton (12-07-19)
	10	vs South Fla. (11/27/19)
STEALS	2	vs South Fla. (11/27/19)
	2	at Ohio St. (01/14/20)
	0	at Indiana (12/13/19)
BLOCKED SHOTS	0	at Indiana (12/13/19)
TURNOVERS	6	at Northwestern (01/11/20)
FOULS	9	PURDUE (12/15/19)

2019-20 OPPONENT TEAM GAME LOWS

POINTS	52	A&M-CORPUS CHRISTI (12/29/19)
	56	PURDUE (12/15/19)
FIELD GOALS MADE	20	A&M-CORPUS CHRISTI (12/29/19)
FIELD GOAL ATTEMPTS	55	UC RIVERSIDE (11/05/19)
	55	at Ohio St. (01/14/20)
FIELD GOAL PERCENTAGE	.304 (24-79)	PURDUE (12/15/19)
	.317 (20-63)	A&M-CORPUS CHRISTI (12/29/19)
3 PT FIELD GOALS MADE	3	SOUTH DAKOTA ST. (11/15/19)
3 PT FG ATTEMPTS	15	RUTGERS (01/03/20)
3 PT FG PERCENTAGE	.121 (4-33)	IOWA (01/07/20)
	.143 (3-21)	SOUTH DAKOTA ST. (11/15/19)
FREE THROWS MADE	2	PURDUE (12/15/19)
	2	IOWA (01/07/20)
	2	at Northwestern (01/11/20)
FREE THROW ATTEMPTS	5	PURDUE (12/15/19)
	5	IOWA (01/07/20)
	5	at Northwestern (01/11/20)
FREE THROW PERCENTAGE	.385 (5-13)	A&M-CORPUS CHRISTI (12/29/19)
REBOUNDS	34	NORTH DAKOTA (12/21/19)
	35	at Ohio St. (01/14/20)
ASSISTS	7	SOUTH DAKOTA ST. (11/15/19)
STEALS	2	NORTH DAKOTA (12/21/19)
	2	at Northwestern (01/11/20)
	2	at Ohio St. (01/14/20)
	2	INDIANA (01/18/20)
BLOCKED SHOTS	1	NORTH DAKOTA (12/21/19)
	2	UC RIVERSIDE (11/05/19)
TURNOVERS	9	vs South Fla. (11/27/19)
	9	PURDUE (12/15/19)
FOULS	11	at Northwestern (01/11/20)

2019-20 SUPERLATIVES

NEBRASKA WIN/LOSS MARGIN

	1	2	3	4	5	6	7	8	9	10	11	12	13	14	15	16	17	18	19	20	+20
Husker Wins	0	0	0	0	0	1	2	0	0	0	1	0	0	1	0	0	1	0	0	0	1
Husker Losses	2	0	1	0	1	1	0	1	0	0	0	1	0	1	0	0	2	0	3	0	0

2019-20 NEBRASKA INDIVIDUAL GAME HIGHS

Points	26	Haanif Cheatham vs South Fla. (11/27/19)
	25	Dachon Burke at Indiana (12/13/19)
	24	Cam Mack vs South Dakota St. (11/15/19)
Field Goals Made	10	Dachon Burke at Wisconsin (01/21/20)
	9	Dachon Burke at Indiana (12/13/19)
Field Goal Att.	18	Jervay Green vs Southern Utah (11/09/19)
	16	Dachon Burke at Indiana (12/13/19)
FG Pct (min 5 made)	.857 (6-7)	Cam Mack at Rutgers (01/25/20)
	.800 (8-10)	Haanif Cheatham vs Washington St. (11/25/19)
3-Point FG Made	5	Thor Thorbjarnarson at Rutgers (01/25/20)
	5	Thor Thorbjarnarson at Ohio St. (01/14/20)
3-Point FG Att.	8	Thor Thorbjarnarson at Rutgers (01/25/20)
	8	Cam Mack vs Indiana (01/18/20)
	8	Thor Thorbjarnarson at Ohio St. (01/14/20)
	8	Dachon Burke at Indiana (12/13/19)
	8	Cam Mack at Indiana (12/13/19)
	8	Jervay Green vs Southern Utah (11/09/19)
3-Pt FG Pct (min 2 made)	1.000 (2-2)	Thor Thorbjarnarson vs Southern U. (11/22/19)
	.800 (4-5)	Cam Mack at Rutgers (01/25/20)
	.800 (4-5)	Matej Kavas vs North Dakota (12/21/19)
	.800 (4-5)	Thor Thorbjarnarson at Creighton (12-07-19)
Free Throws Made	9	Haanif Cheatham vs South Fla. (11/27/19)
	8	Haanif Cheatham vs A&M-Corpus Christi (12/29/19)
Free Throw Att.	11	Cam Mack vs Indiana (01/18/20)
	11	Haanif Cheatham vs South Fla. (11/27/19)
	11	Cam Mack vs Washington St. (11/25/19)
FT Pct (min 4 made)	1.000 (4-4)	Haanif Cheatham at Rutgers (01/25/20)
	1.000 (4-4)	Dachon Burke vs Southern Utah (11/09/19)
Rebounds	14	Yvan Ouedraogo vs A&M-Corpus Christi (12/29/19)
	12	Yvan Ouedraogo vs South Dakota St. (11/15/19)
Assists	12	Cam Mack vs Purdue (12/15/19)
	11	Cam Mack vs Southern Utah (11/09/19)
Steals	5	Dachon Burke vs George Mason (11/26/19)
	4	Thor Thorbjarnarson vs A&M-Corpus Christi (12/29/19)
Blocked Shots	3	Dachon Burke vs A&M-Corpus Christi (12/29/19)
	3	Jervay Green vs UC Riverside (11/05/19)
Turnovers	5	Cam Mack vs North Dakota (12/21/19)
	5	Cam Mack vs Washington St. (11/25/19)
	5	Yvan Ouedraogo vs South Dakota St. (11/15/19)
Fouls	5	Kevin Cross vs Indiana (01/18/20)
	5	Thor Thorbjarnarson at Northwestern (01/11/20)
	5	Cam Mack vs Washington St. (11/25/19)
	5	Jervay Green vs UC Riverside (11/05/19)
Minutes	46	Jervay Green vs Southern Utah (11/09/19)
	45	Cam Mack at Indiana (12/13/19)

2019-20 OPPONENT INDIVIDUAL GAME HIGHS

Points	31	Micah Bradford vs Southern U. (11/22/19)
	30	Marcus Zegarowski at Creighton (12-07-19)
	27	CJ Elleby vs Washington St. (11/25/19)
Field Goals Made	13	Marcus Zegarowski at Creighton (12-07-19)
	11	Micah Bradford vs Southern U. (11/22/19)
Field Goal Att.	23	Joe Wieskamp vs Iowa (01/07/20)
	21	CJ Elleby vs Washington St. (11/25/19)
FG Pct (min 5 made)	1.000 (8-8)	Caleb McConnell vs Rutgers (01/03/20)
	.875 (7-8)	Joey Brunk vs Indiana (01/18/20)
3-Point FG Made	6	Micah Bradford vs Southern U. (11/22/19)
	5	Jamal Hartwell II vs George Mason (11/26/19)
3-Point FG Att.	11	Micah Bradford vs Southern U. (11/22/19)
	10	Miller Kopp at Northwestern (01/11/20)
	10	Joe Wieskamp vs Iowa (01/07/20)
	10	Jamal Hartwell II vs George Mason (11/26/19)
3-Pt FG Pct (min 2 made)	1.000 (2-2)	Micah Potter at Wisconsin (01/21/20)
	1.000 (2-2)	Caleb McConnell vs Rutgers (01/03/20)
Free Throws Made	7	Trayce Jackson-Davis at Indiana (12/13/19)
	7	CJ Elleby vs Washington St. (11/25/19)
	7	Dwayne Morgan vs Southern Utah (11/09/19)
Free Throw Att.	11	Trayce Jackson-Davis at Indiana (12/13/19)
	10	Justin Smith at Indiana (12/13/19)
FT Pct (min 4 made)	1.000 (7-7)	CJ Elleby vs Washington St. (11/25/19)
	1.000 (6-6)	Ty-Shon Alexander at Creighton (12-07-19)
	1.000 (4-4)	Aljami Durham at Indiana (12/13/19)
	1.000 (4-4)	Jordan Miller vs George Mason (11/26/19)
Rebounds	18	Luka Garza vs Iowa (01/07/20)
	18	George Willborn III vs UC Riverside (11/05/19)
Assists	7	D'Mitrik Trice at Wisconsin (01/21/20)
	6	Marcus Zegarowski at Creighton (12-07-19)
	6	Jamal Hartwell II vs George Mason (11/26/19)
Steals	4	Javon Greene vs George Mason (11/26/19)
	4	Jakolby Long vs Southern Utah (11/09/19)
Blocked Shots	5	Myles Johnson at Rutgers (01/25/20)
	5	AJ Wilson vs George Mason (11/26/19)
Turnovers	6	Pat Spencer at Northwestern (01/11/20)
	6	George Willborn III vs UC Riverside (11/05/19)
Fouls	5	Aljami Durham at Indiana (12/13/19)
	5	Christian Bishop at Creighton (12-07-19)
	5	Micah Bradford vs Southern U. (11/22/19)
	5	Jayden Saddler vs Southern U. (11/22/19)

2019-20 RECORD BY STARTING LINEUP

No.	Starting Lineup	Record
1.	Burke, Cheatham, Green, Mack, Ouedraogo	3-4
2.	Burke, Cheatham, Green, Kavas, Ouedraogo	1-0
3.	Burke, Cheatham, Green, Ouedraogo, Thorbjarnarson	0-1
4.	Burke, Cheatham, Mack, Ouedraogo, Thorbjarnarson	3-8

RECAPS

(-----Nebraska Individual Leaders-----)

Date	Opponent	Result	Record (B1G)	Attend.	Points	Rebounds	Assists	Steals
11/5	UC Riverside	L, 47-66	0-1 (0-0)	15,745	(11) Mack	(9) Mack	(3) Mack, Cheatham	(2) Green, Ouedraogo
11/9	Southern Utah	L, 78-79 (2OT)	0-2 (0-0)	15,828	(19) Cross	(8) Green	(11) Mack	(3) Green
11/15	South Dakota State	W, 90-73	1-2 (0-0)	15,946	(24) Mack	(12) Ouedraogo	(5) Green	(3) Mack
11/22	Southern	W, 93-86 (OT)	2-2 (0-0)	15,931	(22) Green	(7) Cheatham	(8) Mack	(2) Green
11/25	vs. Washington State	W, 82-71	3-2 (0-0)	660	(19) Cheatham	(8) Mack, Green, Cross	(6) Mack	(3) Mack
11/26	vs. George Mason	L, 66-85	3-3 (0-0)	1,066	(14) Burke	(5) Ouedraogo, Cross	(5) Green	(5) Burke
11/27	vs. South Florida	W, 74-67	4-3 (0-0)	512	(26) Cheatham	(5) Ouedraogo	(7) Mack	(2) Mack
12/4	at Georgia Tech	L, 56-73	4-4 (0-0)	5,133	(14) Cheatham	(11) Cheatham	(6) Mack	(2) Cheatham, Thorbjarnarson
12/7	at Creighton	L, 76-95	4-5 (0-0)	18,068	(14) Cheatham	(7) Burke	(3) Mack	(2) Burke
12/13	at Indiana*	L, 90-96 (OT)	4-6 (0-1)	17,222	(25) Burke	(10) Ouedraogo	(10) Mack	(2) Burke, Mack
12/15	Purdue*	W, 70-54	5-6 (1-1)	15,654	(18) Burke	(10) Mack	(12) Mack	(2) Burke, Cheatham
12/21	North Dakota	L, 74-75	5-7 (1-1)	15,010	(19) Mack	(9) Ouedraogo	(7) Mack	(3) Burke
12/29	Texas A&M-Corpus Christi	W, 73-52	6-7 (1-1)	14,968	(17) Cheatham	(14) Ouedraogo	(5) Mack	(4) Thorbjarnarson
1/3	Rutgers*	L, 62-79	6-8 (1-2)	15,024	(16) Cheatham	(5) Mack, Burke	(6) Mack	(2) Green
1/7	Iowa *	W, 76-70	7-8 (2-2)	14,722	(17) Thorbjarnarson	(9) Thorbjarnarson	(10) Mack	(2) Thorbjarnarson, Easley
1/11	at Northwestern *	L, 57-62	7-9 (2-3)	5,664	(11) Mack	(10) Mack	(7) Mack	(3) Cheatham
1/14	at No. 21 Ohio State *	L, 68-80	7-10 (2-4)	12,954	(15) Thorbjarnarson	(6) Thorbjarnarson	(6) Mack	(1) Mack, Burke
1/18	Indiana *	L, 74-82	7-11 (2-5)	15,925	(20) Mack	(9) Thorbjarnarson	(9) Mack	(3) Thorbjarnarson, Easley
1/21	at Wisconsin	L, 68-82	7-12 (2-6)	16,856	(20) Burke	(8) Burke, Ouedraogo	(6) Mack	(3) Cross
1/24	at No. 24 Rutgers	L, 72-75	7-13 (2-7)	8,000	(19) Mack	(8) Thorbjarnarson	(5) Burke	(2) Green

THE LAST TIME...

Nebraska...	A Nebraska Opponent...
Scored 100 or more points.....106; vs. Mississippi Valley State, 11/6/18	101; TCU, 3/15/99
Scored 90 or more points.....90; at Indiana, 12/13/19	96; at Indiana, 12/13/19
Scored 41 to 50 points.....47; UC Riverside, 11/5/19	50; Northwestern, 2/16/19
Scored 40 or fewer points38; at Oregon, 12/15/12	38; Southwest Minnesota State, 12/28/18
Shot 70% from the field......723; vs. UNC Wilmington 12/5/97 (34-47)	.723; Kansas, 2/2/85 (34-47)
Shot 60% from the field......628; vs. Northwestern, 2/3/15 (27-43)	.630; Michigan, 3/5/17 (34-54)
Shot 90% from the free throw line (Min 10 attempts)......909; vs. Southwest Minnesota State, 12/28/18 (10-11)	.917; vs. Wisconsin (BTT), 3/15/19 (11-12)
Made 10, 3-Point Field Goals11; a at Rutgers, 1/24/20 (11-28)	18; at Wisconsin, 1/21/20 (18-34)
Had 60 rebounds.....60; vs. Oral Roberts, 12/22/99	62; Colorado, 2/15/75
Had 50 rebounds.....50; at Illinois, 2/2/19	54; at Indiana, 12/13/19
Had 30 assists35, vs. Northeastern Illinois, 12/21/94	30; Iowa State, 2/3/93
Had 15 steals15, vs. Texas A&M-Corpus Christi 12/29/19	15; Florida State, 12/31/05
Had 10 blocked shots14; at Northwestern, 1/2/18	11; at Michigan State, 12/3/17
Had 10 or fewer turnovers10, at Rutgers, 1/24/20	9; Purdue, 12/15/19
Had 20 or more turnovers.....22; vs. Wisconsin, 2/9/17	22; vs. Rutgers (BTT), 3/13/19
Had three players with 20 pointsvs. Iowa, 3/10/19	Michigan, 1/14/17
.....(Palmer Jr. 27; Watson Jr. 23; Roby 23)	(Wagner 23, Irvin 21, Walton 20)
Had three players with 10 reboundsvs. Texas Tech, 1/19/00	at Kansas, 1/9/02
.....(Bradford 16, Ffriend 12, Truscott 11)	(Collison 13, Gooden 12, Simien 10)
Had five players reach double-figure points.....vs. Iowa, 1/7/2020	at Ohio State, 1/14/20
.....(Thorbjarnarson 17; Mack 15; Cheatham 14; Burke 13; Cross 11)	(A.Wesson 11; Young 10; K. Wesson 13, Carton 13; Walker 18; Liddel 10)
Had a player score 40 points41; Aleks Maric, vs. Kansas State, 2/13/07	41; Jarriss Jackson, Texas Tech, 2/18/06
Had a player score 30 points30; James Palmer Jr. vs. Rutgers (BTT), 3/13/19	30; Marcus Zegarowski, Creighton, 12/7/19
Had a player grab 15 rebounds16; Isaiah Roby vs. Northwestern, 2/16/19	18; Luka Garza, Iowa 1/7/20
Had a player dish out 10 assists.....10; Cam Mack vs. Iowa, 1/7/20	10; Xavier Simpson, Michigan, 2/28/19
Had a player collect five steals5; Dachon Burke vs George Mason, 11/26/18	7; Josh Reeves, Penn State, 2/25/18
Had a player block five shots.....5; Isaiah Roby vs. Maryland, 2/6/18	5; AJ Wilson, George Mason, 11/26/19
Had a player with a triple double11 pt/10 reb/12 asst.; Cam Mack v. Purdue, 12/15/19	

MISC REVIEW

Nebraska Record When:	All (W)	All(L)	H(W)	H(L)	A (W)	A (L)						
Ahead at Halftime	5	1	5	1	0	0	Rebounds are Even	0	0	0	0	0
Behind at Halftime	2	12	0	4	2	8	Committing More TOs than Opp	2	1	1	0	1
Tied at Halftime	0	0	0	0	0	0	Committing Fewer TOs than Opp	3	12	3	5	0
Bench Outscores Opponent's	4	5	3	1	1	4	Turnovers are Even	2	0	1	0	1
Opponent Bench Outscores NU	3	6	2	4	1	2	Leading with 5:00 left	7	2	5	1	2
Bench scoring is even	0	2	0	0	0	2	Trailing with 5:00 left	0	11	0	4	0
Shooting 50% or Better	3	0	1	0	2	0	Tied with 5:00 left	0	0	0	0	0
Shooting Under 50%	4	13	4	5	0	8	In Overtime	1	2	1	1	0
Opp. Shoots 50% or Better	0	4	0	2	0	2	Scoring 80 or more points	3	1	2	0	1
Opp. Shoots Under 50%	7	9	5	3	2	6	Scoring 61 to 79 points	4	9	3	4	1
Outshooting Opponent (pct.)	6	0	5	0	1	0	Scoring 60 or fewer points	0	3	0	1	0
Outshot by Opponent (pct.)	1	12	0	4	1	8	Allowing 80 or more points	1	6	1	1	0
Shooting is even	0	1	0	1	0	0	Allowing 61 to 79 points	4	7	2	4	2
Outrebounding Opponent	2	1	2	1	0	0	Allowing 60 or fewer points	2	0	2	0	0
Outrebounded by Opponent	5	12	3	4	2	8						

MISC REVIEW

Biggest margin of victory	21, Texas A&M-Corpus Christi (12/29)	Largest halftime lead surrendered in loss	11, Southern Utah (11/9)
Biggest margin of defeat	19, UC Riverside (11/5); vs. George Mason (11/26); at Creighton (12/7)	Largest lead at any time	31, South Dakota State (11/15)
Largest deficit overcome in win.....	8, Southern (11/22)	Largest deficit at any time.....	32, at Creighton (12/7)
Largest halftime deficit overcome in win	N/A	Largest runs without opponent scoring	13, South Dakota State (8:10-4:22, 1st)
Largest lead surrendered in loss.....	14, Southern Utah (11/9)	Largest opponent run without NU scoring.....	13, Southern (3:40-1:14, 1st)

SPECIALITY STATS

Opponent	NU-Opp Paint	NU-Opp off TO	NU-Opp 2nd Ch.	NU-Opp Bench	Largest Lead	Largest Deficit	Tip	1st Sub(s)
UC Riverside	18-22	14-3	0-11	14-18	9, (13:12, 1st)	20 (2nd, 1:19)	Won	Cross, Kavas
Southern Utah	42-48	12-13	3-9	28-29	15 (4:10, 1st)	4 (2nd, 0:05)	Lost	Cross
South Dakota State	50-48	16-7	11-13	20-24	31 (4:50, 1st)	-	Won	Cross
Southern	38-38	18-11	3-16	30-23	13 (5:07, 1st)	8 (2nd, 14:06)	Lost	Cross, Kavas
vs. Washington State	40-42	19-17	4-20	19-14	16 (7:22, 2nd)	6 (1st, 6:44)	Won	Cross
vs. George Mason	24-34	15-11	9-17	26-15	2 (10:44, 1st)	21 (1:23, 2nd)	Lost	Cross
vs. South Florida	32-34	12-10	2-15	12-19	8 (8:14, 1st)	8 (6:42, 2nd)	Lost	Cross
at Georgia Tech	30-48	10-18	5-7	13-10	4 (12:32, 1st)	20 (0:16, 2nd)	Lost	Cross
at Creighton	34-38	11-11	10-7	29-12	-	32 (18:36, 2nd)	Won	Mack, Cross
at Indiana	42-52	21-10	10-26	3-28	4 (7:04, 1st)	9 (16:57, 1st)	Lost	Cross
Purdue	26-32	13-12	9-12	13-17	16 (0:24, 2nd)	3 (6:19, 1st)	Lost	Cross, Kavas
North Dakota	36-30	15-16	6-11	24-8	4 (18:33, 1st)	8 (10:37, 2nd)	Won	Cross, Green
Texas A&M-Corpus Christi	32-22	24-13	17-6	23-21	24 (5:18, 2nd)	1 (17:52, 1st)	Won	Cross, Green
Rutgers	24-52	11-15	0-12	21-24	5 (13:06, 1st)	22 (10:58, (2nd)	Lost	Cross
Iowa	26-52	10-16	3-17	12-4	12 (8:03, 1st)	1 (12:41, 2nd)	Lost	Cross, Kavas
at Northwestern	22-22	7-6	2-11	20-15	5 (17:13, 1st)	18 (1:13, 1st)	Lost	Cross
at No. 21 Ohio State	38-34	17-15	13-12	15-15	4 (17:29, 1st)	25 (8:25, 2nd)	Lost	Cross
Indiana	30-40	13-10	9-15	15-21	9 (12:18, 1st)	19 (15:02, 2nd)	Lost	Cross
at Wisconsin	36-16	19-9	10-12	17-29	4 (17:38; 1st)	18 (1:04, 2nd)	Lost	Cross
at No. 24 Rutgers	30-30	16-11	5-17	22-22	7 (16:26, 1st)	14 (14:36, 2nd)	Won	Easley

NEBRASKA SEASON/CAREER BESTS

#0 AKOL AROP

Points
Season: 2 at Creighton (12/7)
Career: Same

Rebounds
Season: 4 at Creighton (12/7)
Career: Same

Field Goals
Season: None
Career: Same

Field Goal Attempts
Season: 1 vs. UC Riverside (11/5); at Creighton (12/7)
Career: Same

3-Point Field Goals
Season: None
Career: Same

3-Point Field Goal Attempts
Season: 1 vs. UC Riverside (11/5)
Career: Same

Free Throws
Season: 2 at Creighton (12/7)
Career: Same

Free Throw Attempts
Season: 2 at Creighton (12/7)
Career: Same

Assists
Season: None
Career: Same

Steals
Season: None
Career: Same

Blocks
Season: 1 at Creighton (12/7); at Wisconsin (1/21)
Career: Same

Minutes Played
Season: 3 at Creighton (12/7)
Career: Same

#1 KEVIN CROSS

Points
Season: 19 vs. Southern Utah (11/9)
Career: Same

Rebounds
Season: 8 vs. Washington State (11/25)
Career: Same

Field Goals
Season: 8 vs. Southern Utah (11/9)
Career: Same

Field Goal Attempts
Season: 15 vs. Southern Utah (11/9)
Career: Same

3-Point Field Goals
Season: 3 at Northwestern (1/11); at Wisconsin (1/21)
Career: Same

3-Point Field Goal Attempts
Season: 7 at Northwestern (1/11)
Career: Same

Free Throws
Season: 3 vs. Rutgers (1/4)
Career: Same

Free Throw Attempts
Season: 3 vs. Rutgers (1/4)
Career: Same

Assists
Season: 3 three times, last at Rutgers (1/24/20)
Career: Same

Steals
Season: 3 at Wisconsin (1/21)
Career: Same

Blocks
Season: 2 vs. SDSU (11/15); vs. Washington State (11/25)
Career: Same

Minutes Played
Season: 36 vs. Southern Utah (11/9)
Career: Same

#3 CAM MACK

Points
Season: 24 vs. SDSU (11/15)
Career: Same

Rebounds
Season: 10 vs. Purdue (12/15); at Northwestern (1/11)
Career: Same

Field Goals
Season: 8 vs. SDSU (11/15)
Career: Same

Field Goal Attempts
Season: 15 at Ohio State (1/14); at Wisconsin (1/21)
Career: Same

3-Point Field Goals
Season: 4 at Rutgers (1/24/20)
Career: Same

3-Point Field Goal Attempts
Season: 8 at Indiana (12/13); vs. Indiana (1/18)
Career: Same

Free Throws
Season: 7 vs. Indiana (1/18)
Career: Same

Free Throw Attempts
Season: 11 vs. Washington State (11/25); vs. Indiana (1/18)
Career: Same

Assists
Season: 12 vs. Purdue (12/15)
Career: Same

Steals
Season: 3 three times, last vs. TAMU-CC (12/29)
Career: Same

Blocks
Season: 2 four times, last at Ohio State (1/14)
Career: Same

Minutes Played
Season: 45 at Indiana (12/13)
Career: Same

#11 DACHON BURKE JR.

Points
Season: 25 at Indiana (12/13)
Career: Same

Rebounds
Season: 8 at Wisconsin (1/21)
Career: Same

Field Goals
Season: 10 at Wisconsin (1/21)
Career: Same

Field Goal Attempts
Season: 14 at Northwestern (1/11); at Wisconsin (1/21)
Career: Same

3-Point Field Goals
Season: 4 at Indiana (12/13); vs. Purdue (12/15)
Career: Same

3-Point Field Goal Attempts
Season: 8 at Indiana (12/13)
Career: Same

Free Throws
Season: 6 vs. SDSU (11/15)
Career: Same

Free Throw Attempts
Season: 9 vs. SDSU (11/15)
Career: Same

Assists
Season: 5 at Rutgers (1/24/20)
Career: Same

Steals
Season: 5 vs. George Mason (11/26)
Career: Same

Blocks
Season: 3 vs. TAMU-CC (12/29)
Career: Same

Minutes Played
Season: 40 at Indiana (12/13)
Career: Same

#22 HAANIF CHEATHAM

Points
Season: 26 vs. South Florida (11/27/19)
Career: Same

Rebounds
Season: 11 at Georgia Tech (12/4)
Career: Same

Field Goals
Season: 9 vs. South Florida (11/27/19)
Career: Same

Field Goal Attempts
Season: 15 at Indiana (12/13)
Career: Same

3-Point Field Goals
Season: 2 five times, last vs. Indiana (1/18)
Career: Same

3-Point Field Goal Attempts
Season: 6 at Indiana (12/13)
Career: Same

Free Throws
Season: 9 vs. South Florida (11/27/19)
Career: Same

Free Throw Attempts
Season: 11 vs. South Florida (11/27/19)
Career: Same

Assists
Season: 4 vs. Purdue (12/15)
Career: Same

Steals
Season: 3 at Northwestern (1/11)
Career: Same

Blocks
Season: 1 vs. Southern Utah (11/9); vs. SDSU (11/15)
Career: Same

Minutes Played
Season: 41 at Indiana (12/13)
Career: Same

#23 JERVAY GREEN

Points
Season: 22 vs. Southern (11/22)
Career: Same

Rebounds
Season: 8 vs. So. Utah (11/9); vs. Washington State (11/25)
Career: Same

Field Goals
Season: 7 vs. Southern (11/22)
Career: Same

Field Goal Attempts
Season: 18 vs. Southern Utah (11/9)
Career: Same

3-Point Field Goals
Season: 4 vs. Southern (11/22)
Career: Same

3-Point Field Goal Attempts
Season: 10 at Georgia Tech (12/4)
Career: Same

Free Throws
Season: 4 vs. Southern Utah (11/9); vs. Southern (11/22)
Career: Same

Free Throw Attempts
Season: 7 vs. Southern (11/22)
Career: Same

Assists
Season: 6 vs. Southern (11/22)
Career: Same

Steals
Season: 3 vs. Southern Utah (11/9)
Career: Same

Blocks
Season: 3 vs. UC Riverside (11/5)
Career: Same

Minutes Played
Season: 46 vs. Southern Utah (11/9)
Career: Same

#24 YVAN QUEDRAOGO

Points
Season: 11 vs. Southern (11/22); vs. TAMU-CC (12/29)
Career: Same

Rebounds
Season: 14 vs. TAMU-CC (12/29)
Career: Same

Field Goals
Season: 4 three times, last at Ohio State (1/14)
Career: Same

Field Goal Attempts
Season: 11 at Indiana (12/13)
Career: Same

3-Point Field Goals
Season: None
Career: Same

3-Point Field Goal Attempts
Season: None
Career: Same

Free Throws
Season: 5 vs. Southern (11/22); vs. TAMU-CC (12/29)
Career: Same

Free Throw Attempts
Season: 7 vs. Southern (11/22); vs. TAMU-CC (12/29)
Career: Same

Assists
Season: 3 vs. Iowa (1/7/20)
Career: Same

Steals
Season: 2 vs. UC Riverside (11/5); vs. George Mason (11/26)
Career: Same

Blocks
Season: 2 vs. George Mason (11/26)
Career: Same

Minutes Played
Season: 32 at Indiana (12/13)
Career: Same

#25 MATEJ KAVAS

Points
Season: 12 vs. North Dakota (12/21)
Career: Same

Rebounds
Season: 5 vs. TAMU-CC (12/29)
Career: Same

Field Goals
Season: 4 three times, last vs. TAMU-CC (12/29)
Career: Same

Field Goal Attempts
Season: 9 vs. TAMU-CC (12/29)
Career: Same

3-Point Field Goals
Season: 4 vs. North Dakota (12/21)
Career: Same

3-Point Field Goal Attempts
Season: 7 at Creighton (12/7)
Career: Same

Free Throws
Season: 5 vs. George Mason (11/26)
Career: Same

Free Throw Attempts
Season: 6 vs. George Mason (11/26)
Career: Same

Assists
Season: 1 seven times, last at Northwestern (1/11)
Career: Same

Steals
Season: 1 three times, last vs. TAMU-CC (12/29)
Career: Same

Blocks
Season: 1 vs. Southern (11/22)
Career: Same

Minutes Played
Season: 25 vs. UC Riverside (11/5)
Career: Same

NEBRASKA SEASON/CAREER BESTS

#30 CHARLIE EASLEY

Points

Season: 8 vs. Indiana (1/18)

Career: Same

Rebounds

Season: 2 at Rutgers (1/24/20)

Career: Same

Field Goals

Season: 2 three times, last at Rutgers (1/24/20)

Career: Same

Field Goal Attempts

Season: 7 at Rutgers (1/24/20)

Career: Same

3-Point Field Goals

Season: 2 vs. Indiana (1/18)

Career: Same

3-Point Field Goal Attempts

Season: 3 three times, last vs. Indiana (1/18)

Career: Same

Free Throws

Season: 3 vs. Rutgers (1/4)

Career: Same

Free Throw Attempts

Season: 3 vs. Rutgers (1/4)

Career: Same

Assists

Season: 1 three times, last at Ohio State (1/14)

Career: Same

Steals

Season: 3 vs. Indiana (1/18)

Career: Same

Blocks

Season: None

Career: Same

Minutes Played

Season: 23 at Rutgers (1/24/20)

Career: Same

#34 THORIR THORBJARNARSON

Points

Season: 17 three times, last at Rutgers (1/24/20)

Career: same

Rebounds

Season: 9 vs. Iowa (1/7/20); vs. Indiana (1/18)

Career: 10 vs. Wisconsin (1/29/18)

Field Goals

Season: 7 at Indiana (12/13)

Career: same

Field Goal Attempts

Season: 12 at Indiana (12/13)

Career: same

3-Point Field Goals

Season: 5 at Ohio State (1/14); at Rutgers (1/24/20)

Career: same

3-Point Field Goal Attempts

Season: 8 at Ohio State (1/14); at Rutgers (1/24/20)

Career: same

Free Throws

Season: 5 vs. Purdue (12/15)

Career: same

Free Throw Attempts

Season: 6 vs. Purdue (12/15)

Career: same

Assists

Season: 5 vs. Rutgers (1/4)

Career: same

Steals

Season: 4 vs. TAMU-CC (12/29)

Career: 5 vs. Maryland (3/14/19)

Blocks

Season: 1 vs. Southern (11/22)

Career: 2 vs. Iowa (3/10/19)

Minutes Played

Season: 41 at Indiana (12/13)

Career: same



#0 AKOL AROP | 6-6 | 195 | Fr. | F | Omaha, Neb.

CAREER STATS

Year	Total												Rebounds												
	GP	GS	Min	Avg	FG	FGA	Pct	3FG	3FGA	Pct	FT	FTA	Pct	Off	Def	Tot	Avg	PF	FO	Ast	TO	Blk	Stl	Pts	Avg
2019-20	9	0	12	1.3	0	2	.000	0	1	.000	2	2	1.000	1	7	8	0.9	0	0	0	2	2	0	2	0.2
TOTAL	9	0	12	1.3	0	2	.000	0	1	.000	2	2	1.000	1	7	8	0.9	0	0	0	2	2	0	2	0.2

2019-20 GAME BY GAME

Opponent	Date	GS	Min	TOTAL			3-PTS			REBOUNDS			PF	FO	A	TO	Blk	Stl	Pts	Avg				
				FG	FGA	Pct	3FG	3FGA	Pct	FT	FTA	Pct									Off	Def	Tot	Avg
UC Riverside	11/5/19	1	0	1	.000	0	1	.000	0	0	.000	0	1	1	1.0	0	0	0	0	0	0.0			
Southern Utah	11/9/19	DNP																						
South Dakota St.	11/15/19	1	0	0	.000	0	0	.000	0	0	.000	0	1	1	1.0	0	0	0	0	0	0.0			
Southern	11/22/19	DNP																						
vs. Washington State	11/25/19	DNP																						
vs. George Mason	11/26/19	DNP																						
vs. South Florida	11/27/19	DNP																						
at Georgia Tech	12/04/19	1	0	0	.000	0	0	.000	0	0	.000	0	0	0	0.7	0	0	0	0	0	0	0.0		
at Creighton	12/7/19	3	0	1	.000	0	0	.000	2	2	1.000	0	4	4	1.5	0	0	0	1	1	0	2	0.5	
at Indiana	12/13/19	0+	0	0	.000	0	0	.000	0	0	.000	0	0	0	1.2	0	0	0	0	0	0	0	0.4	
Purdue	12/15/19	DNP																						
North Dakota	12/21/19	DNP																						
TAMU-Corpus Christi	12/29/19	2	0	0	.000	0	0	.000	0	0	.000	0	1	1	1.2	0	0	0	1	0	0	0	0.3	
Rutgers	1/3/20	2	0	0	.000	0	0	.000	0	0	.000	0	0	0	1.0	0	0	0	0	0	0	0	0.3	
Iowa	1/7/20	DNP																						
at Northwestern	1/11/20	DNP																						
at No. 21 Ohio State	1/14/20	1	0	0	.000	0	0	.000	0	0	.000	0	0	0	0.9	0	0	0	0	0	0	0	0.3	
Indiana	1/18/20	DNP																						
at Wisconsin	1/21/20	1	0	0	.000	0	0	.000	0	0	.000	1	0	1	0.9	0	0	0	0	1	0	0	0.2	
at No. 24 Rutgers	1/24/20	DNP																						
Totals		0	12	0	2	.000	0	1	.000	2	2	1.000	1	7	8	0.9	0	0	0	2	2	0	2	0.2

NOTING AROP

- True freshman who has seen limited duty in his first season at Nebraska, playing in nine games
- Had an offensive rebound and a blocked shot in limited action at Wisconsin
- Played the final two minutes against Rutgers
- Grabbed a rebound in the final two minutes against Texas A&M-Corpus Christi
- Was used as a defensive sub against Indiana late in the game
- Earned his most extensive time against Creighton, totaling two points, four rebounds and a blocked shot in four minutes
- Played the final minute against Georgia Tech
- Had a rebound in a minute of work against South Dakota State
- Grabbed a rebound in his collegiate debut against UC Riverside
- 2019 Gatorade Player of the Year in Nebraska who averaged 19.4 points, 10.9 rebounds and 2.6 blocks per game as a senior at Omaha Creighton Prep High School
- First-team all-state selection by the Omaha World-Herald and Lincoln Journal Star after recording 19 double-doubles as a senior
- Totaled 1,268 points on 66 percent shooting, 733 rebounds and 162 blocks in three seasons at Creighton Prep
- Was AAU teammates with fellow Husker freshmen Jace Piatkowski, Charlie Easley and Bret Porter
- One of nine kids in the family, including older brother, Aguek, who plays basketball at San Diego State

MISC. STATS

Category	2019-20	Career
Double-Figure Scoring	0	0
Double-Figure Rebounding	0	0
Double-Figure Assists	0	0
Double-Doubles	0	0
Led NU in Scoring	0	0
Led NU in Rebounding	0	0
Led NU in Assists	0	0
20+ Point Games	0	0
30+ Point Games	0	0

TOP PERFORMANCES OF 2019-20

Category	No.	Opponent (Date)
Points	2	at Creighton (12/7/19)
Rebounds	4	at Creighton (12/7/19)
	1	at Wisconsin (1/21/20)
	1	Texas A&M-CC (12/29/19)
	1	UC Riverside (11/5/19)
	1	South Dakota State (11/15/19)
Assists	NA	



#1 KEVIN CROSS | 6-8 | 240 | Fr. | F | Little Rock, Ark.

CAREER STATS

Year	GP	GS	Total									Rebounds				PF	FO	Ast	TO	Blk	Stl	Pts	Avg		
			Min	Avg	FG	FGA	Pct	3FG	3FGA	Pct	FT	FTA	Pct	Off	Def									Tot	Avg
2019-20	20	0	367	18.4	55	146	.377	19	65	.292	18	29	.621	23	58	81	4.1	39	1	22	21	6	6	147	7.4
TOTAL	20	0	367	18.4	55	146	.377	19	65	.292	18	29	.621	23	58	81	4.1	39	1	22	21	6	6	147	7.4

2019-20 GAME BY GAME

Opponent	Date	GS	Min	TOTAL			3-PTS			REBOUNDS			PF	FO	A	TO	Blk	Stl	Pts	Avg				
				FG	FGA	Pct	3FG	FGA	Pct	FT	FTA	Pct									Off	Def	Tot	Avg
UC Riverside	11/05/19	14	1	10	.100	1	6	.167	1	2	.500	3	0	3	3.0	2	0	0	0	4	4.0			
Southern Utah	11/09/19	36	8	15	.533	1	3	.333	2	2	1.000	3	2	5	4.0	1	0	2	1	0	19	11.5		
South Dakota St.	11/15/19	17	4	5	.800	1	1	1.000	1	1	1.000	0	2	2	3.3	4	0	0	1	2	0	10	11.0	
Southern	11/22/19	23	4	6	.667	0	2	.000	0	2	.000	0	1	1	2.8	0	0	2	0	0	8	10.3		
vs. Washington St.	11/25/19	26	6	8	.750	2	4	.500	0	2	.000	0	8	8	3.8	0	0	1	3	2	0	14	11.0	
vs. George Mason	11/26/19	20	4	8	.500	3	5	.600	0	0	.000	1	4	5	4.0	1	0	1	2	1	0	11	11.0	
vs. South Florida	11/27/19	16	0	5	.000	0	2	.000	0	0	.000	0	1	1	3.6	0	0	1	1	0	0	0	9.4	
at Georgia Tech	12/04/19	17	1	6	.167	0	3	.000	0	0	.000	1	4	5	3.8	1	0	1	2	0	0	2	8.5	
at Creighton	12/7/19	10	0	3	.000	0	2	.000	0	2	.000	0	1	1	3.4	1	0	0	1	0	0	0	7.6	
at Indiana	12/13/19	13	1	3	.333	0	2	.000	1	2	.500	3	4	7	3.8	2	0	2	0	0	0	3	7.1	
Purdue	12/15/19	23	3	8	.375	1	4	.250	0	0	.000	1	6	7	4.1	1	0	3	1	0	1	7	7.1	
North Dakota	12/21/19	15	3	9	.333	1	4	.250	2	3	.667	3	2	5	4.2	4	0	1	3	0	0	9	7.3	
TAMU-Corpus Christi	12/29/19	15	1	4	.250	0	1	.000	0	0	.000	2	4	6	4.3	2	0	3	1	0	1	2	6.8	
Rutgers	1/3/20	19	2	9	.222	0	4	.000	3	3	1.000	2	2	4	4.3	1	0	0	0	0	0	7	6.9	
Iowa	1/7/20	18	3	8	.375	1	3	.333	4	5	.800	1	4	5	4.3	3	0	0	1	0	1	11	7.1	
at Northwestern	1/11/20	21	3	11	.273	3	7	.429	0	0	.000	2	3	5	4.4	1	0	2	0	0	0	9	7.3	
at No. 21 Ohio State	1/14/20	10	2	4	.500	1	1	1.000	0	0	.000	1	1	2	4.2	4	0	0	1	0	0	5	7.1	
Indiana	1/18/20	16	1	5	.200	1	3	.333	2	2	1.000	0	2	2	4.1	5	1	1	2	0	0	5	7.0	
at Wisconsin	1/21/20	21	6	11	.545	3	5	.600	2	3	.667	0	2	2	4.0	3	0	1	0	0	3	17	7.5	
at No 24 Rutgers	1/25/20	17	2	8	.250	0	3	.000	0	0	.000	0	5	5	4.1	3	0	3	0	0	0	4	7.4	
Totals		0	367	55	146	.377	19	65	.292	18	29	.621	23	58	81	4.1	39	1	22	21	6	6	147	7.4

NOTING CROSS

- True freshman who is splitting time at center and can step out to 3-point range
- Finished with four points, five boards and a season-high three assists at Rutgers
- Provided a big spark off the bench, scoring 17 points, including a trio of 3-pointers, and three steals at Wisconsin
- Finished with nine points, including a career-high three 3-pointers, at Northwestern
- Made a big contribution off the bench with 11 points, including eight in the second half, and five boards vs. Iowa
- Tallied seven points and four boards in 19 minutes off the bench against Rutgers
- Turned in a solid effort against Texas A&M-CC with six rebounds and three assists in 15 minutes of work
- Came off the bench to score nine points and grab five rebounds against North Dakota
- Finished with seven points, seven rebounds and three assists in a win over Purdue
- Had three points, but chipped in seven rebounds and two assists at Indiana
- Totaled 11 points - all in the second half - and tied for team high with five rebounds against George Mason
- Finished with 14 points on 6-of-8 shooting and a season-high eight rebounds in a win over Washington State
- Scored all eight points of his in the second half against Southern and added two assists in the overtime win
- Came off the bench with 10 points on 4-of-5 shooting in 17 minutes against South Dakota State
- Led Nebraska with 19 points on 8-of-15 shooting against Southern Utah, as his 19 points were the most by a Husker freshman since 2013
 - Two-time all-state performer at Mills University Studies High School helping his team to state runner-up finishes in 2018 and 2019
 - Averaged 18 points, 10 rebounds and two assists per game as a senior, earning second-team all-state (all classes) recognition by the Arkansas Democrat Gazette

MISC. STATS

Category	2019-20	Career
Double-Figure Scoring	6	6
Double-Figure Rebounding	0	0
Double-Figure Assists	0	0
Double-Doubles	0	0
Led NU in Scoring	1	1
Led NU in Rebounding	2	2
Led NU in Assists	0	0
20+ Point Games	0	0
30+ Point Games	0	0

TOP PERFORMANCES OF 2019-20

Category	No.	Opponent (Date)
Points	19	Southern Utah (11/9/19)
	17	at Wisconsin (1/21/20)
	14	vs. Washington State (11/25/19)
Rebounds	8	vs. Washington State (11/25/19)
	7	at Indiana (12/13/19)
	7	Purdue (12/15/19)
Assists	3	Purdue (12/15/19)
	3	at Rutgers (1/24/20)
	3	Texas A&M-CC (12/29/19)
	2	at Indiana (12/13/19)
	2	Southern (11/22/19)
2	at Northwestern	



#3 CAM MACK | 6-2 | 175 | So. | G | Austin, Texas

CAREER STATS

Year	GP		Total				Rebounds										PF		FO		Ast		TO		Blk		Stl		Pts		Avg
			Min	Avg	FG	FGA	Pct	3FG	3FGA	Pct	FT	FTA	Pct	Off	Def	Tot	Avg														
2019-20	20	18	704	35.2	92	219	.420	32	91	.352	50	85	.588	19	72	91	4.6	49	1	133	54	9	23	266	13.3						
TOTAL	20	18	704	35.2	92	219	.420	32	91	.352	50	85	.588	19	72	91	4.6	49	1	133	54	9	23	266	13.3						

2019-20 GAME BY GAME

Opponent	Date	GS	Min	TOTAL			3-PTS			REBOUNDS			PF	FO	A	TO	Blk	Stl	Pts	Avg				
				FG	FGA	Pct	3FG	3FGA	Pct	FT	FTA	Pct									Off	Def	Tot	Avg
UC Riverside	11/05/19	*	32	4	13	.308	2	5	.400	1	2	.500	3	6	9	9.0	1	0	3	2	0	11	11.0	
Southern Utah	11/09/19	*	42	5	14	.357	0	6	.000	3	6	.500	1	6	7	8.0	2	0	11	3	1	2	13	12.0
South Dakota St.	11/15/19	*	35	8	14	.571	3	6	.500	5	7	.714	1	1	2	6.0	2	0	4	1	0	3	24	16.0
Southern	11/22/19	*	36	6	11	.545	0	0	.000	4	7	.571	1	1	2	5.0	3	0	8	3	0	1	16	16.0
vs Washington St.	11/25/19	*	37	2	8	.250	0	2	.000	6	11	.545	1	7	8	5.6	5	1	6	5	0	3	10	14.8
vs George Mason	11/26/19	*	30	4	9	.444	1	3	.333	0	0	.000	1	1	2	5.0	4	0	3	4	0	0	9	13.8
vs. South Florida	11/27/19	*	27	2	5	.400	0	0	.000	1	2	.500	1	3	4	4.9	1	0	7	1	0	2	5	12.6
at Georgia Tech	12/04/19	*	35	4	11	.364	1	3	.333	2	4	.500	1	1	2	4.5	4	0	6	3	1	1	11	12.4
at Creighton	12/7/19	*	30	4	9	.444	1	3	.333	3	5	.600	0	2	2	4.2	3	0	3	2	1	1	12	12.3
at Indiana	12/13/19	*	45	5	14	.357	3	8	.375	2	2	1.000	0	3	3	4.1	3	0	10	4	0	2	15	12.6
Purdue	12/15/19	*	35	4	7	.571	3	4	.750	0	0	.000	2	8	10	4.6	2	0	12	3	1	1	11	12.5
North Dakota	12/21/19	*	38	7	9	.778	3	5	.600	2	4	.500	2	5	7	4.8	4	0	7	5	0	1	19	13.0
TAMU-Corpus Christi	12/29/19	*	31	3	9	.333	1	4	.250	3	4	.750	0	3	3	4.7	1	0	5	2	0	3	10	12.8
Rutgers	1/3/20	*	32	3	8	.375	2	5	.400	3	5	.600	2	3	5	4.7	3	0	6	2	0	1	11	12.6
Iowa	1/7/20	*	39	6	13	.462	2	7	.286	1	2	.500	0	2	2	4.5	0	0	10	1	0	0	15	12.8
at Northwestern	1/11/20	*	40	4	13	.308	1	6	.167	2	5	.400	2	8	10	4.9	1	0	7	3	0	0	11	12.7
at No. 21 Ohio State	1/14/20	*	37	5	15	.333	0	4	.000	0	0	.000	1	1	2	4.7	4	0	6	1	2	1	10	12.5
Indiana	1/18/20	*	37	5	15	.333	3	8	.375	7	11	.636	0	3	3	4.6	3	0	9	3	1	0	20	12.9
at Wisconsin	1/21/20	*	36	5	15	.333	2	7	.286	2	3	.667	0	7	7	4.7	1	0	6	3	1	0	14	13.0
at No 24 Rutgers	1/25/20	*	30	6	7	.857	4	5	.800	3	5	.600	0	1	1	4.6	2	0	4	3	1	1	19	13.3
Totals		18	704	92	219	.420	32	91	.352	50	85	.588	19	72	91	4.6	49	1	133	54	9	23	266	13.3

NOTING MACK

- Junior college transfer who has emerged as the Huskers' starting point guard
- Had 16 of his team-high 19 points in the second half at Rutgers, hitting a career-high four 3-pointers
- Totaled 14 points, seven rebounds and six assists in the loss at Wisconsin
- Posted his second 20-point game of the year with 20 points and nine assists against Indiana
- Nearly posted a triple double with 11 points, 10 rebounds and seven assists at Northwestern
- Posted his fourth double-double of the season with 15 points and 10 assists vs. Iowa
- Finished with 11 points, six assists and five boards against Rutgers
- Had 10 points, five assists and three steals in the win over Texas A&M-Corpus Christi
- Totaled a team-high 19 points along with seven rebounds and seven assists against North Dakota
- Recorded the first triple-double in school history against Purdue with 11 points, 12 assists and 10 rebounds and is the first Husker in at least 30 years with a points-assists double-double in consecutive games
- Shined against Indiana with a double-double, finishing with 15 points, including a trio of 3-pointers, and 10 assists
- Came off the bench with 12 points and three assists at Creighton
- Finished with 11 points and six assists in the loss at Georgia Tech
- Came off the bench in the win over South Florida and had seven assists and five points in 27 minutes
- Nearly posted his second double-double of the season with 10 points, eight rebounds and six assists vs. Washington State
- Finished with 16 points and eight assists in the win over Southern
- Posted his first 20-point game with 24 points, four assists and three steals in the win over South Dakota State
- Dished out 11 assists - the most by a Husker since 2010 - while scoring 13 points and snaring seven rebounds against Southern Utah
- Nearly posted a double-double in his Husker debut with 11 points and nine rebounds against UC Riverside
- Rated as the top point guard and No. 3 overall JC player in the country according to JUCORrecruiting.com
- Garnered first-team All-Region 18 honors at Salt Lake Community College, averaging 19.1 points, 7.6 assists, 5.9 rebounds and 2.4 steals per game in 2018-19
- Ranked fifth nationally in NJCAA in assists per game while finishing 24th nationally in steals per game
- Totaled five 30-point games and had 10-or-more assists nine times in his year at the school
- Led Christian Life Preparatory High School to a Texas Christian Athletic League Class 4A state championship as a senior, averaging 24.5 points, 2.5 rebounds, 1.5 steals and 1.2 assists per game

MISC. STATS

Category	2019-20	Career
Double-Figure Scoring	18	18
Double-Figure Rebounding	2	2
Double-Figure Assists	4	4
Double-Doubles	5	5
Triple-Doubles	1	1
Led NU in Scoring	6	6
Led NU in Rebounding	5	5
Led NU in Assists	18	18
20+ Point Games	2	2
30+ Point Games	0	0

TOP PERFORMANCES OF 2019-20

Category	No.	Opponent (Date)
Points	24	South Dakota State (11/15/19)
	20	Indiana (1/18/20)
	19	North Dakota (12/21/19)
	19	at Rutgers (1/24/20)
Rebounds	10	Purdue (12/15/19)
	10	at Northwestern (1/11/20)
	9	UC Riverside (11/5/19)
Assists	12	Purdue (12/15)
	11	Southern Utah (11/9/19)
	10	at Indiana (12/13/19)
	10	Iowa (1/7/20)



#11 DACHON BURKE JR. | 6-4 | 180 | Jr. | G | Orange, N.J.

CAREER STATS

Year	GP	GS	Total		Total									Rebounds				PF	FO	Ast	TO	Blk	Stl	Pts	Avg
			Min	Avg	FG	FGA	Pct	3FG	3FGA	Pct	FT	FTA	Pct	Off	Def	Tot	Avg								
2016-17*	33	17	755	22.9	95	226	.420	14	44	.318	47	64	.734	49	79	128	3.9	74	4	24	58	11	51	251	7.6
2017-18*	32	32	1044	32.6	210	458	.459	44	130	.338	98	156	.628	59	125	184	5.8	81	0	80	86	16	67	562	17.6
2019-20	20	20	567	28.4	89	223	.399	21	76	.276	34	63	.540	19	63	82	4.1	34	0	27	25	14	28	233	11.7
TOTAL	20	20	567	28.4	89	223	.399	21	76	.276	34	63	.540	19	63	82	4.1	34	0	27	25	14	28	233	11.7
<i>All*</i>	<i>85</i>	<i>69</i>	<i>2366</i>	<i>27.8</i>	<i>394</i>	<i>907</i>	<i>.434</i>	<i>79</i>	<i>250</i>	<i>.316</i>	<i>179</i>	<i>283</i>	<i>.633</i>	<i>127</i>	<i>267</i>	<i>394</i>	<i>4.6</i>	<i>189</i>	<i>4</i>	<i>131</i>	<i>169</i>	<i>41</i>	<i>146</i>	<i>1046</i>	<i>12.3</i>

2019-20 GAME BY GAME

Opponent	Date	GS	Min	TOTAL			3-PTS			REBOUNDS				PF	FO	A	TO	Blk	Stl	Pts	Avg			
				FG	FGA	Pct	3FG	FGA	Pct	FT	FTA	Pct	Off									Def	Tot	Avg
UC Riverside	11/05/19	*	23	2	7	.286	0	3	.000	3	4	.750	0	2	2	2.0	0	0	0	2	1	1	7	7.0
Southern Utah	11/09/19	*	33	4	10	.400	1	4	.250	4	4	1.000	0	4	4	3.0	4	0	2	1	1	1	13	10.0
South Dakota State	11/15/19	*	28	5	13	.385	1	4	.250	6	9	.667	3	4	7	4.3	2	0	1	0	0	1	17	12.3
Southern	11/22/19	*	17	3	6	.500	2	3	.667	1	6	.167	1	2	3	4.0	1	0	1	0	2	0	9	11.5
vs Washington St.	11/25/19	*	29	5	13	.385	1	2	.500	3	4	.750	1	4	5	4.2	0	0	2	0	0	1	14	12.0
vs George Mason	11/26/19	*	31	5	12	.417	2	5	.400	2	4	.500	0	2	2	3.8	1	0	1	4	1	5	14	12.3
vs. South Florida	11/27/19	*	31	8	11	.727	3	5	.600	2	4	.500	1	3	4	3.9	2	0	1	1	1	0	21	13.6
at Georgia Tech	12/04/19	*	20	1	9	.111	1	5	.200	1	2	.500	0	1	1	3.5	1	0	1	0	0	0	4	12.4
at Creighton	12/7/19	*	29	4	12	.333	0	2	.000	1	3	.333	1	6	7	3.9	2	0	2	2	0	2	9	12.0
at Indiana	12/13/19	*	40	9	16	.563	4	8	.500	3	4	.750	0	1	1	3.6	4	0	2	2	0	2	25	13.3
Purdue	12/15/19	*	32	7	13	.538	4	7	.571	0	1	.000	1	6	7	3.9	3	0	2	1	1	2	18	13.7
North Dakota	12/21/19	*	32	5	12	.417	0	2	.000	0	1	.000	1	2	3	3.8	1	0	1	0	0	3	10	13.4
TAMU-Corpus Christi	12/29/19	*	21	1	13	.077	0	4	.000	2	4	.500	2	4	6	4.0	1	0	0	1	3	2	4	12.7
Rutgers	1/3/20	*	26	2	9	.222	0	4	.000	1	4	.250	4	1	5	4.1	1	0	1	2	2	1	5	12.1
Iowa	1/7/20	*	28	5	8	.625	1	3	.333	2	3	.667	0	1	1	3.9	4	0	0	2	0	0	13	12.2
at Northwestern	1/11/20	*	33	3	14	.214	1	5	.200	0	0	.000	0	6	6	4.0	1	0	2	0	1	2	7	11.9
at No. 21 Ohio State	1/14/20	*	27	4	11	.364	0	2	.000	1	2	.500	2	2	4	4.0	1	0	2	2	0	1	9	11.7
Indiana	1/18/20	*	28	5	12	.417	0	4	.000	2	4	.500	1	3	4	4.0	1	0	0	1	0	2	12	11.7
at Wisconsin	1/21/20	*	36	10	14	.714	0	2	.000	0	0	.000	0	8	8	4.2	2	0	1	2	1	1	20	12.2
at No 24 Rutgers	1/25/20	*	23	1	8	.125	0	2	.000	0	0	.000	1	1	2	4.1	2	0	5	2	0	1	2	11.7
Totals		20	567	89	223	.399	21	76	.276	34	63	.540	19	63	82	4.1	34	0	27	25	14	28	233	11.7

NOTING BURKE

- Has started all 19 games as Nebraska has utilized a four-guard lineup in 2019-20
- Dished out a season-high five assists at Rutgers, but was held to two points on 1-of-8 shooting
- Posted his third 20-point game of the year at Wisconsin with 20 points on 10-of-14 shooting, and a season-high eight rebounds in 36 minutes
- Finished with 12 points, four rebounds and two steals against Indiana
- Had seven points, six rebounds and two assists at Northwestern
- Finished with 13 points in the win over Iowa
- Held to just four points, but grabbed six rebounds and blocked a season-high three shots vs. Texas A&M-CC
- Finished with 10 points, three rebounds and three steals vs. North Dakota
- Led Nebraska with 18 points, including 4-of-7 from 3-point range, and seven rebounds in a win over Purdue
- Scored a season-high 25 points at Indiana, including a game-tying 3-pointer with 1.0 second left in regulation, as went 9-of-16 from the field and had four 3-pointers
- Nearly had a double-double with nine points and a season-high seven boards at Creighton
- Enjoyed a strong performance at the Cayman Islands Classic, averaging 16.3 points per game on 50 percent shooting, 3.7 steals and 2.0 steals per game
- Totaled a season-high 21 points on 8-of-11 shooting including two crucial 3-pointers after South Florida pulled within one in the second half
- Totaled 14 points - including Nebraska's first 12 points - and a season-high five steals in the loss to George Mason
- Had 14 points and five rebounds in the win over Washington State
- Finished with nine points and two blocked shots in the overtime win over Southern
- Tallied a season-high 17 points and seven boards in 28 minutes of work against South Dakota State
- Reached double figures for the first time at Nebraska with 13 points and four rebounds vs. Southern Utah
- Sat out the 2018-19 season after transferring from Robert Morris
- Earned second-team All-Northeast Conference honors in 2017-18, averaging 17.6 points, 5.8 rebounds and 2.1 assists per game, as he led the NEC in steals and was fourth in scoring
- Four-time conference player of the week who reached double figures 30 times as a sophomore

MISC. STATS

Category	2019-20	Career*
Double-Figure Scoring	11	52
Double-Figure Rebounding	0	3
Double-Figure Assists	0	0
Double-Doubles	0	3
Led NU in Scoring	4	4
Led NU in Rebounding	3	3
Led NU in Assists	1	1
20+ Point Games	3	13
30+ Point Games	0	0

*Includes Robert Morris

TOP PERFORMANCES OF 2019-20

Category	No.	Opponent (Date)
Points	25	at Indiana (12/13/19)
	21	vs. South Florida (11/27/19)
	20	at Wisconsin (1/21/20)
	18	Purdue (12/15/19)
Rebounds	8	at Wisconsin (1/21/20)
	7	Purdue (12/15/19)
	7	South Dakota State (11/15/19)
	7	at Creighton (12/7/19)
Assists	5	at Rutgers (1/24/20)



#22 HAANIF CHEATHAM | 6-5 | 195 | Sr. | G | Fort Lauderdale, Fla.

CAREER STATS

Year	GP		GS		Min		Avg		Total			Rebounds			PF		FO		Ast		TO		Blk		Stl		Pts		Avg	
									FG	FGA	Pct	3FG	3FGA	Pct	FT	FTA	Pct	Off	Def	Tot	Avg									
2015-16*	33	33	974	29.5	131	268	.489	29	75	.387	100	122	.820	13	98	111	3.4	67	1	73	88	1	34	391	11.8					
2016-17*	32	25	814	25.4	93	203	.458	13	40	.325	79	103	.767	22	101	123	3.8	49	0	71	51	4	23	278	8.7					
2017-18*	5	5	131	26.2	16	37	.432	5	13	.385	4	7	.571	2	12	14	2.8	7	0	7	8	0	5	41	8.2					
2018-19*	10	10	273	27.3	49	108	.454	8	22	.364	26	40	.650	4	44	48	4.8	12	0	19	24	2	12	132	13.2					
2019-20	20	20	644	32.2	87	182	.478	18	54	.333	49	75	.653	8	67	75	3.8	24	0	28	23	5	17	241	12.1					
TOTAL	20	20	644	32.2	87	182	.478	18	54	.333	49	75	.653	8	67	75	3.8	24	0	28	23	5	17	241	12.1					
<i>All*</i>	<i>100</i>	<i>93</i>	<i>2836</i>	<i>28.4</i>	<i>376</i>	<i>798</i>	<i>.471</i>	<i>73</i>	<i>204</i>	<i>.358</i>	<i>258</i>	<i>347</i>	<i>.744</i>	<i>49</i>	<i>322</i>	<i>371</i>	<i>3.7</i>	<i>159</i>	<i>1</i>	<i>198</i>	<i>194</i>	<i>12</i>	<i>91</i>	<i>1083</i>	<i>10.8</i>					

2019-20 GAME BY GAME

Opponent	Date	GS	Min	TOTAL			3-PTS			REBOUNDS			PF		FO		A		TO		Blk		Stl		Pts		Avg	
				FG	FGA	Pct	3FG	FGA	Pct	FT	FTA	Pct	Off	Def	Tot	Avg												
UC Riverside	11/05/19	*	26	0	3	.000	0	2	.000	1	2	.500	0	2	2	2.0	0	0	3	1	0	1	1	1	1.0			
Southern Utah	11/09/19	*	35	1	3	.333	0	0	.000	2	5	.400	0	5	5	3.5	3	0	1	1	1	2	4	2.5				
South Dakota St.	11/15/19	*	30	8	11	.727	0	2	.000	1	3	.333	1	5	6	4.3	1	0	3	1	1	0	17	7.3				
Southern	11/22/19	*	34	2	5	.400	0	1	.000	1	3	.333	0	7	7	5.0	1	0	2	0	0	1	5	6.8				
vs. Washington St.	11/25/19	*	34	8	10	.800	2	3	.667	1	2	.500	1	6	7	5.4	3	0	0	3	0	0	19	9.2				
vs. George Mason	11/26/19	*	31	5	9	.556	2	4	.500	1	2	.500	0	1	1	4.7	0	0	0	0	0	1	13	9.8				
vs. South Florida	11/27/19	*	37	8	11	.727	1	1	1.000	9	11	.818	0	3	3	4.4	3	0	0	2	0	0	26	12.1				
at Georgia Tech	12/04/19	*	35	6	11	.545	0	1	.000	2	4	.500	2	9	11	5.3	2	0	2	3	0	2	14	12.4				
at Creighton	12/7/19	*	32	5	12	.417	0	2	.000	4	5	.800	1	4	5	5.2	1	0	1	1	0	0	14	12.6				
at Indiana	12/13/19	*	41	7	15	.467	2	6	.333	5	6	.833	0	6	6	5.3	2	0	3	0	0	0	21	13.4				
Purdue	12/15/19	*	36	4	11	.364	1	5	.200	0	0	.000	0	1	1	4.9	1	0	4	2	0	2	9	13.0				
North Dakota	12/21/19	*	33	4	7	.571	0	1	.000	2	2	1.000	0	2	2	4.7	2	0	0	1	1	1	10	12.8				
TAMU-Corpus Christi	12/29/19	*	30	4	8	.500	1	1	1.000	8	9	.889	0	3	3	4.5	0	0	0	0	1	2	17	13.1				
Rutgers	1/3/20	*	34	5	12	.417	2	4	.500	4	6	.667	1	2	3	4.4	1	0	1	0	0	1	16	13.3				
Iowa	1/7/20	*	34	4	8	.500	3	4	.750	3	8	.375	2	4	6	4.5	0	0	0	2	0	1	14	13.3				
at Northwestern	1/11/20	*	31	4	12	.333	1	4	.250	1	2	.500	0	1	1	4.3	2	0	0	2	1	3	10	13.1				
at No. 21 Ohio State	1/14/20	*	30	4	10	.400	1	4	.250	0	0	.000	0	3	3	4.2	1	0	1	1	0	0	9	12.9				
Indiana	1/18/20	*	34	4	10	.400	2	5	.400	0	1	.000	0	1	1	4.1	0	0	3	1	0	0	10	12.7				
at Wisconsin	1/21/20	*	21	1	5	.200	0	1	.000	0	0	.000	0	0	0	3.8	0	0	2	0	0	0	2	12.2				
at No 24 Rutgers	1/25/20	*	26	3	9	.333	0	3	.000	4	4	1.000	0	2	2	3.8	1	0	2	2	0	0	10	12.1				
Totals			20	644	87	182	.478	18	54	.333	49	75	.653	8	67	75	3.8	24	0	28	23	5	17	241	12.1			

• Cayman Islands Classic All-Tournament Team

NOTING CHEATHAM

- One of NU's most experienced players, as he has made 93 career starts and totaled over 1,000 career points in his college career
- Tallied 10 points and two assists in 25 minutes at Rutgers
- Totaled 10 points, including a pair of 3-pointers, and three assists against Indiana
- Held to nine points and three boards in the loss to No. 21 Ohio State, snapping a streak of five straight games in double figures
- Totaled 10 points and three steals at Northwestern
- Had 13 of his 14 points in the first half in the win over Iowa and added six boards
- Paced NU with 16 points and three rebounds against Rutgers
- Led Nebraska with 17 points, including 8-of-9 from the foul line, in the win over Texas A&M-CC
- Finished with nine points and a season-high four assists in the win over Purdue
- Came up big at Indiana, finishing with 21 points and six rebounds in a season-high 41 minutes of work
- Led NU with 14 points and added five boards at Creighton
- Recorded his first career double-double with 14 points and a career-high 11 rebounds at Georgia Tech
- Earned a spot on the Cayman Islands Classic All-Tournament team, averaging 19.3 points per game on 70 percent shooting along with 3.7 rebounds per game
- Scored a career-high 26 points in the win over South Florida, hitting 8-of-11 shots from the field and 9-of-11 from the foul line.
- Led NU with 19 points on 8-of-10 shooting along with seven rebounds in the victory over Washington State
- Grabbed a team-high seven rebounds and had five points in the win over Southern
- Shined in the win over South Dakota State with 17 points on 8-of-11 shooting, six boards and three assists
- Spent the 2018-19 season at Florida Gulf Coast, averaging 13.2 points and 4.8 rebounds per game, as he reached double figures eight times in 10 games before missing the rest of the season with a shoulder injury
- Began his collegiate career at Marquette, where he spent two-plus seasons, and was named the team's best defensive player in 2015-16 and 2016-17
- Earned All-Big East Freshman team honors, averaging 11.8 points, 3.4 rebounds and 2.2 assists per game as he started all 33 games
- Was a top-100 recruit by all the major recruiting services at Pembroke Pines Charter High School, where he averaged 24.0 points, 5.0 rebounds and 3.0 assists per game

MISC. STATS

Category	2019-20	Career*
Double-Figure Scoring	14	59
Double-Figure Rebounding	1	1
Double-Figure Assists	0	0
Double-Doubles	1	1
Led NU in Scoring	6	6
Led NU in Rebounding	2	2
Led NU in Assists	1	1
20+ Point Games	2	10
30+ Point Games	0	0

*Includes Marquette and Florida Gulf Coast

TOP PERFORMANCES OF 2019-20

Category	No.	Opponent (Date)
Points	26	vs. South Florida (11/27/19)
	21	at Indiana (12/13/19)
	19	vs. Washington State (11/25/19)
	17	South Dakota State (11/15/19)
	17	Texas A&M-CC (12/29/19)
Rebounds	11	at Georgia Tech (12/4/19)
	7	Southern (11/22/19)
	7	vs. Washington State (11/25/19)
Assists	4	Purdue (12/15/19)
	3	Indiana (1/18/20)
	3	UC Riverside (11/5/19)
	3	South Dakota State (11/15/19)
	3	at Indiana (12/13/19)



#23 JERVAY GREEN | 6-3 | 210 | Jr. | G | Denver, Colo.

CAREER STATS

Year	GP	GS	Total										Rebounds												
			Min	Avg	FG	FGA	Pct	3FG	3FGA	Pct	FT	FTA	Pct	Off	Def	Tot	Avg	PF	FO	Ast	TO	Blk	Stl	Pts	Avg
2019-20	16	9	402	25.1	48	123	.390	21	67	.313	16	31	.516	13	53	66	4.1	33	1	30	27	5	17	133	8.3
TOTAL	16	9	402	25.1	48	123	.390	21	67	.313	16	31	.516	13	53	66	4.1	33	1	30	27	5	17	133	8.3

2019-20 GAME BY GAME

Opponent	Date	GS	Min	TOTAL			3-PTS			FT			REBOUNDS				PF	FO	A	TO	Blk	Stl	Pts	Avg
				FG	FGA	Pct	3FG	3FGA	Pct	FT	FTA	Pct	Off	Def	Tot	Avg								
UC Riverside	11/05/19	*	33	2	9	.222	1	5	.200	0	2	.000	1	1	2	2.0	5	1	2	3	3	2	5	5.0
Southern Utah	11/09/19	*	46	6	18	.333	2	8	.250	4	6	.667	2	6	8	5.0	2	0	1	2	1	3	18	11.5
South Dakota St.	11/15/19	*	24	3	7	.429	0	3	.000	0	0	.000	0	4	4	4.7	2	0	5	2	0	0	6	9.7
Southern	11/22/19	*	36	7	12	.583	4	6	.667	4	7	.571	1	3	4	4.5	2	0	6	3	0	2	22	12.8
vs. Washington St.	11/25/19	*	27	5	9	.556	3	5	.600	3	4	.750	2	6	8	5.2	3	0	2	1	0	0	16	13.4
vs. George Mason	11/26/19	*	24	1	7	.143	0	5	.000	0	0	.000	1	3	4	5.0	3	0	5	2	0	1	2	11.5
vs. South Florida	11/27/19	*	27	1	4	.250	1	3	.333	0	0	.000	0	3	3	4.7	1	0	0	3	0	0	3	10.3
at Georgia Tech	12/04/19	*	34	4	13	.308	3	10	.300	0	2	.000	1	4	5	4.8	3	0	2	3	0	1	11	10.4
at Creighton	12/7/19	*	32	3	8	.375	1	6	.167	3	5	.600	2	4	6	4.9	1	0	1	2	1	1	10	10.3
at Indiana	12/13/19																							
Purdue	12/15/19																							
North Dakota	12/21/19		16	1	2	.500	1	1	1.000	0	0	.000	0	4	4	4.8	1	0	2	0	0	0	3	9.6
TAMU-Corpus Christi	12/29/19		26	3	8	.375	0	2	.000	2	3	.667	1	2	3	4.6	3	0	2	2	0	2	8	9.5
Rutgers	1/3/20		23	2	8	.250	2	6	.333	0	0	.000	1	2	3	4.5	2	0	2	1	0	2	6	9.2
Iowa	1/7/20																							
at Northwestern	1/11/20																							
at No. 21 Ohio State	1/14/20		17	4	6	.667	2	3	.667	0	0	.000	1	3	4	4.5	0	0	0	1	0	0	10	9.2
Indiana	1/18/20		7	1	2	.500	0	1	.000	0	0	.000	0	1	1	4.2	2	0	0	1	0	0	2	8.7
at Wisconsin	1/21/20		12	0	3	.000	0	1	.000	0	0	.000	0	2	2	4.1	1	0	0	1	0	1	0	8.1
at No. 24 Rutgers	1/25/20		18	5	7	.714	1	2	.500	0	2	.000	0	5	5	4.1	2	0	0	0	0	2	11	8.3
Totals		9	402	48	123	.390	21	67	.313	16	31	.516	13	53	66	4.1	33	1	30	27	5	17	133	8.3

NOTING GREEN

- Junior college transfer who is finding his way back in the rotation
- Played well at Rutgers, finishing with 11 points, five boards and two steals off the bench
- Had two rebounds and a steal in 12 minutes at Wisconsin
- Hit 4-of-6 shots, including a pair of 3-pointers, in 17 minutes off the bench at No. 21 Ohio State
- Did not play in the win over Iowa or at Northwestern
- Finished with six points, three boards and a pair of assists against Rutgers
- Had eight points, two assists, two steals and two rebounds in 26 minutes vs. Texas A&M-Corpus Christi
- Missed the Indiana and Purdue games because of a violation of team rules, but returned to action against North Dakota and had three points and four rebounds in 15 minutes
- Had 10 points and six boards at Creighton
- Finished with 11 points, including a trio of 3-pointers and five rebounds against Georgia Tech
- Dished out five assists and grabbed four rebounds in the loss to George Mason
- Totaled 16 points and tied for the team lead with eight rebounds in the win over Washington State
- Keyed Nebraska's overtime win over Southern with a season-high 22 points, including four 3-pointers, along with six assists and four rebounds, as he scored six points in overtime
 - Turned in a solid all-around effort against South Dakota State with six points, five assists and four boards in 24 minutes
 - Nearly totaled a double-double against Southern Utah with 18 points and eight boards in 46 minutes
 - Rated as the top combo guard and No. 8 overall JC player in the country according to JUCORrecruiting.com
 - Spent two seasons at Western Nebraska Community College, where he totaled 1,278 points to rank second in school history, while also finishing in the top-10 on career charts for assists (fifth, 297), steals (seventh, 114) and 3-pointers (sixth, 134)
 - Earned NJCAA All-America honors as a sophomore, averaging 23.6 points, 5.7 rebounds and 5.3 assists per game
 - Region IX Co-Player of the Year finished eighth nationally in scoring and totaled six 30-point games in 2018-19
 - Third Western Nebraska CC product to play at NU, joining Bernard Garner, who played on a pair of postseason squads in the mid-1990s and Mike Peltz, who walked on the team during the 2012-13 and 2013-14 seasons
 - Attended George Washington High School in Denver where he averaged nearly 20 points, four rebounds, four assists and three steals for a team that went 25-3 and was the Class 5A runner-up as a senior
 - Set the school's single-game scoring record with 64 points, breaking the mark held by former NBA star Chauncey Billups.

MISC. STATS

Category	2019-20	Career
Double-Figure Scoring	7	7
Double-Figure Rebounding	0	0
Double-Figure Assists	0	0
Double-Doubles	0	0
Led NU in Scoring	1	1
Led NU in Rebounding	1	1
Led NU in Assists	2	2
20+ Point Games	1	1
30+ Point Games	0	0

TOP PERFORMANCES OF 2019-20

Category	No.	Opponent (Date)
Points	22	Southern (11/22/19)
	18	Southern Utah (11/9/19)
	16	vs. Washington State (11/25/19)
Rebounds	8	Southern Utah (11/9/19)
	8	vs. Washington State (11/25/19)
	6	at Creighton (12/7/19)
Assists	6	Southern (11/22/19)
	5	vs. George Mason (11/26/19)
	5	South Dakota State (11/15/19)



#24 YVAN OUEDRAOGO | 6-9 | 260 | Fr. | F | Bordeaux, France

CAREER STATS

Year	Total											Rebounds													
	GP	GS	Min	Avg	FG	FGA	Pct	3FG	3FGA	Pct	FT	FTA	Pct	Off	Def	Tot	Avg	PF	FO	Ast	TO	Blk	Stl	Pts	Avg
2019-20	20	20	428	21.4	44	107	.411	0	0	.000	24	48	.500	53	71	124	6.2	31	0	14	32	5	8	112	5.6
TOTAL	20	20	428	21.4	44	107	.411	0	0	.000	24	48	.500	53	71	124	6.2	31	0	14	32	5	8	112	5.6

2019-20 GAME BY GAME

Opponent	Date	GS	Min	TOTAL			3-PTS			REBOUNDS			PF	FO	A	TO	Blk	Stl	Pts	Avg				
				FG	FGA	Pct	3FG	FGA	Pct	FT	FTA	Pct									Off	Def	Tot	Avg
UC Riverside	11/05/19	*	21	4	6	.667	0	0	.000	1	4	.250	0	3	3	3.0	1	0	1	1	2	9	9.0	
Southern Utah	11/09/19	*	14	1	6	.167	0	0	.000	0	0	.000	2	3	5	4.0	1	0	0	2	0	2	5.5	
South Dakota St.	11/15/19	*	21	3	7	.429	0	0	.000	0	1	.000	6	6	12	6.7	4	0	2	5	0	0	6	5.7
Southern	11/22/19	*	22	3	4	.750	0	0	.000	5	7	.714	1	3	4	6.0	0	0	0	0	1	0	11	7.0
vs. Washington St.	11/25/19	*	14	2	4	.500	0	0	.000	0	2	.000	1	0	1	5.0	1	0	0	2	0	0	4	6.4
vs. George Mason	11/26/19	*	20	1	2	.500	0	0	.000	0	0	.000	3	2	5	5.0	1	0	0	1	2	2	2	5.7
vs. South Florida	11/27/19	*	24	2	3	.667	0	0	.000	2	2	1.000	1	4	5	5.0	2	0	0	1	0	0	6	5.7
at Georgia Tech	12/04/19	*	23	1	5	.200	0	0	.000	1	4	.250	4	3	7	5.3	0	0	1	2	0	1	3	5.4
at Creighton	12/7/19	*	12	1	5	.200	0	0	.000	0	2	.000	1	2	3	5.0	1	0	0	1	0	0	2	5.0
at Indiana	12/13/19	*	32	4	11	.364	0	0	.000	1	4	.250	5	5	10	5.5	4	0	1	2	0	1	9	5.4
Purdue	12/15/19	*	17	3	6	.500	0	0	.000	0	0	.000	0	5	5	5.5	0	0	0	0	0	0	6	5.5
North Dakota	12/21/19	*	25	3	10	.300	0	0	.000	3	6	.500	4	5	9	5.8	1	0	1	1	0	0	9	5.8
TAMU-Corpus Christi	12/29/19	*	25	3	5	.600	0	0	.000	5	7	.714	6	8	14	6.4	3	0	1	2	0	0	11	6.2
Rutgers	1/3/20	*	21	2	5	.400	0	0	.000	0	0	.000	3	1	4	6.2	1	0	0	1	0	0	4	6.0
Iowa	1/7/20	*	22	2	4	.500	0	0	.000	1	2	.500	0	7	7	6.3	2	0	3	3	0	1	5	5.9
at Northwestern	1/11/20	*	19	2	5	.400	0	0	.000	0	0	.000	3	5	8	6.4	3	0	0	0	0	0	4	5.8
at No. 21 Ohio State	1/14/20	*	30	4	8	.500	0	0	.000	2	3	.667	4	1	5	6.3	2	0	2	2	1	0	10	6.1
Indiana	1/18/20	*	22	2	4	.500	0	0	.000	0	0	.000	2	3	5	6.2	1	0	0	1	0	0	4	5.9
at Wisconsin	1/21/20	*	19	0	2	.000	0	0	.000	3	4	.750	5	3	8	6.3	1	0	2	2	0	0	3	5.8
at No 24 Rutgers	1/25/20	*	25	1	5	.200	0	0	.000	0	0	.000	2	2	4	6.2	2	0	0	3	0	1	2	5.6
Totals		20	428	44	107	.411	0	0	.000	24	48	.500	53	71	124	6.2	31	0	14	32	5	8	112	5.6

NOTING OUEDRAOGO

- Freshman who doesn't turn 18 until following the Big Ten Tournament and is believed to be the youngest player in the Big Ten
- Was limited to two points and four rebounds at Rutgers
- Grabbed eight rebounds, including five off the offensive glass, in 19 minutes at Wisconsin
- Tallied 10 points and five rebounds in 30 minutes in the loss at No. 21 Ohio State
- Grabbed eight rebounds and had four points in 19 minutes at Northwestern
- Finished with five points and seven rebounds in the Huskers' win over Iowa
- Recorded his first double-double - and the first by a Husker freshman since 2013 - with 11 points and a career-high 14 rebounds against Texas A&M-Corpus Christi
 - Came come to a double double with nine points and nine rebounds in 25 minutes vs. North Dakota
 - Totaled six points and five rebounds in 16 minutes in the win over Purdue
 - Nearly posted a double-double in his Big Ten debut, finishing with nine points and a team-high 10 boards in a career-high 33 minutes at Indiana
 - Grabbed seven rebounds and added three points at Georgia Tech
 - Totaled six points and a team-high five rebounds in the win over South Florida
 - Reached double figures for the first time in his career with 11 points, including six in overtime, and four rebounds against Southern
 - Grabbed a season-high 12 rebounds and scored six points in 21 minutes vs. South Dakota State
 - Totaled nine points and five boards in his collegiate debut against UC Riverside
 - Spent the summer playing for the French U-18 National Team, helping France to a 6-1 record and fifth-place finish at the European Championships
 - Attended the National Institute of Sport, Expertise and Performance (INSEP), a program which produced Clint Capela, Boris Diaw and Tony Parker, among others
 - Represented France in the 2018 FIBA U-16 European Championships, when he averaged 12.7 points and 9.7 rebounds per game to earn team MVP honors

MISC. STATS

Category	2019-20	Career
Double-Figure Scoring	3	3
Double-Figure Rebounding	3	3
Double-Figure Assists	0	0
Double-Doubles	1	1
Led NU in Scoring	0	0
Led NU in Rebounding	7	7
Led NU in Assists	0	0
20+ Point Games	0	0
30+ Point Games	0	0

TOP PERFORMANCES OF 2019-20

Category	No.	Opponent (Date)
Points	11	Texas A&M-CC (12/29/19)
	11	Southern (11/22/19)
	10	at Ohio State (1/14/20)
Rebounds	14	Texas A&M-CC (12/29/19)
	12	South Dakota State (11/15/19)
	10	at Indiana (12/13/19)
Blocks	2	vs. George Mason (11/26/19)
	1	UC Riverside (11/5/19)
	1	Southern (11/22/19)
	1	at Northwestern (1/21/20)



#25 MATEJ KAVAS | 6-8 | 200 | Sr. | F | Ljubljana, Slovenia

CAREER STATS

Year	GP	GS	Total									Rebounds													
			Min	Avg	FG	FGA	Pct	3FG	3FGA	Pct	FT	FTA	Pct	Off	Def	Tot	Avg	PF	FO	Ast	TO	Blk	Stl	Pts	Avg
2016-17*	27	0	549	20.3	81	185	.438	42	104	.404	29	42	.690	11	68	79	2.9	51	2	15	23	9	6	233	8.6
2017-18*	33	31	1038	31.5	171	361	.474	91	196	.464	68	86	.791	38	131	169	5.1	100	1	41	67	7	13	501	15.2
2018-19*	24	16	555	23.1	82	179	.458	44	96	.458	38	48	.792	14	96	110	4.6	33	0	16	20	1	6	246	10.3
2019-20	18	1	269	14.9	30	83	.361	18	57	.316	13	19	.684	1	18	19	1.1	19	0	9	8	2	3	91	5.1
TOTAL	18	1	269	14.9	30	83	.361	18	57	.316	13	19	.684	1	18	19	1.1	19	0	9	8	2	3	91	5.1
All*	102	48	2417	23.7	364	808	.450	195	453	.430	148	195	.759	64	313	377	3.7	203	3	81	118	19	28	1071	10.5

2019-20 GAME BY GAME

Opponent	Date	GS	Min	TOTAL			3-PTS			REBOUNDS			PF	FO	A	TO	Blk	Stl	Pts	Avg				
				FG	FGA	Pct	3FG	FGA	Pct	FT	FTA	Pct									Off	Def	Tot	Avg
UC Riverside	11/05/19	25	3	5	.600	2	3	.667	2	3	.667	0	1	1	1.0	1	0	1	0	0	10	10.0		
Southern Utah	11/09/19	19	0	3	.000	0	2	.000	2	4	.500	0	2	2	1.5	2	0	0	0	0	2	6.0		
South Dakota St.	11/15/19	17	1	6	.167	0	4	.000	0	0	.000	0	3	3	2.0	1	0	0	1	0	2	4.7		
Southern	11/22/19	21	3	6	.500	3	6	.500	1	1	1.000	0	1	1	1.8	0	0	0	2	1	1	10	6.0	
vs. Washington St.	11/25/19	14	1	3	.333	0	1	.000	0	0	.000	0	0	0	1.4	2	0	0	0	0	2	5.2		
vs. George Mason	11/26/19	16	2	7	.286	1	4	.250	5	6	.833	0	2	2	1.5	2	0	2	0	0	10	6.0		
vs. South Florida	11/27/19	17	3	4	.750	0	0	.000	0	0	.000	0	0	0	1.3	0	0	1	0	0	6	6.0		
at Georgia Tech	12/04/19	12	0	3	.000	0	2	.000	0	0	.000	0	1	1	1.3	1	0	1	0	0	0	5.3		
at Creighton	12/7/19	24	4	8	.500	3	7	.429	0	0	.000	0	0	0	1.1	2	0	1	1	0	11	5.9		
at Indiana	12/13/19	10	0	3	.000	0	3	.000	0	0	.000	0	0	0	1.0	2	0	0	0	0	0	5.3		
Purdue	12/15/19	18	2	8	.250	0	4	.000	0	0	.000	0	3	3	1.2	0	0	1	1	0	4	5.2		
North Dakota	12/21/19	17	4	5	.800	4	5	.800	0	0	.000	0	0	0	1.1	1	0	0	0	0	1	12	5.8	
TAMU-Corpus Christi	12/29/19	18	4	9	.444	2	6	.333	0	1	.000	1	4	5	1.4	3	0	1	2	0	1	10	6.1	
Rutgers	1/3/20	12	1	5	.200	1	5	.200	0	0	.000	0	0	0	1.3	1	0	0	0	0	3	5.9		
Iowa	1/7/20	7	0	0	.000	0	0	.000	0	0	.000	0	0	0	1.2	0	0	1	0	0	0	5.5		
at Northwestern	1/11/20	12	2	5	.400	2	4	.500	3	4	.750	0	1	1	1.2	1	0	0	0	0	9	5.7		
at No. 21 Ohio State	1/14/20	7	0	1	.000	0	0	.000	0	0	.000	0	0	0	1.1	0	0	0	0	0	0	5.4		
Indiana	1/18/20	3	0	2	.000	0	1	.000	0	0	.000	0	0	0	1.1	0	0	0	0	0	0	5.1		
at Wisconsin	1/21/20	DNP																						
at No. 24 Rutgers	1/24/20	DNP																						
Totals		1	269	30	83	.361	18	57	.316	13	19	.684	1	18	19	1.1	19	0	9	8	2	3	91	5.1

NOTING KAVAS

- Graduate transfer who is an excellent shooter and gives NU scoring punch off the bench
- Came off the bench and had nine points in 13 minutes at Northwestern
- Reached double figures for the second straight game with 10 points and a season-high five boards against Texas A&M-Corpus Christi
- Nearly rallied the Huskers back against North Dakota, hitting three of his four 3-pointers in the final eight minutes, including one which gave the Huskers a 71-69 lead, as he finished with a season-high 12 points on 4-of-5 shooting
- Set then-season highs in points (11) and 3-pointers (three) in 24 minutes at Creighton
- Made his first start as a Husker against South Florida, finishing with six points on 3-of-4 shooting in 17 minutes
- Had 10 points, two rebounds and two assists in the loss to George Washington
- Went over 1,000 career points with 10 points, including a trio of 3-pointers, in 21 minutes against Southern
- Reached double figures in his Husker debut with 10 points in 25 minutes against UC Riverside
- Spent four seasons at Seattle University before graduating in the summer of 2019, totaling nearly 1,000 points, including 177 3-pointers
- Was a preseason All-WAC pick before missing significant time with a shin injury in 2018-19, but still averaged 10.3 points and 4.6 rebounds per game while shooting 46 percent from 3-point range
- Named second-team All-WAC as a sophomore, averaging 15.2 points, 5.1 rebounds and 1.2 assists per game while pacing the conference in both 3-point percentage (.464) and 3-pointers per game (2.8)
- Was WAC Freshman of the Year in 2016-17, averaging 8.6 points per game while shooting 40 percent from 3-point range
- His older brother (Andraz) plays professionally overseas after his college career at Harding (Ark.) University

MISC. STATS

Category	2019-20	Career*
Double-Figure Scoring	6	61
Double-Figure Rebounding	0	3
Double-Figure Assists	0	0
Double-Doubles	0	2
Led NU in Scoring	0	0
Led NU in Rebounding	0	0
Led NU in Assists	0	0
20+ Point Games	0	12
30+ Point Games	0	0

*Includes Seattle

TOP PERFORMANCES OF 2019-20

Category	No.	Opponent (Date)
Points	12	North Dakota (12/21/19)
	11	at Creighton (12/7/19)
	10	UC Riverside (11/5/19)
	10	Southern (11/22/19)
	10	vs. George Mason (11/26/19)
	10	Texas A&M-CC (12/29/19)
Rebounds	5	Texas A&M-CC (12/29/19)
	3	Purdue (12/15/19)
	3	South Dakota State (11/15/19)
Assists	2	vs. George Mason (11/26/19)



#30 CHARLIE EASLEY | 6-2 | 190 | Fr. | G | Lincoln, Neb.

CAREER STATS

Year	Total											Rebounds													
	GP	GS	Min	Avg	FG	FGA	Pct	3FG	3FGA	Pct	FT	FTA	Pct	Off	Def	Tot	Avg	PF	FO	Ast	TO	Blk	Stl	Pts	Avg
2019-20	16	0	132	8.3	9	27	.333	4	17	.235	10	13	.769	2	6	8	0.5	13	0	4	4	0	6	32	2.0
TOTAL	16	0	132	8.3	9	27	.333	4	17	.235	10	13	.769	2	6	8	0.5	13	0	4	4	0	6	32	2.0

2019-20 GAME BY GAME

Opponent	Date	GS	Min	TOTAL			3-PTS			REBOUNDS			PF	FO	A	TO	Blk	Stl	Pts	Avg				
				FG	FGA	Pct	3FG	3FGA	Pct	Off	Def	Tot									Avg			
UC Riverside	11/05/19	1	0	0	0	.000	0	0	.000	0	0	.000	1	0	1	1.0	0	0	0	1	0	0	0	0.0
Southern Utah	11/9/19	DNP																						
South Dakota St.	11/15/19	1	0	0	0	.000	0	0	.000	0	2	.000	0	0	0	0.5	0	0	0	0	0	0	0	0.0
Southern	11/22/19	DNP																						
vs. Washington State	11/25/19	DNP																						
vs. George Mason	11/26/19	1	0	0	0	.000	0	0	.000	0	0	.000	0	0	0	0.3	0	0	0	0	0	0	0	0.0
vs. South Florida	11/27/19	DNP																						
at Georgia Tech	12/04/19	1	0	0	0	.000	0	0	.000	0	0	.000	0	0	0	0.3	0	0	0	1	0	0	0	0.0
at Creighton	12/7/19	4	2	2	1.000	0	0	.000	0	0	.000	0	0	0	0.2	0	0	0	1	0	0	0	4	0.8
at Indiana	12/13/19	2	0	1	.000	0	0	.000	0	0	.000	0	0	0	0.2	2	0	0	0	0	0	0	0	0.7
Purdue	12/15/19	10	0	0	.000	0	0	.000	2	2	1.000	0	1	1	0.3	0	0	0	0	0	0	0	2	0.9
North Dakota	12/21/19	2	0	0	.000	0	0	.000	0	0	.000	0	0	0	0.3	0	0	0	0	0	0	0	0	0.8
TAMU-Corpus Christi	12/29/19	8	1	3	.333	1	3	.333	0	0	.000	0	0	0	0.2	0	0	0	1	0	0	0	3	1.0
Rutgers	1/3/20	3	1	2	.500	0	1	.000	3	3	1.000	0	0	0	0.2	0	0	0	0	0	0	1	5	1.4
Iowa	1/7/20	16	0	3	.000	0	3	.000	1	2	.500	0	1	1	0.3	2	0	1	0	0	2	1	1	1.4
at Northwestern	01/11/20	12	1	3	.333	0	1	.000	0	0	.000	0	0	0	0.3	0	0	1	0	0	0	2	1.4	
at No. 21 Ohio State	1/14/20	9	0	0	.000	0	0	.000	0	0	.000	0	0	0	0.2	1	0	1	0	0	0	0	0	1.3
Indiana	1/18/20	16	2	4	.500	2	3	.667	2	2	1.000	1	0	1	0.3	2	0	0	0	0	3	8	1.8	
at Wisconsin	1/21/20	22	0	2	.000	0	1	.000	0	0	.000	0	2	2	0.4	2	0	0	1	0	0	0	0	1.7
at No 24 Rutgers	1/25/20	24	2	7	.286	1	5	.200	2	2	1.000	0	2	2	0.5	4	0	0	0	0	0	7	2.0	
Totals		0	132	9	27	.333	4	17	.235	10	13	.769	2	6	8	0.5	13	0	4	4	0	6	32	2.0

NOTING EASLEY

- True freshman who walked on to the team after a prolific high school career at Lincoln Pius X High School
- Was put on scholarship for the spring semester on Jan. 10
- Totaled seven points and two boards in a season-high 23 minutes at Rutgers
- Played a career-high 22 minutes against Wisconsin, grabbed two rebounds, but going scoreless
- Keyed NU's second-half comeback against Indiana with a career-high eight points and three steals in 16 minutes
- Dished out an assist in nine minutes at No. 21 Ohio State
- Had two points and an assist in 12 minutes at Northwestern
- Played a key role in the win over Iowa, playing a career-high 16 minutes and recording a pair of steals
- Had a season-high five points and a steal in three minutes of work against Rutgers
- Played eight minutes in the win over Texas A&M-CC, hitting his first career 3-pointer in the process
- Saw his most extensive action in the win over Purdue, playing nine minutes and scoring a pair of points
- Played two minutes against Indiana, but missed his only shot from the field
- Had four points and an assist in four minutes against Creighton
- Saw action in the loss at Georgia Tech
- Played against George Mason, but had no stats in the loss to the Patriots
- Saw action in NU's win over South Dakota State, but did not score
- Played the final minute of NU's season opener against UC Riverside
- Was a three-year starter who finished with a school-record 1,412 points
- Guided Pius X to a 27-2 record and a Class B state title in 2019 after averaging 23.3 points, 6.1 rebounds, 4.1 assists and 3.1 steals per game
- Was AAU teammates with fellow Husker freshmen Akol Arop, Jace Piatkowski and Bret Porter

MISC. STATS

Category	2019-20	Career
Double-Figure Scoring	0	0
Double-Figure Rebounding	0	0
Double-Figure Assists	0	0
Double-Doubles	0	0
Led NU in Scoring	0	0
Led NU in Rebounding	0	0
Led NU in Assists	0	0
20+ Point Games	0	0
30+ Point Games	0	0

TOP PERFORMANCES OF 2019-20

Category	No.	Opponent (Date)
Points	8	Indiana (1/18/20)
	7	at Rutgers (1/24/20)
	5	Rutgers (1/3/20)
	4	at Creighton (12/7/19)
Rebounds	2	at Wisconsin (1/21/20)
	2	at Rutgers (1/24/20)
Assists	1	at Creighton (12/7/19)
	1	at Northwestern (1/11/20)



#34 THORIR THORBJARNARSON | 6-6 | 205 | Jr. | G | Reykjavik, Iceland

CAREER STATS

Year	GP	GS	Total										Rebounds												
			Min	Avg	FG	FGA	Pct	3FG	3FGA	Pct	FT	FTA	Pct	Off	Def	Tot	Avg	PF	FO	Ast	TO	Blk	Stl	Pts	Avg
2017-18	9	0	19	2.1	3	7	.429	2	5	.400	0	0	.000	1	3	4	0.4	4	0	3	1	0	1	8	0.9
2018-19	25	7	307	12.3	19	56	.339	4	23	.174	8	12	.667	10	43	53	2.1	25	0	29	13	5	14	50	2.0
2019-20	20	12	527	26.4	62	123	.504	34	74	.459	17	24	.708	8	82	90	4.5	41	1	20	18	2	21	175	8.8
TOTAL	54	19	853	15.8	84	186	.452	40	102	.392	25	36	.694	19	128	147	2.7	70	1	52	32	7	36	233	4.3

2019-20 GAME BY GAME

Opponent	Date	GS	Min	TOTAL			3-PTS			REBOUNDS			PF	FO	A	TO	Blk	Stl	Pts	Avg				
				FG	FGA	Pct	3FG	3FGA	Pct	FT	FTA	Pct									Off	Def	Tot	Avg
UC Riverside	11/05/19	15	0	0	.000	0	0	.000	1	3	4	4.0	0	0	1	0	0	0	0	0.0				
Southern Utah	11/09/19	22	2	3	.667	1	2	.500	2	2	1.000	0	4	4	4.0	1	0	1	0	1	7	3.5		
South Dakota St.	11/15/19	16	2	6	.333	1	4	.250	0	0	.000	0	4	4	4.0	2	0	1	0	1	5	4.0		
Southern	11/22/19	24	2	3	.667	2	2	1.000	1	2	.500	0	2	2	3.5	3	0	0	1	0	7	4.8		
vs. Washington St.	11/25/19	17	1	2	.500	1	1	1.000	0	0	.000	0	2	2	3.2	2	0	0	1	0	3	4.4		
vs. George Mason	11/26/19	20	1	3	.333	0	1	.000	0	1	.000	0	4	4	3.3	1	0	0	1	0	2	4.0		
vs. South Florida	11/27/19	17	2	5	.400	0	2	.000	0	0	.000	0	3	3	3.3	1	0	0	0	0	4	4.0		
at Georgia Tech	12/04/19	21	4	7	.571	1	2	.500	2	2	1.000	2	5	7	3.8	2	0	0	3	1	2	11	4.9	
at Creighton	12/7/19	* 24	4	5	.800	4	5	.800	0	0	.000	0	3	3	3.7	2	0	0	1	0	0	12	5.7	
at Indiana	12/13/19	* 42	7	12	.583	3	5	.600	0	0	.000	0	1	1	3.4	4	0	1	1	0	0	17	6.8	
Purdue	12/15/19	* 29	3	8	.375	2	6	.333	5	6	.833	0	5	5	3.5	2	0	0	2	0	0	13	7.4	
North Dakota	12/21/19	* 22	1	5	.200	0	3	.000	0	0	.000	0	1	1	3.3	0	0	2	1	0	2	2	6.9	
TAMU-Corpus Christi	12/29/19	* 24	3	7	.429	2	4	.500	0	0	.000	0	4	4	3.4	2	0	1	0	0	4	8	7.0	
Rutgers	1/3/20	* 28	2	5	.400	1	2	.500	0	0	.000	0	4	4	3.4	1	0	5	1	0	1	5	6.9	
Iowa	1/7/20	* 36	6	9	.667	3	6	.500	2	4	.500	1	8	9	3.8	3	0	1	2	0	2	17	7.5	
at Northwestern	1/11/20	* 32	2	4	.500	1	3	.333	0	0	.000	0	7	7	4.0	5	1	2	1	0	2	5	7.4	
at No. 21 Ohio State	1/14/20	* 32	5	11	.455	5	8	.625	0	0	.000	0	6	6	4.1	2	0	3	0	0	0	15	7.8	
Indiana	1/18/20	* 37	5	9	.556	1	5	.200	2	2	1.000	1	8	9	4.4	4	0	3	2	0	3	13	8.1	
at Wisconsin	1/21/20	* 32	4	8	.500	1	5	.200	3	5	.600	2	1	3	4.3	3	0	0	1	0	1	12	8.3	
at No 24 Rutgers	1/25/20	* 37	6	11	.545	5	8	.625	0	0	.000	1	7	8	4.5	1	0	0	0	0	1	17	8.8	
Totals		12	527	62	123	.504	34	74	.459	17	24	.708	8	82	90	4.5	41	1	20	18	2	21	175	8.8

NOTING THORBJARNARSON


- Junior guard with a high basketball IQ and Big Ten experience
- Matched his career highs in both points (17) and 3-pointers (five) while grabbing eight boards at Rutgers
- Reached double figures for the third straight game with 12 points and three rebounds at Wisconsin
- Played one of his best all-around games with 13 points, a team-high nine rebounds, three assists and three steals against Indiana
 - Connected on a career-high five 3-pointers, as he finished with 15 points and six boards at No. 21 Ohio State
 - Propelled the Huskers to a win over Iowa with season highs in points (17) and rebounds (nine), hitting consecutive 3-pointers after Iowa tied the score at 59
- Totaled 13 points, including a pair of 3-pointers, and five rebounds in a start against Purdue
 - Put together a career night at Indiana with 17 points, including three 3-pointers, in 42 minutes, marking his third straight career high in scoring
 - Posted his second straight career high with 12 points on 4-of-5 shooting from 3-point range at Creighton
 - Totaled 11 points on 4-of-7 shooting and seven boards in 21 minutes at Georgia Tech
 - Played in all three games in the Cayman Islands Classic, averaging 3.0 points and 3.0 rebounds per game
 - Played a big role in NU's comeback over Southern, scoring seven second-half points, including back-to-back 3-pointers in a 7-0 spurt that trimmed an eight-point deficit to one.
 - Gave a spark with five points and four rebounds in 16 minutes off the bench in the win over South Dakota State
 - Came off the bench with seven points and four rebounds in 22 minutes against Southern Utah
 - Played for the Iceland National Team during the Games of the Small States of Europe in the summer of 2019, averaging 10 points per game
 - Was in the rotation during the second half of the 2018-19 season, playing in 25 contests, including seven starts
 - Averaged 2.0 points, 2.1 rebounds and 1.2 assists per game, while posting a 2.2-to-1 assist-to-turnover ratio
 - Closed his sophomore year with eight points, three assists and two steals in a start against TCU in the 2019 NIT
 - Saw limited time as a freshman, appearing in nine games and totaling eight points, four rebounds and three assists
 - Nebraska's first scholarship player from Iceland and one of the few players from the nation on Division I teams
 - Played for KR Reykjavik in the Icelandic League for three years (2015-17), helping the team to three straight titles and a pair of Icelandic Cups in 2016 and 2017
 - Averaged 10.2 points, 2.6 rebounds and 1.9 assists per game for a team that went 26-8 and won the league championship in the top pro league in the country in 2016-17

MISC. STATS

Category	2019-20	Career
Double-Figure Scoring	9	9
Double-Figure Rebounding	0	1
Double-Figure Assists	0	0
Double-Doubles	0	0
Led NU in Scoring	2	2
Led NU in Rebounding	4	5
Led NU in Assists	0	1
20+ Point Games	0	0
30+ Point Games	0	0

TOP PERFORMANCES OF 2019-20

Category	No.	Opponent (Date)
Points	17	at Indiana (12/13/19)
	17	Iowa (1/3/20)
	17	at Rutgers (1/24/20)
	15	at Ohio State (1/14/20)
Rebounds	9	Iowa (1/3/20)
	9	Indiana (1/18/20)
	8	at Rutgers (1/24/20)
	7	at Georgia Tech (12/4/19)
	7	at Northwestern (1/11/20)
Assists	5	Rutgers (1/3/20)
	3	at Ohio State (1/14/20)
	3	Indiana (1/18/20)



#21 JACE PIATKOWSKI | 6-4 | 175 | Fr. | G | Omaha, Neb.


CAREER STATS

Year	GP	GS	Min	Avg	Total					Rebounds					PF	FO	Ast	TO	Blk	Stl	Pts	Avg
					FG	FGA	Pct	3FG	3FGA	Pct	FT	FTA	Pct	Off								
2019-20	Has not played																					

2019-20 GAME BY GAME

NOTING PIATKOWSKI

- Walk-on who is expected to redshirt during the 2019-20 season
- Played at Elkhorn South, averaging 18.6 points and 3.3 rebounds per game as a senior, highlighted by a 36-point performance against Lincoln High, to earn honorable-mention all-state honors from the Omaha World-Herald
- Was AAU teammates with fellow Husker freshmen Akol Arop, Charlie Easley and Bret Porter
- His father (Eric) played at Nebraska from 1991-94 and spent 14 years in the NBA
- The elder Piatkowski ranks second in school history with 1,934 points and was a two-time All-Big Eight pick and 1994 Big Eight Tournament MVP



#44 BRET PORTER | 6-6 | 215 | Fr. | F | Omaha, Neb.


CAREER STATS

Year	GP	GS	Min	Avg	Total					Rebounds					PF	FO	Ast	TO	Blk	Stl	Pts	Avg
					FG	FGA	Pct	3FG	3FGA	Pct	FT	FTA	Pct	Off								
2019-20	Has not played																					

2019-20 GAME BY GAME

NOTING PORTER

- Walk-on who is expected to redshirt during the 2019-20 season
- Returned from a torn ACL in June of 2018 to play as a senior, averaging 6.2 points and 4.4 rebounds as Millard North High School reached the district final
- Enjoyed a strong junior season, averaging 13.5 points and 7.5 rebounds per game for the Mustangs
- Was AAU teammates with fellow Husker freshmen Akol Arop, Jace Piatkowski and Charlie Easley
- Is a fourth-generation athlete at Nebraska, as his father (Budge, 1975) grandfather (Mort, 1943, 1946-47) and great grandfather (Grove, 1913-15) all played football for the Cornhuskers



#4 SHAMIEL STEVENSON | 6-6 | 245 | Jr. | G/F | Toronto, Ontario, Canada

CAREER STATS

Year	GP	GS	Min	Avg	Total							Rebounds													
					FG	FGA	Pct	3FG	3FGA	Pct	FT	FTA	Pct	Off	Def	Tot	Avg	PF	FO	Ast	TO	Blk	Stl	Pts	Avg
2017-18*	32	13	761	23.8	95	188	.505	15	40	.375	68	112	.607	27	114	141	4.4	50	0	33	72	8	16	273	8.5
2018-19*	4	0	32	8.0	7	12	.583	1	1	1.000	0	1	.000	0	7	7	1.8	3	0	3	1	1	3	15	3.8
All*	36	13	793	22.0	102	200	.510	16	41	.390	68	113	.602	27	121	148	4.1	53	0	36	73	9	19	288	8.0

NOTING STEVENSON

- Will sit out this season following his NCAA appeal being denied on Nov. 26, 2019 and will have two seasons of eligibility remaining
- Played in 32 games, including 13 starts at Pittsburgh in 2017-18, averaging 8.5 points on 51 percent shooting and 4.4 rebounds per game to rank second on the Panthers in rebounds
- Reached double figures 13 times, including a career-high 19 points against Montana
- Played at Hillcrest (Ariz.) Prep, averaging 14.2 points and 6.3 rebounds and was selected to play in the 2017 BioSteel All-Canadian Game



#13 DERRICK WALKER | 6-8 | 235 | Jr. | F | Kansas City, Mo.

CAREER STATS

Year	GP	GS	Min	Avg	Total							Rebounds													
					FG	FGA	Pct	3FG	3FGA	Pct	FT	FTA	Pct	Off	Def	Tot	Avg	PF	FO	Ast	TO	Blk	Stl	Pts	Avg
2017-18*	34	0	299	8.8	28	47	.596	0	0	.000	10	25	.400	29	46	75	2.2	43	0	9	21	7	3	66	1.9
2018-19*	30	0	160	5.3	10	19	.526	0	0	.000	5	19	.263	8	24	32	1.1	28	0	7	6	3	6	25	0.8
All*	64	0	459	7.2	38	66	.576	0	0	.000	15	44	.341	37	70	107	1.7	71	0	16	27	10	9	91	1.4

2019-20 GAME BY GAME

NOTING WALKER

- Walker is sitting out the 2019-20 season after transferring from Tennessee and will have two seasons of eligibility remaining
- Played in 30 games at Tennessee in 2018-19 as the Volunteers reached the NCAA Sweet 16
- Helped the Volunteers to an SEC title in 2017-18, playing in 34 games and averaging 1.9 points and 2.2 rebounds per outing
- A four-star prospect by ESPN who played at Sunrise (Kan.) Christian Academy, averaging 14 points and seven rebounds per game in 2016-17
- Played on MOKAN Elite AAU program with NBA first-round picks Trae Young and Michael Porter Jr.
- Spent freshman-junior years at Raytown High School, the alma mater of former Husker great Tyronn Lue



#45 DALANO BANTON | 6-8 | 195 | So. | G | Toronto, Ontario, Canada

CAREER STATS

Year	GP	GS	Min	Avg	Total							Rebounds													
					FG	FGA	Pct	3FG	3FGA	Pct	FT	FTA	Pct	Off	Def	Tot	Avg	PF	FO	Ast	TO	Blk	Stl	Pts	Avg
2018-19*	31	12	469	15.1	39	96	.406	8	37	.216	19	34	.559	16	76	92	3.0	27	0	65	52	16	14	105	3.4
All*	31	12	469	15.1	39	96	.406	8	37	.216	19	34	.559	16	76	92	3.0	27	0	65	52	16	14	105	3.4

NOTING BANTON

- Transfer from Western Kentucky who will sit out the 2019-20 season and have three years of eligibility remaining
- Reclassified to the class of 2018 to play at Western Kentucky, where he averaged 3.4 points, 3.0 rebounds and 2.1 assists per game
- Made 12 starts and his best performance was a 13-rebound, 10-assist, eight-point effort in a win over No. 15 Wisconsin
- Top 100 recruit (Rivals and 247Sports) who played at Redemption (N.Y.) Christian Academy and was named conference MVP in his final year at the school
- Played in the BioSteel All-Canadian Game, finishing with 19 points on 9-of-16 shooting, eight rebounds and three steals

UC RIVERSIDE 66, NEBRASKA 47

SOUTHERN UTAH 79, NEBRASKA 78 (2OT)



Official Basketball Box Score - Final UC Riverside at Nebraska

Game Time: 8:06 PM Game Duration: 1:54 Attendance: 15,745

UC Riverside - 66

Record: 1-0

Box score table for UC Riverside vs Nebraska, including player names, stats (FG, 3P, FT, Rebounds, Fouls, TP, AS, TO, ST, Blocks), and totals.

Officials: Lamont Simpson, Chris Beaver, Steve Horacki

Shooting By Period statistics for UC Riverside vs Nebraska, showing 1st, 2nd, and GM FG percentages.

Technical Fouls: NONE

Nebraska - 47

Record: 6-1

Box score table for Nebraska vs UC Riverside, including player names, stats, and totals.

Shooting By Period statistics for Nebraska vs UC Riverside.

Technical Fouls: NONE

Summary statistics for UC Riverside vs Nebraska, including Biggest lead, Best Scoring Run, and Period by Period Scoring.

Game Notes: Actual Attendance 11,725



Official Basketball Box Score - Final Southern Utah at Nebraska

Game Time: 1:01 PM Game Duration: 2:32 Attendance: 15,829

Southern Utah - 79

Record: 2-0

Box score table for Southern Utah vs Nebraska, including player names, stats, and totals.

Officials: Bill R, Donnie Epply, Brandon Cruz

Shooting By Period statistics for Southern Utah vs Nebraska.

Technical Fouls: Marin 2nd OT 2:39

Nebraska - 78

Record: 6-2

Box score table for Nebraska vs Southern Utah, including player names, stats, and totals.

Shooting By Period statistics for Nebraska vs Southern Utah.

Technical Fouls: NONE

Summary statistics for Southern Utah vs Nebraska, including Biggest lead and Period by Period Scoring.

Game Notes: Actual Attendance 11,473

NEBRASKA 90, SOUTH DAKOTA STATE 73

NEBRASKA 93, SOUTHERN 86 (OT)



Official Basketball Box Score - Final South Dakota St. at Nebraska

Game Time: 8:05 PM Game Duration: 1:55 Attendance: 15,946

South Dakota St. - 73

Record: 3-2

Box score table for South Dakota State vs Nebraska, including player names, stats, and totals.

Officials: Steve Mclunkins, Lewis Garrison, Edwin Young

Shooting By Period statistics for South Dakota State vs Nebraska.

Technical Fouls: NONE

Nebraska - 90

Record: 1-2

Box score table for Nebraska vs South Dakota State, including player names, stats, and totals.

Shooting By Period statistics for Nebraska vs South Dakota State.

Technical Fouls: NONE

Summary statistics for South Dakota State vs Nebraska, including Biggest lead and Period by Period Scoring.

Game Notes: Actual Attendance 12,947



Official Basketball Box Score - Final Southern U. at Nebraska

Game Time: 7:01 PM Game Duration: 2:17 Attendance: 15,831

Southern U. - 86

Record: 2-3

Box score table for Southern Utah vs Nebraska, including player names, stats, and totals.

Officials: Terry Ojstby, Brian M/Nut, Kelly Pfeifer

Shooting By Period statistics for Southern Utah vs Nebraska.

Technical Fouls: Shivers 2nd 12:29

Nebraska - 93

Record: 2-2

Box score table for Nebraska vs Southern Utah, including player names, stats, and totals.

Shooting By Period statistics for Nebraska vs Southern Utah.

Technical Fouls: Kavass 1st 5:38

Summary statistics for Southern Utah vs Nebraska, including Biggest lead and Period by Period Scoring.

Game Notes: Actual Attendance 11,287

CREIGHTON 95, NEBRASKA 76

Official Basketball Box Score -- Game Totals -- Final Statistics
Nebraska vs Creighton
12-07-19 1:30 pm at Omaha, Neb. (CHI Health Center Omaha)

Nebraska 76 • 4-5

Table with 15 columns: #, Player, FG, 3-PT, FT, Rebounds, PF, TP, A, TO, Blk, Stl, Min. Rows include players like Yvan Ouedraogo, Dachon Burke, Haanif Cheatham, etc.

FG % 1st Half: 8-34 23.5% 2nd half: 19-31 61.3% Game: 27-65 41.5% Deadball Rebounds: 5
3FG % 1st Half: 3-14 21.4% 2nd half: 6-13 46.2% Game: 9-27 33.3%
FT % 1st Half: 3-7 42.9% 2nd half: 10-17 58.8% Game: 13-24 54.2%

Creighton 95 • 7-2

Table with 15 columns: #, Player, FG, 3-PT, FT, Rebounds, PF, TP, A, TO, Blk, Stl, Min. Rows include players like BISHOP, Christian, JEFFERSON, Damien, ALEXANDER, Ty-Shon, etc.

FG % 1st Half: 17-33 51.5% 2nd half: 18-33 54.5% Game: 35-66 53.0% Deadball Rebounds: 1
3FG % 1st Half: 8-16 50.0% 2nd half: 5-14 35.7% Game: 13-30 43.3%
FT % 1st Half: 6-8 75.0% 2nd half: 6-7 85.7% Game: 12-15 80.0%

Officials: James Breeding, Jeffrey Anderson, Earl Walton
Technical fouls: Nebraska-None. Creighton-None.
Attendance: 18068
Fouled out: Home #13 with 5:08 left in 2nd half.

Score by periods table with columns: 1st, 2nd, Total. Rows for Nebraska and Creighton.

Last FG - NEB 2nd-00:22, CU 2nd-01:45.
Largest lead - NEB None, CU by 32 2nd-18:36.
NEB led for 00:00. CU led for 39:24. Game was tied for 00:36.

INDIANA 96, NEBRASKA 90 (OT)

Official Basketball Box Score - Final
Nebraska at Indiana
12/14/19 Simon Skjott Assembly Hall, Bloomington
2019-20 Men's Basketball

Nebraska - 90

Table with 15 columns: NO. Name, Min, FG, 3P, FT, Rebounds, Fouls, TP, AS, TO, ST, Blocks, +/-, Shooting By Period. Rows include Yvan Ouedraogo, Cam Mack, Dachon Burke, etc.

Indiana - 96

Table with 15 columns: NO. Name, Min, FG, 3P, FT, Rebounds, Fouls, TP, AS, TO, ST, Blocks, +/-, Shooting By Period. Rows include Justin Smith, Trayce Jackson-Davis, Joey Brunk, etc.

Technical Fouls: NONE

Summary statistics table with columns: Biggest lead, Best Scoring Run, Lead Changes, Times Tied, Time with Lead, Points from Turnovers, Period by Period Scoring.

NEBRASKA 70, PURDUE 56

Official Basketball Box Score - Final
Purdue at Nebraska
12/15/19 Pinnacle Bank Arena, Lincoln
Nebraska vs. Purdue

Purdue - 56

Table with 15 columns: NO. Name, Min, FG, 3P, FT, Rebounds, Fouls, TP, AS, TO, ST, Blocks, +/-, Shooting By Period. Rows include Matt Haarms, Trevion Williams, Eric Hunter Jr., etc.

Nebraska - 70

Table with 15 columns: NO. Name, Min, FG, 3P, FT, Rebounds, Fouls, TP, AS, TO, ST, Blocks, +/-, Shooting By Period. Rows include Yvan Ouedraogo, Cam Mack, Dachon Burke, etc.

Technical Fouls: NONE

Summary statistics table with columns: Biggest lead, Best Scoring Run, Lead Changes, Times Tied, Time with Lead, Points from Turnovers, Period by Period Scoring.

NORTH DAKOTA 75, NEBRASKA 74

Official Basketball Box Score - Final
North Dakota at Nebraska
12/21/19 Pinnacle Bank Arena, Lincoln
Nebraska vs. North Dakota

North Dakota - 75

Table with 15 columns: NO. Name, Min, FG, 3P, FT, Rebounds, Fouls, TP, AS, TO, ST, Blocks, +/-, Shooting By Period. Rows include Filip Bebraca, Kienan Walter, Marion Stewart, etc.

Nebraska - 74

Table with 15 columns: NO. Name, Min, FG, 3P, FT, Rebounds, Fouls, TP, AS, TO, ST, Blocks, +/-, Shooting By Period. Rows include Yvan Ouedraogo, Cam Mack, Dachon Burke, etc.

Technical Fouls: NONE

Summary statistics table with columns: Biggest lead, Best Scoring Run, Lead Changes, Times Tied, Time with Lead, Points from Turnovers, Period by Period Scoring.

NEBRASKA 73, TEXAS A&M-CORPUS CHRISTI 52



Official Basketball Box Score - Final
A&M-Corpus Christi at Nebraska
12/29/19 Pinnacle Bank Arena, Lincoln
Nebraska - TAMU-Corpus Christi

Game Time: 1:03 PM
Game Duration: 1:57
Attendance: 14,968

Officials: Bill B. Steve McClunkins, Steve Hirschi

Table with 15 columns: NO. Name, Min, FG, 3P, FT, Rebounds, Fouls, TP, AS, TO, ST, Blocks, +/-
Record: 4-9
Totals: 20-63, 7-22, 5-13, 14 33 47, 20 15 52, 9 21 7, 7 4 21

Shooting By Period
1st FG% 8-32 25.0%
3PT% 3-14 21.4%
FT% 2-6 33.3%
2nd FG% 12-31 38.7%
3PT% 4-8 50.0%
FT% 3-7 42.9%
GMFG% 26-63 41.7%
3PT% 7-22 31.8%
FT% 5-13 38.5%

Table with 15 columns: NO. Name, Min, FG, 3P, FT, Rebounds, Fouls, TP, AS, TO, ST, Blocks, +/-
Record: 6-7
Totals: 23-66, 7-25, 20-28, 15 34 49, 15 20 73, 13 12 15, 4 7 21

Shooting By Period
1st FG% 10-30 33.3%
3PT% 1-12 8.3%
FT% 13-19 68.4%
2nd FG% 13-36 36.1%
3PT% 6-13 46.2%
FT% 7-9 77.8%
GMFG% 23-66 34.8%
3PT% 7-25 28.0%
FT% 20-28 71.4%

ACC NEB
Points from Turnovers ACC NEB
Best Scoring Run 7 (1st 1:52) 11 (1st 11:17)
Lead Changes 2
Times Tied 3
Time with Lead 00:17 35:21

Game Notes: Actual Attendance 10,473**

RUTGERS 79, NEBRASKA 62



Official Basketball Box Score - Final
Rutgers at Nebraska
01/03/20 Pinnacle Bank Arena, Lincoln
Nebraska vs. Rutgers

Game Time: 7:01 PM
Game Duration: 1:56
Attendance: 15,024

Officials: Larry Scrotto, Kelly Pfeifer, Lewis Garrison

Table with 15 columns: NO. Name, Min, FG, 3P, FT, Rebounds, Fouls, TP, AS, TO, ST, Blocks, +/-
Record: 11-3 (2-1)
Totals: 34-63, 5-15, 6-12, 16 32 48, 16 10 79, 16 13 3 4 2 17

Shooting By Period
1st FG% 17-32 53.1%
3PT% 3-7 42.9%
FT% 4-5 80%
2nd FG% 17-31 54.8%
3PT% 2-8 25.0%
FT% 2-7 28.6%
GMFG% 34-63 54.0%
3PT% 5-15 33.3%
FT% 6-12 50.0%

Table with 15 columns: NO. Name, Min, FG, 3P, FT, Rebounds, Fouls, TP, AS, TO, ST, Blocks, +/-
Record: 6-8 (1-2)
Totals: 20-63, 8-31, 14-21, 15 16 31, 11 15 62, 15 7 7 2 4 17

Shooting By Period
1st FG% 9-33 27.3%
3PT% 3-15 20.0%
FT% 7-11 63.6%
2nd FG% 11-30 36.7%
3PT% 5-16 31.3%
FT% 7-10 70%
GMFG% 20-63 31.7%
3PT% 8-31 25.8%
FT% 14-21 66.7%

Points from Turnovers RUT NEB
Best Scoring Run 11 (2nd 18:50) 8 (1st 4:25)
Lead Changes 2
Times Tied 2
Time with Lead 33:04 05:02

Game Notes: Actual Attendance 12,142**

NEBRASKA 76, IOWA 70



Official Basketball Box Score - Final
Iowa at Nebraska
01/07/20 Pinnacle Bank Arena, Lincoln, NE
Nebraska vs. Iowa

Game Time: 8:12 PM
Game Duration: 1:59
Attendance: 14,722

Officials: DJ Carlstensen, Chris Beaver, Rob Kusenman

Table with 15 columns: NO. Name, Min, FG, 3P, FT, Rebounds, Fouls, TP, AS, TO, ST, Blocks, +/-
Record: 10-5 (1-3)
Totals: 32-77, 4-33, 2-5, 19 29 48, 21 14 70, 17 11 6 3 1 -5

Shooting By Period
1st FG% 14-36 38.9%
3PT% 2-19 10.5%
FT% 1-1 100%
2nd FG% 18-41 43.9%
3PT% 2-14 14.3%
FT% 1-4 25%
GMFG% 32-77 41.6%
3PT% 4-33 12.1%
FT% 2-5 40.0%

Table with 15 columns: NO. Name, Min, FG, 3P, FT, Rebounds, Fouls, TP, AS, TO, ST, Blocks, +/-
Record: 7-8 (2-2)
Totals: 26-53, 10-26, 14-26, 6 28 34, 14 20 76, 16 11 7 1 3 8

Shooting By Period
1st FG% 14-30 46.7%
3PT% 7-16 43.8%
FT% 3-6 50%
2nd FG% 12-23 52.2%
3PT% 3-10 30.0%
FT% 1-2 50%
GMFG% 26-53 49.1%
3PT% 10-26 38.5%
FT% 14-26 53.8%

IOWA NEB
Points from Turnovers IOWA NEB
Best Scoring Run 8 (2nd 18:08) 8 (1st 10:59)
Lead Changes 2
Times Tied 4
Time with Lead 00:38 37:41

Game Notes: Actual Attendance 11,814**

NORTHWESTERN 62, NEBRASKA 57



Official Basketball Box Score - Final
Nebraska at Northwestern
01/11/20 Welsh-Ryan Arena, Evanston
2019-20 Men's Basketball

Game Time: 12:00 AM
Game Duration: 1:52
Attendance: 5,664

Officials: Paul Szal, Kelly Pfeifer, Mike Eades

Table with 15 columns: NO. Name, Min, FG, 3P, FT, Rebounds, Fouls, TP, AS, TO, ST, Blocks, +/-
Record: 7-9 (2-3)
Totals: 21-67, 9-30, 6-11, 9 33 42, 14 11 57, 14 6 7 2 6 -5

Shooting By Period
1st FG% 10-33 30.3%
3PT% 5-15 33.3%
FT% 2-6 33.3%
2nd FG% 11-34 32.4%
3PT% 4-15 26.7%
FT% 4-5 80%
GMFG% 21-67 31.3%
3PT% 9-30 30.0%
FT% 6-11 54.5%

Table with 15 columns: NO. Name, Min, FG, 3P, FT, Rebounds, Fouls, TP, AS, TO, ST, Blocks, +/-
Record: 6-9 (1-4)
Totals: 25-63, 10-29, 2-5, 8 38 46, 11 14 62, 11 11 2 6 2 5

Shooting By Period
1st FG% 17-33 51.5%
3PT% 4-14 57.1%
FT% 0-0 0%
2nd FG% 8-30 26.7%
3PT% 4-5 80%
FT% 2-5 40%
GMFG% 25-63 39.7%
3PT% 10-29 34.5%
FT% 2-5 40.0%

UN NU
Points from Turnovers UN NU
Best Scoring Run 9 (2nd 6:51) 11 (1st 4:26)
Lead Changes 2
Times Tied 2
Time with Lead 03:03 34:39



2019-20 Nebraska Men's Basketball Combined Team Statistics In Conference games

Game Records

Record	Overall	Home	Away	Neutral
ALL GAMES	2-7	2-2	0-5	0-0
CONFERENCE	2-7	2-2	0-5	0-0
NON-CONFERENCE	0-0	0-0	0-0	0-0

Score by Periods

Team	1st	2nd	OT	TOT
Nebraska	303	326	8	637
Opponents	338	330	14	682

Team Box Score

No.	Player				Total		3-Point		F-Throw		Rebounds											
		GP-GS	MIN	AVG	FG-FGA	FG%	3FG-FGA	3FG%	FT-FTA	FT%	OFF	DEF	TOT	AVG	PF	DQ	A	TO	BLK	STL	PTS	AVG
3	MACK, Cam	9-9	332:30	36.9	43-107	.402	20-54	.370	20-33	.606	7	36	43	4.8	19	0	70	23	6	6	126	14.0
34	THORBJARNARSON, Thorir	9-9	304:06	33.8	40-77	.519	22-48	.458	12-17	.706	5	47	52	5.8	25	1	15	10	0	10	114	12.7
11	BURKE, Dachon	9-9	272:21	30.3	46-105	.438	10-37	.270	9-18	.500	9	29	38	4.2	19	0	15	14	5	12	111	12.3
22	CHEATHAM, Haanif	9-9	285:52	31.8	36-92	.391	12-36	.333	17-27	.630	3	20	23	2.6	8	0	16	10	1	7	101	11.2
1	CROSS, Kevin	9-0	157:30	17.5	23-67	.343	10-32	.313	12-15	.800	10	29	39	4.3	23	1	12	5	0	5	68	7.6
23	GREEN, Jervay	5-0	77:37	15.5	12-26	.462	5-13	.385	0-2	.000	2	13	15	3.0	7	0	2	4	0	5	29	5.8
24	QUEDRAOGO, Yvan	9-9	208:23	23.2	20-50	.400	0-0	.000	7-13	.538	24	32	56	6.2	16	0	8	14	1	3	47	5.2
30	EASLEY, Charlie	9-0	113:12	12.6	6-22	.273	3-14	.214	10-11	.909	1	6	7	0.8	13	0	3	1	0	6	25	2.8
25	KAVAS, Matej	7-0	70:05	10.0	5-24	.208	3-17	.176	3-4	.750	0	4	4	0.6	4	0	2	1	1	0	16	2.3
0	AROP, Akol	4-0	03:24	0.8	0-0	.000	0-0	.000	0-0	.000	1	0	1	0.3	0	0	0	0	1	0	0	0.0
Team											20	15	35					2				
Total		9	1825		231-570	.405	85-251	.339	90-140	.643	82	231	313	34.8	134	2	143	84	15	54	637	70.8
Opponents		9	1825		265-591	.448	74-241	.307	78-125	.624	121	289	410	45.6	136	1	146	110	54	36	682	75.8

Team Statistics

	NEBR	OPP
Scoring	637	682
Points per game	70.8	75.8
Scoring margin	-5.0	-
Field goals-att	231-570	265-591
Field goal pct	.405	.448
3 point fg-att	85-251	74-241
3-point FG pct	.339	.307
3-pt FG made per game	9.4	8.2
Free throws-att	90-140	78-125
Free throw pct	.643	.624
F-Throws made per game	10.0	8.7
Rebounds	313	410
Rebounds per game	34.8	45.6
Rebounding margin	-10.8	-
Assists	143	146
Assists per game	15.9	16.2
Turnovers	84	110
Turnovers per game	9.3	12.2
Turnover margin	+2.9	-
Assist/turnover ratio	1.7	1.3
Steals	54	36
Steals per game	6.0	4.0
Blocks	15	54
Blocks per game	1.7	6.0
Winning streak	0	-
Home win streak	0	-
Attendance	61325	60696
Home games-Avg/Game	4-15331	5-12139
Neutral site-Avg/Game	-	0-0

Team Results

Date	Opponent		Score	Att.
12/13/2019	at Indiana	Lot	90-96	17222
12/15/2019	Purdue	W	70-56	15654
01/03/2020	Rutgers	L	62-79	15024
01/07/2020	Iowa	W	76-70	14722
01/11/2020	at Northwestern	L	57-62	5664
01/14/2020	at Ohio St.	L	68-80	12954
01/18/2020	Indiana	L	74-82	15925
01/21/2020	at Wisconsin	L	68-82	16856
01/25/2020	at Rutgers	L	72-75	8000



2019-20 Nebraska Men's Basketball Combined Team Statistics

Game Records

Record	Overall	Home	Away	Neutral
ALL GAMES	7-13	5-5	0-7	2-1
CONFERENCE	2-7	2-2	0-5	0-0
NON-CONFERENCE	5-6	3-3	0-2	2-1

Score by Periods

Team	1st	2nd	OT	TOT
Nebraska	668	748	30	1446
Opponents	706	768	30	1504

Team Box Score

No.	Player				Total		3-Point		F-Throw		Rebounds								PTS	AVG		
		GP-GS	MIN	AVG	FG-FGA	FG%	3FG-FGA	3FG%	FT-FTA	FT%	OFF	DEF	TOT	AVG	PF	DQ	A	TO			BLK	STL
3	MACK, Cam	20-18	703:44	35.2	92-219	.420	32-91	.352	50-85	.588	19	72	91	4.6	49	1	133	54	9	23	266	13.3
22	CHEATHAM, Haanif	20-20	643:15	32.2	87-182	.478	18-54	.333	49-75	.653	8	67	75	3.8	24	0	28	23	5	17	241	12.1
11	BURKE, Dachon	20-20	565:03	28.3	89-223	.399	21-76	.276	34-63	.540	19	63	82	4.1	34	0	27	25	14	28	233	11.7
34	THORBJARNARSON, Thorir	20-12	525:17	26.3	62-123	.504	34-74	.459	17-24	.708	8	82	90	4.5	41	1	20	18	2	21	175	8.8
23	GREEN, Jervay	16-9	403:30	25.2	48-123	.390	21-67	.313	16-31	.516	13	53	66	4.1	33	1	30	27	5	17	133	8.3
1	CROSS, Kevin	20-0	366:33	18.3	55-146	.377	19-65	.292	18-29	.621	23	58	81	4.1	39	1	22	21	6	6	147	7.4
24	OUEDRAOGO, Yvan	20-20	429:02	21.5	44-107	.411	0-0	.000	24-48	.500	53	71	124	6.2	31	0	14	32	5	8	112	5.6
25	KAVAS, Matej	18-1	269:57	15.0	30-83	.361	18-57	.316	13-19	.684	1	18	19	1.1	19	0	9	8	2	3	91	5.1
30	EASLEY, Charlie	16-0	132:09	8.3	9-27	.333	4-17	.235	10-13	.769	2	6	8	0.5	13	0	4	4	0	6	32	2.0
15	CURTIS, Samari	8-0	49:18	6.2	4-10	.400	4-9	.444	2-2	1.000	0	7	7	0.9	5	0	1	2	1	0	14	1.8
0	AROP, Akol	9-0	12:12	1.4	0-2	.000	0-1	.000	2-2	1.000	1	7	8	0.9	0	0	0	2	2	0	2	0.2
Team											35	30	65					4				
Total		20			520-1245	.418	171-511	.335	235-391	.601	182	534	716	35.8	288	4	288	220	51	129	1446	72.3
Opponents		20			584-1346	.434	163-524	.311	173-263	.658	278	640	918	45.9	347	-	287	279	103	103	1504	75.2

Team Statistics

	Nebr	OPP
Scoring	1446	1504
Points per game	72.3	75.2
Scoring margin	-2.9	-
Field goals-att	520-1245	584-1346
Field goal pct	.418	.434
3 point fg-att	171-511	163-524
3-point FG pct	.335	.311
3-pt FG made per game	8.6	8.2
Free throws-att	235-391	173-263
Free throw pct	.601	.658
F-Throws made per game	11.8	8.7
Rebounds	716	918
Rebounds per game	35.8	45.9
Rebounding margin	-10.1	-
Assists	288	287
Assists per game	14.4	14.4
Turnovers	220	279
Turnovers per game	11.0	14.0
Turnover margin	+3.0	-
Assist/turnover ratio	1.3	1.0
Steals	129	103
Steals per game	6.5	5.2
Blocks	51	103
Blocks per game	2.6	5.2
Winning streak	0	-
Home win streak	0	-
Attendance	154753	83897
Home games-Avg/Game	10-15475	7-11985
Neutral site-Avg/Game	-	3-746

Team Results

Date	Opponent	Score	Att.
11/05/19	UC Riverside	L 47-66	15745
11/09/19	Southern Utah	L 78-79	15828
11/15/19	South Dakota St.	W 90-73	15946
11/22/19	Southern U.	W 93-86	15931
11/25/19	vs Washington St.	W 82-71	660
11/26/19	vs George Mason	L 66-85	1066
11/27/19	vs South Fla.	W 74-67	512
12/04/19	at Georgia Tech	L 56-73	5133
12/07/19	at Creighton	L 76-95	18068
12/13/19	at Indiana	L 90-96	17222
12/15/19	Purdue	W 70-56	15654
12/21/19	North Dakota	L 74-75	15010
12/29/19	A&M-Corpus Christi	W 73-52	14968
01/03/20	Rutgers	L 62-79	15024
01/07/20	Iowa	W 76-70	14722
01/11/20	at Northwestern	L 57-62	5664
01/14/20	at Ohio St.	L 68-80	12954
01/18/20	Indiana	L 74-82	15925
01/21/20	at Wisconsin	L 68-82	16856
01/25/20	at Rutgers	L 72-75	8000