

# N NEBRASKA BASKETBALL

## 2019-20 GAME NOTES

The Nebraska men's basketball team hits the road to begin a two-game road trip on Tuesday evening, as the Huskers travel to Madison, Wis., for a matchup with the Wisconsin Badgers.

Tipoff at the Kohl Center is slated for shortly after 8 p.m. and the matchup will be carried nationally on BTN with Dave Revsine and Robbie Hummel on the call. The game can also be streamed via the web, smartphones, tablets and connected devices through the Fox Sports app.

Fans can follow all of the action across the state of Nebraska on the Learfield IMG College Husker Sports Network with Kent Pavelka and Jake Muhleisen on the call. The game will also be available on Huskers.com, the Huskers app and TuneIn radio. The pregame show begins one hour prior to tipoff.

Nebraska (7-11, 2-5 Big Ten) looks to snap a three-game losing streak after an 82-74 loss to Indiana on Saturday night. The Hoosiers used a 16-2 spurt to open the second half to build a 19-point cushion. Nebraska battled back and got to within six points and had a couple of opportunities to make it a one-possession game, but could not complete the rally. Indiana hit 51 percent from the field and hit eight 3-pointers, after entering the game shooting 25 percent from 3-point range in Big Ten play.

For Nebraska, sophomore Cam Mack led NU with 20 points and nine assists to pace four Huskers in double figures. It was Mack's second 20-point game of the year and the sixth time he has dished out at least eight assists in a game. Thorir Thorbjarnarson added 13 points and nine boards, while Dachon Burke Jr. (12) and Haanif Cheatham (10) also finished in double figures.

On the year, Mack is third in the Big Ten in assists (6.8 avg) as he guides an attack that has six players averaging at least 7.0 points per game. With 123 assists, Mack needs just 13 assists to crack NU's single-season top-10 list and is one assist away from matching NU's highest assist total since joining the Big Ten (Tai Webster, 124, 2016-17).

Wisconsin (11-7, 4-3) looks to bounce back following a 67-55 loss at No. 15 Michigan State on Friday evening. Nate Ruevers had 19 points and seven rebounds, while Kobe King added 10 points against MSU. Wisconsin shot just 35 percent, while Michigan State shot 47 percent and out-rebounded the Badgers 41-32. Ruevers leads a balanced Wisconsin attack with 14.2 points per game.

### GAME MATCHUP

#### NEBRASKA CORNHUSKERS

2019-20 Record: 7-11 (2-5 Big Ten)  
Head coach: Fred Hoiberg  
Record at Nebraska: 7-11 (1st year)  
Career NCAA Record: 122-67 (6th year)

#### WISCONSIN BADGERS


2019-20 Record: 11-7 (4-3 Big Ten)  
Head coach: Greg Gard  
Record at Wisconsin: 91-54 (5th year)  
Career Record: Same

#### BROADCAST INFO

**Television:** BTN  
Play-by-play: Dave Revsine  
Analyst: Robbie Hummel  
**Online Broadcast:** Fox Sports App  
**Radio:** Learfield IMG College Husker Sports Network, including 590 AM (Omaha), 1400 AM (Lincoln) and 880 AM (Lexington)  
Play-by-play: Kent Pavelka  
Analyst: Jake Muhleisen  
**Online Radio:** Available on Huskers.com, Huskers App, TuneIn.com/Huskers and TuneIn App.  
**SiriusXM (Internet):** Ch. 385 **XM:** Ch. 975

### PLAYER SPOTLIGHT

Junior guard Thorir Thorbjarnarson is averaging 12.5 points on 55 percent shooting, 7.8 rebounds, 2.3 assists and 1.8 steals per game over Nebraska's last four contests.



### NEBRASKA AT WISCONSIN

# 19

#### GAME DETAILS

Date: Tuesday, Jan. 21  
Time: 8 p.m. (CT)  
Location: Madison, Wis.  
Arena: Kohl Center

#### MEDIA INFO

TV: BTN  
Online Video: Fox Sports App  
Radio: Learfield IMG College  
Internet Audio: Huskers.com  
Huskers app/TuneIn

### 2019-20 SCHEDULE

Date	Opponent	TV/Internet	Result
Tues., Nov. 5	UC Riverside	BTN	L, 47-66
Sat., Nov. 9	Southern Utah	BTN+	L, 78-79 (2OT)
Fri., Nov. 15	South Dakota St.	BTN	W, 90-73
Fri., Nov. 22	Southern	BTN+	W, 93-86 (OT)

#### CAYMAN ISLANDS CLASSIC

Mon., Nov. 25	vs. Washington St.	FloHoops.com	W, 82-71
Tues., Nov. 26	vs. George Mason	FloHoops.com	L, 66-85
Wed., Nov. 27	vs. South Florida	FloHoops.com	W, 74-67

#### BIG/ACC CHALLENGE

Wed., Dec. 4	at Georgia Tech	ESPNU	L, 56-73
Sat., Dec. 7	at Creighton	FS1	L, 74-95
Fri., Dec. 13	at Indiana*	BTN	L, 90-96 (OT)
Sun., Dec. 15	Purdue*	BTN	W, 70-56
Sat., Dec. 21	North Dakota	BTN+	L, 74-75
Sun., Dec. 29	TAMU-Corpus Christi	BTN	W, 73-52
Fri., Jan. 3	Rutgers*	BTN	L, 62-79
Tues., Jan. 7	Iowa*	BTN	W, 76-70
Sat., Jan. 11	at Northwestern*	BTN	L, 57-62
Tues., Jan. 14	at No. 21 Ohio State*	FS1	L, 68-80
Sat., Jan. 18	Indiana*	BTN	L, 74-82
Tues., Jan. 21	at Wisconsin*	BTN	8 p.m.
Sat., Jan. 25	at Rutgers*	BTN	1 p.m.
Tues., Jan. 28	Michigan*	ESPN/2/U	6 p.m.
Sat., Feb. 1	Penn State*	BTN	6 p.m.
Sat., Feb. 8	at Iowa*	BTN	5 p.m.
Tues., Feb. 11	at Maryland*	BTN	7:30 p.m.
Sat., Feb. 15	Wisconsin*	BTN	1:15 p.m.
Thurs., Feb. 20	Michigan State*	FS1	7:30 p.m.
Mon., Feb. 24	at Illinois*	BTN	7 p.m.
Thurs., Feb. 27	Ohio State*	ESPN/2	8 p.m.
Sun., March 1	Northwestern*	BTN	3:15 p.m.
Thurs., March 5	at Michigan*	FS1	5:30 p.m.
Sun., March 8	at Minnesota*	BTN	Noon

#### Big Ten Tournament

Wed., March 11	at Big Ten First Round	BTN	TBA
Thurs., March 12	at Big Ten Second Round	BTN	TBA
Fri., March 13	at Big Ten Quarterfinals	BTN	TBA
Sat., March 14	at Big Ten Semifinals	CBS	TBA
Sun., March 15	at Big Ten Championship	CBS	2:30 p.m.

#### NCAA Tournament

March 17-April 6	NCAA Tournament	TBD	TBA
------------------	-----------------	-----	-----

Notes: \*Big Ten Conference Game; All times listed are central and subject to change. **Home games** are in red and bold.

### 2019-20 ROSTER AT A GLANCE

No	Name	Pos.	Ht.	Wt.	Yr.	Hometown	GP/GS	MPG	PPG	RPG	APG
0	Akol Arop	F	6-6	200	Fr.	Omaha, Neb.	8/0	1.4	0.3	0.9	0.0
1	Kevin Cross	F	6-8	240	Fr.	Little Rock, Ark.	18/0	18.3	7.0	4.1	1.0
3	Cam Mack	G	6-2	175	So.	Austin, Texas	18/16	35.4	12.9	4.6	6.8
4	Shamiel Stevenson- #	G/F	6-6	245	Jr.	Toronto, Ontario, Canada	Will sit out 2019-20 season				
11	Dachon Burke Jr.	G	6-4	180	Jr.	Orange, N.J.	18/18	28.2	11.7	4.0	1.2
13	Derrick Walker - #	F	6-8	235	Jr.	Kansas City, Mo.	Will sit out 2019-20 season				
21	Jace Piatkowski	G	6-3	175	Fr.	Omaha, Neb.	Will redshirt in 2019-20				
22	Haanif Cheatham	G	6-5	194	Sr.	Fort Lauderdale, Fla.	18/18	33.2	12.7	4.1	1.3
23	Jervay Green	G	6-3	210	Jr.	Denver, Colo.	14/9	26.6	8.7	4.2	2.1
24	Yvan Ouedraogo	F	6-9	260	Fr.	Bordeaux, France	18/18	21.3	5.9	6.2	0.7
25	Matej Kavas	G	6-8	205	Sr.	Ljubljana, Slovenia	18/1	14.9	5.1	1.1	0.5
30	Charlie Easley	G	6-2	190	Fr.	Lincoln, Neb.	14/0	6.1	1.8	0.3	0.3
34	Thorir Thorbjarnarson	G	6-6	206	Jr.	Reykjavik, Iceland	18/10	25.4	8.1	4.4	1.1
44	Bret Porter	F	6-6	215	Fr.	Omaha, Neb.	Will redshirt in 2019-20				
45	Dalano Banton - #	G	6-8	195	So.	Toronto, Ontario, Canada	Will sit out 2019-20 season				

#Sitting out after transferring

## 2019-20 NUMERICAL ROSTER

No.	VL	Name	Pronunciation	Pos.	Ht.	Wt.	Yr.	Hometown	Previous School
0		Akol Arop	A-call uh-rope	F	6-6	200	Fr.	Omaha, Neb.	Creighton Prep HS
1		Kevin Cross		F	6-8	240	Fr.	Little Rock, Ark.	Mills University Studies HS
3		Cam Mack		G	6-2	175	So.	Austin, Texas	Salt Lake CC
4		Shamiel Stevenson	Sha-meal	G	6-6	245	Jr.	Toronto, Ontario, Canada	University of Nevada
11		Dachon Burke Jr.	DAY-shawn	G	6-4	180	Jr.	Orange, N.J.	Robert Morris
13		Derrick Walker		F	6-8	235	Jr.	Kansas City, Mo.	University of Tennessee
21		Jace Piatkowski	Pie-it-COW-ski	G	6-3	175	Fr.	Omaha, Neb.	Elkhorn South HS
22		Haanif Cheatham	Hah-NEEF CHEE-tum	G	6-5	194	Sr.	Fort Lauderdale, Fla.	Florida Gulf Coast University
23		Jervay Green		G	6-3	210	Jr.	Denver, Colo.	Western Nebraska CC
24		Yvan Ouedraogo	I-van WOO-drah-oh-goh	F	6-9	260	Fr.	Bordeaux, France	INSEP
25		Matej Kavaz	MAH-tey KAH-vahs	G	6-8	205	Sr.	Ljubljana, Slovenia	Seattle University
30		Charlie Easley		G	6-2	190	Fr.	Lincoln, Neb.	Pius X HS
34	**	Thorir Thorbjarnarson	Thor-EAR thorb-YAR-nar-son	G	6-6	206	Jr.	Reykjavik, Iceland	Menntaskólinn i Reykjavik
44		Bret Porter		F	6-6	215	Fr.	Omaha, Neb.	Millard North HS
45		Dalano Banton	duh-LAH-no BAN-ten	G	6-8	195	So.	Toronto, Ontario, Canada	Western Kentucky University

## 2019-20 COACHING STAFF

Name	Pronunciation	Title	Year at Nebraska	Alma Mater (Year)
Fred Hoiberg		Head Coach	First	Iowa State (1995)
Matt Abdelmassih	Abdel-massey	Assistant Coach	First	St. John's (2007)
Doc Sadler		Assistant Coach	First as Asst./Seventh	Arkansas (1982)
Armon Gates		Assistant Coach	Second	Kent State (2006)
Bobby Lutz	Lootz	Special Assistant to the Head Coach	First	UNC Charlotte (1980)
Tim Wilson		Basketball Strength Coach	Ninth	Nebraska (1981)
Matt Holt		Video Coordinator	Third	New Haven (2013)
Luca Virgilio	Vir-Jill-e-o	Director of Basketball Operations	First	Universita degli Studi di Roma Tre (2012)
Bertram "Buzzy" Caruthers		Director of Player Development	First	Hampton (2006)
Vince Fritz		Graduate Manager	Second	Missouri Southern (2018)
John Harris Jr.		Graduate Manager	First	Benedictine (2017)

## TEAM COMPARISON

Nebraska Cornhuskers			Wisconsin Badgers		
2019-20 Team Statistics (Record: 7-11, 2-5)			2019-20 Team Statistics (Record: 11-7, 4-3)		
Category	Nebraska	OPP	Category	Wisconsin	OPP
SCORING	1306	1347	SCORING	1197	1084
Points per game	72.6	74.8	Points Per Game	66.5	60.2
Scoring margin	-2.3	-	Margin	+6.3	--
FIELD GOALS-ATT	468-1123	527-1221	FIELD GOALS-ATT	421-979	402-976
Field goal pct	.417	.432	Field Goal Percentage	.430	.412
3 POINT FG-ATT	154-461	137-468	3-POINT FG-ATT	135-416	110-324
3-point FG pct	.334	.293	3-Point FG Percentage	.325	.340
3-pt FG made per game	8.6	7.6	3-Point FG made per game	7.5	6.1
FREE THROWS-ATT	216-363	156-238	FREE THROWS-ATT	220-285	170-250
Free throw pct	.595	.655	Free Throw Percentage	.772	.680
F-Throws made per game	12.0	8.7	F-Throws made per game	12.2	9.4
REBOUNDS	648	836	REBOUNDS	609	584
Rebounds per game	36.0	46.4	Rebounds Per Game	33.8	32.4
Rebounding margin	-10.4	-	Rebounding Margin	+1.4	--
ASSISTS	262	249	ASSISTS	204	191
Assists per game	14.6	13.8	Assists Per Game	11.3	10.6
TURNOVERS	200	256	TURNOVERS	190	217
Turnovers per game	11.1	14.2	Turnovers Per Game	10.6	12.1
Turnover margin	+3.1	-	Turnover Margin	+1.5	--
Assist/turnover ratio	1.3	1.0	Assist/Turnover Ratio	1.1	0.9
STEALS	117	91	STEALS	90	89
Steals per game	6.5	5.1	Steals Per Game	5.0	4.9
BLOCKS	47	92	BLOCKS	66	46
Blocks per game	2.6	5.1	Blocks Per Game	3.7	2.6

## NUMBERS TO KNOW

**.459** - Thorir Thorbjarnarson is third in the Big Ten in 3-point percentage entering Tuesday's game with Wisconsin. He has 28 3-pointers in 2019-20 after going a combined 6-of-28 behind the 3-point stripe in his first two years.

**3.1** - Nebraska enters the week leading the Big Ten in turnover margin at +3.1 per game. NU has committed 12 or fewer turnovers in each of the last 10 contests. NU is third in the Big Ten by committing 11.1 turnovers per game.

**3.52** - Cam Mack ranks fourth nationally among all power conference players with a 3.52-to-1 assist-to-turnover ratio in conference play. As of Jan. 19, only seven power conference players have better than a 3.0-to-1 assist-to-turnover ratio in league contests.

No.	Name	School	Conf Asst-to-TO
1.	Quincy McKnight	Seton Hall	3.76
2.	Jordan Goldwire	Duke	3.67
3.	Tyger Campbell	UCLA	3.60
4.	<b>Cam Mack</b>	<b>Nebraska</b>	<b>3.52</b>
5.	Connor McCaffery	Iowa	3.50
6.	Zavier Simpson	Michigan	3.35
7.	McKinley Wright	Colorado	3.00

**4** - Double-figure assist games for Cam Mack, which is the most by a Husker since Brian Carr had five in the 1985-86 season.

**13** - Double figure scoring runs that Nebraska has had in 2019-20 following an 11-0 first-half run against Indiana.

## PROBABLE STARTERS (BASED ON LAST GAME STARTERS)



#3 Cam Mack | G | So. | 6-2 | 175 | Austin, Texas

**2019-20 Averages:** PPG: 12.9 | RPG: 4.6 | APG: 6.8 | SPG: 1.2

**Worth Noting:** Ranks third in B1G in assists and second in assist-to-TO ratio...Has five double-doubles, including four in Big Ten play...Finished with 20 points and nine assists vs. Indiana...Posted 11 points, 10 rebounds and seven assists at Northwestern...Had 15 points and 10 assists vs. Iowa...Posted first triple-double in program history with 11 points, 10 rebounds and 12 assists vs. Purdue...Totaled 15 points and 10 assists at Indiana...Scored a season-high 24 points vs. South Dakota State...Rated the top point guard & No. 3 overall recruit by JUCOREcruiting.com in 2019...Averaged 19.1 ppg, 7.6 apg, 5.9 rpg and 2.4 spg at Salt Lake City CC...Totaled five 30-point games, including a 40-point outburst against Casper College.

**Collegiate Career Bests:** Pts: 24 | Reb: 10 (2x) | Ast: 12 | Stl: 3 (2x)

#11 Dachon Burke Jr. | G | Jr. | 6-4 | 180 | Orange, N.J.

**2019-20 Averages:** PPG: 11.7 | RPG: 4.0 | APG: 1.2 | SPG: 1.4

**Worth Noting:** Is third in B1G in steals...10 double-figure games, including a pair of 20-point efforts...Had 12 points, four rebounds and two steals vs. Indiana...Totaled 18 points and seven caroms against Purdue...Led Nebraska with 25 points, including 4-of-8 from 3-point range, at Indiana...Scored 21 points vs. USF...Sat out 2018-19 season after two years at Robert Morris...Was a second-team All-Northeast Conference pick in 2017-18, averaging 17.6 points, 5.8 rebounds and 2.1 steals per game...Was fourth in the NEC in scoring and led the lead in steals as a sophomore...Played in 33 games as a freshman and averaged 7.6 ppg...Prepped at Coastal Academy, where he averaged 17.2 points, 6.0 assists and 4.0 rebounds per game.

**Collegiate Career Bests (including Robert Morris):** Pts: 29 | Reb: 14 | Ast: 6 | Stl: 6

#34 Thorir Thorbjarnarson | G | Jr. | 6-6 | 206 | Reykjavik, Iceland

**2019-20 Averages:** PPG: 8.1 | RPG: 4.4 | APG: 1.1 | SPG: 1.1

**Worth Noting:** Started last 10 contests, averaging 10.7 ppg and 4.9 rpg in that span...Finished with 13 points, nine rebounds and three steals vs. Indiana...Hit a career-high five 3-pointers as part of a 15-point night at No. 21 Ohio State...Matched career high with 17 points and added nine rebounds vs. Iowa...Had 17 points at Indiana, including 3-of-5 from 3-point range...Had 12 points, including 4-of-5 from 3-point range, at Creighton...Averaged 10 ppg playing for Iceland National Team at the Games of the Small States of Europe...Started seven times in 2019, including all five postseason games...Grabbed a career-high 10 rebounds against No. 24 Wisconsin in 2018-19...NU's first scholarship player from Iceland.

**Collegiate Career Bests:** Pts: 17 (2x) | Reb: 10 | Ast: 5 | Stl: 5

#22 Haanif Cheatham | G | Sr. | 6-5 | 194 | Fort Lauderdale, Fla.

**2019-20 Averages:** PPG: 12.7 | RPG: 4.1 | APG: 1.3

**Worth Noting:** Reached double figures in 12 of last 14 games after scoring 10 points vs. Indiana...Went over 1,000 career points with 17 points vs. TAMU-CC...Had 21 points, six boards and three assists at Indiana...Recorded first career double-double with 14 points and 11 boards at Georgia Tech...Had a career-high 26-point effort vs. USF...Spent 2018-19 season at FGCU, averaging 13.2 ppg and 4.8 rpg before shoulder surgery...Spent two-plus seasons at Marquette where he started 63 games...Chosen as the team's best defender in 2015-16 and 2016-17...Averaged 11.8 ppg as a freshman to earn Big East All-Freshman team honors...Was a top-100 recruit at Pembroke Pines Charter High School, where he averaged 24.0 points, 5.0 rebounds and 3.0 assists per game.

**Collegiate Career Bests (including Marquette/FGCU):** Pts: 26 | Reb: 11 | Ast: 6 (3x) | Stl: 3 (4x)

#24 Yvan Ouedraogo | F | Fr. | 6-9 | 260 | Bordeaux, France

**2019-20 Averages:** PPG: 5.9 | RPG: 6.2

**Worth Noting:** Held to four points and five boards vs. Indiana...Reached double figures for third time with 10 points and five boards at No. 21 Ohio State...Recorded first career double-double with 11 points and 14 rebounds vs. TAMU-CC...Led NU with nine boards and added nine points vs. UND...Finished with nine points and 10 boards at Indiana...Grabbed 12 boards vs. South Dakota State...Top 150 recruit by 247Sports...Played for the French U-18 team at the European Championships, averaging 4.0 points and 3.6 rebounds despite being the second-youngest player on the roster...Attended the National Institute of Sport, Expertise and Performance (INSEP), the same program which produced Clint Capela, Boris Diaw and Tony Parker.

**Collegiate Career Bests:** Pts: 11 (2x) | Reb: 14 | Ast: 2 | Stl: 2 | Bl: 2

## NATIONAL POLLS

## AP TOP 25 (JAN. 20)

No	Team (1st)	Record	Points	Prev.
1	Baylor	15-1	1591	2
2	Gonzaga	20-1	1588	1
3	Kansas	14-3	1470	6
4	San Diego State	19-0	1422	7
5	Florida State	16-2	1335	9
6	Louisville	15-3	1303	11
7	Dayton	16-2	1139	13
8	Duke	15-3	1065	3
9	Villanova	14-3	1055	14
10	Seton Hall	14-4	1034	18
11	Michigan State	14-4	1004	15
12	Oregon	15-4	886	8
13	Butler	15-3	867	5
14	West Virginia	14-3	758	12
15	Kentucky	13-4	755	10
16	Auburn	15-2	637	4
17	Maryland	14-4	525	17
18	Texas Tech	12-5	399	23
19	Iowa	13-5	398	NR
20	Memphis	14-3	394	22
21	Illinois	13-5	280	24
22	Arizona	13-5	225	NR
23	Colorado	14-4	154	20
24	Rutgers	14-4	152	NR
25	Houston	14-4	151	NR

**Others receiving votes:** Wichita State 94, LSU 83, Michigan 73, Northern Iowa 42, Ohio State 36, Stanford 28, Wisconsin 28, Penn State 24, Liberty 21, Florida 21, Arkansas 19, Virginia 13, Creighton 13, Duquesne 13, Purdue 9, East Tennessee State 6, Indiana 6, USC 4, Marquette 2, BYU 2, Harvard 1

## USA TODAY COACHES POLL (JAN. 20)

No	Team (1st)	Record	Points	Prev.
1	Gonzaga (19)	20-1	784	1
2	Baylor (13)	15-1	780	2
3	Kansas	14-3	702	7
4	San Diego St.	19-0	699	6
5	Louisville	15-3	650	10
6	Florida State	16-2	635	9
7	Dayton	16-2	569	11
8	Duke	15-3	526	3
9	Michigan St	14-4	513	14
10	Seton Hall	14-4	486	18
11	Villanova	14-3	475	15
12	Butler	15-3	431	5
13	Oregon	15-4	418	8
14	Kentucky	13-4	385	12
15	West Virginia	14-3	381	13
16	Auburn	15-2	344	4
17	Maryland	14-4	293	17
18	Texas Tech	12-5	227	23
19	Iowa	13-5	197	24
20	Memphis	14-3	158	22
21	Arizona	13-5	113	NR
22	Wichita St.	15-3	93	16
22	Illinois	13-5	93	NR
24	Houston	14-4	79	NR
25	Rutgers	14-4	67	NR

**Others receiving votes:** Colorado 55; Penn St. 31; Michigan 31; Louisiana State 23; Northern Iowa 21; Florida 18; Stanford 17; Ohio St. 17; Indiana 16; Virginia 13; Creighton 13; Arkansas 12; Marquette 11; Wisconsin 7; St. Mary's 7; Yale 3; Southern California 3; East Tennessee St. 2; Liberty 1; Duquesne 1.

**BIG TEN STANDINGS/SCHEDULE (AS OF JAN. 19)**

Team	B1G	Pct.	Overall	Pct.
Michigan State	6-1	.857	14-4	.778
Rutgers	5-2	.714	14-4	.778
Illinois	5-2	.714	13-5	.722
Indiana	4-3	.571	14-4	.778
Maryland	4-3	.571	14-4	.778
Iowa	4-3	.571	13-5	.722
Wisconsin	4-3	.571	11-7	.611
Minnesota	4-4	.500	10-8	.556
Penn State	3-4	.429	13-5	.722
Purdue	3-4	.429	10-8	.556
Michigan	2-4	.333	11-6	.647
Ohio State	2-5	.286	12-6	.667
Nebraska	2-5	.286	7-11	.389
Northwestern	1-6	.143	6-11	.353

**SCHEDULE**

Jan.				
17	*Michigan State 67, Wisconsin 55 *Iowa 90, Michigan 83			
18	*Penn State 90, Ohio State 76 *Maryland 57, Purdue 50 *Illinois 75, Northwestern 71 *Indiana 82, Nebraska 74			
19	*Rutgers 64, Minnesota 56			
21	*Maryland at Northwestern *Illinois at Purdue *Nebraska at Wisconsin	6 p.m. 6 p.m. 8 p.m.	FS1 ESPN BTN	
22	*Penn State at Michigan *Rutgers at Iowa	6 p.m. 8 p.m.	BTN BTN	
23	*Minnesota at Ohio State	5:30 p.m.	FS1	
24	*Wisconsin at Purdue	6 p.m.	FS1	
25	*Illinois at Michigan *Nebraska at Rutgers	11 a.m. 1 p.m.	FS1 BTN	
26	*Maryland at Indiana *Michigan State at Minnesota *Ohio State at Northwestern	Noon 2 p.m. 5:30 p.m.	CBS FOX BTN	
27	*Wisconsin at Iowa	7:30 p.m.	BTN	
28	*Michigan at Nebraska *Purdue at Rutgers	6 p.m. 7 p.m.	ESPN/2/U BTN	
29	*Northwestern at Michigan State *Indiana at Penn State	5:30 p.m. 7:30 p.m.	BTN BTN	
30	*Minnesota at Illinois *Iowa at Maryland	6:30 p.m. 7:30 p.m.	FS1 BTN	
Feb.				
1	*Indiana at Ohio State *Michigan State at Wisconsin *Rutgers vs. Michigan *Penn State at Nebraska *Purdue at Northwestern	11 a.m. Noon 3:30 p.m. 6 p.m. 8 p.m.	ESPN/2 FOX BTN BTN BTN	

\*-Conference game

**WISCONSIN PROBABLE STARTERS (based on last game)**

No.	Name	Pos.	Yr.	Ht.	Wt.	G/GS	PPG	RPG	Other
0	D'Mitrik Trice	G	Jr.	6-0	184	18/18	8.9	3.9	3.3 apg
23	Kobe King	G	So.	6-4	205	17/17	10.6	3.0	1.2 apg
34	Brad Davison	G	Jr.	6-4	206	18/18	9.0	4.5	1.9 apg
2	Aleem Ford	F	Jr.	6-8	217	18/18	7.8	3.7	1.2 apg
35	Nate Reuvers	F	Jr.	6-11	235	18/18	14.2	5.2	2.1 bpg

**SCOUTING WISCONSIN**

Under fifth-year coach Greg Gard, the Badgers are 11-7 overall and 4-3 in Big Ten play and is tied for fourth in the Big Ten entering this week's action. The Badgers returned three starters from a team that won 23 games and reached the NCAA Tournament in 2019. UW got off to a slow start and was 3-4 following a loss to NC State, but has posted a 7-3 mark in its last 10 games, including road wins at Ohio State and Penn State. The Badgers have three wins over ranked teams on the season and also have a 20-point non-conference win at Tennessee.

Wisconsin's stretch is its ability to control the pace, as the Badger are 14th in scoring offense, but are third in scoring defense and lead the conference by committing just 10.6 turnovers per game. UW also leads the Big Ten, hitting 77.2 percent from the line. The Badgers rely on a nine-player rotation with seven player averaging over 7.0 points per game. Junior Nate Reuvers leads UW in scoring at 14.2 ppg, while Kobe King averaged 10.6 ppg. Ohio State transfer Micah Potter has been a boost, averaging 9.4 ppg and 5.8 rpg in eight games since becoming eligible. UW also has five players who average at least one 3-pointer per game.

**Series History:** Tuesday's matchup is the 31st meeting between the two programs, as Wisconsin has a 16-14 advantage. The series dates back to the 1903-04 season, as Nebraska won the first meeting, 25-22 over the Badgers in Lincoln before Wisconsin took five of the next six meetings from 1907 to 1955. Nebraska then won eight straight games before the Badgers won the next five meetings, including the first four in Big Ten play, before the Huskers topped the No. 9 Badgers in the final regular-season game in 2013-14. The Badgers won both meetings in 2018-19, including a 66-62 in the Big Ten Tournament quarterfinals. The Huskers are 4-10 against Wisconsin since joining the Big Ten (3-9 in regular season; 1-1 in Big Ten Tournament).

**LAST TIME OUT**

Nebraska's second-half comeback fell just short, as Indiana posted an 82-74 win over the Huskers Saturday night. Indiana used a fast start to the second half, as a 16-2 Hoosier run turned a 46-41 halftime lead into a 19-point bulge only to see Nebraska rally in the final 15 minutes. The Huskers slowed the Hoosiers on the defensive end and got to within six and had several chances to pull closer, but Indiana held on for a crucial road win.

Cam Mack scored a game-high 20 points and dished out nine assists to lead the Husker offense against the Hoosiers. Mack was one of four Huskers in double digits, along with Thorir Thorbjarnarson (13 points), Dachon Burke Jr. (12) and Haanif Cheatham (10). Thorbjarnarson also added a season-high nine rebounds and three steals.

Indiana's Trayce Jackson-Davis led the Hoosier offense with 18 points on 6-of-7 shooting from the field and 13 boards. IU also got double-digit efforts from Joey Brunk (16 points) and Justin Smith (15).

**STORYLINES**

• ESPN's BPI has Nebraska with the second-hardest strength of schedule remaining as of Jan. 19. In fact, the top seven and 10 of the top 12 are from the Big Ten. All 14 conference teams

**NEBRASKA-WISCONSIN AT A GLANCE**

- All-Time: Wisconsin leads 16-14
- In Lincoln: Nebraska leads, 7-6  
At Pinnacle Bank Arena: Wisconsin leads, 3-2
- In Madison: Wisconsin leads, 8-5  
Kohl Center: Wisconsin leads, 4-1
- In Honolulu, Hawaii: Nebraska leads 1-0
- In Fairbanks, Alaska: Wisconsin leads 1-0
- In Big Ten Conference games: Wisconsin leads, 9-3
- In Big Ten Tournament games: Tied, 1-1

**Husker-Badger Superlatives**

- Most consecutive wins (year ended): Nebraska 8 (1956-91); Wisconsin 5 (1998-2013)
- Most points scored: Nebraska, 101, at Madison, Wis., Dec. 1, 1965; Wisconsin, 88, at Madison, Wis., Dec. 1, 1965
- Highest combined score: 189, Nebraska, 101, Wisconsin 88, at Madison, Wis., Dec. 1, 1965
- Biggest winning margin: Nebraska, 21, at Lincoln, Neb., Dec. 11, 1991; Wisconsin, 39, at Madison, Wis., March 3, 1908

**Big Ten Era (2011-Present)**

Date	Site	Rankings	Result	Neb.	Wis.
12-27-11	H	-/11	L	40	64
1-15-12	A	-/-	L	45	50
1-6-13	H	-/-	L	41	47
2-26-13	A	-/17	L	46	77
3-9-14	H	-/9	W	77	78
1-15-15	A	-/7	L	55	70
2-10-15	H	-/5	L	55	65
2-10-16	A	-/-	L	61	72
3-10-16	N	-/-	W	70	58
2-9-17	H	-/7	L (OT)	69	70
1-9-18	H	-/-	W	63	59
1-29-18	A	-/-	W	74	63
1-29-19	H	-/24	L	51	62
3-15-19	N	-/19	L	62	66

**WORTH NOTING**

- Nebraska had an 11-0 run in a 1:19 stretch the first half, the Huskers' 13th double-digit run this season.
- Nebraska had eight steals, its most in a Big Ten Conference game this season.
- Cam Mack had 20 points and nine rebounds to lead the Huskers. It marked the second 20-point game of his career and first in conference play.
- Thorir Thorbjarnarson narrowly missed his first career double-double, finishing with 13 points and a season-high-tying nine rebounds.
- Charlie Easley scored a career-high eight points. He knocked down both of his 3-point attempts after entering the game 1-for-8 from beyond the arc this season.
- Nebraska's 41-point first half is its highest in Big Ten play this season and the most since scoring 51 in the first half against South Dakota State.

are in the top 25.

- Nebraska is in a stretch where it will play 14 straight games against teams currently ranked in the top 50 of the NET. In all, 12 of the 14 Big Ten teams are ranked in the top 50 of the NET as of Jan. 19.

- Nebraska enters the Wisconsin game averaging 72.6 points per game, which is on pace to be Nebraska's highest scoring average since the 1996-97 squad averaged 72.9 points per game.

- Senior Haanif Cheatham played Wisconsin twice during his career at Marquette, averaging 12.0 ppg and 5.5 rpg against the Badgers. He shot 50 percent from the field in the two games. Thorir Thorbjarnarson averaged 4.0 ppg and 6.0 rpg in two games against Wisconsin last year, grabbing a career-high 10 rebounds off the bench in the first meeting.

- Nebraska has relied on its balance during the first half of the season. In its first 18 games, NU has put at least four players in double figures 13 times. The Huskers put five players in double figures three times, most recently against Iowa on Jan. 7. The Huskers currently have three players averaging double figures overall, and four in conference games.

- Despite being undersized and having just one player who had played in a Big Ten game entering the season, Nebraska's play in Big Ten action is starting to resemble the team's that Coach Hoiberg had at Iowa State, especially with ball movement and limiting turnovers. NU is in the top four in six offensive categories entering the week, including assist-to-turnover ratio and 3-point shooting.

#### Big Strides in Conference Play

Category	2019-20 (B1G)	2018-19 (B1G)	Times Leading Big 12 during Hoiberg's tenure
3-Pt./GM	9.8 (1st)	6.8 (8th)	(3) 2011-12; 2012-13; 2014-15
3-Pt. Pct.	.338 (4th)	.322 (9th)	(2) 2011-12; 2012-13
Asst/GM	16.7 (3rd)	11.7 (10th)	(2) 2013-14; 2014-15
Asst-to-TO Ratio	1.8-to-1 (2nd)	1.2-to-1 (5th)	(2) 2013-14; 2014-15
Turnover Margin	+3.4 (1st)	+2.0 (4th)	(0) None
Turnovers/Gm	9.1 (2nd)	9.6 (3rd)	(1) 2014-15

- Sophomore Cam Mack has made an impact in his first season at Nebraska. He is 11th nationally with 6.8 assists per game, which is on pace to be the most by a Husker since the 1984-85 season, and ranks 26th nationally with his 2.56-to-1 assist-to-turnover ratio. Mack's assist-to-turnover ratio is on pace to be one of the best in school history.

#### Best Assist/Turnover Ratios (Since 1979)

No.	Ratio	Player	Asst.-TO	Year
1.	3.05	Brian Carr	201-66	1985-86
2.	2.73	Jamar Johnson	123-45	1993-94
3.	2.58	Brian Carr	237-92	1984-85
-	<b>2.56</b>	<b>Cam Mack</b>	<b>114-45</b>	<b>2019-20</b>
4.	2.54	Jack Moore	109-43	1981-82
5.	2.52	Charles Richardson Jr.	179-71	2006-07

min. 3.0 assists/gm

- Cam Mack is the only Husker in the last 30 years to have multiple points-assists double-doubles in the same season as he has four this season, including three in Big Ten play. From 1989-90 to the end of the 2018-19 season, it had happened just five times. Mack's consecutive points-assists double-doubles against Indiana and Purdue were the first since Brian Carr in December of 1985 (vs. UC-Irvine and Creighton).

#### Husker Points/Assists Double-Doubles (Last 30 years)

No.	Pts.	Asst.	Opponent
Cam Mack	15	10	vs. Iowa, 1/7/20
Cam Mack	11	12	vs. Purdue, 12/13/19
Cam Mack	15	10	at Indiana, 12/13/19
Cam Mack	13	11	vs. Southern Utah, 11/11/19
Glynn Watson Jr.	10	10	vs. Cal State Fullerton, 12/20/18
Lance Jeter	10	10	vs. Kansas, 2/5/11
Lance Jeter	12	12	at Kansas State, 2/7/10
Sek Henry	11	11	at TCU, 11/21/09
Tom Wald	11	11	vs. Appalachian State, 12/31/94

- It is not surprising that Nebraska has relied on its 3-point shooting, as Hoiberg's Iowa State teams led the Big 12 in 3-pointers in four of his five seasons at the school. The Huskers, who are fifth in the Big Ten in 3-point shooting, are on pace to average 8.6 3-pointers per game, a total which would rank second in school history and be the most since the 2001-02 campaign.

#### Most 3-Pointers/Game in School History

No.	School	Games	3-Pointers/Game
1.	2001-02	28	9.54
-	<b>2019-20</b>	<b>18</b>	<b>8.55</b>
2.	2006-07	31	7.87
3.	2018-19	36	7.50

- Nebraska enters Tuesday's game leading the Big Ten in turnover margin with +3.1 per game. The Huskers have forced an average of 14.2 turnovers per game to rank third in the Big Ten while averaging 11.1 turnovers per game to also rank third in that category. During his tenure at Iowa State, Hoiberg's teams ranked in the top three in the Big 12 in fewest turnovers per game in four of his five seasons at the school.

- Freshman Yvan Ouedraogo leads the Huskers in rebounding at 6.2 per game, which would be highest season average by a Husker freshman in 15 years (Aleks Maric, 6.3 rpg in 2004-05). Ouedraogo's 14 rebounds vs. Texas A&M-Corpus

## LEARFIELD IMG COLLEGE HUSKER SPORTS NETWORK

#### Kent Pavelka

- Is in his 33rd season of calling Husker basketball
- Called NU basketball for two stretches from 1974-1996 before returning to play-by-play duties in 2006-07
- Called his 1,000th Husker basketball game in 2018-19
- Six-time Nebraska Sportcaster of the Year who was inducted into the Nebraska Broadcasters Hall of Fame in 2019

#### Jake Muhleisen

- Is in his second season as full-time color analyst after filling in part time for several seasons
- Four-year starter at Nebraska from 2002-05
- Three-year team captain during his career

#### Ben McLaughlin

- Co-hosts Sports Nightly and works on the HSN football and baseball broadcasts

#### 2019-20 Network Affiliates

City	Station	Location
Ainsworth	KBRB	1400 AM
Alliance	KCOW	1400 AM
Beatrice	KWBE	1450 AM
Broken Bow	KBBN	95.3 FM
Chadron	KCSR	610 AM
Columbus	KJSK	900 AM
Fairbury	KGMT	1310 AM
Falls City	KTNC	1230 AM
Fremont	KFMT	105.5 FM
Grand Island	KRGI	1430 AM
Hastings	KHAS	1230 AM
Holdrege	KUVR	1380 AM
Kearney	KGFV	1340 AM
Lexington	KRVN	880 AM
Lincoln	KLIN	1400 AM
McCook	KSWN	93.9 AM
Nebraska City	KNCY	1600 AM
Nebraska City	KBIE	103.1 FM
Norfolk	KNEN	94.7 FM
North Platte	KODY	1240 AM
North Platte	KXNP	106.1 FM
O'Neill	KRBX	102.9 FM
Omaha	KXSP	590 AM
Scottsbluff	KNEB	960 AM
Sidney	KSID	1340 AM
Superior	KRFS	1600 AM
Superior	KRFS	103.9 FM
Valentine	KVSH	940 AM

#### Nationwide

- Huskers.com and Huskers App
- TuneIn.com/Huskers and TuneIn App
- SiriusXM Satellite Radio

**QUICK FACTS**

**University of Nebraska Information**

Location..... Lincoln, Neb.  
 Founded ..... 1869  
 Enrollment..... 25,332  
 Nickname..... Cornhuskers, Huskers  
 Colors ..... Scarlet & Cream  
 Affiliation ..... NCAA Division I  
 Conference ..... Big Ten Conference  
 Home Arena ..... Pinnacle Bank Arena  
 Capacity/Year Opened..... 15,000/2013  
 Chancellor ..... Ronnie Green  
 Faculty Rep. .... Josephine Potuto, J.D.  
 Athletics Director..... Bill Moos  
 Deputy A.D./Chief of Staff..... John Johnson  
 Athletic Dept. Phone .....(402) 472-4224  
 Assistant A.D./Ticketing..... Holly Adam  
 Ticket Office Phone.....(402) 472-3111 or 1-800-8BIGRED  
 Website ..... Huskers.com

**Basketball History**

First year of basketball .....1896-97  
 Regular-season conference titles (last).....7 (1950)  
 Postseason conference titles (last).....1 (1994)  
 All-time postseason appearances..... 26  
 All-time postseason record..... 24-25  
 NCAA Appearances (last).....7 (2014)  
 NIT Appearances (last) ..... 19 (2019)

**Basketball Staff**

Head Coach ..... Fred Hoiberg  
 Alma Mater (Year) ..... Iowa State (1995)  
 Record at Nebraska ..... 7-11 (1st season)  
 Overall NCAA Coaching Record ..... 122-67 (6th season)  
 Assistant Coaches..... Matt Abdelmassih (1st season)  
 ..... Armon Gates (2nd season)  
 ..... Doc Sadler (1st season as asst./7th season overall)  
 Special Assistant to the Head Coach ..... Bobby Lutz (1st season)  
 Strength Coach ..... Tim Wilson  
 Graduate Managers..... Vince Fritz and Jon Harris Jr.  
 Director of Operations..... Luca Virgilio  
 Asst. Director of Operations ..... Sheryl Burbach  
 Video Coordinator ..... Matt Holt  
 Director of Player Development..... Buzzy Caruthers  
 Assistant Athletic Trainer..... R.J. Pietig  
 Equipment Manager..... Pat Norris

**2019-20 Team Information**

2018-19 Record ..... 19-17 (13-5 H, 2-10 A, 4-2 N)  
 Big Ten Record (Finish) ..... 6-14 (13th)  
 Big Ten Championship ..... 2-1, def. Rutgers, 68-61  
 ..... def. Maryland, 69-61; lost to Wisconsin, 62-66  
 Postseason..... NIT 1-1; def. Butler, 80-76; lost at TCU, 72-88  
 Starters Returning/Lost ..... 0/5  
 Lettermen Returning/Lost ..... 1/11  
 Scholarship Newcomers ..... 11

**Communications Contact**

Sr. Assoc. Director/MBB Contact ..... Shamus McKnight  
 OfficePhone.....(402) 472-777  
 Cell Phone ..... (402) 540-0268  
 E-Mail ..... smcknight@huskers.com  
 Press Row Phone .....(402) 904-5925  
 Communications Mailing Address.....  
 ..... One Memorial Stadium, P.O. Box 880123,  
 ..... 800 Stadium Drive, Lincoln, NE 68588-0123

Christi on Dec. 29 were the most by a Husker freshman since 2004 (15, Maric vs. UAB) and tied for the third-highest total by a Husker freshman in the last 20 years.

- The Huskers have played three overtime games in 2019-20, posting a 1-2 record. NU's single-season record is four, set five times, most recently in 2007-08. As of Jan. 17, Nebraska has played in three of the Big Ten's nine overtime games in 2019-20, including the first meeting with Indiana.

- Freshman guard Charlie Easley was put on scholarship for the spring semester. Easley has played in 14 games as a backup guard, including each of Nebraska's seven Big Ten contests. He had a career-high eight points in Saturday's loss to Indiana.

- Nebraska returns a national-low 1.9 percent of its scoring from last season and the 50 returning points is the lowest by any power conference team since 2009 according to noted statistician Ken Pomeroy.

**Fewest Returning PPG from 2018-19**

No.	School	Returning PPG	Pct. of Scoring
1	Nebraska	2.0 PPG	1.9%
2.	Tulane	10.8 PPG	12.2%
3.	South Dakota St.	15.8 PPG	16.9%
4.	Virginia Tech	13.3 PPG	18.1%
5.	Washington	13.9 PPG	19.8%

Courtesy: Virginia Tech SID office

**SETTING A FAST PACE**

Not only are the Huskers adjusting to a whole new roster, but playing at a significantly faster pace than in previous years. The Huskers are 13th nationally in offensive tempo, as their average possession is 15.3 seconds per possession as of Jan. 19.

- The only power conference schools that plays at a faster pace are St. John's (10th) and Alabama (11th).

- In his five full seasons as a college coach, Hoiberg's teams have ranked in the top 20 in offensive tempo four times, including top-10 rankings in both 2014 and 2015.

- Hoiberg's first Iowa State team in 2010-11 jumped from 67th to 20th nationally in offensive pace and ranked in the top 40 nationally in adjusted tempo in four of his five seasons in Ames, including top-15 nationally in his last two campaigns.

- In the KenPom era (1997-present), only one Husker team has ranked among the top 100 nationally in adjusted tempo - the 1999-2000 Huskers under Danny Nee. The Huskers' quickest offensive tempo in the last decade was in 2017-18 when the Huskers were 140th in offensive tempo.

**MACK DELIVERS AS HUSKERS' LEAD GUARD**

Junior college transfer Cam Mack was the cornerstone of the Huskers' recruiting class, and has lived up to the billing during the first half of the year. Mack was the No. 3 JUCO recruit in the country last year at Salt Lake CC and has made an impact in his first season at Nebraska.

Mack, who was listed as the top JC point guard recruit in the country, enters the Wisconsin contest averaging 12.9 points per game while leading the Huskers in assists (6.8) and assist-to-turnover ratio (2.6-to-1).

- He is third in the Big Ten in assists per game, while also 10th in the Big Ten steals per game (1.3). Mack, who is 11th nationally in assists, is one of four Big Ten players - joining Cassius Winston (Michigan State), CJ Walker (Ohio State) and Geo Baker (Rutgers) - to rank in the top 10 of the Big Ten in both assists and steals as of Jan. 19.

- Mack is tied for the national lead with four games with at least 10 points and 10 assists. In fact, only eight players in Division I have at least three double-doubles with points and assists this season as of Jan. 19.

- His 6.8 assists per game is on pace to rank second in school history, trailing only Brian Carr, who averaged 7.9 assists per game in 1984-85.

- Mack has been even better in Big Ten play, leading the conference in assists (8.6 apg) and assist-to-turnover ratio (3.6-to-1) in conference games only. He has four double-doubles in seven Big Ten contests.

- He recorded the first triple-double in program history against Purdue on Dec. 15 with 11 points, 10 rebounds and 12 assists, setting season bests in both rebounds and assists in NU's 70-54 win.

- He's reached double figures 15 times, including a season-high 24-point performance against South Dakota State on Nov. 15 and a 20-point, nine-assist effort against Indiana on Jan. 18.

- Last season at Salt Lake CC, Mack averaged 19.1 points, 7.6 assists and 5.9 rebounds per game, ranking fifth nationally in assists per game. He totaled nine double-doubles and three triple-doubles as a freshman and dished out 10-or-more assists nine times.

**CHEATHAM MAKES IMPACT ON BOTH ENDS**

Fifth-year senior Haanif Cheatham has been one of the leaders for a young Husker team. The guard from Fort Lauderdale, Fla., is NU's most experienced player, as he played in 80 games between Marquette and Florida Gulf Coast before coming to Nebraska for his final year.

**PACE UNDER HOIBERG**

Year	Avg. Poss. Length	NCAA Rank
2010-11	15.9	20th
2011-12	16.9	62nd
2012-13	15.8	12th
2013-14	15.2	8th
2014-15	14.6	2nd
2019-20	15.3	13th

as of Jan. 19

**ASSISTS PER GAME**

No.	Name	APG
1.	Brian Carr (1985)	7.90
-	<b>Cam Mack (2020)</b>	<b>6.83</b>
2.	Brian Carr (1986)	6.70
3.	Charles Richardson Jr. (2007)	5.77
4.	Brian Carr (1987)	5.03

**POINTS/ASSISTS DOUBLE-DOUBLES**

No.	Name	School	10+
1.	Cam Mack	Nebraska	4
	Charlie Moore	DePaul	4
	Cameron Parker	Sacred Heart	4
	Jason Preston	Ohio	4

as of Jan. 19

**CHEATHAM TRACKER**

Category	1st 4 Games	Since
PPG	6.8	14.4
RPG	5.0	3.8
FG Pct.	.500	.493
3-Pt. Pct.	.000	.400
FT Pct.	.385	.690

After a slow start, Cheatham has been one of NU's most consistent offensive threats. Over the last 14 games, he is 14.4 points while typically guarding the opponent's top scoring threat.

- Cheatham has reached double figures in 12 of the Huskers' last 14 games, including a 21-point, six-rebound performance at Indiana on Dec. 13. He had six straight double-figure efforts from Nov. 25-Dec. 13, the second-longest streak of his collegiate career. In the two games he didn't reach double figures, he had nine points in both contests.

- He went over 1,000 career points with a 17-point performance against Texas A&M-Corpus Christi on Dec. 29.
- Cheatham posted his first career double-double with 14 points and a career-high 11 rebounds at Georgia Tech on Dec. 4.

- He was in double figures all three games of the Cayman Islands Classic, averaging 19.0 ppg including a career-best 26-point effort against South Florida to garner all-tournament honors.

A former top-100 recruit out of high school, he was named Marquette's top defensive performer in each of his two full seasons at Marquette.

## THOR EMERGES AS SCORING THREAT

Over the last 11 games, junior Thorir Thorbjarnarson emerged as a vital part of the Huskers' offensive attack. The 6-foot-6 guard is fifth on the team in scoring at 8.1 ppg, while shooting 50 percent from the field and 46 percent from 3-point range.

- He has been in double figures seven times in NU's last 11 games after not reaching double figures in his first 41 contests at Nebraska. Since Dec. 4, he has tied or set a career high in points four times.

- Thorbjarnarson is third in the Big Ten in 3-point percentage (.459) after shooting just 21.4 percent from 3-point range in his first two seasons. His 3-point mark would be the highest since Jay-R Strowbridge shot 47.3 percent in 2006-07 and would rank fourth on NU's single-season chart.

- He nearly had a double-double in the win over Iowa, finishing with 17 points, including three 3-pointers, and a season-high nine rebounds. He tied his season high originally set at Indiana on Dec. 13.

- Thorbjarnarson played one of his best all-around games against Indiana on Jan. 18, finishing with 13 points, nine rebounds, three steals and three assists in 37 minutes of work.

## BURKE SHOWS SCORING TOUCH

The other returnee from the 2018-19 season, Dachon Burke Jr. waited in the wings after transferring from Robert Morris. A 6-foot-4 guard, Burke has quickly shown the skills to flourish in Fred Hoiberg's attack, averaging 11.7 points, 4.0 rebounds per game and 1.4 steals per game. He is third in the Big Ten in steals and paces the Huskers in blocked shots (13) and is third in both scoring and 3-pointers (21).

Burke has reached double figures 10 times, including a 25-point effort against Indiana on Dec. 13 and a 21-point performance against South Florida on Nov. 27.

Two years ago, Burke was one of the best players in the Northeast Conference, averaging 17.6 points per game while adding 5.8 rebounds and a conference-best 2.1 steals per contest.

## OUEDRAOGO ADDS NAME TO SHORT LIST OF TRUE FROSH

Freshman Yvan Ouedraogo became the first true freshman to start a season opener at Nebraska since 2013 and has been a mainstay of the Husker lineup.

- He is one of the youngest players in the country, as he won't turn 18 until after the 2020 Big Ten Tournament.
- Ouedraogo has started all 18 games for the Huskers, averaging 5.9 points and a team-high 6.2 rebounds per game in just over 21 minutes per game. He is third among Big Ten true freshmen in rebounding.
- He is on track to be the third freshman to lead NU in rebounding in a season, joining Aleks Maric (2005-06) and John Turek (2001-02).
- Ouedraogo has played some of his best basketball recently, averaging 6.9 points and 7.4 rebounds per game over the Huskers' last nine contests dating back to Dec. 13. He has grabbed seven or more rebounds five times in that stretch.
- He reached double figures for the third time this season at Ohio State, finishing with 10 points and five boards.
- He picked up his first career double-double against Texas A&M-Corpus Christi on Dec. 29 with 11 points and 14 rebounds. His double-double was the first by a Husker freshman since Shavon Shields in 2013 and Ouedraogo became just the 10th NU freshman to ever record a double-double.
- His 10 rebounds against Indiana marked the second-highest rebounding total for a Husker freshman in his first conference game, trailing only Dave Hoppen in 1983.
- He enjoyed his best offensive effort of the season with 11 points, including six in overtime, and four rebounds against Southern on Nov. 22. He snared a team-high 12 rebounds against South Dakota State on Nov. 15.
- He is just the 11th true freshman and 13th freshman overall to start a season opener in the last 25 years at Nebraska, joining a group which includes 1,000-point scorers Tai Webster, Ryan Anderson, Cookie Belcher and Tyrone Lue.
- Ouedraogo played for the French U-18 squad at the 2019 European Championships in July, as France went 6-1 and finished fifth in the competition.

## CROSS LIFTS BENCH PRODUCTION

Freshman Kevin Cross has been a key contributor for the Huskers. The 6-foot-8 freshman from Little Rock, Ark., has been the first Husker off the bench in all 18 games and is averaging 7.0 points and 4.1 rebounds per game.

- Cross is sixth among Big Ten true freshman in scoring and fourth in rebounding as of Jan. 19.
- He has improved his rebounding in recent weeks, averaging 4.8 rebounds per game over the Huskers' last nine contests dating back to Dec. 13. He has grabbed five-or-more rebounds 10 times this season.

## TOP-10 PINNACLE BANK ARENA CROWDS

No.	Attend.	Opponent	Date
1.	15,998	Wisconsin	March 9, 2014
2.	15,991	Penn State	Feb. 25, 2018
3.	15,987	Tennessee-Martin	Nov. 28, 2014
4.	15,978	Northwestern	March 1, 2014
5.	15,952	Iowa	Jan. 27, 2018
6.	15,950	Creighton	Dec. 8, 2018
7.	15,949	Arkansas State	Dec. 14, 2013
8.	15,946	South Dakota State	Nov. 15, 2019
9.	15,945	Minnesota	Jan. 26, 2014
10.	15,933	Iowa	Feb. 22, 2015

## RECORD AT PINNACLE BANK ARENA

Season	Wins	Losses	Pct.
2013-14	15	1	.938
2014-15	10	6	.625
2015-16	10	8	.556
2016-17	8	8	.500
2017-18	16	1	.941
2018-19	13	5	.722
2019-20	5	5	.500
<b>Totals</b>	<b>77</b>	<b>34</b>	<b>.694</b>

## ROBY EARNS SECOND-ROUND SELECTION

Isaiah Roby ended Nebraska's NBA Draft drought, as he was selected in the second round by the Detroit Pistons (No. 45 overall) before his rights were traded to Dallas. It was the highest a Husker basketball player had been picked since Tyrone Lue went with the No. 23 pick in the 1998 NBA Draft.

## HUSKERS IN THE PROS

### NBA or NBA G League

Player (Years at NU)	Current Team	League
Isaiah Roby (2017-19)	Dallas Mavericks	NBA/G League
Andrew White III (2015-16)	Westchester Knicks	G League
Evan Taylor (2017-18)	Agua Caliente Clippers	G League
James Palmer Jr. (2018-19)	Agua Caliente Clippers	G League
Isaac Copeland Jr. (2018-19)	Texas Legends	G League

### Overseas

Player (Years at NU)	Current Team	Country
Jason Dourisseau (2003-06)	Donar Groningen	Holland
Kris Douse (2007)	BC Mess	Luxembourg
Sek Henry (2007-10)	New Zealand Breakers	Australia
Ryan Anderson (2007-10)	Niagara River Lions	Canada
Christian Stanhardinger (2010-11)	San Migueul	Phillipines
Toney McCray (2009-12)	Club Doha	Qatar
Caleb Walker (2011-12)	Fos Provence	France
Jorge Brian Diaz (2010-12)	Quebradillas	Puerto Rico
Bo Spencer (2012)	Abejas	Mexico
Ray Gallegos (2010-14)	Laguneros	Mexico
Terran Petteway (2014-15)	Pistoria	Italy
Tarin Smith (2015)	Orzi Basket	Italy
Shavon Shields (2013-16)	Baskonia	Spain
Tai Webster (2014-17)	Galatasaray	Turkey
Jack McVeigh (2016-18)	Adelaide	Australia
Duby Okeke (2018)	Hestia Menorca	Spain
Anton Gill (2017-18)	Raales	Dominican Republic
Glynn Watson Jr. (2016-19)	Lavrio	Greece

**Big Ten Team Rankings (Jan. 19)**

Category	Overall (Rk.)	B1G (Rk.)
Scoring Offense	72.6 (9)	71.0 (6)
Scoring Defense	74.8 (14)	75.0 (12)
Scoring Margin	-2.3 (14)	-4.0 (11)
Free Throw Pct.	.595 (14)	.634 (13)
Field Goal Pct.	.417 (12)	.400 (12)
Field Goal Pct. Def.	.432 (14)	.446 (12)
3-Point Pct.	.334 (5)	.338 (4)
3-Point Pct. Def	.293 (4)	.259 (3)
Rebounding Margin	-10.4 (14)	-11.9 (14)
Blocked Shots	2.6 (13)	1.6 (14)
Assists	14.6 (6)	16.7 (4)
Steals	6.5 (5)	6.0 (3)
Turnover Margin	+3.1 (1)	+3.3 (1)
3-Pointers/Gm	8.6 (3)	9.7 (1)

**Big Ten Individual Leaders (Jan. 19)**

Category	Name	Overall (Rk.)	B1G (Rk.)
Scoring	Cheatham	12.7 (10)	12.7 (22)
	Burke	11.7 (24)	12.7 (22)
	Mack	12.8 (18)	13.3 (17)
	Thorbjarnarson	-	12.1 (26)
Rebounding	Ouedraogo	6.2 (17)	6.3 (11)
Assists	Mack	6.8 (3)	8.6 (1)
FG PCT.	Thorbjarnarson	-	.517 (14)
3-Pt. Pct.	Thorbjarnarson	.459 (3)	.457 (4)
3-Pt/Gm	Burke	-	-
	Thorbjarnarson	-	2.3 (2)
	Mack	-	2.0 (4)
	Cheatham	-	1.7 (11)
Steals	Mack	1.2 (10)	-
	Burke	1.4 (3)	1.4 (5)
Asst./To Ratio	Mack	2.6 (2)	3.5 (1)
Minutes	Mack	35.4 (2)	38.0 (3)
	Cheatham	33.1 (7)	-

**HUSKERS TO PARTICIPATE IN 2020 MYRTLE BEACH INVITATIONAL**

A potential old conference matchup could be on the horizon, as ESPN announced the field for the 2020 Myrtle Beach Invitational on Nov. 21.

The third-annual event is held in the HTC Center on the campus of Coastal Carolina and takes place Nov. 19, 20 and 22, 2020. The eight-team field for the event includes Charlotte (Conference USA), Dayton (Atlantic 10), Loyola (Missouri Valley), Missouri (Southeastern), Penn (Ivy), Pittsburgh (Atlantic Coast) and Utah State (Mountain West).

In all, four of the eight teams reached postseason play last season, including Utah State, Dayton and Loyola (Chicago) along with the Huskers.

The Huskers and Missouri have a long history that dates back to 1908. The teams have squared off 219 times over the years, but have not met since the Huskers joined the Big Ten in 2011. NU topped Dayton in the 2016 Wooden Legacy, while a potential matchup with Penn could be the first since the Quakers upset the Huskers in the 1994 NCAA Tournament.

NU has played Pitt just four times, but not since 2000, while the Huskers and Utah State have not played since 1978. Charlotte is the only team in the field the Huskers have not played.

• Cross has been in double figures five times off the bench, including a season-high 19 points against Southern Utah, which is the most by a Husker freshman since the 2016-17 season. Cross became the first freshman in 73 games to pace the Huskers in scoring with his 19-point game against Southern Utah on Nov. 9. That 19-point effort was the highest by a Husker rookie since Shavon Shields in 2013.

- Against Iowa, Cross had eight of his 11 points in the second half and added five rebounds.
- Cross hit a season-high three 3-pointers as part of his nine-point, five-rebound effort against Northwestern.
- He played a complete game in the win over Washington State, scoring 14 points, grabbing a season-high eight rebounds and blocking two shots in 27 minutes
- Cross played a big role in NU's comeback against Southern, scoring all eight of his points in the second half as the Huskers overcame an eight-point deficit.

**KAVAS IS ONE OF NATION'S TOP SHOOTERS**

Senior transfer Matej Kavas comes to Nebraska with a reputation as one of the nation's top 3-point shooters. The 6-foot-8 guard is a career 43 percent shooter from 3-point range, and shot 40 percent or better in all three of his seasons at Seattle. Kavas' .430 career percentage ranks 12th among active Division I players as of Jan. 19.

• To put Kavas' shooting in perspective, Nebraska's career mark for career 3-point percentage is .432 by Brian Conklin (2001-04) and only five players in school history have shot 40 percent in their Husker career with a minimum of 100 3-pointers.

• Kavas had his best performance of the year against North Dakota on Dec. 21, hitting 4-of-5 3-pointers. It was the 18th time in his career he had 4-or-more 3-pointers in a game. Kavas had nine points off the bench last Saturday's loss at Northwestern.

- As a sophomore at Seattle, Kavas led the WAC in both 3-point percentage (.464) and 3-pointers per game (2.8).
- Kavas' 195 career 3-pointers would rank third on NU's career list while his 91 3-pointers as a sophomore would top NU's single-season mark (Cary Cochran, 89, 2001-02).

**NABC SUITS AND SNEAKERS WEEK**

Nebraska coaches and staff will be in suits and sneakers this week, as well as the Feb. 1 game against Penn State, to raise awareness for the American Cancer Society's Suits and Sneakers Week.

- Coaches vs. Cancer is a collaboration between the American Cancer Society and the National Association of Basketball Coaches (NABC).
- For more information or to donate to the NABC's Coaches vs. Cancer, visit [suitsandsneakers.org](http://suitsandsneakers.org).

**WHAT'S BACK FOR THE HUSKERS**

Nebraska returns one letterwinner and one other player from last year's team that went 19-17 and reached the second round of the NIT. Junior guard Thorir Thorbjarnarson was the only player who has seen regular-season action for the Huskers entering the 2019-20 campaign. He averaged 2.0 points and 2.1 rebounds per game last year.

• According to research by noted basketball statistician Ken Pomeroy, the 50 returning points on Nebraska's 2019-20 roster is the lowest total for a power conference team since 2009, when Indiana returned just 28 points from the previous season.

• Since 2000, it is only the fourth time where the Huskers have returned less than 40 percent of the team's scoring output from the previous year (also 2012-13, 2009-10 and 2001-02). In that stretch, the lowest was 24 percent in 2012-13.

• The seven returning starts for the Huskers are the lowest in at least 20 years. The previous low in that stretch was 41 entering 2001-02.

**What's Returning (Last Five Seasons)**

Category	2019-20	2018-19	2017-18	2016-17	2015-16
Pct. of scoring	1.9	73.4	50.0	45.8	40.0
Pct. of rebounding	4.2	61.4	44.9	51.9	33.3
Pct. of assists	6.2	71.5	48.9	52.6	51.1
Pct. of blocked shots	3.3	67.2	47.4	64.3	15.6
Pct. of steals	5.4	68.0	61.1	51.6	52.6
Pct. of minutes	4.2	74.5	55.4	52.4	42.4

**RETOOLING A ROSTER IN SIX WEEKS**

Fred Hoiberg and his staff rebuilt the Nebraska roster following his introduction in early April. The Huskers signed a recruiting class that was in the top 50 nationally in just six weeks. The 14-member class included 11 scholarship players and three walk-ons and is a mixture of grad transfers, transfers, JUCOs and freshmen.

**2019 Recruiting Class Highlights**

- Ranked No. 41 nationally by 247Sports, the program's second-highest class ranking since joining the Big Ten.
- Featured two of the top-10 recruits nationally by JUCORecruiting.com, the highest two JC signees NU has signed this decade.
- Included five Division I transfers who have combined for more than 2,300 points, 1,000 rebounds and 350 assists at their previous schools.
- Had two Division I transfers (Dalano Banton and Haanif Cheatham) who were top-100 recruits in high school and two freshmen who were both top-150 recruits in 2019 by 247Sports (Kevin Cross and Ivan Ouedraogo).
- Contained two high school state players of the year (Akol Arop and Samari Curtis) and two others who were first-team all-state in 2019 (Cross and Charlie Easley). Curtis transferred at the end of the fall semester.
- Included players from seven states (Arkansas, Colorado, Florida, Missouri, Nebraska, Ohio and Texas) and three countries (Canada, France and Slovenia).



## FROM COLLEGE TO THE NBA AND BACK AGAIN

Nebraska's Fred Hoiberg is in an exclusive club, as he is one of just 10 current Division I coaches to coach in Division I and in the NBA. He spent three-plus seasons with the Chicago Bulls, guiding the Bulls to the NBA Playoffs in 2016. Hoiberg's 270 regular-season NBA games are the most of the 10 former NBA coaches in the collegiate ranks. Hoiberg also brings five years of NBA front office experience, as he worked with the Minnesota Timberwolves from 2005 to 2010.

Coach, School	NBA Head Coach, Years
Fred Hoiberg, Nebraska	Chicago, 2015-18
Larry Krystkowiak, Utah	Milwaukee, 2007-08
Terry Porter, Portland	Milwaukee, 2003-05; Phoenix 2008-09
Lon Kruger, Oklahoma	Atlanta, 2000-03
Eric Musselman, Arkansas	Golden State, 2002-04; Sacramento, 2006-07
Mike Dunlap, Loyola Marymount	Charlotte, 2012-13
Darrell Walker, Ark. Little Rock	Toronto, 1996-98; Washington, 1999-2000
John Calipari, Kentucky	New Jersey, 1996-99
Leonard Hamilton, Miami	Washington, 2000-01
Lindsey Hunter, Miss. Valley State	Phoenix, 2013

## HUSKER FAMILY TIES RUN DEEP FOR HOIBERG

While Fred Hoiberg grew up in Ames and played his high school (Ames High School) and college basketball (Iowa State) there, he was born in Lincoln and has numerous ties to the city and to the University of Nebraska.

- Fred's father (Eric) and mother (Karen) both earned their undergraduate degrees from Nebraska in 1966. In fact, Eric earned his undergraduate degree, Master's degree, and Ph.D. in sociology from the university.
- His maternal grandfather was former Husker basketball coach Jerry Bush. Known as the "Big Bear of the Coliseum," Bush guided NU from 1955 to 1963, and directed two of the greatest upsets ever – a 43-41 victory over top-ranked Kansas and Wilt Chamberlain, and a 55-48 victory over No. 4 Kansas State and Olympian Bob Boozer during the 1957-58 campaign.
- His paternal grandfather (Otto) received his Master's Degree and Ph.D from Nebraska. He joined the faculty of the University of Nebraska in 1948, where he taught sociology and served as director of the community development program in the University of Nebraska Extension Division.

## YOU CAN GO HOME AGAIN: PART 2

Assistant Coach Doc Sadler brings a unique perspective to the Husker basketball staff, as he returns to Lincoln after serving as the head coach at Southern Miss for the last five seasons. Sadler helped Southern Miss improve its win total in each of the last four seasons, including a 20-13 mark and Conference USA semifinal appearance in 2018-19. Sadler returns to a program that he served as head coach for six seasons, guiding the Huskers to 101 wins and three postseason appearances in his six-year tenure.

It is rare for a coach to return to a program as an assistant coach, as the only other known example is Marty Wilson, who was the interim head coach at Pepperdine in 1996 before returning to the school as an assistant coach in 2008.

## FAMILIAR FACES FOR HOIBERG ON HUSKER STAFF

One strength of the Husker coaching staff is a familiarity with each other, as three staff members had worked with Hoiberg as assistant coaches during his previous stint at Iowa State from 2010 to 2015. Matt Abdelmassih also worked under Hoiberg in the front office with the Minnesota Timberwolves, while Bobby Lutz was an assistant coach with the Windy City Bulls in the G League while Hoiberg coached the Chicago Bulls.

### Previous Experience with Fred Hoiberg

Staff Member	Coaching Experience with Hoiberg
Matt Abdelmassih, Assistant Coach	Iowa State (2010-15)
Doc Sadler, Assistant Coach	Iowa State (2013-14)
Bobby Lutz, Special Assistant to the Head Coach	Iowa State (2010-11)

## PINNACLE BANK ARENA SOLD OUT FOR 2019-20 SEASON

Since moving into Pinnacle Bank Arena in 2013-14, the Huskers have ranked in the top 15 in attendance nationally in each of the past six seasons. The streak will continue into 2019-20, as all available season tickets were sold out in August.

- Last season, Nebraska averaged 15,341 fans per home game to rank 10th nationally in attendance, matching the highest rank in school history.
- Nebraska is one of nine schools in the country to average 15,000+ fans per contest in each of the last six seasons, joining Kentucky, Syracuse, Louisville, North Carolina, Wisconsin, Indiana, Kansas and Creighton.
- The Big Ten Conference has led NCAA Basketball in attendance for 43 straight years, dating back to the 1976-77 season. Last season, Big Ten schools drew more than a combined three million fans for the fifth straight year.

### Filling Up Pinnacle Bank Arena

Season	Average	NCAA Rank
2013-14 (1st year of PBA)	15,419	13th
2014-15	15,569	10th
2015-16	15,430	11th
2016-17	15,427	11th
2017-18	15,494	11th
2018-19	15,341	10th
2019-20	15,475	11th

## STEVENSON DENIED NCAA WAIVER

Nebraska Athletics announced Nov. 26 that men's basketball player Shamiel Stevenson was denied a waiver and will not be eligible to compete until the start of the 2020-21 season.

Stevenson, a junior guard/forward from Toronto, Canada, will have two full years of eligibility remaining. He joins fellow transfers Dalano Banton and Derrick Walker as being eligible for the start of the 2020-21 season.

Stevenson transferred to Nebraska in May of 2019 from Nevada after Head Coach Eric Musselman took the Arkansas head coaching position. Stevenson began his career at Pittsburgh, where he played as a freshman, as well as four games as a sophomore before transferring at the end of the 2018 fall semester. Stevenson averaged 8.0 points and 4.1 rebounds per game in 36 games at Pittsburgh, and did not play at Nevada.

## CURTIS TRANSFERS AFTER FALL SEMESTER

Nebraska freshman guard Samari Curtis has decided to transfer from the men's basketball program, head coach Fred Hoiberg announced on Dec. 7.

Curtis, a 6-foot-4, 190-pound guard from Xenia, Ohio, appeared in NU's first eight games this year, averaging 1.8 points and 0.9 rebounds per game.

## HUSKERS POST PERFECT ITALIAN TRIP

The Huskers got a head start on the 2019-20 season by traveling to Italy for 10 days last August. NU visited Rome, Florence and Como during the trip while also going 4-0 against teams from Italy and Lithuania.

### 2019 Italian Summer Tour Results

Date	Opponent	Result
Aug. 5	Stella Azzurra Academy	W, 87-56
Aug. 7	Silute BC (Lithuania)	W, 83-58
Aug. 8	Silute BC (Lithuania)	W, 73-70
Aug. 12	Italian Select	W, 84-62

## TRANSFERS BRING MUCH-NEEDED EXPERIENCE

While Nebraska has only one player who has previously played at Nebraska (Thorir Thorbjarnarson), a good portion of the roster has Division I experience. The Huskers feature six transfers who have combined for more than 3,000 points at the Division I level. Dachon Burke Jr. is the only returnee in the group after he began his collegiate career at Robert Morris before sitting out the 2018-19 season at Nebraska.

### Experienced Additions (Entering 2019-20)

Player	Last School	Pts	Reb	Asst.
Dalano Banton ^	Western Kentucky	105	92	65
Dachon Burke Jr.	Robert Morris	813	312	104
Haanif Cheatham	FGCU	842	296	170
Matej Kavaz	Seattle	980	358	72
Shamiel Stevenson ^	Nevada	288	148	36
Derrick Walker^	Tennessee	92	107	16
<b>Totals</b>		<b>3,120</b>	<b>1,313</b>	<b>463</b>

^ - Will not be eligible until 2020-21

## NEBRASKA HEAD COACH FRED HOIBERG

### AT NEBRASKA (2019-PRESENT)

• Hired as Nebraska's 28th men's basketball coach on March 30, 2019, a position his grandfather (Jerry Bush) held for nine seasons from 1954 to 1963.

### CHICAGO BULLS (2015-18)

- Coached the Chicago Bulls for three-plus seasons, posting a 115-155 record.
- Became just the fifth coach in franchise history to post a winning record in his debut season.
- Took the Bulls to the 2017 NBA Playoffs where they won the first two games against the top-seeded Boston Celtics, as the Bulls were the first No. 8 seed to take a 2-0 lead against a No. 1 seed since 1993
- Was the fifth coach in NBA history to have each of his first two career playoff victories come on the road.

### IOWA STATE (2010-15)

- Served as head coach at his alma mater for five seasons, posting a 115-56 record, which is the top winning percentage in school history (.673).
- Led the Cyclones to four straight NCAA Tournament appearances - a program record - while his 115 wins were the most in a five-year stretch in school history.
- Guided Iowa State to back-to-back Big 12 Tournament titles in 2014 and 2015.
- Produced four All-Americans, 12 All-Big 12 honorees and 10 players who played in the NBA.
- Named Big 12 Coach of the Year in 2012, as the Cyclones went from three conference wins to 12 in one season.
- Won 28 games and reached the NCAA Sweet 16 in 2014.
- Led the Big 12 in scoring offense in two of his last four seasons and topped the conference in 3-pointers four times in five years.

### MINNESOTA TIMBERWOLVES (2005-10)

- Served as Vice President of Basketball Operations in 2009-10, overseeing the day-to-day operations of basketball programs including college and pro scouting, salary cap management and NBA Draft preparations.
- Was the Assistant General Manager for three seasons, helping the Timberwolves orchestrate a draft-day trade for five-time all-star Kevin Love in 2008.

### AS AN NBA PLAYER (1995-2005)

- Spent 10 years in the NBA with the Indiana Pacers (four seasons), Chicago Bulls (four seasons) and Minnesota Timberwolves (two seasons) after being selected in the second round of the 1995 NBA Draft.
- Was a member of three NBA Playoff Teams, including a Timberwolves team that reached the 2004 Western Conference Finals.
- Shot 40 percent from 3-point range during his career and led the NBA in 3-point shooting in his final season (48.3, 2004-05).
- Ended his NBA career abruptly at the age of 33 after undergoing open-heart surgery to repair an aneurysm in his aortic root.

### IOWA STATE PLAYING CAREER (1991-95)

- Started all four seasons at Iowa State, averaging 15.8 points, 6.9 rebounds, 2.8 assists and 1.6 steals per game in his collegiate career.
- His No. 32 was retired by Iowa State in 1997 and Hoiberg is a member of the ISU Hall of Fame.
- Garnered third-team All-America honors as a senior in 1994-95, averaging 19.9 points per game to help the Cyclones win a then-school-record 23 games and was named Big Eight Co-Male Athlete of the Year in 1995.
- Two-time Academic All-American who was inducted into the CoSIDA Academic Hall of Fame in 2016.



### FRED HOIBERG'S COLLEGIATE COACHING RECORD

Year	School	Overall Record	Pct.	Conf. Record	Pct	Conf. Finish	Postseason
2010-11	Iowa State	16-16	.500	3-13	.188	12th	None
2011-12	Iowa State	23-11	.676	12-6	.677	T-3rd	NCAA Third Round
2012-13	Iowa State	23-12	.657	11-7	.611	T-4th	NCAA Third Round
2013-14	Iowa State	28-8	.778	11-7	.611	T-3rd	NCAA Sweet 16
2014-15	Iowa State	25-9	.735	12-6	.677	T-2nd	NCAA Second Round
2019-20	Nebraska	7-11	.389	2-5	.286		
<b>Totals</b>		<b>122-67</b>	<b>.646</b>	<b>51-44</b>	<b>.537</b>	-	

## 2019-20 TELEVISION/RADIO ROSTER



**0 | AKOL AROP**  
Fr. | F | 6-6 | 190



**1 | KEVIN CROSS**  
Fr. | F | 6-8 | 240



**3 | CAM MACK**  
So. | G | 6-2 | 175



**4 | SHAMIEL STEVENSON**  
Jr. | G/F | 6-6 | 245



**11 | DACHON BURKE JR.**  
Jr. | G | 6-4 | 180



**13 | DERRICK WALKER**  
Jr. | F | 6-8 | 235



**21 | JACE PIATKOWSKI**  
Jr. | G | 6-3 | 175



**22 | HAANIF CHEATHAM**  
Sr. | G | 6-5 | 195



**23 | JERVAY GREEN**  
Jr. | G | 6-3 | 210



**24 | YVAN OUEDRAOGO**  
Fr. | F | 6-9 | 260



**25 | MATEJ KAVAS**  
Sr. | G | 6-8 | 200



**30 | CHARLIE EASLEY**  
Fr. | G | 6-2 | 190



**34 | THORIR THORBJARNARSON**  
Jr. | G | 6-6 | 206



**44 | BRET PORTER**  
Fr. | F | 6-6 | 215



**45 | DALANO BANTON**  
So. | G | 6-8 | 195



**FRED HOIBERG**  
Head Coach



**MATT ABDELMASSIH**  
Assistant Coach



**ARMON GATES**  
Assistant Coach



**DOC SADLER**  
Assistant Coach



**BOBBY LUTZ**  
Special Assistant to the  
Head Coach



**LUCA VIRGILIO**  
Director of Basketball  
Operations



**TIM WILSON**  
Strength Coach



**MATT HOLT**  
Video Coordinator



**BUZZY CARUTHERS**  
Director of Player  
Development



**R.J. PIETIG**  
Athletic Trainer



**PAT NORRIS**  
Equipment Manager



**SHERYL BURBACH**  
Assistant Director of  
Basketball Operations



**JOHN HARRIS JR.**  
Graduate Manager



**VINCE FRITZ**  
Graduate Manager

**Nebraska Team**

Ranked in the top 5 (AP Poll) ..... Never Happened  
 Ranked in the top 10 (AP Poll) ..... March 1, 1966  
 Ranked in the top 20 (AP Poll) ..... Jan. 2, 1995  
 Ranked in the top 25 (AP Poll) ..... Dec. 31, 2018 (No. 24)  
 Ranked in the top 25 (USA Today Coaches Poll) ..... Dec. 31, 2018 (No. 23)

Played AP Poll No. 1 ranked team ..... lost at No. 1 Indiana (47-76), 2/13/2013  
 Defeated AP Poll No. 1 ranked team ..... at No. 1 Missouri (67-51), 2/6/1982  
 Played AP Poll No. 2 ranked team ..... lost at No. 2 Michigan (47-62), 1/9/13  
 Defeated AP Poll No. 2 ranked team ..... vs. No. 2 Oklahoma State (85-69), 2/5/1992  
 Played Team Ranked 1-5 by AP ..... lost at No. 3 Michigan State (57-86), 12/3/2017  
 Defeated Team Ranked 1-5 by AP ..... vs. No. 3 Texas (70-67), 2/19/2011  
 Played Team Ranked 6-10 by AP ..... lost to No. 9 Michigan State (76-91), 3/5/2019  
 Defeated Team Ranked 6-10 by AP ..... vs. No. 9 Wisconsin (77-68), 3/9/2014  
 Defeated Team Ranked 11-25 by AP ..... vs. No. 21 Maryland (68-61), 3/14/2019  
 Defeated Team Ranked 1-10 by AP on Road ..... at No. 9 Michigan State (60-51), 2/16/2014  
 Defeated Ranked Team by AP on Road ..... vs. No. 25 Indiana (66-51), 1/14/2019

Scored 100 or more points ..... 106; vs. Mississippi Valley State, 11/6/2018  
 Scored 90 or more points ..... 90; at Indiana, 12/13/2019  
 Scored 80 or more points ..... 90; at Indiana, 12/13/2019  
 Scored less than 50 points ..... 47; vs. UC Riverside, 11/5/2019  
 Scored less than 40 points ..... 38; at Oregon, 12/15/2012  
 Shot 75% from the field ..... .750, vs. Nebraska-Omaha (42-56), 1/25/1988 \$  
 Shot 70% from the field ..... .723; vs. UNC Wilmington (34-47), 12/5/1997  
 Shot 60% from the field ..... .628; vs. Northwestern (27-43), 2/3/2015

Made 50 or more free throws ..... Never Happened  
 Made 40 or more free throws ..... 43, vs. Texas (43-59), 1/3/1996 - \$  
 Made 30 or more free throws ..... 37; vs. UTSA (37-50), 12/20/2017  
 Made 25 or more free throws ..... 25; vs. Illinois (25-30), 12/2/2018  
 Attempted 60 or more free throws ..... 60, vs. Kansas State (36-60), 1/11/1954 - \$  
 Attempted 50 or more free throws ..... 50, vs. UTSA (37-50), 12/20/2017  
 Attempted 40 or more free throws ..... 50, vs. UTSA (37-50), 12/20/2017  
 Attempted 30 or more free throws ..... 37; Southern (19-37), 11/22/2019  
 Shot 100% from the foul line (min 10 att.) ..... 1.000; at Penn State (16-16), 1/19/2013  
 Shot 95% from the foul line (min 10 att.) ..... 1.000; at Penn State, (16-16), 1/19/2013  
 Shot 90% from the foul line (min 10 att.) ..... .913; vs. Oklahoma State (21-23), 12/16/2018

Made 20 or more 3-pointers ..... Never Happened  
 Made 15 or more 3-pointers ..... 15; vs. Mississippi Valley State (15-37), 11/6/2018  
 Made 10 or more 3-pointers ..... 10; Iowa (10-26), 1/7/2020  
 Made 0 3-pointers ..... 0; vs. Jacksonville State (0-5), 12/18/2012  
 Held Opponent to 0 3-pointers ..... 0; Southeastern Louisiana, 11/22/2015  
 Attempted 40 or more 3-pointers ..... Never Happened  
 Attempted 30 or more 3-pointers ..... 30; vs. Indiana (9-30), 1/18/2020  
 Attempted 20 or more 3-pointers ..... 22; vs. Indiana (9-30), 1/18/2020  
 Shot 75% from 3-point range (min. 10 att.) ..... .750, vs. UT-Pan American (9-12), 12/2/2009 - \$  
 Shot 60% from 3-point range (min. 10 att.) ..... .647; vs. USC (11-17), 12/3/2012  
 Shot 50% from 3-point range (min. 10 att.) ..... .500; vs. Washington State (9-18), 11/25/2019  
 Shot 50% from 3-point range (min. 20 att.) ..... .571; vs. Southern (12-21), 11/22/2019

Had 60 or more rebounds ..... 60; vs. Oral Roberts, 12/22/1999  
 Had 50 or more rebounds ..... 50; at Illinois, 2/2/2019

Had 30 or more assists ..... 35, vs. Northeastern Illinois, 12/21/1994  
 Had 25 or more assists ..... 28; vs. North Carolina A&T, 12/19/2005  
 Had 20 or more assists ..... 22; vs. Purdue, 12/22/2019  
 Had 15 or more assists ..... 16; vs. Indiana, 1/18/2020

Had 20 or more steals ..... 23, vs. Texas Tech, 3/4/1999 - \$  
 Had 15 or more steals ..... 15, Texas A&M-CC, 12/29/2019  
 Had 10 or more steals ..... 15, Texas A&M-CC, 12/29/2019

Had 15 or more blocked shots ..... 15, vs. Coppin State, Dec. 6, 1996 - \$  
 Had 10 or more blocked shots ..... 14; at Northwestern, 1/2/2018

Had 30 or more turnovers ..... 31, at Creighton, 12/11/2005  
 Had 20 or more turnovers ..... 22; vs. Wisconsin, 2/9/2017  
 Had less than 5 turnovers ..... 5; vs. Purdue, 2/23/2019

**Nebraska Player..**

Had 20 or more points: ..... 25; Dachon Burke Jr. and 21; Haanif Cheatham at Indiana, 12/13/2019  
 Had 25 or more points: ..... 25; Dachon Burke Jr. at Indiana, 12/13/2019  
 Had 30 or more points: ..... 34; James Palmer Jr. vs. Rutgers, 3/13/2019  
 Had 40 or more points: ..... 41; Aleks Maric vs. Kansas State, 2/13/2007

Had No Player in Double Figures: ..... vs. Ohio State, 1/21/2012  
 Had Five Players with 10 or more points ..... vs. Iowa, 1/7/2020  
 Thorir Thorbjarnarson (17); Cam Mack (15); Haanif Cheatham (14); Dachon Burke Jr. (13); Kevin Cross (11)  
 Had Six Players with 10 or more points ..... vs. Southeastern Louisiana, 11/11/2018  
 James Palmer Jr (17); Glynn Watson Jr. (16); Isaac Copeland (11);  
 Isaiah Roby (10); Thomas Allen (10); Brady Heiman (10)  
 Two Huskers with 20 or more points, same game: ..... at Indiana, 12/13/2019  
 Haanif Cheatham (21) and Dachon Burke (25)  
 Three Huskers with 20 or more points, same game: ..... Iowa, 3/10/2019  
 James Palmer Jr. (30), Glynn Watson Jr. (23), Isaiah Roby (23)  
 Two Huskers with 30 or more points, same game: ..... vs. Oregon, 11/25/1995  
 Tyronn Lue (30) & Jaron Boone (30) - only time in school history

Had 10 or more rebounds: ..... 10; Cam Mack at Northwestern, 1/11/2020  
 Had 15 or more rebounds: ..... 16; Isaiah Roby vs. Northwestern, 2/16/2019  
 Had 20 or more rebounds: ..... 21, Kimani Ffriend vs. Oral Roberts, 12/22/1999  
 Had 25 or more rebounds: ..... 26, Bill Johnson vs. Iowa State, 1/4/1954 - \$  
 Two Huskers with 10 or more rebounds, same game: ..... vs. Stetson, 12/29/2017  
 (Tanner Borchardt, 10; Jordy Tshimanga, 10)  
 Three Huskers with 10 or more rebounds, same game: ..... vs. Texas Tech, 1/19/2000  
 (Steffon Bradford 16; Kimani Ffriend 12; Louis Truscott 11)

Had 5 or more 3-pointers: ..... 5; Thorir Thorbjarnarson at Ohio State (5-8), 1/14/2020  
 Had 6 or more 3-pointers: ..... 7; Glynn Watson Jr. vs. Iowa (7-12), 3/10/2019  
 Had 7 or more 3-pointers: ..... 7; Glynn Watson Jr. vs. Iowa (7-12), 3/10/2019  
 Had 8 or more 3-pointers: ..... 8; Cary Cochran, vs. Baylor (8-13), 2/27/2002 - \$

Had 5 or more assists: ..... 9; Cam Mack vs. Indiana, 1/18/2020  
 Had 10 or more assists: ..... 12; Cam Mack vs. Iowa, 1/7/2020  
 Had 15 or more assists: ..... 15; Charles Richardson vs. Rutgers, 12/2/2006  
 Had 18 or more assists: ..... 18; Brian Carr, at Evansville, 1/3/1985 - \$

Had 5 or more blocked shots: ..... 5; Isaiah Roby vs. Northwestern, 2/16/2019  
 Had 6 or more blocked shots: ..... 6; Isaiah Roby vs. Eastern Illinois, 11/11/2017  
 Had 7 or more blocked shots: ..... 7; John Turek vs. Colorado, 3/2/2005  
 Had 9 or more blocked shots: ..... 9; Mikki Moore vs. Coppin State, 12/6/1996 - \$  
 Had 10 or more blocked shots: ..... Never Happened

Had 5 or more steals: ..... 6; Dachon Burke vs. George Mason, 11/26/2019  
 Had 6 or more steals: ..... 6; Glynn Watson Jr. vs. Long Beach State, 11/26/2017  
 Had 7 or more steals: ..... 7; Brandon Richardson at Ohio State, 1/3/2012  
 Had 8 or more steals: ..... 8, Cookie Belcher vs. Oklahoma St., 2/7/2001 - \$  
 Had 10 or more steals: ..... Never Happened

Had Triple-Double (Points/Rebounds/Assists): ..... Cam Mack vs. Purdue, 12/15/2019 (11/10/12)  
 Had Double-Double (Points/Assists): ..... Cam Mack vs. Iowa, 1/7/2019 (15/10)  
 Had Double-Double (Points/Rebounds): ..... Cam Mack at Northwestern, 1/11/2020 (11/10)  
 Had Double-Double (Points/Steals): ..... Never Happened  
 Had Double-Double (Points/Blocks): ..... Never Happened

\$ - School Record - # - Tied School record  
 As of 1/20/2020

## 2019-20 GAME-BY-GAME COMPARISON

Team	FG-FGA	Pct.	3FG-3FGA	Pct.	FT-FTA	Pct.	O-D	Reb.	PF	A	TO	B	S	Pts.	W/L
UC Riverside	23-55	.418	12-25	.480	8-9	.889	13-36	49	18	12	18	2	8	66	
Nebraska	16-55	.291	6-26	.231	9-19	.474	9-20	29	11	12	11	6	6	47	L
Southern Utah	31-76	.408	4-23	.174	13-21	.619	15-43	58	23	10	18	7	7	79	
Nebraska	27-73	.370	5-26	.192	19-23	.655	10-34	44	17	15	13	5	9	78	L (2OT)
South Dakota State	29-70	.414	3-21	.143	12-18	.667	14-30	44	20	7	13	4	5	73	
Nebraska	35-71	.493	7-26	.269	13-23	.565	13-32	45	19	16	11	3	5	90	W
Southern	34-83	.419	9-29	.310	9-10	.900	25-29	54	25	20	14	4	5	86	
Nebraska	31-54	.574	12-21	.571	19-37	.514	4-24	28	12	19	9	5	5	93	W (OT)
vs. Washington State	27-73	.370	6-27	.222	11-16	.688	15-29	44	23	9	13	3	6	71	
Nebraska	30-57	.526	9-18	.500	13-25	.520	7-34	41	16	11	15	2	5	82	W
vs. George Mason	32-65	.492	11-25	.440	10-14	.714	15-34	49	12	14	19	6	7	85	
Nebraska	24-61	.321	10-30	.333	8-13	.615	7-19	26	13	12	15	4	9	66	L
vs. South Florida	27-70	.366	8-27	.296	5-6	.833	17-22	39	15	12	8	3	4	67	
Nebraska	27-49	.551	6-14	.429	14-19	.737	3-26	29	10	10	9	1	2	74	W
at Georgia Tech	32-73	.438	5-23	.217	4-8	.500	12-35	47	17	19	16	8	9	73	
Nebraska	21-65	.323	6-26	.231	8-18	.444	12-31	43	14	14	18	2	7	56	L
at Creighton	35-66	.530	13-30	.433	12-15	.800	7-35	42	22	18	15	4	6	95	
Nebraska	27-65	.415	9-27	.333	13-24	.542	8-26	34	13	9	12	3	4	76	L
at Indiana	32-68	.471	5-25	.200	27-38	.711	19-35	54	14	14	15	6	5	96	
Nebraska	33-75	.440	12-32	.375	12-18	.667	11-20	31	23	19	9	0	5	90	L (OT)
Purdue	24-79	.304	6-35	.171	2-5	.400	19-30	49	15	12	9	7	5	56	
at Nebraska	26-61	.426	11-30	.367	7-9	.778	7-38	45	9	22	11	2	6	70	W
North Dakota	29-61	.475	11-31	.355	6-8	.750	10-24	34	16	11	13	1	2	75	
at Nebraska	28-59	.475	9-21	.429	9-16	.563	12-23	35	14	14	11	1	8	74	L
Texas A&M-Corpus Christi	20-63	.317	7-22	.318	5-13	.385	14-33	47	20	9	21	7	7	52	
at Nebraska	23-66	.348	7-25	.280	20-28	.714	15-34	49	15	13	12	4	15	73	W
Rutgers	34-63	.540	5-15	.333	6-12	.500	16-32	48	16	16	13	4	3	79	
at Nebraska	20-63	.317	8-31	.258	14-21	.667	15-16	31	11	15	7	2	7	62	L
Iowa	32-77	.416	4-33	.121	2-5	.400	19-29	48	21	17	11	3	6	70	
at Nebraska	26-53	.491	10-26	.385	14-26	.538	6-28	34	14	16	11	1	7	76	W
at Northwestern	25-63	.397	10-29	.345	2-5	.400	8-38	46	11	11	11	6	2	62	
Nebraska	21-67	.313	9-30	.300	6-11	.545	9-33	42	14	14	6	2	7	57	L
at No. 21 Ohio State	30-55	.545	10-22	.455	10-15	.667	8-27	35	13	17	12	9	2	80	
Nebraska	28-66	.424	9-22	.409	3-5	.600	12-20	32	15	15	9	3	2	68	L
Indiana	31-61	.508	8-25	.308	12-20	.600	12-36	48	17	21	16	8	2	82	
at Nebraska	25-63	.397	9-30	.300	15-22	.662	8-22	30	18	16	11	1	8	74	L

## 2019-20 SUPERLATIVES

## 2019-20 NEBRASKA TEAM GAME HIGHS

POINTS	93	SOUTHERN U. (11/22/19)
	90	at Indiana (12/13/19)
	90	SOUTH DAKOTA ST. (11/15/19)
FIELD GOALS MADE	35	SOUTH DAKOTA ST. (11/15/19)
	33	at Indiana (12/13/19)
FIELD GOAL ATTEMPTS	75	at Indiana (12/13/19)
FIELD GOAL PERCENTAGE	.574 (31-54)	SOUTHERN U. (11/22/19)
	.551 (27-49)	vs South Fla. (11/27/19)
3 PT FIELD GOALS MADE	12	at Indiana (12/13/19)
	12	SOUTHERN U. (11/22/19)
3 PT FG ATTEMPTS	32	at Indiana (12/13/19)
3 PT FG PERCENTAGE	.571 (12-21)	SOUTHERN U. (11/22/19)
	.500 (9-18)	vs Washington St. (11/25/19)
FREE THROWS MADE	20	A&M-CORPUS CHRISTI (12/29/19)
	19	SOUTHERN U. (11/22/19)
	19	SOUTHERN UTAH (11/09/19)
FREE THROW ATTEMPTS	37	SOUTHERN U. (11/22/19)
FREE THROW PERCENTAGE	.778 (7-9)	PURDUE (12/15/19)
	.737 (14-19)	vs South Fla. (11/27/19)
REBOUNDS	49	A&M-CORPUS CHRISTI (12/29/19)
	45	PURDUE (12/15/19)
	45	SOUTH DAKOTA ST. (11/15/19)
ASSISTS	22	PURDUE (12/15/19)
	19	at Indiana (12/13/19)
	19	SOUTHERN U. (11/22/19)
STEALS	15	A&M-CORPUS CHRISTI (12/29/19)
	9	vs George Mason (11/26/19)
	9	SOUTHERN UTAH (11/09/19)
BLOCKED SHOTS	6	UC RIVERSIDE (11/05/19)
TURNOVERS	18	at Georgia Tech (12/04/19)
FOULS	23	at Indiana (12/13/19)

## 2019-20 OPPONENT TEAM GAME HIGHS

POINTS	96	at Indiana (12/13/19)
	95	at Creighton (12-07-19)
FIELD GOALS MADE	35	at Creighton (12-07-19)
	34	RUTGERS (01/03/20)
	34	SOUTHERN U. (11/22/19)
FIELD GOAL ATTEMPTS	83	SOUTHERN U. (11/22/19)
FIELD GOAL PERCENTAGE	.545 (30-55)	at Ohio St. (01/14/20)
	.540 (34-63)	RUTGERS (01/03/20)
3 PT FIELD GOALS MADE	13	at Creighton (12-07-19)
	12	UC RIVERSIDE (11/05/19)
3 PT FG ATTEMPTS	35	PURDUE (12/15/19)
3 PT FG PERCENTAGE	.480 (12-25)	UC RIVERSIDE (11/05/19)
	.455 (10-22)	at Ohio St. (01/14/20)
FREE THROWS MADE	27	at Indiana (12/13/19)
	13	SOUTHERN UTAH (11/09/19)
FREE THROW ATTEMPTS	38	at Indiana (12/13/19)
FREE THROW PERCENTAGE	.900 (9-10)	SOUTHERN U. (11/22/19)
	.889 (8-9)	UC RIVERSIDE (11/05/19)
REBOUNDS	58	SOUTHERN UTAH (11/09/19)
	54	at Indiana (12/13/19)
	54	SOUTHERN U. (11/22/19)
ASSISTS	21	INDIANA (01/18/20)
	20	SOUTHERN U. (11/22/19)
STEALS	9	at Georgia Tech (12/04/19)
	8	UC RIVERSIDE (11/05/19)
BLOCKED SHOTS	9	at Ohio St. (01/14/20)
	8	INDIANA (01/18/20)
	8	at Georgia Tech (12/04/19)
TURNOVERS	21	A&M-CORPUS CHRISTI (12/29/19)
FOULS	25	SOUTHERN U. (11/22/19)

## 2019-20 NEBRASKA TEAM GAME LOWS

POINTS	47	UC RIVERSIDE (11/05/19)
	56	at Georgia Tech (12/04/19)
FIELD GOALS MADE	16	UC RIVERSIDE (11/05/19)
	20	RUTGERS (01/03/20)
FIELD GOAL ATTEMPTS	49	vs South Fla. (11/27/19)
FIELD GOAL PERCENTAGE	.291 (16-55)	UC RIVERSIDE (11/05/19)
	.313 (21-67)	at Northwestern (01/11/20)
3 PT FIELD GOALS MADE	5	SOUTHERN UTAH (11/09/19)
	6	UC RIVERSIDE (11/05/19)
	6	vs South Fla. (11/27/19)
	6	at Georgia Tech (12/04/19)
3 PT FG ATTEMPTS	14	vs South Fla. (11/27/19)
3 PT FG PERCENTAGE	.192 (5-26)	SOUTHERN UTAH (11/09/19)
	.231 (6-26)	UC RIVERSIDE (11/05/19)
	.231 (6-26)	at Georgia Tech (12/04/19)
FREE THROWS MADE	3	at Ohio St. (01/14/20)
	6	at Northwestern (01/11/20)
FREE THROW ATTEMPTS	5	at Ohio St. (01/14/20)
FREE THROW PERCENTAGE	.444 (8-18)	at Georgia Tech (12/04/19)
	.474 (9-19)	UC RIVERSIDE (11/05/19)
REBOUNDS	26	vs George Mason (11/26/19)
	28	SOUTHERN U. (11/22/19)
ASSISTS	9	at Creighton (12-07-19)
	10	vs South Fla. (11/27/19)
STEALS	2	vs South Fla. (11/27/19)
	2	at Ohio St. (01/14/20)
BLOCKED SHOTS	0	at Indiana (12/13/19)
TURNOVERS	6	at Northwestern (01/11/20)
FOULS	9	PURDUE (12/15/19)

## 2019-20 OPPONENT TEAM GAME LOWS

POINTS	52	A&M-CORPUS CHRISTI (12/29/19)
	56	PURDUE (12/15/19)
FIELD GOALS MADE	20	A&M-CORPUS CHRISTI (12/29/19)
	23	UC RIVERSIDE (11/05/19)
FIELD GOAL ATTEMPTS	55	UC RIVERSIDE (11/05/19)
	55	at Ohio St. (01/14/20)
FIELD GOAL PERCENTAGE	.304 (24-79)	PURDUE (12/15/19)
	.317 (20-63)	A&M-CORPUS CHRISTI (12/29/19)
3 PT FIELD GOALS MADE	3	SOUTH DAKOTA ST. (11/15/19)
3 PT FG ATTEMPTS	15	RUTGERS (01/03/20)
3 PT FG PERCENTAGE	.121 (4-33)	IOWA (01/07/20)
	.143 (3-21)	SOUTH DAKOTA ST. (11/15/19)
FREE THROWS MADE	2	PURDUE (12/15/19)
	2	IOWA (01/07/20)
	2	at Northwestern (01/11/20)
FREE THROW ATTEMPTS	5	PURDUE (12/15/19)
	5	IOWA (01/07/20)
	5	at Northwestern (01/11/20)
FREE THROW PERCENTAGE	.385 (5-13)	A&M-CORPUS CHRISTI (12/29/19)
REBOUNDS	34	NORTH DAKOTA (12/21/19)
	35	at Ohio St. (01/14/20)
ASSISTS	7	SOUTH DAKOTA ST. (11/15/19)
STEALS	2	NORTH DAKOTA (12/21/19)
	2	at Northwestern (01/11/20)
	2	at Ohio St. (01/14/20)
	2	INDIANA (01/18/20)
BLOCKED SHOTS	1	NORTH DAKOTA (12/21/19)
TURNOVERS	9	vs South Fla. (11/27/19)
	9	PURDUE (12/15/19)
FOULS	11	at Northwestern (01/11/20)

## 2019-20 SUPERLATIVES

## NEBRASKA WIN/LOSS MARGIN

	1	2	3	4	5	6	7	8	9	10	11	12	13	14	15	16	17	18	19	20	+20
Husker Wins	0	0	0	0	0	1	2	0	0	0	1	0	0	1	0	0	1	0	0	0	1
Husker Losses	2	0	0	0	1	1	0	1	0	0	0	1	0	0	0	0	2	0	3	0	0

## 2019-20 NEBRASKA INDIVIDUAL GAME HIGHS

Points	26	Haanif Cheatham vs South Fla. (11/27/19)
	25	Dachon Burke at Indiana (12/13/19)
	24	Cam Mack vs South Dakota St. (11/15/19)
Field Goals Made	9	Dachon Burke at Indiana (12/13/19)
	8	Haanif Cheatham vs South Fla. (11/27/19)
	8	Dachon Burke vs South Fla. (11/27/19)
	8	Haanif Cheatham vs Washington St. (11/25/19)
	8	Cam Mack vs South Dakota St. (11/15/19)
	8	Haanif Cheatham vs South Dakota St. (11/15/19)
	8	Kevin Cross vs Southern Utah (11/09/19)
Field Goal Att.	18	Jervy Green vs Southern Utah (11/09/19)
	16	Dachon Burke at Indiana (12/13/19)
FG Pct (min 5 made)	.800 (8-10)	Haanif Cheatham vs Washington St. (11/25/19)
	.778 (7-9)	Cam Mack vs North Dakota (12/21/19)
3-Point FG Made	5	Thor Thorbjarnarson at Ohio St. (01/14/20)
	4	Matej Kavas vs North Dakota (12/21/19)
	4	Dachon Burke vs Purdue (12/15/19)
	4	Dachon Burke at Indiana (12/13/19)
	4	Thor Thorbjarnarson at Creighton (12-07-19)
	4	Jervy Green vs Southern U. (11/22/19)
3-Point FG Att.	10	Jervy Green at Georgia Tech (12/04/19)
	8	Cam Mack vs Indiana (01/18/20)
	8	Thor Thorbjarnarson at Ohio St. (01/14/20)
	8	Dachon Burke at Indiana (12/13/19)
	8	Cam Mack at Indiana (12/13/19)
	8	Jervy Green vs Southern Utah (11/09/19)
3-Pt FG Pct (min 2 made)	1.000 (2-2)	Thor Thorbjarnarson vs Southern U. (11/22/19)
	.800 (4-5)	Matej Kavas vs North Dakota (12/21/19)
	.800 (4-5)	Thor Thorbjarnarson at Creighton (12-07-19)
Free Throws Made	9	Haanif Cheatham vs South Fla. (11/27/19)
	8	Haanif Cheatham vs A&M-Corpus Christi (12/29/19)
Free Throw Att.	11	Cam Mack vs Indiana (01/18/20)
	11	Haanif Cheatham vs South Fla. (11/27/19)
	11	Cam Mack vs Washington St. (11/25/19)
FT Pct (min 4 made)	1.000 (4-4)	Dachon Burke vs Southern Utah (11/09/19)
	.889 (8-9)	Haanif Cheatham vs A&M-Corpus Christi (12/29/19)
Rebounds	14	Yvan Ouedraogo vs A&M-Corpus Christi (12/29/19)
	12	Yvan Ouedraogo vs South Dakota St. (11/15/19)
Assists	12	Cam Mack vs Purdue (12/15/19)
	11	Cam Mack vs Southern Utah (11/09/19)
Steals	5	Dachon Burke vs George Mason (11/26/19)
	4	Thor Thorbjarnarson vs A&M-Corpus Christi (12/29/19)
Blocked Shots	3	Dachon Burke vs A&M-Corpus Christi (12/29/19)
	3	Jervy Green vs UC Riverside (11/05/19)
Turnovers	5	Cam Mack vs North Dakota (12/21/19)
	5	Cam Mack vs Washington St. (11/25/19)
	5	Yvan Ouedraogo vs South Dakota St. (11/15/19)
Minutes	46	Jervy Green vs Southern Utah (11/09/19)
	45	Cam Mack at Indiana (12/13/19)

## 2019-20 OPPONENT INDIVIDUAL GAME HIGHS

Points	31	Micah Bradford vs Southern U. (11/22/19)
	30	Marcus Zegarowski at Creighton (12-07-19)
	27	CJ Elleby vs Washington St. (11/25/19)
Field Goals Made	13	Marcus Zegarowski at Creighton (12-07-19)
	11	Micah Bradford vs Southern U. (11/22/19)
Field Goal Att.	23	Joe Wieskamp vs Iowa (01/07/20)
	21	CJ Elleby vs Washington St. (11/25/19)
FG Pct (min 5 made)	1.000 (8-8)	Caleb McConnell vs Rutgers (01/03/20)
	.875 (7-8)	Joey Brunk vs Indiana (01/18/20)
3-Point FG Made	6	Micah Bradford vs Southern U. (11/22/19)
	5	Jamal Hartwell II vs George Mason (11/26/19)
3-Point FG Att.	11	Micah Bradford vs Southern U. (11/22/19)
	10	Miller Kopp at Northwestern (01/11/20)
	10	Joe Wieskamp vs Iowa (01/07/20)
	10	Jamal Hartwell II vs George Mason (11/26/19)
3-Pt FG Pct (min 2 made)	1.000 (2-2)	Caleb McConnell vs Rutgers (01/03/20)
	.667 (4-6)	DJ McDonald vs UC Riverside (11/05/19)
	.667 (2-3)	Jerome Hunter vs Indiana (01/18/20)
	.667 (2-3)	CJ Walker at Ohio St. (01/14/20)
	.667 (2-3)	Pat Spencer at Northwestern (01/11/20)
	.667 (2-3)	Damien Jefferson at Creighton (12-07-19)
	.667 (2-3)	Rashun Williams vs South Fla. (11/27/19)
Free Throws Made	7	Trayce Jackson-Davis at Indiana (12/13/19)
	7	CJ Elleby vs Washington St. (11/25/19)
	7	Dwayne Morgan vs Southern Utah (11/09/19)
Free Throw Att.	11	Trayce Jackson-Davis at Indiana (12/13/19)
	10	Justin Smith at Indiana (12/13/19)
FT Pct (min 4 made)	1.000 (7-7)	CJ Elleby vs Washington St. (11/25/19)
	1.000 (6-6)	Ty-Shon Alexander at Creighton (12-07-19)
	1.000 (4-4)	Aljami Durham at Indiana (12/13/19)
	1.000 (4-4)	Jordan Miller vs George Mason (11/26/19)
Rebounds	18	Luka Garza vs Iowa (01/07/20)
	18	George Willborn III vs UC Riverside (11/05/19)
Assists	7	Michael Devoe at Georgia Tech (12/04/19)
	6	Marcus Zegarowski at Creighton (12-07-19)
	6	Jamal Hartwell II vs George Mason (11/26/19)
Steals	4	Javon Greene vs George Mason (11/26/19)
	4	Jakolby Long vs Southern Utah (11/09/19)
Blocked Shots	5	AJ Wilson vs George Mason (11/26/19)
	4	Irshaad Hunte vs A&M-Corpus Christi (12/29/19)
	4	Matt Haarms vs Purdue (12/15/19)
Turnovers	6	Pat Spencer at Northwestern (01/11/20)
	6	Michael Devoe at Georgia Tech (12/04/19)
	6	George Willborn III vs UC Riverside (11/05/19)
Fouls	5	Aljami Durham at Indiana (12/13/19)
	5	Christian Bishop at Creighton (12-07-19)
	5	Jayden Saddler vs Southern U. (11/22/19)
	5	Micah Bradford vs Southern U. (11/22/19)

## 2019-20 RECORD BY STARTING LINEUP

No.	Starting Lineup	Record
1.	Burke, Cheatham, Green, Mack, Ouedraogo	3-4
2.	Burke, Cheatham, Green, Kavas, Ouedraogo	1-0
3.	Burke, Cheatham, Green, Ouedraogo, Thorbjarnarson	0-1
4.	Burke, Cheatham, Mack, Ouedraogo, Thorbjarnarson	3-6

RECAPS

(-----Nebraska Individual Leaders-----)

Date	Opponent	Result	Record (B1G)	Attend.	Points	Rebounds	Assists	Steals
11/5	UC Riverside	L, 47-66	0-1 (0-0)	15,745	(11) Mack	(9) Mack	(3) Mack, Cheatham	(2) Green, Ouedraogo
11/9	Southern Utah	L, 78-79 (2OT)	0-2 (0-0)	15,828	(19) Cross	(8) Green	(11) Mack	(3) Green
11/15	South Dakota State	W, 90-73	1-2 (0-0)	15,946	(24) Mack	(12) Ouedraogo	(5) Green	(3) Mack
11/22	Southern	W, 93-86 (OT)	2-2 (0-0)	15,931	(22) Green	(7) Cheatham	(8) Mack	(2) Green
11/25	vs. Washington State	W, 82-71	3-2 (0-0)	660	(19) Cheatham	(8) Mack, Green, Cross	(6) Mack	(3) Mack
11/26	vs. George Mason	L, 66-85	3-3 (0-0)	1,066	(14) Burke	(5) Ouedraogo, Cross	(5) Green	(5) Burke
11/27	vs. South Florida	W, 74-67	4-3 (0-0)	512	(26) Cheatham	(5) Ouedraogo	(7) Mack	(2) Mack
12/4	at Georgia Tech	L, 56-73	4-4 (0-0)	5,133	(14) Cheatham	(11) Cheatham	(6) Mack	(2) Cheatham, Thorbjarnarson
12/7	at Creighton	L, 76-95	4-5 (0-0)	18,068	(14) Cheatham	(7) Burke	(3) Mack	(2) Burke
12/13	at Indiana*	L, 90-96 (OT)	4-6 (0-1)	17,222	(25) Burke	(10) Ouedraogo	(10) Mack	(2) Burke, Mack
12/15	Purdue*	W, 70-54	5-6 (1-1)	15,654	(18) Burke	(10) Mack	(12) Mack	(2) Burke, Cheatham
12/21	North Dakota	L, 74-75	5-7 (1-1)	15,010	(19) Mack	(9) Ouedraogo	(7) Mack	(3) Burke
12/29	Texas A&M-Corpus Christi	W, 73-52	6-7 (1-1)	14,968	(17) Cheatham	(14) Ouedraogo	(5) Mack	(4) Thorbjarnarson
1/3	Rutgers*	L, 62-79	6-8 (1-2)	15,024	(16) Cheatham	(5) Mack, Burke	(6) Mack	(2) Green
1/7	Iowa *	W, 76-70	7-8 (2-2)	14,722	(17) Thorbjarnarson	(9) Thorbjarnarson	(10) Mack	(2) Thorbjarnarson, Easley
1/11	at Northwestern *	L, 57-62	7-9 (2-3)	5,664	(11) Mack	(10) Mack	(7) Mack	(3) Cheatham
1/14	at No. 21 Ohio State *	L, 68-80	7-10 (2-4)	12,954	(15) Thorbjarnarson	(6) Thorbjarnarson	(6) Mack	(1) Mack, Burke
1/18	Indiana *	L, 74-82	7-11 (2-5)	15,925	(20) Mack	(9) Thorbjarnarson	(9) Mack	(3) Thorbjarnarson, Easley

THE LAST TIME...

Nebraska...	A Nebraska Opponent...
Scored 100 or more points.....106; vs. Mississippi Valley State, 11/6/18	101; TCU, 3/15/99
Scored 90 or more points.....90; at Indiana, 12/13/19	96; at Indiana, 12/13/19
Scored 41 to 50 points.....47; UC Riverside, 11/5/19	50; Northwestern, 2/16/19
Scored 40 or fewer points .....38; at Oregon, 12/15/12	38; Southwest Minnesota State, 12/28/18
Shot 70% from the field......723; vs. UNC Wilmington 12/5/97 (34-47)	.723; Kansas, 2/2/85 (34-47)
Shot 60% from the field......628; vs. Northwestern, 2/3/15 (27-43)	.630; Michigan, 3/5/17 (34-54)
Shot 90% from the free throw line (Min 10 attempts)......909; vs. Southwest Minnesota State, 12/28/18 (10-11)	.917; vs. Wisconsin (BTT), 3/15/19 (11-12)
Made 10, 3-Point Field Goals .....10; Iowa, 1/7/20 (10-26)	10; Northwestern, 1/11/20 (10-29)
Had 60 rebounds.....60; vs. Oral Roberts, 12/22/99	62; Colorado, 2/15/75
Had 50 rebounds.....50; at Illinois, 2/2/19	54; at Indiana, 12/13/19
Had 30 assists .....35, vs. Northeastern Illinois, 12/21/94	30; Iowa State, 2/3/93
Had 15 steals .....15, vs. Texas A&M-Corpus Christi 12/29/19	15; Florida State, 12/31/05
Had 10 blocked shots .....14; at Northwestern, 1/2/18	11; at Michigan State, 12/3/17
Had 10 or fewer turnovers .....6, at Northwestern, 1/11/20	9; Purdue, 12/15/19
Had 20 or more turnovers.....22; vs. Wisconsin, 2/9/17	22; vs. Rutgers (BTT), 3/13/19
Had three players with 20 points .....vs. Iowa, 3/10/19	Michigan, 1/14/17
.....(Palmer Jr. 27; Watson Jr. 23; Roby 23)	(Wagner 23, Irvin 21, Walton 20)
Had three players with 10 rebounds .....vs. Texas Tech, 1/19/00	at Kansas, 1/9/02
.....(Bradford 16, Ffriend 12, Truscott 11)	(Collison 13, Gooden 12, Simien 10)
Had five players reach double-figure points.....vs. Iowa, 1/7/2020	at Ohio State, 1/14/20
.....(Thorbjarnarson 17; Mack 15; Cheatham 14; Burke 13; Cross 11)	(A.Wesson 11; Young 10; K. Wesson 13, Carton 13; Walker 18; Liddel 10)
Had a player score 40 points .....41; Aleks Maric, vs. Kansas State, 2/13/07	41; Jarrius Jackson, Texas Tech, 2/18/06
Had a player score 30 points .....30; James Palmer Jr. vs. Rutgers (BTT), 3/13/19	30; Marcus Zegarowski, Creighton, 12/7/19
Had a player grab 15 rebounds .....16; Isaiah Roby vs. Northwestern, 2/16/19	18; Luka Garza, Iowa 1/7/20
Had a player dish out 10 assists.....10; Cam Mack vs. Iowa, 1/7/20	10; Xavier Simpson, Michigan, 2/28/19
Had a player collect five steals .....5; Dachon Burke vs George Mason, 11/26/18	7; Josh Reeves, Penn State, 2/25/18
Had a player block five shots.....5; Isaiah Roby vs. Maryland, 2/6/18	5; AJ Wilson, George Mason, 11/26/19
Had a player with a triple double .....11 pt/10 reb/12 asst.; Cam Mack v. Purdue, 12/15/19	



## MISC REVIEW

Nebraska Record When:	All (W)	All(L)	H(W)	H(L)	A (W)	A (L)						
Ahead at Halftime	5	1	5	1	0	0	Rebounds are Even	0	0	0	0	0
Behind at Halftime	2	10	0	4	2	6	Committing More TOs than Opp	2	1	1	0	1
Tied at Halftime	0	0	0	0	0	0	Committing Fewer TOs than Opp	3	10	3	5	0
Bench Outscores Opponent's	4	5	3	1	1	4	Turnovers are Even	2	0	1	0	1
Opponent Bench Outscores NU	3	5	2	4	1	1	Leading with 5:00 left	7	1	5	1	2
Bench scoring is even	0	1	0	0	0	1	Trailing with 5:00 left	0	10	0	4	0
Shooting 50% or Better	3	0	1	0	2	0	Tied with 5:00 left	0	0	0	0	0
Shooting Under 50%	4	11	4	5	0	6	In Overtime	1	2	1	1	0
Opp. Shoots 50% or Better	0	4	0	2	0	2	Scoring 80 or more points	3	1	2	0	1
Opp. Shoots Under 50%	7	7	5	3	2	4	Scoring 61 to 79 points	4	7	3	4	1
Outshooting Opponent (pct.)	6	0	5	0	1	0	Scoring 60 or fewer points	0	3	0	1	0
Outshot by Opponent (pct.)	1	10	0	4	1	6	Allowing 80 or more points	1	5	1	1	0
Shooting is even	0	1	0	1	0	0	Allowing 61 to 79 points	4	6	2	4	2
Outrebounding Opponent	2	1	2	1	0	0	Allowing 60 or fewer points	2	0	2	0	0
Outrebounded by Opponent	5	10	3	4	2	6						

## MISC REVIEW

Biggest margin of victory .....	21, Texas A&M-Corpus Christi (12/29)	Biggest halftime lead surrendered in loss .....	11, Southern Utah (11/9)
Biggest margin of defeat .....	19, UC Riverside (11/5); vs. George Mason (11/26); at Creighton (12/7)	Largest lead at any time .....	31, South Dakota State (11/15)
Largest deficit overcome in win.....	8, Southern (11/22)	Largest deficit at any time .....	32, at Creighton (12/7)
Largest halftime deficit overcome in win .....	N/A	Largest runs without opponent scoring .....	13, South Dakota State (8:10-4:22, 1st)
Largest lead surrendered in loss.....	14, Southern Utah (11/9)	Largest opponent run without NU scoring.....	13, Southern (3:40-1:14, 1st)

## SPECIALITY STATS

Opponent	NU-Opp Paint	NU-Opp off TO	NU-Opp 2nd Ch.	NU-Opp Bench	Largest Lead	Largest Deficit	Tip	1st Sub(s)
UC Riverside	18-22	14-3	0-11	14-18	9, (13:12, 1st)	20 (1:19, 2nd)	Won	Cross, Kavas
Southern Utah	42-48	12-13	3-9	28-29	15 (4:10, 1st)	4 (0:05, 2nd)	Lost	Cross
South Dakota State	50-48	16-7	11-13	20-24	31 (4:50, 1st)	-	Won	Cross
Southern	38-38	18-11	3-16	30-23	13 (5:07, 1st)	8 (14:06, 2nd)	Lost	Cross, Kavas
vs. Washington State	40-42	19-17	4-20	19-14	16 (7:22, 2nd)	6 (6:44, 1st)	Won	Cross
vs. George Mason	24-34	15-11	9-17	26-15	2 (10:44, 1st)	21 (2nd, 1:23)	Lost	Cross
vs. South Florida	32-34	12-10	2-15	12-19	8 (8:14, 1st)	8 (2nd, 6:42)	Lost	Cross
at Georgia Tech	30-48	10-18	5-7	13-10	4 (12:32, 1st)	20 (2nd, 0:16)	Lost	Cross
at Creighton	34-38	11-11	10-7	29-12	-	32 (2nd, 18:36)	Won	Mack, Cross
at Indiana	42-52	21-10	10-26	3-28	4 (7:04, 1st)	9 (1st, 16:57)	Lost	Cross
Purdue	26-32	13-12	9-12	13-17	16 (0:24, 2nd)	3 (1st, 6:19)	Lost	Cross, Kavas
North Dakota	36-30	15-16	6-11	24-8	4 (18:33, 1st)	8 (2nd, 10:37)	Won	Cross, Green
Texas A&M-Corpus Christi	32-22	24-13	17-6	23-21	24 (5:18, 2nd)	1 (1st, 17:52)	Won	Cross, Green
Rutgers	24-52	11-15	0-12	21-24	5 (13:06, 1st)	22 (2nd, 10:58)	Lost	Cross
Iowa	26-52	10-16	3-17	12-4	12 (8:03, 1st)	1 (2nd, 12:41)	Lost	Cross, Kavas
at Northwestern	22-22	7-6	2-11	20-15	5 (17:13, 1st)	18 (1st, 1:13)	Lost	Cross
at No. 21 Ohio State	38-34	17-15	13-12	15-15	4 (17:29, 1st)	25 (2nd, 8:25)	Lost	Cross
Indiana	30-40	13-10	9-15	15-21	9 (12:18, 1st)	19 (2nd, 15:02)	Lost	Cross

## NEBRASKA SEASON/CAREER BESTS

## #0 AKOL AROP

**Points**  
Season: 2 at Creighton (12/7)  
Career: Same

**Rebounds**  
Season: 4 at Creighton (12/7)  
Career: Same

**Field Goals**  
Season: None  
Career: Same

**Field Goal Attempts**  
Season: 1 vs. UC Riverside (11/5); at Creighton (12/7)  
Career: Same

**3-Point Field Goals**  
Season: None  
Career: Same

**3-Point Field Goal Attempts**  
Season: 1 vs. UC Riverside (11/5)  
Career: Same

**Free Throws**  
Season: 2 at Creighton (12/7)  
Career: Same

**Free Throw Attempts**  
Season: 2 at Creighton (12/7)  
Career: Same

**Assists**  
Season: None  
Career: Same

**Steals**  
Season: None  
Career: Same

**Blocks**  
Season: 1 at Creighton (12/7)  
Career: Same

**Minutes Played**  
Season: 3 at Creighton (12/7)  
Career: Same

## #1 KEVIN CROSS

**Points**  
Season: 19 vs. Southern Utah (11/9)  
Career: Same

**Rebounds**  
Season: 8 vs. Washington State (11/25)  
Career: Same

**Field Goals**  
Season: 8 vs. Southern Utah (11/9)  
Career: Same

**Field Goal Attempts**  
Season: 15 vs. Southern Utah (11/9)  
Career: Same

**3-Point Field Goals**  
Season: 3 at Northwestern (1/11)  
Career: Same

**3-Point Field Goal Attempts**  
Season: 7 at Northwestern (1/11)  
Career: Same

**Free Throws**  
Season: 3 vs. Rutgers (1/4)  
Career: Same

**Free Throw Attempts**  
Season: 3 vs. Rutgers (1/4)  
Career: Same

**Assists**  
Season: 3 vs. Purdue (12/15); vs. TAMU-CC (12/29)  
Career: Same

**Steals**  
Season: 1 vs. Purdue (12/15); vs. TAMU-CC (12/29)  
Career: Same

**Blocks**  
Season: 2 vs. SDSU (11/15); vs. Washington State (11/25)  
Career: Same

**Minutes Played**  
Season: 36 vs. Southern Utah (11/9)  
Career: Same

## #3 CAM MACK

**Points**  
Season: 24 vs. SDSU (11/15)  
Career: Same

**Rebounds**  
Season: 10 vs. Purdue (12/15); at Northwestern (1/11)  
Career: Same

**Field Goals**  
Season: 8 vs. SDSU (11/15)  
Career: Same

**Field Goal Attempts**  
Season: 15 at Ohio State (1/14)  
Career: Same

**3-Point Field Goals**  
Season: 3 five times, last vs. Indiana (1/18)  
Career: Same

**3-Point Field Goal Attempts**  
Season: 8 at Indiana (12/13); vs. Indiana (1/18)  
Career: Same

**Free Throws**  
Season: 7 vs. Indiana (1/18)  
Career: Same

**Free Throw Attempts**  
Season: 11 vs. Washington State (11/25); vs. Indiana (1/18)  
Career: Same

**Assists**  
Season: 12 vs. Purdue (12/15)  
Career: Same

**Steals**  
Season: 3 three times, last vs. TAMU-CC (12/29)  
Career: Same

**Blocks**  
Season: 2 four times, last at Ohio State (1/14)  
Career: Same

**Minutes Played**  
Season: 45 at Indiana (12/13)  
Career: Same

## #11 DACHON BURKE JR.

**Points**  
Season: 25 at Indiana (12/13)  
Career: Same

**Rebounds**  
Season: 7 vs. SDSU (11/15); vs. Purdue (12/15)  
Career: Same

**Field Goals**  
Season: 9 at Indiana (12/13)  
Career: Same

**Field Goal Attempts**  
Season: 14 at Northwestern (1/11)  
Career: Same

**3-Point Field Goals**  
Season: 4 at Indiana (12/13); vs. Purdue (12/15)  
Career: Same

**3-Point Field Goal Attempts**  
Season: 8 at Indiana (12/13)  
Career: Same

**Free Throws**  
Season: 6 vs. SDSU (11/15)  
Career: Same

**Free Throw Attempts**  
Season: 9 vs. SDSU (11/15)  
Career: Same

**Assists**  
Season: 2 seven times, last at Ohio State (1/14)  
Career: Same

**Steals**  
Season: 5 vs. George Mason (11/26)  
Career: Same

**Blocks**  
Season: 3 vs. TAMU-CC (12/29)  
Career: Same

**Minutes Played**  
Season: 40 at Indiana (12/13)  
Career: Same

## #22 HAANIF CHEATHAM

**Points**  
Season: 26 vs. South Florida (11/27/19)  
Career: Same

**Rebounds**  
Season: 11 at Georgia Tech (12/4)  
Career: Same

**Field Goals**  
Season: 9 vs. South Florida (11/27/19)  
Career: Same

**Field Goal Attempts**  
Season: 15 at Indiana (12/13)  
Career: Same

**3-Point Field Goals**  
Season: 2 five times, last vs. Indiana (1/18)  
Career: Same

**3-Point Field Goal Attempts**  
Season: 6 at Indiana (12/13)  
Career: Same

**Free Throws**  
Season: 9 vs. South Florida (11/27/19)  
Career: Same

**Free Throw Attempts**  
Season: 11 vs. South Florida (11/27/19)  
Career: Same

**Assists**  
Season: 4 vs. Purdue (12/15)  
Career: Same

**Steals**  
Season: 3 at Northwestern (1/11)  
Career: Same

**Blocks**  
Season: 1 vs. Southern Utah (11/9); vs. SDSU (11/15)  
Career: Same

**Minutes Played**  
Season: 41 at Indiana (12/13)  
Career: Same

## #23 JERVAY GREEN

**Points**  
Season: 22 vs. Southern (11/22)  
Career: Same

**Rebounds**  
Season: 8 vs. So. Utah (11/9); vs. Washington State (11/25)  
Career: Same

**Field Goals**  
Season: 7 vs. Southern (11/22)  
Career: Same

**Field Goal Attempts**  
Season: 18 vs. Southern Utah (11/9)  
Career: Same

**3-Point Field Goals**  
Season: 4 vs. Southern (11/22)  
Career: Same

**3-Point Field Goal Attempts**  
Season: 10 at Georgia Tech (12/4)  
Career: Same

**Free Throws**  
Season: 4 vs. Southern Utah (11/9); vs. Southern (11/22)  
Career: Same

**Free Throw Attempts**  
Season: 7 vs. Southern (11/22)  
Career: Same

**Assists**  
Season: 6 vs. Southern (11/22)  
Career: Same

**Steals**  
Season: 3 vs. Southern Utah (11/9)  
Career: Same

**Blocks**  
Season: 3 vs. UC Riverside (11/5)  
Career: Same

**Minutes Played**  
Season: 46 vs. Southern Utah (11/9)  
Career: Same

## #24 YVAN QUEDRAOGO

**Points**  
Season: 11 vs. Southern (11/22); vs. TAMU-CC (12/29)  
Career: Same

**Rebounds**  
Season: 14 vs. TAMU-CC (12/29)  
Career: Same

**Field Goals**  
Season: 4 three times, last at Ohio State (1/14)  
Career: Same

**Field Goal Attempts**  
Season: 11 at Indiana (12/13)  
Career: Same

**3-Point Field Goals**  
Season: None  
Career: Same

**3-Point Field Goal Attempts**  
Season: None  
Career: Same

**Free Throws**  
Season: 5 vs. Southern (11/22); vs. TAMU-CC (12/29)  
Career: Same

**Free Throw Attempts**  
Season: 7 vs. Southern (11/22); vs. TAMU-CC (12/29)  
Career: Same

**Assists**  
Season: 3 vs. Iowa (1/7/20)  
Career: Same

**Steals**  
Season: 2 vs. UC Riverside (11/5); vs. George Mason (11/26)  
Career: Same

**Blocks**  
Season: 2 vs. George Mason (11/26)  
Career: Same

**Minutes Played**  
Season: 32 at Indiana (12/13)  
Career: Same

## #25 MATEJ KAVAS

**Points**  
Season: 12 vs. North Dakota (12/21)  
Career: Same

**Rebounds**  
Season: 5 vs. TAMU-CC (12/29)  
Career: Same

**Field Goals**  
Season: 4 three times, last vs. TAMU-CC (12/29)  
Career: Same

**Field Goal Attempts**  
Season: 9 vs. TAMU-CC (12/29)  
Career: Same

**3-Point Field Goals**  
Season: 4 vs. North Dakota (12/21)  
Career: Same

**3-Point Field Goal Attempts**  
Season: 7 at Creighton (12/7)  
Career: Same

**Free Throws**  
Season: 5 vs. George Mason (11/26)  
Career: Same

**Free Throw Attempts**  
Season: 6 vs. George Mason (11/26)  
Career: Same

**Assists**  
Season: 1 seven times, last at Northwestern (1/11)  
Career: Same

**Steals**  
Season: 1 three times, last vs. TAMU-CC (12/29)  
Career: Same

**Blocks**  
Season: 1 vs. Southern (11/22)  
Career: Same

**Minutes Played**  
Season: 25 vs. UC Riverside (11/5)  
Career: Same

## NEBRASKA SEASON/CAREER BESTS

## #30 CHARLIE EASLEY

**Points**

Season: 8 vs. Indiana (1/18)

Career: Same

**Rebounds**

Season: 1 three times, last vs. Indiana (1/18)

Career: Same

**Field Goals**

Season: 2 at Creighton (12/7); vs. Indiana (1/18)

Career: Same

**Field Goal Attempts**

Season: 4 vs. Indiana (1/18)

Career: Same

**3-Point Field Goals**

Season: 2 vs. Indiana (1/18)

Career: Same

**3-Point Field Goal Attempts**

Season: 3 three times, last vs. Indiana (1/18)

Career: Same

**Free Throws**

Season: 3 vs. Rutgers (1/4)

Career: Same

**Free Throw Attempts**

Season: 3 vs. Rutgers (1/4)

Career: Same

**Assists**

Season: 1 three times, last at Ohio State (1/14)

Career: Same

**Steals**

Season: 3 vs. Indiana (1/18)

Career: Same

**Blocks**

Season: None

Career: Same

**Minutes Played**

Season: 16 vs. Iowa (1/7/20); vs. Indiana (1/18)

Career: Same

## #34 THORIR THORBJARNARSON

**Points**

Season: 17 at Indiana (12/13); vs. Iowa (1/7/20)

Career: same

**Rebounds**

Season: 9 vs. Iowa (1/7/20); vs. Indiana (1/18)

Career: 10 vs. Wisconsin (1/29/18)

**Field Goals**

Season: 7 at Indiana (12/13)

Career: same

**Field Goal Attempts**

Season: 12 at Indiana (12/13)

Career: same

**3-Point Field Goals**

Season: 5 at Ohio State (1/14)

Career: same

**3-Point Field Goal Attempts**

Season: 8 at Ohio State (1/14)

Career: same

**Free Throws**

Season: 5 vs. Purdue (12/15)

Career: same

**Free Throw Attempts**

Season: 6 vs. Purdue (12/15)

Career: same

**Assists**

Season: 5 vs. Rutgers (1/4)

Career: same

**Steals**

Season: 4 vs. TAMU-CC (12/29)

Career: 5 vs. Maryland (3/14/19)

**Blocks**

Season: 1 vs. Southern (11/22)

Career: 2 vs. Iowa (3/10/19)

**Minutes Played**

Season: 41 at Indiana (12/13)

Career: same



**#0 AKOL AROP** | 6-6 | 195 | Fr. | F | Omaha, Neb.

**CAREER STATS**

Year	GP	GS	Total										Rebounds												
			Min	Avg	FG	FGA	Pct	3FG	3FGA	Pct	FT	FTA	Pct	Off	Def	Tot	Avg	PF	FO	Ast	TO	Blk	Stl	Pts	Avg
2019-20	8	0	11	1.4	0	2	.000	0	1	.000	2	2	1.000	0	7	7	0.9	0	0	0	2	1	0	2	0.3
<b>TOTAL</b>	<b>8</b>	<b>0</b>	<b>11</b>	<b>1.4</b>	<b>0</b>	<b>2</b>	<b>.000</b>	<b>0</b>	<b>1</b>	<b>.000</b>	<b>2</b>	<b>2</b>	<b>1.000</b>	<b>0</b>	<b>7</b>	<b>7</b>	<b>0.9</b>	<b>0</b>	<b>0</b>	<b>0</b>	<b>2</b>	<b>1</b>	<b>0</b>	<b>2</b>	<b>0.3</b>

**2019-20 GAME BY GAME**

Opponent	Date	GS	Min	TOTAL			3-PTS			REBOUNDS			PF	FO	A	TO	Blk	Stl	Pts	Avg				
				FG	FGA	Pct	3FG	3FGA	Pct	Off	Def	Tot									Avg			
UC Riverside	11/5/19	1	0	1	.000	0	1	.000	0	1	1	1.0	0	0	0	0	0	0	0	0.0				
Southern Utah	11/9/19	DNP																						
South Dakota St.	11/15/19	1	0	0	.000	0	0	.000	0	1	1	1.0	0	0	0	0	0	0	0	0.0				
Southern	11/22/19	DNP																						
vs. Washington State	11/25/19	DNP																						
vs. George Mason	11/26/19	DNP																						
vs. South Florida	11/27/19	DNP																						
at Georgia Tech	12/04/19	1	0	0	.000	0	0	.000	0	0	0	0.7	0	0	0	0	0	0	0	0.0				
at Creighton	12/7/19	3	0	1	.000	0	0	.000	2	2	1.000	4	4	1.5	0	0	1	1	0	2	0.5			
at Indiana	12/13/19	0+	0	0	.000	0	0	.000	0	0	0	1.2	0	0	0	0	0	0	0	0.4				
Purdue	12/15/19	DNP																						
North Dakota	12/21/19	DNP																						
TAMU-Corpus Christi	12/29/19	2	0	0	.000	0	0	.000	0	0	0	1.2	0	0	0	1	0	0	0	0.3				
Rutgers	1/3/20	2	0	0	.000	0	0	.000	0	0	0	1.0	0	0	0	0	0	0	0	0.3				
Iowa	1/7/20	DNP																						
at Northwestern	1/11/20	DNP																						
at No. 21 Ohio State	1/14/20	1	0	0	.000	0	0	.000	0	0	0	0.9	0	0	0	0	0	0	0	0.3				
Indiana	1/18/20	DNP																						
<b>Totals</b>		<b>0</b>	<b>11</b>	<b>0</b>	<b>2</b>	<b>.000</b>	<b>0</b>	<b>1</b>	<b>.000</b>	<b>2</b>	<b>2</b>	<b>1.000</b>	<b>0</b>	<b>7</b>	<b>7</b>	<b>0.9</b>	<b>0</b>	<b>0</b>	<b>0</b>	<b>2</b>	<b>1</b>	<b>0</b>	<b>2</b>	<b>0.3</b>

**NOTING AROP**

- True freshman who has seen limited duty in his first season at Nebraska, playing in eight games
- Played the final two minutes against Rutgers
- Grabbed a rebound in the final two minutes against Texas A&M-Corpus Christi
- Was used as a defensive sub against Indiana late in the game
- Earned his most extensive time against Creighton, totaling two points, four rebounds and a blocked shot in four minutes
  - Played the final minute against Georgia Tech
  - Had a rebound in a minute of work against South Dakota State
  - Grabbed a rebound in his collegiate debut against UC Riverside
- 2019 Gatorade Player of the Year in Nebraska who averaged 19.4 points, 10.9 rebounds and 2.6 blocks per game as a senior at Omaha Creighton Prep High School
  - First-team all-state selection by the Omaha World-Herald and Lincoln Journal Star after recording 19 double-doubles as a senior
  - Totaled 1,268 points on 66 percent shooting, 733 rebounds and 162 blocks in three seasons at Creighton Prep
- Was AAU teammates with fellow Husker freshmen Jace Piatkowski, Charlie Easley and Bret Porter
- One of nine kids in the family, including older brother, Aguek, who plays basketball at San Diego State

**MISC. STATS**

Category	2019-20	Career
Double-Figure Scoring	0	0
Double-Figure Rebounding	0	0
Double-Figure Assists	0	0
Double-Doubles	0	0
Led NU in Scoring	0	0
Led NU in Rebounding	0	0
Led NU in Assists	0	0
20+ Point Games	0	0
30+ Point Games	0	0

**TOP PERFORMANCES OF 2019-20**

Category	No.	Opponent (Date)
Points	2	at Creighton (12/7/19)
Rebounds	4	at Creighton (12/7/19)
	1	Texas A&M-CC (12/29/19)
	1	UC Riverside (11/5/19)
	1	South Dakota State (11/15/19)
Assists	NA	


**#1 KEVIN CROSS** | 6-8 | 240 | Fr. | F | Little Rock, Ark.

**CAREER STATS**

Year	GP	GS	Total									Rebounds				PF	FO	Ast	TO	Blk	Stl	Pts	Avg		
			Min	Avg	FG	FGA	Pct	3FG	3FGA	Pct	FT	FTA	Pct	Off	Def									Tot	Avg
2019-20	18	0	329	18.3	47	127	.370	16	57	.281	16	26	.615	23	51	74	4.1	33	1	18	21	6	3	126	7.0
<b>TOTAL</b>	<b>18</b>	<b>0</b>	<b>329</b>	<b>18.3</b>	<b>47</b>	<b>127</b>	<b>.370</b>	<b>16</b>	<b>57</b>	<b>.281</b>	<b>16</b>	<b>26</b>	<b>.615</b>	<b>23</b>	<b>51</b>	<b>74</b>	<b>4.1</b>	<b>33</b>	<b>1</b>	<b>18</b>	<b>21</b>	<b>6</b>	<b>3</b>	<b>126</b>	<b>7.0</b>

**2019-20 GAME BY GAME**

Opponent	Date	GS	Min	TOTAL			3-PTS			REBOUNDS			PF	FO	A	TO	Blk	Stl	Pts	Avg				
				FG	FGA	Pct	3FG	FGA	Pct	FT	FTA	Pct									Off	Def	Tot	Avg
UC Riverside	11/05/19	14	1	10	.100	1	6	.167	1	2	.500	3	0	3	3.0	2	0	0	0	4	4.0			
Southern Utah	11/09/19	36	8	15	.533	1	3	.333	2	2	1.000	3	2	5	4.0	1	0	2	1	0	11.5			
South Dakota St.	11/15/19	17	4	5	.800	1	1	1.000	1	1	1.000	0	2	2	3.3	4	0	0	1	2	10	11.0		
Southern	11/22/19	23	4	6	.667	0	2	.000	0	2	.000	0	1	1	2.8	0	0	2	0	0	8	10.3		
vs. Washington St.	11/25/19	26	6	8	.750	2	4	.500	0	2	.000	0	8	8	3.8	0	0	1	3	2	14	11.0		
vs. George Mason	11/26/19	20	4	8	.500	3	5	.600	0	0	.000	1	4	5	4.0	1	0	1	2	1	11	11.0		
vs. South Florida	11/27/19	16	0	5	.000	0	2	.000	0	0	.000	0	1	1	3.6	0	0	1	1	0	0	9.4		
at Georgia Tech	12/04/19	17	1	6	.167	0	3	.000	0	0	.000	1	4	5	3.8	1	0	1	2	0	2	8.5		
at Creighton	12/7/19	10	0	3	.000	0	2	.000	0	2	.000	0	1	1	3.4	1	0	0	1	0	0	7.6		
at Indiana	12/13/19	13	1	3	.333	0	2	.000	1	2	.500	3	4	7	3.8	2	0	2	0	0	3	7.1		
Purdue	12/15/19	23	3	8	.375	1	4	.250	0	0	.000	1	6	7	4.1	1	0	3	1	0	1	7.1		
North Dakota	12/21/19	15	3	9	.333	1	4	.250	2	3	.667	3	2	5	4.2	4	0	1	3	0	0	9	7.3	
TAMU-Corpus Christi	12/29/19	15	1	4	.250	0	1	.000	0	0	.000	2	4	6	4.3	2	0	3	1	0	1	2	6.8	
Rutgers	1/3/20	19	2	9	.222	0	4	.000	3	3	1.000	2	2	4	4.3	1	0	0	0	0	0	7	6.9	
Iowa	1/7/20	18	3	8	.375	1	3	.333	4	5	.800	1	4	5	4.3	3	0	0	1	0	1	11	7.1	
at Northwestern	1/11/20	21	3	11	.273	3	7	.429	0	0	.000	2	3	5	4.4	1	0	2	0	0	0	9	7.3	
at No. 21 Ohio State	1/14/20	10	2	4	.500	1	1	1.000	0	0	.000	1	1	2	4.2	4	0	0	1	0	0	5	7.1	
Indiana	1/18/20	16	1	5	.200	1	3	.333	2	2	1.000	0	2	2	4.1	5	1	1	2	0	0	5	7.0	
<b>Totals</b>		<b>0</b>	<b>329</b>	<b>47</b>	<b>127</b>	<b>.370</b>	<b>16</b>	<b>57</b>	<b>.281</b>	<b>16</b>	<b>26</b>	<b>.615</b>	<b>23</b>	<b>51</b>	<b>74</b>	<b>4.1</b>	<b>33</b>	<b>1</b>	<b>18</b>	<b>21</b>	<b>6</b>	<b>3</b>	<b>126</b>	<b>7.0</b>

**NOTING CROSS**

- True freshman who is splitting time at center and can step out to 3-point range
- Battled foul trouble as he had five points and two boards in 16 minutes against Indiana
- Finished with nine points, including a career-high three 3-pointers, at Northwestern
- Made a big contribution off the bench with 11 points, including eight in the second half, and five boards vs. Iowa
- Tallied seven points and four boards in 19 minutes off the bench against Rutgers
- Turned in a solid effort against Texas A&M-CC with six rebounds and three assists in 15 minutes of work
- Came off the bench to score nine points and grab five rebounds against North Dakota
- Finished with seven points, seven rebounds and three assists in a win over Purdue
- Had three points, but chipped in seven rebounds and two assists at Indiana
- Totaled 11 points - all in the second half - and tied for team high with five rebounds against George Mason
- Finished with 14 points on 6-of-8 shooting and a season-high eight rebounds in a win over Washington State
- Scored all eight points of his in the second half against Southern and added two assists in the overtime win
- Came off the bench with 10 points on 4-of-5 shooting in 17 minutes against South Dakota State
- Led Nebraska with 19 points on 8-of-15 shooting against Southern Utah, as his 19 points were the most by a Husker freshman since 2013
  - Two-time all-state performer at Mills University Studies High School helping his team to state runner-up finishes in 2018 and 2019
  - Averaged 18 points, 10 rebounds and two assists per game as a senior, earning second-team all-state (all classes) recognition by the Arkansas Democrat Gazette

**MISC. STATS**

Category	2019-20	Career
Double-Figure Scoring	5	5
Double-Figure Rebounding	0	0
Double-Figure Assists	0	0
Double-Doubles	0	0
Led NU in Scoring	1	1
Led NU in Rebounding	2	2
Led NU in Assists	0	0
20+ Point Games	0	0
30+ Point Games	0	0

**TOP PERFORMANCES OF 2019-20**

Category	No.	Opponent (Date)
Points	19	Southern Utah (11/9/19)
	14	vs. Washington State (11/25/19)
	11	Iowa (1/7/19)
	11	vs. George Mason (11/26/19)
Rebounds	8	vs. Washington State (11/25/19)
	7	at Indiana (12/13/19)
	7	Purdue (12/15/19)
Assists	3	Purdue (12/15/19)
	3	Texas A&M-CC (12/29/19)
	2	at Indiana (12/13/19)
	2	Southern (11/22/19)
	2	at Northwestern



**#3 CAM MACK** | 6-2 | 175 | So. | G | Austin, Texas

**CAREER STATS**

Year	GP	GS	Total										Rebounds												
			Min	Avg	FG	FGA	Pct	3FG	3FGA	Pct	FT	FTA	Pct	Off	Def	Tot	Avg	PF	FO	Ast	TO	Blk	Stl	Pts	Avg
2019-20	18	16	638	35.4	81	197	.411	26	79	.329	45	77	.584	19	64	83	4.6	46	1	123	48	7	22	233	12.9
<b>TOTAL</b>	<b>18</b>	<b>16</b>	<b>638</b>	<b>35.4</b>	<b>81</b>	<b>197</b>	<b>.411</b>	<b>26</b>	<b>79</b>	<b>.329</b>	<b>45</b>	<b>77</b>	<b>.584</b>	<b>19</b>	<b>64</b>	<b>83</b>	<b>4.6</b>	<b>46</b>	<b>1</b>	<b>123</b>	<b>48</b>	<b>7</b>	<b>22</b>	<b>233</b>	<b>12.9</b>

**2019-20 GAME BY GAME**

Opponent	Date	GS	Min	TOTAL			3-PTS			REBOUNDS							PF	FO	A	TO	Blk	Stl	Pts	Avg
				FG	FGA	Pct	3FG	FGA	Pct	FT	FTA	Pct	Off	Def	Tot	Avg								
UC Riverside	11/05/19	*	32	4	13	.308	2	5	.400	1	2	.500	3	6	9	9.0	1	0	3	2	0	0	11	11.0
Southern Utah	11/09/19	*	42	5	14	.357	0	6	.000	3	6	.500	1	6	7	8.0	2	0	11	3	1	2	13	12.0
South Dakota St.	11/15/19	*	35	8	14	.571	3	6	.500	5	7	.714	1	1	2	6.0	2	0	4	1	0	3	24	16.0
Southern	11/22/19	*	36	6	11	.545	0	0	.000	4	7	.571	1	1	2	5.0	3	0	8	3	0	1	16	16.0
vs Washington St.	11/25/19	*	37	2	8	.250	0	2	.000	6	11	.545	1	7	8	5.6	5	1	6	5	0	3	10	14.8
vs George Mason	11/26/19	*	30	4	9	.444	1	3	.333	0	0	.000	1	1	2	5.0	4	0	3	4	0	0	9	13.8
vs. South Florida	11/27/19	*	27	2	5	.400	0	0	.000	1	2	.500	1	3	4	4.9	1	0	7	1	0	2	5	12.6
at Georgia Tech	12/04/19	*	35	4	11	.364	1	3	.333	2	4	.500	1	1	2	4.5	4	0	6	3	1	1	11	12.4
at Creighton	12/7/19	*	30	4	9	.444	1	3	.333	3	5	.600	0	2	2	4.2	3	0	3	2	1	1	12	12.3
at Indiana	12/13/19	*	45	5	14	.357	3	8	.375	2	2	1.000	0	3	3	4.1	3	0	10	4	0	2	15	12.6
Purdue	12/15/19	*	35	4	7	.571	3	4	.750	0	0	.000	2	8	10	4.6	2	0	12	3	1	1	11	12.5
North Dakota	12/21/19	*	38	7	9	.778	3	5	.600	2	4	.500	2	5	7	4.8	4	0	7	5	0	1	19	13.0
TAMU-Corpus Christi	12/29/19	*	31	3	9	.333	1	4	.250	3	4	.750	0	3	3	4.7	1	0	5	2	0	3	10	12.8
Rutgers	1/3/20	*	32	3	8	.375	2	5	.400	3	5	.600	2	3	5	4.7	3	0	6	2	0	1	11	12.6
Iowa	1/7/20	*	39	6	13	.462	2	7	.286	1	2	.500	0	2	2	4.5	0	0	10	1	0	0	15	12.8
at Northwestern	1/11/20	*	40	4	13	.308	1	6	.167	2	5	.400	2	8	10	4.9	1	0	7	3	0	0	11	12.7
at No. 21 Ohio State	1/14/20	*	37	5	15	.333	0	4	.000	0	0	.000	1	1	2	4.7	4	0	6	1	2	1	10	12.5
Indiana	1/18/20	*	37	5	15	.333	3	8	.375	7	11	.636	0	3	3	4.6	3	0	9	3	1	0	20	12.9
<b>Totals</b>		<b>16</b>	<b>638</b>	<b>81</b>	<b>197</b>	<b>.411</b>	<b>26</b>	<b>79</b>	<b>.329</b>	<b>45</b>	<b>77</b>	<b>.584</b>	<b>19</b>	<b>64</b>	<b>83</b>	<b>4.6</b>	<b>46</b>	<b>1</b>	<b>123</b>	<b>48</b>	<b>7</b>	<b>22</b>	<b>233</b>	<b>12.9</b>

**NOTING MACK**

- Junior college transfer who has emerged as the Huskers' starting point guard
- Posted his second 20-point game of the year with 20 points and nine assists against Indiana
- Nearly posted a triple double with 11 points, 10 rebounds and seven assists at Northwestern
- Posted his fourth double-double of the season with 15 points and 10 assists vs. Iowa
- Finished with 11 points, six assists and five boards against Rutgers
- Had 10 points, five assists and three steals in the win over Texas A&M-Corpus Christi
- Totaled a team-high 19 points along with seven rebounds and seven assists against North Dakota
- Recorded the first triple-double in school history against Purdue with 11 points, 12 assists and 10 rebounds and is the first Husker in at least 30 years with a points-assists double-double in consecutive games
- Shined against Indiana with a double-double, finishing with 15 points, including a trio of 3-pointers, and 10 assists
- Came off the bench with 12 points and three assists at Creighton
- Finished with 11 points and six assists in the loss at Georgia Tech
- Came off the bench in the win over South Florida and had seven assists and five points in 27 minutes
- Nearly posted his second double-double of the season with 10 points, eight rebounds and six assists vs. Washington State
- Finished with 16 points and eight assists in the win over Southern
- Posted his first 20-point game with 24 points, four assists and three steals in the win over South Dakota State
- Dished out 11 assists - the most by a Husker since 2010 - while scoring 13 points and snaring seven rebounds against Southern Utah
- Nearly posted a double-double in his Husker debut with 11 points and nine rebounds against UC Riverside
- Rated as the top point guard and No. 3 overall JC player in the country according to JUCORecruiting.com
- Garnered first-team All-Region 18 honors at Salt Lake Community College, averaging 19.1 points, 7.6 assists, 5.9 rebounds and 2.4 steals per game in 2018-19
- Ranked fifth nationally in NJCAA in assists per game while finishing 24th nationally in steals per game
- Totaled five 30-point games and had 10-or-more assists nine times in his year at the school
- Led Christian Life Preparatory High School to a Texas Christian Athletic League Class 4A state championship as a senior, averaging 24.5 points, 2.5 rebounds, 1.5 steals and 1.2 assists per game

**MISC. STATS**

Category	2019-20	Career
Double-Figure Scoring	16	16
Double-Figure Rebounding	2	2
Double-Figure Assists	4	4
Double-Doubles	5	5
Triple-Doubles	1	1
Led NU in Scoring	5	5
Led NU in Rebounding	5	5
Led NU in Assists	17	17
20+ Point Games	2	2
30+ Point Games	0	0

**TOP PERFORMANCES OF 2019-20**

Category	No.	Opponent (Date)
Points	24	South Dakota State (11/15/19)
	20	Indiana (1/18/20)
	19	North Dakota (12/21/19)
Rebounds	10	Purdue (12/15/19)
	10	at Northwestern (1/11/20)
	9	UC Riverside (11/5/19)
Assists	12	Purdue (12/15)
	11	Southern Utah (11/9/19)
	10	at Indiana (12/13/19)
	10	Iowa (1/7/20)



**#11 DACHON BURKE JR.** | 6-4 | 180 | Jr. | G | Orange, N.J.

**CAREER STATS**

Year	GP	GS	Total										Rebounds												
			Min	Avg	FG	FGA	Pct	3FG	3FGA	Pct	FT	FTA	Pct	Off	Def	Tot	Avg	PF	FO	Ast	TO	Blk	Stl	Pts	Avg
2016-17*	33	17	755	22.9	95	226	.420	14	44	.318	47	64	.734	49	79	128	3.9	74	4	24	58	11	51	251	7.6
2017-18*	32	32	1044	32.6	210	458	.459	44	130	.338	98	156	.628	59	125	184	5.8	81	0	80	86	16	67	562	17.6
2019-20	18	18	508	28.2	78	201	.388	21	72	.292	34	63	.540	18	54	72	4.0	30	0	21	21	13	26	211	11.7
<b>TOTAL</b>	<b>18</b>	<b>18</b>	<b>508</b>	<b>28.2</b>	<b>78</b>	<b>201</b>	<b>.388</b>	<b>21</b>	<b>72</b>	<b>.292</b>	<b>34</b>	<b>63</b>	<b>.540</b>	<b>18</b>	<b>54</b>	<b>72</b>	<b>4.0</b>	<b>30</b>	<b>0</b>	<b>21</b>	<b>21</b>	<b>13</b>	<b>26</b>	<b>211</b>	<b>11.7</b>
<i>All*</i>	<i>83</i>	<i>67</i>	<i>2307</i>	<i>27.8</i>	<i>383</i>	<i>885</i>	<i>.433</i>	<i>79</i>	<i>246</i>	<i>.321</i>	<i>179</i>	<i>283</i>	<i>.633</i>	<i>126</i>	<i>258</i>	<i>384</i>	<i>4.6</i>	<i>185</i>	<i>4</i>	<i>125</i>	<i>165</i>	<i>40</i>	<i>144</i>	<i>1024</i>	<i>12.3</i>

**2019-20 GAME BY GAME**

Opponent	Date	GS	Min	TOTAL			3-PTS			REBOUNDS			PF	FO	A	TO	Blk	Stl	Pts	Avg					
				FG	FGA	Pct	3FG	FGA	Pct	FT	FTA	Pct									Off	Def	Tot	Avg	
UC Riverside	11/05/19	*	23	2	7	.286	0	3	.000	3	4	.750	0	2	2	2.0	0	0	0	2	1	1	7	7.0	
Southern Utah	11/09/19	*	33	4	10	.400	1	4	.250	4	4	1.000	0	4	4	3.0	4	0	2	1	1	1	13	10.0	
South Dakota State	11/15/19	*	28	5	13	.385	1	4	.250	6	9	.667	3	4	7	4.3	2	0	1	0	0	1	17	12.3	
Southern	11/22/19	*	17	3	6	.500	2	3	.667	1	6	.167	1	2	3	4.0	1	0	1	0	2	0	9	11.5	
vs Washington St.	11/25/19	*	29	5	13	.385	1	2	.500	3	4	.750	1	4	5	4.2	0	0	2	0	0	1	14	12.0	
vs George Mason	11/26/19	*	31	5	12	.417	2	5	.400	2	4	.500	0	2	2	3.8	1	0	1	4	1	5	14	12.3	
vs. South Florida	11/27/19	*	31	8	11	.727	3	5	.600	2	4	.500	1	3	4	3.9	2	0	1	1	1	0	21	13.6	
at Georgia Tech	12/04/19	*	20	1	9	.111	1	5	.200	1	2	.500	0	1	1	3.5	1	0	1	0	0	0	4	12.4	
at Creighton	12/7/19	*	29	4	12	.333	0	2	.000	1	3	.333	1	6	7	3.9	2	0	2	2	0	2	9	12.0	
at Indiana	12/13/19	*	40	9	16	.563	4	8	.500	3	4	.750	0	1	1	3.6	4	0	2	2	0	2	25	13.3	
Purdue	12/15/19	*	32	7	13	.538	4	7	.571	0	1	.000	1	6	7	3.9	3	0	2	1	1	2	18	13.7	
North Dakota	12/21/19	*	32	5	12	.417	0	2	.000	0	1	.000	1	2	3	3.8	1	0	1	0	0	3	10	13.4	
TAMU-Corpus Christi	12/29/19	*	21	1	13	.077	0	4	.000	2	4	.500	2	4	6	4.0	1	0	0	1	3	2	4	12.7	
Rutgers	1/3/20	*	26	2	9	.222	0	4	.000	1	4	.250	4	1	5	4.1	1	0	1	2	2	1	5	12.1	
Iowa	1/7/20	*	28	5	8	.625	1	3	.333	2	3	.667	0	1	1	3.9	4	0	0	2	0	0	13	12.2	
at Northwestern	1/11/20	*	33	3	14	.214	1	5	.200	0	0	.000	0	6	6	4.0	1	0	2	0	1	2	7	11.9	
at No. 21 Ohio State	1/14/20	*	27	4	11	.364	0	2	.000	1	2	.500	2	2	4	4.0	1	0	2	2	0	1	9	11.7	
Indiana	1/18/20	*	28	5	12	.417	0	4	.000	2	4	.500	1	3	4	4.0	1	0	0	1	0	2	12	11.7	
<b>Totals</b>			<b>18</b>	<b>508</b>	<b>78</b>	<b>201</b>	<b>.388</b>	<b>21</b>	<b>72</b>	<b>.292</b>	<b>34</b>	<b>63</b>	<b>.540</b>	<b>18</b>	<b>54</b>	<b>72</b>	<b>4.0</b>	<b>30</b>	<b>0</b>	<b>21</b>	<b>21</b>	<b>13</b>	<b>26</b>	<b>211</b>	<b>11.7</b>

**NOTING BURKE**

- Has started all 18 games as Nebraska has utilized a four-guard lineup in 2019-20
- Finished with 12 points, four rebounds and two steals against Indiana
- Totaled nine points and four boards at No. 21 Ohio State
- Had seven points, six rebounds and two assists at Northwestern
- Finished with 13 points in the win over Iowa
- Held to just four points, but grabbed six rebounds and blocked a season-high three shots vs. Texas A&M-CC
- Finished with 10 points, three rebounds and three steals vs. North Dakota
- Led Nebraska with 18 points, including 4-of-7 from 3-point range, and seven rebounds in a win over Purdue
- Scored a season-high 25 points at Indiana, including a game-tying 3-pointer with 1.0 second left in regulation, as went 9-of-16 from the field and had four 3-pointers
  - Nearly had a double-double with nine points and a season-high seven boards at Creighton
  - Enjoyed a strong performance at the Cayman Islands Classic, averaging 16.3 points per game on 50 percent shooting, 3.7 steals and 2.0 steals per game
- Totaled a season-high 21 points on 8-of-11 shooting including two crucial 3-pointers after South Florida pulled within one in the second half
  - Totaled 14 points - including Nebraska's first 12 points - and a season-high five steals in the loss to George Mason
  - Had 14 points and five rebounds in the win over Washington State
  - Finished with nine points and two blocked shots in the overtime win over Southern
  - Tallied a season-high 17 points and seven boards in 28 minutes of work against South Dakota State
  - Reached double figures for the first time at Nebraska with 13 points and four rebounds vs. Southern Utah
  - Sat out the 2018-19 season after transferring from Robert Morris
  - Earned second-team All-Northeast Conference honors in 2017-18, averaging 17.6 points, 5.8 rebounds and 2.1 assists per game, as he led the NEC in steals and was fourth in scoring
  - Four-time conference player of the week who reached double figures 30 times as a sophomore

**MISC. STATS**

Category	2019-20	Career*
Double-Figure Scoring	10	51
Double-Figure Rebounding	0	3
Double-Figure Assists	0	0
Double-Doubles	0	3
Led NU in Scoring	3	3
Led NU in Rebounding	2	2
Led NU in Assists	0	0
20+ Point Games	2	12
30+ Point Games	0	0

\*Includes Robert Morris

**TOP PERFORMANCES OF 2019-20**

Category	No.	Opponent (Date)
Points	25	at Indiana (12/13/19)
	21	vs. South Florida (11/27/19)
	18	Purdue (12/15/19)
	17	South Dakota State (11/15/19)
Rebounds	7	Purdue (12/15/19)
	7	South Dakota State (11/15/19)
	7	at Creighton (12/7/19)
Assists	2	at Northwestern (1/11)
	2	Purdue (12/15/19)
	2	Southern Utah (11/9/19)
	2	vs. Washington State (11/25/19)
	2	at Creighton (12/7/19)
2	at Indiana (12/13/19)	



**#22 HAANIF CHEATHAM** | 6-5 | 195 | Sr. | G | Fort Lauderdale, Fla.

**CAREER STATS**

Year	Total										Rebounds														
	GP	GS	Min	Avg	FG	FGA	Pct	3FG	3FGA	Pct	FT	FTA	Pct	Off	Def	Tot	Avg	PF	FO	Ast	TO	Blk	Stl	Pts	Avg
2015-16*	33	33	974	29.5	131	268	.489	29	75	.387	100	122	.820	13	98	111	3.4	67	1	73	88	1	34	391	11.8
2016-17*	32	25	814	25.4	93	203	.458	13	40	.325	79	103	.767	22	101	123	3.8	49	0	71	51	4	23	278	8.7
2017-18*	5	5	131	26.2	16	37	.432	5	13	.385	4	7	.571	2	12	14	2.8	7	0	7	8	0	5	41	8.2
2018-19*	10	10	273	27.3	49	108	.454	8	22	.364	26	40	.650	4	44	48	4.8	12	0	19	24	2	12	132	13.2
2019-20	18	18	597	33.2	83	168	.494	18	50	.360	45	71	.634	8	65	73	4.1	23	0	24	21	5	17	229	12.7
<b>TOTAL</b>	<b>18</b>	<b>18</b>	<b>597</b>	<b>33.2</b>	<b>83</b>	<b>168</b>	<b>.494</b>	<b>18</b>	<b>50</b>	<b>.360</b>	<b>45</b>	<b>71</b>	<b>.634</b>	<b>8</b>	<b>65</b>	<b>73</b>	<b>4.1</b>	<b>23</b>	<b>0</b>	<b>24</b>	<b>21</b>	<b>5</b>	<b>17</b>	<b>229</b>	<b>12.7</b>
<i>All*</i>	<i>98</i>	<i>91</i>	<i>2789</i>	<i>28.5</i>	<i>372</i>	<i>784</i>	<i>.474</i>	<i>73</i>	<i>200</i>	<i>.365</i>	<i>254</i>	<i>343</i>	<i>.741</i>	<i>49</i>	<i>320</i>	<i>369</i>	<i>3.8</i>	<i>158</i>	<i>1</i>	<i>194</i>	<i>192</i>	<i>12</i>	<i>91</i>	<i>1071</i>	<i>10.9</i>

**2019-20 GAME BY GAME**

Opponent	Date	GS	Min	TOTAL			3-PTS			REBOUNDS														
				FG	FGA	Pct	3FG	FGA	Pct	Off	Def	Tot	Avg	PF	FO	A	TO	Blk	Stl	Pts	Avg			
UC Riverside	11/05/19	*	26	0	3	.000	0	2	.000	1	2	.500	0	2	2	2.0	0	0	3	1	0	1	1	1.0
Southern Utah	11/09/19	*	35	1	3	.333	0	0	.000	2	5	.400	0	5	5	3.5	3	0	1	1	1	2	4	2.5
South Dakota St.	11/15/19	*	30	8	11	.727	0	2	.000	1	3	.333	1	5	6	4.3	1	0	3	1	1	0	17	7.3
Southern	11/22/19	*	34	2	5	.400	0	1	.000	1	3	.333	0	7	7	5.0	1	0	2	0	0	1	5	6.8
vs. Washington St.	11/25/19	*	34	8	10	.800	2	3	.667	1	2	.500	1	6	7	5.4	3	0	0	3	0	0	19	9.2
vs. George Mason	11/26/19	*	31	5	9	.556	2	4	.500	1	2	.500	0	1	1	4.7	0	0	0	0	0	1	13	9.8
vs. South Florida	11/27/19	*	37	8	11	.727	1	1	1.000	9	11	.818	0	3	3	4.4	3	0	0	2	0	0	26	12.1
at Georgia Tech	12/04/19	*	35	6	11	.545	0	1	.000	2	4	.500	2	9	11	5.3	2	0	2	3	0	2	14	12.4
at Creighton	12/7/19	*	32	5	12	.417	0	2	.000	4	5	.800	1	4	5	5.2	1	0	1	1	0	0	14	12.6
at Indiana	12/13/19	*	41	7	15	.467	2	6	.333	5	6	.833	0	6	6	5.3	2	0	3	0	0	0	21	13.4
Purdue	12/15/19	*	36	4	11	.364	1	5	.200	0	0	.000	0	1	1	4.9	1	0	4	2	0	2	9	13.0
North Dakota	12/21/19	*	33	4	7	.571	0	1	.000	2	2	1.000	0	2	2	4.7	2	0	0	1	1	1	10	12.8
TAMU-Corpus Christi	12/29/19	*	30	4	8	.500	1	1	1.000	8	9	.889	0	3	3	4.5	0	0	0	0	1	2	17	13.1
Rutgers	1/3/20	*	34	5	12	.417	2	4	.500	4	6	.667	1	2	3	4.4	1	0	1	0	0	1	16	13.3
Iowa	1/7/20	*	34	4	8	.500	3	4	.750	3	8	.375	2	4	6	4.5	0	0	0	2	0	1	14	13.3
at Northwestern	1/11/20	*	31	4	12	.333	1	4	.250	1	2	.500	0	1	1	4.3	2	0	0	2	1	3	10	13.1
at No. 21 Ohio State	1/14/20	*	30	4	10	.400	1	4	.250	0	0	.000	0	3	3	4.2	1	0	1	1	0	0	9	12.9
Indiana	1/18/20	*	34	4	10	.400	2	5	.400	0	1	.000	0	1	1	4.1	0	0	3	1	0	0	10	12.7
<b>Totals</b>		<b>18</b>	<b>597</b>	<b>83</b>	<b>168</b>	<b>.494</b>	<b>18</b>	<b>50</b>	<b>.360</b>	<b>45</b>	<b>71</b>	<b>.634</b>	<b>8</b>	<b>65</b>	<b>73</b>	<b>4.1</b>	<b>23</b>	<b>0</b>	<b>24</b>	<b>21</b>	<b>5</b>	<b>17</b>	<b>229</b>	<b>12.7</b>

• Cayman Islands Classic All-Tournament Team

**NOTING CHEATHAM**

- One of NU's most experienced players, as he has made 91 career starts and totaled over 1,000 career points in his college career
- Totaled 10 points, including a pair of 3-pointers, and three assists against Indiana
- Held to nine points and three boards in the loss to No. 21 Ohio State, snapping a streak of five straight games in double figures
- Totaled 10 points and three steals at Northwestern
- Had 13 of his 14 points in the first half in the win over Iowa and added six boards
- Paced NU with 16 points and three rebounds against Rutgers
- Led Nebraska with 17 points, including 8-of-9 from the foul line, in the win over Texas A&M-CC
- Finished with nine points and a season-high four assists in the win over Purdue
- Came up big at Indiana, finishing with 21 points and six rebounds in a season-high 41 minutes of work
- Led NU with 14 points and added five boards at Creighton
- Recorded his first career double-double with 14 points and a career-high 11 rebounds at Georgia Tech
- Earned a spot on the Cayman Islands Classic All-Tournament team, averaging 19.3 points per game on 70 percent shooting along with 3.7 rebounds per game
- Scored a career-high 26 points in the win over South Florida, hitting 8-of-11 shots from the field and 9-of-11 from the foul line.
- Led NU with 19 points on 8-of-10 shooting along with seven rebounds in the victory over Washington State
- Grabbed a team-high seven rebounds and had five points in the win over Southern
- Shined in the win over South Dakota State with 17 points on 8-of-11 shooting, six boards and three assists
- Spent the 2018-19 season at Florida Gulf Coast, averaging 13.2 points and 4.8 rebounds per game, as he reached double figures eight times in 10 games before missing the rest of the season with a shoulder injury
- Began his collegiate career at Marquette, where he spent two-plus seasons, and was named the team's best defensive player in 2015-16 and 2016-17
- Earned All-Big East Freshman team honors, averaging 11.8 points, 3.4 rebounds and 2.2 assists per game as he started all 33 games
- Was a top-100 recruit by all the major recruiting services at Pembroke Pines Charter High School, where he averaged 24.0 points, 5.0 rebounds and 3.0 assists per game

**MISC. STATS**

Category	2019-20	Career*
Double-Figure Scoring	13	58
Double-Figure Rebounding	1	1
Double-Figure Assists	0	0
Double-Doubles	1	1
Led NU in Scoring	6	6
Led NU in Rebounding	2	2
Led NU in Assists	1	1
20+ Point Games	2	10
30+ Point Games	0	0

\*Includes Marquette and Florida Gulf Coast

**TOP PERFORMANCES OF 2019-20**

Category	No.	Opponent (Date)
Points	26	vs. South Florida (11/27/19)
	21	at Indiana (12/13/19)
	19	vs. Washington State (11/25/19)
	17	South Dakota State (11/15/19)
	17	Texas A&M-CC (12/29/19)
Rebounds	11	at Georgia Tech (12/4/19)
	7	Southern (11/22/19)
	7	vs. Washington State (11/25/19)
Assists	4	Purdue (12/15/19)
	3	Indiana (1/18/20)
	3	UC Riverside (11/5/19)
	3	South Dakota State (11/15/19)
	3	at Indiana (12/13/19)




**#23 JERVAY GREEN** | 6-3 | 210 | Jr. | G | Denver, Colo.

**CAREER STATS**

Year	GP	GS	Total										Rebounds												
			Min	Avg	FG	FGA	Pct	3FG	3FGA	Pct	FT	FTA	Pct	Off	Def	Tot	Avg	PF	FO	Ass	TO	Blk	Stl	Pts	Avg
2019-20	14	9	372	26.6	43	113	.381	20	64	.313	16	29	.552	13	46	59	4.2	30	1	30	26	5	14	122	8.7
<b>TOTAL</b>	<b>14</b>	<b>9</b>	<b>372</b>	<b>26.6</b>	<b>43</b>	<b>113</b>	<b>.381</b>	<b>20</b>	<b>64</b>	<b>.313</b>	<b>16</b>	<b>29</b>	<b>.552</b>	<b>13</b>	<b>46</b>	<b>59</b>	<b>4.2</b>	<b>30</b>	<b>1</b>	<b>30</b>	<b>26</b>	<b>5</b>	<b>14</b>	<b>122</b>	<b>8.7</b>

**2019-20 GAME BY GAME**

Opponent	Date	GS	Min	TOTAL			3-PTS			REBOUNDS			PF	FO	A	TO	Blk	Stl	Pts	Avg				
				FG	FGA	Pct	3FG	FGA	Pct	FT	FTA	Pct									Off	Def	Tot	Avg
UC Riverside	11/05/19	*	33	2	9	.222	1	5	.200	0	2	.000	1	1	2	2.0	5	1	2	3	2	5	5.0	
Southern Utah	11/09/19	*	46	6	18	.333	2	8	.250	4	6	.667	2	6	8	5.0	2	0	1	2	1	3	18	11.5
South Dakota St.	11/15/19	*	24	3	7	.429	0	3	.000	0	0	.000	0	4	4	4.7	2	0	5	2	0	0	6	9.7
Southern	11/22/19	*	36	7	12	.583	4	6	.667	4	7	.571	1	3	4	4.5	2	0	6	3	0	2	22	12.8
vs. Washington St.	11/25/19	*	27	5	9	.556	3	5	.600	3	4	.750	2	6	8	5.2	3	0	2	1	0	0	16	13.4
vs. George Mason	11/26/19	*	24	1	7	.143	0	5	.000	0	0	.000	1	3	4	5.0	3	0	5	2	0	1	2	11.5
vs. South Florida	11/27/19	*	27	1	4	.250	1	3	.333	0	0	.000	0	3	3	4.7	1	0	0	3	0	0	3	10.3
at Georgia Tech	12/04/19	*	34	4	13	.308	3	10	.300	0	2	.000	1	4	5	4.8	3	0	2	3	0	1	11	10.4
at Creighton	12/7/19	*	32	3	8	.375	1	6	.167	3	5	.600	2	4	6	4.9	1	0	1	2	1	1	10	10.3
at Indiana	12/13/19																							
Purdue	12/15/19																							
North Dakota	12/21/19		16	1	2	.500	1	1	1.000	0	0	.000	0	4	4	4.8	1	0	2	0	0	0	3	9.6
TAMU-Corpus Christi	12/29/19		26	3	8	.375	0	2	.000	2	3	.667	1	2	3	4.6	3	0	2	2	0	2	8	9.5
Rutgers	1/3/20		23	2	8	.250	2	6	.333	0	0	.000	1	2	3	4.5	2	0	2	1	0	2	6	9.2
Iowa	1/7/20																							
at Northwestern	1/11/20																							
at No. 21 Ohio State	1/14/20		17	4	6	.667	2	3	.667	0	0	.000	1	3	4	4.5	0	0	0	1	0	0	10	9.2
Indiana	1/18/20		7	1	2	.500	0	1	.000	0	0	.000	0	1	1	4.2	2	0	0	1	0	0	2	8.7
<b>Totals</b>		<b>9</b>	<b>372</b>	<b>43</b>	<b>113</b>	<b>.381</b>	<b>20</b>	<b>64</b>	<b>.313</b>	<b>16</b>	<b>29</b>	<b>.552</b>	<b>13</b>	<b>46</b>	<b>59</b>	<b>4.2</b>	<b>30</b>	<b>1</b>	<b>30</b>	<b>26</b>	<b>5</b>	<b>14</b>	<b>122</b>	<b>8.7</b>

**NOTING GREEN**

- Junior college transfer who has been an impact addition to the Husker backcourt
- Hit 4-of-6 shots, including a pair of 3-pointers, in 17 minutes off the bench at No. 21 Ohio State
- Did not play in the win over Iowa or at Northwestern
- Finished with six points, three boards and a pair of assists against Rutgers
- Had eight points, two assists, two steals and two rebounds in 26 minutes vs. Texas A&M-Corpus Christi
- Missed the Indiana and Purdue games because of a violation of team rules, but returned to action against North Dakota and had three points and four rebounds in 15 minutes
- Had 10 points and six boards at Creighton
- Finished with 11 points, including a trio of 3-pointers and five rebounds against Georgia Tech
- Dished out five assists and grabbed four rebounds in the loss to George Mason
- Totaled 16 points and tied for the team lead with eight rebounds in the win over Washington State
- Keyed Nebraska's overtime win over Southern with a season-high 22 points, including four 3-pointers, along with six assists and four rebounds, as he scored six points in overtime
- Turned in a solid all-around effort against South Dakota State with six points, five assists and four boards in 24 minutes
- Nearly totaled a double-double against Southern Utah with 18 points and eight boards in 46 minutes
- Rated as the top combo guard and No. 8 overall JC player in the country according to JUCORcruiting.com
- Spent two seasons at Western Nebraska Community College, where he totaled 1,278 points to rank second in school history, while also finishing in the top-10 on career charts for assists (fifth, 297), steals (seventh, 114) and 3-pointers (sixth, 134)
- Earned NJCAA All-America honors as a sophomore, averaging 23.6 points, 5.7 rebounds and 5.3 assists per game
- Region IX Co-Player of the Year finished eighth nationally in scoring and totaled six 30-point games in 2018-19
- Third Western Nebraska CC product to play at NU, joining Bernard Garner, who played on a pair of postseason squads in the mid-1990s and Mike Peltz, who walked on the team during the 2012-13 and 2013-14 seasons
- Attended George Washington High School in Denver where he averaged nearly 20 points, four rebounds, four assists and three steals for a team that went 25-3 and was the Class 5A runner-up as a senior
- Set the school's single-game scoring record with 64 points, breaking the mark held by former NBA star Chauncey Billups.

**MISC. STATS**

Category	2019-20	Career
Double-Figure Scoring	6	6
Double-Figure Rebounding	0	0
Double-Figure Assists	0	0
Double-Doubles	0	0
Led NU in Scoring	1	1
Led NU in Rebounding	1	1
Led NU in Assists	2	2
20+ Point Games	1	1
30+ Point Games	0	0

**TOP PERFORMANCES OF 2019-20**

Category	No.	Opponent (Date)
Points	22	Southern (11/22/19)
	18	Southern Utah (11/9/19)
	16	vs. Washington State (11/25/19)
Rebounds	8	Southern Utah (11/9/19)
	8	vs. Washington State (11/25/19)
	6	at Creighton (12/7/19)
Assists	6	Southern (11/22/19)
	5	vs. George Mason (11/26/19)
	5	South Dakota State (11/15/19)



**#24 YVAN OUEDRAOGO** | 6-9 | 260 | Fr. | F | Bordeaux, France

**CAREER STATS**

Year	GP	GS	Total										Rebounds												
			Min	Avg	FG	FGA	Pct	3FG	3FGA	Pct	FT	FTA	Pct	Off	Def	Tot	Avg	PF	FO	Ast	TO	Blk	Stl	Pts	Avg
2019-20	18	18	384	21.3	43	100	.430	0	0	.000	21	44	.477	46	66	112	6.2	28	0	12	27	5	7	107	5.9
<b>TOTAL</b>	<b>18</b>	<b>18</b>	<b>384</b>	<b>21.3</b>	<b>43</b>	<b>100</b>	<b>.430</b>	<b>0</b>	<b>0</b>	<b>.000</b>	<b>21</b>	<b>44</b>	<b>.477</b>	<b>46</b>	<b>66</b>	<b>112</b>	<b>6.2</b>	<b>28</b>	<b>0</b>	<b>12</b>	<b>27</b>	<b>5</b>	<b>7</b>	<b>107</b>	<b>5.9</b>

**2019-20 GAME BY GAME**

Opponent	Date	GS	Min	TOTAL			3-PTS			REBOUNDS			PF	FO	A	TO	Blk	Stl	Pts	Avg				
				FG	FGA	Pct	3FG	FGA	Pct	FT	FTA	Pct									Off	Def	Tot	Avg
UC Riverside	11/05/19	*	21	4	6	.667	0	0	.000	1	4	.250	0	3	3	3.0	1	0	1	1	2	9	9.0	
Southern Utah	11/09/19	*	14	1	6	.167	0	0	.000	0	0	.000	2	3	5	4.0	1	0	0	2	0	0	2	5.5
South Dakota St.	11/15/19	*	21	3	7	.429	0	0	.000	0	1	.000	6	6	12	6.7	4	0	2	5	0	0	6	5.7
Southern	11/22/19	*	22	3	4	.750	0	0	.000	5	7	.714	1	3	4	6.0	0	0	0	0	1	0	11	7.0
vs. Washington St.	11/25/19	*	14	2	4	.500	0	0	.000	0	2	.000	1	0	1	5.0	1	0	0	2	0	0	4	6.4
vs. George Mason	11/26/19	*	20	1	2	.500	0	0	.000	0	0	.000	3	2	5	5.0	1	0	0	1	2	2	2	5.7
vs. South Florida	11/27/19	*	24	2	3	.667	0	0	.000	2	2	1.000	1	4	5	5.0	2	0	0	1	0	0	6	5.7
at Georgia Tech	12/04/19	*	23	1	5	.200	0	0	.000	1	4	.250	4	3	7	5.3	0	0	1	2	0	1	3	5.4
at Creighton	12/7/19	*	12	1	5	.200	0	0	.000	0	2	.000	1	2	3	5.0	1	0	0	1	0	0	2	5.0
at Indiana	12/13/19	*	32	4	11	.364	0	0	.000	1	4	.250	5	5	10	5.5	4	0	1	2	0	1	9	5.4
Purdue	12/15/19	*	17	3	6	.500	0	0	.000	0	0	.000	0	5	5	5.5	0	0	0	0	0	0	6	5.5
North Dakota	12/21/19	*	25	3	10	.300	0	0	.000	3	6	.500	4	5	9	5.8	1	0	1	1	0	0	9	5.8
TAMU-Corpus Christi	12/29/19	*	25	3	5	.600	0	0	.000	5	7	.714	6	8	14	6.4	3	0	1	2	0	0	11	6.2
Rutgers	1/3/20	*	21	2	5	.400	0	0	.000	0	0	.000	3	1	4	6.2	1	0	0	1	0	0	4	6.0
Iowa	1/7/20	*	22	2	4	.500	0	0	.000	1	2	.500	0	7	7	6.3	2	0	3	3	0	1	5	5.9
at Northwestern	1/11/20	*	19	2	5	.400	0	0	.000	0	0	.000	3	5	8	6.4	3	0	0	0	0	0	4	5.8
at No. 21 Ohio State	1/14/20	*	30	4	8	.500	0	0	.000	2	3	.667	4	1	5	6.3	2	0	2	2	1	0	10	6.1
Indiana	1/18/20	*	22	2	4	.500	0	0	.000	0	0	.000	2	3	5	6.2	1	0	0	1	0	0	4	5.9
<b>Totals</b>		<b>18</b>	<b>384</b>	<b>43</b>	<b>100</b>	<b>.430</b>	<b>0</b>	<b>0</b>	<b>.000</b>	<b>21</b>	<b>44</b>	<b>.477</b>	<b>46</b>	<b>66</b>	<b>112</b>	<b>6.2</b>	<b>28</b>	<b>0</b>	<b>12</b>	<b>27</b>	<b>5</b>	<b>7</b>	<b>107</b>	<b>5.9</b>

**NOTING OUEDRAOGO**


- Freshman who doesn't turn 18 until following the Big Ten Tournament and is believed to be the youngest player in the Big Ten
- Tallied 10 points and five rebounds in 30 minutes in the loss at No. 21 Ohio State
- Grabbed eight rebounds and had four points in 19 minutes at Northwestern
- Finished with five points and seven rebounds in the Huskers' win over Iowa
- Recorded his first double-double - and the first by a Husker freshman since 2013 - with 11 points and a career-high 14 rebounds against Texas A&M-Corpus Christi
- Came come to a double double with nine points and nine rebounds in 25 minutes vs. North Dakota
- Totaled six points and five rebounds in 16 minutes in the win over Purdue
- Nearly posted a double-double in his Big Ten debut, finishing with nine points and a team-high 10 boards in a career-high 33 minutes at Indiana
- Grabbed seven rebounds and added three points at Georgia Tech
- Totaled six points and a team-high five rebounds in the win over South Florida
- Reached double figures for the first time in his career with 11 points, including six in overtime, and four rebounds against Southern
- Grabbed a season-high 12 rebounds and scored six points in 21 minutes vs. South Dakota State
- Totaled nine points and five boards in his collegiate debut against UC Riverside
- Spent the summer playing for the French U-18 National Team, helping France to a 6-1 record and fifth-place finish at the European Championships
- Attended the National Institute of Sport, Expertise and Performance (INSEP), a program which produced Clint Capela, Boris Diaw and Tony Parker, among others
- Represented France in the 2018 FIBA U-16 European Championships, when he averaged 12.7 points and 9.7 rebounds per game to earn team MVP honors

**MISC. STATS**

Category	2019-20	Career
Double-Figure Scoring	3	3
Double-Figure Rebounding	3	3
Double-Figure Assists	0	0
Double-Doubles	1	1
Led NU in Scoring	0	0
Led NU in Rebounding	6	6
Led NU in Assists	0	0
20+ Point Games	0	0
30+ Point Games	0	0

**TOP PERFORMANCES OF 2019-20**

Category	No.	Opponent (Date)
Points	11	Texas A&M-CC (12/29/19)
	11	Southern (11/22/19)
	10	at Ohio State (1/14/20)
Rebounds	14	Texas A&M-CC (12/29/19)
	12	South Dakota State (11/15/19)
	10	at Indiana (12/13/19)
Blocks	2	vs. George Mason (11/26/19)
	1	UC Riverside (11/5/19)
	1	Southern (11/22/19)



**#25 MATEJ KAVAS** | 6-8 | 200 | Sr. | F | Ljubljana, Slovenia

### CAREER STATS

Year	GP	GS	Total									Rebounds													
			Min	Avg	FG	FGA	Pct	3FG	3FGA	Pct	FT	FTA	Pct	Off	Def	Tot	Avg	PF	FO	Ast	TO	Blk	Stl	Pts	Avg
2016-17*	27	0	549	20.3	81	185	.438	42	104	.404	29	42	.690	11	68	79	2.9	51	2	15	23	9	6	233	8.6
2017-18*	33	31	1038	31.5	171	361	.474	91	196	.464	68	86	.791	38	131	169	5.1	100	1	41	67	7	13	501	15.2
2018-19*	24	16	555	23.1	82	179	.458	44	96	.458	38	48	.792	14	96	110	4.6	33	0	16	20	1	6	246	10.3
2019-20	18	1	269	14.9	30	83	.361	18	57	.316	13	19	.684	1	18	19	1.1	19	0	9	8	2	3	91	5.1
<b>TOTAL</b>	<b>18</b>	<b>1</b>	<b>269</b>	<b>14.9</b>	<b>30</b>	<b>83</b>	<b>.361</b>	<b>18</b>	<b>57</b>	<b>.316</b>	<b>13</b>	<b>19</b>	<b>.684</b>	<b>1</b>	<b>18</b>	<b>19</b>	<b>1.1</b>	<b>19</b>	<b>0</b>	<b>9</b>	<b>8</b>	<b>2</b>	<b>3</b>	<b>91</b>	<b>5.1</b>
<i>All*</i>	<i>102</i>	<i>48</i>	<i>2417</i>	<i>23.7</i>	<i>364</i>	<i>808</i>	<i>.450</i>	<i>195</i>	<i>453</i>	<i>.430</i>	<i>148</i>	<i>195</i>	<i>.759</i>	<i>64</i>	<i>313</i>	<i>377</i>	<i>3.7</i>	<i>203</i>	<i>3</i>	<i>81</i>	<i>118</i>	<i>19</i>	<i>28</i>	<i>1071</i>	<i>10.5</i>

### 2019-20 GAME BY GAME

Opponent	Date	GS	Min	TOTAL			3-PTS			REBOUNDS			PF	FO	A	TO	Blk	Stl	Pts	Avg				
				FG	FGA	Pct	3FG	FGA	Pct	FT	FTA	Pct									Off	Def	Tot	Avg
UC Riverside	11/05/19	25	3	5	.600	2	3	.667	2	3	.667	0	1	1	1.0	1	0	1	1	0	10	10.0		
Southern Utah	11/09/19	19	0	3	.000	0	2	.000	2	4	.500	0	2	2	1.5	2	0	0	0	0	2	6.0		
South Dakota St.	11/15/19	17	1	6	.167	0	4	.000	0	0	.000	0	3	3	2.0	1	0	0	1	0	2	4.7		
Southern	11/22/19	21	3	6	.500	3	6	.500	1	1	1.000	0	1	1	1.8	0	0	0	2	1	1	10	6.0	
vs. Washington St.	11/25/19	14	1	3	.333	0	1	.000	0	0	.000	0	0	0	1.4	2	0	0	0	0	2	5.2		
vs. George Mason	11/26/19	16	2	7	.286	1	4	.250	5	6	.833	0	2	2	1.5	2	0	2	0	0	10	6.0		
vs. South Florida	11/27/19	17	3	4	.750	0	0	.000	0	0	.000	0	0	0	1.3	0	0	1	0	0	6	6.0		
at Georgia Tech	12/04/19	12	0	3	.000	0	2	.000	0	0	.000	0	1	1	1.3	1	0	1	0	0	0	5.3		
at Creighton	12/7/19	24	4	8	.500	3	7	.429	0	0	.000	0	0	0	1.1	2	0	1	1	0	11	5.9		
at Indiana	12/13/19	10	0	3	.000	0	3	.000	0	0	.000	0	0	0	1.0	2	0	0	0	0	0	5.3		
Purdue	12/15/19	18	2	8	.250	0	4	.000	0	0	.000	0	3	3	1.2	0	0	1	1	0	4	5.2		
North Dakota	12/21/19	17	4	5	.800	4	5	.800	0	0	.000	0	0	0	1.1	1	0	0	0	0	1	12	5.8	
TAMU-Corpus Christi	12/29/19	18	4	9	.444	2	6	.333	0	1	.000	1	4	5	1.4	3	0	1	2	0	1	10	6.1	
Rutgers	1/3/20	12	1	5	.200	1	5	.200	0	0	.000	0	0	0	1.3	1	0	0	0	0	3	5.9		
Iowa	1/7/20	7	0	0	.000	0	0	.000	0	0	.000	0	0	0	1.2	0	0	1	0	1	0	5.5		
at Northwestern	1/11/20	12	2	5	.400	2	4	.500	3	4	.750	0	1	1	1.2	1	0	0	0	0	9	5.7		
at No. 21 Ohio State	1/14/20	7	0	1	.000	0	0	.000	0	0	.000	0	0	0	1.1	0	0	0	0	0	0	5.4		
Indiana	1/18/20	3	0	2	.000	0	1	.000	0	0	.000	0	0	0	1.1	0	0	0	0	0	0	5.1		
<b>Totals</b>		<b>1</b>	<b>269</b>	<b>30</b>	<b>83</b>	<b>.361</b>	<b>18</b>	<b>57</b>	<b>.316</b>	<b>13</b>	<b>19</b>	<b>.684</b>	<b>1</b>	<b>18</b>	<b>19</b>	<b>1.1</b>	<b>19</b>	<b>0</b>	<b>9</b>	<b>8</b>	<b>2</b>	<b>3</b>	<b>91</b>	<b>5.1</b>

### NOTING KAVAS

- Graduate transfer who is an excellent shooter and gives NU scoring punch off the bench
- Came off the bench and had nine points in 13 minutes at Northwestern
- Reached double figures for the second straight game with 10 points and a season-high five boards against Texas A&M-Corpus Christi
- Nearly rallied the Huskers back against North Dakota, hitting three of his four 3-pointers in the final eight minutes, including one which gave the Huskers a 71-69 lead, as he finished with a season-high 12 points on 4-of-5 shooting
- Set then-season highs in points (11) and 3-pointers (three) in 24 minutes at Creighton
- Made his first start as a Husker against South Florida, finishing with six points on 3-of-4 shooting in 17 minutes
- Had 10 points, two rebounds and two assists in the loss to George Washington
- Went over 1,000 career points with 10 points, including a trio of 3-pointers, in 21 minutes against Southern
- Reached double figures in his Husker debut with 10 points in 25 minutes against UC Riverside
- Spent four seasons at Seattle University before graduating in the summer of 2019, totaling nearly 1,000 points, including 177 3-pointers
- Was a preseason All-WAC pick before missing significant time with a shin injury in 2018-19, but still averaged 10.3 points and 4.6 rebounds per game while shooting 46 percent from 3-point range
- Named second-team All-WAC as a sophomore, averaging 15.2 points, 5.1 rebounds and 1.2 assists per game while pacing the conference in both 3-point percentage (.464) and 3-pointers per game (2.8)
- Was WAC Freshman of the Year in 2016-17, averaging 8.6 points per game while shooting 40 percent from 3-point range
- His older brother (Andraz) plays professionally overseas after his college career at Harding (Ark.) University

### MISC. STATS

Category	2019-20	Career*
Double-Figure Scoring	6	61
Double-Figure Rebounding	0	3
Double-Figure Assists	0	0
Double-Doubles	0	2
Led NU in Scoring	0	0
Led NU in Rebounding	0	0
Led NU in Assists	0	0
20+ Point Games	0	12
30+ Point Games	0	0

\*Includes Seattle

### TOP PERFORMANCES OF 2019-20

Category	No.	Opponent (Date)
Points	12	North Dakota (12/21/19)
	11	at Creighton (12/7/19)
	10	UC Riverside (11/5/19)
	10	Southern (11/22/19)
	10	vs. George Mason (11/26/19)
	10	Texas A&M-CC (12/29/19)
Rebounds	5	Texas A&M-CC (12/29/19)
	3	Purdue (12/15/19)
	3	South Dakota State (11/15/19)
Assists	2	vs. George Mason (11/26/19)



**#30 CHARLIE EASLEY** | 6-2 | 190 | Fr. | G | Lincoln, Neb.

**CAREER STATS**

Year	Total											Rebounds													
	GP	GS	Min	Avg	FG	FGA	Pct	3FG	3FGA	Pct	FT	FTA	Pct	Off	Def	Tot	Avg	PF	FO	Ast	TO	Blk	Stl	Pts	Avg
2019-20	14	0	86	6.1	7	18	.389	3	11	.273	8	11	.727	2	2	4	0.3	7	0	4	3	0	6	25	1.8
<b>TOTAL</b>	<b>14</b>	<b>0</b>	<b>86</b>	<b>6.1</b>	<b>7</b>	<b>18</b>	<b>.389</b>	<b>3</b>	<b>11</b>	<b>.273</b>	<b>8</b>	<b>11</b>	<b>.727</b>	<b>2</b>	<b>2</b>	<b>4</b>	<b>0.3</b>	<b>7</b>	<b>0</b>	<b>4</b>	<b>3</b>	<b>0</b>	<b>6</b>	<b>25</b>	<b>1.8</b>

**2019-20 GAME BY GAME**

Opponent	Date	GS	Min	TOTAL			3-PTS			REBOUNDS			PF	FO	A	TO	Blk	Stl	Pts	Avg				
				FG	FGA	Pct	3FG	FGA	Pct	FT	FTA	Pct									Off	Def	Tot	Avg
UC Riverside	11/05/19	1	0	0	0	.000	0	0	.000	0	0	.000	1	0	1	1.0	0	0	0	1	0	0	0	0.0
Southern Utah	11/9/19	DNP																						
South Dakota St.	11/15/19	1	0	0	0	.000	0	0	.000	0	2	.000	0	0	0	0.5	0	0	0	0	0	0	0	0.0
Southern	11/22/19	DNP																						
vs. Washington State	11/25/19	DNP																						
vs. George Mason	11/26/19	1	0	0	0	.000	0	0	.000	0	0	.000	0	0	0	0.3	0	0	0	0	0	0	0	0.0
vs. South Florida	11/27/19	DNP																						
at Georgia Tech	12/04/19	1	0	0	0	.000	0	0	.000	0	0	.000	0	0	0	0.3	0	0	0	1	0	0	0	0.0
at Creighton	12/7/19	4	2	2	1.000	0	0	.000	0	0	.000	0	0	0	0.2	0	0	0	1	0	0	0	4	0.8
at Indiana	12/13/19	2	0	1	.000	0	0	.000	0	0	.000	0	0	0	0.2	2	0	0	0	0	0	0	0	0.7
Purdue	12/15/19	10	0	0	.000	0	0	.000	2	2	1.000	0	1	1	0.3	0	0	0	0	0	0	0	2	0.9
North Dakota	12/21/19	2	0	0	.000	0	0	.000	0	0	.000	0	0	0	0.3	0	0	0	0	0	0	0	0	0.8
TAMU-Corpus Christi	12/29/19	8	1	3	.333	1	3	.333	0	0	.000	0	0	0	0.2	0	0	0	1	0	0	0	3	1.0
Rutgers	1/3/20	3	1	2	.500	0	1	.000	3	3	1.000	0	0	0	0.2	0	0	0	0	0	0	1	5	1.4
Iowa	1/7/20	16	0	3	.000	0	3	.000	1	2	.500	0	1	1	0.3	2	0	1	0	0	0	2	1	1.4
at Northwestern	01/11/20	12	1	3	.333	0	1	.000	0	0	.000	0	0	0	0.3	0	0	1	0	0	0	0	2	1.4
at No. 21 Ohio State	1/14/20	9	0	0	.000	0	0	.000	0	0	.000	0	0	0	0.2	1	0	1	0	0	0	0	0	1.3
Indiana	1/18/20	16	2	4	.500	2	3	.667	2	2	1.000	1	0	1	0.3	2	0	0	0	0	3	8	1.8	
<b>Totals</b>		<b>0</b>	<b>86</b>	<b>7</b>	<b>18</b>	<b>.389</b>	<b>3</b>	<b>11</b>	<b>.273</b>	<b>8</b>	<b>11</b>	<b>.727</b>	<b>2</b>	<b>2</b>	<b>4</b>	<b>0.3</b>	<b>7</b>	<b>0</b>	<b>4</b>	<b>3</b>	<b>0</b>	<b>6</b>	<b>25</b>	<b>1.8</b>

**NOTING EASLEY**

- True freshman who walked on to the team after a prolific high school career at Lincoln Pius X High School
- Was put on scholarship for the spring semester on Jan. 10
- Keyed NU's second-half comeback against Indiana with a career-high eight points and three steals in 16 minutes
- Dished out an assist in nine minutes at No. 21 Ohio State
- Had two points and an assist in 12 minutes at Northwestern
- Played a key role in the win over Iowa, playing a career-high 16 minutes and recording a pair of steals
- Had a season-high five points and a steal in three minutes of work against Rutgers
- Played eight minutes in the win over Texas A&M-CC, hitting his first career 3-pointer in the process
- Saw his most extensive action in the win over Purdue, playing nine minutes and scoring a pair of points
- Played two minutes against Indiana, but missed his only shot from the field
- Had four points and an assist in four minutes against Creighton
- Saw action in the loss at Georgia Tech
- Played against George Mason, but had no stats in the loss to the Patriots
- Saw action in NU's win over South Dakota State, but did not score
- Played the final minute of NU's season opener against UC Riverside
- Was a three-year starter who finished with a school-record 1,412 points
- Guided Pius X to a 27-2 record and a Class B state title in 2019 after averaging 23.3 points, 6.1 rebounds, 4.1 assists and 3.1 steals per game
- Was AAU teammates with fellow Husker freshmen Akol Arop, Jace Piatkowski and Bret Porter

**MISC. STATS**

Category	2019-20	Career
Double-Figure Scoring	0	0
Double-Figure Rebounding	0	0
Double-Figure Assists	0	0
Double-Doubles	0	0
Led NU in Scoring	0	0
Led NU in Rebounding	0	0
Led NU in Assists	0	0
20+ Point Games	0	0
30+ Point Games	0	0

**TOP PERFORMANCES OF 2019-20**

Category	No.	Opponent (Date)
Points	8	Indiana (1/18/20)
	5	Rutgers (1/3/20)
	4	at Creighton (12/7/19)
Rebounds	1	Iowa (1/3/20)
	1	Indiana (1/18/20)
	1	UC Riverside (11/5/19)
	1	Purdue (12/15/19)
Assists	1	at Creighton (12/7/19)
	1	at Northwestern (1/11/20)



### #34 THORIR THORBJARNARSON | 6-6 | 205 | Jr. | G | Reykjavik, Iceland

#### CAREER STATS

Year	Total											Rebounds													
	GP	GS	Min	Avg	FG	FGA	Pct	3FG	3FGA	Pct	FT	FTA	Pct	Off	Def	Tot	Avg	PF	FO	Ast	TO	Blk	Stl	Pts	Avg
2017-18	9	0	19	2.1	3	7	.429	2	5	.400	0	0	.000	1	3	4	0.4	4	0	3	1	0	1	8	0.9
2018-19	25	7	307	12.3	19	56	.339	4	23	.174	8	12	.667	10	43	53	2.1	25	0	29	13	5	14	50	2.0
2019-20	18	10	458	25.4	52	104	.500	28	61	.459	14	19	.737	5	74	79	4.4	37	1	20	17	2	19	146	8.1
<b>TOTAL</b>	<b>52</b>	<b>17</b>	<b>784</b>	<b>15.1</b>	<b>74</b>	<b>167</b>	<b>.443</b>	<b>34</b>	<b>89</b>	<b>.382</b>	<b>22</b>	<b>31</b>	<b>.710</b>	<b>16</b>	<b>120</b>	<b>136</b>	<b>2.6</b>	<b>66</b>	<b>1</b>	<b>52</b>	<b>31</b>	<b>7</b>	<b>34</b>	<b>204</b>	<b>3.9</b>

#### 2019-20 GAME BY GAME

Opponent	Date	GS	Min	TOTAL			3-PTS			REBOUNDS			PF	FO	A	TO	Blk	Stl	Pts	Avg				
				FG	FGA	Pct	3FG	3FGA	Pct	FT	FTA	Pct									Off	Def	Tot	Avg
UC Riverside	11/05/19	15	0	0	.000	0	0	.000	0	0	.000	1	3	4	4.0	0	0	1	0	0	0	0.0		
Southern Utah	11/09/19	22	2	3	.667	1	2	.500	2	2	1.000	0	4	4	4.0	1	0	0	1	0	1	7	3.5	
South Dakota St.	11/15/19	16	2	6	.333	1	4	.250	0	0	.000	0	4	4	4.0	2	0	1	0	0	1	5	4.0	
Southern	11/22/19	24	2	3	.667	2	2	1.000	1	2	.500	0	2	2	3.5	3	0	0	0	1	0	7	4.8	
vs. Washington St.	11/25/19	17	1	2	.500	1	1	1.000	0	0	.000	0	2	2	3.2	2	0	0	1	0	1	3	4.4	
vs. George Mason	11/26/19	20	1	3	.333	0	1	.000	0	1	.000	0	4	4	3.3	1	0	0	1	0	0	2	4.0	
vs. South Florida	11/27/19	17	2	5	.400	0	2	.000	0	0	.000	0	3	3	3.3	1	0	0	0	0	0	4	4.0	
at Georgia Tech	12/04/19	21	4	7	.571	1	2	.500	2	2	1.000	2	5	7	3.8	2	0	0	3	1	2	11	4.9	
at Creighton	12/7/19	* 24	4	5	.800	4	5	.800	0	0	.000	0	3	3	3.7	2	0	0	1	0	0	12	5.7	
at Indiana	12/13/19	* 42	7	12	.583	3	5	.600	0	0	.000	0	1	1	3.4	4	0	1	1	0	0	17	6.8	
Purdue	12/15/19	* 29	3	8	.375	2	6	.333	5	6	.833	0	5	5	3.5	2	0	0	2	0	0	13	7.4	
North Dakota	12/21/19	* 22	1	5	.200	0	3	.000	0	0	.000	0	1	1	3.3	0	0	2	1	0	2	2	6.9	
TAMU-Corpus Christi	12/29/19	* 24	3	7	.429	2	4	.500	0	0	.000	0	4	4	3.4	2	0	1	0	0	4	8	7.0	
Rutgers	1/3/20	* 28	2	5	.400	1	2	.500	0	0	.000	0	4	4	3.4	1	0	5	1	0	1	5	6.9	
Iowa	1/7/20	* 36	6	9	.667	3	6	.500	2	4	.500	1	8	9	3.8	3	0	1	2	0	2	17	7.5	
at Northwestern	1/11/20	* 32	2	4	.500	1	3	.333	0	0	.000	0	7	7	4.0	5	1	2	1	0	2	5	7.4	
at No. 21 Ohio State	1/14/20	* 32	5	11	.455	5	8	.625	0	0	.000	0	6	6	4.1	2	0	3	0	0	0	15	7.8	
Indiana	1/18/20	* 37	5	9	.556	1	5	.200	2	2	1.000	1	8	9	4.4	4	0	3	2	0	3	13	8.1	
<b>Totals</b>		<b>10</b>	<b>458</b>	<b>52</b>	<b>104</b>	<b>.500</b>	<b>28</b>	<b>61</b>	<b>.459</b>	<b>14</b>	<b>19</b>	<b>.737</b>	<b>5</b>	<b>74</b>	<b>79</b>	<b>4.4</b>	<b>37</b>	<b>1</b>	<b>20</b>	<b>17</b>	<b>2</b>	<b>19</b>	<b>146</b>	<b>8.1</b>

#### NOTING THORBJARNARSON


- Junior guard with a high basketball IQ and Big Ten experience
- Played one of his best all-around games with 13 points, a team-high nine rebounds, three assists and three steals against Indiana
- Connected on a career-high five 3-pointers, as he finished with 15 points and a team-high six boards at No. 21 Ohio State
- Fouled out at Northwestern and finished with five points, seven boards and two assists in 32 minutes
- Propelled the Huskers to a win over Iowa with season highs in points (17) and rebounds (nine), hitting consecutive 3-pointers after Iowa tied the score at 59
- Finished with five points, a career-high five assists and four rebounds vs. Rutgers
- Totaled 13 points, including a pair of 3-pointers, and five rebounds in a start against Purdue
- Put together a career night at Indiana with 17 points, including three 3-pointers, in 42 minutes, marking his third straight career high in scoring
- Posted his second straight career high with 12 points on 4-of-5 shooting from 3-point range at Creighton
- Totaled 11 points on 4-of-7 shooting and seven boards in 21 minutes at Georgia Tech
- Played in all three games in the Cayman Islands Classic, averaging 3.0 points and 3.0 rebounds per game
- Played a big role in NU's comeback over Southern, scoring seven second-half points, including back-to-back 3-pointers in a 7-0 spurt that trimmed an eight-point deficit to one.
- Gave a spark with five points and four rebounds in 16 minutes off the bench in the win over South Dakota State
- Came off the bench with seven points and four rebounds in 22 minutes against Southern Utah
- Played for the Iceland National Team during the Games of the Small States of Europe in the summer of 2019, averaging 10 points per game
- Was in the rotation during the second half of the 2018-19 season, playing in 25 contests, including seven starts
- Averaged 2.0 points, 2.1 rebounds and 1.2 assists per game, while posting a 2.2-to-1 assist-to-turnover ratio
- Closed his sophomore year with eight points, three assists and two steals in a start against TCU in the 2019 NIT
- Saw limited time as a freshman, appearing in nine games and totaling eight points, four rebounds and three assists
- Nebraska's first scholarship player from Iceland and one of the few players from the nation on Division I teams
- Played for KR Reykjavik in the Icelandic League for three years (2015-17), helping the team to three straight titles and a pair of Icelandic Cups in 2016 and 2017
- Averaged 10.2 points, 2.6 rebounds and 1.9 assists per game for a team that went 26-8 and won the league championship in the top pro league in the country in 2016-17

#### MISC. STATS

Category	2019-20	Career
Double-Figure Scoring	7	7
Double-Figure Rebounding	0	1
Double-Figure Assists	0	0
Double-Doubles	0	0
Led NU in Scoring	2	2
Led NU in Rebounding	3	4
Led NU in Assists	0	1
20+ Point Games	0	0
30+ Point Games	0	0

#### TOP PERFORMANCES OF 2019-20

Category	No.	Opponent (Date)
Points	17	at Indiana (12/13/19)
	17	Iowa (1/3/20)
	15	at Ohio State (1/14/20)
	13	Purdue (12/15/19)
	13	Indiana (1/18/20)
Rebounds	9	Iowa (1/3/20)
	9	Indiana (1/18/20)
	7	at Georgia Tech (12/4/19)
	7	at Northwestern (1/11/20)
Assists	5	Rutgers (1/3/20)
	3	at Ohio State (1/14/20)
	3	Indiana (1/18/20)



**#21 JACE PIATKOWSKI** | 6-4 | 175 | Fr. | G | Omaha, Neb.


**CAREER STATS**

Year	GP	GS	Min	Avg	Total					Rebounds					PF	FO	Ast	TO	Blk	Stl	Pts	Avg
					FG	FGA	Pct	3FG	3FGA	Pct	FT	FTA	Pct	Off								
2019-20	Has not played																					

**2019-20 GAME BY GAME**

**NOTING PIATKOWSKI**

- Walk-on who is expected to redshirt during the 2019-20 season
- Played at Elkhorn South, averaging 18.6 points and 3.3 rebounds per game as a senior, highlighted by a 36-point performance against Lincoln High, to earn honorable-mention all-state honors from the Omaha World-Herald
- Was AAU teammates with fellow Husker freshmen Akol Arop, Charlie Easley and Bret Porter
- His father (Eric) played at Nebraska from 1991-94 and spent 14 years in the NBA
- The elder Piatkowski ranks second in school history with 1,934 points and was a two-time All-Big Eight pick and 1994 Big Eight Tournament MVP



**#44 BRET PORTER** | 6-6 | 215 | Fr. | F | Omaha, Neb.


**CAREER STATS**

Year	GP	GS	Min	Avg	Total					Rebounds					PF	FO	Ast	TO	Blk	Stl	Pts	Avg
					FG	FGA	Pct	3FG	3FGA	Pct	FT	FTA	Pct	Off								
2019-20	Has not played																					

**2019-20 GAME BY GAME**

**NOTING PORTER**

- Walk-on who is expected to redshirt during the 2019-20 season
- Returned from a torn ACL in June of 2018 to play as a senior, averaging 6.2 points and 4.4 rebounds as Millard North High School reached the district final
- Enjoyed a strong junior season, averaging 13.5 points and 7.5 rebounds per game for the Mustangs
- Was AAU teammates with fellow Husker freshmen Akol Arop, Jace Piatkowski and Charlie Easley
- Is a fourth-generation athlete at Nebraska, as his father (Budge, 1975) grandfather (Mort, 1943, 1946-47) and great grandfather (Grove, 1913-15) all played football for the Cornhuskers



**#4 SHAMIEL STEVENSON** | 6-6 | 245 | Jr. | G/F | Toronto, Ontario, Canada

#### CAREER STATS

Year	GP	GS	Min	Avg	Total							Rebounds													
					FG	FGA	Pct	3FG	3FGA	Pct	FT	FTA	Pct	Off	Def	Tot	Avg	PF	FO	Ast	TO	Blk	Stl	Pts	Avg
2017-18*	32	13	761	23.8	95	188	.505	15	40	.375	68	112	.607	27	114	141	4.4	50	0	33	72	8	16	273	8.5
2018-19*	4	0	32	8.0	7	12	.583	1	1	1.000	0	1	.000	0	7	7	1.8	3	0	3	1	1	3	15	3.8
All*	36	13	793	22.0	102	200	.510	16	41	.390	68	113	.602	27	121	148	4.1	53	0	36	73	9	19	288	8.0

#### NOTING STEVENSON

- Will sit out this season following his NCAA appeal being denied on Nov. 26, 2019 and will have two seasons of eligibility remaining
- Played in 32 games, including 13 starts at Pittsburgh in 2017-18, averaging 8.5 points on 51 percent shooting and 4.4 rebounds per game to rank second on the Panthers in rebounds
- Reached double figures 13 times, including a career-high 19 points against Montana
- Played at Hillcrest (Ariz.) Prep, averaging 14.2 points and 6.3 rebounds and was selected to play in the 2017 BioSteel All-Canadian Game



**#13 DERRICK WALKER** | 6-8 | 235 | Jr. | F | Kansas City, Mo.

#### CAREER STATS

Year	GP	GS	Min	Avg	Total							Rebounds													
					FG	FGA	Pct	3FG	3FGA	Pct	FT	FTA	Pct	Off	Def	Tot	Avg	PF	FO	Ast	TO	Blk	Stl	Pts	Avg
2017-18*	34	0	299	8.8	28	47	.596	0	0	.000	10	25	.400	29	46	75	2.2	43	0	9	21	7	3	66	1.9
2018-19*	30	0	160	5.3	10	19	.526	0	0	.000	5	19	.263	8	24	32	1.1	28	0	7	6	3	6	25	0.8
All*	64	0	459	7.2	38	66	.576	0	0	.000	15	44	.341	37	70	107	1.7	71	0	16	27	10	9	91	1.4

#### 2019-20 GAME BY GAME

#### NOTING WALKER

- Walker is sitting out the 2019-20 season after transferring from Tennessee and will have two seasons of eligibility remaining
- Played in 30 games at Tennessee in 2018-19 as the Volunteers reached the NCAA Sweet 16
- Helped the Volunteers to an SEC title in 2017-18, playing in 34 games and averaging 1.9 points and 2.2 rebounds per outing
- A four-star prospect by ESPN who played at Sunrise (Kan.) Christian Academy, averaging 14 points and seven rebounds per game in 2016-17
- Played on MOKAN Elite AAU program with NBA first-round picks Trae Young and Michael Porter Jr.
- Spent freshman-junior years at Raytown High School, the alma mater of former Husker great Tyronn Lue



**#45 DALANO BANTON** | 6-8 | 195 | So. | G | Toronto, Ontario, Canada

#### CAREER STATS

Year	GP	GS	Min	Avg	Total							Rebounds													
					FG	FGA	Pct	3FG	3FGA	Pct	FT	FTA	Pct	Off	Def	Tot	Avg	PF	FO	Ast	TO	Blk	Stl	Pts	Avg
2018-19*	31	12	469	15.1	39	96	.406	8	37	.216	19	34	.559	16	76	92	3.0	27	0	65	52	16	14	105	3.4
All*	31	12	469	15.1	39	96	.406	8	37	.216	19	34	.559	16	76	92	3.0	27	0	65	52	16	14	105	3.4

#### NOTING BANTON

- Transfer from Western Kentucky who will sit out the 2019-20 season and have three years of eligibility remaining
- Reclassified to the class of 2018 to play at Western Kentucky, where he averaged 3.4 points, 3.0 rebounds and 2.1 assists per game
- Made 12 starts and his best performance was a 13-rebound, 10-assist, eight-point effort in a win over No. 15 Wisconsin
- Top 100 recruit (Rivals and 247Sports) who played at Redemption (N.Y.) Christian Academy and was named conference MVP in his final year at the school
- Played in the BioSteel All-Canadian Game, finishing with 19 points on 9-of-16 shooting, eight rebounds and three steals

# UC RIVERSIDE 66, NEBRASKA 47



Official Basketball Box Score - Final  
**UC Riverside at Nebraska**  
 11/09/19 Pinnacle Bank Arena, Lincoln  
 Nebraska vs. UC Riverside

Game Time: 8:06 PM  
 Game Duration: 1:54  
 Attendance: 15,745

Officials: Lamont Simpson, Chris Beaver, Steve Horvack

UC Riverside - 66

Record: 1-0

NO. Name	Min	FG	3P	FT	Rebounds	Fouls	TP	AS	TO	ST	Blocks	+	-
		M/A	M/A	M/A	OR DR	PF					BS	BA	
25 Collan McRae	C 29:01	4-9	0-0	1-2	4 2	4 2	9	2	3	2	1	3	9
0 Dragun Elkaz	G 31:20	5-9	4-8	0-0	1 4	5 4	0	14	0	0	0	0	14
13 Khy Kabbells	G 16:34	1-6	0-1	0-0	0 2	2 0	2	2	1	1	0	0	2
22 Dominick Pickett	G 25:43	2-7	2-4	4-5	0 1	1 2	3	10	0	1	0	0	1
35 George Willborn III	G 29:18	6-11	1-2	0-0	4 14	18 4	0	13	2	6	3	0	7
3 DJ McDonald	22:48	4-6	4-6	3-3	0 2	2 1	3	15	0	2	0	0	21
5 Zyon Pullin	26:18	1-4	1-3	0-0	0 0	0 1	3	3	2	0	0	0	22
11 Zac Watson	18:58	0-3	0-1	0-0	4 8	12 2	0	4	1	2	1	0	18
Team					2 1	3 0	0	2	1	2	0	0	18
<b>Totals</b>		<b>23-55</b>	<b>12-25</b>	<b>5-9</b>	<b>13 36</b>	<b>49 18</b>	<b>11</b>	<b>66</b>	<b>12</b>	<b>18</b>	<b>8</b>	<b>2</b>	<b>6 19</b>

Technical Fouls: NONE

Nebraska - 47

Record: 6-1

NO. Name	Min	FG	3P	FT	Rebounds	Fouls	TP	AS	TO	ST	Blocks	+	-
		M/A	M/A	M/A	OR DR	PF					BS	BA	
24 Yvan Ouedraogo	F 20:45	4-6	0-0	1-4	0 3	3 1	3	9	1	1	2	1	0
3 Cam Mack	G 32:22	4-13	2-5	1-2	3 6	9 1	4	11	3	2	0	1	-16
11 Dachon Burke	G 22:42	2-7	0-3	3-4	0 2	2 2	0	2	7	0	2	1	0
22 Haanif Cheatham	G 25:59	0-3	0-2	1-2	0 2	2 2	0	2	1	3	1	1	0
23 Jerry Green	G 32:20	2-9	1-5	0-2	1 1	2 5	2	3	2	3	3	0	-9
1 Kevin Cross	14:01	1-10	1-6	1-2	3 0	3 2	1	4	0	0	0	0	-5
25 Matej Kavas	24:39	3-5	2-3	2-3	0 1	1 1	2	10	1	0	0	0	-22
34 Thorir Thorbjarnarson	15:03	0-0	0-0	0-0	1 3	4 0	0	0	1	0	0	0	-6
15 Samari Curtis	09:31	0-1	0-1	0-0	0 0	0 0	0	1	0	0	1	0	-9
0 Akol Arop	01:19	0-1	0-1	0-0	0 1	1 0	0	0	0	0	0	0	-1
30 Charlie Easley	01:19	0-0	0-0	0-0	1 0	1 0	0	0	0	0	0	0	-1
Team					0 1	1 0	0	0	0	0	0	0	-19
<b>Totals</b>		<b>16-55</b>	<b>6-26</b>	<b>9-19</b>	<b>9 20</b>	<b>29 11</b>	<b>18</b>	<b>47</b>	<b>12</b>	<b>11</b>	<b>6</b>	<b>2</b>	<b>-19</b>

Technical Fouls: NONE

UCR	NEB
Biggest lead	20 (2 <sup>nd</sup> 1:19) 9 (1 <sup>st</sup> 13:12)
Best Scoring Run	9 (2 <sup>nd</sup> 13:09) 9 (1 <sup>st</sup> 13:12)
Lead Changes	4
Times Tied	5
Time with Lead	24:14 12:38

Game Notes: Actual Attendance 11,725+

# SOUTHERN UTAH 79, NEBRASKA 78 (2OT)



Official Basketball Box Score - Final  
**Southern Utah at Nebraska**  
 11/09/19 Pinnacle Bank Arena, Lincoln, NE  
 Nebraska vs. Southern Utah

Game Time: 1:01 PM  
 Game Duration: 2:32  
 Attendance: 15,829

Officials: Bill R, Donnie Epply, Brandon Cruz

Southern Utah - 79

Record: 2-0

NO. Name	Min	FG	3P	FT	Rebounds	Fouls	TP	AS	TO	ST	Blocks	+	-
		M/A	M/A	M/A	OR DR	PF					BS	BA	
25 Dwayne Morgan	F 35:11	6-16	0-4	7-8	4 7	11 4	5	19	1	4	2	1	-3
32 Andre Adams	F 25:10	4-7	0-0	1-1	3 8	11 4	1	8	0	1	0	0	-5
3 John Knight III	G 21:12	1-7	0-1	0-0	1 1	2 1	1	2	1	3	0	3	-16
4 Dre Marin	G 37:56	3-10	2-8	2-2	0 5	2 1	10	3	1	0	1	0	11
23 Cameron Oluyitan	G 37:54	5-11	1-4	0-0	1 6	7 3	2	11	0	1	1	0	2
1 Jakob By Long	36:49	4-8	0-1	2-2	1 1	2 4	1	10	2	3	4	0	2
15 Harrison Butler	22:27	3-7	0-0	0-2	0 5	4 2	6	2	0	0	0	0	2
12 Maizen Fausett	23:11	5-10	1-5	2-6	2 6	8 0	4	13	1	3	0	1	6
14 Daouda Ndiaye	10:10	0-0	0-0	0-0	1 1	2 1	0	0	0	0	0	1	0
Team					2 3	5	0	2	0	2	0	0	0
<b>Totals</b>		<b>31-76</b>	<b>4-23</b>	<b>13-21</b>	<b>15 43</b>	<b>58 23</b>	<b>17</b>	<b>79</b>	<b>10</b>	<b>18</b>	<b>7</b>	<b>7</b>	<b>5 1</b>

Shooting By Period	1 <sup>st</sup>	2 <sup>nd</sup>	3 <sup>rd</sup>	4 <sup>th</sup>	OT
1 <sup>st</sup> FG%	12-29 41.4%				
3PT%	4-10 40.0%				
FT%	4-4 100%				
2 <sup>nd</sup> FG%	11-26 42.3%				
3PT%	6-15 40%				
GMFG%	23-55 41.8%				
3PT%	12-25 48.0%				
FT%	8-9 88.9%				
Dead Ball Rebounds:	0, 0				

Nebraska - 78

Record: 6-2

NO. Name	Min	FG	3P	FT	Rebounds	Fouls	TP	AS	TO	ST	Blocks	+	-
		M/A	M/A	M/A	OR DR	PF					BS	BA	
24 Yvan Ouedraogo	F 13:59	1-6	0-0	0-0	2 3	5 1	0	2	0	0	0	0	3
3 Cam Mack	G 41:41	5-14	0-6	3-6	1 6	7 2	5	13	11	3	2	1	0
11 Dachon Burke	G 33:58	4-10	1-4	4-4	0 4	4 3	3	13	2	1	1	1	0
22 Haanif Cheatham	G 35:34	1-3	0-0	2-5	0 5	3 5	4	1	1	2	1	1	3
23 Jerry Green	G 45:34	6-18	2-8	4-6	2 6	8 2	4	18	1	2	3	1	2
1 Kevin Cross	35:50	8-15	1-3	2-2	3 2	5 1	2	19	0	2	0	1	1
25 Matej Kavas	18:47	0-3	0-2	2-4	0 2	2 2	2	0	0	0	0	0	-2
15 Samari Curtis	03:06	0-1	0-1	0-0	0 0	0 0	0	0	1	0	0	0	0
34 Thorir Thorbjarnarson	21:31	2-3	1-2	2-2	0 4	4 1	2	7	0	1	1	1	0
Team					2 2	4	0	0	0	0	0	0	0
<b>Totals</b>		<b>27-73</b>	<b>5-26</b>	<b>19-29</b>	<b>10 34</b>	<b>44 17</b>	<b>23</b>	<b>78</b>	<b>15</b>	<b>13</b>	<b>9</b>	<b>5</b>	<b>7 -1</b>

Technical Fouls: Marin 2<sup>nd</sup> OT 2:39

SU	NEB
Biggest lead	3 (2 <sup>nd</sup> 0:05) 14 (1 <sup>st</sup> 4:10)
Best Scoring Run	7 (2 <sup>nd</sup> 14:12) 9 (1 <sup>st</sup> 4:10)
Lead Changes	9
Times Tied	7
Time with Lead	05:22 37:14

Game Notes: Actual Attendance 11,473+

# NEBRASKA 90, SOUTH DAKOTA STATE 73



Official Basketball Box Score - Final  
**South Dakota St. at Nebraska**  
 11/15/19 Pinnacle Bank Arena, Lincoln  
 Nebraska vs. South Dakota State

Game Time: 8:05 PM  
 Game Duration: 1:55  
 Attendance: 15,946

Officials: Steve McLunkins, Lewis Garrison, Edwin Young

South Dakota St. - 73

Record: 3-2

NO. Name	Min	FG	3P	FT	Rebounds	Fouls	TP	AS	TO	ST	Blocks	+	-
		M/A	M/A	M/A	OR DR	PF					BS	BA	
32 Matt Dentlinger	F 21:17	4-6	0-0	0-0	1 1	2 1	4	8	0	2	0	0	-16
35 Douglas Wilson	F 32:31	6-12	0-0	3-6	8 6	14 1	5	15	1	2	0	2	-21
0 Brandon Key	G 30:27	3-10	0-1	6-8	1 1	2 3	5	12	3	1	1	1	-15
11 Noah Freidel	G 16:01	3-7	0-2	0-0	1 1	2 3	0	6	0	1	0	1	-19
34 Alex Arians	G 22:27	3-7	2-5	0-0	0 4	4 1	1	8	0	3	1	0	-11
31 Baylor Scheierman	23:31	3-10	0-4	0-0	0 8	4 4	0	6	2	0	0	0	-2
23 Owen King	09:12	0-1	0-0	0-0	0 1	1 2	1	0	0	0	0	0	-2
50 David Wingett	22:08	2-8	1-5	0-1	0 4	4 3	1	5	1	2	1	0	-6
2 Tray Buchanan	17:08	5-8	0-2	3-3	0 2	2 1	2	13	0	1	1	1	-3
1 Matt Mims	04:00	0-1	0-1	0-0	0 0	0 0	1	0	0	0	1	0	7
22 Aaron Flegan	01:18	0-0	0-0	0-0	0 0	0 0	0	0	0	0	0	0	3
Team					3 2	5 0	0	1	0	1	0	0	-17
<b>Totals</b>		<b>29-70</b>	<b>3-21</b>	<b>12-18</b>	<b>14 30</b>	<b>44 20</b>	<b>19</b>	<b>73</b>	<b>13</b>	<b>5</b>	<b>4</b>	<b>3</b>	<b>-17</b>

Technical Fouls: NONE

Nebraska - 90

Record: 1-2

NO. Name	Min	FG	3P	FT	Rebounds	Fouls	TP	AS	TO	ST	Blocks	+	-
		M/A	M/A	M/A	OR DR	PF					BS	BA	
24 Yvan Ouedraogo	F 20:23	3-7	0-0	0-1	6 6	12 4	2	6	5	0	0	1	16
3 Cam Mack	G 36:04	8-14	3-6	5-7	1 1	2 2	7	24	4	1	3	0	21
11 Dachon Burke	G 27:53	5-13	1-4	6-9	3 4	7 6	17	0	1	0	0	2	19
22 Haanif Cheatham	G 29:22	8-11	0-2	1-3	1 5	6 1	2	17	13	0	1	0	29
23 Jerry Green	G 24:52	3-7	0-3	0-0	0 4	2 1	6	5	2	0			



# NEBRASKA 82, WASHINGTON STATE 71



Official Basketball Box Score - Final  
**Washington St. at Nebraska**  
 11/29/19  
 2019-20 Men's Basketball

Game Time: 6:30 PM  
 Game Duration: 2:01  
 Attendance: 690

Officials: John Higgins, John Gaffney, Jeff Anderson

Washington St. - 71		Record: 2-3														
NO. Name	Min	FG M-A	3P M-A	FT M-A	Rebounds OR DR TOT	Fouls PF FD	TP	AS	TO	ST	Blocks BS BA	+	-			
4 Aljaz Kunc	28:16	1-5	0-3	0-0	2	4	6	3	2	2	1	0	1	0	-15	
13 Jeff Pollard	15:46	2-2	0-0	0-0	1	0	1	2	0	4	0	0	0	1	0	-1
1 Jervae Robinson	31:10	3-13	1-6	0-1	0	4	4	1	1	7	1	2	0	0	0	-8
2 C.J. Elleby	28:33	9-21	2-7	7-7	2	4	6	3	6	27	1	3	2	1	0	-13
10 Isaac Bonton	30:20	6-19	3-9	2-3	0	0	7	2	3	17	0	4	2	0	1	-7
20 Deion James	03:21	1-1	0-0	0	0	0	0	0	0	2	0	0	0	0	0	-4
23 Jaylen Shead	26:43	1-5	0-2	1-1	4	4	5	2	1	3	4	2	1	0	0	-9
11 DJ Rodman	10:11	0-0	0-0	0-0	0	1	1	0	0	0	0	0	0	0	0	7
15 Volodymyr Markovetskyi	08:11	3-5	0-0	0-2	6	1	7	2	1	6	0	1	1	0	1	-6
32 Tony Miller	04:41	0-0	0-0	1-2	0	2	2	4	1	1	0	0	0	0	0	-1
24 Noah Williams	05:06	0-1	0-0	0-0	0	2	2	0	4	0	0	0	0	0	0	1
5 Marvin Cannon	07:42	1-1	0-0	0-0	0	0	0	0	0	2	0	0	0	0	0	1
<b>Team</b>					0	2	2			0						
<b>Totals</b>	27:73	6-27	11-16	15	29	44	23	15	71	9	13	6	3	2	-11	

Technical Fouls: NONE

Nebraska - 82		Record: 3-2														
NO. Name	Min	FG M-A	3P M-A	FT M-A	Rebounds OR DR TOT	Fouls PF FD	TP	AS	TO	ST	Blocks BS BA	+	-			
24 Yvan Ouedraogo	13:24	2-4	0-0	0-2	1	0	1	1	1	4	0	2	0	0	0	-2
3 Cam Mack	36:48	2-8	0-2	6-11	1	7	8	5	7	10	6	5	3	0	2	19
11 Dachon Burke	6:10	2-3	1-2	1-6	7	3	5	19	3	0	0	0	0	0	0	18
22 Haanif Cheatham	33:58	8-10	2-3	1-2	1	6	7	3	5	19	3	0	0	0	0	18
23 Jervay Green	27:58	5-9	3-5	3-4	2	6	8	3	2	16	2	1	0	0	1	11
1 Kevin Cross	26:36	6-8	2-4	0-2	0	8	8	0	4	14	1	3	0	0	2	13
25 Matej Kavas	14:13	1-3	0-1	0-0	0	0	0	2	0	2	0	0	0	0	0	-5
34 Thorir Thorbjarnarson	16:32	1-2	1-1	0-0	0	2	2	0	3	0	1	1	0	0	0	-1
15 Samari Curtis	02:03	0-0	0-0	0-0	0	0	0	0	0	0	0	0	0	0	0	-5
<b>Team</b>					1	1	2			0						
<b>Totals</b>	30:57	9-18	13-25	7	34	41	16	23	82	11	15	5	2	3	11	

Technical Fouls: NONE

Shooting By Period

1st FG%	14-32	43.8%
3PT%	4-15	26.7%
FT%	5-9	55.6%
2nd FG%	13-41	31.7%
FT%	6-7	85.7%
GMFG%	27-73	37.0%
3PT%	6-27	22.2%
FT%	11-16	68.8%

Dead Ball Rebounds: 2, 0

WSU	UNL
Biggest lead	6 (1st 6:44)
Best Scoring Run	10 (1st 6:44)
Lead Changes	3
Times Tied	2
Time with Lead	12:10

Points from Turnovers	WSU	UNL
	17	19

Period by Period Scoring	1st	2nd	TOT
WSU	37	34	71
UNL	34	48	82

# GEORGE MASON 85, NEBRASKA 66



Official Basketball Box Score - Final  
**George Mason at Nebraska**  
 11/29/19 John Gray Gymnasium, George Town, Grand Cayman  
 2019-20 Men's Basketball

Game Time: 6:30 PM  
 Game Duration: 1:50  
 Attendance: 1,066

Officials: Jeff Anderson, Ron Croover, Matt Porter

George Mason - 85		Record: 7-1														
NO. Name	Min	FG M-A	3P M-A	FT M-A	Rebounds OR DR TOT	Fouls PF FD	TP	AS	TO	ST	Blocks BS BA	+	-			
12 AJ Wilson	33:34	4-9	0-0	0-2	7	7	14	2	1	8	2	3	1	5	1	27
13 Josh Oduro	19:22	1-2	0-0	0-0	1	4	5	1	2	2	0	1	0	0	0	-4
10 Jamal Hartwell II	36:24	8-15	5-10	2-2	1	2	3	2	1	23	6	2	0	0	0	21
11 Jordan Miller	26:32	7-11	2-4	4-4	1	7	8	2	3	20	1	4	2	1	1	24
23 Javon Greene	33:36	7-17	2-6	1-2	1	5	6	4	2	17	3	4	0	1	1	29
0 Goanar Mar	29:07	2-5	1-2	3-4	2	4	6	1	3	8	2	2	0	0	0	8
2 Xavier Johnson	09:12	0-1	0-1	0-0	0	1	1	0	1	0	0	0	0	0	0	-9
1 Justin Keir	09:22	3-4	1-1	0-0	0	3	4	3	2	7	0	0	0	0	0	5
20 Jason Douglas-Stanley	00:57	0-1	0-1	0-0	0	0	0	0	0	0	0	0	0	0	0	-2
22 Jack Tempchin	00:57	0-0	0-0	0-0	0	0	0	0	0	0	0	1	0	0	0	-2
22 Mehki McCray	00:57	0-0	0-0	0-0	0	0	0	0	0	0	0	0	0	0	0	-2
<b>Team</b>					2	1	3			0						
<b>Totals</b>	32:65	11-25	10-14	15	34	49	12	13	85	14	19	7	6	4	19	

Technical Fouls: NONE

Nebraska - 66		Record: 3-3														
NO. Name	Min	FG M-A	3P M-A	FT M-A	Rebounds OR DR TOT	Fouls PF FD	TP	AS	TO	ST	Blocks BS BA	+	-			
24 Yvan Ouedraogo	20:34	1-2	0-0	0-0	3	2	5	1	0	2	0	1	2	2	1	-21
3 Cam Mack	30:07	4-9	1-3	0-0	1	1	2	4	0	9	3	4	0	0	1	-21
11 Dachon Burke	30:45	5-12	2-5	2-4	0	2	2	2	1	24	1	4	5	1	2	-14
22 Haanif Cheatham	31:59	5-8	2-4	1-2	0	1	1	0	1	5	0	0	1	0	0	-12
23 Jervay Green	24:29	1-7	0-5	0-0	0	3	4	3	2	7	0	1	0	0	0	-26
1 Kevin Cross	19:21	4-8	3-5	0-0	1	4	5	1	0	11	1	2	0	0	1	1
25 Matej Kavas	16:03	2-7	1-4	5-6	0	2	2	2	2	10	2	0	0	0	0	-2
34 Thorir Thorbjarnarson	19:34	1-3	0-1	0-1	0	4	4	1	1	2	0	1	0	0	0	-4
15 Samari Curtis	07:01	1-4	1-3	0-0	0	0	0	0	0	0	0	0	0	0	0	0
30 Charlie Easley	00:57	0-0	0-0	0-0	0	0	0	0	0	0	0	0	0	0	0	2
<b>Team</b>					1	0	1			0						
<b>Totals</b>	24:61	10-30	8-13	7	19	26	13	12	66	12	15	9	4	6	-19	

Technical Fouls: NONE

Shooting By Period

1st FG%	15-37	40.5%
3PT%	3-11	27.3%
FT%	7-9	77.8%
2nd FG%	15-33	45.5%
3PT%	1-9	11.1%
FT%	1-5	20%
GMFG%	24-61	39.3%
3PT%	10-30	33.3%
FT%	8-13	61.5%

Dead Ball Rebounds: 1, 1

GMU	UNL
Biggest lead	21 (2nd 1:23)
Best Scoring Run	10 (1st 8:17)
Lead Changes	4
Times Tied	2
Time with Lead	36:01

Points from Turnovers	GMU	UNL
	11	15

Period by Period Scoring	1st	2nd	TOT
GMU	37	48	85
UNL	28	38	66

# NEBRASKA 74, SOUTH FLORIDA 67



Official Basketball Box Score - Final  
**South Fla. at Nebraska**  
 11/27/19 John Gray Gymnasium, George Town, Grand Cayman  
 2019-20 Men's Basketball

Game Time: 4:00 PM  
 Game Duration: 1:52  
 Attendance: 312

Officials: Ron Croover, Pat Adams, Tony Chizaa

South Fla. - 67		Record: 3-4														
NO. Name	Min	FG M-A	3P M-A	FT M-A	Rebounds OR DR TOT	Fouls PF FD	TP	AS	TO	ST	Blocks BS BA	+	-			
4 Michael Durr	28:29	4-11	0-0	0-0	5	6	11	1	0	8	0	1	0	0	0	-10
0 David Collins	26:18	6-15	2-7	2-2	0	3	3	3	4	16	0	1	1	0	0	-8
2 Ezacuras Dawson	19:36	2-5	1-3	0-0	0	0	0	3	0	5	2	1	0	0	0	4
3 Laquincy Rideau	36:41	7-18	1-5	0-0	1	2	3	4	3	15	5	2	1	0	1	-12
13 Justin Brown	31:51	1-8	1-5	1-2	6	2	8	2	2	4	2	1	1	1	0	-9
1 Xavier Castaneda	28:35	2-6	1-3	2-2	0	5	5	1	1	7	3	0	1	0	0	-2
34 Antun Maricovic	11:31	2-2	0-0	0-0	1	2	3	1	0	4	0	0	0	2	0	3
5 Rashun Williams	11:45	3-4	2-3	0-0	2	2	4	0	0	8	2	0	0	0	0	3
24 Jamir Chaplin	03:14	0-1	0-1	0-0	1	0	1	0	0	0	0	0	0	0	0	-4
<b>Team</b>					1	0	1			0						
<b>Totals</b>	27:70	8-27	5-6	17	22	39	15	10	67	12	9	4	3	1	-7	

Technical Fouls: NONE

Nebraska - 74		Record: 4-3												
NO. Name	Min	FG M-A	3P M-A	FT M-A	Rebounds OR DR TOT	Fouls PF FD	TP	AS						

# CREIGHTON 95, NEBRASKA 76

Official Basketball Box Score -- Game Totals -- Final Statistics  
 Nebraska vs Creighton  
 12-07-19 1:30 pm at Omaha, Neb. (CHI Health Center Omaha)

Nebraska 76 • 4-5

#	Player	Total		3-Ptr		Rebounds		PF	TP	A	TO	Blk	Stl	Min
		FG	FGA	FG	FGA	Off	Def							
24	Yvan Ouedraogo	1	5	0	0	2	3	1	2	0	1	0	0	12
11	Dachon Burke	4	12	0	2	1	6	7	2	9	2	2	0	29
22	Haanif Cheatham	5	12	0	2	4	5	1	14	1	1	0	0	32
22	Jervay Green	3	8	1	5	2	4	6	1	10	1	2	1	32
34	Thor Thorbjarnarson	4	5	0	0	3	3	2	12	0	1	0	0	24
00	Akol Arop	0	1	0	0	2	4	0	2	0	1	1	0	3
01	Kevin Cross	0	3	0	0	2	1	1	0	0	1	0	0	10
03	Cam Mack	4	9	1	3	2	2	3	12	3	2	1	1	30
25	Matej Kavaz	4	8	3	7	0	0	0	2	11	1	0	0	24
30	Charlie Easley	2	2	0	0	0	0	0	4	1	0	0	0	4
Team						3	0	3						
Totals		27-65	9-20	13-24	8	26	34	13	76	9	12	3	4	200

FG % 1st Half: 8-34 23.5% 2nd half: 19-31 61.3% Game: 27-65 41.5% Deadball Rebounds: 5  
 3FG % 1st Half: 3-14 21.4% 2nd half: 6-13 46.2% Game: 9-27 33.3%  
 FT % 1st Half: 3-7 42.9% 2nd half: 10-17 58.8% Game: 13-24 54.2%

Creighton 95 • 7-2

#	Player	Total		3-Ptr		Rebounds		PF	TP	A	TO	Blk	Stl	Min
		FG	FGA	FG	FGA	Off	Def							
13	BISHOP, Christian	5	8	0	0	2	7	9	5	10	0	1	1	16
23	JEFFERSON, Damien	3	7	2	3	0	8	3	8	3	2	0	1	31
05	ALEXANDER, Ty-Shon	6	13	4	9	6	6	3	22	2	2	0	1	34
11	ZEGAROWSKI, Marcus	13	19	4	7	0	9	1	30	6	4	0	0	35
04	BALLOCK, Mitch	4	9	2	2	0	3	3	13	3	1	3	1	36
04	MITCHELL, Shereef	2	3	0	1	1	2	2	3	3	3	0	2	23
10	CANFIELD, Jett	0	1	0	0	0	0	2	0	1	1	0	0	6
20	SCURRY, Jordan	0	1	0	0	1	0	1	0	0	0	0	0	4
12	ZELL, Nic	1	2	0	0	0	0	0	1	2	0	0	0	5
21	WINDHAM, Jalen	1	3	0	1	3	2	1	5	0	1	0	0	10
Team						2	2	3						
Totals		35-66	13-30	12-15	7	36	43	22	95	18	15	4	6	200

FG % 1st Half: 17-33 51.5% 2nd half: 18-33 54.5% Game: 35-66 53.0% Deadball Rebounds: 1  
 3FG % 1st Half: 8-16 50.0% 2nd half: 5-14 35.7% Game: 13-30 43.3%  
 FT % 1st Half: 6-8 75.0% 2nd half: 6-7 85.7% Game: 12-15 80.0%

Officials: James Breeding, Jeffrey Anderson, Earl Walton  
 Technical Fouls: Nebraska-None. Creighton-None.  
 Attendance: 18068  
 Fouled out: Home #13 with 5:08 left in 2nd half.

Score by periods	1st	2nd	Total
Nebraska	22	54	76
Creighton	48	47	95

Last FG - NEB 2nd-00:22, CU 2nd-01:45.  
 Largest lead - NEB None, CU by 32 2nd-18:36.  
 NEB led for 00:00. CU led for 39:24. Game was tied for 00:36.

Score tied - 0 times.  
 Lead changed - 0 times.

# INDIANA 96, NEBRASKA 90 (OT)



Official Basketball Box Score - Final  
 Nebraska at Indiana  
 12/14/19 Simon Skjott Assembly Hall, Bloomington  
 2019-20 Men's Basketball

Game Time: 1:00 AM  
 Game Duration: 2:15  
 Attendance: 17,222

Nebraska - 90

NO.	Name	Total		3-Ptr		Rebounds		PF	TP	A	TO	Blk	Stl	Min
		FG	FGA	FG	FGA	Off	Def							
24	Yvan Ouedraogo	3	28	4	11	0	0	1	4	5	10	4	3	9
3	Cam Mack	4	43	5	14	3	8	2	0	3	3	2	15	10
11	Dachon Burke	4	28	9	16	4	8	3	4	1	4	3	25	2
22	Haanif Cheatham	4	10	7	15	2	6	5	6	2	3	2	3	0
34	Thor Thorbjarnarson	4	10	7	12	3	5	0	0	1	4	1	17	1
1	Kevin Cross	1	22	1	3	0	2	1	2	3	4	7	2	2
25	Matej Kavaz	10	34	0	3	0	0	0	0	0	0	0	0	0
30	Charlie Easley	0	21	0	1	0	0	0	0	0	0	0	0	0
00	Akol Arop	0	0	0	0	0	0	0	0	0	0	0	0	0
Team						3	0	3						
Totals		33-75	12-32	12-18	11	20	31	23	14	30	19	9	5	0

Indiana - 96

NO.	Name	Total		3-Ptr		Rebounds		PF	TP	A	TO	Blk	Stl	Min
		FG	FGA	FG	FGA	Off	Def							
3	Justin Smith	4	17	5	9	0	2	6	10	1	5	16	2	2
4	Trayce Jackson-Davis	3	15	9	12	0	0	7	11	6	9	15	0	6
50	Joey Brunk	1	15	3	4	0	2	1	4	5	2	1	8	0
1	Aljami Durham	3	17	4	10	2	5	4	3	3	5	14	3	2
11	Devonte Green	1	14	2	7	1	5	0	1	1	1	0	1	17
2	Armaan Franklin	1	16	4	4	0	4	0	1	1	0	1	0	1
10	Rob Phinisee	2	29	6	10	2	4	2	2	2	1	1	16	4
23	Damezi Anderson	1	16	0	4	0	3	5	6	2	4	6	2	3
25	Raeg Thompson	0	31	1	4	0	1	2	2	4	1	3	0	0
20	DeRon Davis	0	27	1	1	0	0	0	0	1	1	2	0	0
21	Jerome Hunter	1	10	2	5	0	1	0	1	2	0	0	0	0
Team						3	1	4						
Totals		32-68	5-25	27-38	19	35	54	14	22	96	14	15	5	6

Biggest lead	NEB		IND		Points from Turnovers	NEB		IND		Period by Period Scoring		
	1st	2nd	1st	2nd		1st	2nd	1st	2nd	OT1	TOT	
Best Scoring Run	12 (1st 13:30)	6 (1st 16:57)	12 (1st 13:30)	6 (1st 16:57)	Paint	42	52	NEB	39	43	8	90
Lead Changes	12		6		Second Chance	10	26	IND	40	42	14	96
Times Tied	8		6		Fast Breaks	3	28					
Time with Lead	07:45	33:28			Bench	3	28					

Technical Fouls: NEB: 0, IND: 0

# NEBRASKA 70, PURDUE 56



Official Basketball Box Score - Final  
 Purdue at Nebraska  
 12/19/19 Pinnacle Bank Arena, Lincoln  
 Nebraska vs. Purdue

Game Time: 3:01 PM  
 Game Duration: 1:47  
 Attendance: 15,654

Purdue - 56

NO.	Name	Total		3-Ptr		Rebounds		PF	TP	A	TO	Blk	Stl	Min
		FG	FGA	FG	FGA	Off	Def							
32	Matt Haarms	1	8	0	1	1	2	3	2	0	0	4	0	-12
50	Trevon Williams	9	13	0	0	2	16	1	2	18	3	2	0	-12
2	Eric Hunter Jr.	3	10	1	5	0	4	1	7	1	2	2	0	-16
3	Jahaud Proctor	5	15	2	4	1	3	2	1	5	2	0	0	-21
55	Sasha Stefanovic	2	4	1	2	0	1	1	0	6	2	3	0	-10
1	Aaron Wheeler	2	31	1	7	0	1	4	1	3	2	0	0	-6
20	Nigel Eastern	1	16	0	0	2	6	3	1	4	0	1	1	0
11	Isaiah Thompson	2	5	1	2	0	2	4	1	10	0	0	0	1
12	Evgen Boudreaux	0	7	0	2	0	2	0	0	0	0	0	0	2
Team						1	1	2						
Totals		24-79	6-35	2-5	19	30	49	15	9	56	12	9	5	7

Technical Fouls: NONE

Nebraska - 70

NO.	Name	Total		3-Ptr		Rebounds		PF	TP	A	TO	Blk	Stl	Min
		FG	FGA	FG	FGA	Off	Def							
24	Yvan Ouedraogo	1	16	2	6	0	0	5	0	0	0	0	0	-3
3	Cam Mack	3	22	4	7	0	3	0	2	8	10	6	1	1
11	Dachon Burke	3	20	7	13	4	7	1	3	3	18	2	1	1
22	Haanif Cheatham	4	11	1	5	0	1	1	1	9	4	2	2	0
34	Thor Thorbjarnarson	8	25	3	8	2	6	5	3	13	0	2	0	1
1	Kevin Cross	2	32	3	8	1	4	0	1	7	3	1	1	0
25	Matej Kavaz	1	17	2	8	0	3	0	0	4	1	1	0	1
30	Charlie Easley	0	9	0	2	0	1	0	1	2	0	0	0	2
Team						3	6							
Totals		26-61	11-30	7-9	7	38	45	9	15	70	22	11	6	2

Technical Fouls: NONE

Biggest lead	PUR		NEB		Points from Turnovers	PUR		NEB		Period by Period Scoring		
	1st	2nd	1st	2nd		1st	2nd	TOT				
Best Scoring Run	3 (1st 6:19)	16 (2nd 0:24)	3 (1st 6:19)	16 (2nd 0:24)	Paint	32	26	PUR	23	33	56	
Lead Changes	3		6		Second Chance	12	9	NEB				

# NEBRASKA 73, TEXAS A&M-CORPUS CHRISTI 52



Official Basketball Box Score - Final  
**A&M-Corpus Christi at Nebraska**  
 12/29/19 Pinnacle Bank Arena, Lincoln  
 Nebraska - TAMU-Corpus Christi

Game Time: 1:03 PM  
 Game Duration: 1:57  
 Attendance: 14,968

Officials: Bill Br, Steve McClunkins, Steve Horvack

A&M-Corpus Christi - 52 Record: 4-9

NO. Name	Min	FG M-A	3P M-A	FT M-A	Rebounds OR DR TOT	Fouls PF FD	TP	AS	TO	ST	Blocks BS BA	+-
14 Elijah Schmidt	F 20:24	1-4	0-0	1-2	3 4 7	2 2 3	1	2	0	2	0	-15
35 Tony Lewis	F 29:53	3-9	0-2	0-0	2 9 11	0 0 0	6	1	2	1	0	-7
1 Jordan Hairston	G 38:35	7-17	3-5	2-2	4 6 2	2 2 19	1	2	3	0	2	-21
2 Myles Smith	G 14:02	0-2	0-0	0-0	0 4 4	2 0 0	0	0	3	0	0	-8
4 Jashawn Talton	G 25:04	1-6	1-3	0-1	1 4 5	4 4 3	2	5	0	0	0	-17
10 Perry Francois	06:44	0-4	0-0	0-0	2 0 2	4 0 0	0	1	1	0	0	-8
12 Peyton Smith	20:19	0-3	0-3	1-2	0 2 2	3 3 1	2	2	1	0	1	-9
24 Edgars Kaufmanis	G 13:55	1-4	1-4	0-0	0 1 1	1 0 0	3	1	2	1	0	-13
0 Aristotelis Sotiriou	02:25	0-1	0-0	0-0	0 0 0	0 0 0	0	0	0	0	0	-2
15 Ishaad Hunte	17:36	5-9	0-1	1-6	2 3 5	2 4 1	1	1	2	0	4	2
5 Javae Lampkins	11:03	2-4	2-4	0-0	0 0 0	0 0 0	6	0	0	0	0	-7
Team					2 2 4							
Totals		20-63	7-22	5-13	14 33 47	20 15 52	9	21	7	7	4	-21

Shooting By Period

1st FG%	8-32	25.0%
3PT%	3-14	21.4%
FT%	2-6	33.3%
2nd FG%	12-31	38.7%
3PT%	4-8	50.0%
FT%	3-7	42.9%
GMFG%	20-63	31.7%
3PT%	7-22	31.8%
FT%	5-13	38.5%

Dead Ball Rebounds: 3, 0

Nebraska - 73 Record: 6-7

NO. Name	Min	FG M-A	3P M-A	FT M-A	Rebounds OR DR TOT	Fouls PF FD	TP	AS	TO	ST	Blocks BS BA	+-
24 Yvan Ouedraogo	F 25:07	3-5	0-0	5-7	6 8 14	3 4 11	1	2	0	0	0	7
3 Cam Mack	G 31:18	3-9	1-4	3-4	0 3 3	1 3 10	5	2	3	0	0	18
11 Dachon Burke	G 20:30	1-13	0-4	2-4	2 4 6	1 3 4	0	1	2	3	5	-7
22 Haanif Cheatham	G 29:58	4-8	1-1	8-9	0 3 3	1 7 10	0	2	1	1	9	9
34 Thorir Thorbjarnarson	G 23:38	3-7	2-4	0-0	0 4 4	2 0 8	1	0	4	0	1	3
1 Kevin Cross	15:13	1-4	0-1	0-0	2 4 3	2 2 2	3	1	1	0	0	14
23 Jerry Green	26:22	3-8	0-2	2-3	1 2 3	3 2 8	2	2	2	0	0	16
25 Matej Kavvas	18:25	4-9	2-6	0-1	1 4 5	3 1 10	1	2	1	0	0	17
30 Charlie Easley	07:42	1-3	1-3	0-0	0 0 0	0 0 0	3	0	1	0	0	2
0 Akol Arop	01:47	0-0	0-0	0-0	0 1 1	0 0 0	0	0	1	0	0	2
Team					3 1 4							
Totals		23-66	7-25	20-28	15 34 49	15 20 73	13	12	15	4	7	21

Shooting By Period

1st FG%	10-30	33.3%
3PT%	1-12	8.3%
FT%	13-19	68.4%
2nd FG%	13-36	36.1%
3PT%	6-13	46.2%
FT%	7-9	77.8%
GMFG%	23-66	34.8%
3PT%	7-25	28.0%
FT%	20-28	71.4%

Dead Ball Rebounds: 3, 0

Technical Fouls: NONE

ACC	NEB	Points from Turnovers	ACC	NEB	Period by Period Scoring
1st	2nd	TOT	1st	2nd	TOT
1 (1st 17:52)	24 (2nd 5:18)	13 24	21	31	52
7 (1st 1:52)	11 (1st 11:17)	22 32	31	39	73
2	2	17 17	39	39	78
3	3	15 15	38	38	76
00:17	35:21	21 23	39	76	76

Game Notes: Actual Attendance 10,473\*\*

# RUTGERS 79, NEBRASKA 62



Official Basketball Box Score - Final  
**Rutgers at Nebraska**  
 01/03/20 Pinnacle Bank Arena, Lincoln  
 Nebraska vs. Rutgers

Game Time: 7:01 PM  
 Game Duration: 1:56  
 Attendance: 15,024

Officials: Larry Scrotto, Kelly Pfeifer, Lewis Garrison

Rutgers - 79 Record: 11-3 (2-1)

NO. Name	Min	FG M-A	3P M-A	FT M-A	Rebounds OR DR TOT	Fouls PF FD	TP	AS	TO	ST	Blocks BS BA	+-
1 Akwasi Yeboah	F 22:40	2-7	0-4	0-0	1 3 4	3 1 4	1	0	0	0	0	-2
15 Myles Johnson	C 30:27	9-13	0-0	0-2	9 5 14	2 2 18	0	3	0	0	2	18
22 Caleb McConnell	G 34:07	8-8	2-2	2-2	1 4 5	2 0 20	5	3	1	0	0	15
23 Montez Mathis	G 22:30	1-7	0-2	0-0	0 2 2	3 0 2	2	1	0	0	0	8
24 Ron Harper Jr.	G 29:25	4-10	3-6	0-0	0 10 10	1 1 11	3	0	1	2	0	14
4 Paul Mulcahy	22:47	1-1	0-0	0-2	1 3 4	4 2 3	1	0	0	0	0	9
42 Jacob Young	28:31	6-12	0-1	4-5	3 2 5	0 3 16	2	1	1	0	0	24
13 Shaq Carter	09:33	3-5	0-0	0-1	0 0 0	1 1 6	0	2	0	0	0	-1
Team					1 3 4							
Totals		34-63	5-15	6-12	16 32 48	16 10 79	16	13	3	4	2	17

Shooting By Period

1st FG%	17-32	53.1%
3PT%	3-7	42.9%
FT%	4-5	80%
2nd FG%	17-31	54.8%
3PT%	2-8	25.0%
FT%	2-7	28.6%
GMFG%	34-63	54.0%
3PT%	5-15	33.3%
FT%	6-12	50.0%

Dead Ball Rebounds: 3, 0

Nebraska - 62 Record: 6-8 (1-2)

NO. Name	Min	FG M-A	3P M-A	FT M-A	Rebounds OR DR TOT	Fouls PF FD	TP	AS	TO	ST	Blocks BS BA	+-
24 Yvan Ouedraogo	F 21:07	2-5	0-0	0-0	3 1 4	1 0 4	0	1	0	0	0	-7
3 Cam Mack	G 32:33	3-8	2-5	3-5	2 3 5	3 4 11	6	2	1	0	0	-5
11 Dachon Burke	G 25:17	2-9	0-4	1-4	1 4 5	1 5 5	1	2	1	2	1	-13
34 Kevin Cheatham	G 33:33	5-12	2-4	4-6	1 2 3	1 2 16	1	0	1	0	1	-10
34 Thorir Thorbjarnarson	G 28:09	2-5	1-2	0-0	0 4 4	1 0 5	5	1	1	0	0	2
1 Kevin Cross	18:53	2-9	0-4	3-3	2 2 4	1 2 7	0	0	0	0	0	-10
23 Jerry Green	23:53	2-8	2-6	0-0	1 2 3	2 0 6	2	1	2	0	0	-25
25 Matej Kavvas	11:51	1-5	1-5	0-0	0 0 0	1 0 3	0	0	0	0	0	-19
30 Charlie Easley	03:00	1-2	0-1	3-3	0 0 0	2 5 0	0	1	0	0	0	1
0 Akol Arop	01:44	0-0	0-0	0-0	0 0 0	0 0 0	0	0	0	0	0	0
Team					2 1 3							
Totals		20-63	8-31	14-21	15 16 31	11 15 62	15	7	7	2	4	-17

Shooting By Period

1st FG%	9-33	27.3%
3PT%	7-11	63.6%
FT%	11-30	36.7%
2nd FG%	11-30	36.7%
3PT%	5-16	31.3%
FT%	7-10	70%
GMFG%	20-63	31.7%
3PT%	8-31	25.8%
FT%	14-21	66.7%

Dead Ball Rebounds: 3, 0

Technical Fouls: Green 2nd 7:55

Biggest lead	RUT	NEB	Points from Turnovers	RUT	NEB	Period by Period Scoring
Best Scoring Run	11 (2nd 18:50)	8 (1st 4:25)	Paint	52	24	RUT 41 38 79
Lead Changes	2	2	Second Chance	12	0	NEB 28 34 62
Times Tied	2	2	Fast Breaks	2	6	
Time with Lead	33:04	05:02	Bench	2	6	

Game Notes: Actual Attendance 12,142\*\*

# NEBRASKA 76, IOWA 70



Official Basketball Box Score - Final  
**Iowa at Nebraska**  
 01/07/20 Pinnacle Bank Arena, Lincoln, NE  
 Nebraska vs. Iowa

Game Time: 8:12 PM  
 Game Duration: 1:59  
 Attendance: 14,722

Officials: DJ Carlstrom, Chris Beaver, Rob Kuzmanic

Iowa - 70 Record: 10-5 (1-3)

NO. Name	Min	FG M-A	3P M-A	FT M-A	Rebounds OR DR TOT	Fouls PF FD	TP	AS	TO	ST	Blocks BS BA	+-
15 Ryan Kriener	F 28:27	3-7	0-3	0-0	3 4 7	2 1 6	2	1	1	0	0	-7
55 Luka Garza	C 36:01	7-15	0-4	2-3	6 12 18	2 6 16	2	0	1	1	0	0
1 Joe Toussaint	G 34:34	7-18	0-5	0-0	3 3 6	4 2 14	4	4	0	0	0	-15
10 Joe Wieskamp	G 35:33	10-23	1-10	0-0	3 4 7	2 0 21	2	3	4	0	0	-1
30 Connor McCaffery	G 37:17	3-8	3-7	0-2	2 2 4	4 9 4	0	3	0	0	0	0
4 Bakari Evelyn	14:30	0-3	0-3	0-0	0 0 0	3 1 0	2	0	0	0	0	-4
35 Cordell Pemsl	09:11	2-3	0-1	0-0	1 2 3	0 0 4	1	2	0	1	0	2
20 Riley Till	04:18	0-0	0-0	0-0	0 0 0	0 0 0	0	0	1	0	0	-5
Team					3 2 5							
Totals		32-77	4-33	2-5	19 29 48	21 14 70	17	11	6	3	1	-6

Shooting By Period

1st FG%	14-36	38.9%
3PT%	2-19	10.5%
FT%	1-1	100%
2nd FG%	18-41	43.9%
3PT%	2-14	14.3%
FT%	1-4	25%
GMFG%	32-77	41.6%
3PT%	4-33	12.1%
FT%	2-5	40.0%

Dead Ball Rebounds: 1, 0

Nebraska - 76 Record: 7-8 (2-2)

NO. Name	Min	FG M-A	3P M-A	FT M-A	Rebounds OR DR TOT	Fouls PF FD	TP	AS	TO	ST	Blocks BS BA	+-
24 Yvan Ouedraogo	F 21:50	2-4	0-0	1-2	0 7 7	2 1 5	3	3	1	0	1	-5
3 Cam Mack	G 39:26	6-13	2-7	1-2	0 2 2	0 2 15	10	1	0	0	0	6
11 Dachon Burke	G 28:25	5-8	1-3	2-3	0 1 1	4 3 13	0	2	0	0	0	-2
22 Haanif Cheatham	G 33:25	4-8	3-4	3-8	2 4 6	0 3 14	0	2	1	0	1	2
34 Thorir												

# NO. 21 OHIO STATE 80, NEBRASKA 68



Official Basketball Box Score - Final  
**Nebraska at Ohio State**  
 01/14/20 Value City Arena, Columbus  
 2019-20 Men's Basketball

Game Time: 5:30 PM  
 Game Duration: 1:50  
 Attendance: 12,964

Officials: Rob Terry, Tony Ogelsky, Donnie Epley

Nebraska - 68

Record: 7-10 (2-4)

NO. Name	Min	FG		3P		FT		Rebounds		Fouls		TP	AS	TO	ST	Blocks		+/-
		M-A	A	M-A	A	OR	DR	OR	DR	PF	FD					BS	BA	
24 Yvan Ouedraogo	F 29:40	4-8	0-0	2-3	4	1	5	2	4	10	2	2	0	1	1	0	0	0
3 Cam Mack	F 36:51	5-15	0-4	0-0	1	1	2	4	3	10	6	1	1	2	0	-9	0	-9
11 Daehon Burke	G 27:12	4-11	0-2	1-2	2	2	4	1	3	9	2	2	1	0	2	-3	0	-3
22 Haasil Chestham	G 29:22	4-10	1-4	0-0	0	3	3	1	0	9	1	1	0	0	3	-22	0	-13
34 Thorir Thorbjarnarson	G 31:54	5-11	5-8	0-0	0	6	6	2	0	15	3	0	0	0	2	-9	0	-9
1 Kevin Cross	10:20	2-4	1-1	0-0	1	1	2	4	1	5	0	1	0	0	1	-12	0	-12
25 Matej Kavas	07:14	0-1	0-0	0-0	0	0	0	0	1	0	0	0	0	0	0	-6	0	-6
30 Charlie Easley	09:19	0-0	0-0	0-0	0	0	0	0	1	0	1	0	1	0	0	-4	0	-4
23 Jervey Green	17:16	4-6	2-3	0-0	1	3	4	0	1	10	0	1	0	0	0	-2	0	-2
0 Alonzo Arop	00:52	0-0	0-0	0-0	0	0	0	0	0	0	0	0	0	0	0	-3	0	-3
Team					3	3	6											
Totals		28-66	9-22	3-5	12	20	32	15	13	68	15	9	2	3	9	-12		

Shooting By Period

1 <sup>st</sup> FG%	11-35	31.4%
3PT%	1-9	11.1%
FT%	2-3	66.7%
2 <sup>nd</sup> FG%	17-31	54.8%
3PT%	8-13	61.5%
FT%	1-2	50%
GM FG%	28-66	42.4%
3PT%	9-22	40.9%
FT%	3-5	60.0%

Dead Ball Rebounds: 1-0

Technical Fouls: NONE

Ohio State - 80

Record: 12-5 (2-4)

NO. Name	Min	FG		3P		FT		Rebounds		Fouls		TP	AS	TO	ST	Blocks		+/-
		M-A	A	M-A	A	OR	DR	OR	DR	PF	FD					BS	BA	
24 Andre Wesson	F 29:49	4-7	3-5	0-0	0	3	3	2	0	11	3	1	0	1	0	15	0	15
25 Kyle Young	F 24:45	5-9	0-2	0-0	1	5	6	2	3	10	1	0	0	2	0	-2	0	-2
34 Kaleb Wesson	F 34:44	5-7	1-2	2-3	6	8	14	4	4	13	4	4	0	2	0	13	0	13
3 D.J. Canton	G 37:56	4-12	2-7	3-4	0	3	3	0	3	13	5	2	0	2	2	13	0	13
13 C.J. Walker	G 37:28	7-12	2-3	2-2	0	5	5	2	1	18	4	4	2	0	1	10	0	10
32 E.J. Liddell	14:17	3-5	1-1	3-6	0	2	2	0	3	10	0	0	1	0	3	0	0	
10 Justin Ahrens	13:25	2-3	1-2	0-0	0	1	1	2	1	5	0	1	0	0	0	-1	0	-1
40 Danny Hummer	02:04	0-0	0-0	0-0	0	0	0	0	1	0	0	0	0	0	0	0	0	
0 Alonzo Gaffney	05:32	0-0	0-0	0-0	0	0	0	0	0	0	0	0	0	0	0	0	0	
Team					1	0	1											
Totals		30-55	10-22	10-15	8	27	35	13	15	80	17	12	2	9	3	12		

Shooting By Period

1 <sup>st</sup> FG%	15-26	53.0%
3PT%	5-10	50.0%
FT%	3-4	75%
2 <sup>nd</sup> FG%	15-27	55.6%
3PT%	5-12	41.7%
FT%	7-11	63.6%
GM FG%	30-55	54.5%
3PT%	10-22	45.5%
FT%	10-15	66.7%

Dead Ball Rebounds: 2-0

Technical Fouls: NONE

	NEB	OSU
Biggest Lead	4 (1 <sup>st</sup> 17:29)	25 (2 <sup>nd</sup> 8:25)
Best Scoring Run	7 (2 <sup>nd</sup> 1:30)	12 (2 <sup>nd</sup> 8:25)
Lead Changes	1	
Times Tied	0	
Time with Lead	02:47	36:12

Points from	NEB	OSU
Turnovers	17	15
Paint	38	34
Second Chance	13	12
Fast Breaks	4	4
Bench	15	15

Period by Period Scoring	1st	2nd	TOT
NEB	25	43	68
OSU	38	42	80

# INDIANA 82, NEBRASKA 74



Official Basketball Box Score - Final  
**Indiana at Nebraska**  
 01/18/20 Rhoads Bark Arena, Lincoln  
 Nebraska vs. Indiana

Game Time: 6:08 PM  
 Game Duration: 2:12  
 Attendance: 15,925

Officials: Terry Wyrmer, Riz Kuremmer, Steve Hnatch

Indiana - 82

Record: 14-4 (4-3)

NO. Name	Min	FG		3P		FT		Rebounds		Fouls		TP	AS	TO	ST	Blocks		+/-
		M-A	A	M-A	A	OR	DR	OR	DR	PF	FD					BS	BA	
3 Justin Smith	F 32:23	7-12	1-3	0-1	3	4	7	2	1	15	2	1	0	1	0	3	0	3
4 Trayce Jackson-Davis	F 36:10	6-7	0-0	6-8	2	11	13	0	4	18	4	0	0	1	0	12	0	12
50 Joey Brunk	C 28:21	7-8	0-0	2-5	2	3	5	1	4	16	2	2	0	2	0	13	0	13
1 Aljami Durham	G 20:55	1-6	1-5	4-6	0	0	0	3	3	7	1	2	0	0	0	-13	0	-13
10 Rob Phinisee	G 23:55	2-7	1-5	0-0	0	1	1	4	2	5	4	4	1	1	0	13	0	13
11 Devonte Green	14:10	1-6	1-4	0-0	0	4	4	2	0	3	4	2	0	1	0	-4	0	-4
25 Race Thompson	07:37	0-2	0-1	0-0	1	2	3	0	0	0	0	0	0	0	0	-11	0	-11
2 Armaan Franklin	22:43	3-8	2-5	0-0	0	6	6	3	4	8	4	3	1	1	1	18	0	18
21 Jerome Hunter	08:05	2-3	2-3	0-0	0	0	0	2	0	6	0	1	0	0	0	5	0	5
20 DeRon Davis	05:41	2-2	0-0	0-0	0	3	3	0	0	4	0	0	0	0	0	4	0	4
Team					4	2	6											
Totals		31-61	8-26	12-20	12	36	48	17	18	82	21	18	2	8	1	8		

Shooting By Period

1 <sup>st</sup> FG%	18-34	52.9%
3PT%	6-16	37.5%
FT%	4-6	66.7%
2 <sup>nd</sup> FG%	13-27	48.1%
3PT%	2-10	20.0%
FT%	8-14	57.1%
GM FG%	31-61	50.8%
3PT%	8-26	30.8%
FT%	12-20	60.0%

Dead Ball Rebounds: 4-0

Technical Fouls: NONE

Nebraska - 74

Record: 7-11 (2-6)

NO. Name	Min	FG		3P		FT		Rebounds		Fouls		TP	AS	TO	ST	Blocks		+/-
		M-A	A	M-A	A	OR	DR	OR	DR	PF	FD					BS	BA	
24 Yvan Ouedraogo	F 22:23	2-4	0-0	0-0	2	3	5	1	1	4	0	1	0	0	1	-5	0	-5
3 Cam Mack	G 37:19	5-15	3-8	7-11	0	3	3	3	7	20	9	3	0	1	2	-11	0	-11
11 Daehon Burke	G 27:50	5-12	0-4	2-4	1	3	4	1	5	12	0	1	2	0	2	-14	0	-14
22 Haasil Chestham	G 34:13	4-10	2-5	0-1	0	1	1	0	1	10	3	1	0	0	0	-8	0	-8
34 Thorir Thorbjarnarson	G 37:19	5-9	1-5	2-2	1	8	9	4	1	13	3	2	3	0	-3	0	-3	
1 Kevin Cross	15:54	1-5	1-3	2-2	0	2	2	5	1	5	1	2	0	0	1	-4	0	-4
30 Charlie Easley	16:08	2-4	2-3	2-2	1	0	1	2	1	8	0	0	3	0	1	4	0	4
25 Matej Kavas	02:41	0-2	0-1	0-0	0	0	0	0	0	0	0	0	0	0	0	-5	0	-5
23 Jervey Green	06:13	1-2	0-1	0-0	0	1	1	2	0	2	0	1	0	0	0	6	0	6
Team					3	1	4											
Totals		25-63	9-30	15-22	8	22	30	18	17	74	16	11	3	1	8	-3		

Shooting By Period

1 <sup>st</sup> FG%	13-31	41.9%
3PT%	6-13	46.2%
FT%	9-14	64.3%
2 <sup>nd</sup> FG%	12-32	37.5%
3PT%	3-17	17.6%
FT%	6-8	75%
GM FG%	25-63	39.7%
3PT%	9-30	30.0%
FT%	15-22	68.2%

Dead Ball Rebounds: 1-0

Technical Fouls: NONE

	IND	NEB
Biggest Lead	19 (2 <sup>nd</sup> 15:02)	9 (1 <sup>st</sup> 12:18)
Best Scoring Run	10 (2 <sup>nd</sup> 15:02)	11 (1 <sup>st</sup> 12:18)
Lead Changes	12	
Times Tied	4	
Time with Lead	27:23	11:21

Points from	IND	NEB
Turnovers	10	13
Paint	40	30
Second Chance	15	9
Fast Breaks	9	11
Bench	21	15

Period by Period Scoring	1st	2nd	TOT
IND	46	36	82
NEB	41	33	74

Game Notes: Actual Attendance 12,943 +



## 2019-20 Nebraska Men's Basketball Combined Team Statistics In Conference games

### Game Records

Record	Overall	Home	Away	Neutral
ALL GAMES	2-5	2-2	0-3	0-0
CONFERENCE	2-5	2-2	0-3	0-0
NON-CONFERENCE	0-0	0-0	0-0	0-0

### Score by Periods

Team	1st	2nd	OT	TOT
Nebraska	232	257	8	497
Opponents	261	250	14	525

### Team Box Score

No.	Player				Total		3-Point		F-Throw		Rebounds											
		GP-GS	MIN	AVG	FG-FGA	FG%	3FG-FGA	3FG%	FT-FTA	FT%	OFF	DEF	TOT	AVG	PF	DQ	A	TO	BLK	STL	PTS	AVG
3	MACK, Cam	7-7	266:03	38.0	32-85	.376	14-42	.333	15-25	.600	7	28	35	5.0	16	0	60	17	4	5	93	13.3
11	BURKE, Dachon	7-7	213:29	30.5	35-83	.422	10-33	.303	9-18	.500	8	20	28	4.0	15	0	9	10	4	10	89	12.7
22	CHEATHAM, Haanif	7-7	239:42	34.2	32-78	.410	12-32	.375	13-23	.565	3	18	21	3.0	7	0	12	8	1	7	89	12.7
34	THORBJARNARSON, Thorir	7-7	234:36	33.5	30-58	.517	16-35	.457	9-12	.750	2	39	41	5.9	21	1	15	9	0	8	85	12.1
1	CROSS, Kevin	7-0	120:16	17.2	15-48	.313	7-24	.292	10-12	.833	10	22	32	4.6	17	1	8	5	0	2	47	6.7
24	OUEDRAOGO, Yvan	7-7	163:01	23.3	19-43	.442	0-0	.000	4-9	.444	17	27	44	6.3	13	0	6	9	1	2	42	6.0
23	GREEN, Jervay	3-0	47:21	15.8	7-16	.438	4-10	.400	0-0	.000	2	6	8	2.7	4	0	2	3	0	2	18	6.0
30	EASLEY, Charlie	7-0	67:48	9.7	4-13	.308	2-8	.250	8-9	.889	1	2	3	0.4	7	0	3	0	0	6	18	2.6
25	KAVAS, Matej	7-0	70:05	10.0	5-24	.208	3-17	.176	3-4	.750	0	4	4	0.6	4	0	2	1	1	0	16	2.3
0	AROP, Akol	3-0	02:37	0.9	0-0	.000	0-0	.000	0-0	.000	0	0	0	0.0	0	0	0	0	0	0	0	0.0
Team											18	11	29									2
<b>Total</b>		<b>7</b>	<b>1425</b>		<b>179-448</b>	<b>.400</b>	<b>68-201</b>	<b>.338</b>	<b>71-112</b>	<b>.634</b>	<b>68</b>	<b>177</b>	<b>245</b>	<b>35.0</b>	<b>104</b>	<b>2</b>	<b>117</b>	<b>64</b>	<b>11</b>	<b>42</b>	<b>497</b>	<b>71.0</b>
<b>Opponents</b>		<b>7</b>	<b>1425</b>		<b>208-466</b>	<b>.446</b>	<b>48-185</b>	<b>.259</b>	<b>61-100</b>	<b>.610</b>	<b>101</b>	<b>227</b>	<b>328</b>	<b>46.9</b>	<b>106</b>	<b>1</b>	<b>108</b>	<b>87</b>	<b>43</b>	<b>25</b>	<b>525</b>	<b>75.0</b>

### Team Statistics

	NEBR	OPP
<b>Scoring</b>	<b>497</b>	<b>525</b>
Points per game	71.0	75.0
Scoring margin	-4.0	-
<b>Field goals-att</b>	<b>179-448</b>	<b>208-466</b>
Field goal pct	.400	.446
<b>3 point fg-att</b>	<b>68-201</b>	<b>48-185</b>
3-point FG pct	.338	.259
3-pt FG made per game	9.7	6.9
<b>Free throws-att</b>	<b>71-112</b>	<b>61-100</b>
Free throw pct	.634	.610
F-Throws made per game	10.1	8.7
<b>Rebounds</b>	<b>245</b>	<b>328</b>
Rebounds per game	35.0	46.9
Rebounding margin	-11.9	-
<b>Assists</b>	<b>117</b>	<b>108</b>
Assists per game	16.7	15.4
<b>Turnovers</b>	<b>64</b>	<b>87</b>
Turnovers per game	9.1	12.4
Turnover margin	+3.3	-
Assist/turnover ratio	1.8	1.2
<b>Steals</b>	<b>42</b>	<b>25</b>
Steals per game	6.0	3.6
<b>Blocks</b>	<b>11</b>	<b>43</b>
Blocks per game	1.6	6.1
<b>Winning streak</b>	<b>0</b>	<b>-</b>
Home win streak	0	-
<b>Attendance</b>	<b>61325</b>	<b>35840</b>
Home games-Avg/Game	4-15331	3-11947
Neutral site-Avg/Game	-	0-0

### Team Results

Date	Opponent		Score	Att.
12/13/2019	at Indiana	Lot	90-96	17222
12/15/2019	Purdue	W	70-56	15654
01/03/2020	Rutgers	L	62-79	15024
01/07/2020	Iowa	W	76-70	14722
01/11/2020	at Northwestern	L	57-62	5664
01/14/2020	at Ohio St.	L	68-80	12954
01/18/2020	Indiana	L	74-82	15925



## 2019-20 Nebraska Men's Basketball Combined Team Statistics

### Game Records

Record	Overall	Home	Away	Neutral
ALL GAMES	7-11	5-5	0-5	2-1
CONFERENCE	2-5	2-2	0-3	0-0
NON-CONFERENCE	5-6	3-3	0-2	2-1

### Score by Periods

Team	1st	2nd	OT	TOT
Nebraska	597	679	30	1306
Opponents	629	688	30	1347

### Team Box Score

No.	Player				Total		3-Point		F-Throw		Rebounds											
		GP-GS	MIN	AVG	FG-FGA	FG%	3FG-FGA	3FG%	FT-FTA	FT%	OFF	DEF	TOT	AVG	PF	DQ	A	TO	BLK	STL	PTS	AVG
3	MACK, Cam	18-16	637:17	35.4	81-197	.411	26-79	.329	45-77	.584	19	64	83	4.6	46	1	123	48	7	22	233	12.9
22	CHEATHAM, Haanif	18-18	597:05	33.2	83-168	.494	18-50	.360	45-71	.634	8	65	73	4.1	23	0	24	21	5	17	229	12.7
11	BURKE, Dachon	18-18	506:12	28.1	78-201	.388	21-72	.292	34-63	.540	18	54	72	4.0	30	0	21	21	13	26	211	11.7
23	GREEN, Jervay	14-9	373:14	26.7	43-113	.381	20-64	.313	16-29	.552	13	46	59	4.2	30	1	30	26	5	14	122	8.7
34	THORBJARNARSON, Thorir	18-10	455:47	25.3	52-104	.500	28-61	.459	14-19	.737	5	74	79	4.4	37	1	20	17	2	19	146	8.1
1	CROSS, Kevin	18-0	329:19	18.3	47-127	.370	16-57	.281	16-26	.615	23	51	74	4.1	33	1	18	21	6	3	126	7.0
24	OUEDRAOGO, Yvan	18-18	383:40	21.3	43-100	.430	0-0	.000	21-44	.477	46	66	112	6.2	28	0	12	27	5	7	107	5.9
25	KAVAS, Matej	18-1	269:57	15.0	30-83	.361	18-57	.316	13-19	.684	1	18	19	1.1	19	0	9	8	2	3	91	5.1
30	EASLEY, Charlie	14-0	86:45	6.2	7-18	.389	3-11	.273	8-11	.727	2	2	4	0.3	7	0	4	3	0	6	25	1.8
15	CURTIS, Samari	8-0	49:18	6.2	4-10	.400	4-9	.444	2-2	1.000	0	7	7	0.9	5	0	1	2	1	0	14	1.8
0	AROP, Akol	8-0	11:25	1.4	0-2	.000	0-1	.000	2-2	1.000	0	7	7	0.9	0	0	0	2	1	0	2	0.3
Team												33	26	59				4				
<b>Total</b>		<b>18</b>			<b>468-1123</b>	<b>.417</b>	<b>154-461</b>	<b>.334</b>	<b>216-363</b>	<b>.595</b>	<b>168</b>	<b>480</b>	<b>648</b>	<b>36.0</b>	<b>258</b>	<b>4</b>	<b>262</b>	<b>200</b>	<b>47</b>	<b>117</b>	<b>1306</b>	<b>72.6</b>
<b>Opponents</b>		<b>18</b>			<b>527-1221</b>	<b>.432</b>	<b>137-468</b>	<b>.293</b>	<b>156-238</b>	<b>.655</b>	<b>258</b>	<b>578</b>	<b>836</b>	<b>46.4</b>	<b>317</b>	<b>-</b>	<b>249</b>	<b>256</b>	<b>92</b>	<b>92</b>	<b>1347</b>	<b>74.8</b>

### Team Statistics

	Nebr	OPP
<b>Scoring</b>	<b>1306</b>	<b>1347</b>
Points per game	72.6	74.8
Scoring margin	-2.2	-
<b>Field goals-att</b>	<b>468-1123</b>	<b>527-1221</b>
Field goal pct	.417	.432
<b>3 point fg-att</b>	<b>154-461</b>	<b>137-468</b>
3-point FG pct	.334	.293
3-pt FG made per game	8.6	7.6
<b>Free throws-att</b>	<b>216-363</b>	<b>156-238</b>
Free throw pct	.595	.655
F-Throws made per game	12.0	8.7
<b>Rebounds</b>	<b>648</b>	<b>836</b>
Rebounds per game	36.0	46.4
Rebounding margin	-10.4	-
<b>Assists</b>	<b>262</b>	<b>249</b>
Assists per game	14.6	13.8
<b>Turnovers</b>	<b>200</b>	<b>256</b>
Turnovers per game	11.1	14.2
Turnover margin	+3.1	-
Assist/turnover ratio	1.3	1.0
<b>Steals</b>	<b>117</b>	<b>92</b>
Steals per game	6.5	5.1
<b>Blocks</b>	<b>47</b>	<b>92</b>
Blocks per game	2.6	5.1
<b>Winning streak</b>	<b>0</b>	<b>-</b>
Home win streak	0	-
<b>Attendance</b>	<b>154753</b>	<b>59041</b>
Home games-Avg/Game	10-15475	5-11808
Neutral site-Avg/Game	-	3-746

### Team Results

Date	Opponent		Score	Att.
11/05/19	UC Riverside	L	47-66	15745
11/09/19	Southern Utah	L	78-79	15828
11/15/19	South Dakota St.	W	90-73	15946
11/22/19	Southern U.	W	93-86	15931
11/25/19	vs Washington St.	W	82-71	660
11/26/19	vs George Mason	L	66-85	1066
11/27/19	vs South Fla.	W	74-67	512
12/04/19	at Georgia Tech	L	56-73	5133
12/07/19	at Creighton	L	76-95	18068
12/13/19	at Indiana	L	90-96	17222
12/15/19	Purdue	W	70-56	15654
12/21/19	North Dakota	L	74-75	15010
12/29/19	A&M-Corpus Christi	W	73-52	14968
01/03/20	Rutgers	L	62-79	15024
01/07/20	Iowa	W	76-70	14722
01/11/20	at Northwestern	L	57-62	5664
01/14/20	at Ohio St.	L	68-80	12954
01/18/20	Indiana	L	74-82	15925