

NEBRASKA

2019 FOOTBALL GAME NOTES



NEBRASKA (2-1, 0-0) AT ILLINOIS (2-1, 0-0)

SATURDAY, SEPT. 21, 2019 • 7 P.M. CT • CHAMPAIGN, ILL.
MEMORIAL STADIUM • CAPACITY: 60,760 • SURFACE: FIELDTURF



Nebraska opens Big Ten Conference play on Saturday night with the Huskers traveling to Champaign to take on the Illinois Fighting Illini. The prime-time tilt at Illinois' Memorial Stadium is set to kick off shortly after 7 p.m. CT, with national television coverage on BTN and radio coverage available on the Husker Sports Network from Learfield-IMG.

Nebraska heads into Big Ten action with a 2-1 record, following an impressive 44-8 victory over Northern Illinois last Saturday in Lincoln. Nebraska opened a 16-0 lead early in the second quarter and never looked back as the Blackshirt defense held NIU out of the end zone. The Huskers rolled up 525 yards of total offense, including better than 235 yards both rushing and passing.

Illinois will enter Saturday's contest with a 2-1 record, following a 34-31 loss to Eastern Michigan on Saturday in Champaign. Illinois had opened the year with victories over Akron and at Connecticut before the setback this past weekend. Coach Lovie Smith's team has been strong on defense this season, allowing less than 320 yards per game, including just 79.3 rushing yards per game.

Nebraska and Illinois have a history of opening league play against each other. Since their first meeting as Big Ten opponents in 2013, the Huskers have opened conference play against Illinois four times in seven seasons. Nebraska is 5-1 against the Illini since joining the Big Ten Conference.

THIS WEEK'S NUMBERS

900

Nebraska will be looking to become the sixth college football program to win 900 games on Saturday night. Nebraska owns an all-time record of 899-389-40. The Huskers will look to join Michigan, Ohio State, Texas, Alabama and Notre Dame in the exclusive club.

30

Nebraska has topped 30 points in each of its first three games. A fourth 30-point outing to open the season would mark the first time the Huskers have scored better than 30 points in the first four games since 2014.

9

Nebraska opponents have totaled just nine rushes of 10 yards or more through three games. The Blackshirt defense is allowing just 2.2 yards per rush and 82.0 rushing yards per game.

2019 NEBRASKA FOOTBALL SCHEDULE

Aug. 31	South Alabama	W, 35-21	ESPN	Nebraska scores 3 non-offensive TDs
Sept. 7	@ Colorado	L, 34-31 (ot)	FOX	Huskers fall as CU overcomes 17-point deficit
Sept. 14	Northern Illinois	W, 44-8	FS1	Huskers top 200 both rushing and passing
Sept. 21	@ Illinois*	7 p.m.	BTN	Face Illini in B1G opener for 4th time in 7 years
Sept. 28	Ohio State*	6:30 p.m.	ABC	4th of 6 straight years facing OSU
Oct. 5	Northwestern*	2:30/3 p.m.	TBA	Last 4 games in Lincoln decided by 9 points
Oct. 12	@ Minnesota*	TBA	TBA	60th game with most frequent B1G opponent
Oct. 26	Indiana*	TBA	TBA	Hoosiers' 1st trip to Lincoln since 1977
Nov. 2	@ Purdue*	TBA	TBA	Huskers lead the series 4-2 as Big Ten foes
Nov. 16	Wisconsin*	TBA	TBA	Latest-ever meeting between the schools
Nov. 23	@ Maryland*	TBA	TBA	NU's first game in the state of Maryland
Nov. 29	Iowa*	1:30 p.m.	BTN	NU's 30th straight Black Friday game

All times Central; Home games in **bold**; *Big Ten Conference game

NEBRASKA

- **2019 Record:** 2-1
- **Last Game:** Northern Illinois (W, 44-8)
- **Streak:** Won 1
- **AP Rank:** Not Ranked
- **Coaches Rank:** Not Ranked
- **Head Coach:** Scott Frost
- **Nebraska Record:** 6-9 (2nd year)
- **Career Record:** 25-16 (4th year)
- **Record vs. Illinois:** 1-0

ILLINOIS

- **2019 Record:** 2-1
- **Last Game:** Eastern Michigan (L, 34-31)
- **Streak:** Lost 1
- **AP Rank:** Not Ranked
- **Coaches Rank:** Not Ranked
- **Head Coach:** Lovie Smith
- **Illinois Record:** 11-28 (4th year)
- **Career Record:** 11-28 (4th year)
- **Record vs. Nebraska:** 0-3

SERIES HISTORY

- **All-Time Series:** Nebraska leads, 12-3-1
- **In Champaign:** Nebraska leads, 3-2-1
- **Last Meeting:** Nebraska, 54-35
11/10/2018 in Lincoln
- **Win Streak:** Nebraska, 3 games

TV INFORMATION



- **Play-by-Play:** Kevin Kugler
- **Analyst:** Matt Millen
- **Sidelines:** Rick Pizzo
- **Fox Sports Go App**

RADIO INFORMATION



- **Play-by-Play:** Greg Sharpe
- **Analysis:** Matt Davison
- **Sidelines:** Ben McLaughlin
- **XM Simulcast:** 83
- **Sirius Simulcast:** 83
- **Huskers.com & App**
- **TuneIn.com & App**

NEBRASKA VS. ILLINOIS—MEETINGS AS BIG TEN OPPONENTS

DATE	SITE	RANK	RESULT	SCORE
10/5/13	Lincoln	NR/NR	Won	39-19
9/27/14	Lincoln	21/NR	Won	45-14
10/3/15	Champaign	NR/NR	Loss	13-14
10/1/16	Lincoln	15/NR	Won	31-16
9/29/17	Champaign	NR/NR	Won	28-6
11/10/18	Lincoln	NR/NR	Won	54-35

SERIES HISTORY: NEBRASKA VS. ILLINOIS

Nebraska holds a 12-3-1 all-time edge in the series, including a 3-2-1 record in games played at Illinois.

- Nebraska is 5-1 against the Fighting Illini since joining the Big Ten, with the lone setback a 14-13 loss in 2015. Nebraska's five wins have come by an average of 21.4 points.
- One of Nebraska's memorable victories in the series occurred on Oct. 3, 1925, a 14-0 Nebraska win in Champaign. It was the only time in Red Grange's Illinois career that he was held scoreless in a home game.

HUSKERS SET TO OPEN BIG TEN CONFERENCE ACTION

Nebraska begins its ninth season of Big Ten Conference action on Saturday night in Champaign. The game marks the fourth time Nebraska has opened Big Ten play against Illinois.

- The Huskers are 5-3 in Big Ten openers since joining the league in 2011.
- Nebraska has won 39 of its past 44 conference openers overall, with four of those losses against top-20 teams.
- Overall, Nebraska is 91-22-2 all-time in conference openers (.800 winning percentage).
- Saturday's game is the first of four Big Ten road games for Nebraska in 2019. The Huskers are 3-5 in their first conference road game since joining the Big Ten.

NEBRASKA BIG TEN OPENERS

Date	Opponent	Result
10-1-11	at Wisconsin	L, 48-17
10-29-12	Wisconsin	W, 30-27
10-5-13	Illinois	W, 39-19
9-27-14	Illinois	W, 45-14
10-3-15	at Illinois	L, 14-13
9-24-16	at Northwestern	W, 24-13
9-23-17	Rutgers	W, 27-17
9-22-18	at Michigan	L, 56-10

NEBRASKA LOOKS FOR WIN NO. 900

Nebraska will be looking to reach a major milestone on Saturday night at Illinois. A victory over the Fighting Illini would be win No. 900 in program history.

- The Huskers would join just four other programs in the 900-win club. The other current members of that club include Michigan (955), Ohio State (914), Texas (911), Alabama (908). Notre Dame and Oklahoma also sit at 899 victories. Notre Dame plays at Georgia this Saturday, while Oklahoma does not play this week.
- Nebraska has reached its last two milestone victories on the road with win No. 800 coming at Kansas State in 2006 (21-3) and win No. 700 also in Manhattan in 1996 (39-3).

ALL-TIME WINS

RK.	SCHOOL	WINS
1.	Michigan	955
2.	Ohio State	914
3.	Texas	911
4.	Alabama	908
5.	Notre Dame	899
	Nebraska	899
	Oklahoma	899

BIG TEN STANDINGS



WEST DIVISION

Place	Team	Overall	Big Ten
1.	Iowa	3-0	1-0
2.	Minnesota	3-0	0-0
3.	Wisconsin	2-0	0-0
4.	Illinois	2-1	0-0
	Nebraska	2-1	0-0
6.	Northwestern	1-1	0-0
7.	Purdue	1-2	0-0

EAST DIVISION

Place	Team	Overall	Big Ten
1.	Ohio State	3-0	1-0
2.	Penn State	3-0	0-0
3.	Michigan	2-0	0-0
4.	Michigan State	2-1	0-0
	Maryland	2-1	0-0
6.	Indiana	2-1	0-1
7.	Rutgers	1-1	0-1

PLAYER OF THE WEEK NOMINEES

OPP.	OFF.	DEF.	SPEC.	FROSH
USA	--	Taylor	--	--
COLO	--	--	--	--
NIU	Martinez	C. Davis	Stalbird	--
ILL				
OSU				
NW				
MINN				
IND				
PUR				
WIS				
MD				
IOWA				

Bold indicates winner

2019 HUSKER HONORS

MOHAMED BARRY, SR., ILB

- Lott IMPACT Trophy Watch List
- Butkus Award Watch List

ADRIAN MARTINEZ, SO., QB

- Big Ten Preseason Watch List
- Davey O'Brien Award Watch List
- Manning Award Watch List
- Maxwell Award Watch List
- Walter Camp Award Watch List

KANAWAI NOA, SR., WR

- Polynesian Player of the Year Watch List

WAN'DALE ROBINSON, FR., WR

- FWAA Freshman All-American Watch List

JD SPIELMAN, SO., WR

- Biletnikoff Award Watch List
- Paul Hornung Award Watch List

BEN STILLE, JR., DL

- AFCA Good Works Team Nominee
- Wuerffel Trophy Nominee

JACK STOLL, JR., TE

- Mackey Award Watch List

CHASE URBACH, SR., LS

- Patrick Mannelly Award Watch List

LAST TIME OUT

NEBRASKA 44, NORTHERN ILLINOIS 8

Team Stats	NIU	NU
First Downs	20	22
Rushes-Yards	32-74	33-238
Passes	28-49-1	19-32-0
Passing Yards	276	287
Total Offense	350	525
3rd Downs	5-of-20	6-of-13
Turnovers	2	1
Penalties	4-40	1-15
Time of Possession	37:58	22:02

NU Rushing Leaders

Dedrick Mills—11 carries, 116 yards, TD
Maurice Washington—4 carries, 63 yards, TD

NU Passing Leader

Adrian Martinez—16-27-0, 257 yards, 2 TD

NU Receiving Leaders

JD Spielman—4 catches, 76 yards
Kanawai Noa—3 catches, 51 yards

NU Defensive Leaders

Mo Barry—3 UT, 7 AT, 10 TT, QB Hurry
Will Honas—2 UT, 6 AT, 8 TT, TFL
Carlos Davis—6 tackles, 1.5 sacks, 2 PBU
Lamar Jackson—3 UT, Career-high 4 PBU

NU Special Teams Leader

Isaac Armstrong—3 punts, 45.3 average, long-53
Isaiah Stalbird—Blocked punt, forced fumble

NOTING GAME 3

- Nebraska won for the 21st time in its past 23 night games at Memorial Stadium.
- Nebraska junior running back Dedrick Mills carried 11 times for 116 yards and a touchdown. His 61-yard run in the first quarter was a career long for Mills in his FBS playing career.
- Sophomore Maurice Washington had a career-long 60-yard run for a touchdown in the second quarter, bettering a 49-yard run last year against Illinois.
- Nebraska had a pair of 60-yard runs for the second time in its past six games. NU also had two rushes of better than 60 yards last season against Illinois.
- Quarterback Adrian Martinez threw for 257 yards and two touchdowns. In the process, Martinez moved into ninth place on the Nebraska career passing list. He also became the 13th Nebraska quarterback with 20 career touchdown passes.
- Senior receiver Kanawai Noa caught three passes for 51 yards, including a 27-yard touchdown near the end of the first half. His receptions were his first three catches as a Husker.
- Nebraska held Northern Illinois to 74 rushing yards, marking the third straight opponent Nebraska has limited to less than 100 yards rushing. That marks the first time the Huskers have held three straight opponents to 100 or less rushing yards since early in the 2017 season.
- Senior defensive back Lamar Jackson recorded a career-high four PBU, bettering his previous high of two in two games.

SECOND-YEAR RECORDS OF RECENT HUSKER COACHES

NAME	2ND SEASON	RECORD	IMPROVEMENT
Mike Riley	2016	9-4	+3
Bo Pelini	2009	10-4	+1
Bill Callahan	2005	8-4	+3
Frank Solich	1999	12-1	+3
Tom Osborne	1974	9-3	+0
Bob Devaney	1963	10-1	+1

Riley, Pelini, Callahan and Solich each posted their best NU winning percentage in year two

FROST IN SECOND SEASON WITH HUSKERS

Scott Frost is in his second season at Nebraska in 2019. The 2017 consensus national coach of the year, Frost boasts a 25-16 career record as a collegiate head coach.

- Although Nebraska finished with a 4-8 record in 2018, five of the eight losses came by a combined 21 points. NU lost five games by five or fewer points, including a trio of three-point defeats. Nebraska won four of its final six games, and the two losses were a five-point loss at an Ohio State team that ended the year ranked No. 3 in the nation and a three-point loss at Iowa, when the Hawkeyes kicked a game-winning field goal as time expired. Iowa finished with a No. 25 ranking.
- As the head coach at UCF, Frost improved from 6-7 in his first season to 13-0 in year two. A similar turnaround at Nebraska could be historic. A nine-win season by Nebraska in 2019 would tie for the second-largest win improvement from one season to the next in school history (five games), while a 10-win campaign would tie the largest win improvement (six games).
- In 12 seasons as a full-time assistant or head coach, Frost's teams have posted a 128-33 record, averaging nearly 11 wins per season. Frost has been a part of seven conference championship teams and coached in two national championship games in his 12 seasons.
- Frost's teams have been ranked in the top 15 in 10 of his 12 seasons, including eight final top-10 rankings and six final top-five rankings.
- Each of NU's last five head coaches won at least eight games in their second season, and the four head coaches prior to Frost all produced their best winning percentage at Nebraska in year two.

NINE OF 10 ASSISTANTS RETURN FOR SECOND SEASON

Nine of Nebraska's 10 assistant coaches returned for their second season in 2019, with all nine having coached with **Scott Frost** in each of his four seasons as a head coach.

- Nebraska's nine returning assistant coaches mark its highest number of returning assistants since 2013, when a Husker coaching staff last had zero turnover during the offseason. Nebraska has had at least one coaching change each of the last six seasons.
- The lone new addition to the staff is **Tony Tuioti**, who coaches the Husker defensive line. Tuioti comes to Nebraska after spending the past two seasons at Cal, including the 2018 campaign as the Bears' defensive line coach. Tuioti was also an assistant defensive line coach for two seasons in the NFL with the Cleveland Browns in 2014 and 2015.
- Four of the Huskers' 11 full-time coaches played at Nebraska, including Frost, offensive line coach **Greg Austin**, running backs coach **Ryan Held** and inside linebackers coach **Barrett Ruud**.
- Nebraska's coaching staff has been lauded the past three seasons. In addition to Scott Frost being recognized as the 2017 national coach of the year while at UCF, the Husker staff features a Broyles Award finalist in offensive coordinator **Troy Walters** (2017) and two Broyles Award nominees in defensive coordinator **Erik Chinander** (2016) and quarterbacks coach **Mario Verduzco** (2018). The Broyles Award is presented annually to the nation's top assistant coach.

NEBRASKA AIMS TO BUILD OFF STRONG FINISH TO 2018

Nebraska won four of its final six games last season after an 0-6 start. The Huskers were nearly two touchdowns per game better both offensively and defensively over the second half of the 2018 season while facing four bowl teams in their final six games, including a pair of teams who were ranked in the final 2018 Associated Press top-25 poll.

- As part of its 4-2 finish, Nebraska won three games by at least 19 points. The Huskers' two losses were a five-point loss at Ohio State and a last-second three-point loss at Iowa. Overall, including a three-point overtime loss at Colorado, the Huskers' past four losses are by a total of 14 points including two OT setbacks.

NEBRASKA IMPROVEMENT IN 2ND HALF OF 2018 SEASON

TIME FRAME	RECORD	PPG	PPG ALLOWED	MARGIN
First 6 Games	0-6	23.3	38.3	-15.0
Final 6 Games	4-2	36.7	24.2	+12.5
IMPROVEMENT	+4	+13.4	-14.1	+27.5

- Offensively, Nebraska averaged 36.7 points per game in the final six games of 2018, after averaging 23.3 points per game in its first six contests. Through three games this season, Nebraska is averaging 36.7 points per game.
- Defensively, the Huskers held two of their final five opponents to single digits last fall. Nebraska allowed 24.2 points per game in its final six contests after allowing 38.3 points per game in its first six games. In three games in 2019, Nebraska is allowing 21.0 points per game.

FROST OFFENSES IMPRESSIVE ON OPENING DRIVES

One common theme of a **Scott Frost**-led offense has been a fast start, and that has held true for Frost's tenure in Lincoln. Nebraska has scored on its opening drive in each of the first three games in 2019.

NU received the opening kickoff against South Alabama and drove nine plays and 81 yards for a touchdown to take a 7-0 lead. At Colorado, Nebraska drove 96 yards in five plays on its first possession to take a 7-0 lead. The Huskers opened with a field goal on the game's first drive against Northern Illinois, covering 58 yards in eight plays. The opening-drive score continued a theme from 2018.

- Nebraska scored on its first possession seven times in 12 games last season, including six of the final seven games. All seven of NU's opening scoring drives resulted in touchdowns. In Frost's two seasons, Nebraska has scored on its opening possession 10 times in 15 games.
- NU received the opening kickoff nine times in 2018 and scored touchdowns on six of those drives while punting only once. The Huskers had a game-opening touchdown drive to take a 7-0 lead in five straight games during the Big Ten Conference season.
- The Huskers scored on nearly 60 percent of their opening possessions in 2018, even with a pair of drive-ending turnovers in opponent territory. Nebraska's average touchdown drive covered more than 74 yards, including one 80-yard touchdown march and five 75-yard scoring drives.
- Over the last three seasons - 2018-19 at Nebraska and 2017 at UCF - Frost's offenses have scored a touchdown on their opening possession 18 times in 28 games (64 percent). The average length of the touchdown drive in that span is 74 yards.
- In three-plus years as a head coach, Frost's offenses have scored on their opening drive 23 times in 41 games, with 21 touchdowns and two field goals. In 81 games over six-plus seasons as a play-caller, Frost's offenses have scored on their first possession of the game 44 times, putting points on the board in more than half of their opening possessions.
- Frost's Opening Drive Scoring Percentage:** 54% (44 of 81 drives)
- Frost's Opening Drive Touchdown Percentage:** 47% (38 of 81 drives)

NEBRASKA'S 2019 OPENING DRIVES

GAME	OPPONENT	START	PLAYS	YARDS	RESULT
1	South Alabama	Own 19	9	81	Touchdown*
2	Colorado	Own 4	5	96	Touchdown
3	Northern Illinois	Own 23	8	58	Field Goal*

*Opening drive of the game for either team

BLACKSHIRT DEFENSE MAKING NOISE EARLY IN 2019 SEASON

The Nebraska defense has focused on taking a step forward in 2019, specifically causing more turnovers and big impact plays. Through three games, Nebraska has done an outstanding job of checking that box, particularly in home wins over South Alabama and Northern Illinois.

- Nebraska has nine takeaways through three games to rank first in the Big Ten and fifth nationally in that category.
- Nebraska had five takeaways against South Alabama including four in the second half. The five takeaways matched the most in two seasons under Scott Frost (Illinois, 2018) and was only the fourth time since 2010 that a Nebraska defense recorded five or more takeaways.
- Nebraska scored a pair of defensive touchdowns against the Jaguars—a 38-yard interception return by Eric Lee Jr. in the third quarter and a fumble recovery in the end zone by Alex Davis in the fourth quarter to cap the scoring. The two defensive touchdowns marked the first time Nebraska scored a pair of defensive touchdowns since having two interception returns for touchdowns against Southern Miss in 2013. Nebraska is tied for the national lead in defensive touchdowns.
- Lee's interception return for a touchdown was the first by a Husker since Marcus Newby had an interception for a touchdown against Northwestern in 2017.
- Davis' fumble recovery for a touchdown was the first by the Huskers since Josh Mitchell returned a fumble 57 yards for a touchdown against Miami in 2014.
- Nebraska also scored on a 76-yard punt return for a touchdown by JD Spielman in the third quarter. The three non-offensive touchdowns were a first for Nebraska since the Huskers had three defensive touchdowns in a 31-3 win over Wake Forest in 2005.

2019 OFFENSE GAME-BY-GAME

RUSHING

GAME	ATT.	YDS.	TD	LONG
USA	44	98	2	16
COLO	46	179	2	40
NIU	33	238	4	61

ILL
OSU
NW
MINN
IND
PUR
WIS
MD
IOWA

PASSING

GAME	COM-ATT-INT	YDS	TD	LG	SACKS
USA	13-22-1	178	0	42	2-17
COLO	16-26-1	290	2	75	6-33
NIU	16-27-0	287	2	41	0-0

ILL
OSU
NW
MINN
IND
PUR
WIS
MD
IOWA

2019 DEFENSE GAME-BY-GAME

RUSHING DEFENSE

GAME	ATT.	YDS.	TD	LONG
USA	44	83	1	15
COLO	37	89	2	18
NIU	32	74	0	22

ILL
OSU
NW
MINN
IND
PUR
WIS
MD
IOWA

PASSING DEFENSE

GAME	COM-ATT-INT	YDS	TD	LG	SACKS
USA	19-35-3	231	2	36	4-32
COLO	28-41-1	375	2	96	3-25
NIU	28-49-1	276	0	28	2-16

ILL
OSU
NW
MINN
IND
PUR
WIS
MD
IOWA

SACKS/TFL

GAME	SACKS	YARDS	TFL	YARDS
USA	4	36	9	49
COLO	3	25	10	47
NIU	2	16	7	35

ILL
OSU
NW
MINN
IND
PUR
WIS
MD
IOWA

JD SPIELMAN RECORD WATCH

CAREER RECEIVING YARDS

RK.	PLAYER, YEARS	YDS
1.	Stanley Morgan Jr., 2015-18	2,747
2.	Kenny Bell, 2011-14	2,689
3.	Johnny Rodgers, 1970-72	2,479
4.	Nate Swift, 2005-08	2,476
5.	Jordan Westerkamp, 2013-16	2,474
6.	JD Spielman, 2017-present	1,872
7.	Terrence Nunn, 2004-07	1,762

CAREER RECEPTIONS

RK.	PLAYER, YEARS	REC.
1.	Stanley Morgan Jr., 2015-18	189
2.	Kenny Bell, 2011-14	181
3.	Jordan Westerkamp, 2013-16	167
4.	Nate Swift, 2005-08	166
5.	Johnny Rodgers, 1970-72	143
6.	Terrence Nunn, 2004-07	136
7.	Marlon Lucky, 2005-08	135
8.	JD Spielman, 2017-present	132

CAREER 100-YARD RECEIVING GAMES

RK.	PLAYER, YEARS	TOTAL
1.	Johnny Rodgers, 1970-72	10
2.	Nate Swift, 2005-08	8
	Jordan Westerkamp, 2013-16	8
4.	Stanley Morgan Jr., 2015-18	7
5.	Irving Fryar, 1981-83	5
	Niles Paul, 2007-10	5
	Kenny Bell, 2011-14	5
	JD Spielman, 2017-present	5

CAREER RECEIVING TOUCHDOWNS

RK.	PLAYER, YEARS	TDs
1.	Johnny Rodgers, 1970-72	25
2.	Nate Swift, 2005-08	22
	Stanley Morgan Jr., 2015-18	22
4.	Kenny Bell, 2011-14	21
5.	Clarence Swanson, 1919-21	18
	Jordan Westerkamp, 2013-16	18
7.	Maurice Purify, 2006-07	16
8.	Jon Bostick, 1989-91	15
	Quincy Enunwa, 2010-13	15
10.	Todd Millikan, 1985-88	14
	Bobby Thomas, 1974-76	14
--	JD Spielman, 2017-present	11

CONSECUTIVE GAMES WITH A CATCH

RK.	PLAYER, YEARS	TDs
1.	Stanley Morgan Jr., 2015-18	38
2.	Johnny Rodgers, 1970-72	37
3.	Jordan Westerkamp, 2013-16	36
4.	Terrence Nunn, 2004-07	32
5.	Kenny Bell, 2012-14	28
6.	JD Spielman, 2017-present	24*

*active streak

CAREER PASSING YARDS

RK.	PLAYER, YEARS	YDS
1.	Tommy Armstrong Jr., 2013-17	8,871
2.	Taylor Martinez, 2010-13	7,258
3.	Zac Taylor, 2005-06	5,850
4.	Joe Ganz, 2005-08	5,125
5.	Dave Humm, 1972-74	5,035
6.	Jerry Tagge, 1969-71	4,704
7.	Eric Crouch, 1998-2001	4,481
8.	Tommie Frazier, 1992-95	3,521
9.	Adrian Martinez, 2018-present	3,342
10.	Turner Gill, 1980-83	3,317

• Nebraska's effort against South Alabama marked the 16th time in school history the Huskers have scored on offense, defense and special teams in the same game. It was the first time since 2012 NU had accomplished that feat, and the first instance against an FBS opponent since 2009 at Colorado.

• Nebraska has added two takeaways each of the past two weeks. NU is +2 in turnover margin through three games.

• Nebraska has averaged 2.8 takeaways in its past eight games. Prior to that, Nebraska averaged 1.0 takeaway in its 30 previous games spanning three seasons.

• The Huskers have forced three or more turnovers in four of their last eight games. Before the current streak, NU had not forced three turnovers in 30 games dating back to game two in 2016.

• Nebraska has forced 15 fumbles in its past eight games. Prior to that, Nebraska had forced just 14 fumbles in its previous 34 games.

• Defensive coordinator Erik Chinander has a history of producing disruptive defenses. In 41 games as a defensive coordinator (UCF, Nebraska) Chinander's defenses have scored 11 touchdowns.

LOCKING DOWN THE RUN GAME

Nebraska has also made big strides in defending the run early in the 2019 season. The Huskers have held all three opponents to fewer than 100 yards rushing, and allowed 82.0 yards per game on the ground to rank 20th nationally.

• Nebraska has held three straight opponents to fewer than 100 yards rushing for the first time since early in the 2017 season.

• The Huskers are allowing just 2.2 yards per rush through three games to rank 12th nationally in that category. Last year Nebraska surrendered 5.0 yards per rush.

• Opponents have only one run that has covered better than 20 yards and just nine runs of 10 yards or more through three games.

BARRY IS THE BIG TEN'S TOP RETURNING TACKLER

Senior inside linebacker **Mohamed Barry** is back after a breakthrough junior season in 2018, when he totaled 112 tackles after recording only 44 tackles in his first two seasons combined.

• Barry led Nebraska with 112 tackles in 2018, the most by a Husker since Lavonte David made 133 stops in 2011. Barry was second in the Big Ten and 38th nationally with an average of 9.3 tackles per game, and he was the Big Ten's leading returner in that category.

• Barry leads the Nebraska defense with 28 tackles in 2019. He opened the season with a team-high 12 tackles against South Alabama, tying his career high. He added a team-high 10 tackles against Northern Illinois for his ninth career double-figure tackle game. He has led Nebraska in tackles in 11 of 15 games since the start of the 2018 season.

• Barry is looking to become the sixth Husker to have back-to-back 100-tackle seasons, joining David (2010-11), his position coach Barrett Ruud (2003-04), Lee Kunz (1977-78), Clete Pillen (1975-76) and Jerry Murtaugh (1969-70).

• Barry was tabbed as a third-team All-Big Ten selection by the conference media in 2018 and was an honorable-mention selection by the league's coaches. He is on the 2019 preseason watch lists for the Butkus Award and the Lott IMPACT Trophy.

BOOTLE AND JACKSON BREAK UP OPPONENT'S PASSING GAME

Junior **Dicaprio Bootle** wreaked havoc on opponent passing games in 2018. Bootle broke up 15 passes and had a career-high 39 tackles in his first season as a starter in 2018, helping Nebraska rank 34th nationally in pass efficiency defense, a 61-spot improvement from the 2017 season.

• Bootle broke up 15 passes in 2018, ranking ninth nationally in breakups and 16th nationally in passes defended per game (1.3). Bootle's 15 pass breakups ranked second on Nebraska's season chart and were the most by a Husker since DeJuan Groce broke up a school-record 17 passes in 2000. Bootle opened the 2019 season with a team-high two PBU against South Alabama, and added one PBU at Colorado.

• Bootle earned third-team All-Big Ten honors last year, becoming the first Husker cornerback to be honored by the conference in four seasons.

• Senior Lamar Jackson lines up opposite Bootle at corner, giving Nebraska one of the conference's best cornerback tandems. Jackson has an interception and a team-high five PBU in 2019. Jackson had a career-high four breakups against Northern Illinois, bettering his previous career high of two breakups in a single game. Jackson is tied for the national lead in passes defended per game at 2.0 per contest.

HUSKER OFFENSE SHOWING VERSATILITY

In non-conference play, the Nebraska offense has shown the versatility to both strike quickly and drive the length of the field.

- Against Colorado, Nebraska had two touchdown drives of 95 yards or longer (95 and 96). That marked the first time the Huskers have had two 95-yard scoring drives in the same game since the 2000 Fiesta Bowl against Tennessee (97- and 99-yard touchdown drives).
- Through three games, Nebraska has seven scoring drives that have covered 75 yards or more.
- Nebraska also had two long scoring plays at Colorado with touchdown passes of 65 (Martinez-Speilman) and 75 yards (Martinez-Washington). That marked the first time the Huskers had multiple 65-yard pass plays in the same game since 2006 against Kansas.
- Nebraska flashed its quick-strike ability and explosiveness against Northern Illinois. Nebraska produced nine plays of 20 yards or more against the Huskies, including eight before halftime. The eight first-half chunk plays matched Nebraska's combined total in its first two games.
- Nebraska had a pair of 60-yard runs against Northern Illinois. **Dedrick Mills** had a career-long 61-yard run in the first quarter, and **Maurice Washington** had a personal-best 60-yard touchdown run in the second quarter. That marked the second time in the past six games Nebraska has produced a pair of 60-yard runs in the same game.

SPIELMAN CONTINUES TO CLIMB HUSKER CHARTS

Junior wide receiver **JD Spielman** has already made Husker history as the only player in program history to have a 200-yard receiving game. In only two-plus seasons and just 24 games, Spielman is also leaving his mark on Nebraska's career record book. He has 132 career catches for 1,872 yards, ranking sixth all-time at Nebraska in receiving yards and eighth in receptions.

- Spielman needs 58 receptions and 876 yards to become Nebraska's all-time leader in both categories. He averaged 61 catches and 842 receiving yards per season in his first two years. On a per-game basis in his 24-game career, Spielman averages 5.5 receptions and 78.0 receiving yards.
- Spielman reached 1,000 career receiving yards in only 15 games. He reached the mark faster than any other Husker, eclipsing Heisman Trophy winner Johnny Rodgers (16 games).
- Spielman is the only player in school history to record 100 catches prior to his junior season.
- Spielman owns the only two 200-yard receiving games in Husker history (200 yards vs. Ohio State in 2017 and 209 yards at Wisconsin in 2018).
- Spielman is the only wide receiver in school history to have two career games with double-digit receptions (11 vs. Ohio State in 2017 and 10 vs. Purdue in 2018). Running back Marlon Lucky is the only other Husker to have two career games with double-digit catches.
- Spielman had more than 800 receiving yards in each of his first two seasons, joining Johnny Rodgers and Stanley Morgan Jr. as the only Huskers with two 800-yard receiving seasons. No Husker has ever had three 800-yard receiving seasons.
- Spielman had more than 50 catches in each of his first two seasons, joining Johnny Rodgers, Kenny Bell and Stanley Morgan Jr. as the only players in program history with multiple 50-catch seasons. No Husker has ever had three 50-catch seasons.
- Spielman opened the 2019 season with a 76-yard punt return for a touchdown against South Alabama, marking his second career punt return score. He had a 77-yard punt return touchdown last season against Bethune-Cookman. He also had a 99-yard kickoff return for a touchdown in his first career touch against Arkansas State in the 2017 season opener. Spielman is one of only eight players in program history to return both a punt and kickoff for a touchdown.
- Spielman recorded his fifth career 100-yard receiving game at Colorado with five catches for 112 yards. He had a 65-yard touchdown reception, his sixth career touchdown of at least 65 yards.

FBS ACTIVE LEADERS IN RECEIVING YARDS PER GAME

RK.	PLAYER	TEAM	CLASS	GAMES	YDS	YDS/GAME
1.	Rondale Moore	Purdue	So.	16	1,627	101.7
2.	Antonio Gandy-Golden	Liberty	Sr.	35	2,781	79.5
3.	Cedric Byrd	Hawaii	Sr.	17	1,327	78.1
4.	JD Spielman	Nebraska	Jr.	24	1,872	78.0
5.	James Proche	SMU	Sr.	40	2,938	73.5

Minimum 1,000 career receiving yards

MOST CAREER RECEIVING YARDS AMONG FBS NON-SENIORS

RK.	PLAYER	TEAM	CLASS	GAMES	YDS
1.	CeeDee Lamb	Oklahoma	Jr.	31	2,194
2.	Tylan Wallace	Oklahoma State	Jr.	29	1,999
3.	Jerry Jeudy	Alabama	Jr.	32	1,887
4.	JD Spielman	Nebraska	Jr.	24	1,872
5.	Tyler Vaughns	USC	Jr.	29	1,804

NATIONAL RANKINGS

ASSOCIATED PRESS (SEPT. 15)

RK.	TEAM (1ST)	RECORD	POINTS
1.	Clemson (57)	3-0	1,545
2.	Alabama (5)	3-0	1,488
3.	Georgia	3-0	1,386
4.	LSU	3-0	1,339
5.	Oklahoma	3-0	1,310
6.	Ohio State	3-0	1,292
7.	Notre Dame	2-0	1,099
8.	Auburn	3-0	1,079
9.	Florida	3-0	959
10.	Utah	3-0	929
11.	Michigan	2-0	917
12.	Texas	2-1	888
13.	Wisconsin	2-0	726
	Penn State	3-0	726
15.	UCF	3-0	703
16.	Oregon	2-1	670
17.	Texas A&M	2-1	665
18.	Iowa	3-0	539
19.	Washington State	3-0	452
20.	Boise State	3-0	277
21.	Virginia	3-0	252
22.	Washington	2-1	183
23.	California	3-0	164
24.	Arizona State	3-0	156
25.	TCU	2-0	104

USA TODAY COACHES (SEPT. 15)

RK.	TEAM (1ST)	RECORD	POINTS
1.	Clemson (62)	3-0	1,622
2.	Alabama (3)	3-0	1,560
3.	Georgia	3-0	1,463
4.	Oklahoma	3-0	1,409
5.	LSU	3-0	1,361
6.	Ohio State	3-0	1,342
7.	Notre Dame	2-0	1,182
8.	Florida	3-0	1,095
9.	Auburn	3-0	1,093
10.	Michigan	2-0	928
11.	Utah	3-0	915
12.	Penn State	3-0	864
13.	Texas	2-1	847
14.	Wisconsin	2-0	806
15.	Texas A&M	2-1	702
16.	UCF	3-0	697
17.	Oregon	2-1	553
18.	Iowa	3-0	563
19.	Washington State	3-0	518
20.	Boise State	3-0	322
21.	Washington	2-1	277
22.	Virginia	3-0	223
23.	California	3-0	124
24.	Arizona State	3-0	110
25.	Kansas State	3-0	106

HUSKERS IN THE 2019 POLLS

DATE	AP	C	CFP	RESULT
Pre.	24	RV	--	def. So. Ala., 35-21
9-3	25	25	--	lost to Colo., 34-31 (ot)
9-8	NR	RV	--	def. No. Illinois, 44-8
9-15	NR	RV		

CHARTING THE HUSKERS

ALL-TIME WINS

RK.	SCHOOL	WINS
1.	Michigan	955
2.	Ohio State	914
3.	Texas	911
4.	Alabama	908
5.	Notre Dame	899
	Nebraska	899
	Oklahoma	899

CONFERENCE TITLES

RK.	SCHOOL	TITLES
1.	Oklahoma	48
2.	Nebraska	46
3.	Michigan	42

AP NATIONAL TITLES

RK.	SCHOOL	TITLES
1.	Alabama	11
2.	Notre Dame	8
3.	Oklahoma	7
4.	Miami	5
	Ohio State	5
	USC	5
t-7.	Nebraska	4

COACHES POLL NATIONAL TITLES

RK.	SCHOOL	TITLES
1.	Alabama	10
2.	Oklahoma	6
3.	USC	5
t-4.	Nebraska	4

NATIONAL TITLES SINCE 1970

RK.	SCHOOL	TITLES
1.	Alabama	11
2.	Nebraska	5
	Miami	5

BOWL APPEARANCES

RK.	SCHOOL	BOWLS
1.	Alabama	65
2.	Texas	55
3.	Nebraska	53
	Georgia	53

HEISMAN TROPHY WINNERS

RK.	SCHOOL	WINNERS
1.	Notre Dame	7
	Ohio State	7
	Oklahoma	7
4.	USC	6
t-5.	Nebraska	3

NFL DRAFT PICKS

RK.	SCHOOL	PICKS
1.	USC	510
2.	Notre Dame	505
3.	Ohio State	453
4.	Oklahoma	393
5.	Michigan	369
6.	Alabama	365
7.	Nebraska	359

SPIELMAN RANKS AMONG NATION'S TOP WIDE RECEIVERS

JD Spielman was one of the top returning receivers in the country in 2019. The two-time All-Big Ten selection has earned a spot on the preseason Biletnikoff Award watch list each of the last two seasons, and he was a freshman All-American in 2017.

- Spielman averages 78.0 receiving yards per game in his 24 career games. That total ranks fourth nationally among all active FBS players with a minimum of 1,000 career receiving yards. Among Power Five teams, Spielman is one of only three active players to average 70 receiving yards per game along with Purdue's Rondale Moore and Oklahoma's CeeDee Lamb.
- Spielman owns 1,872 career receiving yards, which ranks fourth nationally among non-seniors.
- Spielman is also one of the top wideouts in the Big Ten Conference. His career totals of 132 receptions and 1,872 receiving yards rank third and second, respectively, among all 2019 Big Ten receivers and are the highest totals among non-seniors.
- In Big Ten play, Spielman has posted 1,339 career receiving yards. He owns more receiving yards in conference play than any other active Big Ten player, an impressive accomplishment considering Spielman has only played in 15 career Big Ten games, missing the final conference game of the 2017 season and the final two Big Ten contests last season.

MARTINEZ DRIVES HUSKER OFFENSE

Quarterback **Adrian Martinez** put together an impressive rookie campaign as a true freshman in 2018. A freshman All-American a season ago, Martinez played a major role in Nebraska ranking 25th nationally in total offense and setting a school record by gaining at least 450 yards in seven consecutive games.

- Martinez ranked 12th nationally and first among freshmen with an average of 295.1 yards of total offense per game in 2018, a school record. In addition to the school record, it smashed the Huskers' previous freshman record of 199.7 yards per game set by Taylor Martinez in 2010.
- Martinez's average of 295.1 yards of total offense per game marked the 10th-best total offense average by a freshman in FBS history, including the fifth-highest mark by a true freshman and the highest mark ever by a true freshman quarterback for a Power Five team.
- Martinez was the top returner from 2018 in total offensive yards among Power Five quarterbacks. Overall, Martinez (295.1 ypg) ranked third in returning total offensive yards per game behind Houston's D'Eriq King (332.4 ypg) and Hawaii's Cole McDonald (325.7 ypg). UCF's McKenzie Milton (297.0 ypg) also has a higher average than Martinez, but Milton will miss the 2019 season.

MARTINEZ BUILDING ON RECORD-BREAKING FRESHMAN SEASON

Adrian Martinez was one of the most productive freshman quarterbacks in NCAA history last season, when he earned freshman All-America honors after setting several school records. Martinez started 11 of 12 games, more than all other true freshmen quarterbacks in Nebraska history combined. He led an offense that ranked 25th nationally with an average of 456.2 yards per game. Martinez completed nearly 65 percent of his passes, threw for 2,617 yards and 17 touchdowns and rushed for 629 yards and eight scores.

- Martinez averaged a school-record 295.1 yards of total offense per game in 2018, an average that ranked 12th nationally and was the top mark among freshmen.
- Martinez set Husker season records for 300-yard total offense games (7) and 400-yard total offense games (3), while tying the Nebraska career record with three 400-yard total offense games.
- Martinez set Nebraska freshman records in completions (224), completion percentage (64.6), passing yards (2,617), passing touchdowns (17), total offensive yards (3,246) and total touchdowns (25). His 629 rushing yards were the most ever by a Husker true freshman quarterback and the most by any Nebraska true freshman since 2002.

TOP TOTAL OFFENSE AVERAGES BY AN FBS FRESHMAN

RK.	PLAYER	TEAM	YEAR	YPG
1.	Johnny Manziel	Texas A&M	2012	393.5
2.	David Neill	Nevada	1998	372.3
3.	Jared Lorenzen	Kentucky	2000	347.9
4.	J.T. Barrett	Ohio State	2014	314.3
5.	Brent Stockstill	Middle Tennessee	2015	310.9
6.	Jameis Winston	Florida State	2013	305.4
7.	Jon Denton	UNLV	1996	302.4
8.	Timmy Chang	Hawaii	2000	299.2
9.	Brett Rypien	Boise State	2015	298.3
10.	Adrian Martinez	Nebraska	2018	295.1

David Neill, Timmy Chang, Brett Rypien and Adrian Martinez are the only true freshmen on this list; the other six were redshirt freshmen.

- In addition to his school records, Martinez ranked in the top five on Nebraska's season chart in completion percentage (2nd, 64.6), completions (4th, 224) and total offensive yards (5th, 3,246).
- Martinez posted an 86.2 completion percentage against Minnesota last October, setting a Nebraska record for the highest completion percentage with a minimum of 20 attempts. Martinez broke the record held by Dave Humm that stood for 44 years.

MARTINEZ'S FRESHMAN SEASON IN THE HUSKER RECORD BOOK

CATEGORY	TOTAL	RANK
Total Offensive Yards Per Game	295.1	1st
300-Yard Total Offense Games	7	1st
400-Yard Total Offense Games	3	1st
Completion Percentage	64.6	2nd
Completions	224	4th
Total Offensive Yards	3,246	5th
Passing Yards Per Game	237.9	5th
Passing Yards	2,617	8th
Passing Touchdowns	17	9th

MARTINEZ BRINGS DUAL THREAT TO NEBRASKA OFFENSE

Adrian Martinez is one of the nation's top dual-threat quarterbacks. In 11 games as a true freshman in 2018, Martinez threw for more than 2,500 yards and rushed for more than 600 yards. In 2019, he is off to a similar start averaging 280.3 yards of total offense per game.

- Martinez posted 356 yards of total offense at Colorado and 301 yards of offense against Northern Illinois. Martinez now has nine career games of 300 yards or more in total offense, tied for the second-most in school history.
- With his 356 yards at Colorado, Martinez continued an impressive stretch of play away from Lincoln. In his last five road games, Martinez is averaging 351.8 yards of total offense. In those five games, he has rushed 82 times for 308 yards (61.6 ypg) with six touchdowns. He has completed 113-of-174 passes for 1,451 yards (290.2 ypg) and eight touchdowns.
- Martinez averaged 237.9 passing yards per game and 57.2 rushing yards per game in 2018. He was one of only four FBS quarterbacks who averaged 225 passing yards and 50 rushing yards per game in 2018. Through two games in 2019, Martinez is averaging 241.7 passing yards and 38.7 rushing yards per game.
- Martinez became the sixth freshman in NCAA history to average 200 passing yards and 50 rushing yards per game. He was just the second true freshman to hit those marks in FBS history and the first true freshman at a Power Five school to average 200 passing yards and 50 rushing yards.
- With his dual-threat ability, Martinez is on the preseason watch list for the Maxwell and Walter Camp Player-of-the-Year Awards, along with the Manning and Davey O'Brien Awards.

FBS FRESHMEN TO AVERAGE 200 PASSING & 50 RUSHING YARDS PER GAME

PLAYER	TEAM	YEAR	PASS YPG	RUSH YPG
Adrian Martinez	Nebraska	2018	237.9	57.2
J.T. Barrett	Ohio St.	2014	236.2	78.2
Johnny Manziel	Texas A&M	2012	285.1	108.5
Marcus Mariota	Oregon	2012	205.9	57.8
Brett Smith	Wyoming	2011	201.7	54.6
Adam Weber	Minnesota	2007	241.3	51.4

Martinez & Smith are the only true freshmen on this list; the other four were redshirt freshmen

FBS PLAYERS TO PASS FOR 2,500 YARDS & RUSH FOR 500 YARDS IN 2018

PLAYER	TEAM	GAMES	PASS YARDS	RUSH YARDS
Eric Dungey	Syracuse	13	2,868	754
Caleb Evans	Louisiana-Monroe	12	2,869	632
D'Eriq King*	Houston	11	2,982	674
Adrian Martinez*	Nebraska	11	2,617	629
Trace McSorley	Penn St.	13	2,530	798
Kyler Murray	Oklahoma	14	4,361	1,001
Bryce Perkins*	Virginia	13	2,680	923

*returning player

CHARTING THE HUSKERS

CONSECUTIVE HOME SELLOUTS		
RK.	SCHOOL	SELLOUTS
1.	Nebraska	370
2.	Notre Dame	269

WINS THE LAST 50 SEASONS		
RK.	SCHOOL	WINS
1.	Nebraska	465
2.	Oklahoma	463
3.	Ohio State	461

WINS THE LAST 40 SEASONS		
RK.	SCHOOL	WINS
1.	Ohio State	370
2.	Nebraska	367
3.	Florida State	361
	Oklahoma	361

WINS THE LAST 30 SEASONS		
RK.	SCHOOL	WINS
1.	Ohio State	288
2.	Florida	275
3.	Florida State	273
4.	Oklahoma	270
5.	Nebraska	264
6.	Georgia	261
7.	Alabama	257
8.	Virginia Tech	255
9.	Miami	254
	Clemson	254

9-WIN SEASONS		
RK.	SCHOOL	SEASONS
1.	Nebraska	50
2.	Alabama	49
3.	Oklahoma	46

10-WIN SEASONS		
RK.	SCHOOL	SEASONS
1.	Oklahoma	39
2.	Alabama	38
3.	Michigan	29
4.	Nebraska	27

WEEKS RANKED IN AP POLL		
RK.	SCHOOL	WEEKS
1.	Ohio State	905
2.	Michigan	852
3.	Oklahoma	833
4.	Notre Dame	802
5.	Alabama	794
6.	USC	767
7.	Nebraska	729

WEEKS RANKED NO. 1 IN AP POLL		
RK.	SCHOOL	WEEKS
1.	Alabama	119
2.	Ohio State	106
3.	Oklahoma	102
4.	Notre Dame	99
5.	USC	91
6.	Florida State	72
7.	Nebraska	71

WEEKS IN THE AP POLL TOP 10		
RK.	SCHOOL	WEEKS
1.	Ohio State	625
2.	Oklahoma	590
3.	Alabama	553
4.	Notre Dame	551
5.	Michigan	521x
6.	Nebraska	518

NEBRASKA UNDER FROST

Overall.....	6-9
vs. AP Ranked Teams.....	0-3
vs. AP Top 10 Teams.....	0-1
vs. Unranked Teams.....	6-6
vs. Big Ten Teams.....	3-6
Home.....	6-3
Road.....	0-6
Neutral.....	0-0
In August.....	1-0
In September.....	1-5
In October.....	2-2
In November.....	2-2
In December.....	0-0
In January.....	0-0
When Rushing for 200 or More Yards.....	4-3
When Rushing for 300 or More Yards.....	2-1
When Passing for 200 or More Yards.....	4-7
When Passing for 300 or More Yards.....	0-2
When NU Player Rushes for 100 Yards.....	4-3
When NU Has Two 100-Yard Rushers.....	1-1
When NU Player Has 100 yards Receiving.....	2-4
When Opponent Has 100-Yard Rusher.....	1-4
When Scoring 35 or More Points.....	5-0
When Holding Opponent to 10 Point or Less.....	3-0
When Forcing Three or More Turnovers.....	3-1
When Winning Turnover Margin.....	4-1
When Nebraska Scores First.....	5-4
When Nebraska Leads at Halftime.....	5-3
When Nebraska Trails at Halftime.....	1-6
When Nebraska is Tied at Halftime.....	0-0
Games Decided by 11 Points or More.....	5-3
Games Decided by 10 Points or Less.....	1-6
Games Decided by 7 Points or Less.....	1-6
Games Decided by 3 Points or Less.....	1-3
Overtime Games.....	0-2

FROST AS A HEAD COACH

Overall.....	25-16
vs. AP Ranked Teams.....	3-4
vs. AP Top 10 Teams.....	1-1
vs. Unranked Teams.....	22-12
Home.....	16-6
Road.....	8-9
Neutral.....	1-1
In August.....	2-0
In September.....	5-7
In October.....	8-4
In November.....	8-4
In December.....	1-1
In January.....	1-0
When Rushing for 200 or More Yards.....	12-4
When Rushing for 300 or More Yards.....	3-1
When Passing for 200 or More Yards.....	19-12
When Passing for 300 or More Yards.....	9-3
When Player Rushes for 100 Yards.....	9-3
When Has Two 100-Yard Rushers.....	1-1
When Player Has 100 yards Receiving.....	6-7
When Opponent Has 100-Yard Rusher.....	5-7
When Scoring 35 or More Points.....	19-0
When Holding Opponent to 10 Point or Less.....	7-0
When Forcing Three or More Turnovers.....	13-2
When Winning Turnover Margin.....	19-2
When Scoring First.....	16-9
When Leading at Halftime.....	21-5
When Trailing at Halftime.....	4-10
When Tied at Halftime.....	0-1
Games Decided by 11 Points or More.....	18-7
Games Decided by 10 Points or Less.....	7-8
Games Decided by 7 Points or Less.....	5-9
Games Decided by 3 Points or Less.....	1-4
Overtime Games.....	1-3

WASHINGTON PROVIDES RUNNING AND RECEIVING THREAT

Sophomore running back **Maurice Washington** is second for Nebraska in rushing through three games with 179 yards on 25 carries, an average of 7.2 yards per rush. Washington has also shown his ability to be one of Nebraska's top receiving options in his young career at Nebraska. This season, he has caught eight passes for 149 yards and two touchdowns. As a freshman, Washington finished with 24 catches for 221 yards.

- In Nebraska's game at Colorado, Washington caught four passes for 118 yards, including a 75-yard touchdown. The 118-yard effort was the fifth-best single-game receiving effort in school history by a Nebraska running back.
- The 75-yard touchdown catch against the Buffs marked the longest reception by a Husker running back since 1978.
- In addition to his 100-yard receiving day at Colorado, Washington also topped the century mark in receiving at Iowa last season. His two 100-yard receiving efforts ties him with Cory Ross and Marlon Lucky for the school record for 100-yard receiving games by a running back.

HUSKER OFFENSE LOOKS TO BE ONE OF NATION'S TOP UNITS

Despite a new system and a true freshman starting quarterback, Nebraska featured one of the nation's top offenses in 2018, and the Huskers were also one of the nation's most improved units. Nebraska has the tools to once again be one of the nation's best units.

The Huskers churned out 469 yards at Colorado and had a season-high 525 yards of offense against Northern Illinois. The Huskers are averaging 423.3 yards per game through three games in 2019.

- Nebraska ranked 25th nationally in total offense in 2018, averaging 456.2 yards per game. The Huskers finished in the top 25 in total offense for the first time since 2008.
- The Huskers gained at least 450 yards of offense in seven consecutive games during the 2018 season, the longest such streak in school history. Nebraska also eclipsed 500 yards of total offense five times last fall, the program's most games with 500 yards of offense since 2000.
- Nebraska gained more than 2,500 yards rushing and 2,500 yards passing in 2018, marking just the fourth time the Huskers had reached both of those marks in the same season.
- The Huskers ranked 87th in the country in total offense in 2017 before improving to 25th in 2018. Nebraska's 62-spot improvement ranked seventh nationally. The Huskers also ranked 14th nationally by averaging 71.2 more yards per game in 2018 than they did in 2017.
- Nebraska improved its rushing offense ranking by 91 spots from 2017 to 2018, the No. 2 improvement nationally after going from 119th in 2017 to 28th in 2018. NU was also third with a rushing improvement of 101.5 yards per game from 2017 (107.5 ypg) to 2018 (209.0 ypg).

ALL-TIME LONGEST STREAKS WITHOUT BEING SHUT OUT

RK.	PLAYER	YEAR BEGAN	YEAR ENDED	GAMES
1.	Florida	1988	Active	388
2.	Michigan	1984	2014	365
3.	BYU	1975	2003	351
4.	TCU	1992	Active	336
5.	Air Force	1992	2017	306
6.	Virginia Tech	1995	Active	308
7.	Georgia	1995	Active	307
8.	Nebraska	1996	Active	298

HUSKER STREAKS CONTINUE IN 2019 SEASON

Nebraska continues a pair of long team streaks in the 2019 season, while a pair of Huskers are also riding impressive individual streaks.

- The game against Northern Illinois marked Nebraska's 370th consecutive sellout. The sellout streak began in 1962 and is in its 57th year in 2019.
- Nebraska has scored in 298 consecutive games. The streak is the longest in school history, the eighth-longest in FBS history and the fifth-longest active streak.
- Junior wide receiver **JD Spielman** has made at least two catches in each of his 24 career games. His streak of 24 straight games with a reception is the sixth-longest streak in school history.
- Sophomore place-kicker **Barret Pickering** has made 10 consecutive field goals, 26 consecutive extra points and 36 straight kicks overall. His streak of 10 straight made field goals is the seventh-longest streak in program history. Pickering has not played in 2019 because of injury.

NEBRASKA FOOTBALL NCAA RECORDS

370

CONSECUTIVE SELLOUTS

108

ACADEMIC ALL-AMERICANS

50

9-WIN SEASONS

ROSTER FULL OF YOUTH FOR 2019 HUSKERS

Nebraska features a youthful roster again in 2019, one year after the Huskers' 2018 freshman class made a significant impact.

- Among the 153 players on the Husker roster, 105 are underclassmen, including 78 freshmen and 27 sophomores. Overall, 69 percent of Nebraska's roster is comprised of underclassmen. Additionally, 101 of the 153 players on the roster have been added in Scott Frost's two seasons.
- Nebraska's two leading returning rushers from 2018, its leading passer, its leading scorer, its leading kickoff returner and two of its top four returning receivers were all freshmen in 2018.

FRESHMEN MAKE IMPACT ON OFFENSIVE LINE

Nebraska, which has no seniors on its offensive line depth chart, has had two freshmen earn playing time on the line in the first three games.

- Redshirt freshman **Cameron Jurgens** has started at center in all three games. Jurgens is the first freshman (true or redshirt) to start a game at center for Nebraska since the NCAA restored freshmen eligibility in 1972.
- Jurgens, who spent the majority of his redshirt season working at tight end, also became only the sixth freshman offensive lineman (true or redshirt) to start a season opener for Nebraska against South Alabama.
- Redshirt freshman **Will Farniok** also saw playing time at center against South Alabama and Northern Illinois.
- True freshman **Bryce Benhart** is Nebraska's No. 2 right tackle and saw his first action against Northern Illinois.

FRESHMEN OFFENSIVE LINEMEN TO START A HUSKER SEASON OPENER (MODERN ERA)

- Cameron Jurgens, Center (RFr., 2019)
- Nick Gates, Right Tackle (RFr., 2015)
- Tyler Moore, Right Tackle (True Fr., 2011)
- Jeremiah Sirles, Left Tackle (RFr., 2010)
- Marcel Jones, Right Tackle (RFr., 2008)
- Richie Incognito, Left Tackle (RFr., 2002)

HUSKERS NAME 2019 CAPTAINS

Senior linebacker **Mohamed Barry**, senior defensive lineman **Darrion Daniels**, junior offensive lineman **Matt Farniok** and sophomore quarterback **Adrian Martinez** will serve as captains in 2019.

- Farniok's selection marks the seventh straight year an offensive lineman has served as captain.
- Martinez becomes just the second sophomore captain at Nebraska since at least 1930. The only other sophomore to serve as captain since 1930 was quarterback Joe Dailey in 2004.

NEBRASKA RANKS AMONG NATION'S ATTENDANCE LEADERS

Nebraska averaged 89,034 fans over seven home games in 2018 to rank 10th nationally in average attendance. The Huskers were ninth with a total season attendance of 623,240. This season Nebraska is averaging 89,548 fans through two home games.

- The Huskers have ranked in the top 15 nationally in average attendance every season since 2006. Nebraska has ranked in the top 20 nationally in average attendance every year this century.

NEBRASKA'S ATTENDANCE RANKINGS THIS DECADE

YEAR	AVG. ATTEN.	RANK
2018	89,034	10th
2017	89,798	10th
2016	90,200	10th
2015	89,998	11th
2014	91,249	10th
2013	90,933	9th
2012	85,517	12th
2011	85,267	12th
2010	85,664	11th

HUSKER HIGHLIGHTS

1

Nebraska football is the only team in any sport in NCAA history to boast 100 athletic All-Americans and 100 academic All-Americans.

3

Three Huskers have won the Heisman Trophy, all since 1972. Johnny Rodgers won in 1972, Mike Rozier in 1983 and Eric Crouch in 2001.

5

Nebraska has won five national titles: 1970, 1971, 1994, 1995 and 1997. The Huskers rank second with five national titles since 1970.

6

Nebraska ranks sixth in NCAA history with 899 all-time victories. The Huskers are one of only 12 teams with 800 all-time wins.

9

NU ranks ninth nationally with a total of 24 former players and coaches (18 players, six coaches) enshrined in the College Football Hall of Fame.

26

Nebraska leads the nation with a former Husker on a Super Bowl roster for 26 consecutive years.

46

NU ranks second in NCAA history with 46 conference titles, including 33 unbeaten conference seasons.

50

Nebraska has won at least nine games in a season 50 times in its 129-year history, an NCAA record for most nine-win seasons.

53

Nebraska ranks third in NCAA history with 53 all-time bowl appearances.

108

Nebraska football has totaled 108 Academic All-Americans, the most of any team in any sport in NCAA history.

338

NU has totaled an NCAA-record 338 Academic All-Americans in all sports.

370

Memorial Stadium has been sold out for an NCAA-record 370 consecutive games dating back to Nov. 3, 1962.

NEBRASKA FOOTBALL RANKINGS

4TH

COACHES POLL TITLES

6TH

ALL-TIME WINS

7TH

AP POLL TITLES

HOME OF THE HUSKERS



Memorial Stadium's history dates back more than 90 years. In the fall of 1922, a drive for \$430,000 in stadium construction funds was undertaken by faculty, students, alumni and friends of the University.

The stadium was named Memorial Stadium to honor all Nebraskans who served in the Civil and Spanish-American Wars; the 751 Nebraskans who died in World War I; the 3,839 in World War II; the 225 in Korea; the 422 in Vietnam; and those in Iraq.

Construction was completed in a few more than 90 working days and Memorial Stadium was dedicated on Oct. 20, 1923, at the Homecoming game in which Nebraska was held to a scoreless tie by Kansas.

The field at Memorial Stadium was named Tom Osborne Field - after the Huskers' legendary Hall-of-Fame coach - in 1998, one year after Osborne's retirement following 25 years and 255 victories as head coach.

TOP 10 HOME CROWDS

RK.	DATE	OPPONENT	ATT.
1.	Sept. 20, 2014	Miami	91,585
2.	Sept. 14, 2013	UCLA	91,471
3.	Aug. 30, 2014	Fla. Atlantic	91,441
4.	Nov. 29, 2013	Iowa	91,260
5.	Sept. 27, 2014	Illinois	91,225
6.	Nov. 22, 2014	Minnesota	91,186
7.	Aug. 31, 2013	Wyoming	91,185
8.	Nov. 2, 2013	Northwestern	91,140
9.	Nov. 1, 2014	Purdue	91,107
10.	Oct. 25, 2014	Rutgers	91,088

TOP 5 SEASON ATTENDANCE

RK.	YEAR	GAMES	TOTAL	AVG.
1.	2014	7	638,744	91,249
2.	2013	8	727,466	90,933
3.	2016	7	631,402	90,200
4.	2015	7	629,986	89,998
5.	2017	7	628,583	89,798

LONGEST HOME WIN STREAKS

RK.	BEGAN	ENDED	WINS
1.	Oct. 19, 1991	Oct. 31, 1998	47
2.	Sept. 28, 1901	Oct. 20, 1906	33
3.	Nov. 27, 1998	Nov. 2, 2002	26
4.	Sept. 27, 1969	Nov. 23, 1972	23
5.	Oct. 3, 1981	Nov. 17, 1984	21

All streaks at Memorial Stadium, except for the 33-game streak from 1901 to 1906.

RECORD SELLOUT STREAK CONTINUES

Nebraska has sold out every game at Memorial Stadium since Nov. 3, 1962, an NCAA-record streak of 370 consecutive sellouts, 101 more than second-place Notre Dame. Nebraska is 311-59 (.841) during the streak and overall attendance during the streak is more than 28 million fans.

LONGEST SELLOUT STREAKS IN NCAA HISTORY

RK.	SCHOOL	SELLOUTS
1.	Nebraska	370
2.	Notre Dame	269

HUSKERS OWN BIG HOME-FIELD ADVANTAGE

Nebraska has won at least six home games in 24 of the past 32 seasons. Nebraska is 177-36 (.831) at home over the last 30 seasons.

- Since 1970, Nebraska has posted 41 perfect home seasons.
- The Huskers are 546-155-20 all-time in Lincoln (.771 in 130 years).
- Nebraska is 421-132-13 in Memorial Stadium (.755 in 96 years dating back to 1923).

NEBRASKA AMONG TOP ALL-TIME PROGRAMS

Nebraska is playing its 130th season of football in 2019, and the Huskers boast an 899-389-40 all-time record (.692) in 1,328 games. The Huskers are one of 12 programs with 800 all-time victories, ranking sixth all-time with 899 wins.

- Nebraska will look to join the 900-win club this week. Michigan (955), Ohio State (914), Texas (911) and Alabama (908) and Notre Dame (900) are the only teams with 900 all-time wins.
- Since 1970, Nebraska owns a 465-147-5 record (.758), and the Huskers are the nation's wins leader over the last 50 years.
- NU boasts 27 10-win seasons in school history, including 24 since 1970. The Huskers also have 12 seasons with 11 or more wins, seven seasons with 12 or more wins and three 13-win seasons.
- The Huskers own 50 nine-win seasons, an NCAA record. Forty-two of those nine-win seasons have come since 1970 and 48 since 1962, 13 more than any other school.
- Nebraska was the first team in NCAA history to win 100 games in consecutive decades, leading the nation with 103 wins in the 1980s and ranking second with 108 wins in the 1990s.

NEBRASKA NO. 2 IN CONFERENCE TITLES

Nebraska is one of only five schools in NCAA history that has won at least 40 conference championships, ranking second all-time with 46 conference titles. In 36 seasons (1962-97) under Hall-of-Fame coaches Bob Devaney (8) and Tom Osborne (13), the Huskers won 21 conference titles.

MOST CONFERENCE TITLES

RK.	TEAM	TOTAL
1.	Oklahoma	48
2.	Nebraska	46
3.	Michigan	42
4.	Ohio State	40
	USC	40

HUSKERS RANK HIGHLY IN NATIONAL CHAMPIONSHIPS

Nebraska has won five national championships, including three outright titles (1971, 1994, 1995) and two shared championships (1970, 1997). In 1970, Nebraska was awarded the Associated Press national title, but was No. 3 in the coaches poll behind No. 1 Texas and No. 2 Ohio State, both of whom lost their bowl games (the coaches' poll was voted on before bowl games). In 1997, undefeated Nebraska was voted No. 1 in the coaches' poll, while undefeated Michigan was No. 1 in the AP poll.

- Nebraska's four AP national championships rank seventh all-time.
- The Huskers' four coaches' poll national championships rank fourth all-time.

NEBRASKA ALSO EXCELS IN THE CLASSROOM

Nebraska's rich tradition is not limited to the field, as the Huskers have been outstanding in the classroom as well.

- Nebraska owns the NCAA record with 338 CoSIDA Academic All-Americans across all sports.
- Husker football has produced 108 CoSIDA Academic All-Americans, the most of any single sport in NCAA history.
- Nebraska owns the NCAA record with 17 NCAA Top 10 Award Winners, which is considered the "Heisman Trophy" of academics.
- Nebraska football has produced nine NCAA Top 10 Award winners, the most of any single team in NCAA history.

2019 NEBRASKA SEASON NOTEBOOK

SCHEDULE NOTES

- Nebraska faces seven teams that made a bowl game in 2018, including three defending conference division champion. The Huskers played both 2018 Big Ten division champs close on the road last fall, suffering a three-point overtime loss at West Division champion Northwestern and a five-point loss at East Division champion Ohio State. NU also faces Northern Illinois, the 2018 MAC East Division champion.

2018 BOWL TEAMS ON SCHEDULE

Sept. 14	Northern Illinois	Boca Raton
Sept. 28	Ohio State	Rose
Oct. 5	Northwestern	Holiday
Oct. 12	at Minnesota	Quick Lane
Nov. 2	at Purdue	Music City
Nov. 16	Wisconsin	Pinstripe
Nov. 29	Iowa	Outback

- Nebraska plays five teams that appeared in the Associated Press top-25 poll at least once last season: Colorado (as high as No.19), Ohio State (as high as No. 2), Northwestern (as high as No. 20), Wisconsin (as high as No. 4) and Iowa (as high as No. 18).
- NU faces four teams with a new head coach in 2019: Colorado (Mel Tucker); Northern Illinois (Thomas Hammock); Ohio State (Ryan Day); and Maryland (Michael Locksley).
- After playing 12 consecutive weeks during the 2018 season, Nebraska will have a pair of byes (Oct. 19 and Nov. 9) in 2019. The last time Nebraska had two byes in the same season was in 2014.

COACHING STAFF NOTES

- Scott Frost** is in his fourth season as a head coach in 2019. Frost is one of four former Husker players to return to the Nebraska sideline as head coach, and he is one of 19 FBS head coaches leading their coach alums in 2019.
- Nebraska's staff also includes former Huskers **Greg Austin** (2003-06), **Ryan Held** (1993-96) and **Barrett Ruud** (2001-04).
- Frost is one of only four FBS head coaches who won a national title as a player. Both Frost (1995 & 1997) and Ryan Held (1994 & 1995) were two-time national champions at Nebraska.
- Frost and nine of his 10 assistant coaches are in their fourth consecutive season working together, including two seasons at UCF.
- The lone new addition to the staff is defensive line coach **Tony Tuioti**, who came to Nebraska after spending the past two seasons at Cal.
- Frost was the consensus choice as the 2017 national coach of the year, while offensive coordinator **Troy Walters** was a finalist for the 2017 Broyles Award. Defensive coordinator **Erik Chinander** was a nominee for the 2016 Broyles Award and quarterbacks coach **Mario Verduzco** was a Broyles Award nominee in 2018.

- Walters, the all-time leading receiver in Pac-12 history, was the 1999 Biletnikoff Award winner as the nation's top receiver. He is the only Biletnikoff Award winner currently coaching in college football.

ROSTER NOTES

- Nebraska's roster features 153 players. NU is believed to have the largest roster of any non-service academy in the country.
- The roster features players from 29 states, including 69 homegrown Huskers.
- Behind Nebraska, the most common states are: Georgia (8), Colorado (7), Florida (7), Texas (6), Arizona (5), California (5), Iowa (5), Missouri (5).
- The roster features 57 newcomers, including 46 true freshmen and 11 transfers, including five FBS transfers, four from Power Five programs.
- More than two-thirds of the Husker roster is underclassmen, as 105 of the 153 players are either freshmen or sophomores (69 percent).
- Nebraska has 78 freshmen on its roster, more than the sophomore, junior and senior classes combined. Fifty-one percent of NU's roster is freshmen, the fifth-highest total of any FBS team behind UCLA, Oklahoma State, Coastal Carolina and Virginia Tech, respectively.
- NU's 78 freshmen are the most of any non-service academy team and are 12 more than the next closest team (Coastal Carolina, 66).
- Of the 153 players on the roster, 101 have joined the program since Scott Frost was hired as head coach in December of 2017 (66 percent).

- Nebraska has five sets of brothers on its 2019 roster (Brant & Brig Banks; Damion & Darrion Daniels; Carlos & Khalil Davis; Matt & Will Farniok; and Connor & Corbin Ruth). The five sets of brothers ties Clemson for the most brothers on any FBS roster.

ACADEMIC NOTES

- The Husker football program has produced more CoSIDA Academic All-Americans (108) than any other sport in NCAA history.
- A total of 16 Huskers are playing the 2019 season as graduates. That total ranks fourth in the FBS and leads all Big Ten schools.

HUSKERS WHO HAVE EARNED DEGREES

» Avery Anderson	» Reid Karel
» Fyn Anderson	» Eric Lee Jr.
» Mohamed Barry	» Wyatt Mazour
» Tony Butler	» DaiShon Neal
» Darrion Daniels	» Kanawai Noa
» Carlos Davis	» Jeremiah Stovall
» Khalil Davis	» Chase Urbach
» Austin Hemphill	» Vaha Vainuku

- Nine more Huskers are on track to graduate in December. If that happens, 22 members of the 24-player senior class - and three juniors - will have earned their degrees by bowl season.

NEBRASKA FOOTBALL FACTS

HISTORY

Season of Football.....	130th
All-Time Games Played	1,328
National Ranking in All-Time Wins	6th
All-Time Bowl Appearances	53
National Ranking in Bowl Appearances	3rd

CHAMPIONSHIPS

National Championships	5
Back-to-Back National Championships	2
Undefeated Seasons	11
Perfect Seasons	9
Conference Championships.....	46

RECORD BREAKDOWN

All-Time Record.....	899-389-40 (.692)
All-Time Bowl Record	26-27 (.491)
Home Games	546-155-20 (.771)
Memorial Stadium	421-132-13 (.755)
Record in August.....	14-0-0 (1.000)
Record in September	178-48-6 (.780)
Record in October.....	363-144-19 (.708)
Record in November.....	307-162-15 (.650)
Record in December	22-14-0 (.611)
Record in January.....	14-21-0 (.400)
Record in February.....	1-0-0 (1.000)
In Overtime.....	8-5
At Night.....	98-42-3
When Scoring 35+ Points.....	370-9
When Allowing 10 Points or Less	255-7-1
vs. Big Ten Teams	118-98-10
» In Big Ten Play (since 2011).....	37-31
» Home.....	21-12
» Away.....	16-18
» Neutral	0-1
vs. Ranked Teams	104-131-3
» Home.....	50-40-0
» Away.....	29-67-3
» Neutral	25-24-0
» as No. 1 Team	46-7-1

STREAKS

Consecutive Games Scoring a Point	298
Consecutive Home Games Scoring a Point...	336
Consecutive Home Sellouts	370
Record in Sellout Streak	311-59
» vs. Ranked Teams	45-29

INDIVIDUAL HONORS

College Football Hall of Fame Players	18
College Football Hall of Fame Coaches.....	6
First-Team All-Americans	110
Unanimous All-Americans.....	54
CoSIDA Academic All-Americans*	108
NCAA Top Ten Award Winners*	9
Heisman Trophy Winners	3
Walter Camp Award Winners	3
Maxwell Trophy Winners	1
Outland Trophy Winners*.....	9
Lombardi Trophy Winners.....	5
Butkus Award Winners.....	1
Johnny Unitas Golden Arm Award Winners..	1
Davey O'Brien Award Winners.....	1
Rimington Award Winners.....	1
Bednarik Award Winners	1
Nagurski Trophy Winners	1
Retired Jerseys	25
First-Team All-Conference Selections	519

*Total leads the nation

COACHING LEDGER

NEBRASKA (2018-19)

- Head Coach (6-9 Record)

CENTRAL FLORIDA (2016-17)

- Head Coach (19-7 Record)

OREGON (2009-15)

- Offensive Coordinator (2013-15)
- Assistant Coach (WR) (2009-12)

NORTHERN IOWA (2007-08)

- Co-Defensive Coordinator (2008)
- Assistant Coach (LB) (2007)

KANSAS STATE (2006)

- Graduate Assistant

NEBRASKA (2002)

- Graduate Assistant

YEARLY TEAM RECORDS

YEAR	TEAM (ROLE)	RECORD
2007	Northern Iowa (AC)	12-1
2008	Northern Iowa (DC)	12-3
2009	Oregon (AC)	10-3
2010	Oregon (AC)	12-1
2011	Oregon (AC)	12-2
2012	Oregon (AC)	12-1
2013	Oregon (OC)	11-2
2014	Oregon (OC)	13-2
2015	Oregon (OC)	9-3
2016	UCF (HC)	6-7
2017	UCF (HC)	13-0
2018	Nebraska (HC)	4-8
2019	Nebraska (HC)	2-1
HEAD COACHING RECORD		25-16
OVERALL RECORD		128-34

YEARLY TEAM RANKINGS

YEAR	TEAM (ROLE)	RANK
2007	UNI (AC)	4th
2008	UNI (DC)	4th
2009	Oregon (AC)	11th
2010	Oregon (AC)	3rd
2011	Oregon (AC)	4th
2012	Oregon (AC)	2nd
2013	Oregon (OC)	9th
2014	Oregon (OC)	2nd
2015	Oregon (OC)	14th
2016	UCF (HC)	NR
2017	UCF (HC)	6th
2018	Nebraska (HC)	NR

CONFERENCE TITLES (7)

YEAR	TEAM	CONFERENCE
2007	UNI (AC)	Gateway
2008	UNI (DC)	Missouri Valley
2009	Oregon (AC)	Pac-10
2010	Oregon (AC)	Pac-10
2011	Oregon (AC)	Pac-12
2014	Oregon (OC)	Pac-12
2017	UCF (HC)	American

PLAYING LEDGER

NATIONAL FOOTBALL LEAGUE

- 3rd-Round Pick in 1998 NFL Draft
- 6-Year NFL Career at Safety

NEBRASKA (1995-97)

- 1995 & 1997 National Champion
- 24-2 Record as Starting Quarterback
- 1996 Big 12 Newcomer of the Year

STANFORD (1993-94)

- Two-Way Starter at Quarterback & Safety

HEAD COACH SCOTT FROST



HISTORIC TURNAROUND AT UCF

At UCF, Frost produced the greatest two-year turnaround in college football history, inheriting an 0-12 team and leading the Knights to a 13-0 record just two years later.

- In his first season in 2016, Frost made history as the only first-time head coach in FBS history to make a bowl game with a team that was winless the previous season.
- UCF tied for the national lead with a six-win improvement from the 2015 to 2016 season. The Knights then ranked third nationally after improving by seven wins from the 2016 to 2017 season.
- The Knights' seven-win improvement from 2016 to 2017 ranked 11th in NCAA history and marked just the second time ever a bowl team improved by more than six wins the next season.
- UCF was the American Athletic Conference and Peach Bowl champions and was the only FBS team to go undefeated in 2017.
- Frost called UCF's plays, orchestrating the greatest two-year offensive turnaround in NCAA history. The Knights went from last to fifth in total offense, improving their output by more than 260 yards per game. UCF also went from third-to-last to first in scoring offense, improving by nearly 35 points per game.

13-0 AS A PLAYER & COACH

In his second year as a head coach, Scott Frost guided UCF to a 13-0 record in 2017, when the Knights were the nation's only undefeated team.

- Frost became the fourth coach in FBS history to post a 13-0 record or better in either his first or second season as a head coach. Among that quartet, Frost is the only coach who inherited a team that won fewer than five games, as UCF went 0-12 the year before Frost's arrival.
- Frost is one of only seven active FBS head coaches who has posted a 13-0 season or better, joining Jimbo Fisher, Gary Patterson, Chris Petersen, Nick Saban, Dabo Swinney and Kyle Whittingham.
- Frost also led Nebraska to a 13-0 record and a national title as the Huskers' starting quarterback in 1997. Frost was the first person in NCAA history to be part of a 13-0 season as both a player and a head coach.

NATIONAL COACH OF THE YEAR

Frost was the consensus choice as the 2017 national coach of the year, earning the honor from at least eight different organizations.

- Frost won the 2017 Paul "Bear" Bryant Award as the national coach of the year. He joined Chris Petersen (2006 & 2009, Boise State) as the only coaches in the 32-year history of the award to win the honor while coaching a team outside of a Power Five Conference.
- Frost was also the AP Coach of the Year, becoming the sixth coach to win the award in his first or second season as a head coach.

FROST A TOP OFFENSIVE COACH

For each of the last 10 years, Scott Frost has either been an offensive assistant, offensive coordinator or head coach who calls the offensive plays. During that time, he has consistently proven to be one of the nation's finest offensive coaches.

- In 10 seasons coaching offense, Frost has worked with eight units that finished in the top 10 nationally in scoring, including seven that ranked in the top five.
- Frost has also been a part of seven teams that ranked in the top 10 nationally in total offense the past 10 seasons.

FROST A PROVEN WINNER

Frost is a proven winner. In his 12-year full-time coaching career, Frost's teams have combined for a 128-34 record.

- Frost has averaged nearly 11 wins per season and has been a part of seven 12-win teams.
- He has won seven conference titles in 12 years.
- Frost has coached in two national title games and his teams have finished with a top-10 ranking eight times in the past 12 years.
- In two seasons as UCF's head coach, the Knights were the nation's most improved team in 2016 and were the only FBS team to go undefeated in 2017.
- As a Husker quarterback, Frost was a two-time national champion who helped NU to a 36-2 record, including a 24-2 mark as a starter.
- Frost is one of four active head coaches who won a national title as a player and is the only coach who won multiple national titles.

NEBRASKA ASSISTANT COACHES



TROY WALTERS

OFFENSIVE COORDINATOR WIDE RECEIVERS

- 2nd Season at Nebraska
- 11th Career Season
- 5th Year as an Offensive Coord.

Walters has coordinated a top-25 offense each of the past two seasons. He led NU to the nation's seventh-best offensive improvement in 2018, one year after Walters coordinated the greatest offensive turnaround in NCAA history at UCF. As a player, Walters is the Pac-12's all-time leading receiver, 1999 Biletnikoff Award winner and eight-year NFL wideout, Walters has produced seven 1,000-yard receivers in his nine years coaching wide receivers.



GREG AUSTIN

OFFENSIVE LINE

- 2nd Season at Nebraska
- 10th Career Season
- 2 Years of NFL Experience

A former All-Big 12 Husker lineman, Austin has coached the offensive line at the Power Five (Oregon, Nebraska) and NFL (Philadelphia) levels. In 2018, NU boasted the No. 2 most-improved rushing attack in the country and had two All-Big Ten picks.



SEAN BECKTON

TIGHT ENDS

- 2nd Season at Nebraska
- 24th Career Season
- 21 Years of Collegiate Experience

Beckton is a veteran and versatile coach, having developed NFL draft picks at three different positions - cornerback, wide receiver and tight end. Under Beckton, every Husker tight end set career highs in receptions and receiving yards in 2018.



RYAN HELD

RUNNING BACKS

- 2nd Season at Nebraska
- 20th Career Season
- 13 Years as a Head Coach

Held won two national titles as a Husker and two as a coach (Nebraska & Tennessee). He has coached a back ranked in the top 15 in yards per carry each of the last two seasons, after Devine Ozigbo ranked seventh nationally with 7.0 yards per carry in 2018.



MARIO VERDUZCO

QUARTERBACKS

- 2nd Season at Nebraska
- 43rd Career Season
- 33 Years of Collegiate Experience

Verduzco was a nominee for the Broyles Award in 2018 after Adrian Martinez was the second true freshman in NCAA history to average 200 yards passing and 50 yards rushing. In 2017, UCF's McKenzie Milton ranked second nationally in pass efficiency.



ERIK CHINANDER

DEFENSIVE COORDINATOR

- 2nd Season at Nebraska
- 17th Career Season
- 4th Year as an Defensive Coord.

Nebraska improved in nearly every statistical category in Chinander's first season. A former NFL assistant, Chinander earned a nomination for the Broyles Award at UCF in 2016, when his defense was the primary reason the Knights qualified for a bowl game one year after a winless campaign. The defense then preserved UCF's perfect season in 2017 with a pair of game-clinching interceptions in the conference championship game and the Peach Bowl.



JOVAN DEWITT

OUTSIDE LINEBACKERS SPECIAL TEAMS COORD.

- 2nd Season at Nebraska
- 21st Career Season
- 9 Years as a Defensive Coord.

Dewitt helped each of NU's outside linebackers post career highs in tackles in 2018. At UCF, Dewitt coached NFL Draft pick and conference defensive player of the year Shaquem Griffin, who had only nine career tackles before Dewitt's arrival.



TRAVIS FISHER

DEFENSIVE BACKS

- 2nd Season at Nebraska
- 7th Career Season

Fisher is a rising star following a nine-year NFL career. He helped Mike Hughes become a 2018 first-round draft pick after his only year at UCF. Dicaprio Bootle posted the second-most pass breakups in NU history in 2018, while NU had its most breakups as a team since 2012.



BARRETT RUUD

INSIDE LINEBACKERS

- 2nd Season at Nebraska
- 5th Career Season

In 2018, Ruud helped Mo Barry post the most tackles by a Husker since 2012. One of the nation's top young coaches, Ruud is NU's all-time leading tackler, and he posted four straight 100-tackle seasons for the Tampa Bay Buccaneers as part of his eight-year NFL career.



TONY TUIOTI

DEFENSIVE LINE

- 1st Season at Nebraska
- 17th Career Season
- 2 Years of NFL Experience

The lone new addition to Nebraska's full-time staff, Tuioti boasts NFL experience and has coached at two of the six winningest programs in NCAA history (Nebraska and Michigan). Last season at Cal, he helped the Bears rank 15th nationally in total defense.

GAME DAY COACHING SPOTS

SIDELINES

- Scott Frost, Head Coach
- Greg Austin, Defensive Line
- Sean Beckton, Tight Ends
- Erik Chinander, Defensive Coordinator
- Travis Fisher, Defensive Backs
- Ryan Held, Running Backs
- Barrett Ruud, Inside Linebackers

COACHES BOOTH

- Jovan Dewitt, OLBs/Special Teams Coord.
- Tony Tuioti, Defensive Line
- Mario Verduzco, Quarterbacks
- Troy Walters, Offensive Coordinator/WRs

NEBRASKA SUPPORT STAFF

STRENGTH COACHES

- Zach Duval, Head Strength Coach
- Mike Arthur, Assistant Strength Coach
- Jasen Carlson, Assistant Strength Coach
- Dan Millington, Assistant Strength Coach
- Andrew Strop, Assistant Strength Coach

FOOTBALL ADMINISTRATION

- Gerrod Lambrecht, Chief of Staff
- Matt Davison, Associate A.D. - Football
- Andrew Sims, Assoc. Dir. of Football Oper.
- Joni Duff, Football Administrative Assistant

ANALYSTS & QUALITY CONTROL

- Frank Verducci, Senior Offensive Analyst
- Mike Cassano, Offensive Analyst
- Dustin Haines, Offensive Analyst
- Jack Cooper, Defensive Quality Control
- Steve Cooper, Offensive Quality Control
- Zach Crespo, Special Teams Quality Control
- Steve Demeo, Assistant Quality Control

PLAYER PERSONNEL & RECRUITING

- Sean Dillon, Director of Player Personnel
- Ryan Callaghan, Asst. Dir. of Player Personnel
- Ron Brown, Director of Player Development
- Kenny Wilhite, Director of High School Relations
- Trent Mossbrucker, Dir. of Recruiting & Admin.
- Jessica Stinger, Dir. of On Campus Recruiting

GRADUATE ASSISTANTS

- Demeitre Brim
- Colby Ellis
- Ryan Feder
- Tony Washington Jr.

GRADUATE MANAGERS & INTERNS

- Cole Ashby, Graduate Manager
- Sean Beckton Jr., Performance Intern
- Ryan Teifer, Performance Intern

FOOTBALL VIDEO & CREATIVE STAFF

- Matt Haron, Director of Video Technology
- Ryan Voecks, Video Coordinator
- Oran Garst, Dir. of Creative & Engagement
- CJ Campbell, Director of Graphic Design

OTHER STAFF

- Jay Terry, Assistant A.D. - Equipment Operations
- Mark Mayer, Head Football Athletic Trainer
- Dave Ellis, Director of Performance Nutrition

THE ILLINOIS FIGHTING ILLINI (2-1)



HEAD COACH
LOVIE SMITH
• 11-28 (at Illinois)
• 11-28 (Career Record)
• 0-3 vs. Nebraska

2019 SCHEDULE

Aug. 31	vs. Akron (W, 42-3)
Sept. 7	at UConn (W, 31-23)
Sept. 14	Eastern Michigan (L, 31-34)
Sept. 21	Nebraska
Oct. 5	at Minnesota
Oct. 12	Michigan
Oct. 19	Wisconsin
Oct. 26	at Purdue
Nov. 2	at Rutgers
Nov. 9	at Michigan State
Nov. 23	at Iowa
Nov. 30	Northwestern

Illinois suffered its first loss of the season last week, falling to Eastern Michigan, 34-31.

The Fighting Illini got off to a fast start with 17 first-quarter points but with under two minutes left, the game was tied at 31 and Eastern Michigan pulled off the win with a last-second field goal.

This season, Brandon Peters is 60-for-95 with two interceptions and nine passing touchdowns. Reggie Corbin is Illinois' leading rusher with 180 yards and two touchdowns. Ricky Smalling leads the receivers with 159 yards and one touchdown. As a team, Illinois is outscoring its opponents 104-60 through three games this season.

On defense, Dele Harding leads the team with 30 total tackles. He also has one interception on the season. Oluwole Betiku Jr. leads the team with 7.5 tackles for loss and half of the team's 12.0 total sacks this season.



SERIES HISTORY

Nebraska and Illinois have played 16 games and Nebraska leads the series 12-3-1. The Huskers have won eight of the last 10 meetings, including the last three (2016, 2017 and 2018).

Last season, NU defeated the Illini at home 54-35, as the Huskers set their Big Ten Conference scoring record. Nebraska had 606 total yards, while the Blackshirts and special teams forced a total of five turnovers.

ILLINOIS FOOTBALL

Illinois has fielded a football team since 1890 and owns an overall record of 608-594-51. A member of the Big Ten Conference since the 1896 season, the Fighting Illini have a Big Ten record of 343-433-32 and have made five Rose Bowl appearances, most recently in 2008. The program claims five national titles, the most recent one came in 1951. Illinois has won 15 Big Ten titles. The most recent conference title came in 2001. The Illini hold an 8-10 record in Bowl Games and their last bowl appearance was in 2014.

- **First Season:** 1890
- **All-Time Record:** 608-594-51
- **Big Ten Titles:** 15
- **National Titles:** 5
- **Stadium:** Memorial Stadium
- **Location:** Urbana-Champaign, Ill.
- **Enrollment:** 49,339
- **Conference:** Big Ten
- **Colors:** Orange & Blue

FIGHTING ILLINI STAT LEADERS

PASSING	CMP-ATT-INT	PCT	YDS	TD	
Brandon Peters	60-95-2	63.2	687	9	
RUSHING	ATT.	YDS	YPC	TD	
Reggie Corbin	24	180	7.5	2	
Dre Brown	21	106	5.0	0	
Ra'Von Bonner	20	73	3.7	2	
Jakari Norwood	11	69	6.3	0	
RECEIVING	REC.	YDS	YPC	TD	
Ricky Smalling	16	159	9.9	1	
Josh Imatorbhebhe	10	167	16.7	3	
Trevon Sidney	10	73	7.3	1	
Daniel Barker	7	136	19.4	2	
TACKLES	SOLO	TOTAL	TFL	SACK	
Dele Harding	11	30	3.0	0.0	
Jake Hansen	12	21	3.0	1.5	
Nate Hobbs	13	18	2.0	0.0	
Kerby Joseph	7	17	1.0	0.0	
Oluwole Betiku Jr.	9	16	7.5	6.0	
Milo Eifler	7	13	2.5	0.0	
PUNTING	NO.	YDS	AVG	LG	I20
Blake Hayes	15	677	45.1	55	7
FIELD GOALS	MADE	ATT	PCT	LG	
James McCourt	2	3	66.7	57	

N STATISTICAL RANKING COMPARISON I

NEB	CONF.	NAT.	CATEGORY	NAT.	CONF	ILL
171.7	7th	68th	Rushing Offense	72nd	9th	168.0
251.7	7th	59th	Passing Offense	69th	8th	239.3
423.3	7th	62nd	Total Offense	72nd	9th	407.3
36.7	5th	37th	Scoring Offense	44th	6th	34.7
82.0	8th	20th	Rushing Defense	17th	7th	79.3
294.0	14th	116th	Passing Defense	89th	11th	239.7
376.0	13th	69th	Total Defense	44th	8th	319.0
21.0	9th	51st	Scoring Defense	47th	8th	20.0
37%	11th	86th	3rd-Down Offense	21st	4th	51%
38%	13th	75th	3rd-Down Defense	29th	8th	29%
67%	14th	117th	Red Zone Offense	63rd	7th	85%
80%	6th	57th	Red Zone Defense	106th	11th	100%
43.64	3rd	17th	Net Punting	23rd	4th	42.40
14.29	2nd	24th	Punt Returns	75th	10th	6.17
144.0	8th	55th	Penalty Yards	126th	14th	253
0.67	5th	32nd	Turnover Margin	44th	6th	0.33

NEBRASKA TEAM STATS

NU	RUSHING	PASSING	TOTAL YARDS
171.7 YDS	251.7	423.3 YDS	
82.0 YDS	294.0	376.0 YDS	
NU	SCORING	RED ZONE SCORES	3RD-DOWNS
36.7 PPG	67%	40%	
21.0 PPG	80%	33%	

ILLINOIS TEAM STATS

ILL	RUSHING	PASSING	TOTAL YARDS
168.0 YDS	239.3 YDS	407.3 YDS	
79.3 YDS	239.7 YDS	319.0 YDS	
ILL	SCORING	RED ZONE SCORES	3RD-DOWNS
34.7 PPG	85%	51%	
20.0 PPG	100%	29%	

THE LAST TIME AN INDIVIDUAL...

OFFENSE

100 YARDS RUSHING

Nebraska: Dedrick Mills (116), vs. Northern Illinois (Sept. 14, 2019)
Opponent: Mekhi Sargent (173), at Iowa (Nov. 23, 2018)

200 YARDS RUSHING

Nebraska: Ameer Abdullah (225), vs. Rutgers (Oct. 25, 2014)
Opponent: Jonathan Taylor (221), at Wisconsin (Oct. 6, 2018)

300 YARDS RUSHING

Nebraska: Roy Helu Jr. (307), vs. Missouri (Oct. 30, 2010)
Opponent: Melvin Gordon (408), at Wisconsin (Nov. 15, 2014)

4 RUSHING TOUCHDOWNS

Nebraska: Ameer Abdullah (4), at Northwestern (Oct. 18, 2014)
Opponent: Melvin Gordon (4), at Wisconsin (Nov. 15, 2014)

MORE THAN 4 RUSHING TOUCHDOWNS

Nebraska: Calvin Jones (6), at Kansas (Nov. 9, 1991)
Opponent: Chris Brown (6), at Colorado (Nov. 23, 2001)

300 YARDS PASSING

Nebraska: Adrian Martinez (384), at Wisconsin (Oct. 6, 2018)
Opponent: Steven Montez (375), at Colorado (Sept. 7, 2019)

400 YARDS PASSING

Nebraska: Tanner Lee, at Purdue (431), Oct. 28, 2017
Opponent: Clayton Thorson (455), at Northwestern (Oct. 13, 2018)

500 YARDS PASSING

Nebraska: Joe Ganz (510), vs. Kansas State (Nov. 10, 2007)
Opponent: Tim Rattay (590), Louisiana Tech (Aug. 29, 1998)

30 COMPLETIONS

Nebraska: Tanner Lee (32), at Purdue (Oct. 28, 2017)
Opponent: Clayton Thorson (41), at Northwestern (Oct. 13, 2018)

40 COMPLETIONS

Nebraska: Never Happened
Opponent: Clayton Thorson (41), at Northwestern (Oct. 13, 2018)

4 PASSING TOUCHDOWNS

Nebraska: Ryker Fyfe (4), at Purdue (Oct. 31, 2015)
Opponent: J.T. Barrett (5), Ohio St. (Oct. 14, 2017)

MORE THAN 4 PASSING TOUCHDOWNS

Nebraska: Joe Ganz (7), vs. Kansas St. (Nov. 10, 2007)
Opponent: J.T. Barrett (5), Ohio State, Oct. 14, 2017

TD PASS BY A NON-QUARTERBACK

Nebraska: De'Mornay Pierson-El (WR), at Northwestern (Oct. 18, 2014)
Opponent: Tommy Saunders (WR), at Missouri (Oct. 6, 2007)

10 RECEPTIONS

Nebraska: Stanley Morgan Jr. (10), vs. Minnesota (Oct. 20, 2018)
Opponent: Flynn Nagel (12), at Northwestern (Oct. 13, 2018)

100 RECEIVING YARDS

Nebraska: Maurice Washington (118) and JD Spielman (102), at Colorado (Sept. 7, 2019)
Opponent: K.D. Nixon (148), at Colorado (Sept. 7, 2019)

200 RECEIVING YARDS

Nebraska: JD Spielman (209), at Wisconsin (Oct. 6, 2018)
Opponent: Flynn Nagel (220), at Northwestern (Oct. 13, 2018)

3 RECEIVING TOUCHDOWNS

Nebraska: Brandon Kinnie (3), at Oklahoma State (Oct. 23, 2010)
Opponent: Dezmon Briscoe (3), at Kansas (Nov. 3, 2007)

500 TOTAL OFFENSE YARDS

Nebraska: Joe Ganz (521), at Colorado (Nov. 23, 2007)
Opponent: Tim Rattay (568), Louisiana Tech (Aug. 29, 1998)

LONG OFFENSIVE PLAYS

60-YARD RUN

Nebraska: Maurice Washington (60, TD) vs. No. Illinois (Sept. 14, 2019)
Opponent: Jonathan Taylor (88, TD), at Wisconsin (Oct. 6, 2018)

70-YARD RUN

Nebraska: Taylor Martinez (76, TD) vs. Wisconsin (Dec. 1, 2012)
Opponent: Jonathan Taylor (88, TD), at Wisconsin (Oct. 6, 2018)

80-YARD RUN

Nebraska: Taylor Martinez (92, TD) at UCLA (Sept. 8, 2012)
Opponent: Jonathan Taylor (88, TD), at Wisconsin (Oct. 6, 2018)

90-YARD RUN

Nebraska: Taylor Martinez (92, TD) at UCLA (Sept. 8, 2012)
Opponent: Eli Roberson (91, TD), Kansas St. (Nov. 16, 2002)

60-69 YARD PASS

Nebraska: Martinez to Spielman (65, TD) at Colorado, (Sept. 7, 2019)
Opponent: Morgan to Autman-Bell (69), Minnesota (Oct. 20, 2018)

70-79 YARD PASS

Nebraska: Martinez to Washington (75, TD) at Colorado (Sept. 7, 2019)
Opponent: Beathard to McCarron (77, TD), at Iowa (Nov. 25, 2016)

80-89 YARD PASS

Nebraska: Lee to Morgan Jr. (80, TD) vs. Wisconsin (Oct. 7, 2017)
Opponent: Blough to Yancey (88, TD), Purdue (Oct. 22, 2016)

90-99 YARD PASS

Nebraska: Armstrong Jr. to Enunwa (99, TD) vs. Georgia (Jan. 1, 2014)
Opponent: Montez to Nixon (96, TD) at Colorado (Sept. 7, 2019)

DEFENSE

10 TACKLES

Nebraska: Mohamed Barry (10), vs. Northern Illinois (Sept. 14, 2019)
Opponent: Nate Landman (14), at Colorado (Sept. 7, 2019)

20 TACKLES

Nebraska: Lee Kunz (23), at Oklahoma (Nov. 25, 1977)
Opponent: Michael Boley (20), Southern Miss (Sept. 11, 2004)

3.0 OR MORE SACKS

Nebraska: Randy Gregory (3.0), at Michigan (Nov. 9, 2013)
Opponent: Mustaf Johnson (3.0), at Colorado (Sept. 7, 2019)

5 OR MORE TFLs

Nebraska: Ciente Evans (5), vs. Northwestern (Nov. 2, 2013)
Opponent: Gelen Robinson (6), at Purdue (Oct. 28, 2017)

5 PASS BREAKUPS

Nebraska: Dicaprio Bootle (5), at Michigan (Sept. 22, 2018)
Opponent: Never Happened

2 INTERCEPTIONS

Nebraska: Eric Lee Jr. (2), vs. South Alabama (Aug. 31, 2019)
Opponent: Damian Swann (2), vs. Georgia (Jan. 1, 2013)

MORE THAN 2 INTERCEPTIONS

Nebraska: Matt O'Hanlon (3), vs. Oklahoma (Nov. 7, 2009)
Opponent: Anthony Brown (3), at Purdue (Oct. 31, 2015)

RETURNED AN INTERCEPTION FOR A TOUCHDOWN

Nebraska: Eric Lee Jr. (38 yards) vs. South Alabama (Aug. 31, 2019)
Opponent: Chris Orr (78 yards), Wisconsin (Oct. 7, 2017)

RETURNED A FUMBLE FOR A TOUCHDOWN

Nebraska: Alex Davis (0 yards) vs. South Alabama (Aug. 31, 2019)
Opponent: Earnest Brown IV (10 yards), at Northwestern (Oct. 13, 2018)

SPECIAL TEAMS**PUNT RETURN TOUCHDOWN**

Nebraska: JD Spielman (76 yds), vs. South Alabama (Aug. 31, 2019)
Opponent: Donovan Peoples-Jones (60), at Michigan (Sept. 22, 2018)

KICKOFF RETURN TOUCHDOWN

Nebraska: JD Spielman (99 yds), vs. Arkansas St. (Sept. 2, 2017)
Opponent: Rodney Smith (100 yds), at Minnesota (Nov. 21, 2017)

BLOCKED PUNT

Nebraska: Isaiah Stalbird (1), vs. Northern Illinois (Sept. 14, 2019)
Opponent: Keandre Jones (1), Ohio St. (Nov. 3, 2018)

BLOCKED PUNT RETURNED FOR TOUCHDOWN

Nebraska: Justin Blatchford (25 yds), at Baylor (Oct. 31, 2009)
Opponent: Darren Rus (20 yds), Kansas (Nov. 5, 2005)

BLOCKED PUNT FOR A SAFETY

Nebraska: Marquel Dismuke (1) vs. Illinois (Nov. 10, 2018)
Opponent: Keandre Jones (1), Ohio St. (Nov. 3, 2018)

BLOCKED FIELD GOAL

Nebraska: Randy Gregory (1) vs. Minnesota (Nov. 22, 2014)
Opponent: Jalen McKie (1), Northern Illinois (Sept. 14, 2019)

BLOCKED FG RETURNED FOR TOUCHDOWN

Nebraska: Nathan Gerry (85 yds) vs. Minnesota (Nov. 22, 2014)
Opponent: Never Happened

THE LAST TIME A TEAM...**OFFENSE****300 YARDS RUSHING**

Nebraska: vs. Illinois, Nov. 10, 2018 (316)
Opponent: Iowa, Nov. 24, 2017 (313)

400 YARDS RUSHING

Nebraska: vs. Illinois, Sept. 27, 2014 (458)
Opponent: at Minnesota, Nov. 11, 2017 (409)

500 YARDS RUSHING

Nebraska: at Baylor, Oct. 13, 2001 (641)
Opponent: at Wisconsin, Nov. 15, 2014 (581)

300 YARDS PASSING

Nebraska: at Wisconsin, Oct. 6, 2018 (407)
Opponent: at Colorado, Sept. 7, 2019 (375)

400 YARDS PASSING

Nebraska: at Wisconsin, Oct. 6, 2018 (407)
Opponent: Arkansas State, Sept. 2, 2017 (415)

500 YARDS PASSING

Nebraska: vs. Kansas State, Nov. 10, 2007 (519)
Opponent: Louisiana Tech, Aug. 29, 1998 (590)

600 YARDS OF OFFENSE

Nebraska: vs. Illinois, Nov. 10, 2018 (606)
Opponent: at Penn State, Nov. 18, 2017 (609)

700 YARDS OF OFFENSE

Nebraska: vs. Florida Atlantic, Aug. 30, 2014 (784 yards)
Opponent: Never accomplished

50 POINTS

Nebraska: vs. Illinois, Nov. 10, 2018 (Nebraska won 54-35)
Opponent: Michigan, Sept. 22, 2018 (Michigan won 56-10)

60 POINTS

Nebraska: vs. Idaho State, Sept. 22, 2012 (Nebraska won, 73-7)
Opponent: at Ohio State, Nov. 5, 2016 (Ohio State won 62-3)

TWO 100-YARD RUSHERS

Nebraska: vs. Minnesota, Oct. 20, 2018 (Ozigbo, Martinez, Washington)
Opponent: at Minnesota, Nov. 11, 2017 (Croft, Smith)

THREE 100-YARD RUSHERS

Nebraska: vs. Minnesota, Oct. 20, 2018 (Ozigbo, Martinez, Washington)
Opponent: Wisconsin, Dec. 1, 2012 (Gordon, Ball, White)

TWO 100-YARD RECEIVERS

Nebraska: at Colorado, Sept. 7, 2019 (Washington, Spielman)
Opponent: Southern Miss, Sept. 26, 2015 (Thomas, Martin)

DEFENSE**POSTED A SHUT OUT**

Nebraska: vs. Arizona, Dec. 30, 2009 (33-0)
Opponent: Arizona State, Sept. 21, 1996 (19-0)

RECORDED A DEFENSIVE SAFETY

Nebraska: vs. Arizona, Dec. 30, 2009 (33-0)
Opponent: Northern Illinois, Sept. 14, 2019 (44-8)

2 DEFENSIVE TOUCHDOWNS

Nebraska: vs. South Alabama, Aug. 31, 2019 (1 IR, 1 fumble return)
Opponent: Northern Illinois, Sept. 16, 2017 (2 interception returns)

4 INTERCEPTIONS

Nebraska: vs. Wyoming, Sept. 10, 2016 (5)
Opponent: Oregon, Sept. 9, 2017 (4)

15 TFLs

Nebraska: at Michigan, Nov. 9, 2013 (16)
Opponent: vs. Oklahoma, Dec. 4, 2010 (17)

7 OR MORE SACKS

Nebraska: vs. Colorado, Sept. 8, 2018 (7)
Opponent: vs. Oklahoma, Dec. 4, 2010 (7)

15 PASS BREAKUPS

Nebraska: Kansas, Oct. 2, 2004 (17)
Opponent: Never Happened

MISCELLANEOUS**SAFETY OF ANY KIND**

Nebraska: Blocked Punt vs. Illinois (Nov. 10, 2018)
Opponent: Tackle for Loss, vs. Northern Illinois (Sept. 14, 2019)

WAS NOT PENALIZED

Nebraska: vs. Maine, Sept. 3, 2005
Opponent: Iowa, Sept. 4, 1999

OVERCAME A HALFTIME DEFICIT TO WIN

Nebraska: vs. Michigan St., Nov. 17, 2018 (trailed 3-0, won 9-6)
Opponent: Colorado, Sept. 7, 2019 (trailed, 17-0, won 34-31 in OT)

WON WHEN TRAILING AFTER 3 QUARTERS

Nebraska: vs. Michigan St., Nov. 17, 2018 (trailed 3-0, won 9-6)
Opponent: Colorado, Sept. 7, 2019 (trailed, 17-7, won 34-31 in OT)

OVERTIME GAME

at Colorado, Sept. 7, 2019 (Colorado won 34-31)

NEBRASKA OVERTIME WIN

at Iowa, Nov. 28, 2014 (Nebraska won 37-34)

NUMERICAL ROSTER

NO.	NAME	POS.
1	Wan'Dale Robinson	WR
2	Adrian Martinez	QB
2	Caleb Tannor	OLB
3	Will Honas	ILB
3	Jamie Nance	WR
4	Avery Anderson	S
4	Keem Green	DL
4	Jaevon McQuitty	WR
5	Demariyon Houston	WR
5	Cam Taylor-Britt	CB
6	Eric Lee Jr.	S
7	Mohamed Barry	ILB
7	Luke McCaffrey	QB
8	Deontai Williams	S
8	Jaron Woodyard	WR
9	DaiShon Neal	DL
9	Kanawai Noa	WR
10	Jackson Hannah	ILB
10	JD Spielman	WR
11	Austin Allen	TE
11	Vaha Vainuku	DL
12	Katerian LeGrone	TE
12	Quinton Newsome	CB
13	Darien Chase	WR
13	JoJo Domann	OLB
14	Rahmir Johnson	RB
14	Brayden Miller	QB
15	Andre Hunt	WR
16	Ethan Cox	CB
16	Noah Vedral	QB
17	Andrew Bunch	QB
17	Braxton Clark	CB
18	Myles Farmer	S
18	Matt Masker	QB
19	Marquel Dismuke	S
19	Mike Williams	WR
21	Lamar Jackson	CB
22	Alex Davis	OLB
22	Miles Jones	WR
23	Dicaprio Bootle	CB
24	Cooper Jewett	RB
24	Jeremiah Stovall	CB
25	Tony Butler	CB
25	Zach Schlager	ILB
25	Ronald Thompkins	RB
26	Dedrick Mills	RB
26	Noa Pola-Gates	S
28	Luke Reimer	ILB
28	Maurice Washington	RB
29	Bennett Folkers	WR
30	Eli Sullivan	S
31	Collin Miller	ILB
31	Zach Weinmaster	RB
32	Pernell Jefferson	OLB
32	Barret Pickering	PK
33	Jaylin Bradley	RB
33	Javin Wright	CB
34	Simon Otte	OLB
35	Moses Bryant	RB
36	Christian Banker	WR
36	Reid Karel	S
37	Wyatt Mazour	RB
37	Phalen Sanford	CB
38	Brody Belt	RB
38	Damian Jackson	DL
39	Bradley Bunner	CB
39	Garrett Hustedt	ILB
40	Brian Perez	TE
41	Garrett Snodgrass	ILB
42	Nick Henrich	ILB
43	Tyrin Ferguson	OLB
43	Connor Ruth	RB
44	Garrett Nelson	OLB
45	David Alston	OLB
45	Ty Chaffin	WR
46	John Goodwin	TE

2019 NEBRASKA FOOTBALL ROSTER

NO.	NAME	POS.	HT.	WT.	YR.	HOMETOWN (HIGH SCHOOL/COLLEGE)
11	* Allen, Austin	TE	6-8	250	So.	Aurora, Neb. (Aurora)
45	Alston, David	OLB	6-4	235	RFr.	Saint Paul, Minn. (Woodbury)
4	* Anderson, Avery	S	6-0	195	Sr.	Surprise, Ariz. (Pine Creek [Colo.])
75	Anderson, Fyn	DL	6-3	305	Sr.	Lincoln, Neb. (Southeast)
72	Anderson, Matthew	OL	6-6	255	Fr.	Leesville, La. (Leesville)
50	Archer, Jake	ILB	6-0	215	RFr.	Omaha, Neb. (Skutt Catholic)
98	* Armstrong, Isaac	P	5-11	215	Sr.	Lincoln, Neb. (Kearney/Southwest)
61	Balenger, Mitchell	OL	6-2	305	RFr.	Leonardtown, Md. (Leonardtown/Fork Union Military Academy)
73	Bando, Broc	OL	6-5	310	So.	Lincoln, Neb. (IMG [Fla.] Academy)
36	Banker, Christian	WR	6-0	190	So.	Omaha, Neb. (Skutt Catholic)
74	Banks, Brant	OL	6-7	300	Fr.	Houston, Texas (Westbury Christian)
55	Banks, Brig	LS	6-3	215	So.	Houston, Texas (St. Thomas/Henderson State)
7	*** Barry, Mohamed	ILB	6-1	245	Sr.	Grayson, Ga. (Grayson)
38	Belt, Brody	RB	5-8	185	RFr.	Omaha, Neb. (Millard West)
54	Benhart, Bryce	OL	6-9	295	Fr.	Lakeville, Minn. (Lakeville North)
59	Boerkircher, Ian	OL	6-6	260	RFr.	Aurora, Neb. (Aurora/Nebraska-Kearney)
23	** Bootle, Dicaprio	CB	5-10	195	Jr.	Miami, Fla. (Southridge)
33	* Bradley, Jaylin	RB	6-0	200	So.	Bellevue, Neb. (West)
35	Bryant, Moses	RB	5-11	200	RFr.	Elkhorn, Neb. (South)
85	Bullock, John	OLB	6-1	220	Fr.	Omaha, Neb. (Creighton Prep)
17	* Bunch, Andrew	QB	6-1	215	Jr.	Thompson's Station, Tenn. (Independence/Scottsdale [Ariz.] CC)
39	Bunner, Bradley	CB	6-0	195	So.	Clarkson, Neb. (Clarkson)
25	** Butler, Tony	CB	6-2	220	Jr.	Lakewood, Ohio (St. Edward)
58	Cassidy, Chris	ILB	6-1	225	RFr.	Lincoln, Neb. (Pius X)
45	Chaffin, Ty	WR	6-5	215	Jr.	Burwell, Neb. (Burwell)
13	Chase, Darien	WR	6-1	200	Fr.	Vancouver, Wash. (Union)
17	Clark, Braxton	CB	6-4	210	RFr.	Orlando, Fla. (Dr. Phillips)
16	* Cox, Ethan	CB	5-10	195	So.	Blair, Neb. (Blair)
93	* Daniels, Damion	DL	6-3	340	So.	Dallas, Texas (Bishop Dunne)
79	Daniels, Darrion	DL	6-4	340	Sr.	Dallas, Texas (Bishop Dunne/Oklahoma State)
22	*** Davis, Alex	OLB	6-5	250	Sr.	Riviera Beach, Fla. (Dwyer)
96	*** Davis, Carlos	DL	6-2	320	Sr.	Blue Springs, Mo. (Blue Springs)
94	*** Davis, Khalil	DL	6-2	315	Sr.	Blue Springs, Mo. (Blue Springs)
95	Detlefsen, Grant	P	6-3	210	Fr.	Lincoln, Neb. (Southeast)
19	** Dismuke, Marquel	S	6-2	215	Jr.	Compton, Calif. (Calabasas)
13	** Domann, JoJo	OLB	6-1	235	Jr.	Colorado Springs, Colo. (Pine Creek)
18	Farmer, Myles	S	6-3	205	Fr.	Atlanta, Ga. (Westlake)
71	** Farniok, Matt	OL	6-6	335	Jr.	Sioux Falls, S.D. (Washington)
68	Farniok, Will	OL	6-3	295	RFr.	Sioux Falls, S.D. (Washington)
82	Feist, Colton	DL	6-2	280	RFr.	Yutan, Neb. (Yutan)
43	*** Ferguson, Tyrin	OLB	6-2	230	Sr.	New Orleans, La. (Edna Karr)
29	Folkers, Bennett	WR	6-2	205	RFr.	Gothenburg, Neb. (Gothenburg)
52	Forbes, AJ	OL	6-4	310	RFr.	Bellevue, Neb. (West)
78	Fritzsche, Jimmy	OL	6-7	275	Fr.	Greenville, S.C. (Greenville)
65	*** Gaylord, Christian	OL	6-6	310	Sr.	Baldwin City, Kan. (Baldwin City)
46	Goodwin, John	TE	6-2	255	Fr.	Lincoln, Neb. (Lincoln High)
89	Graham, Jamin	OLB	6-4	240	Fr.	Attalla, Ala. (Etowah)
4	Green, Keem	DL	6-5	315	Jr.	Sumter, S.C. (Sumter/Highland [Kan.] CC)
47	Guzman, Tyson	S	6-3	210	Fr.	Omaha, Neb. (Westside)
10	Hannah, Jackson	ILB	6-3	225	Fr.	Nashville, Tenn. (Montgomery Bell Academy)
93	Heins, Gabe	PK	6-0	185	Fr.	Kearney, Neb. (Kearney)
49	Hemphill, Austin	RB	5-11	225	Sr.	Gretna, Neb. (Gretna)
42	Henrich, Nick	ILB	6-4	220	Fr.	Omaha, Neb. (Burke)
80	Herbek, Jacob	DL	6-5	220	Fr.	Grand Island, Neb. (Central Catholic)
87	Hickman, Chris	TE	6-6	215	Fr.	Omaha, Neb. (Burke)
75	Hixson, Trent	OL	6-4	310	So.	Omaha, Neb. (Skutt Catholic)
89	* Honas, Todd	WR	5-11	210	Jr.	Aurora, Neb. (Aurora)
3	Honas, Will	ILB	6-1	225	Jr.	Wichita, Kan. (Bishop Carroll/Butler [Kan.] CC)
5	Houston, Demariyon	WR	6-0	180	Fr.	Oklahoma City, Okla. (Millwood)
15	Hunt, Andre	WR	6-0	190	RFr.	Palm Dale, Calif. (Paraclete)
70	Huser, Matt	DL	6-5	300	Fr.	Omaha, Neb. (Millard West)
39	Hustedt, Garrett	ILB	6-2	230	Fr.	Omaha, Neb. (Mount Michael Benedictine)
47	Jablonski, Austin	WR	6-2	215	Fr.	Lincoln, Neb. (Pius X)
38	Jackson, Damian	DL	6-2	275	So.	Las Vegas, Nev. (Shadow Ridge)
21	*** Jackson, Lamar	CB	6-3	215	Sr.	Elk Grove, Calif. (Franklin)
76	** Jaimes, Brenden	OL	6-6	300	Jr.	Austin, Texas (Lake Travis)
32	Jefferson, Pernell	OLB	6-2	250	Jr.	New Orleans, La. (Warren Easton)
24	Jewett, Cooper	RB	5-10	190	Fr.	Omaha, Neb. (Elkhorn South)
53	Johnson, Joseph	ILB	6-3	240	RFr.	Gretna, Neb. (Gretna)
14	Johnson, Rahmir	RB	5-10	180	Fr.	Oradell, N.J. (Bergen Catholic)
22	Jones, Miles	WR	5-8	175	RFr.	Miramar, Fla. (American Heritage)
97	Jorgensen, Dylan	PK	5-9	185	Fr.	Lincoln, Neb. (Southwest)
51	Jurgens, Cameron	OL	6-3	285	RFr.	Beatrice, Neb. (Beatrice)
36	** Karel, Reid	S	6-3	215	Sr.	Seward, Neb. (Seward)
48	Krull, Bryson	TE	6-3	250	RFr.	North Platte, Neb. (North Platte)
81	Leader, Nick	OLB	6-1	205	Fr.	Lincoln, Neb. (Southwest)
6	*** Lee Jr., Eric	S	6-0	215	Sr.	Milton, Mass. (Valor Christian [Colo.])
12	LeGrone, Katerian	TE	6-3	245	RFr.	Atlanta, Ga. (The B.E.S.T. Academy)
85	Liewer, Wyatt	WR	6-3	195	RFr.	O'Neill, Neb. (O'Neill)
90	Lingenfelter, Ben	DL	6-4	290	So.	Cherokee, Iowa (Washington)
77	Lynn, Michael	OL	6-6	290	Fr.	Greenwood Village, Colo. (Cherry Hills)
2	* Martinez, Adrian	QB	6-2	225	So.	Fresno, Calif. (Clovis West)
18	Masker, Matt	QB	6-1	225	RFr.	Kearney, Neb. (Kearney Catholic)
37	* Mazour, Wyatt	RB	5-9	200	Sr.	Albion, Neb. (Boone Central)
7	McCaffrey, Luke	QB	6-2	200	Fr.	Highlands Ranch, Colo. (Valor Christian)
48	McCallum, Lane	S	6-2	220	So.	Norfolk, Neb. (Norfolk/Air Force)
59	McCormack, Caden	ILB	6-0	230	Fr.	Lincoln, Neb. (Southwest)
4	* McQuitty, Jaevon	WR	6-0	200	So.	Columbia, Mo. (Battle)
14	Miller, Brayden	QB	6-1	210	Fr.	Kearney, Neb. (Kearney)

31	**	Miller, Collin	ILB	6-3	245	Jr.	Fishers, Ind. (Hamilton Southeastern)
66		Miller, Hunter	OL	6-4	320	So.	Stromsburg, Neb. (Cross County)
26		Mills, Dedrick	RB	5-11	220	Jr.	Waycross, Ga. (Ware County/Georgia Tech/Garden City [Kan.] CC)
53		Moses, Riley	OL	6-2	305	Fr.	Fairmont, Neb. (Fillmore Central)
94		Mueller, Cade	LS	6-0	230	RFr.	Gretna, Neb. (Gretna)
3		Nance, Jamie	WR	6-0	170	Fr.	Blanchard, Okla. (Blanchard)
9	***	Neal, DaiShon	DL	6-7	310	Sr.	Houston, Texas (Omaha [Neb.] Central)
44		Nelson, Garrett	OLB	6-3	260	Fr.	Scottsbluff, Neb. (Scottsbluff)
52		Newsom, Mosai	DL	6-4	285	Fr.	Waverly, Iowa (Waverly-Shell Rock)
12		Newsome, Quinton	CB	6-2	180	Fr.	Suwanee, Ga. (North Gwinnett)
9		Noa, Kanawai	WR	6-0	200	Sr.	Honolulu, Hawaii (Punahou/California)
67		Nuss, Garrett	OL	6-5	240	Fr.	Sutton, Neb. (Sutton)
34		Otte, Simon	OLB	6-1	205	RFr.	York, Neb. (York)
57		Paup, Jordan	OLB	6-3	245	So.	Central City, Neb. (Central City)
40		Perez, Brian	TE	6-3	265	Jr.	Hartley, Iowa (Hartley-Melvin-Sanborn/Iowa Western CC)
32	*	Pickering, Barret	PK	6-0	200	So.	Birmingham, Ala. (Hoover)
91		Pieper, Cameron	LS	6-3	250	RFr.	Lincoln, Neb. (Southwest)
57		Piper, Ethan	OL	6-4	300	Fr.	Norfolk, Neb. (Norfolk Catholic)
26		Pola-Gates, Noa	S	5-11	175	Fr.	Gilbert, Ariz. (Williams Field)
99		Przystup, William	P	6-4	250	RFr.	Oviedo, Fla. (Oviedo/Michigan State)
82	*	Rafdal, Kurt	TE	6-7	245	So.	Carmel, Ind. (Carmel)
50		Raridon, John	OL	6-4	315	Jr.	West Des Moines, Iowa (Valley)
28		Reimer, Luke	ILB	6-1	220	Fr.	Lincoln, Neb. (North Star)
84		Richter, Eli	DL	6-4	240	Fr.	Kearney, Neb. (Kearney Catholic)
99		Robinson, Ty	DL	6-6	315	Fr.	Gilbert, Ariz. (Higley)
1		Robinson, Wan'Dale	WR	5-10	190	Fr.	Frankfort, Ky. (Western Hills)
98		Rogers, Casey	DL	6-4	300	RFr.	Syracuse, N.Y. (Westhill/Avon[Conn.] Old Farms)
43		Ruth, Connor	RB	5-11	215	RFr.	Malcolm, Neb. (Seward)
46		Ruth, Corbin	RB	6-0	220	So.	Malcolm, Neb. (Seward/Northwest Missouri State)
37		Sanford, Phalen	CB	6-0	190	RFr.	Benkelman, Neb. (Dundee County-Stratton/Hastings College)
25		Schlager, Zach	ILB	6-0	210	RFr.	McCook, Neb. (McCook/Colorado State)
54		Schommer, Ryan	OLB	6-4	250	RFr.	Norfolk, Neb. (Norfolk)
56		Shefke, Collin	OL	6-3	290	RFr.	Lincoln, Neb. (Southwest)
83		Shurtleff, Sam	OLB	6-3	220	Fr.	Watkinsville, Ga. (Oconee County)
70		Sichterman, Matt	OL	6-4	315	So.	Cincinnati, Ohio (Kings)
41		Snodgrass, Garrett	ILB	6-3	225	Fr.	York, Neb. (York)
10	**	Spielman, JD	WR	5-9	180	Jr.	Eden Prairie, Minn. (Eden Prairie)
79		Stafursky, Noah	OL	6-3	330	Fr.	York, Neb. (York)
49		Stalbird, Isaiah	S	6-0	210	RFr.	Kearney, Neb. (Kearney)
95	**	Stille, Ben	DL	6-5	295	Jr.	Ashland, Neb. (Ashland-Greenwood)
86	**	Stoll, Jack	TE	6-4	260	Jr.	Lone Tree, Colo. (Regis Jesuit)
24	**	Stovall, Jeremiah	CB	5-11	200	Sr.	Omaha, Neb. (Creighton Prep)
30	**	Sullivan, Eli	S	6-2	215	Jr.	Longmont, Colo. (Longmont)
2	*	Tannor, Caleb	OLB	6-2	220	So.	Stone Mountain, Ga. (Miller Grove)
5	*	Taylor-Britt, Cam	CB	6-0	215	So.	Montgomery, Ala. (Park Crossing)
97	*	Thomas, Deontae	DL	6-3	295	So.	Mustang, Okla. (Mustang)
25		Thompkins, Ronald	RB	5-11	195	Fr.	Loganville, Ga. (Grayson)
92	*	Urbach, Chase	LS	6-3	215	Sr.	Grosse Pointe, Mich. (South)
11		Vainuku, Vaha	DL	6-3	310	Sr.	Salt Lake City, Utah (East/Utah)
16		Vedral, Noah	QB	6-1	200	So.	Wahoo, Neb. (Bishop Neumann/UCF)
62		Virka, Nick	OL	6-6	255	Sr.	Morse Bluff, Neb. (North Bend)
83		Vokolek, Travis	TE	6-6	250	Jr.	Springfield, Mo. (Kickapoo/Rutgers)
55		Walker, Chris	DL	6-6	300	So.	Lincoln, Neb. (East)
90		Walker, Jackson	P	6-4	260	Sr.	Overland Park, Kan. (Blue Valley Northwest/Coffeyville CC/Johnson County/Kansas)
81	*	Warner, Kade	WR	6-1	210	So.	Scottsdale, Ariz. (Desert Mountain)
28	*	Washington, Maurice	RB	6-1	190	So.	Stockton, Calif. (Trinity[Texas] Christian Academy)
58		Wegener, Josh	OL	6-2	310	Jr.	Algona, Iowa (Algona/Iowa Western CC)
31		Weinmaster, Zach	RB	5-11	190	Fr.	Loveland, Colo. (Loveland)
92		Wildeman, Tate	DL	6-5	290	RFr.	Parker, Colo. (Legend)
8	*	Williams, Deontai	S	6-1	205	Jr.	Jacksonville, Fla. (Trinity Christian Academy/Jones County [Miss.] CC)
19	*	Williams, Mike	WR	5-10	180	Sr.	Lake City, Fla. (Columbia HS/Georgia Southern/East Mississippi CC)
56	**	Wilson, Boe	OL	6-3	300	Jr.	Lee's Summit, Mo. (Lee's Summit West)
8	*	Woodyard, Jaron	WR	5-11	185	Sr.	Gaithersburg, Md. (The Avalon School/Arizona Western CC)
33		Wright, Javin	CB	6-3	205	Fr.	Chandler, Ariz. (Hamilton)

Lettermen in Bold; *Indicates Number of Letters Earned

PRONUNCIATION GUIDE

Ty ChaffinCHAFF-inn
 Khalil Daviskuh-LEEL
 Marquel Dismuke marr-KELL diss-MUKE
 Matt/Will Farniok far-NEE-uck
 Colton Feist FEAST
 Tyson Guzman GUZZ-mun
 Nick Henrich HEN-rick
 Will/Todd Honas HO-nuss
 Brenden Jaimes HYME-iss
 Reid Karel CARL
 Katerian LeGrone kuh-TARE-ee-un leh-GROAN
 Wyatt Liewer LEE-vurr
 Wyatt Mazour MUH-zoo-er
 Dedrick Mills DEED-rick

DaiShon NealDAY-shawn
 Kanawai Noacun-UH-vy
 Simon Otte OAT-ee
 Jordan Paup POP
 Cameron Pieper PIPE-urr
 Will Przystup PRISS-tup
 Kurt Rafdal RAFF-doll
 Ryan Schommer SHOME-urr
 Ben Stille STILL-ee
 Jack Stoll STOLE
 Vaha Vainuku vye-NEW-koo
 Tate Wildeman WILL-deh-munn
 Jaron Woodyard wood-YARD

NUMERICAL ROSTER

46	Corbin Ruth	RB
47	Tyson Guzman	S
47	Austin Jablonski	WR
48	Bryson Krull	TE
48	Lane McCallum	S
49	Austin Hemphill	RB
49	Isaiah Stalbird	S
50	Jake Archer	ILB
50	John Raridon	OL
51	Cameron Jurgens	OL
52	AJ Forbes	OL
52	Mosai Newsom	DL
53	Joseph Johnson	ILB
53	Riley Moses	OL
54	Bryce Benhart	OL
54	Ryan Schommer	OLB
55	Brig Banks	LS
55	Chris Walker	DL
56	Collin Shefke	OL
56	Boe Wilson	OL
57	Jordan Paup	OLB
57	Ethan Piper	OL
58	Chris Cassidy	ILB
58	Josh Wegener	OL
59	Ian Boerkercher	OL
59	Caden McCormack	ILB
61	Mitchell Balenger	OL
62	Nick Virka	OL
65	Christian Gaylord	OL
66	Hunter Miller	OL
67	Garrett Nuss	OL
68	Will Farniok	OL
70	Matt Huser	DL
70	Matt Sichterman	OL
71	Matt Farniok	OL
72	Matthew Anderson	OL
73	Broc Bando	OL
74	Brant Banks	OL
75	Fyn Anderson	DL
75	Trent Hixson	OL
76	Brenden Jaimes	OL
77	Michael Lynn	OL
78	Jimmy Fritzsche	OL
79	Darrion Daniels	DL
79	Noah Stafursky	OL
80	Jacob Herbek	DL
81	Nick Leader	OLB
81	Kade Warner	WR
82	Colton Feist	DL
82	Kurt Rafdal	TE
83	Sam Shurtleff	OLB
83	Travis Vokolek	TE
84	Eli Richter	DL
85	John Bullock	OLB
85	Wyatt Liewer	WR
86	Jack Stoll	TE
87	Chris Hickman	TE
89	Jamin Graham	OLB
89	Todd Honas	WR
90	Ben Lingenfelter	DL
90	Jackson Walker	P
91	Cameron Pieper	LS
92	Chase Urbach	LS
92	Tate Wildeman	DL
93	Damion Daniels	DL
93	Gabe Heins	PK
94	Khalil Davis	DL
94	Cade Mueller	LS
95	Grant Detlefsen	P
95	Ben Stille	DL
96	Carlos Davis	DL
97	Dylan Jorgensen	PK
97	Deontae Thomas	DL
98	Isaac Armstrong	P
98	Casey Rogers	DL
99	William Przystup	P
99	Ty Robinson	DL

CAREER STARTS - OFFENSE

PLAYER	'16	'17	'18	'19	ALL
Jaimes	-	9	12	3	24
M. Farniok	-	4	12	3	18
Noa	1^	9^	6^	2	18
Spielman	-	4	10	3	17
Stoll	-	0	12	3	15
Martinez	-	-	11	3	14
Wilson	-	0	9	3	12
Mills	7*	-	-	1	8
Warner	-	-	7	-	7
Washington	-	-	2	2	4
Hixson	-	-	0	3	3
Jurgens	-	-	-	3	3
M. Williams	-	-	2	1	3
Robinson	-	-	-	2	2
Allen	-	-	0	1	1
Bunch	-	-	1	-	1

*at Georgia Tech; ^ at Cal

CAREER STARTS - DEFENSE

PLAYER	'16	'17	'18	'19	ALL
C. Davis	4	12	9	3	28
Jackson	1	12	11	3	27
Barry	0	2	12	3	17
Bootle	-	1	12	3	16
Stille	-	1	11	-	12
Dar. Daniels	0	10*	0	3	13
A. Davis	0	5	4	3	12
Lee Jr.	0	6	1	1	8
Ferguson	-	0	4	-	4
Dismuke	-	1	0	3	4
K. Davis	0	0	0	3	3
Miller	-	0	0	3	3
Taylor-Britt	-	-	0	2	2
Tannor	-	-	0	2	2
Domann	0	-	2	-	2
D. Williams	-	-	1	1	2

*at Oklahoma State

CAREER STARTS - SPECIAL TEAMS

PLAYER	'16	'17	'18	'19	ALL
Pickering	-	-	12	0	12
Urbach	0	0	10	2	12
Armstrong	0	0	7	2	9
Przystup	-	-	3*	-	3
Jorgensen	-	-	-	1	1

*at Michigan State

CONSECUTIVE STARTS (MIN. 10)

PLAYER, POSITION	STARTS
Brenden Jaimes, OT	23
Mohamed Barry, ILB	14
Dicaprio Bootle, CB	14
Matt Farniok, OT	14
Jack Stoll, TE	14
Adrian Martinez, QB	12
Boe Wilson, OG	11

OFFENSIVE DEPTH CHART

WR	10	JD Spielman	5-9	180	Jr.	Eden Prairie, Minn.
	4	Jaevon McQuitty	6-0	200	So.	Columbia, Mo.
	-OR- 8	Jaron Woodyard	5-11	185	Sr.	Gaithersburg, Md.
LT	76	Brenden Jaimes	6-6	300	Jr.	Austin, Texas
	73	Broc Bando	6-5	310	So.	Lincoln, Neb.
LG	75	Trent Hixson	6-4	310	So.	Omaha, Neb.
	50	John Raridon	6-4	315	Jr.	West Des Moines, Iowa
C	51	Cameron Jurgens	6-3	285	RFr.	Beatrice, Neb.
	68	Will Farniok	6-3	295	RFr.	Sioux Falls, S.D.
RG	56	Boe Wilson	6-3	300	Jr.	Lee's Summit, Mo.
	70	Matt Sichterman	6-4	315	So.	Cincinnati, Ohio
RT	71	Matt Farniok	6-6	335	Jr.	Sioux Falls, S.D.
	54	Bryce Benhart	6-9	295	Fr.	Lakeville, Minn.
TE	-OR- 86	Jack Stoll	6-4	260	Jr.	Lone Tree, Colo.
	11	Austin Allen	6-8	250	So.	Aurora, Neb.
	82	Kurt Raddal	6-7	245	So.	Carmel, Ind.
WR	-OR- 9	Kanawai Noa	6-0	200	Sr.	Honolulu, Hawaii
	19	Mike Williams	5-10	180	Sr.	Lake City, Fla.
	13	Darien Chase	6-1	200	Fr.	Vancouver, Wash.
WR	1	Wan'Dale Robinson	5-10	190	Fr.	Frankfort, Ky.
	22	Miles Jones	5-8	175	RFr.	Miramar, Fla.
	-OR- 81	Kade Warner	6-1	210	So.	Scottsdale, Ariz.
QB	2	Adrian Martinez	6-2	225	So.	Fresno, Calif.
	16	Noah Vedral	6-1	200	So.	Wahoo, Neb.
	7	Luke McCaffrey	6-2	200	Fr.	Highlands Ranch, Colo.
RB	-OR- 28	Maurice Washington	6-1	190	So.	Stockton, Calif.
	26	Dedrick Mills	5-11	220	Jr.	Waycross, Ga.
	-OR- 37	Wyatt Mazour	5-9	200	Sr.	Albion, Neb.
	-OR- 14	Rahmir Johnson	5-10	180	Fr.	Oradell, N.J.

DEFENSIVE DEPTH CHART

DE	96	Carlos Davis	6-2	320	Sr.	Blue Springs, Mo.
	97	Deontre Thomas	6-3	295	So.	Mustang, Okla.
NG	79	Darrion Daniels	6-4	340	Sr.	Dallas, Texas
	93	Damion Daniels	6-3	340	So.	Dallas, Texas
DE	-OR- 94	Khalil Davis	6-2	315	Sr.	Blue Springs, Mo.
	95	Ben Stille	6-5	295	Jr.	Ashland, Neb.
OLB	22	Alex Davis	6-5	250	Sr.	Riviera Beach, Fla.
	43	Tyrin Ferguson	6-2	230	Sr.	New Orleans, La.
ILB	-OR- 31	Collin Miller	6-3	245	Jr.	Fishers, Ind.
	3	Will Honas	6-1	225	Jr.	Wichita, Kan.
ILB	7	Mohamed Barry	6-1	245	Sr.	Grayson, Ga.
	53	Joseph Johnson	6-3	240	RFr.	Gretna, Neb.
	-OR- 28	Luke Reimer	6-1	220	Fr.	Lincoln, Neb.
OLB	2	Caleb Tannor	6-2	220	So.	Stone Mountain, Ga.
	44	Garrett Nelson	6-3	260	Fr.	Scottsbluff, Neb.
NICKEL	13	JoJo Domann	6-1	235	Jr.	Colorado Springs, Colo.
CB	21	Lamar Jackson	6-3	215	Sr.	Elk Grove, Calif.
	12	Quinton Newsome	6-2	180	Fr.	Suwanee, Ga.
	25	Tony Butler	6-2	220	Jr.	Lakewood, Ohio
S	19	Marquel Dismuke	6-2	215	Jr.	Compton, Calif.
	49	Isaiah Stalbird	6-0	210	RFr.	Kearney, Neb.
	30	Eli Sullivan	6-2	215	Jr.	Longmont, Colo.
S	5	Cam Taylor-Britt	6-0	215	So.	Montgomery, Ala.
	6	Eric Lee Jr.	6-0	215	Sr.	Milton, Mass.
	36	Reid Karel	6-3	215	Sr.	Seward, Neb.
CB	23	Dicaprio Bootle	5-10	195	Jr.	Miami, Fla.
	17	Braxton Clark	6-4	210	RFr.	Orlando, Fla.

SPECIAL TEAMS DEPTH CHART

PK	98	Isaac Armstrong	5-11	215	Sr.	Lincoln, Neb.
	99	Will Przystup	6-4	250	RFr.	Oviedo, Fla.
P	98	Isaac Armstrong	5-11	215	Sr.	Lincoln, Neb.
	99	Will Przystup	6-4	250	RFr.	Oviedo, Fla.
H	16	Noah Vedral	6-1	200	So.	Wahoo, Neb.
	98	Isaac Armstrong	5-11	215	Sr.	Lincoln, Neb.
LS	92	Chase Urbach	6-3	215	Sr.	Grosse Pointe, Mich.
	38	Damian Jackson	6-2	275	So.	Las Vegas, Nev.
	94	Cade Mueller	6-0	230	RFr.	Gretna, Neb.
KR	1	Wan'Dale Robinson	5-10	190	Fr.	Frankfort, Ky.
	28	Maurice Washington	6-1	190	So.	Stockton, Calif.
	-OR- 14	Rahmir Johnson	5-10	180	Fr.	Oradell, N.J.
PR	10	JD Spielman	5-9	180	Jr.	Eden Prairie, Minn.
	5	Cam Taylor	6-0	215	So.	Montgomery, Ala.
	1	Wan'Dale Robinson	5-10	190	Fr.	Frankfort, Ky.

2019 NEBRASKA GAME-BY-GAME STARTERS

OFFENSIVE STARTING LINEUPS

OPPONENT	WR	WR	WR	TE	RT	RG	C	LG	LT	QB	RB	PK
So. Alabama	Spielman	M. Williams	Robinson	Stoll	M. Farniok	Wilson	Jurgens	Hixson	Jaimes	Martinez	Mills	Jorgensen
Colorado	Spielman	Noa	Allen*	Stoll	M. Farniok	Wilson	Jurgens	Hixson	Jaimes	Martinez	Washington	Armstrong
No. Illinois	Spielman	Noa	Robinson	Stoll	M. Farniok	Wilson	Jurgens	Hixson	Jaimes	Martinez	Washington	Armstrong
Illinois												
Ohio St.												
Northwestern												
Minnesota												
Indiana												
Purdue												
Wisconsin												
Maryland												
Iowa												

*Nebraska opened with two tight ends

DEFENSIVE STARTING LINEUPS

OPPONENT	DE	NG	DE	OLB	ILB	ILB	OLB	CB	S	S	CB	P
So. Alabama	C. Davis	Dar. Daniels	K. Davis	A. Davis	Miller	Barry	Tannor	Jackson	Dismuke	D. Williams	Bootle	Armstrong
Colorado	C. Davis	Dar. Daniels	K. Davis	A. Davis	Miller	Barry	Taylor-Britt*	Jackson	Dismuke	Lee Jr.	Bootle	Armstrong
No. Illinois	C. Davis	Dar. Daniels	K. Davis	A. Davis	Miller	Barry	Tannor	Jackson	Dismuke	Taylor-Britt	Bootle	Armstrong
Illinois												
Ohio St.												
Northwestern												
Minnesota												
Indiana												
Purdue												
Wisconsin												
Maryland												
Iowa												

*Nebraska opened in a nickel defense

2019 NEBRASKA PLAYER PARTICIPATION

PLAYER, POS.	GP	GS	PLAYER, POS.	GP	GS	PLAYER, POS.	GP	GS
Austin Allen, TE	3	1	Eric Lee Jr., S	3	1	Maurice Washington, RB	3	2
Fyn Anderson, DL	1	0	Adrian Martinez, QB	3	3	Deontai Williams, S	1	1
Isaac Armstrong, P/PK	3	3	Wyatt Mazour, RB	3	0	Mike Williams, WR	3	1
Broc Bando, OL	3	0	Lane McCallum, S/PK	1	0	Boe Wilson, OL	3	3
Mohamed Barry, ILB	3	3	Jaevon McQuitty, WR	2	0			
Brody Belt, RB	3	0	Collin Miller, ILB	3	3			
Bryce Benhart, OL	1	0	Dedrick Mills, RB	3	1			
Dicaprio Bootle, CB	3	3	DaiShon Neal, DL	3	0			
Tony Butler, CB	1	0	Garrett Nelson, OLB	3	0			
Braxton Clark, CB	3	0	Quinton Newsome, CB	3	0			
Damion Daniels, DL	3	0	Kanawai Noa, WR	3	2			
Darrion Daniels, DL	3	3	Noa Pola-Gates, S	2	0			
Alex Davis, OLB	3	3	Will Przystup, P	2	0			
Carlos Davis, DL	3	3	Kurt Rafdal, TE	3	0			
Khalil Davis, DL	3	3	John Raridon, OL	1	0			
Marquel Dismuke, S	3	3	Luke Reimer, ILB	1	0			
JoJo Domann, OLB	3	0	Wan'Dale Robinson, WR	3	2			
Myles Farmer, S	1	0	Matt Sichterman, OL	3	0			
Matt Farniok, OL	3	3	JD Spielman, WR	3	3			
Will Farniok, OL	2	0	Isaiah Stalbird, S	3	0			
Tyrin Ferguson, OLB	3	0	Ben Stille, DL	3	0			
Trent Hixson, OL	3	3	Jack Stoll, TE	3	3			
Will Honas, ILB	3	0	Jeramiah Stovall, CB	3	0			
Lamar Jackson, CB	3	3	Eli Sullivan, S	3	0			
Brenden Jaimes, OL	3	3	Caleb Tannor, OLB	3	2			
Miles Jones, WR	2	0	Cam Taylor-Britt, CB	3	2			
Dylan Jorgensen, PK	2	1	Deontre Thomas, DL	3	0			
Cameron Jurgens, OL	3	3	Chase Urbach, LS	3	0			
Reid Karel, S	3	3	Noah Vedral, QB/H	2	0			



**AUSTIN
ALLEN**

#11

**6-8 | 250 | SO. | TE
AURORA, NEB.**

CAREER HONORS

- Academic All-Big (2018)
- 4-Time Nebraska Scholar-Athlete Honor Roll
- 2-Time Brook Berringer Citizenship Team
- 2-Time Tom Osborne Citizenship Team

PERSONAL NOTES

- His father Andrew was a Husker walk-on in 1981

SEASON HIGHLIGHTS

- Made his third career catch in the season opener against South Alabama
- Made his first career start at Colorado
- Did not have a catch against Northern Illinois but recovered two fumbles (one on special teams, one on offense) on two NU touchdown drives
- Also had a tackle to stuff an NIU fake punt attempt

GAME-BY-GAME


OPPONENT	REC.	YDS	TD	LONG
South Alabama	1	8	0	8
at Colorado	0	0	0	-
Northern Illinois	0	0	0	-
at Illinois				
Ohio State				
Northwestern				
at Minnesota				
Indiana				
at Purdue				
Wisconsin				
at Maryland				
Iowa				

CAREER RECEIVING STATS

YEAR	G/S	REC.	YDS	Y/R	Y/G	TD
2017						
2018	12/0	2	54	27.0	4.5	0
2019	3/1	1	8	8.0	4.0	0
TOTAL	15/1	3	62	20.7	4.1	0

CAREER HIGHS

Receptions	1 three times
Receiving Yards	41 at Ohio St. (2018)
Receiving Touchdowns	none
Long Reception	41 at Ohio St. (2018)



**ISAAC
ARMSTRONG**

#98

**5-11 | 215 | SR. | P/PK
LINCOLN, NEB.**

CAREER HONORS

- Honorable-Mention All-Big Ten (2018)
- Nebraska Scholar-Athlete Honor Roll (Spring 2019)
- Brook Berringer Citizenship Team (2017)
- Tom Osborne Citizenship Team (2017)

CAREER NOTES

- Ranked 2nd in the Big Ten with the 9th-highest punting average in school history in 2018 (43.6)
- Has allowed only 10 returns for a total of 10 yards in 46 career punts (0.2 return yards per punt; 1.0 yard per return)
- Three of the 10 career punt returns against Armstrong are muffed catches, two of which resulted in Husker fumble recoveries

SEASON HIGHLIGHTS

- Ranks 21st nationally in punting average (45.7)
- Has helped NU rank 17th in net punting (43.6)
- Had a career-high three punts inside the 20-yard line against South Alabama and the Jaguars were held to zero punt return yards
- Averaged 46.2 yards per punt at Colorado with two of his punts downed inside the 20, including one inside the 5-yard line
- Also handled Nebraska's place-kicking duties against Colorado for the first time in his career
- Connected on all four of his PAT attempts and nailed a 26-yarder in his first career attempt
- Averaged 45.3 yards per punt while placing all three of his punts inside the 20 vs. NIU
- Added a career-long 36-yard field goal vs. NIU

PUNTING GAME-BY-GAME

OPPONENT	NO.	AVG	I20	LONG
South Alabama	6	45.5	3	54
at Colorado	5	46.2	2	51
Northern Illinois	3	45.3	3	53
at Illinois				
Ohio State				
Northwestern				
at Minnesota				
Indiana				
at Purdue				
Wisconsin				
at Maryland				
Iowa				

KICKING GAME-BY-GAME

OPPONENT	XP-ATT	FG-ATT	LG	BK	PTS
South Alabama	0-0	0-0	-	0	0
at Colorado	4-4	1-2	26	0	7
Northern Illinois	2-3	1-3	36	2	5
at Illinois					
Ohio State					
Northwestern					
at Minnesota					
Indiana					
at Purdue					
Wisconsin					
at Maryland					
Iowa					

CAREER PUNTING STATS

YEAR	NO.	AVG	LG	TB	I20	50+	BLK
2016							
2017	0	0	0	0	0	0	0
2018	32	43.6	73	3	9	7	1
2019	14	45.7	54	1	8	4	0
TOTAL	46	44.3	73	4	17	11	1

CAREER KICKING STATS

YEAR	G/S	PAT	FG	PCT.	PTS	LG
2016	0/0	0-0	0-0	.000	0	-
2017	0/0	0-0	0-0	.000	0	-
2018	0/0	0-0	0-0	.000	0	-
2019	2/2	6-7	2-5	40.0	12	36
TOTAL	2/2	6-7	2-5	40.0	12	36

KICKOFFS: 2 att., 0 touchbacks

CAREER PUNTING HIGHS

Punts	7 at Ohio St. (2018)
Average	57.3 vs. Bethune-Cookman (2018)
Inside 20	3 vs. South Alabama (2019)
50-Yard Punts	2 three times
Long Punt	73 vs. Bethune-Cookman (2018)

CAREER KICKING HIGHS

Field Goal Attempts	3 vs. No. Illinois (2019)
Field Goals Made	1 twice
Long Field Goal	36 vs. No. Illinois (2019)
Points	7 at Colorado (2019)
PATs	4 at Colorado (2019)

ARMSTRONG RECORD WATCH

CAREER PUNTING AVERAGE

RK.	PLAYER, YEARS	AVG.
1.	Dan Hadenfeldt, 1997-2000	44.54
2.	Isaac Armstrong, 2017-pres.	44.26
3.	Sam Koch, 2002-05	44.04
4.	Kyle Larson, 2001-03	43.67
5.	Brett Maher, 2011-12	43.15



MOHAMED BARRY

#7

6-1 | 245 | SR. | ILB
GRAYSON, GA.

CAREER HONORS

- Team Captain (2019)
- 3rd-Team All-Big Ten (2018, Media)
- Honorable-Mention All-Big Ten (2018, Coaches)
- Nebraska Defensive MVP (2018)
- 3-Time Academic All-Big Ten
- 4-Time Nebraska Scholar-Athlete Honor Roll
- 4-Time Brook Berringer Citizenship Team
- 4-Time Tom Osborne Citizenship Team

2019 PRESEASON WATCH LISTS

- Butkus Award
- Lott IMPACT Trophy

PERSONAL NOTES

- Born in Atlanta, moved to Africa when he was 1 and moved back to the U.S. to start kindergarten
- Earned his degree in ethnic studies in May of 2019

CAREER NOTES

- Has started 15 consecutive games
- Has led NU in tackles in 11 of the last 15 games
- Nine career games with double-digit tackles (all since the start of the 2018 season)

SEASON HIGHLIGHTS

- Tied his career high with 12 tackles against South Alabama
- Posted his first sack of the season and was second on the team with six tackles - all solo stops - at Colorado
- Led NU with 10 tackles against Northern Illinois and also broke up a pass

GAME-BY-GAME

OPPONENT	UT-AT-TT	TFL-YD	SACK-YD
South Alabama	6-6-12	0-0	0.0-0
at Colorado	6-0-6	1-7	1.0-7
Northern Illinois	3-7-10	0-0	0.0-0
at Illinois			
Ohio State			
Northwestern			
at Minnesota			
Indiana			
at Purdue			
Wisconsin			
at Maryland			
Iowa			

CAREER TACKLE STATS

YEAR	G/S	UT	AT	TT	TFL-YD	SCK-YD
2015						
2016	13/0	0	6	6	0-0	0.0-0
2017	12/2	15	23	38	1-1	0.0-0
2018	12/12	55	57	112	11-39	2.0-15
2019	3/3	15	13	28	1-7	1.0-7
TOTAL	40/17	85	99	184	13-47	3.0-22

CAREER MISCELLANEOUS STATS

YEAR	FF	FR	PBU	INT	QBH	BLK
2015						
2016	0	1	0	0	0	0
2017	0	0	1	0	0	0
2018	0	0	1	0	5	0
2019	0	0	1	0	1	0
TOTAL	0	1	3	0	6	0

CAREER HIGHS

Tackles	12 twice
TFLs	3 twice
Sacks	1.0 three times
Breakups	1 twice



DICAPRIO BOOTLE

#23

5-10 | 195 | JR. | CB
MIAMI, FLA.

CAREER HONORS

- Third-Team All-Big Ten (2018)
- Nebraska Defensive Back of the Year (2018)
- Academic All-Big Ten (2017)
- Nebraska Scholar-Athlete Honor Roll (Fall 2016)
- Brook Berringer Citizenship Team (2018)
- Tom Osborne Citizenship Team (2018)

CAREER NOTES

- Has started 15 consecutive games
- Ranked 2nd in school history with 15 pass breakups in 2018
- Ranked 9th nationally in breakups in 2018 and 16th in passes defended per game (1.3)

SEASON HIGHLIGHTS

- Broke up a pair of passes against South Alabama, his fifth game since the start of last season with multiple pass breakups
- Broke up a third-down pass in the end zone in overtime at Colorado to force a Buff field goal

GAME-BY-GAME

OPPONENT	UT-AT-TT	TFL-YD	PBU	INT
South Alabama	0-2-2	0-0	2	0
at Colorado	3-0-3	0-0	1	0
Northern Illinois	0-1-1	0-0	0	0
at Illinois				
Ohio State				
Northwestern				
at Minnesota				
Indiana				
at Purdue				
Wisconsin				
at Maryland				
Iowa				

CAREER TACKLE STATS

YEAR	G/S	UT	AT	TT	TFL-YD	SCK-YD
2016						
2017	12/1	11	4	15	1-1	0.0-0
2018	12/12	26	13	39	0-0	0.0-0
2019	3/3	3	3	6	0-0	0.0-0
TOTAL	27/16	40	20	60	1-1	0.0-0

CAREER MISCELLANEOUS STATS

YEAR	FF	FR	PBU	INT	QBH	BLK
2016						
2017	0	0	0	0	0	0
2018	1	0	15	0	0	0
2019	0	0	3	0	0	0
TOTAL	1	0	18	0	0	0

CAREER HIGHS

Tackles	7 vs. Purdue (2018)
TFLs	1 vs. Ohio St. (2017)
Sacks	none
Breakups	5 at Michigan (2018)



BRAXTON CLARK #17

6-4 | 210 | RFR. | CB
ORLANDO, FLA.

SEASON HIGHLIGHTS

- Played in every game
- Had a career-high three tackles against Northern Illinois
- Also intercepted the first pass of his career against NIU, setting up a Husker touchdown

GAME-BY-GAME

OPPONENT	UT-AT-TT	TFL-YD	PBU	INT
South Alabama	0-0-0	0-0	0	0
at Colorado	0-0-0	0-0	0	0
Northern Illinois	2-1-3	0-0	0	1
at Illinois				
Ohio State				
Northwestern				
at Minnesota				
Indiana				
at Purdue				
Wisconsin				
at Maryland				
Iowa				

CAREER TACKLE STATS

YEAR	G/S	UT	AT	TT	TFL-YD	SCK-YD
2018*	4/0	1	0	1	0-0	0.0-0
2019	3/0	2	1	3	0-0	0.0-0
TOTAL	7/0	3	1	4	0-0	0.0-0

*redshirt season

CAREER MISCELLANEOUS STATS

YEAR	FF	FR	PBU	INT	QBH	BLK
2018	0	0	0	0	0	0
2019	0	0	0	1	0	0
TOTAL	0	0	0	1	0	0

CAREER HIGHS

Tackles	3 vs. Northern Illinois (2019)
TFLs	none
Sacks	none
Breakups	none
Interceptions	1 vs. Northern Illinois (2019)



DAMION DANIELS #93

6-3 | 340 | SO. | DL
DALLAS, TEXAS

CAREER HONORS

- 2-Time Nebraska Scholar-Athlete Honor Roll
- 2-Time Brook Berringer Citizenship Team
- 2-Time Tom Osborne Citizenship Team

PERSONAL NOTES

- His older brother Darrion is a senior defensive lineman for the Huskers
- One of five sets of brothers on 2019 roster

SEASON HIGHLIGHTS

- Had three tackles in the opener against South Alabama, one shy of his career high
- Tied his career high with four tackles against Northern Illinois

GAME-BY-GAME

OPPONENT	UT-AT-TT	TFL-YD	SACK-YD
South Alabama	1-2-3	0-0	0.0-0
at Colorado	0-0-0	0-0	0.0-0
Northern Illinois	0-4-4	0-0	0.0-0
at Illinois			
Ohio State			
Northwestern			
at Minnesota			
Indiana			
at Purdue			
Wisconsin			
at Maryland			
Iowa			

CAREER TACKLE STATS

YEAR	G/S	UT	AT	TT	TFL-YD	SCK-YD
2017						
2018	12/0	3	9	12	1-1	0.0-0
2019	3/0	1	6	7	0-0	0.0-0
TOTAL	15/0	4	15	19	1-1	0.0-0

CAREER MISCELLANEOUS STATS

YEAR	FF	FR	PBU	INT	QBH	BLK
2017						
2018	0	1	0	0	0	0
2019	0	0	0	0	0	0
TOTAL	0	1	0	0	0	0

CAREER HIGHS

Tackles	4 twice
TFLs	1 vs. Bethune-Cookman (2018)
Sacks	none
Breakups	none



DARRION DANIELS #79

6-4 | 340 | SR. | DL
DALLAS, TEXAS

CAREER HONORS

- Team Captain (2019)
- Nebraska Scholar-Athlete Honor Roll (Spring 2019)

PERSONAL NOTES

- His younger brother Damion is a sophomore defensive lineman for the Huskers
- One of five sets of brothers on 2019 roster
- Earned his degree in marketing from Oklahoma State in December of 2018

CAREER NOTES

- Graduate transfer who played four seasons at Oklahoma State (2015-18), redshirting in 2018 after an injury limited him to four games

SEASON HIGHLIGHTS

- Had four tackles vs. South Alabama
- Had his most tackles as a Husker (5) against Northern Illinois and recorded his first TFL and sack (half sack) as a Husker

GAME-BY-GAME

OPPONENT	UT-AT-TT	TFL-YD	SACK-YD
South Alabama	2-2-4	0-0	0.0-0
at Colorado	1-0-1	0-0	0.0-0
Northern Illinois	2-3-5	1-1	0.5-1
at Illinois			
Ohio State			
Northwestern			
at Minnesota			
Indiana			
at Purdue			
Wisconsin			
at Maryland			
Iowa			

CAREER TACKLE STATS

YEAR	G/S	UT	AT	TT	TFL-YD	SCK-YD
2015*	13/0	11	5	16	3-4	0.5-1
2016*	13/0	9	6	15	1-1	0.0-0
2017*	10/10	17	9	26	5-13	0.5-1
2018*^	4/4	4	3	7	1-11	1.0-11
2019	3/3	5	5	10	1-1	0.5-1
TOTAL	43/17	46	28	74	11-30	2.5-14

*at Oklahoma State

^redshirt season

CAREER MISCELLANEOUS STATS

YEAR	FF	FR	PBU	INT	QBH	BLK
2015	0	0	0	0	1	0
2016	0	0	1	0	1	1
2017	0	0	2	0	2	0
2018*	0	0	0	0	0	0
2019	0	0	0	0	0	0
TOTAL	0	0	3	0	4	1

*redshirt season

CAREER HIGHS

Tackles	8 vs. TCU (2017)*
TFLs	1 11 times*
Sacks	1.0 vs. Texas Tech (2018)*
Breakups	1 three times*
Blocked PAT	1 vs. Texas (2016)*

*at Oklahoma State


**ALEX
DAVIS**

#22

**6-5 | 250 | SR. | OLB
RIVIERA BEACH, FLA.**
CAREER HONORS

- Nebraska Scout Team Defensive MVP (2015)
- 2-Time Nebraska Scholar-Athlete Honor Roll
- 2-Time Brook Berringer Citizenship Team
- 2-Time Tom Osborne Citizenship Team

SEASON HIGHLIGHTS

- Made his 10th career start against South Alabama and scored the game's final touchdown with a fumble recovery in the end zone
- Had his first career fumble recovery and first career quarterback hurry vs. South Alabama
- Added another hurry the next week at Colorado, when he tied his career high with two TFLs

GAME-BY-GAME

OPPONENT	UT-AT-TT	TFL-YD	SACK-YD
South Alabama	1-0-1	0-0	0.0-0
at Colorado	2-0-2	2-5	0.0-0
Northern Illinois	1-0-1	0-0	0.0-0
at Illinois			
Ohio State			
Northwestern			
at Minnesota			
Indiana			
at Purdue			
Wisconsin			
at Maryland			
Iowa			

CAREER TACKLE STATS

YEAR	G/S	UT	AT	TT	TFL-YD	SCK-YD
2015						
					Redshirt	
2016	13/0	0	2	2	0-0	0.0-0
2017	12/5	10	7	17	4-11	1.5-5
2018	12/4	1	4	5	0-0	0.0-0
2019	3/3	4	0	4	2-5	0.0-0
TOTAL	40/12	15	13	28	6-16	1.5-5

CAREER MISCELLANEOUS STATS

YEAR	FF	FR	PBU	INT	QBH	BLK
2015						
						Redshirt
2016	0	0	0	0	0	0
2017	0	0	0	0	0	0
2018	0	0	0	0	0	0
2019	0	1	0	0	3	0
TOTAL	0	1	0	0	3	0

CAREER HIGHS

Tackles	4 vs. Northwestern (2017)
TFLs	2 twice
Sacks	1.0 at Penn St. (2017)
Breakups	none


**CARLOS
DAVIS**

#96

**6-2 | 320 | SR. | DL
BLUE SPRINGS, MO.**
CAREER HONORS

- Honorable-Mention All-Big Ten (2018)
- Honorable-Mention BTN All-Freshman Team (2016)
- 2-Time NCAA All-American in the Discus
- 2-Time Nebraska Scholar-Athlete Honor Roll
- 3-Time Brook Berringer Citizenship Team
- 3-Time Tom Osborne Citizenship Team

PERSONAL NOTES

- Twin brother Khalil - born five minutes after Carlos - is also a Husker defensive lineman
- One of five sets of brothers on 2019 roster
- Earned his degree in child, youth and family studies in August of 2019

CAREER NOTES

- Was an All-American in the discus for the Nebraska track and field team at the 2018 and 2019 NCAA Outdoor Championships
- Along with his brother Khalil, on track to become the first Husker to earn eight career letters since Bob Cerv in 1950 and just the 10th overall

SEASON HIGHLIGHTS

- Posted four tackles and his second career fumble recovery in the opener against South Alabama
- Had a 12-yard sack at Colorado
- Tied or set career highs in tackles (6), TFLs (2), sacks (1.5) and breakups (2) vs. Northern Illinois

GAME-BY-GAME

OPPONENT	UT-AT-TT	TFL-YD	SACK-YD
South Alabama	2-2-4	0-0	0.0-0
at Colorado	2-0-2	1-12	1.0-12
Northern Illinois	3-3-6	2-15	1.5-15
at Illinois			
Ohio State			
Northwestern			
at Minnesota			
Indiana			
at Purdue			
Wisconsin			
at Maryland			
Iowa			

CAREER TACKLE STATS

YEAR	G/S	UT	AT	TT	TFL-YD	SCK-YD
2015						
						Redshirt
2016	13/4	11	13	24	5-25	2.0-24
2017	12/12	17	25	42	4-19	2.5-18
2018	12/9	13	14	27	3-13	1.0-8
2019	3/3	7	5	12	3-27	2.5-27
TOTAL	40/28	48	57	105	15-84	8.0-77

CAREER MISCELLANEOUS STATS

YEAR	FF	FR	PBU	INT	QBH	BLK
2015						
						Redshirt
2016	0	0	0	0	3	0
2017	0	0	0	0	6	0
2018	0	1	5	0	1	0
2019	0	1	2	0	1	0
TOTAL	0	2	7	0	11	0

CAREER HIGHS

Tackles	6 three times
TFLs	2 twice
Sacks	1.5 vs. Northern Illinois (2019)
Breakups	2 twice


**KHALIL
DAVIS**

#94

**6-2 | 315 | SR. | DL
BLUE SPRINGS, MO.**
CAREER HONORS

- Honorable-Mention All-Big Ten (2018)
- Nebraska Defensive Lineman of the Year (2018)
- Track & Field All-American (Discus, 2019)
- Nebraska Scholar-Athlete Honor Roll (Spring 2017)
- 3-Time Brook Berringer Citizenship Team
- 3-Time Tom Osborne Citizenship Team

PERSONAL NOTES

- Twin brother Carlos - born five minutes before Khalil - is also a Husker defensive lineman
- One of five sets of brothers on 2019 roster
- Earned his degree in child, youth and family studies in August of 2019

CAREER NOTES

- Was an All-American in the discus for the Nebraska track and field team at the 2019 NCAA Outdoor Championships
- Along with his brother Carlos, on track to become the first Husker to earn eight career letters since Bob Cerv in 1950 and just the 10th overall

SEASON HIGHLIGHTS

- Totaled three tackles and was the only defensive lineman to have a sack against South Alabama
- Had five solo tackles and tied his career high with two TFLs at Colorado

GAME-BY-GAME

OPPONENT	UT-AT-TT	TFL-YD	SACK-YD
South Alabama	2-1-3	1-9	1.0-9
at Colorado	5-0-5	2-9	0.0-0
Northern Illinois	0-1-1	0-0	0.0-0
at Illinois			
Ohio State			
Northwestern			
at Minnesota			
Indiana			
at Purdue			
Wisconsin			
at Maryland			
Iowa			

CAREER TACKLE STATS

YEAR	G/S	UT	AT	TT	TFL-YD	SCK-YD
2015						
						Redshirt
2016	12/0	4	1	5	2-4	0.0-0
2017	12/0	6	9	15	4-17	2.0-11
2018	12/0	24	17	41	8-32	3.0-19
2019	3/3	7	2	9	3-18	1.0-9
TOTAL	39/3	41	29	70	17-71	6.0-39

CAREER MISCELLANEOUS STATS

YEAR	FF	FR	PBU	INT	QBH	BLK
2015						
						Redshirt
2016	0	0	0	0	0	0
2017	1	0	1	0	2	0
2018	1	1	0	0	4	0
2019	0	0	0	0	0	0
TOTAL	2	1	1	0	6	0

CAREER HIGHS

Tackles	7 vs. Purdue (2018)
TFLs	2 six times
Sacks	2.0 vs. Colorado (2018)
Breakups	1 vs. No. Illinois (2017)



MARQUEL DISMUKE #19

6-2 | 215 | JR. | S
COMPTON, CALIF.

CAREER HONORS

- Nebraska Scholar-Athlete Honor Roll (Fall 2006)

SEASON HIGHLIGHTS

- Has recorded 13 tackles, three more than he did in all of 2018
- Made his second career start vs. South Alabama and had four stops, including his first career tackle for loss
- Was second on the team with six tackles at Colorado, all solo tackles

GAME-BY-GAME

OPPONENT	UT-AT-TT	TFL-YD	PBU	INT
South Alabama	1-3-4	1-4	0	0
at Colorado	6-0-6	0-0	0	0
Northern Illinois	2-1-3	0-0	0	0
at Illinois				
Ohio State				
Northwestern				
at Minnesota				
Indiana				
at Purdue				
Wisconsin				
at Maryland				
Iowa				

CAREER TACKLE STATS

YEAR	G/S	UT	AT	TT	TFL-YD	SCK-YD
2016					Redshirt	
2017	12/1	20	14	34	0-0	0.0-0
2018	8/0	8	2	10	0-0	0.0-0
2019	3/3	9	4	13	1-4	0.0-0
TOTAL	23/4	37	20	57	1-4	0.0-0

CAREER MISCELLANEOUS STATS

YEAR	FF	FR	PBU	INT	QBH	BLK
2016						Redshirt
2017	0	1	0	0	0	0
2018	0	0	0	0	0	1
2019	0	0	0	0	1	0
TOTAL	0	1	0	0	1	1

CAREER HIGHS

Tackles	9 vs. Wisconsin (2017)
TFLs	1 vs. South Alabama (2019)
Sacks	none
Breakups	none
Blocked Punts	1 vs. Illinois (2018)



JOJO DOMANN #13

6-1 | 235 | JR. | OLB
COLORADO SPRINGS, COLO.

CAREER HONORS

- Academic All-Big Ten (2017)
- 2-Time Nebraska Scholar-Athlete Honor Roll
- 3-Time Brook Berringer Citizenship Team
- 3-Time Tom Osborne Citizenship Team

CAREER NOTES

- Played safety his first two-and-a-half seasons before switching to outside linebacker midway through the 2018 season

SEASON HIGHLIGHTS

- Has a career-high three TFLs and two breakups
- Recorded four tackles against South Alabama, including a career-high two TFLs, with one pass breakup
- Had two solo tackles at Colorado
- Had six tackles - one shy of his career high - a TFL and a pass breakup against Northern Illinois

GAME-BY-GAME

OPPONENT	UT-AT-TT	TFL-YD	SACK-YD
South Alabama	2-2-4	2-7	0.0-0
at Colorado	2-0-2	0-0	0.0-0
Northern Illinois	4-2-6	1-2	0.0-0
at Illinois			
Ohio State			
Northwestern			
at Minnesota			
Indiana			
at Purdue			
Wisconsin			
at Maryland			
Iowa			

CAREER TACKLE STATS

YEAR	G/S	UT	AT	TT	TFL-YD	SCK-YD
2016	13/0	5	3	8	0-0	0.0-0
2017					Redshirt	
2018	8/2	10	9	19	1-7	1.0-7
2019	3/0	8	4	12	3-9	0.0-0
TOTAL	24/2	23	16	39	4-16	1.0-7

CAREER MISCELLANEOUS STATS

YEAR	FF	FR	PBU	INT	QBH	BLK
2016	1	0	0	0	0	0
2017						Redshirt
2018	2	1	2	0	0	0
2019	0	0	2	0	0	0
TOTAL	3	1	4	0	0	0

CAREER HIGHS

Tackles	7 at Ohio St. (2018)
TFLs	2 vs. South Alabama (2019)
Sacks	1.0 at Ohio St. (2018)
Breakups	1 four times



MATT FARNIOK #71

6-6 | 335 | JR. | OL
SIOUX FALLS, S.D.

CAREER HONORS

- Team Captain (2019)
- 2-Time Academic All-Big Ten
- 6-Time Nebraska Scholar-Athlete Honor Roll
- 2-Time Brook Berringer Citizenship Team
- 2-Time Tom Osborne Citizenship Team

PERSONAL NOTES

- His brother Will is a redshirt freshman offensive lineman for the Huskers
- One of five sets of brothers on 2019 roster

CAREER NOTES

- Has started 15 consecutive games, all at right tackle

CAREER STATS

- Games: 22 (7 in 2017; 12 in 2018; 3 in 2019)
- Starts: 19 (4 in 2017; 12 in 2018; 3 in 2019)



WILL FARNIOK #68

6-3 | 295 | RFR. | OL
SIOUX FALLS, S.D.

CAREER HONORS

- 2-Time Nebraska Scholar-Athlete Honor Roll
- Brook Berringer Citizenship Team (2019)
- Tom Osborne Citizenship Team (2019)

PERSONAL NOTES


- His brother Matt is a junior offensive lineman for the Huskers
- One of five sets of brothers on 2019 roster

SEASON HIGHLIGHTS

- Made his Husker debut by handling the center duties for the second half vs. South Alabama
- Also played center against Northern Illinois

CAREER STATS

- Games: 2 (2 in 2019)
- Starts: 0



TYRIN FERGUSON #43

6-2 | 230 | SR. | OLB
NEW ORLEANS, LA.

CAREER HONORS

- Nebraska Scholar-Athlete Honor Roll (Spring 2018)
- 3-Time Brook Berringer Citizenship Team
- 3-Time Tom Osborne Citizenship Team

SEASON HIGHLIGHTS

- Made his first tackle of the season at Colorado and added another stop vs. Northern Illinois

GAME-BY-GAME

OPPONENT	UT-AT-TT	TFL-YD	SACK-YD
South Alabama	0-0-0	0-0	0.0-0
at Colorado	1-0-1	0-0	0.0-0
Northern Illinois	0-1-1	0-0	0.0-0
at Illinois			
Ohio State			
Northwestern			
at Minnesota			
Indiana			
at Purdue			
Wisconsin			
at Maryland			
Iowa			

CAREER TACKLE STATS


YEAR	G/S	UT	AT	TT	TFL-YD	SCK-YD
2015	10/0	3	2	5	0-0	0.0-0
2016		Redshirt				
2017	5/0	1	2	3	0-0	0.0-0
2018	8/4	19	17	36	6-21	1.0-4
2019	3/0	1	1	2	0-0	0.0-0
TOTAL	26/4	24	22	46	6-21	1.0-4

CAREER MISCELLANEOUS STATS

YEAR	FF	FR	PBU	INT	QBH	BLK
2015	0	0	0	0	0	0
2016		Redshirt				
2017	0	0	0	1	0	0
2018	0	0	1	0	0	0
2019	0	0	0	0	0	0
TOTAL	0	0	1	1	0	0

CAREER HIGHS

Tackles	10 vs. Colorado (2018)
TFLs	2 twice
Sacks	1.0 vs. Colorado (2018)
Breakups	1 at Iowa (2018)
Interceptions	1 vs. Arkansas St. (2017)



TRENT HIXSON #75

6-4 | 310 | SO. | OL
OMAHA, NEB.

CAREER HONORS

- Academic All-Big Ten (2018)
- 4-Time Nebraska Scholar-Athlete Honor Roll
- 2-Time Brook Berringer Citizenship Team
- 2-Time Tom Osborne Citizenship Team

SEASON HIGHLIGHTS

- Has started every game at left guard
- Earned his first career start in the season opener against South Alabama

CAREER STATS

- **Games:** 7 (4 in 2018; 3 in 2019)
- **Starts:** 3 (3 in 2019)



WILL HONAS #3

6-1 | 225 | JR. | ILB
WICHITA, KAN.

CAREER HONORS

- 3-Time Nebraska Scholar-Athlete Honor Roll

PERSONAL NOTES

- His cousin Todd is a junior wide receiver for the Huskers

SEASON HIGHLIGHTS

- Has set career highs in tackles (20), TFLs (3) and sacks (1.0)
- Returned from a season-ending injury in 2018 to post three tackles against South Alabama, including his first career sack
- Led Nebraska with a career-high nine tackles at Colorado, including a tackle for loss in a second straight game
- Had eight tackles the next week against NIU, including a TFL for the third straight game

GAME-BY-GAME

OPPONENT	UT-AT-TT	TFL-YD	SACK-YD
South Alabama	2-1-3	1-7	1.0-7
at Colorado	7-2-9	1-0	0.0-0
Northern Illinois	2-6-8	1-5	0.0-0
at Illinois			
Ohio State			
Northwestern			
at Minnesota			
Indiana			
at Purdue			
Wisconsin			
at Maryland			
Iowa			

CAREER TACKLE STATS

YEAR	G/S	UT	AT	TT	TFL-YD	SCK-YD
2018*	4/0	6	9	15	1-1	0.0-0
2019	3/0	11	9	20	3-12	1.0-7
TOTAL	7/0	17	18	35	4-13	1.0-7

*redshirt season

CAREER MISCELLANEOUS STATS

YEAR	FF	FR	PBU	INT	QBH	BLK
2018*	0	0	0	0	1	0
2019	0	0	0	0	0	0
TOTAL	0	0	0	0	1	0

*redshirt season

CAREER HIGHS

Tackles	9 vs. Colorado (2019)
TFLs	1 four times
Sacks	1 vs. South Alabama (2019)
Breakups	none

**LAMAR JACKSON #21****6-3 | 215 | SR. | CB
ELK GROVE, CALIF.****CAREER HONORS**

- Nebraska Scholar-Athlete Honor Roll (Spring 2018)

SEASON HIGHLIGHTS

- Tied for the national lead in passes defended per game (2.0)
- Forced a fumble and had three tackles, including his second career sack, vs. South Alabama
- Intercepted the third pass of his career at Colorado and also had a pass breakup
- Had a career-high four pass breakups against Northern Illinois, which tied for the most single-game pass breakups in the nation through three weeks

GAME-BY-GAME

OPPONENT	UT-AT-TT	TFL-YD	PBU	INT
South Alabama	3-0-3	1-4	0	0
at Colorado	1-0-1	0-0	1	1
Northern Illinois	3-0-3	0-0	4	0
at Illinois				
Ohio State				
Northwestern				
at Minnesota				
Indiana				
at Purdue				
Wisconsin				
at Maryland				
Iowa				

CAREER TACKLE STATS

YEAR	G/S	UT	AT	TT	TFL-YD	SCK-YD
2016	13/1	14	3	17	2-14	1.0-11
2017	12/12	27	11	38	0-0	0.0-0
2018	12/11	21	7	28	1-1	0.0-0
2019	3/3	7	0	7	1-4	1.0-4
TOTAL	40/27	69	21	90	4-19	2.0-15

CAREER MISCELLANEOUS STATS

YEAR	FF	FR	PBU	INT	QBH	BLK
2016	0	0	0	0	0	0
2017	0	0	3	0	0	0
2018	1	0	7	2	0	0
2019	1	0	5	1	1	0
TOTAL	2	0	15	3	1	0

CAREER HIGHS

Tackles	8 at Purdue (2017)
TFLs	2 vs. Fresno St. (2016)
Sacks	1.0 vs. Fresno St. (2016)
Breakups	4 vs. Northern Illinois (2019)
Interceptions	1 three times

**BRENDEN JAIMES #76****6-6 | 300 | JR. | OL
AUSTIN, TEXAS****CAREER HONORS**

- Honorable-Mention All-Big Ten (2018)
- Honorable-Mention BTN All-Freshman Team (2016)
- 2-Time Nebraska Scholar-Athlete Honor Roll

NEBRASKA RECORDS

- Starts by a True Freshman Offensive Lineman (9)

CAREER NOTES

- Has started 24 consecutive games, the longest active streak of any Husker
- Has started 15 straight games at left tackle
- Became the 11th Husker offensive lineman to play as a true freshman in 2017
- Became the 5th Husker offensive lineman to start a game as a true freshman in 2017
- Started nine games in 2017, nearly matching the total of the four previous Husker true freshmen offensive line starters combined (11 starts)

SEASON NOTES

- Left the Northern Illinois game in the second half with an injury

CAREER STATS

- **Games:** 24 (9 in 2017; 12 in 2018; 3 in 2019)
- **Starts:** 24 (9 in 2017; 12 in 2018; 3 in 2019)

**CAMERON JURGENS #51****6-3 | 285 | RFR. | OL
BEATRICE, NEB.****CAREER HONORS**

- 2-Time Nebraska Scholar-Athlete Honor Roll
- Brook Berringer Citizenship Team (2019)
- Tom Osborne Citizenship Team (2019)

CAREER NOTES

- Spent his freshman season at tight end before switching to center in the spring
- By starting the season opener vs. South Alabama, became the first freshman (true or redshirt) to start a game at center for Nebraska since freshmen regained eligibility in 1972
- 1 of 6 freshmen offensive linemen (true or redshirt) to start a season opener at Nebraska

SEASON NOTES

- Has started every game at center

CAREER STATS

- **Games:** 4 (1 in 2018*; 3 in 2019)
- **Starts:** 3 (3 in 2019)

*redshirt season (at tight end)

**ERIC LEE JR. #6****6-0 | 215 | SR. | S
MILTON, MASS.****CAREER HONORS**

- 3-Time Nebraska Scholar-Athlete Honor Roll
- 3-Time Brook Berringer Citizenship Team
- 3-Time Tom Osborne Citizenship Team

PERSONAL NOTES

- Earned his degree in management in December of 2018

CAREER NOTES

- Was a cornerback his first four seasons before switching to safety during the spring

SEASON HIGHLIGHTS

- Ranks 5th nationally in interceptions (2)
- Intercepted the first two passes of his career vs. South Alabama, returning his first pick 38 yards for a touchdown
- Also broke up a pass against South Alabama, giving him three passes defended, one more than he posted in his first three years combined
- Started at Colorado and had five solo tackles

GAME-BY-GAME

OPPONENT	UT-AT-TT	TFL-YD	PBU	INT
South Alabama	3-1-4	0-0	1	2
at Colorado	5-0-5	0-0	0	0
Northern Illinois	2-0-2	0-0	0	0
at Illinois				
Ohio State				
Northwestern				
at Minnesota				
Indiana				
at Purdue				
Wisconsin				
at Maryland				
Iowa				

CAREER TACKLE STATS


YEAR	G/S	UT	AT	TT	TFL-YD	SCK-YD
2015						
2016	8/0	1	1	2	1-1	0.0-0
2017	9/6	18	12	30	1-1	0.0-0
2018	9/1	7	6	13	0-0	0.0-0
2019	3/1	10	1	11	0-0	0.0-0
TOTAL	29/8	36	20	56	2-2	0.0-0

CAREER MISCELLANEOUS STATS

YEAR	FF	FR	PBU	INT	QBH	BLK
2015						
2016	0	0	0	0	0	0
2017	0	0	2	0	0	0
2018	0	0	0	0	0	0
2019	0	0	1	2	0	0
TOTAL	0	0	3	2	0	0

CAREER HIGHS

Tackles	7 vs. Arkansas St. (2017)
TFLs	1 twice
Sacks	none
Breakups	1 three times
Interceptions	2 vs. South Alabama (2019)



ADRIAN MARTINEZ

#2

6-2 | 225 | SO. | QB
FRESNO, CALIF.

CAREER HONORS

- Team Captain (2019)
- Freshman All-American (2018)
- Honorable-Mention All-Big Ten (2018)
- National Performer of the Week (2018 vs. Minn.)
- National Freshman of the Week (2018 vs. Colo.)
- 3-Time Big Ten Freshman of the Week (2018)
- NU Outstanding Male Newcomer (2018-19)
- Nebraska Offensive Back of the Year (2018)
- 3-Time Nebraska Scholar-Athlete Honor Roll
- Brook Berringer Citizenship Team (2019)
- Tom Osborne Citizenship Team (2019)

2019 PRESEASON WATCH LISTS

- Walter Camp Award
- Maxwell Award
- Davey O'Brien Award
- Manning Award

NEBRASKA RECORDS

- Career 400-Yard Total Offense Games (3)
- Season Total Offense Per Game (295.1 in 2018)
- Season 400-Yard Total Offense Games (3 in 2018)
- Season 300-Yard Total Offense Games (7 in 2018)
- Game Completion Pct. (86.2 vs. Minn. in 2018)

ACTIVE NCAA CAREER RANKINGS

- Total Offensive Yards Per Game: 3rd (291.9)

CAREER NOTES

- Only the second sophomore team captain at Nebraska since 1930
- Currently owns the 2nd-highest career completion percentage in NU history (63.7)
- In 2018, posted the highest total offense average (295.1 ypg) ever by a true freshman quarterback at a Power Five school
- Overall, posted the 10th-highest total offense average by an FBS freshman and the fifth-best mark by a true freshman
- 1 of 6 freshmen in FBS history to average 200 passing yards & 50 rushing yards per game (1 of 2 true freshmen to hit both marks)
- Is the only true freshman quarterback to start a season opener in Nebraska history
- 1 of 3 true freshmen quarterbacks to start for NU (Tommie Frazier, 1993; Cody Green, 2009)

SEASON HIGHLIGHTS

- Ranks 8th nationally in passing yards per completion (16.1)
- Ranks 19th nationally in pass yards per attempt (9.7)
- Had 356 yards of total offense at Colorado and tied his career high with four total touchdowns
- Passed for 290 yards and a pair of touchdowns and ran for 66 yards with two scores at CU
- Moved into second in NU history with his ninth career 300-yard total offense game against Northern Illinois (301)
- Posted his ninth career 250-yard passing game vs. NIU (257) and added 44 rushing yards

PASSING GAME-BY-GAME

OPPONENT	COMP-ATT	YDS	TD	INT
South Alabama	13-22	178	0	1
at Colorado	16-26	290	2	1
Northern Illinois	16-27	257	2	0
at Illinois				
Ohio State				
Northwestern				
at Minnesota				
Indiana				
at Purdue				
Wisconsin				
at Maryland				
Iowa				

RUSHING GAME-BY-GAME

OPPONENT	ATT.	YDS	TD	LONG
South Alabama	13	6	0	10
at Colorado	19	66	2	17
Northern Illinois	11	44	1	11
at Illinois				
Ohio State				
Northwestern				
at Minnesota				
Indiana				
at Purdue				
Wisconsin				
at Maryland				
Iowa				

TOTAL OFFENSE GAME-BY-GAME

OPPONENT	ATT.	PASS	RUSH	TOT
South Alabama	35	178	6	184
at Colorado	45	290	66	356
Northern Illinois	38	257	44	301
at Illinois				
Ohio State				
Northwestern				
at Minnesota				
Indiana				
at Purdue				
Wisconsin				
at Maryland				
Iowa				

CAREER PASSING STATS

YEAR	G/S	CMP-ATT	PCT	YDS	TD	INT
2018	11/11	224-347	64.6	2,617	17	8
2019	3/3	45-75	60.0	725	4	2
TOTAL	14/14	269-422	63.7	3,342	21	10

Total Offense: 605 att., 4,087 yds, 32 TDs

CAREER RUSHING STATS

YEAR	G/S	ATT.	NET	Y/A	Y/G	TD
2018	11/11	140	629	4.5	57.2	8
2019	3/3	43	116	2.7	38.7	3
TOTAL	14/14	183	745	4.1	53.2	11

CAREER PASSING HIGHS

Attempts	42 twice
Completions	26 at Iowa (2018)
Yards	384 at Wisconsin (2018)
Touchdowns	3 twice
Long Pass	75 twice (both TDs)

CAREER RUSHING HIGHS

Attempts	20 at Ohio St. (2018)
Yards	125 vs. Minnesota (2018)
Touchdowns	2 twice
Long Rush	53 vs. Minnesota (2018)

CAREER TOTAL OFFENSE HIGHS

Attempts	60 vs. Purdue (2018)
Yards	441 at Wisconsin (2018)
Total Touchdowns	4 three times

MARTINEZ RECORD WATCH

CAREER COMPLETION PERCENTAGE

RK.	PLAYER, YEARS	PCT.
1.	Joe Ganz, 2006-08	65.1
2.	Adrian Martinez, 2018-present	63.7
3.	Sam Keller, 2007	63.1
4.	Jerry Tagge, 1969-71	59.9
5.	Taylor Martinez, 2010-13	59.8

Minimum 1,000 career passing yards

CAREER COMPLETIONS

RK.	PLAYER, YEARS	COMP.
1.	Tommy Armstrong Jr., 2013-16	625
2.	Taylor Martinez, 2010-13	575
3.	Zac Taylor, 2005-06	470
4.	Joe Ganz, 2006-08	381
5.	Dave Humm, 1972-74	353
6.	Jerry Tagge, 1969-71	348
7.	Adrian Martinez, 2018-present	269
8.	Tanner Lee, 2017	246
10.	Tommie Frazier, 1992-95	232

CAREER 250-YARD PASSING GAMES

RK.	PLAYER, YEARS	GAMES
1.	Tommy Armstrong Jr., 2013-16	14
2.	Joe Ganz, 2006-08	11
	Adrian Martinez, 2018-present	9

CAREER 300-YARD PASSING GAMES

RK.	PLAYER, YEARS	GAMES
1.	Joe Ganz, 2006-08	8
2.	Tommy Armstrong Jr., 2013-16	6
3.	Taylor Martinez, 2010-13	4
4.	Zac Taylor, 2005-06	3
	Tanner Lee, 2017	3
t-6.	Adrian Martinez, 2018-present	2

CAREER 400-YARD TOTAL OFFENSE GAMES

RK.	PLAYER, YEARS	GAMES
1.	Joe Ganz, 2006-08	3
	Adrian Martinez, 2018-present	3

CAREER 300-YARD TOTAL OFFENSE GAMES

RK.	PLAYER, YEARS	GAMES
1.	Tommy Armstrong Jr., 2013-16	13
2.	Joe Ganz, 2006-08	9
	Taylor Martinez, 2010-13	9
	Adrian Martinez, 2018-present	9



WYATT MAZOUR #37

5-9 | 200 | SR. | RB
ALBION, NEB.

CAREER HONORS

- 2-Time Academic All-Big Ten
- 6-Time Nebraska Scholar-Athlete Honor Roll
- 4-Time Brook Berringer Citizenship Team
- 4-Time Tom Osborne Citizenship Team

PERSONAL NOTES

- Earned his degree in nutrition and health sciences in August of 2019

SEASON HIGHLIGHTS

- Totaled 25 yards on five offensive touches against South Alabama
- Had a three-yard carry against Northern Illinois

GAME-BY-GAME

OPPONENT	ATT.	YDS	TD	LONG
South Alabama	4	12	0	7
at Colorado	0	0	0	-
Northern Illinois	1	3	0	3
at Illinois				
Ohio State				
Northwestern				
at Minnesota				
Indiana				
at Purdue				
Wisconsin				
at Maryland				
Iowa				

CAREER RUSHING STATS

YEAR	G/S	ATT.	NET	Y/A	Y/G	TD
2015						
2016	1/0	0	0	0.0	0.0	0
2017	3/0	0	0	0.0	0.0	0
2018	12/0	11	76	6.9	6.3	1
2019	3/0	5	15	3.0	5.0	0
TOTAL	19/0	16	91	5.7	4.8	1

RECEIVING: 2 rec., 34 yds, 0 TD

KICKOFF RETURNS: 4 ret., 66 yds, 0 TD

CAREER HIGHS

Attempts	5 twice
Yards	55 vs. Bethune-Cookman (2018)
Touchdowns	1 at Michigan (2018)
Long Rush	18 vs. Bethune-Cookman (2018)
Receptions	1 twice
Receiving Yards	21 at Michigan (2018)
Long Reception	21 at Michigan (2018)



JAEVON McQUITTY #4

6-0 | 200 | SO. | WR
COLUMBIA, MO.

CAREER HONORS

- 2-Time Nebraska Scholar-Athlete Honor Roll

SEASON HIGHLIGHTS

- Had a six-yard catch against South Alabama for his first career reception
- Had a career-long eight-yard reception against Northern Illinois

GAME-BY-GAME

OPPONENT	REC.	YDS	TD	LONG
South Alabama	1	6	0	6
at Colorado	--Did Not Play--			
Northern Illinois	1	8	0	8
at Illinois				
Ohio State				
Northwestern				
at Minnesota				
Indiana				
at Purdue				
Wisconsin				
at Maryland				
Iowa				

CAREER RECEIVING STATS

YEAR	G/S	REC.	YDS	Y/R	Y/G	TD
2017						
2018	6/0	0	0	0.0	0.0	0
2019	2/0	2	14	7.0	7.0	0
TOTAL	8/0	2	14	7.0	1.8	0

CAREER HIGHS

Receptions	1 twice
Receiving Yards	8 vs. Northern Illinois (2019)
Receiving Touchdowns	none
Long Reception	8 vs. Northern Illinois (2019)



COLLIN MILLER #31

6-3 | 245 | JR. | ILB
FISHERS, IND.

CAREER HONORS

- Nebraska Scout Team Defensive MVP (2016)
- Academic All-Big Ten (2017)
- Nebraska Scholar-Athlete Honor Roll (Spring 2017)
- Brook Berringer Citizenship Team (2019)
- Tom Osborne Citizenship Team (2019)

SEASON HIGHLIGHTS

- Has set a career high with three TFLs and is two tackles shy of his career high
- Earned his first career start vs. South Alabama, recording four tackles - one shy of his then-career high - and his second career TFL
- Had a career-high six tackles at Colorado with a tackle for loss for the second straight week
- Had five tackles and another TFL vs. NIU

GAME-BY-GAME

OPPONENT	UT-AT-TT	TFL-YD	SACK-YD
South Alabama	1-3-4	1-1	0.0-0
at Colorado	6-0-6	1-4	0.0-0
Northern Illinois	1-4-5	1-1	0.0-0
at Illinois			
Ohio State			
Northwestern			
at Minnesota			
Indiana			
at Purdue			
Wisconsin			
at Maryland			
Iowa			

CAREER TACKLE STATS

YEAR	G/S	UT	AT	TT	TFL-YD	SCK-YD
2016						
2017	12/0	4	7	11	0-0	0.0-0
2018	12/0	9	8	17	1-7	0.0-0
2019	3/3	8	7	15	3-6	0.0-0
TOTAL	27/3	21	22	43	4-13	0.0-0

CAREER MISCELLANEOUS STATS

YEAR	FF	FR	PBU	INT	QBH	BLK
2016						
2017	0	1	0	0	0	0
2018	0	0	0	0	0	0
2019	0	0	0	0	0	0
TOTAL	0	1	0	0	0	0

CAREER HIGHS

Tackles	6 at Colorado (2019)
TFLs	1 four times
Sacks	none
Breakups	none

**DEDRICK MILLS** **#26****5-11 | 220 | JR. | RB**
WAYCROSS, GA.**CAREER HONORS**

- 2016 Gator Bowl MVP (at Georgia Tech)
- 2-**Time** ACC Co-Rookie of the Week (2016)

CAREER NOTES

- Spent his freshman season at Georgia Tech
- Two-Time ACC Rookie of the Week in his lone season at Georgia Tech in 2016
- First Yellow Jacket to be a multi-time ACC Rookie of the Week selection since wide receiver Calvin Johnson in 2004
- Was MVP of the 2016 Gator Bowl after rushing for 169 yards on 31 carries

SEASON HIGHLIGHTS

- Scored NU's only two offensive touchdowns against South Alabama and led the Huskers with 44 rushing yards on 15 carries
- Had a career-high two catches and 21 receiving yards at Colorado, including a career-long 20-yard catch
- Ran for a Nebraska career-high 116 yards vs. NIU, his third career 100-yard rushing game
- Had a career-long 61-yard rush against NIU

GAME-BY-GAME

OPPONENT	ATT.	YDS	TD	LONG
South Alabama	15	44	2	13
at Colorado	8	24	0	5
Northern Illinois	11	116	1	61
at Illinois				
Ohio State				
Northwestern				
at Minnesota				
Indiana				
at Purdue				
Wisconsin				
at Maryland				
Iowa				

CAREER TACKLE STATS

YEAR	G/S	ATT.	NET	Y/A	Y/G	TD
2016*	9/7	152	771	5.1	85.7	12
2017						
2018						
2019	3/1	34	184	5.4	61.3	3
TOTAL	12/8	186	955	5.1	79.6	15

*at Georgia Tech

RECEIVING: 5 rec., 37 yds, 1 TD**PASSING:** 0-for-1, 0 yds, 1 INT, 0 TD**CAREER HIGHS**

Attempts	31 vs. Kentucky (2016)*
Yards	169 vs. Kentucky (2016)*
Touchdowns	3 vs. Vanderbilt (2016)*
Long Rush	61 vs. Northern Illinois (2019)
Receptions	2 at Colorado (2019)
Receiving Yards	21 at Colorado (2019)
Receiving Touchdowns	1 vs. Miami (2016)*
Long Reception	20 at Colorado (2019)

*at Georgia Tech

**KANAWAI NOA** **#9****6-0 | 200 | SR. | WR**
HONOLULU, HAWAII**CAREER HONORS**

- 2-Time Biletnikoff Award Watch List

2019 PRESEASON WATCH LISTS

- **Polynesian College Football Player of the Year** (3rd straight season on preseason watch list)

PERSONAL NOTES

- Earned his degree in sociology from California in May of 2019

CAREER NOTES

- Graduate transfer who played four seasons at California (2015-18), receiving a medical hardship for the 2016 season

SEASON HIGHLIGHTS

- Caught his first three passes as a Husker against Northern Illinois, including a 27-yard touchdown

GAME-BY-GAME

OPPONENT	REC.	YDS	TD	LONG
South Alabama	0	0	0	-
at Colorado	0	0	0	-
Northern Illinois	3	51	1	27
at Illinois				
Ohio State				
Northwestern				
at Minnesota				
Indiana				
at Purdue				
Wisconsin				
at Maryland				
Iowa				

CAREER RECEIVING STATS

YEAR	G/S	REC.	YDS	Y/R	Y/G	TD
2015*	13/0	7	76	10.9	5.8	0
2016*^	3/1	3	34	11.3	11.3	0
2017*	11/9	56	788	14.1	71.6	4
2018*	8/6	30	369	12.3	46.1	2
2019	3/2	3	51	17.0	17.0	1
TOTAL	38/18	99	1,318	13.3	34.7	7

*at Cal

^redshirt season

RUSHING: 1 att., 6 yds, 0 TD**KICKOFF RETURNS:** 4 ret., 94 yds, 0 TD**PUNT RETURNS:** 4 ret., 15 yds, 0 TD**CAREER HIGHS**

Receptions	8 at BYU (2018)*
Receiving Yards	126 at Oregon (2017)*
Receiving Touchdowns	2 at Colorado (2017)*
Long Reception	75 [TD] at Oregon (2017)*
Rushing Attempts	1 at BYU (2018)*
Rushing Yards	6 at BYU (2018)*
Punt Return Yards	13 at Stanford (2015)*
Kickoff Return Yards	72 vs. Arizona St. (2015)*

*at Cal

**WAN'DALE ROBINSON** **#1****5-10 | 190 | FR. | WR**
FRANKFORT, KY.**CAREER HONORS**

- Nebraska Scholar-Athlete Honor Roll (Spring 2019)

PERSONAL NOTES

- Looks to be NU's first letterwinner from Kentucky

SEASON HIGHLIGHTS

- Led Nebraska with 131 all-purpose yards in his career debut against South Alabama while averaging 13.1 yards per touch (7.7 on offense)
- Had a career-long 25-yard catch at Colorado
- Posted a career-high 48 receiving yards vs. NIU

RECEIVING GAME-BY-GAME

OPPONENT	REC.	YDS	TD	LONG
South Alabama	3	33	0	15
at Colorado	2	35	0	25
Northern Illinois	3	48	0	30
at Illinois				
Ohio State				
Northwestern				
at Minnesota				
Indiana				
at Purdue				
Wisconsin				
at Maryland				
Iowa				

RUSHING GAME-BY-GAME

OPPONENT	ATT.	YDS	TD	LONG
South Alabama	4	21	0	10
at Colorado	2	9	0	5
Northern Illinois	2	1	0	1
at Illinois				
Ohio State				
Northwestern				
at Minnesota				
Indiana				
at Purdue				
Wisconsin				
at Maryland				
Iowa				

CAREER RECEIVING STATS

YEAR	G/S	REC.	YDS	Y/R	Y/G	TD
2019	3/2	9	116	12.9	38.7	0

CAREER RUSHING STATS

YEAR	G/S	ATT.	NET	Y/A	Y/G	TD
2019	3/2	8	30	3.8	10.0	0

CAREER RECEIVING HIGHS

Receptions	3 twice
Receiving Yards	48 vs. No. Illinois (2019)
Receiving Touchdowns	none
Long Reception	30 vs. No. Illinois (2019)

CAREER RUSHING HIGHS

Attempts	4 vs. South Alabama (2019)
Yards	21 vs. South Alabama (2019)
Touchdowns	none
Long Rush	10 vs. South Alabama (2019)



JD SPIELMAN #10

5-9 | 180 | JR. | WR
EDEN PRAIRIE, MINN.

CAREER HONORS

- Freshman All-American (2017)
- 3rd-Team All-Big Ten Wide Receiver (2018)
- 3rd-Team All-Big Ten WR (2017, Coaches)
- Honorable-Mention All-Big Ten WR (2017, Media)
- Honorable-Mention All-Big Ten KR (2017)
- BTN All-Freshman Team Wide Receiver (2017)
- BTN All-Freshman Team Kick Returner (2017)
- Nebraska Receiver of the Year (2018)
- Nebraska Scout Team MVP (2016)
- Nebraska Scholar-Athlete Honor Roll (Fall 2016)

2019 PRESEASON WATCH LISTS

- Biletnikoff Award (2nd straight year on list)
- Paul Hornung Award (2nd straight year on list)

NEBRASKA RECORDS

- Career Double-Digit Reception Games (2)
- Career 200-Yard Receiving Games (2)
- Season 200-Yard Receiving Games (1 twice)
- Game Receiving Yards (209 at Wisconsin, 2018)

PERSONAL NOTES

- Adopted son of Minnesota Vikings General Manager Rick Spielman, and nephew of Ohio State All-American Chris Spielman

CAREER NOTES

- Recorded 1,000 career receiving yards faster than any other player in NU history (15 games)
- 1st Husker to record 100 career catches prior to his junior season
- Only wide receiver in Nebraska history with two career games with double-digit receptions
- Owns NU's only two 200-yard receiving games
- 1 of 8 players in NU history to have both a punt and kickoff return touchdown in his career
- 1 of 3 Huskers to have a kick (punt or kickoff) return touchdown in three straight years
- 1 of 3 Huskers to have two seasons with 800 or more receiving yards
- 1 of 4 Huskers to have two 50-catch seasons
- Has multiple catches in all 23 career games
- Has six career touchdowns of 65 yards or longer, including five covering 75 yards or more

ACTIVE NCAA CAREER RANKINGS

- Receptions Per Game: 3rd (5.5)
- Punt Return Touchdowns: 3rd (2)
- Combined Kick Return Touchdowns: 4th (3)
- All-Purpose Yards Per Game: 7th (125.2)

SEASON HIGHLIGHTS

- Ranks 11th nationally in punt returns (15.2)
- Had a 76-yard punt return touchdown vs. South Alabama, his second career punt return TD (both covering more than 75 yards), and the third-longest punt return nationally in the first week
- Added two catches for 36 yards vs. South Alabama
- Posted his eighth career 100-yard receiving game and first of the season with five catches for 112 yards at Colorado, including a 65-yard TD
- Had four catches for 76 yards vs. Northern Illinois

GAME-BY-GAME

OPPONENT	REC.	YDS	TD	LONG
South Alabama	2	36	0	15
at Colorado	5	112	1	65
Northern Illinois	4	76	0	41
at Illinois				
Ohio State				
Northwestern				
at Minnesota				
Indiana				
at Purdue				
Wisconsin				
at Maryland				
Iowa				

CAREER RECEIVING STATS

YEAR	G/S	REC.	YDS	Y/R	Y/G	TD
2016						
			Redshirt			
2017	11/4	55	830	15.1	75.5	2
2018	10/10	66	818	12.4	81.8	8
2019	3/3	11	224	20.4	74.7	1
TOTAL	24/17	132	1,872	14.2	78.0	11

RUSHING: 18 att., 105 yds, 0 TD

CAREER ALL-PURPOSE STATS

YEAR	RUSH	REC	PR	KR	TOT	Y/G
2016						
			Redshirt			
2017	73	830	0	669	1,572	142.9
2018	24	818	104	169	1,115	111.5
2019	8	224	91	0	323	107.7
TOTAL	105	1,872	195	838	3,010	125.4

KICKOFF RETURNS: 35 att., 838 yds, 1 TD

PUNT RETURNS: 12 ret., 195 yds, 2 TDs

CAREER OFFENSIVE HIGHS

Receptions	11 vs. Ohio St. (2017)
Receiving Yards	209 at Wisconsin (2018)*
Receiving TDs	2 vs. Purdue (2018)
Long Reception	77 vs. Ohio St. [TD] (2017)
Long Rush	40 vs. Northwestern (2017)

CAREER RETURN HIGHS

Kickoff Return Yards	150 at Minnesota (2017)
Long Return	99 vs. Arkansas St. [TD] (2017)
Punt Return Yards	80 vs. South Alabama (2019)
Long Return	77 vs. Beth.-Cookman [TD] (2018)
All-Purpose Yards	291 at Minnesota (2017)

SPIELMAN RECORD WATCH

CAREER RECEIVING YARDS

RK.	PLAYER, YEARS	YDS
1.	Stanley Morgan Jr., 2015-18	2,747
2.	Kenny Bell, 2011-14	2,689
3.	Johnny Rodgers, 1970-72	2,479
4.	Nate Swift, 2005-08	2,476
5.	Jordan Westerkamp, 2013-16	2,474
6.	JD Spielman, 2017-present	1,872

CAREER RECEPTIONS

RK.	PLAYER, YEARS	REC.
1.	Stanley Morgan Jr., 2015-18	189
2.	Kenny Bell, 2011-14	181
3.	Jordan Westerkamp, 2013-16	167
4.	Nate Swift, 2005-08	166
5.	Johnny Rodgers, 1970-72	143
6.	Terrence Nunn, 2004-07	136
7.	Marlon Lucky, 2005-08	135
8.	JD Spielman, 2017-present	132

CAREER 100-YARD RECEIVING GAMES

RK.	PLAYER, YEARS	TOTAL
1.	Johnny Rodgers, 1970-72	10
2.	Nate Swift, 2005-08	8
	Jordan Westerkamp, 2013-16	8
4.	Stanley Morgan Jr., 2015-18	7
5.	Irving Fryar, 1981-83	5
	Niles Paul, 2007-10	5
	Kenny Bell, 2011-14	5
	JD Spielman, 2017-present	5

CONSECUTIVE GAMES WITH A CATCH

RK.	PLAYER, YEARS	TDs
1.	Stanley Morgan Jr., 2015-18	38
2.	Johnny Rodgers, 1970-72	37
3.	Jordan Westerkamp, 2013-16	36
4.	Terrence Nunn, 2004-07	32
5.	Kenny Bell, 2012-14	28
6.	JD Spielman, 2017-present	24*

*active streak

CAREER PUNT RETURN TOUCHDOWNS


RK.	PLAYER, YEARS	TDs
1.	Johnny Rodgers, 1970-72	7*
2.	DeJuan Groce, 1999-2002	6
3.	Irving Fryar, 1981-83	3
	Dana Brinson, 1985-88	3
	Bobby Newcombe, 1997-2000	3
	De'Mornay Pierson-El, 2014-17	3
t-7.	JD Spielman, 2017-present	2

*Rodgers had eight including bowl games, which were not included in his playing days

CAREER COMBINED KICK RETURN TDs

RK.	PLAYER, YEARS	TDs
1.	Johnny Rodgers, 1970-72	8*
2.	DeJuan Groce, 1999-2002	6
t-3.	JD Spielman, 2017-present	3

*Rodgers had nine including bowl games, which were not included in his playing days



ISAIAH STALBIRD #49

6-0 | 210 | RFR. | S
KEARNEY, NEB.

CAREER HONORS

- Brook Berringer Citizenship Team (2019)
- Tom Osborne Citizenship Team (2019)

SEASON HIGHLIGHTS

- One of NU's top contributors on special teams
- Has totaled five tackles, including three on special teams and two from his safety spot
- Essentially had two blocked punts vs. NIU
- Got to the NIU punter before he could kick the ball in the first quarter and was credited with a nine-yard TFL and a forced fumble
- Did record a blocked punt in the second quarter
- Also had a TFL from his safety spot in the fourth quarter vs. NIU

GAME-BY-GAME

OPPONENT	UT-AT-TT	TFL-YD	PBU	INT
South Alabama	1-0-1	0-0	0	0
at Colorado	1-0-1	0-0	0	0
Northern Illinois	2-1-3	2-9	0	0
at Illinois				
Ohio State				
Northwestern				
at Minnesota				
Indiana				
at Purdue				
Wisconsin				
at Maryland				
Iowa				

CAREER TACKLE STATS


YEAR	G/S	UT	AT	TT	TFL-YD	SCK-YD
2018						
					Redshirt	
2019	3/0	4	1	5	2-9	0.0-0
TOTAL	3/0	4	1	5	2-9	0.0-0

CAREER MISCELLANEOUS STATS

YEAR	FF	FR	PBU	INT	QBH	BLK
2018	0	0	0	0	0	0
2019	0	1	0	0	0	1
TOTAL	0	1	0	0	0	1

CAREER HIGHS

Tackles	3 vs. Northern Illinois (2019)
TFLs	2 vs. Northern Illinois (2019)
Sacks	none
Breakups	2 vs. Northern Illinois (2019)
Blocked Punt	1 vs. Northern Illinois (2019)



BEN STILLE #95

6-5 | 295 | JR. | DL
ASHLAND, NEB.

CAREER HONORS

- AFCA Good Works Team Nominee (2019)
- BTN All-Freshman Team (2017)
- Big Ten Freshman of the Week (2017 vs. Illinois)
- 2-Time Academic All-Big Ten
- 4-Time Nebraska Scholar-Athlete Honor Roll
- Sam Foltz Hero 27 Leadership Award (2019)
- 3-Time Brook Berringer Citizenship Team
- 3-Time Tom Osborne Citizenship Team

CAREER NOTES

- 1st Husker freshman to lead NU in TFLs (10 in 2017) since the stat began being tracked in 1968
- 1st Husker freshman to lead NU in sacks (3.5 in 2017) since the stat became official in 1981

SEASON HIGHLIGHTS

- Tied his career high with four tackles against South Alabama
- Two of his three tackles at Colorado were for a loss

GAME-BY-GAME

OPPONENT	UT-AT-TT	TFL-YD	SACK-YD
South Alabama	0-4-4	0-0	0.0-0
at Colorado	2-1-3	2-4	0.0-0
Northern Illinois	0-0-0	0-0	0.0-0
at Illinois			
Ohio State			
Northwestern			
at Minnesota			
Indiana			
at Purdue			
Wisconsin			
at Maryland			
Iowa			

CAREER TACKLE STATS


YEAR	G/S	UT	AT	TT	TFL-YD	SCK-YD
2016						
					Redshirt	
2017	9/1	12	12	24	10-38	3.5-27
2018	12/11	10	15	25	5-28	5.0-28
2019	3/0	2	5	7	2-4	0.0-0
TOTAL	24/12	24	32	56	17-70	8.5-55

CAREER MISCELLANEOUS STATS

YEAR	FF	FR	PBU	INT	QBH	BLK
2016						
						Redshirt
2017	1	0	1	0	1	0
2018	0	0	2	0	6	0
2019	0	0	0	0	2	0
TOTAL	1	0	3	0	9	0

CAREER HIGHS

Tackles	4 five times
TFLs	3 at Illinois (2017)
Sacks	1.0 eight times
Breakups	2 vs. Bethune-Cookman (2018)



JACK STOLL #86

6-4 | 260 | JR. | TE
LONE TREE, COLO.

CAREER HONORS

- 2-Time Academic All-Big Ten
- 5-Time Nebraska Scholar-Athlete Honor Roll
- 3-Time Brook Berringer Citizenship Team
- 3-Time Tom Osborne Citizenship Team

2019 PRESEASON WATCH LISTS

- Mackey Award (2nd straight year on list)

CAREER NOTES

- Has started 13 consecutive games

SEASON HIGHLIGHTS

- Led Nebraska with a career-high 66 receiving yards vs. South Alabama
- Hauled in a career-long 42-yard pass against the Jaguars to set up Nebraska's opening score
- Had two catches against both Colorado and Northern Illinois, giving him eight consecutive games with a reception and five straight games with multiple catches

GAME-BY-GAME

OPPONENT	REC.	YDS	TD	LONG
South Alabama	3	66	0	42
at Colorado	2	4	0	3
Northern Illinois	2	38	0	27
at Illinois				
Ohio State				
Northwestern				
at Minnesota				
Indiana				
at Purdue				
Wisconsin				
at Maryland				
Iowa				

CAREER RECEIVING STATS

YEAR	G/S	REC.	YDS	Y/R	Y/G	TD
2016						
						Redshirt
2017	12/1	8	89	11.1	7.4	2
2018	12/12	21	245	11.7	20.4	3
2019	3/3	7	108	15.4	36.0	0
TOTAL	27/16	36	442	12.3	16.4	5

KICKOFF RETURNS: 2 ret., 16 yds, 0 TD

CAREER HIGHS

Receptions	4 three times
Receiving Yards	66 vs. South Alabama (2019)
Receiving Touchdowns	1 six times
Long Reception	42 vs. South Alabama (2019)



ELI SULLIVAN #30

6-2 | 215 | JR. | S
OMAHA, NEB.

CAREER HONORS

- 2-Time Academic All-Big Ten
- 5-Time Nebraska Scholar-Athlete Honor Roll
- 2-Time Brook Berringer Citizenship Team
- 2-Time Tom Osborne Citizenship Team

SEASON HIGHLIGHTS

- Had a career-high four tackles vs. South Alabama, one more than he recorded in his first two seasons combined
- Totaled three tackles against Northern Illinois while recording his first career TFL and pass breakup

GAME-BY-GAME

OPPONENT	UT-AT-TT	TFL-YD	PBU	INT
South Alabama	3-1-4	0-0	0	0
at Colorado	0-0-0	0-0	0	0
Northern Illinois	1-2-3	1-1	1	0
at Illinois				
Ohio State				
Northwestern				
at Minnesota				
Indiana				
at Purdue				
Wisconsin				
at Maryland				
Iowa				

CAREER TACKLE STATS

YEAR	G/S	UT	AT	TT	TFL-YD	SCK-YD
2016						
		Redshirt				
2017	5/0	2	0	2	0-0	0.0-0
2018	7/0	1	0	1	0-0	0.0-0
2019	3/0	4	3	7	1-1	0.0-0
TOTAL	15/0	7	3	10	1-1	0.0-0

CAREER MISCELLANEOUS STATS

YEAR	FF	FR	PBU	INT	QBH	BLK
2016						
	Redshirt					
2017	0	0	0	0	0	0
2018	0	0	0	0	0	0
2019	0	0	1	0	0	0
TOTAL	0	0	1	0	0	0

CAREER HIGHS

Tackles	4 vs. South Alabama (2019)
TFLs	1 vs. Northern Illinois (2019)
Sacks	none
Breakups	1 vs. Northern Illinois (2019)



CALEB TANNER #2

6-2 | 220 | SO. | OLB
STONE RIDGE, GA.

CAREER HONORS

- Nebraska Scholar-Athlete Honor Roll (Spring 2019)
- Brook Berringer Citizenship Team (2019)
- Tom Osborne Citizenship Team (2019)

SEASON HIGHLIGHTS

- Made his first career start against South Alabama and had a career-high four tackles
- Had a six-yard sack at Colorado
- Recorded a pair of tackles vs. Northern Illinois

GAME-BY-GAME

OPPONENT	UT-AT-TT	TFL-YD	SACK-YD
South Alabama	3-1-4	0-0	0.0-0
at Colorado	1-0-1	1-6	1.0-6
Northern Illinois	1-1-2	0-0	0.0-0
at Illinois			
Ohio State			
Northwestern			
at Minnesota			
Indiana			
at Purdue			
Wisconsin			
at Maryland			
Iowa			

CAREER TACKLE STATS

YEAR	G/S	UT	AT	TT	TFL-YD	SCK-YD
2018	12/0	6	4	10	1-7	1.0-7
2019	3/2	5	2	7	1-6	1.0-6
TOTAL	15/2	11	6	17	2-13	2.0-13

CAREER MISCELLANEOUS STATS

YEAR	FF	FR	PBU	INT	QBH	BLK
2018	0	0	0	0	0	0
2019	0	0	0	0	0	0
TOTAL	0	0	0	0	0	0

CAREER HIGHS

Tackles	4 vs. South Alabama (2019)
TFLs	1 vs. Illinois (2018)
Sacks	1.0 vs. Illinois (2018)
Breakups	none



CAM TAYLOR-BRITT #5

6-0 | 215 | SO. | CB
MONTGOMERY, ALA.

CAREER HONORS

- Brook Berringer Citizenship Team (2019)
- Tom Osborne Citizenship Team (2019)

PERSONAL NOTES

- Played quarterback in high school, throwing for 1,466 yards and 16 TDs and rushing for 1,030 yards and 14 TDs as a senior

SEASON HIGHLIGHTS

- Ranks 2nd nationally with three forced fumbles
- Was disruptive in the opener against South Alabama, setting a career high with five tackles, including the first two TFLs of his career and his first career sack
- Also forced two turnovers by intercepting the first pass of his career - which he returned 48 yards - and forcing his first career fumble on his first career sack, which was recovered in the end zone by Alex Davis for a touchdown
- Tied his career high with five tackles at Colorado and forced a career-high two fumbles, one of which was recovered by Nebraska
- Had a pass breakup and one tackle against Northern Illinois before leaving the game in the second quarter with an injury

GAME-BY-GAME

OPPONENT	UT-AT-TT	TFL-YD	PBU	INT
South Alabama	2-3-5	2-16	0	1
at Colorado	4-1-5	0-0	0	0
Northern Illinois	1-0-1	0-0	1	0
at Illinois				
Ohio State				
Northwestern				
at Minnesota				
Indiana				
at Purdue				
Wisconsin				
at Maryland				
Iowa				

CAREER TACKLE STATS

YEAR	G/S	UT	AT	TT	TFL-YD	SCK-YD
2018	11/0	9	3	12	0-0	0.0-0
2019	3/2	7	4	11	2-16	1.0-12
TOTAL	14/2	16	7	23	2-16	1.0-12

CAREER MISCELLANEOUS STATS

YEAR	FF	FR	PBU	INT	QBH	BLK
2018	0	1	3	0	0	0
2019	3	0	1	1	0	0
TOTAL	3	1	4	1	0	0

CAREER HIGHS

Tackles	5 twice
TFLs	2 vs. South Alabama (2019)
Sacks	1.0 vs. South Alabama (2019)
Breakups	1 four times



DEONTRE THOMAS #97

6-3 | 295 | SO. | DL
MUSTANG, OKLA.

CAREER HONORS

- NU Scholar-Athlete Honor Roll (Spring 2018)

SEASON HIGHLIGHTS

- Tied his then-career high with three tackles in the season opener against South Alabama and posted his second career tackle for loss
- Set a career high with five tackles vs. NIU
- Also broke up the first pass of his career against the Huskies

GAME-BY-GAME

OPPONENT	UT-AT-TT	TFL-YD	SACK-YD
South Alabama	1-2-3	1-1	0.0-0
at Colorado	0-0-0	0-0	0.0-0
Northern Illinois	3-2-5	0-0	0.0-0
at Illinois			
Ohio State			
Northwestern			
at Minnesota			
Indiana			
at Purdue			
Wisconsin			
at Maryland			
Iowa			

CAREER TACKLE STATS

YEAR	G/S	UT	AT	TT	TFL-YD	SCK-YD
2017	10/0	4	10	14	0-0	0.0-0
2018*	4/0	4	0	4	1-1	0.0-0
2019	3/0	4	4	8	1-1	0.0-0
TOTAL	17/0	12	14	26	2-2	0.0-0

*redshirt season

CAREER MISCELLANEOUS STATS

YEAR	FF	FR	PBU	INT	QBH	BLK
2017	0	0	0	0	0	0
2018*	0	0	0	0	0	0
2019	0	0	1	0	0	0
TOTAL	0	0	1	0	0	0

*redshirt season

CAREER HIGHS

Tackles	5 vs. Northern Illinois (2019)
TFLs	1 twice
Sacks	none
Breakups	1 vs. Northern Illinois (2019)



CHASE URBACH #92

6-3 | 215 | SR. | LS
GROSSE POINTE, MICH.

CAREER HONORS

- 4-Time Nebraska Scholar-Athlete Honor Roll
- 4-Time Brook Berringer Citizenship Team
- 4-Time Tom Osborne Citizenship Team

2019 PRESEASON WATCH LISTS

- Patrick Mannelly Award

PERSONAL NOTES

- Earned his degree in public relations in May of 2019

CAREER STATS

- **Games:** 13 (10 in 2018; 3 in 2019)
- **Tackles:** 3 (2 solo, 1 assisted)
- **Fumble Recovery:** 1 (vs. Illinois, 2018)

CAREER HIGHS

- **Tackles:** 2 at Michigan (2018)



NOAH VEDRAL #16

6-1 | 190 | SO. | RB
WAHOO, NEB.

CAREER HONORS

- 3-Time Nebraska Scholar-Athlete Honor Roll

PERSONAL NOTES

- His father, Mike, was a three-year letterwinner at tight end for Nebraska (1990-92)
- Three of his uncles (Jon Vedral, Mark Vedral and Matt Turman) were also Husker letterwinners

SEASON HIGHLIGHTS

- Led a 42-yard touchdown drive in his season debut against Northern Illinois in his only series
- Completed 3-of-5 passes for 30 yards in the drive and scored on a three-yard rushing touchdown

CAREER PASSING STATS

YEAR	G/S	CMP-ATT	PCT	YDS	TD	INT
2017*	8/0	22-29	75.9	276	1	0
2018	1/0	2-9	22.2	29	0	1
2019	1/0	3-5	60.0	30	0	0
TOTAL	10/0	27-43	62.8	335	1	1

*at UCF

CAREER RUSHING STATS

YEAR	G/S	ATT.	NET	Y/A	Y/G	TD
2017*	8/0	18	77	4.3	9.6	2
2018	1/0	7	13	1.9	13.0	1
2019	1/0	1	3	3.0	3.0	1
TOTAL	10/0	26	93	3.6	9.3	4

*at UCF

CAREER PASSING HIGHS

Attempts	12 vs. FIU (2017)*
Completions	10 vs. FIU (2017)*
Yards	79 vs. FIU (2017)*
Touchdowns	1 vs. UConn (2017)*
Long Completion	35 vs. UConn [TD] (2017)*

*at UCF

CAREER RUSHING HIGHS

Attempts	7 vs. Bethune-Cookman (2018)
Yards	37 vs. Austin Peay (2017)*
Touchdowns	1 four times
Long Rush	20 vs. Bethune-Cookman [TD] (2018)

*at UCF



MAURICE WASHINGTON #28

6-1 | 190 | SO. | RB
STOCKTON, CALIF.

NEBRASKA RECORDS

- Career 100-Yard Receiving Games by a RB (2)

CAREER NOTES

- Only Husker freshman running back to have a 100-yard receiving game (102 yards at Iowa)
- 1 of 3 Nebraska running backs to have two career 100-yard receiving games

SEASON HIGHLIGHTS

- Sat out the first half against South Alabama but had 52 yards from scrimmage in the second half, averaging 7.4 yards per touch
- Totaled a career-high 195 yards from scrimmage at Colorado
- Had four catches for a career-high 118 yards vs. the Buffs, the fifth-best single-game receiving total by a Husker running back
- Turned a swing pass into a career-long 75-yard touchdown catch which was the longest catch by a Husker running back since 1978
- Added 15 carries for 77 yards at Colorado
- Rushed four times for 63 yards against Northern Illinois including a career-long 60-yard touchdown run
- Added three catches for 18 yards, including a 21-yard touchdown reception
- Was his first career multi-touchdown game and was the first time in 51 games a Husker had scored both a rushing and receiving touchdown in the same game

RUSHING GAME-BY-GAME

OPPONENT	ATT.	YDS	TD	LONG
South Alabama	6	39	0	16
at Colorado	15	77	0	40
Northern Illinois	4	63	1	60
at Illinois				
Ohio State				
Northwestern				
at Minnesota				
Indiana				
at Purdue				
Wisconsin				
at Maryland				
Iowa				

RECEIVING GAME-BY-GAME

OPPONENT	REC.	YDS	TD	LONG
South Alabama	1	13	0	13
at Colorado	4	118	1	75
Northern Illinois	3	18	1	21
at Illinois				
Ohio State				
Northwestern				
at Minnesota				
Indiana				
at Purdue				
Wisconsin				
at Maryland				
Iowa				

CAREER RUSHING STATS

YEAR	G/S	ATT.	NET	Y/A	Y/G	TD
2018	11/2	77	455	5.9	41.4	3
2019	3/2	25	179	7.2	59.7	1
TOTAL	14/4	102	634	6.2	45.3	4

KICKOFF RETURNS: 13 ret., 204 yds, 0 TD

CAREER RECEIVING STATS

YEAR	G/S	REC.	YDS	Y/R	Y/G	TD
2018	11/2	24	221	9.2	20.1	1
2019	3/2	8	149	2.7	18.6	2
TOTAL	14/4	32	370	11.6	26.4	3

CAREER RUSHING HIGHS

Attempts	15 at Colorado (2019)
Yards	109 vs. Minnesota (2018)
Touchdowns	1 four times
Long Rush	60 vs. Northern Illinois (2019)

CAREER RECEIVING HIGHS

Receptions	7 at Iowa (2018)
Receiving Yards	118 at Colorado (2019)
Touchdowns	1 three times
Long Reception	75 at Colorado [TD] (2019)

WASHINGTON RECORD WATCH

CAREER 100-YARD RECEIVING GAMES BY A RUNNING BACK

RK.	PLAYER, YEARS	TOTAL
1.	Cory Ross, 2002-05	2
	Marlon Lucky, 2005-08	2
	Maurice Washington, 2018-pres.	2



MIKE WILLIAMS #19

5-10 | 180 | SR. | WR
LAKE CITY, FLA.

CAREER HONORS

- Nebraska Scholar-Athlete Honor Roll (Spring 2019)

CAREER NOTES

- Spent his freshman season at Georgia Southern in 2016

SEASON HIGHLIGHTS

- Earned his third career start vs. South Alabama
- Made his first catch of the season with a 26-yard reception vs. Northern Illinois on a 3rd-and-10 play that kept alive a Husker touchdown drive

GAME-BY-GAME

OPPONENT	REC.	YDS	TD	LONG
South Alabama	0	0	0	-
at Colorado	0	0	0	-
Northern Illinois	1	26	0	26
at Illinois				
Ohio State				
Northwestern				
at Minnesota				
Indiana				
at Purdue				
Wisconsin				
at Maryland				
Iowa				

CAREER RECEIVING STATS

YEAR	G/S	REC.	YDS	Y/R	Y/G	TD
2016*	11/0	3	27	9.0	2.5	0
2017						
2018	12/2	12	122	10.2	10.2	0
2019	3/1	1	26	26.0	8.7	0
TOTAL	26/3	16	175	10.9	6.7	0

*at Georgia Southern

CAREER HIGHS

Receptions	3 twice
Receiving Yards	41 at Northwestern (2018)
Receiving Touchdowns	none
Long Reception	24 at Northwestern (2018)



BOE WILSON #56

6-3 | 300 | JR. | OL
LEE'S SUMMIT, MO.

CAREER HONORS

- Honorable-Mention All-Big Ten (2018)
- 2-Time Academic All-Big Ten
- 4-Time Nebraska Scholar-Athlete Honor Roll

CAREER NOTES

- Has started 11 straight games at right guard

CAREER STATS

- **Games:** 27 (12 in 2017; 12 in 2018; 3 in 2019)
- **Starts:** 12 (9 in 2018; 3 in 2019)

2019 NEBRASKA SCHEDULE AND RESULTS

DATE	OPPONENT	RESULT	SCORE	RECORD	CONFERENCE	TIME	ATTEND.
Aug. 31	South Alabama	W	35-21	1-0	0-0	3:27	89,502
Sept. 7	at Colorado	L	31-34 (OT)	1-1	0-0	3:49	52,829
Sept. 14	Northern Illinois	W	44-8	2-1	0-0	3:21	89,593

*Big Ten Conference game

SCORE BY QUARTERS	1ST	2ND	3RD	4TH	OT	TOTAL
Nebraska	24	37	21	28	0	110
Opponents	7	5	24	24	3	63

TEAM STATISTICS

TEAM STATISTICS	NU	OPP
SCORING	110	63
Points Per Game	36.7	21.0
Points Off Turnovers	31	17
FIRST DOWNS	56	61
Rushing	24	18
Passing	28	39
Penalty	4	4
RUSHING YARDAGE	515	246
Yards gained rushing	611	380
Yards lost rushing	96	134
Rushing Attempts	123	113
Average Per Rush	4.2	2.2
Average Per Game	171.7	82.0
TDs Rushing	8	3
PASSING YARDAGE	755	882
Comp-Att-Int	48-80-2	75-125-5
Average Per Pass	9.4	7.1
Average Per Catch	15.7	11.8
Average Per Game	251.7	294.0
TDs Passing	4	4
TOTAL OFFENSE	1270	1128
Total Plays	203	238
Average Per Play	6.3	4.7
Average Per Game	423.3	376.0
KICK RETURNS: #-Yards	4-95	10-177
PUNT RETURNS: #-Yards	7-100	4-9
INT RETURNS: #-Yards	5-96	2-18
KICK RETURN AVERAGE	23.8	17.7
PUNT RETURN AVERAGE	14.3	2.2
INT RETURN AVERAGE	19.2	9.0
FUMBLES-LOST	9-5	5-4
PENALTIES-Yards	16-144	20-149
Average Per Game	48.0	49.7
PUNTS-Yards	14-640	20-828
Average Per Punt	45.7	41.4
Net punt average	43.6	35.4
KICKOFFS-Yards	21-1250	13-769
Average Per Kick	59.5	59.2
Net kick average	39.2	38.4
TIME OF POSSESSION/Game	25:44	34:16
3RD-DOWN Conversions	17/43	18/54
3rd-Down Pct	40%	33%
4TH-DOWN Conversions	3/4	4/9
4th-Down Pct	75%	44%
SACKS BY-Yards	9-73	8-50
MISC YARDS	0	29
TOUCHDOWNS SCORED	15	7
FIELD GOALS-ATTEMPTS	2-6	4-4
ON-SIDE KICKS	0-0	0-0
RED-ZONE SCORES	(8-12) 67%	(8-10) 80%
RED-ZONE TOUCHDOWNS	(6-12) 50%	(5-10) 50%
PAT-ATTEMPTS	(14-15) 93%	(7-7) 100%
ATTENDANCE	179095	52829
Games/Avg Per Game	2/89548	1/52829
Neutral Site Games		0/0

INDIVIDUAL OFFENSIVE STATISTICS

RUSHING	G/GS	ATT	GAIN	LOSS	NET	AVG	TD	LONG	AVG/G
Dedrick Mills	3/1	34	187	3	184	5.4	3	61	61.3
Maurice Washington	3/2	25	183	4	179	7.2	1	60	59.7
Adrian Martinez	3/3	43	175	59	116	2.7	3	17	38.7
Wan'Dale Robinson	3/3	8	31	1	30	3.8	0	10	10.0
Wyatt Mazour	3/0	5	15	0	15	3.0	0	7	5.0
Rahmir Johnson	1/0	3	9	0	9	3.0	0	5	9.0
JD Spielman	3/3	1	8	0	8	8.0	0	8	2.7
Noah Vedral	2/0	1	3	0	3	3.0	1	3	1.5
TEAM	3/0	3	0	29	-29	-9.7	0	0	-9.7
Total	3	123	611	96	515	4.2	8	61	171.7
Opponents	3	113	380	134	246	2.2	3	22	82.0

PASSING	G/GS	EFFIC	COMP-ATT-INT	PCT	YDS	TD	LNG	AVG/G
Adrian Martinez	3/3	153.47	45-75-2	60.0	725	4	75	241.7
Noah Vedral	2/0	110.40	3-5-0	60.0	30	0	13	15.0
Total	3	150.77	48-80-2	60.0	755	4	75	251.7
Opponents	3	121.83	75-125-5	60.0	882	4	96	294.0

RECEIVING	G/GS	NO.	YDS	AVG	TD	LONG	AVG/G
JD Spielman	3/3	11	224	20.4	1	65	74.7
Wan'Dale Robinson	3/3	9	116	12.9	0	30	38.7
Maurice Washington	3/2	8	149	18.6	2	75	49.7
Jack Stoll	3/3	7	108	15.4	0	42	36.0
Kanawai Noa	3/1	3	51	17.0	1	27	17.0
Dedrick Mills	3/1	3	24	8.0	0	20	8.0
Jaevon McQuitty	2/0	2	14	7.0	0	8	7.0
Mike Williams	3/0	1	26	26.0	0	26	8.7
Darien Chase	1/0	1	13	13.0	0	13	13.0
Wyatt Mazour	3/0	1	13	13.0	0	13	4.3
Kurt Rafdal	3/0	1	9	9.0	0	9	3.0
Austin Allen	3/0	1	8	8.0	0	8	2.7
Total	3	48	755	15.7	4	75	251.7
Opponents	3	75	882	11.8	4	96	294.0

PUNT RETURNS	NO.	YDS	AVG	TD	LONG
JD Spielman	6	91	15.2	1	76
Isaiah Stalbird	1	9	9.0	0	0
TOTAL	7	100	14.3	1	76
OPPONENTS	4	9	2.2	0	4

2019 INDIVIDUAL STATISTICS

INTERCEPTIONS	NO.	YDS	AVG	TD	LONG
Eric Lee Jr.	2	38	19.0	1	38
Braxton Clark	1	9	9.0	0	9
Lamar Jackson	1	1	1.0	0	1
Cam Taylor-Britt	1	48	48.0	0	48
Total	5	96	19.2	1	48
Opponents	2	18	9.0	0	18

KICK RETURNS	NO.	YDS	AVG	TD	LONG
Wan'Dale Robinson	3	77	25.7	0	39
Wyatt Mazour	1	18	18.0	0	18
Total	4	95	23.8	0	39
Opponents	10	177	17.7	0	54

FUMBLE RETURNS	NO.	YDS	AVG	TD	LONG
Austin Allen	1	6	6.0	0	6
Carlos Davis	1	3	3.0	0	3
Alex Davis	0	0	0.0	1	0
Total	2	9	4.5	1	6
Opponents	0	0	0.0	0	0

FIELD GOALS	FGM-FGA	PCT	1-19	20-29	30-39	40-49	50-59	LG	BLK
Dylan Jorgensen	0-1	0.0	0-0	0-0	0-1	0-0	0-0	0	1
Isaac Armstrong	2-5	40.0	0-0	1-1	1-3	0-1	0-0	36	2
Total	1-3	33.3	0-0	1-1	0-1	0-1	0-0	0	1
Opponents	3-4	75.0	0-0	2-2	1-1	1-1	0-0	45	0

FG SEQUENCE	NEBRASKA	OPPONENTS
South Alabama	31	-
Colorado	(26),48	(20),(34)
Northern Illinois	(36),37,32	(45),(27)

Numbers in (parenthesis) indicate field goal was made

PUNTING	NO.	YDS	AVG	LONG	TB	FC	I20	50+	BLK
Isaac Armstrong	14	640	45.7	54	1	0	8	4	0
Total	14	640	45.7	54	1	0	8	4	0
Opponents.....	20	828	41.4	60	1	6	9	4	1

KICKOFFS	NO.	YDS	AVG	TB	OB	RET.	NET	YDLN
Will Przystup	12	708	59.0	7	0			
Dylan Jorgensen	8	480	60.0	3	0			
Isaac Armstrong	1	62	62.0	0	0			
Total	21	1250	59.5	10	0	177	39.2	25
Opponents	13	769	59.2	7	2	95	38.4	26

----- PATs -----									
SCORING	TD	FGs	Kick	Rush	Rcv	Pass	DXP	Saf	Pts
Dedrick Mills	3	0-0	0-0	0-0	0	0-0	0	0	18
Adrian Martinez	3	0-0	0-0	0-0	0	0-0	0	0	18
Maurice Washington	3	0-0	0-0	0-0	0	0-0	0	0	18
Isaac Armstrong	0	2-5	6-7	0-0	0	0-0	0	0	12
JD Spielman	2	0-0	0-0	0-0	0	0-0	0	0	12
Noah Vedral	1	0-0	0-0	0-0	0	0-0	0	0	6
Eric Lee Jr.	1	0-0	0-0	0-0	0	0-0	0	0	6
Alex Davis	1	0-0	0-0	0-0	0	0-0	0	0	6
Kanawai Noa	1	0-0	0-0	0-0	0	0-0	0	0	6
Dylan Jorgensen	0	0-1	5-5	0-0	0	0-0	0	0	5
Lane McCallum	0	0-0	3-3	0-0	0	0-0	0	0	3
Total	15	2-6	14-15	0-0	0	0-0	0	0	110
Opponents	7	4-4	7-7	0-0	0	0-0	0	1	63

TOTAL OFFENSE	G	PLAYS	RUSH	PASS	TOTAL	AVG/G
Adrian Martinez	3	118	116	725	841	280.3
Dedrick Mills	3	34	184	0	184	61.3
Maurice Washington	3	25	179	0	179	59.7
Noah Vedral	2	6	3	30	33	16.5
Wan'Dale Robinson	3	8	30	0	30	10.0
Wyatt Mazour	3	5	15	0	15	5.0
Rahmir Johnson	1	3	9	0	9	9.0
JD Spielman	3	1	8	0	8	2.7
TEAM	3	3	-29	0	-29	-9.7
Total	3	203	515	755	1270	423.3
Opponents	3	238	246	882	1128	376.0

ALL PURPOSE	G	RUSH	REC	PR	KOR	IR	TOT	AVG/G
Maurice Washington	3	179	149	0	0	0	328	109.3
JD Spielman	3	8	224	91	0	0	323	107.7
Wan'Dale Robinson	3	30	116	0	77	0	223	74.3
Dedrick Mills	3	184	24	0	0	0	208	69.3
Adrian Martinez	3	116	0	0	0	0	116	38.7
Jack Stoll	3	0	108	0	0	0	108	36.0
Kanawai Noa	3	0	51	0	0	0	51	17.0
Cam Taylor-Britt	3	0	0	0	0	48	48	16.0
Wyatt Mazour	3	15	13	0	18	0	46	15.3
Eric Lee Jr.	3	0	0	0	0	38	38	12.7
Mike Williams	3	0	26	0	0	0	26	8.7
Jaevon McQuitty	2	0	14	0	0	0	14	7.0
Darien Chase	1	0	13	0	0	0	13	13.0
Kurt Rafdal	3	0	9	0	0	0	9	3.0
Isaiah Stalbird	3	0	0	9	0	0	9	3.0
Rahmir Johnson	1	9	0	0	0	0	9	9.0
Braxton Clark	3	0	0	0	0	9	9	3.0
Austin Allen	3	0	8	0	0	0	8	2.7
Noah Vedral	2	3	0	0	0	0	3	1.5
Lamar Jackson	3	0	0	0	0	1	1	0.3
TEAM	3	-29	0	0	0	0	-29	-9.7
Total	3	515	755	100	95	96	1561	520.3
Opponents	3	246	882	9	177	18	1332	444.0

DEFENSIVE STATISTICS

NAME	GP-GS	-----TACKLES-----			TFL-YDS	-SACKS- NO-YARDS	---PASS DEF---		QBH	---FUMBLES---		BLKD	
		SOLO	AST	TOTAL			INT-YDS	BRUP		RCV-YDS	FF	KICK	SAF
7 Mohamed Barry	3-3	15	13	28	1-7	1.0-7	.	1	1
3 Will Honas	3-0	11	9	20	3-12	1.0-7
31 Collin Miller	3-3	8	7	15	3-6
19 Marquel Dismuke	3-3	9	4	13	1-4	.	.	.	1
96 Carlos Davis	3-3	7	5	12	3-27	2.5-27	.	2	1	1-3	.	.	.
13 JoJo Domann	3-0	8	4	12	3-9	.	.	2
6 Eric Lee Jr.	3-1	10	1	11	.	.	2-38	1
5 Cam Taylor-Britt	3-2	7	4	11	2-16	1.0-12	1-48	1	.	.	3	.	.
79 Darrion Daniels	3-3	5	5	10	1-1	0.5-1
94 Khalil Davis	3-3	7	2	9	3-18	1.0-9
97 Deontre Thomas	3-0	4	4	8	1-1	.	.	1
21 Lamar Jackson	3-3	7	.	7	1-4	1.0-4	1-1	5	1	.	1	.	.
95 Ben Stille	3-0	2	5	7	2-4	.	.	.	2
30 Eli Sullivan	3-0	4	3	7	1-1	.	.	1
2 Caleb Tannor	3-2	5	2	7	1-6	1.0-6
93 Damion Daniels	3-0	1	6	7
23 Dicaprio Bootle	3-3	3	3	6	.	.	.	3
49 Isaiah Stalbird	3-0	4	1	5	2-9	1	1	.
36 Reid Karel	3-0	2	2	4	1-1
22 Alex Davis	3-3	4	.	4	2-5	.	.	.	3	1-0	.	.	.
24 Jeremiah Stovall	3-0	1	3	4
17 Braxton Clark	3-0	2	1	3	.	.	1-9
44 Garrett Nelson	3-0	.	3	3
8 Deontai Williams	1-1	2	.	2
43 Tyrin Ferguson	3-0	1	1	2
38 Brody Belt	3-0	.	1	1
9 DaiShon Neal	3-0	.	1	1
25 Tony Butler	1-0	.	1	1
9 Kanawai Noa	3-2	1	.	1
34 Simon Otte	1-0	1	.	1
86 Jack Stoll	3-3	.	1	1
58 Chris Cassidy	1-0	.	1	1
71 Matt Farniok	3-3	.	1	1
98 Isaac Armstrong	3-0	1	.	1
11 Austin Allen	3-1	1	.	1	1-6	.	.	.
28 Luke Reimer	1-0	1-0	.	.	.
Total	3-0	133	94	227	31-131	9-73	5-96	17	9	4-9	5	1	.
Opponents	3-0	118	72	190	20-70	8-50	2-18	5	7	5-0	6	4	1

SPECIAL TEAMS TACKLES	UA-A/TOT	USA	COLO	NIU	ILL	OSU	NW	MINN	IND	PUR	WIS	MD	IOWA	B1G
Jeremiah Stovall	1-3/4	1-0/1	-	0-3/3										
Cam Taylor-Britt	1-1/2	0-1/1	1-0/1	-										
Caleb Tannor	1-1/2	1-0/1	-	0-1/1										
Eric Lee Jr.	1-0/1	1-0/1	-	-										
Reid Karel	1-0/1	1-0/1	-	-										
Brody Belt	0-1/1	0-1/1	-	-										
Tony Butler	0-1/1	0-1/1	-	-										
Isaiah Stalbird	1-0/1	-	1-0/1	-										
Eli Sullivan	0-1/1	-	-	0-1/1										
Colin Miller	0-1/1	-	-	0-1/1										
JoJo Domann	1-0/1	-	-	0-1/1										
Simon Otte	1-0/1	-	-	0-1/1										

INDIVIDUAL OFFENSE GAME BY GAME

RUSHING	NO-YDS/TD	USA	COLO	NIU	ILL	OSU	NW	MINN	IND	PUR	WIS	MD	IOWA
Dedrick Mills RB	34-184/3	15-44/2	8-24/0	11-116/1									
Maurice Washington RB	25-179/1	6-39/0	15-77/0	4-63/1									
Adrian Martinez QB	43-116/3	13-6/0	19-66/2	11-44/1									
Wan'Dale Robinson WR	8-30/0	4-21/0	2-9/0	2-0/0									
Wyatt Mazour RB	5-15/0	4-12/0	-	1-3/0									
Rahmir Johnson RB	3-9/0	DNP	DNP	3-9/0									
JD Spielman WR	1-8/0	-	1-8/0	-									
Noah Vedral QB	1-3/1	DNP	-	1-3/1									
TEAM	3-29/0	2-24/0	1-5/0	-									

RECEIVING	NO-YDS/TD	USA	COLO	NIU	ILL	OSU	NW	MINN	IND	PUR	WIS	MD	IOWA
JD Spielman WR	11-224/1	2-36/0	5-112/1	4-76/0									
Maurice Washington RB	8-149/2	1-13/0	4-118/1	3-18/1									
Wan'Dale Robinson WR	9-116/0	3-33/0	3-35/0	3-48/0									
Jack Stoll TE	7-108/0	3-66/0	2-4/0	2-38/0									
Kanawai Noa WR	3-51/1	-	-	3-51/1									
Mike Williams WR	1-26/0	-	-	1-26/0									
Dedrick Mills RB	3-24/0	1-3/0	2-21/0	-									
Jaevon McQuitty WR	2-14/0	1-6/0	DNP	1-8/0									
Wyatt Mazour RB	1-13/0	1-13/0	-	-									
Darien Chase WR	1-13/0	DNP	DNP	1-13/0									
Kurt Rafdal TE	1-9/0	-	-	1-9/0									
Austin Allen TE	1-8/0	1-8/0	-	-									

PASSING										
ADRIAN MARTINEZ	ATT	COMP	INT	PCT	YARDS	TD	LONG	SACK	YDS	EFFIC
South Alabama	22	13	1	59.1	178	0	42	2	17	118.0
Colorado	26	16	1	61.5	290	2	75	6	33	172.9
Northern Illinois	27	16	0	59.3	257	2	41	0	0	163.7
TOTALS	75	45	2	60.0	725	4	75	8	50	153.5
NOAH VEDRAL	ATT	COMP	INT	PCT	YARDS	TD	LONG	SACK	YDS	EFFIC
Northern Illinois	5	3	0	60.0	30	0	13	0	0	110.4
TOTALS	5	3	0	60.0	30	0	13	0	0	110.4

PUNT RETURNS	NO-YDS/TD	USA	COLO	NIU	ILL	OSU	NW	MINN	IND	PUR	WIS	MD	IOWA
JD Spielman	6-91	4-80	-	2-11									
Isaiah Stalbird	1-9	-	-	1-9									

KICK RETURNS	NO-YDS/TD	USA	COLO	NIU	ILL	OSU	NW	MINN	IND	PUR	WIS	MD	IOWA
Wan'Dale Robinson	3-77	3-77	-	-									
Wyatt Mazour	1-18	-	-	1-18									

INDIVIDUAL DEFENSE GAME BY GAME

PLAYER	UA-A	TOTAL	USA	COLO	NIU	ILL	OSU	NW	MINN	IND	PUR	WIS	MD	IOWA
Mohamed Barry LB	15-13	28	6-6	6-0	3-7									
Will Honas LB	11-9	20	2-1	7-2	2-6									
Collin Miller LB	8-7	15	1-3	6-0	1-4									
Marquel Dismuke DB	9-4	13	1-3	6-0	2-1									
Carlos Davis DL	7-5	12	2-2	2-0	3-3									
JoJo Domann LB	8-4	12	2-2	2-0	4-2									
Eric Lee Jr. DB	10-1	11	3-1	5-0	2-0									
Cam Taylor-Britt CB	7-4	11	2-3	4-1	1-0									
Darrion Daniels DL	5-5	10	2-2	1-0	2-3									
Khalil Davis DL	7-2	9	2-1	5-0	0-1									
Deontre Thomas DL	4-4	8	1-2	-	3-2									
Lamar Jackson CB	7-0	7	3-0	1-0	3-0									
Caleb Tannor LB	5-2	7	3-1	1-0	1-1									
Ben Stille DL	2-5	7	0-4	2-1	-									
Damion Daniels DL	1-6	7	1-2	-	0-4									
Eli Sullivan DB	4-3	7	3-1	-	1-2									
Dicaprio Bootle CB	3-3	6	0-2	3-0	0-1									
Isaiah Stalbird DB	4-1	5	1-0	1-0	2-1									
Reid Karel DB	2-2	4	0-1	-	2-1									
Alex Davis LB	4-0	4	1-0	2-0	1-0									
Jeramiah Stovall CB	1-3	4	1-0	-	0-3									
Braxton Clark CB	2-1	3	-	-	2-1									
Garrett Nelson LB	0-3	3	0-1	-	0-2									
Deontai Williams DB	2-0	2	2-0	DNP	DNP									
Tyrin Ferguson LB	1-1	2	-	1-0	0-1									
Chris Cassidy LB	0-1	1	DNP	DNP	0-1									
Kanawai Noa	1-0	1	-	1-0	-									
Matt Farniok	0-1	1	0-1	-	-									
DaiShon Neal DL	0-1	1	-	-	0-1									
Jack Stoll	0-1	1	0-1	-	-									
Isaac Armstrong	1-0	1	-	-	1-0									
Tony Butler CB	0-1	1	0-1	DNP	DNP									
Simon Otte LB	1-0	1	DNP	DNP	1-0									
Brody Belt	0-1	1	0-1	-	-									
Austin Allen	1-0	1	-	-	1-0									

INDIVIDUAL DEFENSE GAME BY GAME

TACKLES FOR LOSS	UA-A	TOTAL	USA	COLO	NIU	ILL	OSU	NW	MINN	IND	PUR	WIS	MD	IOWA
Khalil Davis DL	3-0	3	1-9	2-9	-									
Carlos Davis DL	2-1	3	-	1-12	2-15									
JoJo Domann LB	2-1	3	2-7	-	1-2									
Will Honas LB	2-1	3	1-7	1-0	1-5									
Collin Miller LB	2-1	3	1-1	1-4	1-1									
Alex Davis LB	2-0	2	-	2-5	-									
Ben Stille DL	1-1	2	-	2-4	-									
Cam Taylor-Britt CB	2-0	2	2-16	-	-									
Isaiah Stalbird DB	1-1	2	-	-	2-9									
Mohamed Barry LB	1-0	1	-	1-7	-									
Caleb Tannor LB	1-0	1	-	1-6	-									
Eli Sullivan DB	0-1	1	-	-	1-1									
Reid Karel DB	0-1	1	-	-	1-1									
Darrion Daniels DL	0-1	1	-	-	1-1									
Lamar Jackson CB	1-0	1	1-4	-	-									
Deontre Thomas DL	0-1	1	1-1	-	-									
Marquel Dismuke DB	1-0	1	1-4	-	-									

SACKS	UA-A	TOTAL	USA	COLO	NIU	ILL	OSU	NW	MINN	IND	PUR	WIS	MD	IOWA
Carlos Davis DL	2-1	2.5	-	1.0-12	1.5-15									
Will Honas LB	1-0	1.0	1.0-7	-	-									
Caleb Tannor LB	1-0	1.0	-	1.0-6	-									
Cam Taylor-Britt CB	1-0	1.0	1.0-12	-	-									
Lamar Jackson CB	1-0	1.0	1.0-4	-	-									
Khalil Davis DL	1-0	1.0	1.0-9	-	-									
Mohamed Barry LB	1-0	1.0	-	1.0-7	-									
Darrion Daniels DL	0-1	0.5	-	-	0.5-1									

INT RETURNS	NO-YDS	USA	COLO	NIU	ILL	OSU	NW	MINN	IND	PUR	WIS	MD	IOWA
Eric Lee Jr.	2-38	2-38	-	-									
Braxton Clark	1-9	-	-	1-9									
Lamar Jackson	1-1	-	1-1	-									
Cam Taylor-Britt	1-48	1-48	-	-									

FUMBLES RECOVERED	NO	USA	COLO	NIU	ILL	OSU	NW	MINN	IND	PUR	WIS	MD	IOWA
Alex Davis	1	1											
Carlos Davis	1	1											

FUMBLES RECOVERED	NO	USA	COLO	NIU	ILL	OSU	NW	MINN	IND	PUR	WIS	MD	IOWA
Carlos Davis	1	1	-	-									
Luke Reimer	1	DNP	1	DNP									
Austin Allen	1	-	-	1									
Alex Davis	1	1	-	-									

FUMBLES RETURNS	NO-YDS	USA	COLO	NIU	ILL	OSU	NW	MINN	IND	PUR	WIS	MD	IOWA
Austin Allen	1-6	-	-	1-6									
Carlos Davis	1-3	1-3	-	-									

TEAM GAME BY GAME

DATE	OPPONENT	-----RUSHING-----				-----RECEIVING-----				-----PASSING-----				----KICK RET-----				----PUNT RET-----				TOTAL OFF.
		NO.	YDS	TD	LG	NO.	YDS	TD	LG	CMP-ATT-INT	YDS	TD	LG	NO	YDS	TD	LG	NO	YDS	TD	LG	
Aug. 31	SOUTH ALABAMA	44	98	2	16	13	178	0	42	13-22-1	178	0	42	3	77	0	39	4	80	1	76	276
Sept. 7	at Colorado	46	179	2	40	16	290	2	75	16-26-1	290	2	75	0	0	0	0	0	0	0	0	469
Sept. 14	N. ILLINOIS	33	238	4	61	19	287	2	41	19-32-0	287	2	41	1	18	0	18	3	20	0	8	525
	Totals	123	515	8	61	48	755	4	75	48-80-2	755	4	75	4	95	0	39	7	100	1	76	1270
	Opponent	113	246	3	22	75	882	4	96	75-125-5	882	4	96	10	177	0	54	4	9	0	4	1128

DATE	OPPONENT	-----TACKLES-----				---SACKS---		---FUMBLE---		INT-YDS	QBH	PBU	BLKD KICK	---KICKS---XPTS-----				RCV	SAF	PTS
		SOL	AST	TOT	TFL-YDS	NO	YDS	FF	FR-YDS					ATT-MAD	RUN					
Aug. 31	SOUTH ALABAMA	39	42	81	9.0-49	4	0-32	2	2-3	3-86	2	4	0	5-5	0		0	0	0	3
Sept. 7	at Colorado	56	4	60	10.0-47	3	0-25	2	1-0	1-1	3	2	0	4-4	0		0	0	0	31
Sept. 14	N. ILLINOIS	38	48	86	7.0-35	2	0-16	1	1-6	1-9	4	10	1	6-5	0		0	0	0	44
	Totals	133	94	227	26.0-131	9	0-73	5	4-9	5-96	9	16	1	15-14	0		0	0	0	110
	Opponent	118	72	190	18.0-70	6	0-50	6	5-0	2-18	7	5	4	7-7	0		0	1		6

DATE	OPPONENT	-----PUNTING-----								----FIELD GOALS-----		-----KICKOFFS-----				AVG	TB	OB
		NO	YDS	AVG	LG	BLK	TB	FC	50+	I20	ATT-MADE	LG	BLKD	NO	YDS			
Aug. 31	SOUTH ALABAMA	6	273	45.5	54	0	1	0	2	3	1-0	0	1	6	350	58.3	1	0
Sept. 7	at Colorado	5	231	46.2	51	0	0	0	1	2	2-1	26	0	6	387	64.5	5	0
Sept. 14	N. ILLINOIS	3	136	45.3	53	0	0	0	1	3	3-1	36	2	9	513	57.0	4	0
	Totals	14	640	45.7	54	0	1	0	4	8	6-2	36	3	21	1250	59.5	10	0
	Opponent	20	828	41.4	60	1	1	6	4	9	4-4	45	0	13	769	59.2	7	2

OPPONENT GAME BY GAME

DATE	OPPONENT	-----RUSHING-----				-----RECEIVING-----				-----PASSING-----				----KICK RET-----				----PUNT RET-----				TOTAL OFF.
		NO.	YDS	TD	LG	NO.	YDS	TD	LG	CMP-ATT-INT	YDS	TD	LG	NO	YDS	TD	LG	NO	YDS	TD	LG	
Aug. 31	SOUTH ALABAMA	44	83	1	15	19	231	2	36	19-35-3	231	2	36	5	74	0	17	1	0	0	0	314
Sept. 7	at Colorado	37	89	2	18	28	375	2	96	28-41-1	375	2	96	1	54	0	54	1	4	0	4	464
Sept. 14	N. ILLINOIS	32	74	0	22	28	276	0	28	28-49-1	276	0	28	4	49	0	17	2	5	0	4	350
	Opponent totals	113	246	3	22	75	882	4	96	75-125-5	882	4	96	10	177	0	54	4	9	0	4	1128
	Nebraska	123	515	8	61	48	755	4	75	48-80-2	755	4	75	4	95	0	39	7	100	1	76	1270

DATE	OPPONENT	-----TACKLES-----				---SACKS---		---FUMBLE---		INT-YDS	QBH	PBU	BLKD KICK	---KICKS---XPTS-----				RCV	SAF	PTS
		SOL	AST	TOT	TFL-YDS	NO	YDS	FF	FR-YDS					ATT-MAD	RUN					
Aug. 31	SOUTH ALABAMA	36	38	74	5.0-24	2	0-17	1	2-0	1-18	1	1	1	3-3	0		0	0	0	21
Sept. 7	at Colorado	46	16	62	7.0-34	3	0-33	3	2-0	1-0	1	2	0	4-4	0		0	0	0	34
Sept. 14	N. ILLINOIS	35	20	55	6.0-12	0	0-0	2	1-0	0-0	5	2	3	0-0	0		0	0	1	8
	Opponent totals	118	72	190	18.0-70	6	0-50	6	5-0	2-18	7	5	4	7-7	0		0	0	1	63
	Nebraska	133	94	227	26.0-131	9	0-73	5	4-9	5-96	9	16	1	15-14	0		0	0	0	110

DATE	OPPONENT	-----PUNTING-----								----FIELD GOALS-----		-----KICKOFFS-----				AVG	TB	OB
		NO	YDS	AVG	LG	BLK	TB	FC	50+	I20	ATT-MADE	LG	BLKD	NO	YDS			
Aug. 31	SOUTH ALABAMA	7	287	41.0	57	0	0	2	1	1	0-0	0	0	4	252	63.0	1	0
Sept. 7	at Colorado	6	271	45.2	60	0	1	3	1	5	2-2	34	0	6	390	65.0	6	0
Sept. 14	N. ILLINOIS	7	270	38.6	57	1	0	1	2	3	2-2	45	0	3	127	42.3	0	2
	Opponent totals	20	828	41.4	60	1	1	6	4	9	4-4	45	0	13	769	59.2	7	2
	Nebraska	14	640	45.7	54	0	1	0	4	8	6-2	36	3	21	1250	59.5	10	0

TEAM COMPARISON								
OPPONENT	SCORE	1ST DNS (RUN/PASS/PEN.)	RUSHING	PASSING	PASS YDS	TOTAL OFFENSE	RET YDS	T/O
SOUTH ALABAMA	35-21	15/19 (6/6; 8/11; 1/2)	44-98/44-83	13-22-1/19-35-3	178/231	66-276/79-314	246/92	3/5
Colorado	31-34	19/22 (9/8; 8/13; 2/1)	46-179/37-89	16-26-1/28-41-1	290/375	72-469/78-464	1/58	3/2
N. ILLINOIS	44-8	22/20 (9/4;12/15;1/1)	33-238/32-74	19-32-0/28-49-1	287/276	65-525/81-350	53/54	1/2
Totals	110-63	56/61 (24/18;28/39; 4/4)	123-515/113-246	48-80-2/75-125-5	755/882	203-1270/238-1128	300/204	7/9

Note: Game totals are displayed in the format NEBRASKA/OPPONENT for each category

OPPONENT	3RD DOWN	4TH DOWN	TIME POSS	MARGIN	YDS/RUSH	YDS/PASS	YDS/PLAY	PUNTING	PENALTIES
SOUTH ALABAMA	6-15/7-17	1-2/0-1	25:47/34:13	-8:26	2.2/1.9	8.1/6.6	4.2/4.0	6-45.5/7-41.0	8-64/7-44
Colorado	5-15/6-17	1-1/2-2	29:24/30:36	-1:12	3.9/2.4	11.2/9.1	6.5/5.9	5-46.2/6-45.2	7-65/9-65
N. ILLINOIS	6-13/5-20	1-1/2-6	22:02/37:58	-15:56	7.2/2.3	9.0/5.6	8.1/4.3	3-45.3/7-38.6	1-15/4-40
Totals	17-43/18-54	3-4/4-9	77:13/102:47	-25:34	4.2/2.2	9.4/7.1	6.3/4.7	14-45.7/20-41.4	144/149

Note: Game totals are displayed in the format NEBRASKA/OPPONENT for each category

NEBRASKA RED ZONE CHART															
NEBRASKA INSIDE OPPONENT RED-ZONE															
DATE	OPPONENT	SCORE	TIMES IN RZ	TIMES SCORED	PTS	TOTAL TDS	RUSH TDS	PASS TDS	-----FGs----- MADE	MISS	----- FAILED TO SCORE INSIDE RZ ----- DOWNS	INT	FUMB	HALF	GAME
Aug. 31	South Alabama	W, 35-21	3	2	14	2	2	0	0	1	0	0	0	0	0
Sept. 7	at Colorado	L, 31-34	3	3	17	2	2	0	1	0	0	0	0	0	0
Sept. 14	Northern Illinois	W, 44-8	6	3	17	2	2	0	1	2	0	0	1	0	0
Totals			12	8	48	6	6	0	2	3	0	0	1	0	0
			8 of 12 (66.7%)												

OPPONENT INSIDE NEBRASKA RED-ZONE															
DATE	OPPONENT	SCORE	TIMES IN RZ	TIMES SCORED	PTS	TOTAL TDS	RUSH TDS	PASS TDS	-----FGs----- MADE	MISS	----- FAILED TO SCORE INSIDE RZ ----- DOWNS	INT	FUMB	HALF	GAME
Aug. 31	South Alabama	W, 35-21	4	3	21	3	1	2	0	0	0	1	0	0	0
Sept. 7	at Colorado	L, 31-34	4	4	20	2	2	0	2	0	0	0	0	0	0
Sept. 14	Northern Illinois	W, 44-8	2	1	3	0	0	0	1	0	1	0	0	0	0
Totals			10	8	44	5	3	2	3	0	1	1	0	0	0
			8 of 10 (80.0%)												

NEBRASKA & OPPONENT LONG PLAYS & DRIVE INFORMATION

LONG SEASON PLAYS (20 OR MORE YARDS)

	[-----NEBRASKA-----]				[-----OPPONENT-----]			
	RUSH	PASS	RET	TOT	RUSH	PASS	RET	TOT
South Alabama	0	1	4	5	0	4	0	4
Colorado	1	6	0	7	0	4	1	5
Northern Illinois	3	6	0	9	1	2	0	3
Total	4	13	4	21	1	10	1	12

OPPONENT LONG PLAYS 12; 1 RUNS; 10 PASSES; 1 RETURNS)

YDS	OPPONENT	PLAY	RESULT
96	Colorado	Pass (Montez-Nixon)	Touchdown
57	Colorado	Pass (Montez-Jackson)	1st-10
54	Colorado	KOR (Shenault)	Turnover
36	South Alabama	Pass (Johnson-Sutherland)	1st-10
28	Northern Illinois	Pass (Bowers-Crawford)	1st-10
27	South Alabama	Pass (Johnson-Minter)	1st-10
27	South Alabama	Pass (Johnson-Tolbert)	1st-10
26	Colorado	Pass (Montez-Brown)	Touchdown
26	Northern Illinois	Pass (Childers-Lersch)	1st-10
25	South Alabama	Pass (Johnson-Baker)	1st-10
22	Northern Illinois	Run (Nettles)	1st-10
21	Colorado	Pass (Montez-Nixon)	1st-10

LONG DRIVE SUPERLATIVES

	NEBRASKA	OPPONENT
Most Yards (Result)	96 at Colorado (TD)	96 at Colorado (TD)
Most Plays (Result)	13 at Colorado (TD)	12 at Colorado (Punt)
Most Time (Result)	6:53 at Colorado (TD)	7:18 at Colorado (Punt)

NEBRASKA LONG PLAYS (21; 4 RUNS; 13 PASSES; 4 RETURNS)

YDS	OPPONENT	PLAY	RESULT
76	South Alabama	PR (Spielman)	Touchdown
75	Colorado	Pass (Martinez-Washington)	Touchdown
65	Colorado	Pass (Martinez-Spielman)	Touchdown
61	Northern Illinois	Run (Mills)	1st-10
60	Northern Illinois	Run (Washington)	Touchdown
48	South Alabama	IR (Taylor-Britt)	1st-10
42	South Alabama	Pass (Martinez-Stoll)	1st-Goal
41	Northern Illinois	Pass (Martinez-Spielman)	1st-10
40	Colorado	Run (Washington)	1st-10
39	South Alabama	KOR (Robinson)	1st-10
38	South Alabama	IR (Lee Jr.)	Touchdown
30	Northern Illinois	Pass (Martinez-Robinson)	1st-10
28	Colorado	Pass (Martinez-Washington)	1st-10
27	Northern Illinois	Pass (Martinez-Noa)	Touchdown
27	Northern Illinois	Pass (Martinez-Stoll)	1st-10
26	Northern Illinois	Pass (Martinez-Williams)	1st-10
25	Colorado	Pass (Martinez-Robinson)	1st-10
24	Northern Illinois	Run (Mills)	Touchdown
21	Colorado	Pass (Martinez-Spielman)	1st-10
21	Northern Illinois	Pass (Martinez-Washington)	Touchdown
20	Colorado	Pass (Martinez-Mills)	1st-10

GAME-OPENING DRIVES

OPPONENT	[-----NEBRASKA-----]			[-----OPPONENT-----]		
	PTS.	1ST DWN	YDS	PTS.	1ST DWN	YDS
South Alabama	7	3	81	0	1	23
at Colorado	7	3	96	0	3	33
Northern Illinois	3	2	58	0	0	1

SECOND-HALF OPENING DRIVES

OPPONENT	[-----NEBRASKA-----]			[-----OPPONENT-----]		
	PTS.	1ST DWN	YDS	PTS.	1ST DWN	YDS
South Alabama	0	2	34	0	1	17
at Colorado	0	1	9	0	2	30
Northern Illinois	0	1	17	3	3	66

NEBRASKA & OPPONENT SCORING DRIVES, MISCELLANEOUS STATS

SCORING DRIVES							
GAME	SCORING DRIVES	[-----TIME-----]		[---PLAYS---]		5 OR LESS	1 OR 0
		TOT	AVG.	TOT	AVG.		
South Alabama	5	6:55	1:23	21	4.20	3	3
Colorado	5	14:40	2:56	32	6.40	2	1
Northern Illinois	7	10:06	1:26	38	5.43	4	1
TOTAL	17	31:41	1:51	91	5.4	9	5
OPPONENTS	11	26:34	2:24	72	6.55	4	1

PENALTY NUMBERS	NU PEN.-YDS.	OPP. PEN.-YDS
South Alabama	8-64	7-44
Colorado	7-65	9-65
Northern Illinois	1-15	4-40
TOTAL (AVG. PER PEN.)	16-144 (9.0)	20-149 (7.5)
AVG.-GAME	5.3-48.0	6.7-49.7

NEBRASKA SCORING DRIVES						
[----DRIVE----]						
OPPONENT	PLAYS	YDS	TIME	SCORE	QTR./TIME	PLAY
South Alabama	9	81	2:41	7-0	1st/12:19	Mills 1-yd. run
South Alabama	12	42	4:24	14-7	2nd/9:15	Mills 1-yd. run
South Alabama	0	0	0:00	21-7	3rd/13:11	Lee Jr. 38-yd. interception return
South Alabama	0	0	0:00	28-7	3rd/6:47	Spielman 76-yd. punt return
South Alabama	0	0	0:00	35-21	4th/14:54	Davis 0-yd. fumble recovery
Colorado	5	96	1:40	7-0	1st/6:02	Spielman 65-yd. pass from Martinez
Colorado	13	95	6:53	14-0	2nd/6:37	Martinez 5-yd. run
Colorado	6	34	2:59	17-0	2nd/2:47	Armstrong 26-yd. FG
Colorado	1	75	0:13	24-14	4th/14:22	Washington 75-yd. pass from Martinez
Colorado	8	75	2:41	31-24	4th/5:49	Martinez 6-yd. run
Northern Illinois	5	58	2:25	3-0	1st/12:31	Armstrong 36-yd. field goal
Northern Illinois	1	21	0:07	10-0	1st/6:22	Washington 21-yd. pass from Martinez
Northern Illinois	4	83	1:11	16-0	2nd/12:20	Washington 60-yd. run
Northern Illinois	4	50	0:39	23-3	2nd/7:19	Mills 24-yd. run
Northern Illinois	5	87	0:39	30-5	2nd/0:05	Noa 27-yd. pass from Martinez
Northern Illinois	7	48	2:42	37-8	3rd/3:00	Martinez 10-yd. run
Northern Illinois	9	42	2:28	44-8	4th/4:04	Vedral 3-yd. run

NEBRASKA POINTS OFF TURNOVERS						
GAME	TOs GAINED	TD	FG-FGA	PTS.	(NU FUM./LOST, INT)	
South Alabama	5 (2/2 F/L, 3 INT)	2	0-0	14	3 (4/2 F/L, 1 INT)	
Colorado	2 (2/1 F/L, 1 INT)	0	1-1	3	3 (3/2 F/L, 1 INT)	
Northern Illinois	2 (1/1 F/L, 1 INT)	2	0-0	14	1 (2/1 F/L, 0 INT)	
TOTAL	9 (5/4 F/L, 5 INT)	4	1-1	31	7 (9/5 F/L, 2 INT)	
OPPONENTS	7 (9/5 F/L, 2 INT)	2	1-1	17	9 (5/4 F/L, 5 INT)	

STARTING FIELD POSITION*			
GAME	NU AVG. START	OPP. AVG. START	NU DIFF.
	(yards/drives/in 20/past 50)	(yards/drives/in 20/past 50)	
South Alabama	33.6 (470/14/2/3)	30.4 (486/16/4/2)	+3.2
Colorado	22.1 (309/14/4/1)	31.4 (440/14/3/2)	-9.3
Northern Illinois	37.9 (569/15/3/6)	22.9 (343/15/5/0)	+ 15.1
Totals	31.3 (1348/43/9/10)	28.2 (1269/45/12/4)	+ 3.1

*does not include drives with time of 0:00 (i.e. defensive and special teams touchdowns, end of half turnovers, overtime, etc.)

OPPONENT SCORING DRIVES						
[----DRIVE----]						
OPPONENT	PLAYS	YDS	TIME	SCORE	QTR./TIME	PLAY
South Alabama	9	41	3:10	7-7	1st/5:32	Johnson 3-yd. run
South Alabama	3	13	1:24	14-28	3rd/6:47	Flenord 9-yd. pass from Johnson
South Alabama	6	58	2:42	21-28	3rd/2:17	Taylor 9-yd. pass from Johnson
Colorado	8	64	2:24	7-17	3rd/1:42	Mangham 11-yd. run
Colorado	1	96	0:14	14-17	4th/14:36	Nixon 96-yd. pass from Montez
Colorado	5	75	1:50	21-24	4th/12:19	Mangham 7-yd. run
Colorado	7	17	2:20	24-24	4th/8:30	Stefanou 20-yd. FG
Colorado	10	71	3:07	31-31	4th/0:46	Brown 26-yd. pass from Montez
Colorado	5	8	0:00	31-34	OT	Stefanou 34-yd. FG
Northern Illinois	8	48	4:22	3-16	2nd/7:58	Richardson 45-yd. FG
Northern Illinois	0	0	0:00	5-23	2nd/1:49	Safety
Northern Illinois	12	66	5:14	8-30	3rd/9:47	Richardson 27-yd. FG

INDIVIDUAL CAREER/SEASON SUPERLATIVES

SEASON AND CAREER, MOST PASSING YARDS

PLAYER	2019	CAREER	2019	CAREER
Adrian Martinez	290 at Colorado	384 vs. Wisconsin, 2018	75* at Colorado (Washington)	75* 2x (at Wis., '18, at CU, '19)
Andrew Bunch	none	177 vs. Troy, 2018	none	33 vs. Troy (Morgan)
Noah Vedral	none	29 vs. Beth.-Cookman, 2018	none	21 vs. Beth.-Cookman (Jones)

*Indicates touchdown pass

SEASON AND CAREER, MOST RECEIVING YARDS

PLAYER	2019	CAREER	2019	CAREER
Austin Allen	8 vs. So. Alabama	41 at Ohio State, 2018	8 vs. So. Ala. (Martinez)	41 at Ohio State (Martinez)
Jaylin Bradley	none	31 at Purdue, 2017	none	13 at Purdue, 2017 (Lee)
Darian Chase	13 vs. Northern Illinois	same	13 vs. No. Illinois (Vedral)	same
Miles Jones	none	21 vs. Beth.-Cookman, 2018	none	21 vs. Beth.-Cookman, 2018 (Vedral)
Katerian Legrone	none	8 vs. Beth.-Cookman, 2018	none	8 vs. Beth.-Cookman, 2018 (Vedral)
Wyatt Mazour	13 vs. So. Alabama	21 at Michigan, 2018	13 vs. So. Ala. (Martinez)	21 at Michigan, 2018 (Bunch)
Jaevon McQuitty	8 vs. Northern Illinois	same	8 vs. No. Illinois (Vedral)	same
Dedrick Mills	21 at Colorado	same	20 at Colorado (Martinez)	same
Kanawai Noa	51 vs. Northern Illinois	same	27 vs. No. Illinois (Martinez)	same
Kurt Rafdal	9 vs. Northern Illinois	26 vs. Troy, 2018	9 vs. No. Illinois (Vedral)	26 vs. Troy, 2018 (Martinez)
Wan'Dale Robinson	48 vs. Northern Illinois	same	30 vs. No. Illinois (Martinez)	same
JD Spielman	112 at Colorado	209 vs. Wisconsin, 2018	75 at Colorado (Martinez)	77* vs. Ohio State, 2017 (Lee)
Jack Stoll	66 vs. So. Alabama	same	42 vs. So. Ala. (Martinez)	same
Kade Warner	none	23 vs. Michigan State, 2018	none	14 vs. Mich. St., 2018 (Martinez)
Maurice Washington	118 at Colorado	Same	75* at Colorado	Same
Mike Williams	26 vs. Northern Illinois	41 at Northwestern, 2018	26 vs. No. Illinois (Martinez)	Same
Jaron Woodyard	none	10 vs. Purdue, 2018	none	10 vs. Purdue, 2018 (Martinez)

*Indicates touchdown scored

SEASON AND CAREER, MOST RUSHING YARDS

PLAYER	2019	CAREER	2019	CAREER
Jaylin Bradley	none	42 at Purdue, 2017	none	20 at Purdue, 2017
Andrew Bunch	none	23 at Michigan, 2018	none	23 at Michigan, 2018
Rahmir Johnson	9 vs. No. Illinois	same	5 vs. No. Illinois	same
Adrian Martinez	66 at Colorado	125 vs. Minnesota, 2018	17 at Colorado	53 vs. Minnesota, 2018
Wyatt Mazour	12 vs. So. Alabama	55 vs. Beth.-Cookman, 2018	7 vs. So. Alabama	18 vs. Bethune-Cookman, 2018
Dedrick Mills	116 vs. Northern Illinois	same	61 vs. No. Illinois	same
Wan'Dale Robinson	21 vs. So. Alabama	same	10 vs. So. Alabama	same
JD Spielman	8 at Colorado	45 vs. Northwestern, 2017	8 at Colorado	40 vs. Northwestern, 2017
Noah Vedral	3 vs. Northern Illinois	13 vs. Beth.-Cookman, 2018	3 vs. Northern Illinois	20* vs. Bethune-Cookman, 2018
Kade Warner		4 vs. Illinois, 2018	none	4 vs. Illinois, 2018
Maurice Washington	77 at Colorado	104 vs. Minnesota, 2018	60 vs. No. Illinois	same

*Indicates touchdown scored

SEASON AND CAREER, MOST TACKLES, TFLS AND SACKS

PLAYER	TACKLES (2019)	CAREER	TFL (2019)	CAREER	SACKS (2019)	CAREER
Avery Anderson	none	1 three times	none	none	none	none
Fyn Anderson	none	1 vs. BCU, 2018	none	none	none	none
Mohamed Barry	12 vs. So. Alabama	12 vs. CU, 2018; So. Ala, 2019	1 at Colorado	3 twice	1.0 at Colorado	1.0 three times
Brody Belt	1 vs. So. Alabama	same	none	none	none	none
Dicaprio Bootle	3 at Colorado	7 vs. Purdue, 2018	none	1 vs. Ohio State, 2017	none	none
Tony Butler	1 vs. So. Alabama	1 three times	none	none	none	none
Chris Cassidy	1 vs. No. Illinois	same	none	none	none	none
Ethan Cox	none	1 vs. BCU, 2018	none	none	none	none
Braxton Clark	none	1 vs. BCU, 2018	none	none	none	none
Damion Daniels	3 vs. So. Alabama	4 vs. BCU, 2018	none	1 vs. BCU, 2018	none	none
Darrion Daniels	5 vs. No. Illinois	same	none	same	none	same
Alex Davis	2 at Colorado	4 vs. Northwestern, 2017	2 at Colorado	2 vs. Iowa, 2017; at CU, '19	none	1.0 at Penn State, 2017
Carlos Davis	6 vs. No. Illinois	6 three times	2 vs. No. Illinois	2 at Ill., '17; vs. No. Ill., '19	1.5 vs. No. Illinois	same
Khalil Davis	5 at Colorado	7 vs. Purdue, 2018	2 at Colorado	2 7x, last at Colo., 2019	1.0 vs. So. Alabama	2.0 vs. Colorado, 2018
Marquel Dismuke	6 at Colorado	9 vs. Wisconsin, 2017	1 vs. So. Alabama	same	none	none
JoJo Dmann	6 vs. No. Illinois	7 at Ohio State, 2018	1 vs. No. Illinois	1 at OSU, '18; vs. No. Ill., '19	none	1.0 at Ohio State, 2018
Tyrin Ferguson	1 at Colo.; No. Ill.	10 vs. Colorado, 2018	none	2 vs. Colorado, 2018	none	1.0 vs. Colorado, 2018
Will Honas	9 at Colorado	Same	1 three times	1 four times	1.0 vs. So. Alabama	same
Lamar Jackson	3 vs. So. Alabama	8 at Purdue, 2017	1 vs. So. Alabama	2 vs. Fresno State, 2016	1.0 vs. So. Alabama	1.0 vs. Fresno St., 2016
Reid Karel	1 vs. So. Alabama	same	none	none	none	none
Eric Lee Jr.	5 at Colorado	7 vs. Arkansas St., 2017	none	1 twice	none	1 at Ohio St., 2016
Collin Miller	6 at Colorado	Same	1 at Colo., No. Ill.	none	none	none
DaiShon Neal	1 vs. No. Illinois	2 at Michigan, 2018	none	none	none	none
Garrett Nelson	2 vs. No. Illinois	none	none	none	none	none
Simon Otte	1 vs. No. Illinois	same	none	none	none	none
Ben Stille	4 vs. So. Alabama	4 five times	2 at Colorado	3 at Illinois, 2017	none	1.0 eight times
Jeremiah Stovall	1 vs. So. Alabama	2 three times	none	none	none	none
Isaiah Stalbird	3 vs. No. Illinois	same	2 vs. No. Illinois	same	none	none
Eli Sullivan	4 vs. So. Alabama	same	none	none	none	none
Caleb Tannor	3 vs. So. Alabama	same	1 at Colorado	1 vs. Illinois, '18; at CU, '19	1.0 at Colorado	1.0 vs. Ill., '18; at CU, '19
Cam Taylor-Britt	5 vs. So. Ala., at Colo.	same	2 vs. So. Alabama	same	1.0 vs. So. Alabama	same
Deontre Thomas	5 vs. No. Illinois	same	1 vs. So. Alabama	same	none	none
Chris Walker	none	1 vs. BCU, 2018	none	none	none	none
Deontai Williams	2 vs. So. Alabama	5 at Wisconsin, 2018	none	1 at Iowa, 2018	none	none

NEBRASKA STATISTICAL HIGHS AND LOWS

NEBRASKA TOTALS	HIGHS	LOWS
Points Scored	44 vs. Northern Illinois	31 at Colorado
First Downs	22 vs. Northern Illinois	15 vs. South Alabama
Rushing Attempts	46 at Colorado	33 vs. Northern Illinois
Rushing Yards	238 vs. Northern Illinois	98 vs. South Alabama
Passes Attempted	32 vs. Northern Illinois	22 vs. South Alabama
Passes Completed	19 vs. Northern Illinois	13 vs. South Alabama
Had Intercepted	1 vs. South Alabama, at Colorado	0 vs. Northern Illinois
Passing Yards	290 at Colorado	178 vs. South Alabama
Total Plays	72 at Colorado	65 vs. Northern Illinois
Total Yards	525 vs. Northern Illinois	276 vs. South Alabama
Possession Time	29:32 at Colorado	22:02 vs. Northern Illinois
Fumbles	4 vs. South Alabama	2 vs. Northern Illinois
Fumbles Lost	2 vs. South Alabama; at Colorado	1 vs. Northern Illinois
Turnovers	3 vs. South Alabama; at Colorado	1 vs. Northern Illinois
Turnover Margin	+2 vs. South Alabama	-1 at Colorado
Penalties	8 vs. South Alabama	1 vs. Northern Illinois
Yards Penalized	65 at Colorado	5 vs. Northern Illinois
Sacks By-Yards Lost	4.0-32 vs. South Alabama	2.0-16 vs. Northern Illinois
Team Tackles for Loss-Yards	10-47 at Colorado	7-35 vs. Northern Illinois

NEBRASKA INDIVIDUAL OFFENSIVE HIGHS

Most Rushing Attempts	19; Adrian Martinez at Colorado
Most Net Rushing Yards	116; Dedrick Mills vs. Northern Illinois
Most Rushing TDs	2; Dedrick Mills vs. South Alabama; Adrian Martinez at Colorado
Longest TD Run	60; Maurice Washington vs. Northern Illinois
Longest Run, No TD	61; Dedrick Mills vs. Northern Illinois
Most Pass Attempts	27; Adrian Martinez vs. Northern Illinois
Most Completed Passes	16; Adrian Martinez at Colorado; vs. Northern Illinois
Most Passing Yards	290; Adrian Martinez at Colorado
Most Passing TDs	2; Adrian Martinez at Colorado; vs. Northern Illinois
Longest TD Pass	75; Adrian Martinez to Maurice Washington at Colorado
Longest Pass, No TD	42; Adrian Martinez to Jack Stoll vs. South Alabama
Most Pass Receptions	5; JD Spielman at Colorado
Most Receiving Yards	112; JD Spielman at Colorado
Most TD Receptions	1; JD Spielman at Colorado; M. Washington at Colorado; vs. Northern Illinois; Noa vs. N. Illinois
Most Total Offense Attempts	45; Adrian Martinez at Colorado (19 rush, 26 passes)
Most Total Offense Yards	356; Adrian Martinez at Colorado (66 rush, 290 pass)
Most All-Purpose Attempts	19; Maurice Washington at Colorado (15 rushes, 4 receptions)
Most All-Purpose Yards	195; Maurice Washington at Colorado
Most Touchdowns Scored	2; D. Mills vs. South Alabama; A. Martinez at Colorado; M. Washington vs. N. Illinois

NEBRASKA INDIVIDUAL SPECIAL TEAMS HIGHS

Most Field Goals Attempted	3; Isaac Armstrong vs. Northern Illinois
Most Field Goals Made	1; Isaac Armstrong at Colorado; vs. Northern Illinois
Longest Field Goal Made	36; Isaac Armstrong vs. Northern Illinois
Longest Field Goal Attempted	48; Isaac Armstrong at Colorado
Longest Punt Return, TD	76; JD Spielman vs. South Alabama
Longest Punt Return, No TD	11; JD Spielman vs. South Alabama
Most Punt Return Yardage	80; JD Spielman vs. South Alabama
Longest Kickoff Return, TD	None
Longest Kickoff Return, No TD	39; Wan'Dale Robinson vs. South Alabama
Longest Blocked Punt, TD	None
Longest Blocked Field Goal Return	None
Most Kickoff Return Yardage	77; Wan'Dale Robinson vs. South Alabama
Most Punts	5; Isaac Armstrong vs. South Alabama (45.5 avg); at Colorado (46.2 avg)
Highest Punting Average	46.2; Isaac Armstrong at Colorado (5 punts)
Longest Punt	54; Isaac Armstrong vs. South Alabama
Most Blocked Field Goals	None
Most Blocked Punts	1; Isaiah Stalbird vs. Northern Illinois
Most Blocked PAT	None

NEBRASKA INDIVIDUAL DEFENSIVE HIGHS

Most Total Tackles	12; Mohamed Barry vs. South Alabama (6 solo, 6 asst.)
Most Solo Tackles	7; Will Honas at Colorado (9 tackles)
Most Tackles for Loss	2; Six Times
Most Yards Lost	16; Cam Taylor-Britt vs. South Alabama (2 TFL)
Most Quarterback Sacks	1.5; Carlos Davis vs. Northern Illinois
Most Yards Lost	15; Carlos Davis vs. Northern Illinois (1.5 sacks)
Most Pass Breakups	4; Lamar Jackson vs. Northern Illinois
Most Interceptions	2; Eric Lee Jr. vs. South Alabama
Longest Interception TD Return	38; Eric Lee Jr. vs. South Alabama
Longest Interception Return, No TD	48; Cam Taylor-Britt vs. South Alabama
Longest Fumble TD Return	0; Alex Davis vs. South Alabama
Longest Fumble Return, No TD	6; Austin Allen vs. Northern Illinois

OPPONENT STATISTICAL HIGHS AND LOWS

OPPONENT TOTALS	HIGHS	LOWS
Points Scored	34 at Colorado	8 vs. Northern Illinois
First Downs	22 at Colorado	19 vs. South Alabama
Rushing Attempts	44 vs. South Alabama	32 vs. Northern Illinois
Rushing Yards	89 at Colorado	74 vs. Northern Illinois
Passes Attempted	49 vs. Northern Illinois	35 vs. South Alabama
Passes Completed	28 at Colorado; vs. Northern Illinois	19 vs. South Alabama
Had Intercepted	3 vs. South Alabama	1 at Colorado; vs. Northern Illinois
Passing Yards	375 at Colorado	231 vs. South Alabama
Total Plays	81 vs. Northern Illinois	78 at Colorado
Total Yards	464 at Colorado	314 vs. South Alabama
Possession Time	37:58 vs. Northern Illinois	30:28 at Colorado
Fumbles	2 vs. South Alabama; at Colorado	1 vs. Northern Illinois
Fumbles Lost	2 vs. South Alabama	1 at Colorado; vs. Northern Illinois
Turnovers	3 vs. South Alabama	2 at Colorado; vs. Northern Illinois
Turnover Margin	+1 at Colorado	-3 vs. South Alabama
Penalties	9 at Colorado	4 vs. Northern Illinois
Yards Penalized	65 at Colorado	40 vs. Northern Illinois
Sacks By-Yards Lost	6-33 at Colorado	0-0 vs. Northern Illinois
Team Tackles for Loss-Yards	7-34 at Colorado	5-24 vs. South Alabama

OPPONENT INDIVIDUAL HIGHS

Most Yards Rushing	44; Jaren Mangham (Colorado)
Most Rushing Attempts	18; Cephus Johnson (South Alabama)
Most Yards Passing	375; Stevan Montez (Colorado)
Most Passing Attempts	44; Ross Bowers (Northern Illinois)
Most Pass Completions	28; Stevan Montez (Colorado)
Most Pass Receptions	6; K.D. Dixon (Colorado)
Most Yards Receiving	148; K.D. Dixon (Colorado)

OPPONENT INDIVIDUAL LONGEST PLAYS

Rush	22; Jordan Nettles (Northern Illinois)
Pass	96*; Stevan Montez to K.D. Nixon (Colorado)
Field Goal	45; John Richardson (Northern Illinois)
Punt Return	4; K.D. Dixon (Colorado); Cole Tucker (Northern Illinois)
Kickoff Return	54; Laviska Shenault (Colorado)
Fumble Return	0; Tra Minter (South Alabama)
Interception Return	18; A.J. DeShazor (South Alabama)
Punt	60; Alex Kinney (Colorado)

NO. 24 NEBRASKA 35, SOUTH ALABAMA 21

SCORE BY QUARTERS	1	2	3	4	FINAL
South Alabama	7	0	14	0	21
No. 24 Nebraska	7	7	14	7	35

SCORING SUMMARY

QTR	TEAM	TIME	SCORE
1st	NEB	12:19	Mills 1 yd run (Jorgensen kick)
1st	USA	05:32	Johnson 3 yd run (Onate kick)
2nd	NEB	09:15	Mills 1 yd run (Jorgensen kick)
3rd	NEB	13:11	Lee Jr. 38 yd INT return (Jorgensen kick)
3rd	NEB	11:32	Spielman 76 yd punt return (Jorgensen kick)
3rd	USA	06:47	Flenord 9 yd pass from Johnson (Onate kick)
3rd	USA	02:17	Taylor 13 yd pass from Johnson (Onate kick)
4th	NEB	14:53	Davis 0 yd fumble recovery (Jorgensen kick)

Lincoln (Aug. 31) - No. 24 Nebraska forced five South Alabama turnovers, and the Cornhuskers scored three non-offensive touchdowns in the second half to post a 35-21 victory.

Leading 14-7 at halftime, the Husker defense and special teams accounted for all three second-half scores, marking the first time since 2005 that NU had scored at least three non-offensive touchdowns in a game.

On the first drive of the second half, Eric Lee Jr. intercepted a Cephus Johnson pass and returned it 38 yards for a score to push the margin to 14. The interception was the first of the Lee's career and the first defensive touchdown by the Blackshirts since 2017. After a three-and-out, JD Spielman fielded a punt, made a pair of Jaguar defenders miss and went 76 yards for his second career punt return touchdown to make it 28-7 less than four minutes into the second half.

South Alabama pulled to with 28-21 and had the ball to start the fourth quarter, but another defensive play gave NU some breathing room. Cam Taylor-Britt sacked Johnson, who coughed up the ball. Alex Davis recovered it in the end zone for a touchdown to make it 35-21.

In the game, Nebraska managed just 276 total yards, including just 66 in the second half. South Alabama produced 314 total yards on 79 plays, including 222 yards on 47 plays after halftime.

The Huskers looked sharp early on, going 81 yards on nine plays, as Jack Stoll's 42-yard reception to the USA 5-yard line set up Dedrick Mills' first TD three plays later. Stoll finished with three catches for 66 yards, as Adrian Martinez completed 13-of-22 passes for 178 yards in the win.

The teams traded touchdowns, as Johnson led the Jaguars 41 yards in nine plays, scoring from three yards out midway through the first quarter. The Huskers regained a 14-7 advantage midway through the second quarter as Mills scored from one yard out.

Senior linebacker Mohamed Barry led the Blackshirts with 12 tackles, while Taylor-Britt added five tackles, including two tackles for 16 yards lost. He also hauled in his first career interception and returned it 48 yards in the second half. Lee pitched in four tackles and the first two interceptions of his career while adding a breakup. As a team, NU produced 10 tackles for 49 yards lost, including four sacks for 32 yards.

TEAM STATISTICS

	USA	NEB
FIRST DOWNS	19	15
RUSHES-YARDS (NET)	44-83	44-98
PASSING YDS (NET)	231	178
Passes Att-Comp-Int	35-19-3	22-13-1
TOTAL OFFENSE PLAYS-YARDS	79-314	66-276
Fumble Returns-Yards	0-0	1-3
Punt Returns-Yards	1-0	4-80
Kickoff Returns-Yards	5-74	3-77
Interception Returns-Yards	1-18	3-86
Punts (Number-Avg)	7-41.0	6-45.5
Fumbles-Lost	2-2	4-2
Penalties-Yards	7-44	8-64
Possession Time	34:13	25:47
Third-Down Conversions	7 of 17	6 of 15
Fourth-Down Conversions	0 of 1	1 of 2
Red-Zone Scores-Chances	3-4	2-3
Sacks By: Number-Yards	2-17	4-32

RUSHING: USA-Tra Minter 10-37; Kawaan Baker 5-27; Cephus Johnson 18-9; Terrion Avery 3-8; Jared Wilson 4-7; Team 1--2; Carlos Davis 3--3. **NEB**-Dedrick Mills 15-44; Maurice Washington 6-39; Wan'Dale Robinson 4-21; Wyatt Mazour 4-12; Adrian Martinez 13-6; TEAM 2--24

PASSING: USA-Cephus Johnson 19-34-2-231-2; Tylan Morton 0-1-1-0-0; **NEB**-Adrian Martinez 13-22-1-178-0.

RECEIVING: USA- Tra Minter 5-47; Kawaan Baker 4-59; Cade Sutherland 4-53; Jalen Tolbert 2-38; Davyn Flenord 2-16; Khameron Taylor 1-13; Devin Voisin 1-5. **NEB**-Jack Stoll 3-66; Wan'Dale Robinson 3-33; JD Spielman 2-36; Wyatt Mazour 1-13; Maurice Washington 1-13; Austin Allen 1-8; Jaevon McQuitty 1-6; Dedrick Mills 1-3.

INTERCEPTIONS: USA- A.J DeShazor 1-18. **NEB**-Eric Lee Jr. 2-38; Cam Taylor-Britt 1-48

FUMBLES: USA-Cephus Johnson 2-2. **NEB**-Dedrick Mills 1-1; TEAM 1-0; JD Spielman 1-1; Wan'Dale Robinson 1-0.

TACKLES: USA-Nick Mobley 2-10. **NEB**-Mohamed Barry 6-6

COLORADO 34, NO. 25 NEBRASKA 31 (OT)

SCORE BY QUARTERS	1	2	3	4	OT	FINAL
Nebraska	7	10	0	14	0	31
Colorado	0	0	7	24	3	34

SCORING SUMMARY

QTR	TEAM	TIME	SCORE
1st	NEB	06:02	Spielman 65 yd pass from Martinez (Armstrong kick)
2nd	NEB	06:37	Martinez 5 yd run (Armstrong kick)
2nd	NEB	02:47	Armstrong 26 yd field goal
3rd	COLO	01:42	Mangham 11 yd run (Stefanou kick)
4th	COLO	14:22	Nixon 96 yd pass from Montez (Stefanou kick)
4th	NEB	14:09	Washington 75 yd pass from Martinez (Armstrong kick)
4th	COLO	12:19	Mangham 7 yd run (Stefanou kick)
4th	COLO	08:30	Stefanou 20 yd field goal
4th	NEB	05:49	Martinez 6 yd run (Armstrong kick)
4th	COLO	00:46	Brown 26 yd pass from Montez (Stefanou kick)
OT	COLO	15:00	Stefanou 34 yd field goal

Boulder, Colo. (Sept. 7) - Colorado scored 31 second-half points to overcome a 17-0 deficit, while James Stefanou's 34-yard field goal on the first possession of overtime gave the Buffaloes a 34-31 win over Nebraska.

Nebraska had a chance to tie in the extra session, but NU could not muster a first down before punter Isaac Armstrong's 48-yard field goal fell short.

NU controlled the first half, building a 17-point lead while out-gaining Colorado 266-84, but could not sustain the momentum.

Colorado broke into the scoring column late in the third quarter with an 11-yard touchdown run from Jaren Mangham to make it 17-7. After an Armstrong punt pinned CU at its 4-yard line, Steven Montez connected with K.D. Nixon on a 96-yard flea-flicker touchdown to pull the Buffs within 17-14.

Nebraska quickly answered, as Adrian Martinez connected with Maurice Washington on a 75-yard touchdown pass to make it 24-14.

Colorado kept coming, producing an answer of its own with a five-play, 75-yard drive that was capped by Mangham's second touchdown run - this time from seven yards out to make it 24-21. CU then came up with a big defensive play, forcing a Martinez fumble, but the Blackshirts held CU out of the end zone before Stefanou's 20-yard field goal tied the score at 24 with 8:30 left.

Martinez and the Husker offense then found an answer of their own, covering 75 yards in eight plays and 2:55, capped by Martinez's six-yard touchdown run to move back in front at 31-24 with 5:49 left.

Colorado had one final chance, going 75 yards for the driving touchdown as Montez found Tony Brown for a 26-yard scoring strike to tie the game with 46 seconds left.

Early on, Nebraska was in control, as NU went 96 yards on the first drive to take a 7-0 lead after Martinez found Spielman for a 65-yard touchdown. Spielman finished with five catches for 112 yards. Nebraska went on another long march midway through the second quarter, going 95 yards in 13 plays capped by a Martinez five-yard TD run.

The Blackshirts forced a turnover on Lamar Jackson's interception on CU's next series which Nebraska turned into a 26-yard Armstrong field goal to make it 17-0.

TEAM STATISTICS

	NEB	COLO
FIRST DOWNS	19	22
RUSHES-YARDS (NET)	46-179	37-89
PASSING YDS (NET)	290	375
Passes Att-Comp-Int	26-16-1	41-28-1
TOTAL OFFENSE PLAYS-YARDS	72-469	78-464
Fumble Returns-Yards	0-0	0-0
Punt Returns-Yards	0-0	1-4
Kickoff Returns-Yards	0-0	1-54
Interception Returns-Yards	1-1	1-0
Punts (Number-Avg)	5-46.2	6-45.2
Fumbles-Lost	3-2	2-1
Penalties-Yards	7-65	9-65
Possession Time	29:24	30:36
Third-Down Conversions	5 of 15	6 of 17
Fourth-Down Conversions	1 of 1	2 of 2
Red-Zone Scores-Chances	3-3	4-4
Sacks By: Number-Yards	3-25	6-33

RUSHING: COLO- Jaren Mangham 11-44; Alex Fontenot 10-42; Jaylon Jackson 1-14; Dimitri Stanley 1-8; Laviska Shenault 3-6; TEAM 1--1; K.D.Nixon 1--3; Tony Brown 1--4; Steven Montez 8--17. **NEB**-Maurice Washington 15-77; Adrian Martinez 19-66; Dedrick Mills 8-24; Wan'Dale Robinson 2-9 JD Spielman 1-8; TEAM 1--5

PASSING: COLO-Steven Montez 28-41-1-375-2. **NEB**-Adrian Martinez 16-26-1-290-2

RECEIVING: COLO-K.D. Nixon 6-148; Tony Brown 5-60; Laviska Shenault 5-31; Brady Russell 4-31; Alex Fontenot 4-20; Dimitri Stanley 2-17; Jaylon Jackson 1-57; Jaren Mangham 1-11. **NEB**-JD Spielman 5-112; Maurice Washington 4-118; Wan'Dale Robinson 3-35; Dedrick Mills 2-21; Jack Stoll 2-4.

INTERCEPTIONS: COLO-Chris Miller 1-0. **NEB**-Lamar Jackson 1-1

FUMBLES: COLO-Laviska Shenault 1-1; Brady Russell 1-0. **NEB**-Adrian Martinez 3-2

TACKLES: COLO-Nate Landman 9-5. **NEB**-Will Honas 7-2

NEBRASKA 44, NORTHERN ILLINOIS 8

SCORE BY QUARTERS	1	2	3	4	FINAL
Northern Illinois	0	5	3	0	8
Nebraska	10	20	7	7	44

SCORING SUMMARY

QTR	TEAM	TIME	SCORE
1st	NEB	12:31	Armstrong 36 yd field goal
1st	NEB	06:22	Washington 21 yd pass from Martinez (Armstrong kick)
2nd	NEB	12:20	Washington 60 yd run (Kick blocked)
2nd	NIU	07:58	Richardson 45 yd field goal
2nd	NEB	07:19	Mills 24 yd run (Armstrong kick)
2nd	NIU	01:49	Cole tackled Washington for safety
2nd	NEB	00:05	Noa 27 yd pass from Martinez (McCallum kick)
3rd	NIU	09:47	Richardson 27 yd field goal
3rd	NEB	03:00	Martinez 10 yd run (McCallum kick)
4th	NEB	04:04	Vedral 3 yd run (McCallum kick)

Lincoln (Sept. 14) - Adrian Martinez accounted for more than 300 yards of total offense and had a hand in three touchdowns, while Dedrick Mills rushed for 116 yards, as Nebraska rolled to a 44-8 win over Northern Illinois.

Martinez completed 16-of-27 passes for 257 yards and two touchdowns, and added 44 more and a score on the ground, as NU racked up 525 yards of total offense. Mills posted his first 100-yard day as a Husker, as NU tallied 238 yards on the ground.

Northern Illinois managed 350 total yards, but just 74 on the ground, as the Blackshirts surrendered just a pair of field goals on the night.

In an action-packed first half that featured big plays and blocked kicks, Nebraska powered its way to a 30-5 halftime lead.

After a 36-yard field goal by Isaac Armstrong on the first drive, NU made it 10-0 later in the first quarter, capitalizing on a Huskies' special team miscue. NIU fumbled a punt, and Austin Allen recovered at the 21-yard line. On the next play, Maurice Washington scored on a 21-yard reception. Washington's second score, a 60-yard run, made it 16-0 with 12:20 left in the half.

After NIU cut the deficit to 16-3, the Huskies failed onside kick attempt gave NU great field position. The Huskers capitalized, going 50 yards in four plays, capped by Mills' 24-yard touchdown run. The Huskers tacked on a final score in the waning seconds of the half, going 87 yards in five plays as Martinez found Kanawai Noa in the corner of the end zone for a touchdown.

The Huskies open the second half by going 66 yards before John Richardson's 27-yard field trimmed the lead to 30-8, but the Blackshirts would pitch a shutout the rest of the game. NU extended the lead in the third quarter on Martinez's 10-yard run before capitalizing on Braxton Clark's first career interception to set up the final score, a three-yard scamper by backup quarterback Noah Vedral with 4:04 remaining.

Mohamed Barry led the Blackshirts with 10 tackles. Carlos Davis notched six tackles, including 1.5 sacks, while adding a pair of breakups with deflections at the line of scrimmage. Isaiah Stalbird starred for the Husker special teams, finishing the game with three tackles, including two for loss, a forced fumble and a blocked punt.

TEAM STATISTICS	NIU	NEB
FIRST DOWNS	20	22
RUSHES-YARDS (NET)	32-74	33-238
PASSING YDS (NET)	276	287
Passes Att-Comp-Int	49-28-1	32-19-0
TOTAL OFFENSE PLAYS-YARDS	81-350	65-525
Fumble Returns-Yards	0-0	1-6
Punt Returns-Yards	2-5	3-20
Kickoff Returns-Yards	4-49	1-18
Interception Returns-Yards	0-0	1-9
Punts (Number-Avg)	7-38.6	3-45.3
Fumbles-Lost	1-1	2-1
Penalties-Yards	4-40	1-15
Possession Time	37:58	22:02
Third-Down Conversions	5 of 20	6 of 13
Fourth-Down Conversions	2 of 6	1 of 1
Red-Zone Scores-Chances	1-2	3-6
Sacks By: Number-Yards	0-0	2-16

RUSHING: NIU- Jordan Nettles 9-43; Tre Harbison 12-30; Rahveon Valentine 2-9; Spencer Tears 1-6; Marcus Childers 2-4; Matt Ference 2--7; Ross Bowers 4--11. **NEB-** Dedrick Mills 11-116; Maurice Washington 4-63; Adrian Martinez 11-44; Rahmir Johnson 3-9; Noah Vedral 1-3; Wyatt Mazour 1-3; Wan'Dale Robinson 2-0.

PASSING: NIU- Marcus Childers 25-44-1-248-0; Ross Bowers 3-5-0-28-0. **NEB-** Adrian Martinez 16-27-0-257-2; Noah Vedral 3-5-0-30-0.

RECEIVING: NIU- Daniel Crawford 5-71; Cole Tucker 5-50; Spencer Tears 3-32; Tyrice Richie 3-31; Mitchell Brinkman 3-25; Marcus Jones 2-18; Dennis Robinson 2-8; Corey Lersch 1-26; Jordan Nettles 1-10; Rahveon Valentine 1-3; Tre Harbison 1-3; Michael Love 1--1. **NEB-**JD Spielman 4-76; Kanawai Noa 3-51; Wan'Dale Robinson 3-48; Maurice Washington 3-18; Jack Stoll 2-38; Mike Williams 1-26; Darien Chase 1-13; Kurt Rafdal 1-9; Jaevon McQuitty 1-8

INTERCEPTIONS: NIU- None. **NEB-**Braxton Clark 1-9

FUMBLES: NIU-Matt Ference 1-1. **NEB-**Jack Stoll 1-0; Dedrick Mills 1-1.

TACKLES: NIU-Jordan Cole 6-3. **NEB-**Mohamed Barry 3-7