

# N NEBRASKA BASKETBALL

## 2019-20 GAME NOTES

The Husker men's basketball team looks for its second straight win in the annual in-state matchup, as Nebraska makes the short trek up I-80 to take on the Creighton Bluejays Saturday afternoon. It is Nebraska's longest running non-conference series and enters Saturday's game deadlocked at 26 wins apiece.

Tipoff at the CHI Center in Omaha is set for 1:31 p.m., and the matchup between the Huskers and Bluejays will be televised on FS1 with Vince Welch and Nick Bahe on the call. The game will also be available on the Fox Sports app on tablets, computers and mobile devices.

Fans can follow all of the action across the state of Nebraska on the Learfield-IMG Husker Sports Network with Kent Pavelka and Jake Muhleisen on the call. The game will also be available on Huskers.com, the Huskers app and Tuneln radio. The pregame show begins one hour prior to tipoff.

Nebraska (4-4) could not overcome a poor shooting night in a 73-56 loss at Georgia Tech on Wednesday. The Huskers, playing their first road game, shot 32 percent from the field, including 25 percent in the second half, as the Yellow Jackets pulled away down the stretch. Georgia Tech's Michael Devoe led all players with 26 pointers.

Senior guard Haanif Cheatham was a bright spot in a losing effort, as he posted his first career double-double with 14 points and a career-high 11 rebounds to lead four Huskers in double figures. It marked his fourth consecutive double-figure scoring effort, a stretch where Cheatham is averaging 18 points per game.

The Huskers' offense has been balanced during the early portion of the season with three players averaging over 12 points per game and a fourth in double figures. Much of that has been due to the play of point guard Cam Mack, as the sophomore is among the Big Ten leaders with 6.0 assists per game, while averaging 12.4 points per contest. Mack had 11 points and six assists in the loss at Georgia Tech.

Creighton is 6-2 on the season following a 72-60 win over Oral Roberts on Tuesday. In that game, Christian Bishop's 17 points and eight boards led four Bluejays in double figures, as Creighton shot 49 percent, including 8-of-17 from 3-point range in building a 15-point halftime lead.

### GAME MATCHUP

#### NEBRASKA CORNHUSKERS

2019-20 Record: 4-4  
Head coach: Fred Hoiberg  
Record at Nebraska: 4-4 (1st year)  
Career NCAA Record: 119-60 (6th year)

#### CREIGHTON BLUEJAYS

2019-20 Record: 6-2  
Head coach: Greg McDermott  
Record at Creighton: 213-111 (10th year)  
Career Record: 493-306 (26th year)

#### BROADCAST INFO

**Television:** FS1  
Play-by-play: Vince Welch  
Analyst: Nick Bahe  
**Online Broadcast:** Fox Sports App  
**Radio:** Learfield-IMG Husker Sports Network, including 590 AM (Omaha), 1400 AM (Lincoln) and 880 AM (Lexington)  
Play-by-play: Kent Pavelka  
Analyst: Jake Muhleisen  
**Online Radio:** Available on Huskers.com, Huskers App, Tuneln.com/Huskers and Tuneln App.  
**SiriusXM (Internet):** Ch. 982

### PLAYER SPOTLIGHT

Thorir Thorbjarnarson comes off an 11-point, seven-rebound effort in Wednesday's game at Georgia Tech. The 6-foot-6 guard is shooting 48 percent from the field and 43 percent from 3-point range this season after shooting just 35 percent from the floor in his first two seasons.



### NEBRASKA AT CREIGHTON

9

#### GAME DETAILS

Date: Sat., Dec. 7  
Time: 1:31 p.m.  
Location: Omaha, Neb.  
Arena: CHI Health Center

#### MEDIA INFO

TV: FS1  
Online Video: Fox Sports App  
Radio: Learfield-IMG HSN  
Internet Audio: Huskers.com  
Huskers app/Tuneln

### 2019-20 SCHEDULE

Date	Opponent	TV/Internet	Result
Tues., Nov. 5	UC Riverside	BTN	L, 47-66
Sat., Nov. 9	Southern Utah	BTN+	L, 78-79 (2OT)
Fri., Nov. 15	South Dakota St.	BTN	W, 90-73
Fri., Nov. 22	Southern	BTN+	W, 93-86 (OT)
<b>CAYMAN ISLANDS CLASSIC</b>			
Mon., Nov. 25	vs. Washington St.	FloHoops.com	W, 82-71
Tues., Nov. 26	vs. George Mason	FloHoops.com	L, 66-85
Wed., Nov. 27	vs. South Florida	FloHoops.com	W, 74-67
<b>BIG/ACC CHALLENGE</b>			
Wed., Dec. 4	at Georgia Tech	ESPNU	L, 56-73
Sat., Dec. 7	at Creighton	FS1	1:30 p.m.
Fri., Dec. 13	at Indiana*	BTN	7 p.m.
Sun., Dec. 15	Purdue*	BTN	3 p.m.
Sat., Dec. 21	North Dakota	BTN+	5 p.m.
Sun., Dec. 29	TAMU-CC	BTN	1/3 p.m.
Fri., Jan. 3	Rutgers*	BTN	7 p.m.
Tues., Jan. 7	Iowa*	BTN	8 p.m.
Sat., Jan. 11	at Northwestern*	BTN	TBA
Tues., Jan. 14	at Ohio State*	FS1	5:30 p.m.
Sat., Jan. 18	Indiana*	BTN	6 p.m.
Tues., Jan. 21	at Wisconsin*	BTN	8 p.m.
Sat., Jan. 25	at Rutgers*	BTN	1 p.m.
Tues., Jan. 28	Michigan*	ESPN/2/U	6 p.m.
Sat., Feb. 1	Penn State*	BTN	6 p.m.
Sat., Feb. 8	at Iowa*	BTN	5 p.m.
Tues., Feb. 11	at Maryland*	BTN	7:30 p.m.
Sat., Feb. 15	Wisconsin*	BTN	1:15 p.m.
Thurs., Feb. 20	Michigan State*	FS1	7:30 p.m.
Mon., Feb. 24	at Illinois*	BTN	7 p.m.
Thurs., Feb. 27	Ohio State*	ESPN/2	8 p.m.
Sun., March 1	Northwestern*	BTN	3:15 p.m.
Thurs., March 5	at Michigan*	FS1	5:30 p.m.
Sun., March 8	at Minnesota*	BTN	Noon
<b>Big Ten Tournament</b>			
Wed., March 11	at Big Ten First Round	BTN	TBA
Thurs., March 12	at Big Ten Second Round	BTN	TBA
Fri., March 13	at Big Ten Quarterfinals	BTN	TBA
Sat., March 14	at Big Ten Semifinals	CBS	TBA
Sun., March 15	at Big Ten Championship	CBS	2:30 p.m.
<b>NCAA Tournament</b>			
March 17-April 6	NCAA Tournament	TBD	TBA

Notes: \*-Big Ten Conference Game; All times listed are central and subject to change. Home games are in red and bold.

### 2019-20 ROSTER AT A GLANCE

No	Name	Pos.	Ht.	Wt.	Yr.	Hometown	GP/GS	MPG	PPG	RPG	APG
0	Akol Arop	F	6-6	200	Fr.	Omaha, Neb.	3/0	1.0	0.0	0.7	0.0
1	Kevin Cross	F	6-8	240	Fr.	Little Rock, Ark.	8/0	21.1	8.5	3.8	0.8
3	Cam Mack	G	6-2	175	So.	Austin, Texas	8/7	34.2	12.4	4.5	6.0
4	Shamiel Stevenson- #	G/F	6-6	245	Jr.	Toronto, Ontario, Canada	Will sit out 2019-20 season				
11	Dachon Burke Jr.	G	6-4	180	Jr.	Orange, N.J.	8/8	26.5	12.4	3.5	1.1
13	Derrick Walker - #	F	6-8	235	Jr.	Kansas City, Mo.	Will sit out 2019-20 season				
15	Samari Curtis	G	6-4	190	Fr.	Xenia, Ohio	8/0	6.0	1.8	0.9	0.1
21	Jace Piatkowski	G	6-3	175	Fr.	Omaha, Neb.	Has not played in 2019-20				
22	Haanif Cheatham	G	6-5	194	Sr.	Fort Lauderdale, Fla.	8/8	32.8	12.4	5.3	1.4
23	Jervay Green	G	6-3	210	Jr.	Denver, Colo.	8/8	31.4	10.4	4.8	2.9
24	Yvan Ouedraogo	F	6-9	260	Fr.	Bordeaux, France	8/8	19.9	5.4	5.3	0.5
25	Matej Kavaz	G	6-8	205	Sr.	Ljubljana, Slovenia	8/1	17.6	5.3	1.3	0.6
30	Charlie Easley	G	6-2	190	Fr.	Lincoln, Neb.	4/0	1.0	0.0	0.3	0.0
34	Thorir Thorbjarnarson	G	6-6	206	Jr.	Reykjavik, Iceland	8/0	19.0	4.9	3.8	0.3
44	Bret Porter	F	6-6	215	Fr.	Omaha, Neb.	Has not played in 2019-20				
45	Dalano Banton - #	G	6-8	195	So.	Toronto, Ontario, Canada	Will sit out 2019-20 season				

#-Sitting out after transferring

## 2019-20 NUMERICAL ROSTER

No.	VL	Name	Pronunciation	Pos.	Ht.	Wt.	Yr.	Hometown	Previous School
0		Akol Arop	A-call uh-rope	F	6-6	200	Fr.	Omaha, Neb.	Creighton Prep HS
1		Kevin Cross		F	6-8	240	Fr.	Little Rock, Ark.	Mills University Studies HS
3		Cam Mack		G	6-2	175	So.	Austin, Texas	Salt Lake CC
4		Shamiel Stevenson	Sha-meal	G	6-6	245	Jr.	Toronto, Ontario, Canada	University of Nevada
11		Dachon Burke Jr.	DAY-shawn	G	6-4	180	Jr.	Orange, N.J.	Robert Morris
13		Derrick Walker		F	6-8	235	Jr.	Kansas City, Mo.	University of Tennessee
15		Samari Curtis		G	6-4	190	Fr.	Xenia, Ohio	Xenia HS
21		Jace Piatkowski		G	6-3	175	Fr.	Omaha, Neb.	Elkhorn South HS
22		Haanif Cheatham	Hah-NEEF CHEE-tum	G	6-5	194	Sr.	Fort Lauderdale, Fla.	Florida Gulf Coast University
23		Jervay Green		G	6-3	210	Jr.	Denver, Colo.	Western Nebraska CC
24		Yvan Ouedraogo	I-van OOH-drah-oh-goh	F	6-9	260	Fr.	Bordeaux, France	INSEP
25		Matej Kavaz	MAH-tey KAH-vahs	G	6-8	205	Sr.	Ljubljana, Slovenia	Seattle University
30		Charlie Easley		G	6-2	190	Fr.	Lincoln, Neb.	Pius X HS
34	**	Thorir Thorbjarnarson		G	6-6	206	Jr.	Reykjavik, Iceland	Menntaskólinn i Reykjavik
44		Bret Porter		F	6-6	215	Fr.	Omaha, Neb.	Millard North HS
45		Dalano Banton	duh-LAH-no BAN-ten	G	6-8	195	So.	Toronto, Ontario, Canada	Western Kentucky University

## 2019-20 COACHING STAFF

Name	Pronunciation	Title	Year at Nebraska	Alma Mater (Year)
Fred Hoiberg		Head Coach	First	Iowa State (1995)
Matt Abdelmassih	Abdel-massey	Assistant Coach	First	St. John's (2007)
Doc Sadler		Assistant Coach	First as Asst./Seventh	Arkansas (1982)
Armon Gates		Assistant Coach	Second	Kent State (2006)
Bobby Lutz	Lootz	Special Assistant to the Head Coach	First	UNC Charlotte (1980)
Tim Wilson		Basketball Strength Coach	Ninth	Nebraska (1981)
Matt Holt		Video Coordinator	Third	New Haven (2013)
Luca Virgilio	Vir-Jill-e-o	Director of Basketball Operations	First	Universita degli Studi di Roma Tre (2012)
Bertram "Buzzy" Caruthers		Director of Player Development	First	Hampton (2006)
Vince Fritz		Graduate Manager	Second	Missouri Southern (2018)
John Harris Jr.		Graduate Manager	First	Benedictine (2017)

## TEAM COMPARISON

Nebraska Cornhuskers 2019-20 Team Statistics (Record: 4-4)			Creighton Bluejays 2019-20 Team Statistics (Record: 6-2)		
Category	Nebraska	OPP	Category	Nebraska	OPP
SCORING	586	600	SCORING	601	562
Points per game	73.2	75.0	Points per game	75.1	70.2
Scoring margin	-1.7	-	Scoring margin	+4.9	-
FIELD GOALS-ATT	211-485	235-565	FIELD GOALS-ATT	225-487	211-474
Field goal pct	.435	.416	Field goal pct	.462	.445
3 POINT FG-ATT	61-187	58-200	3 POINT FG-ATT	75-201	60-182
3-point FG pct	.326	.290	3-point FG pct	.373	.330
3-pt FG made per game	7.6	7.3	3-pt FG made per game	9.4	7.5
FREE THROWS-ATT	103-183	72-102	FREE THROWS-ATT	76-116	80-114
Free throw pct	.563	.706	Free throw pct	.655	.702
F-Throws made per game	12.9	9.0	F-Throws made per game	9.5	10.0
REBOUNDS	285	384	REBOUNDS	271	288
Rebounds per game	35.6	48.0	Rebounds per game	33.9	36.0
Rebounding margin	-12.4	-	Rebounding margin	-2.1	-
ASSISTS	109	103	ASSISTS	115	108
Assists per game	13.6	12.9	Assists per game	14.4	13.5
TURNOVERS	101	120	TURNOVERS	91	109
Turnovers per game	12.6	15.0	Turnovers per game	11.4	13.6
Turnover margin	+2.4	-	Turnover margin	+2.3	-
Assist/turnover ratio	1.1	0.9	Assist/turnover ratio	1.3	1.0
STEALS	48	51	STEALS	60	41
Steals per game	6.0	6.4	Steals per game	7.5	5.1
BLOCKS	28	37	BLOCKS	18	22
Blocks per game	3.5	4.6	Blocks per game	2.3	2.8

## NUMBERS TO KNOW

**4** - Double-digit scoring performances from Kevin Cross, which is the most by a Husker freshman since 2016-17 (5-Jeriah Horne and 4-Jordy Tshimanga). Cross is sixth among Big Ten freshmen in scoring at 8.5 ppg entering this week's action.

**5.3** - Rebounds per game for freshman Ivan Ouedraogo, which is fourth among all Big Ten freshmen. His rebounds per game is on track to be the highest by a Husker freshman since Aleks Maric grabbed 6.3 rebounds per game in 2005-06.

**6** - Three-pointers this season for Thorir Thorbjarnarson, as he is 6-of-14 from long range. In his first two seasons, he went a combined 6-of-28 behind the 3-point stripe.

**6.0** - Assists per game for sophomore Cam Mack, which is on pace to be the highest average since Brian Carr averaged 6.7 assists per game in 1986-87.

**8** - Nebraska has had eight players score in double-figures during the first eight games of the season. Nebraska has five players averaging at least eight points per game, including four in double figures.

**50** - Returning point total from last season, all by Thorir Thorbjarnarson. That is the lowest by any power conference team since the 2009-10 season.

## PROBABLE STARTERS



#3 Cam Mack | G | So. | 6-2 | 175 | Austin, Texas

**2019-20 Averages:** PPG: 12.4 | RPG: 4.5 | APG: 6.0

**Worth Noting:** Ranks fourth in the Big Ten in assists...Tallied 11 points and six dimes at Georgia Tech... Finished with 10 points, eight rebounds and six assists against Washington State...Scored a season-high 24 points vs. South Dakota State...Nearly recorded a triple double vs. Southern Utah with 13 points, 11 assists and seven boards...Rated the top point guard & No. 3 overall recruit by JUCORecruiting.com in 2019...Averaged 19.1 points, 7.6 assists, 5.9 rebounds and 2.4 steals per game at Salt Lake City CC...Fifth in NJCAA in assists in '18-19...Totaled five 30-point games, including a 40-point outburst against Casper College...Dished out 10 or more assists nine times, including a season-best 14 in one contest.

**Collegiate Career Bests:** Pts: 24 | Reb: 9 | Ast: 11 | Stl: 3

#11 Dachon Burke Jr. | G | Jr. | 6-4 | 180 | Orange, N.J.

**2019-20 Averages:** PPG: 12.4 | RPG: 3.5 | APG: 1.1 | SPG: 1.1

**Worth Noting:** Held to four points at Georgia Tech...Scored a season-high 21 points on 8-of-11 shooting vs. USF...Had 12 of his 14 points in the first half and added five steals vs. George Mason...Had 17 points and seven boards vs. So. Dakota State...Sat out 2018-19 season after two years at Robert Morris...Was a second-team All-Northeast Conference pick in 2017-18, averaging 17.6 points, 5.8 rebounds and 2.1 steals per game... Ranked fourth in the NEC in scoring and led the lead in steals as a sophomore...Totaled 30 double-figure efforts in 2017-18...Played in 33 games as a freshman and averaged 7.6 ppg...Prepped at Coastal Academy, where he averaged 17.2 points, 6.0 assists and 4.0 rebounds per game.

**Collegiate Career Bests (including Robert Morris):** Pts: 29 | Reb: 14 | Ast: 6 | Stl: 6

#23 Jervay Green | G | Jr. | 6-3 | 210 | Denver, Colo.

**2019-20 Averages:** PPG: 10.4 | RPG: 4.8 | APG: 2.9 | SPG: 1.1

**Worth Noting:** Totaled 11 points and five rebounds at Georgia Tech...Finished with 16 points and eight boards vs. Washington State...Led NU with 22 points and added six assists vs. Southern...Tallied 18 points, eight rebounds and three steals vs. Southern Utah...Rated the No. 2 combo guard & No. 8 overall recruit by JUCORecruiting.com in the class of 2019...Totaled 1,278 points in two seasons at WNCC... Second-team NJCAA All-American and Region IX Co-Player of the Year in 2018-19, averaging 23.6 points, 5.7 rebounds and 5.3 assists per game as Western Nebraska CC went 24-8...Ranked eighth nationally in scoring, as he had three 40-point games, highlighted by a 51-point outburst.

**Collegiate Career Bests:** Pts: 22 | Reb: 8 | Ast: 6 | Stl: 3 | Bl: 3

#22 Haanif Cheatham | G | Sr. | 6-5 | 194 | Fort Lauderdale, Fla.

**2019-20 Averages:** PPG: 12.4 | RPG: 5.3 | APG: 1.4

**Worth Noting:** Averaging 15.7 ppg on 65 percent shooting in his last six contests...Recorded his first career double-double with 14 points and 11 rebounds at Georgia Tech...Had a career-high 26-point effort on 8-of-11 shooting vs. USF...Totaled 19 points and seven caroms vs. WSU...Spent 2018-19 season at Florida Gulf Coast, averaging 13.2 points and 4.8 rebounds per game before shoulder surgery...Spent two-plus seasons at Marquette where he started 63 of 70 games...Was chosen as the team's best defender in 2015-16 and 2016-17...Averaged 11.8 ppg as a freshman to earn Big East All-Freshman team honors...Was a top-100 recruit coming out of Pembroke Pines Charter High School, where he averaged 24.0 points, 5.0 rebounds and

**Collegiate Career Bests (including Marquette/FGCU):** Pts: 26 | Reb: 11 | Ast: 6 (3x) | Stl: 3 (4x)

#24 Yvan Ouedraogo | F | Fr. | 6-9 | 260 | Bordeaux, France

**2019-20 Averages:** PPG: 5.4 | RPG: 5.3

**Worth Noting:** Grabbed seven boards in 23 minutes at Georgia Tech...Finished with six points and five boards in a season-high 24 minutes vs. USF...Scored a season-high 11 points, including four in OT, vs. Southern...Grabbed 12 boards and had six points vs. South Dakota State...Top 150 recruit by 247Sports... Played for the French U-18 team at the European Championships, averaging 4.0 points and 3.6 rebounds despite being the second-youngest player on the roster...Attended the National Institute of Sport, Expertise and Performance (INSEP), the same program which produced Clint Capela, Boris Diaw and Tony Parker...Played for French U-16 team in 2018 European Championships, averaging 12.7 ppg and 9.7 rpg.

**Collegiate Career Bests:** Pts: 11 | Reb: 12 | Ast: 2 | Stl: 2 | Bl: 2

## NATIONAL POLLS

## AP TOP 25 (DEC. 2)

No	Team (1st)	Record	Points	Prev.
1	Louisville (48)	1,599	7-0	2
2	Kansas (3)	1,497	6-1	4
3	Maryland	1,446	8-0	5
4	Michigan (9)	1,429	7-0	NR
5	Virginia (5)	1,424	7-0	7
6	Ohio State	1,244	7-0	10
7	North Carolina	1,162	6-1	6
8	Kentucky	1,096	6-1	9
9	Gonzaga	1,095	8-1	8
10	Duke	1,083	7-1	1
11	Michigan State	964	5-2	3
12	Arizona	875	9-0	14
13	Oregon	785	6-2	11
14	Auburn	698	7-0	18
15	Memphis	652	6-1	16
16	Seton Hall	629	6-2	13
17	Florida State	562	7-1	NR
18	Baylor	266	5-1	19
19	Dayton	386	5-1	NR
20	Colorado	371	6-0	21
21	Tennessee	331	6-1	17
22	Washington	222	5-1	23
23	Villanova	192	5-2	22
24	Butler	165	7-0	NR
25	Utah State	112	7-1	15

**Others receiving votes:** Florida 111, Xavier 91, San Diego State 89, Saint Mary's 86, Oklahoma State 85, Texas Tech 43, West Virginia 28, Purdue 24, DePaul 18, Arkansas 17, Indiana 13, Penn State 9, Stephen F. Austin 7, Oklahoma 6, Liberty 5, Notre Dame 2, Richmond 2, Virginia Commonwealth 2, SMU 1, Delaware 1

## USA TODAY COACHES POLL (DEC. 2)

No	Team (1st)	Record	Points	Prev.
1	Louisville (25)	7-0	790	2
2	Virginia (2)	7-0	720	6
3	Kansas (1)	6-1	719	5
4	Maryland (2)	8-0	693	8
5	Michigan (1)	7-0	647	NR
6	Ohio State (1)	7-0	641	9
7	North Carolina	6-1	567	4
8	Duke	7-1	548	1
9	Gonzaga	8-1	513	7
10	Kentucky	6-1	507	11
11	Arizona	9-0	484	14
12	Michigan State	5-2	481	3
13	Auburn	7-0	395	17
14	Oregon	6-2	312	10
15	Seton Hall	6-2	285	13
16	Baylor	5-1	269	18
17	Dayton	5-1	258	NR
18	Memphis	6-1	231	20
19	Florida State	7-1	207	NR
20	Tennessee	6-1	198	16
21	Colorado	6-0	149	24
22	Villanova	5-2	143	21
23	Washington	5-1	126	22
24	Butler	7-0	79	NR
25	Oklahoma State	7-0	68	NR

**Others receiving votes:** Utah St. 62; Florida 60; Xavier 59; Texas Tech 30; St. Mary's 26; VCU 23; San Diego St. 19; Purdue 17; Oklahoma 16; West Virginia 12; DePaul 12; Kansas State 10; Arkansas 8; Wichita St. 4; Texas 3; Indiana 3; Stanford 2; Penn St. 2; Tulane 1; Stephen F. Austin 1.

## BIG TEN STANDINGS/SCHEDULE (AS OF DEC. 4)

Team	B1G	Pct.	Overall	Pct.
Maryland	0-0	.000	9-0	1.000
Indiana	0-0	.000	8-0	1.000
Ohio State	0-0	.000	8-0	1.000
Michigan	0-0	.000	7-1	.875
Penn State	0-0	.000	7-1	.875
Illinois	0-0	.000	6-2	.750
Iowa	0-0	.000	6-2	.750
Rutgers	0-0	.000	6-2	.750
Michigan State	0-0	.000	5-3	.625
Purdue	0-0	.000	5-3	.625
Northwestern	0-0	.000	4-3	.571
Minnesota	0-0	.000	4-4	.500
Nebraska	0-0	.000	4-4	.500
Wisconsin	0-0	.000	4-4	.500

## SCHEDULE

## Dec.

1	Maryland 84, Marquette 63		
2	Miami (FL) 81, Illinois 79 Minnesota 78, Clemson 60		
3	Northwestern 82, Boston College 64 Iowa 68, Syracuse 54 Louisville 58, Michigan 43 Indiana 80, Florida St. 64 Pittsburgh 71, Rutgers 60 Duke 87, Michigan State 75		
4	Georgia Tech 73, Nebraska 56 Maryland 72, Notre Dame 51 Purdue 69, Virginia 40 North Carolina St. 69, Wisconsin 54 Penn State 76, Wake Forest 54 Ohio State 74, North Carolina 49		
6	*Iowa at Michigan	5:30 p.m.	FS1
7	*Penn State at Ohio State Nebraska at Creighton *Indiana at Wisconsin *Illinois at Maryland	11 a.m. 1:30 p.m. 3:30 p.m. 4 p.m.	BTN FS1 BTN ESPN2
8	*Northwestern at Purdue *Rutgers at Michigan State	4 p.m. 6 p.m.	BTN BTN
9	*Minnesota at Iowa	7 p.m.	BTN
10	*Maryland at Penn State Indiana vs. Connecticut	6 p.m. 8 p.m.	ESPN2 ESPN
11	*Wisconsin at Rutgers *Michigan at Illinois	6 p.m. 8 p.m.	BTN BTN
12	Iowa at Iowa State	7 p.m.	ESPN2
13	*Nebraska at Indiana	7 p.m.	BTN
14	Michigan State vs. Oakland Oregon at Michigan Alabama at Penn State Seton Hall at Rutgers Old Dominion at Illinois	11 a.m. 11 a.m. 1 p.m. 3 p.m. 5 p.m.	ESPN2 CBS BTN BTN BTN
15	*Purdue at Nebraska SIU-Edwardsville at Northwestern *Ohio State at Minnesota	3 p.m. 3 p.m. 5:30 p.m.	BTN ESPNU BTN

## SCOUTING CREIGHTON

The Bluejays come into Saturday's game with a 6-2 mark following a 12-point win over Oral Roberts Tuesday evening. The Bluejays returned nine letterwinners and four starters from a team that went 20-15 and reached the quarterfinals of the NIT. Creighton is 5-0 at home and 1-2 away from the CHI Health Center in 2019-20. Creighton's two losses came at Michigan in the Gavitt Games and against San Diego State in Las Vegas last weekend.

Creighton's strength is an offensive attack that averages 75.1 points per game and averages 9.4 3-pointers per game. Sophomore guard Marcus Zegarowski leads the Bluejays with 17.9 points and 4.3 assists per game, while shooting nearly 50 percent from the floor. He is one of three Bluejays averaging double figures, joining Ty-Shon Alexander (15.9 ppg) and Mitch Ballock (12.6 ppg). Creighton has seven players averaging at least five points per game.

Greg McDermott is in his 10th year at CU after coaching at Iowa State, Northern Iowa, North Dakota State and Wayne State.

**Series History:** Nebraska and Creighton are meeting for the 53rd time in series history on Saturday, as the teams have tied at 26 wins apiece. It is the longest non-conference series on the Huskers' schedule. The home team has won 11 of the last 14 years, while Nebraska snapped a seven-game losing streak in the series with its win at Pinnacle Bank Arena last season. The Huskers' last win in Omaha was a 71-70 win in the 2004 NIT.

## LAST SEASON'S MATCHUP

All five starters scored in double figures as No. 24/25 Nebraska used a balanced and efficient offensive attack to cruise to a 94-75 victory over Creighton. Nebraska scored 47 points in each half while putting up the third-highest point total in its 52 all-time meetings with Creighton. The Huskers, who led by as many as 22, were up 13 at the half and Creighton never got closer than nine in the second half. James Palmer Jr. paced the Husker offense with 30 points, hitting 9-of-12 shots from the field, including a career-high six 3-pointers, and he was a perfect 6-of-6 from the line. Thomas Allen added a career-high 18 points on 7-of-11 shooting, while Isaiah Roby chipped in 15 points and grabbed a game-high eight rebounds.

## LAST TIME OUT

Haanif Cheatham produced his first career double-double for the Huskers, but Georgia Tech's Michael Devoe flirted with a triple-double to lead Georgia Tech to a 73-56 victory in a Big Ten/ACC Challenge matchup.

Cheatham paced the Huskers with 14 points and 11 rebounds, the first double-figure rebounding game of his career. Cam Mack, Jervay Green and Thorir Thorbjarnarson all added 11 points for Nebraska, but the Huskers shot just 32 percent from the field – including 25 percent in the second half – and were 8-of-18 from the free throw line. Nebraska (4-4) also committed a season-high 18 turnovers which led to 18 Yellow Jacket points.

Devoe, the ACC's leading scorer, put up 26 points, eight rebounds and seven assists for Georgia Tech (4-2), reaching the 20-point plateau for the fifth time in six games. Moses Wright added 18 points and nine rebounds for the Yellow Jackets, who trailed by four late in the first half before outscoring Nebraska 21-6 over the final four minutes of the opening period and the first four minutes of the second half to pull away for the win.

## DID YOU KNOW

- Saturday's game will be the second head coaching matchup between Nebraska's Fred Hoiberg and Creighton's Greg McDermott. The first came on Nov. 21, 2010, when Iowa State beat Creighton, 91-88, at the Global Sports Hy-Vee Challenge in Des Moines, Iowa.
- Hoiberg was hired to replace McDermott when he took the Creighton job after four seasons in Ames in April of 2010, and took the Cyclone program to new heights. In Hoiberg's first season, ISU won 16 games which was the most since the 2005-06 season before beginning a string of four straight NCAA appearances with the Cyclones.
- Thorir Thorbjarnarson is the only Husker with experience in the Nebraska-Creighton series, as he played the final minute of last year's win in Lincoln. Senior Haanif Cheatham has taken on Creighton four times, averaging 4.5 ppg and 4.0 rpg. Cheatham had his best game vs. Creighton in his last game in Omaha, scoring 11 points and grabbing seven rebounds in a 102-94 win over No. 7 Creighton during the 2016-17 season.
- Saturday's game is the fourth consecutive game away from Lincoln for the Huskers and the middle of a three-game road trip. In all, NU will play six straight games away from Lincoln - the longest stretch since the 1997-98 season - before returning home to take on Purdue on Dec. 15. In all, Nebraska will go 24 days between home games.
- Through the first eight games, 76.4 percent of the Huskers' offense has come from players who were added in the offseason, including six of Nebraska's top seven scorers.
- The Big Ten won both of its challenges for the first time, going 5-3 against the Big East in the Gavitt Tipoff games and posting an 8-6 mark to win the Big Ten/ACC Challenge. The Big Ten has won the last two Gavitt Tipoff Games, while the Big Ten's win over the ACC was the first by the conference since 2015.

## SERIES HISTORY

DATE	LOC.	RESULT	SCORE	DATE	LOC.	RESULT	SCORE
1922-23	A	L	24-46	12-7-94	H	W	85-57
1923-24	H	W	25-21	12-6-95	A	W	88-67
2-28-25	A	W	15-11	1-8-97	H	W	71-52
1-9-26	A	W	20-15	12-10-97	A	L	73-84
2-15-26	H	L	11-15	12-9-98	H	W	76-60
3-4-32	A	L	18-47	12-9-99	A	L	72-89
3-7-32	H	L	26-28	1-2-01	H	L	51-62
12-9-77	H	W	65-58	12-12-01	A	L	70-76
12-9-78	A	L	61-78	12-21-02	H	L	73-81
12-8-79	H	W	64-55	12-10-03	A	L	54-61
12-6-80	A	L	61-66 (OT)	3-16-04	A	W	71-70
12-5-81	H	W	86-46	12-11-04	H	L	48-50
12-4-82	A	W	65-62	12-11-05	A	L	44-70
12-3-83	H	W	65-56	11-18-06	H	W	73-61
3-15-84	A	W	56-54	11-24-07	A	L	62-74
12-8-84	A	W	78-73	11-29-08	H	W	54-52
12-7-85	H	W	71-52	12-06-09	A	L	61-67
12-6-86	A	L	66-78	12-5-10	H	W	59-54
1-3-87	H	W	70-65 (OT)	12-4-11	A	L	66-76
12-9-87	A	L	73-88	12-6-12	H	L	42-64
11-26-88	H	W	86-77	12-8-13	A	L	67-82
12-14-89	A	L	83-86	12-7-14	H	L	55-65
12-6-90	H	W	97-63	12-9-15	A	L	67-83
12-7-91	A	W	90-85	12-7-16	H	L	62-77
12-10-92	H	W	100-83	12-9-17	A	L	65-75
12-9-93	A	W	67-53	12-8-18	H	W	94-75

• One of the biggest points of emphasis for Hoiberg and his staff has been to shoot better from 3-point range, and that work has paid off in recent games despite Wednesday's performance at Georgia Tech. Over the last five games, NU is shooting nearly 40 percent from 3-point range and averaging 8.6 3-pointers per game after shooting just 23 percent in the first three games of the season.

#### Huskers' 3-Point Improvement

Category	First 3 Games	Last 5 Games
3 Pt. Pct.	.231	.394
3-Pointers/Gm	6.0	8.6
Att./Gm	26.0	21.8

• As a team, the Huskers have shot 49 percent or better from the floor in four of their last six contests after shooting 34 percent in the first two games of the year. In that stretch, the Huskers are shooting 47.1 percent from the field.

• Nebraska put together one of its best rebounding performances of the season against Georgia Tech, as it was out-rebounded just 47-44. NU limited the Yellow Jackets to just seven second-chance points, which was a season-low for a Husker opponent.

• Nebraska has put at least four players in double figures in seven of the last eight games dating back to Nov. 9. The only time it didn't occur was against South Florida on Nov. 27, when the Huskers had a pair of 20-point scorers in Haanif Cheatham (26) and Dachon Burke Jr. (21). The Huskers put five players in double figures against Washington State on Nov. 25, the first time Huskers accomplished the feat since a win over Creighton last December.

• The Huskers have averaged 77 points per game since the opening night loss to UC Riverside, including 90+ points in consecutive games against South Dakota State (90) and Southern (93). That marked the first time that the Huskers have scored 90 or more points in consecutive games since the 1999-2000 season.

• Senior guard Haanif Cheatham earned a spot on the Cayman Islands Classic All-Tournament team last week, as he averaged 19.0 ppg on 70 percent shooting, including 5-of-8 from 3-point range, in helping the Huskers to a 2-1 mark. Cheatham had 19 points and seven boards in the win over Washington State and a career-high 26 point night against South Florida. He needs just 59 to reach 1,000 points for his career.

• Nebraska enters Saturday's game fourth in the Big Ten in turnover margin at +3.0 per game despite a season-high 18 turnovers against Georgia Tech. It marked the only time this season NU had more than 15 turnovers in a game. During his tenure at Iowa State, Hoiberg's teams ranked in the top three in fewest turnovers per game in four of his five seasons at the school.

• Nebraska's 14 first-year players on the roster matches TCU for the most in the nation in research done by the Utah SID John Vu. Only four teams (TCU-14, Nebraska-14, East Carolina-13 and Utah-12) have at least 12 newcomers on their 2019-20 rosters. Nebraska returns a national-low 1.9 percent of its scoring from last season and the 50 returning points is the lowest by any power conference team since 2009 according to noted statistician Ken Pomeroy.

#### Fewest Returning PPG from 2018-19

No.	School	Returning PPG	Pct. of Scoring
1.	Nebraska	2.0 PPG	1.9%
2.	Tulane	10.8 PPG	12.2%
3.	South Dakota St.	15.8 PPG	16.9%
4.	Virginia Tech	13.3 PPG	18.1%
5.	Washington	13.9 PPG	19.8%

Courtesy: Virginia Tech SID office

• Nebraska has already played two overtime games in the first month of the season. The school record for OT games is four, set most recently during the 2007-08 campaign.

• Cam Mack's 13-point, 11-assist performance vs. Southern Utah on Nov. 9 marked just the sixth time in the last 30 years that a Husker has had a points-assist double-double. Mack is third in the Big Ten with 6.0 assists per game and has three games with at least seven assists.

#### Husker Points/Assists Double-Doubles (Last 30 years)

No.	Pts.	Asst.	Opponent
Cam Mack	13	11	vs. Southern Utah, 11/11/19
Glynn Watson Jr.	10	10	vs. Cal State Fullerton, 12/20/18
Lance Jeter	10	10	vs. Kansas, 2/5/11
Lance Jeter	12	12	at Kansas State, 2/7/10
Sek Henry	11	11	at TCU, 11/21/09
Tom Wald	11	11	vs. Appalachian State, 12/31/94

## SETTING A FAST PACE

Not only are the Huskers adjusting to a whole new roster, but playing at a significantly faster pace than in previous years. The Huskers are 18th nationally in offensive tempo, as their average possession is 15.1 seconds, which leads to NU ranking 41st nationally in adjusted tempo, averaging 73.3 possessions per 40 minutes. NU is second in the Big Ten in tempo after ranking eighth in the Big Ten and 238th nationally in 2018-19.

• In his five seasons as a college coach, Hoiberg's teams have ranked in the top 20 in offensive tempo four times, including top-10 rankings in both 2014 and 2015.

• Hoiberg's first Iowa State team in 2010-11 jumped from 93rd to 34th nationally in tempo and ranked in the top 40 nationally in tempo in four of his five seasons in Ames, including top-15 nationally in his last two campaigns.

• In the KenPom era (1997-present), only one Husker team has ranked among the top 100 nationally in tempo - the 1999-2000 Huskers under Danny Nee.

## LEARFIELD/IMG COLLEGE HUSKER SPORTS NETWORK

#### Kent Pavelka

- Is in his 33rd season of calling Husker basketball
- Called NU basketball for two stretches from 1974-1996 before returning to play-by-play duties in 2006-07
- Called his 1,000th Husker basketball game in 2018-19
- Six-time Nebraska Sportcaster of the Year who was inducted into the Nebraska Broadcasters Hall of Fame in 2019

#### Jake Muhleisen

- Is in his second season as full-time color analyst after filling in part time for several seasons
- Four-year starter at Nebraska from 2002-05
- Three-year team captain during his career

#### Ben McLaughlin

- Co-hosts Sports Nightly and works on the HSN football and baseball broadcasts

#### 2019-20 Network Affiliates

City	Station	Location
Ainsworth	KBRB	1400 AM
Alliance	KCOW	1400 AM
Beatrice	KWBE	1450 AM
Broken Bow	KBBN	95.3 FM
Chadron	KCSR	610 AM
Columbus	KJSK	900 AM
Fairbury	KGMT	1310 AM
Falls City	KTNC	1230 AM
Fremont	KFMT	105.5 FM
Grand Island	KRGI	1430 AM
Hastings	KHAS	1230 AM
Holdrege	KUVR	1380 AM
Kearney	KGFV	1340 AM
Lexington	KRVN	880 AM
Lincoln	KLIN	1400 AM
McCook	KSWN	93.9 AM
Nebraska City	KNCY	1600 AM
Nebraska City	KBIE	103.1 FM
Norfolk	KNEN	94.7 FM
North Platte	KODY	1240 AM
North Platte	KXNP	106.1 FM
O'Neill	KRBX	102.9 FM
Omaha	KXSP	590 AM
Scottsbluff	KNEB	960 AM
Sidney	KSID	1340 AM
Superior	KRFS	1600 AM
Superior	KRFS	103.9 FM
Valentine	KVSH	940 AM

#### Nationwide

- Huskers.com and Huskers App
- TuneIn.com/Huskers and TuneIn App
- SiriusXM Satellite Radio

**QUICK FACTS**

**University of Nebraska Information**

Location ..... Lincoln, Neb.  
 Founded ..... 1869  
 Enrollment ..... 25,332  
 Nickname ..... Cornhuskers, Huskers  
 Colors ..... Scarlet & Cream  
 Affiliation ..... NCAA Division I  
 Conference ..... Big Ten Conference  
 Home Arena ..... Pinnacle Bank Arena  
 Capacity/Year Opened ..... 15,000/2013  
 Chancellor ..... Ronnie Green  
 Faculty Rep. .... Josephine Potuto, J.D.  
 Athletics Director ..... Bill Moos  
 Deputy A.D./Chief of Staff ..... John Johnson  
 Athletic Dept. Phone ..... (402) 472-4224  
 Assistant A.D./Ticketing ..... Holly Adam  
 Ticket Office Phone ..... (402) 472-3111 or 1-800-8BIGRED  
 Website ..... Huskers.com

**Basketball History**

First year of basketball ..... 1896-97  
 Regular-season conference titles (last) ..... 7 (1950)  
 Postseason conference titles (last) ..... 1 (1994)  
 All-time postseason appearances ..... 26  
 All-time postseason record ..... 24-25  
 NCAA Appearances (last) ..... 7 (2014)  
 NIT Appearances (last) ..... 19 (2019)

**Basketball Staff**

Head Coach ..... Fred Hoiberg  
 Alma Mater (Year) ..... Iowa State (1995)  
 Record at Nebraska ..... 4-4 (1st season)  
 Overall NCAA Coaching Record ..... 119-60 (6th season)  
 Assistant Coaches ..... Matt Abdelmassih (1st season)  
 ..... Armon Gates (2nd season)  
 ..... Doc Sadler (1st season as asst./7th season overall)  
 Special Assistant to the Head Coach ..... Bobby Lutz (1st season)  
 Strength Coach ..... Tim Wilson  
 Graduate Managers ..... Vince Fritz and Jon Harris Jr.  
 Director of Operations ..... Luca Virgilio  
 Asst. Director of Operations ..... Sheryl Burbach  
 Video Coordinator ..... Matt Holt  
 Director of Player Development ..... Buzzy Caruthers  
 Assistant Athletic Trainer ..... R.J. Pietig  
 Equipment Manager ..... Pat Norris

**2019-20 Team Information**

2018-19 Record ..... 19-17 (13-5 H, 2-10 A, 4-2 N)  
 Big Ten Record (Finish) ..... 6-14 (13th)  
 Big Ten Championship ..... 2-1, def. Rutgers, 68-61  
 ..... def. Maryland, 69-61; lost to Wisconsin, 62-66  
 Postseason ..... NIT 1-1; def. Butler, 80-76; lost at TCU, 72-88  
 Starters Returning/Lost ..... 0/5  
 Lettermen Returning/Lost ..... 1/11  
 Scholarship Newcomers ..... 11

**Communications Contact**

Sr. Assoc. Director/MBB Contact ..... Shamus McKnight  
 Office Phone ..... (402) 472-777  
 Cell Phone ..... (402) 540-0268  
 E-Mail ..... smcknight@huskers.com  
 Press Row Phone ..... (402) 904-5925  
 Communications Mailing Address .....  
 ..... One Memorial Stadium, P.O. Box 880123,  
 ..... 800 Stadium Drive, Lincoln, NE 68588-0123

**JUCO ADDITIONS AMONG THE NATION'S BEST**

Two of the cornerstones of the Huskers' recruiting class were junior college transfers Cam Mack and Jervay Green. Mack (third) and Green (eighth) were both ranked in the top 10 nationally by JUCORECRUITING.COM in the 2019 recruiting class and have played a crucial role for the Huskers early in 2019-20.

Mack, who was listed as the top JC point guard recruit in the country, enters the Creighton game averaging 12.4 points per game while leading the Huskers in assists (6.0), steals (1.5) and assist-to-turnover ratio (2.2-to-1). He is also second in rebounding at 4.9 caroms per game.

- Mack enters the weekend as the only Big Ten player who ranks in the top 10 in both assists (fourth) and steals (eighth)
- His 6.0 assists per game is on pace to rank third in school history, trailing only Brian Carr, who averaged 7.9 assists per game in 1984-85 and 6.7 assists per game in 1985-86.

- He has reached double figures six times, including a season-high 24-point performance against South Dakota State on Nov. 15.

- Mack made a run at the first triple-double in school history against Southern on Nov. 9, finishing with 13 points, 11 assists and seven rebounds. His 11 assists against the Thunderbirds were the most by a Husker since the 2009-10 campaign.

- Last season at Salt Lake CC, Mack averaged 19.1 points, 7.6 assists and 5.9 rebounds per game, ranking fifth nationally in assists per game. He totaled nine double-doubles and three triple doubles as a freshman and dished out 10-or-more assists nine times.

Green was rated as the No. 2 combo guard nationally after a stint at Western Nebraska CC, has been a jack-of-all-trades for the Big Red, averaging 10.4 points along with 4.8 rebounds and 2.9 assists per game. He ranks on the top three on the squad in rebounding, assists, steals, blocks and 3-pointers.

- Against Georgia Tech, Green finished with 11 points, including a trio of 3-pointers, and five rebounds.
- He nearly posted a double-double against Washington State with 16 points and eight rebounds in 27 minutes.

- Green turned in his best performance of the year against Southern on Nov. 22, scoring 22 points and dishing out six assists in the win overtime win. His two 3-pointers helped key a 10-0 spurt in overtime to seal the win.

- He nearly had a double-double against Southern Utah with 18 points and a team-high eight rebounds, as he sent the game into overtime with a 3-pointer at the buzzer.

- Green garnered NJCAA All-America honors at WNCC in 2019, averaging 23.6 points, 5.7 rebounds and 5.3 assists per game. He was eighth nationally in scoring and had six 30-point games, including a school-record 51-point outburst.

**CHEATHAM MAKES IMPACT ON BOTH ENDS**

Fifth-year senior Haanif Cheatham has been one of the leaders for a young Husker team. The guard from Fort Lauderdale, Fla., is NU's most experienced player, as he played in 80 games between Marquette and Florida Gulf Coast before transferring to Nebraska for his final year. Cheatham's biggest impact has been on the defensive end, where he has the ability to guard multiple spots. Cheatham, who had not played since last December following shoulder surgery that ended his 2018-19 season after 10 games, has playing some of the best basketball of his career in the last 10 days, averaging 18.0 points and 5.5 rebounds over the last four games.

- Cheatham comes off his first career double-double with 14 points and a career-high 11 rebounds at Georgia Tech on Dec. 4.

- He was in double figures all three games of the Cayman Islands Classic, averaging 19.0 ppg including a career-best 26-point effort against South Florida to garner all-tournament honors.

A former top-100 recruit out of high school, he was named Marquette's top defensive performer in each of his two full seasons at Marquette.

**CHEATHAM TRACKER**

Category	1st 4 Games	Since
PPG	6.8	18.0
RPG	5.0	5.5
FG Pct.	.500	.659
3-Pt. Pct.	.000	.556
FT Pct.	.385	.684

**OUEDRAOGO ADDS NAME TO SHORT LIST OF TRUE FROSH**

Freshman Yvan Ouedraogo became the first true freshman to start a season opener at Nebraska since 2013 when he started against UC Riverside on Nov. 5.

- Ouedraogo, who became the first true freshman to start in the frontcourt since Brandon Ubel in 2009, had nine points, three rebounds and a pair of steals and a blocked shot in 21 minutes of action.

- He is just the 11th true freshman and 13th freshman overall to start a season opener in the last 25 years at Nebraska, joining a group which includes 1,000-point scorers Tai Webster, Ryan Anderson, Cookie Belcher and Tyronn Lue.

- Ouedraogo has started all eight games for the Huskers, averaging 5.4 points and a team-high 5.3 rebounds per game in just under 20 minutes per game.

- He has grabbed five or more rebounds in each of his last three games, including seven at Georgia Tech on Dec. 7.

- He could become just the third freshman to lead NU in rebounding in a season, joining Aleks Maric (2005-06) and John Turek (2001-02).

- He enjoyed his offensive effort of the season with 11 points, including six in overtime, and four rebounds against Southern on Nov. 22. He snared a team-high 12 rebounds against South Dakota State on Nov. 15.

Ouedraogo, who doesn't turn 18 until after the 2020 Big Ten Tournament, played for the French U-18 squad at the 2019 European Championships in July, averaging 4.0 points, 3.6 rebounds per game as France went 6-1 and finished fifth in the competition.

**FRESHMEN STARTERS IN OPENER**

Freshman	Pos.	Year
Yvan Ouedraogo	F	2019-20
Tai Webster	G	2013-14
Benny Parker	G	2012-13
Jorge Brian Diaz*	C	2009-10
Brandon Ubel	F	2009-10
Cookie Miller	G	2007-08
Sek Henry	G	2006-07
Ryan Anderson	G	2006-07
Marcus Walker	G	2005-06
Jake Muhleisen	G	2001-02
Brian Conklin*	F	2000-01
Cookie Belcher	G	1996-97
Tyronn Lue	G	1995-96

\*-redshirt freshman

## BURKE SHOWS SCORING TOUCH

The other returnee from the 2018-19 season, Dachon Burke Jr. waited in the wings after transferring from Robert Morris. A 6-foot-4 guard, Burke has quickly shown the skills to flourish in Fred Hoiberg's attack, averaging a team-high 12.4 points and 3.5 rebounds per game. Burke has reached double figures five times, including a 17-point, seven-rebound effort against South Dakota State on Nov. 15 and a 21-point performance against South Florida on Nov. 27.

Two years ago, Burke was one of the best players in the Northeast Conference, averaging 17.6 points per game while adding 5.8 rebounds and a conference-best 2.1 steals per contest.

## CROSS LIFTS BENCH PRODUCTION

Freshman Kevin Cross has been an early contributor for the Huskers. The 6-foot-8 freshman from Little Rock, Ark., has been the first Husker off the bench in all eight games and ranks fifth on the team in scoring at 8.5 points per game while chipping in 3.8 rebounds per game.

- Cross has found his shooting touch in recent games, shooting 51 percent (27-of-53) in his last seven contests. He had shot 50 percent or better from the field in five straight games before being held scoreless against South Florida on Nov. 27. He had two points in Wednesday's loss at Georgia Tech.

- He played a complete game in the win over Washington State, scoring 14 points, grabbing a season-high eight rebounds and blocking two shots in 27 minutes

- Cross played a big role in NU's comeback against Southern, scoring all eight of his points in the second half as the Huskers overcame an eight-point deficit.

- He was efficient against South Dakota State, finishing with 10 points on 4-of-5 shooting and two blocked shots.

- Against Southern Utah, he had a team-high 19 points, becoming the first freshman in 73 games to pace the Huskers in scoring. His 19 point effort was the highest by a Husker rookie since Shavon Shields in 2013.

- Cross has lost nearly 20 pounds since arriving on campus this summer, and showed glimpses of his potential during NU's trip to Italy, reaching double figures twice in four contests.

## KAVAS IS ONE OF NATION'S TOP SHOOTERS

Senior transfer Matej Kavas comes to Nebraska with a reputation as one of the nation's top 3-point shooters. The 6-foot-8 guard is a career 44 percent shooter from 3-point range, and has shot 40 percent or better in all three of his seasons at Seattle. Kavas' .440 career percentage ranks seventh among active Division I players. As a sophomore at Seattle, Kavas led the WAC in both 3-point percentage (.464) and 3-pointers per game (2.8).

- To put Kavas' shooting in perspective, Nebraska's career mark for career 3-point percentage is .432 by Brian Conklin (2001-04) and only five players in school history have shot 40 percent in their Husker career with a minimum of 100 3-pointers.

- Kavas' 183 career 3-pointers would rank sixth on NU's career list while his 91 3-pointers as a sophomore would top NU's single-season mark (Cary Cochran, 89, 2001-02).

- He is shooting just 27 percent so far this season from 3-point range, but has enjoyed three double-figure efforts, most recently against George Mason on Nov. 26.

### Top Active 3-Point Shooters in Division I (as of Dec. 2)

No.	Player, Schools	Yr.	GP	3pt.	Att	Pct.
1.	Luke Avdalovic, Northern Ariz.	So.	35	92	186	0.495
2.	Tyrell Gumbs-Frater, Coastal Carolina	Sr.	57	125	265	0.472
3.	Ladan Ricketts, Montana St.	Sr.	38	87	185	0.470
4.	Justin Jaworski, Lafayette	Jr.	66	167	362	0.461
5.	Storm Murphy, Wofford	Jr.	76	113	254	0.445
6.	Jordan Dartis, Ohio	Sr.	101	258	588	0.439
7.	<b>Matej Kavas, Nebraska</b>	<b>Sr.</b>	<b>92</b>	<b>183</b>	<b>418</b>	<b>0.438</b>

## WHAT'S BACK FOR THE HUSKERS

Nebraska returns one letterwinner and one other player from last year's team that went 19-17 and reached the second round of the NIT. Junior guard Thorir Thorbjarnarson was the only player who has seen regular-season action for the Huskers entering the 2019-20 campaign. He averaged 2.0 points and 2.1 rebounds per game last year.

- According to research by noted basketball statistician Ken Pomeroy, the 50 returning points on Nebraska's 2019-20 roster is the lowest total for a power conference team since 2009, when Indiana returned just 28 points from the previous season.

- Since 2000, it is only the fourth time where the Huskers have returned less than 40 percent of the team's scoring output from the previous year (also 2012-13, 2009-10 and 2001-02). In that stretch, the lowest was 24 percent in 2012-13.

- The seven returning starts are the lowest in the last 20 years (41 entering 2001-02).

### What's Returning (Last Five Seasons)

Category	2019-20	2018-19	2017-18	2016-17	2015-16
Pct. of scoring	1.9	73.4	50.0	45.8	40.0
Pct. of rebounding	4.2	61.4	44.9	51.9	33.3
Pct. of assists	6.2	71.5	48.9	52.6	51.1
Pct. of blocked shots	3.3	67.2	47.4	64.3	15.6
Pct. of steals	5.4	68.0	61.1	51.6	52.6
Pct. of minutes	4.2	74.5	55.4	52.4	42.4

## TOP-10 PINNACLE BANK ARENA CROWDS

No.	Attend.	Opponent	Date
1.	15,998	Wisconsin	March 9, 2014
2.	15,991	Penn State	Feb. 25, 2018
3.	15,987	Tennessee-Martin	Nov. 28, 2014
4.	15,978	Northwestern	March 1, 2014
5.	15,952	Iowa	Jan. 27, 2018
6.	15,950	Creighton	Dec. 8, 2018
7.	15,949	Arkansas State	Dec. 14, 2013
8.	15,946	South Dakota State	Nov. 15, 2019
9.	15,945	Minnesota	Jan. 26, 2014
10.	15,933	Iowa	Feb. 22, 2015

## RECORD AT PINNACLE BANK ARENA

Season	Wins	Losses	Pct.
2013-14	15	1	.938
2014-15	10	6	.625
2015-16	10	8	.556
2016-17	8	8	.500
2017-18	16	1	.941
2018-19	13	5	.722
2019-20	2	2	.500
<b>Totals</b>	<b>74</b>	<b>31</b>	<b>.705</b>

## ROBY EARNS SECOND-ROUND SELECTION

Isaiah Roby ended Nebraska's NBA Draft drought, as he was selected in the second round by the Detroit Pistons (No. 45 overall) before his rights were traded to Dallas. It was the highest a Husker basketball player had been picked since Tyrone Lue went with the No. 23 pick in the 1998 NBA Draft.

## HUSKERS IN THE PROS

### NBA or NBA G League

Player (Years at NU)	Current Team	League
Isaiah Roby (2017-19)	Dallas Mavericks	NBA/G League
Andrew White III (2015-16)	Westchester Knicks	G League
Evan Taylor (2017-18)	Agua Caliente Clippers	G League
James Palmer Jr. (2018-19)	Agua Caliente Clippers	G League
Isaac Copeland Jr. (2018-19)	Texas Legends	G League

### Overseas

Player (Years at NU)	Current Team	Country
Steffon Bradford (2000-01)	SG Bergishe Loewen	Germany
Jason Dourisseau (2003-06)	Donar Groningen	Holland
Kris Douse (2007)	BC Mess	Luxembourg
Sek Henry (2007-10)	New Zealand Breakers	Australia
Ryan Anderson (2007-10)	Niagara River Lions	Canada
Christian Stanhardinger (2010-11)	San Migeul	Philippines
Toney McCray (2009-12)	Club Doha	Qatar
Caleb Walker (2011-12)	Fos Provence	France
Jorge Brian Diaz (2010-12)	Quebradillas	Puerto Rico
Ray Gallegos (2010-14)	Laguneros	Mexico
Terran Petteway (2014-15)	Pistoria	Italy
Tarin Smith (2015)	Orzi Basket	Italy
Shavon Shields (2013-16)	Baskonia	Spain
Tai Webster (2014-17)	Galatasaray	Turkey
Jack McVeigh (2016-18)	Adelaide	Australia
Duby Okeke (2018)	Hestia Menorca	Spain
Glynn Watson Jr. (2016-19)	Lavrio	Greece

**Big Ten Team Rankings (Dec. 4)**

Category	Overall (Rk.)	B1G (Rk.)
Scoring Offense	73.5 (10)	-
Scoring Defense	75.0 (14)	-
Scoring Margin	-1.8 (14)	-
Free Throw Pct.	.563 (14)	-
Field Goal Pct.	.435 (12)	-
Field Goal Pct. Def.	.416 (11)	-
3-Point Pct.	.326 (9)	-
3-Point Pct. Def	.290 (3)	-
Rebounding Margin	-12.4 (14)	-
Blocked Shots	3.5 (11)	-
Assists	13.6 (12)	-
Steals	6.0 (6)	-
Turnover Margin	+2.4 (4)	-
3-Pointers/Gm	7.6 (6)	-

**Big Ten Individual Leaders (Dec. 4)**

Category	Name	Overall (Rk.)	B1G (Rk.)
Scoring	Burke	12.4 (26)	
	Mack	12.4 (26)	
	Cheatham	12.4 (26)	
FG Pct.	Cheatham	.603 (11)	
Assists	Mack	6.0 (4)	
Steals	Mack	1.5 (8)	
Asst./To Ratio	Mack	2.2 (7)	
Minutes	Mack	34.0 (2)	
	Cheatham	32.8 (5)	
	Green	31.5 (8)	

**HUSKERS TO PARTICIPATE IN 2020 MYRTLE BEACH INVITATIONAL**

A potential old conference matchup could be on the horizon, as ESPN announced the field for the 2020 Myrtle Beach Invitational on Nov. 21.

The third-annual event is held in the HTC Center on the campus of Coastal Carolina and takes place Nov. 19, 20 and 22, 2020. The eight-team field for the event includes Charlotte (Conference USA), Dayton (Atlantic 10), Loyola (Missouri Valley), Missouri (Southeastern), Penn (Ivy), Pittsburgh (Atlantic Coast) and Utah State (Mountain West).

In all, four of the eight teams reached postseason play last season, including Utah State, Dayton and Loyola (Chicago) along with the Huskers.

The Huskers and Missouri have a long history that dates back to 1908. The teams have squared off 219 times over the years, but have not met since the Huskers joined the Big Ten in 2011. NU topped Dayton in the 2016 Wooden Legacy, while a potential matchup with Penn could be the first since the Quakers upset the Huskers in the 1994 NCAA Tournament.

NU has played Pitt just four times, but not since 2000, while the Huskers and Utah State have not played since 1978. Charlotte is the only team in the field the Huskers have not played.

**TRANSFERS BRING MUCH-NEEDED EXPERIENCE**

While Nebraska has only one player who has previously played at Nebraska (Thorir Thorbjarnarson), a good portion of the roster has Division I experience. The Huskers feature six transfers who have combined for more than 3,000 points at the Division I level. Dachon Burke Jr. is the only returnee in the group after he began his collegiate career at Robert Morris before sitting out the 2018-19 season at Nebraska.

**Experienced Additions (Entering 2019-20)**

Player	School	Points	Rebounds	Assists
Dalano Banton ^	Western Kentucky	105	92	65
Dachon Burke Jr.	Robert Morris	813	312	104
Haanif Cheatham	Marquette/FGCU	842	296	170
Matej Kavaz	Seattle	980	358	72
Shamiel Stevenson ^	Pittsburgh/Nevada	288	148	36
Derrick Walker^	Tennessee	92	107	16
<b>Totals</b>		<b>3,120</b>	<b>1,313</b>	<b>463</b>

^ - Will not be eligible until 2020-21

**RETOOLING A ROSTER IN SIX WEEKS**

Fred Hoiberg and his staff retooled the Nebraska roster following his introduction in early April. The Huskers signed a recruiting class that was in the top 50 nationally in just six weeks. The 14-member class includes 11 scholarship players and three walk-ons and is a mixture of grad transfers, transfers, JUCOs and freshmen.

**2019 Recruiting Class Highlights**

- Ranked No. 41 nationally by 247Sports, the program's second-highest class ranking since joining the Big Ten.
- Featured two of the top-10 recruits nationally by JUCORecruiting.com, the highest two JC signees NU has signed this decade.
- Included five Division I transfers who have combined for more than 2,300 points, 1,000 rebounds and 350 assists at their previous schools.
- Had two Division I transfers (Dalano Banton and Haanif Cheatham) who were top-100 recruits in high school and two freshmen who were both top-150 recruits in 2019 by 247Sports (Kevin Cross and Ivan Ouedraogo).
- Contained two high school state players of the year (Akol Arop and Samai Curtis) and two others who were first-team all-state in 2019 (Cross and Charlie Easley).
- Included players from seven states (Arkansas, Colorado, Florida, Missouri, Nebraska, Ohio and Texas) and three countries (Canada, France and Slovenia).

**FROM COLLEGE TO THE NBA AND BACK AGAIN**

Nebraska's Fred Hoiberg is in an exclusive club, as he is one of just 10 current Division I coaches to coach in Division I and in the NBA. He spent three-plus seasons with the Chicago Bulls, guiding the Bulls to the NBA Playoffs in 2016. Hoiberg's 270 regular-season NBA games are the most of the 10 former NBA coaches in the collegiate ranks. Hoiberg also brings five years of NBA front office experience, as he worked with the Minnesota Timberwolves from 2005 to 2010.

Coach, School	NBA Head Coach, Years
Fred Hoiberg, Nebraska	Chicago, 2015-18
Larry Krystkowiak, Utah	Milwaukee, 2007-08
Terry Porter, Portland	Milwaukee, 2003-05; Phoenix 2008-09
Lon Kruger, Oklahoma	Atlanta, 2000-03
Eric Musselman, Arkansas	Golden State, 2002-04; Sacramento, 2006-07
Mike Dunlap, Loyola Marymount	Charlotte, 2012-13
Darrell Walker, Ark. Little Rock	Toronto, 1996-98; Washington, 1999-2000
John Calipari, Kentucky	New Jersey, 1996-99
Leonard Hamilton, Miami	Washington, 2000-01
Lindsey Hunter, Miss. Valley State	Phoenix, 2013

**HUSKER FAMILY TIES RUN DEEP FOR HOIBERG**

While Fred Hoiberg grew up in Ames and played his high school (Ames High School) and college basketball (Iowa State) there, he was born in Lincoln and has numerous ties to the city and to the University of Nebraska.

- Fred's father (Eric) and mother (Karen) both earned their undergraduate degrees from Nebraska in 1966. In fact, Eric earned his undergraduate degree, Master's degree, and Ph.D. in sociology from the university. His 1973 dissertation was "Socio-economic status, residential location, and intrametropolitan mobility: a longitudinal analysis".
- His maternal grandfather was former Husker basketball coach Jerry Bush. Known as the "Big Bear of the Coliseum," Bush guided NU from 1955 to 1963, and directed two of the greatest upsets ever – a 43-41 victory over top-ranked Kansas and Wilt Chamberlain, and a 55-48 victory over No. 4 Kansas State and Olympian Bob Boozer during the 1957-58 campaign.
- His paternal grandfather (Otto) received his Master's Degree and Ph.D from Nebraska. He joined the faculty of the University of Nebraska in 1948, where he taught sociology and served as director of the community development program in the University of Nebraska Extension Division.

**YOU CAN GO HOME AGAIN: PART 2**

Assistant Coach Doc Sadler brings a unique perspective to the Husker basketball staff, as he returns to Lincoln after serving as the head coach at Southern Miss for the last five seasons. Sadler helped Southern Miss improve its win total in each of the last four seasons, including a 20-13 mark and Conference USA semifinal appearance in 2018-19. Sadler



returns to a program that he served as head coach for six seasons, guiding the Huskers to 101 wins and three postseason appearances in his six-year tenure.

It is rare for a coach to return to a program as an assistant coach, as the only other known example is Marty Wilson, who was the interim head coach at Pepperdine in 1996 before returning to the school as an assistant coach in 2008.

## FAMILIAR FACES FOR HOIBERG ON HUSKER STAFF

One strength of the Husker coaching staff is a familiarity with each other, as three staff members had worked with Hoiberg as assistant coaches during his previous stint at Iowa State from 2010 to 2015. Matt Abdelmassih also worked under Hoiberg in the front office with the Minnesota Timberwolves, while Bobby Lutz was an assistant coach with the Windy City Bulls in the G League while Hoiberg coached the Chicago Bulls.

### Previous Experience with Fred Hoiberg

Staff Member	Coaching Experience with Hoiberg
Matt Abdelmassih, Assistant Coach	Iowa State (2010-15)
Doc Sadler, Assistant Coach	Iowa State (2013-14)
Bobby Lutz, Special Assistant to the Head Coach	Iowa State (2010-11)

## PINNACLE BANK ARENA SOLD OUT FOR 2019-20 SEASON

Since moving into Pinnacle Bank Arena in 2013, the Huskers have ranked in the top 15 in attendance nationally in each of the past six seasons. The streak will likely continue into 2019-20, as all available season tickets were sold out in August.

- Last season, Nebraska averaged 15,341 fans per home game to rank 10th nationally in attendance, matching the highest rank in school history.
- Nebraska is one of nine schools in the country to average 15,000+ fans per contest in each of the last six seasons, joining Kentucky, Syracuse, Louisville, North Carolina, Wisconsin, Indiana, Kansas and Creighton.
- The Big Ten Conference has led NCAA Basketball in attendance for 43 straight years, dating back to the 1976-77 season. Last season, Big Ten schools drew more than a combined three million fans for the fifth straight year.

### Filling Up Pinnacle Bank Arena

Season	Average	NCAA Rank
2013-14 (1st year of PBA)	15,419	13th
2014-15	15,569	10th
2015-16	15,430	11th
2016-17	15,427	11th
2017-18	15,494	11th
2018-19	15,341	10th
2019-20	15,863	9th

## TWO HUSKERS REPRESENT THEIR COUNTRIES

Thorir Thorbjarnarson and Yvan Ouedraogo spent part of the summer representing their home nations. Thorbjarnarson played in three games for Iceland's Senior National Team during the Games of the Small States of Europe, averaging 10 points per game. Ouedraogo played for France's U-18 team at the FIBA European Championships, as the team went 6-1 and earned a fifth-place finish. He averaged 4.0 points, 3.6 rebounds and 0.8 steals per game as the second-youngest member of the team.

In addition, former Huskers Tai Webster (New Zealand) and Jorge Brian Diaz (Puerto Rico) represented their nations in the 2019 FIBA World Cup. Diaz started all five games in helping Puerto Rico reach the second round, while Webster averaged 13.4 points and 4.8 assists as New Zealand's starting point guard.

## HUSKERS POST PERFECT ITALIAN TRIP

The Huskers got a head start on the 2019-20 season by traveling to Italy for 10 days last August. NU visited Rome, Florence and Como during the trip while also going 4-0 against teams from Italy and Lithuania.

Fans can relive the trip, as the Big Ten Network produced a three-part documentary (The B1G Trip: Nebraska Basketball) which can be streamed via the web, smartphones, tablets and connected devices through the Fox Sports app.

### 2019 Italian Summer Tour Results

Date	Opponent	Result	NU Scoring Leader
Aug. 5	Stella Azzurra Academy	W, 87-56	Green, 15
Aug. 7	Silute BC (Lithuania)	W, 83-58	Burke, Cheatham, 20
Aug. 8	Silute BC (Lithuania)	W, 73-70	Curtis, 13
Aug. 12	Italian Select	W, 84-62	Easley, 15

## STEVENSON DENIED NCAA WAIVER

Nebraska Athletics announced Nov. 26 that men's basketball player Shamiel Stevenson was denied a waiver and will not be eligible to compete until the start of the 2020-21 season.

Stevenson, a junior guard/forward from Toronto, Canada, will have two full years of eligibility remaining. He joins fellow transfers Dalano Banton and Derrick Walker as being eligible for the start of the 2020-21 season.

Stevenson transferred to Nebraska in May of 2019 from Nevada after Head Coach Eric Musselman took the Arkansas head coaching position. Stevenson began his career at Pittsburgh, where he played as a freshman, as well as four games as a sophomore before transferring at the end of the 2018 fall semester. Stevenson averaged 8.0 points and 4.1 rebounds per game in 36 games at Pittsburgh, and did not play at Nevada.

## RULE CHANGES FOR 2019-20

The NCAA Playing Rules Oversight Panel approved the following rule changes for the 2019-20 season.

- The 3-point line was moved back to the international basketball distance of 22 feet, 1¾ inches in Division I men's basketball.
- The shot clock will reset at 20 seconds after a field goal attempt hits the rim and the offensive team rebounds the ball in the front court.
- Players will be assessed a technical foul should they use derogatory language about an opponent's race, ethnicity, national origin, religion, gender, gender expression, gender identity, sexual orientation or disability.
- Coaches will be allowed to call live-ball timeouts in the last two minutes of the second half and the last two minutes of any overtime periods. Previously, coaches weren't allowed to call any live-ball timeouts during the game.
- In the last two minutes of the second half or the last two minutes of any overtime, instant replay review can be conducted if a basket interference or goaltending call has been made.

## NEBRASKA HEAD COACH FRED HOIBERG

### AT NEBRASKA (2019-PRESENT)

• Hired as Nebraska's 28th men's basketball coach on March 30, 2019, a position his grandfather (Jerry Bush) held for nine seasons from 1954 to 1963.

### CHICAGO BULLS (2015-18)

- Coached the Chicago Bulls for three-plus seasons, posting a 115-155 record.
- Became just the fifth coach in franchise history to post a winning record in his debut season.
- Took the Bulls to the 2017 NBA Playoffs where they won the first two games against the top-seeded Boston Celtics, as the Bulls were the first No. 8 seed to take a 2-0 lead against a No. 1 seed since 1993
- Was the fifth coach in NBA history to have each of his first two career playoff victories come on the road.

### IOWA STATE (2010-15)

- Served as head coach at his alma mater for five seasons, posting a 115-56 record, which is the top winning percentage in school history (.673).
- Led the Cyclones to four straight NCAA Tournament appearances - a program record - while his 115 wins were the most in a five-year stretch in school history.
- Guided Iowa State to back-to-back Big 12 Tournament titles in 2014 and 2015.
- Produced four All-Americans, 12 All-Big 12 honorees and 10 players who played in the NBA.
- Named Big 12 Coach of the Year in 2012, as the Cyclones went from three conference wins to 12 in one season.
- Won 28 games and reached the NCAA Sweet 16 in 2014.
- Led the Big 12 in scoring offense in two of his last four seasons and topped the conference in 3-pointers four times in five years.

### MINNESOTA TIMBERWOLVES (2005-10)

- Served as Vice President of Basketball Operations in 2009-10, overseeing the day-to-day operations of basketball programs including college and pro scouting, salary cap management and NBA Draft preparations.
- Was the Assistant General Manager for three seasons, helping the Timberwolves orchestrate a draft-day trade for five-time all-star Kevin Love in 2008.

### AS AN NBA PLAYER (1995-2005)

- Spent 10 years in the NBA with the Indiana Pacers (four seasons), Chicago Bulls (four seasons) and Minnesota Timberwolves (two seasons) after being selected in the second round of the 1995 NBA Draft.
- Was a member of three NBA Playoff Teams, including a Timberwolves team that reached the 2004 Western Conference Finals.
- Shot 40 percent from 3-point range during his career and led the NBA in 3-point shooting in his final season (48.3, 2004-05).
- Ended his NBA career abruptly at the age of 33 after undergoing open-heart surgery to repair an aneurysm in his aortic root.

### IOWA STATE PLAYING CAREER (1991-95)

- Started all four seasons at Iowa State, averaging 15.8 points, 6.9 rebounds, 2.8 assists and 1.6 steals per game in his collegiate career.
- His No. 32 was retired by Iowa State in 1997 and Hoiberg is a member of the ISU Hall of Fame.
- Garnered third-team All-America honors as a senior in 1994-95, averaging 19.9 points per game to help the Cyclones win a then-school-record 23 games and was named Big Eight Co-Male Athlete of the Year in 1995.
- Two-time Academic All-American who was inducted into the CoSIDA Academic Hall of Fame in 2016.



### FRED HOIBERG'S COLLEGIATE COACHING RECORD

Year	School	Overall Record	Pct.	Conf. Record	Pct	Conf. Finish	Postseason
2010-11	Iowa State	16-16	.500	3-13	.188	12th	None
2011-12	Iowa State	23-11	.676	12-6	.677	T-3rd	NCAA Third Round
2012-13	Iowa State	23-12	.657	11-7	.611	T-4th	NCAA Third Round
2013-14	Iowa State	28-8	.778	11-7	.611	T-3rd	NCAA Sweet 16
2014-15	Iowa State	25-9	.735	12-6	.677	T-2nd	NCAA Second Round
2019-20	Nebraska	4-4	.500	0-0	.000		
<b>Totals</b>		<b>119-60</b>	<b>.665</b>	<b>49-39</b>	<b>.557</b>	-	

## 2019-20 TELEVISION/RADIO ROSTER



**0 | AKOL AROP**  
Fr. | F | 6-6 | 190




**1 | KEVIN CROSS**  
Fr. | F | 6-8 | 240



**3 | CAM MACK**  
So. | G | 6-2 | 175



**4 | SHAMIEL STEVENSON**  
So. | G/F | 6-6 | 245



**11 | DACHON BURKE JR.**  
Jr. | G | 6-4 | 180



**13 | DERRICK WALKER**  
Jr. | F | 6-8 | 235



**15 | SAMARI CURTIS**  
Fr. | G | 6-4 | 190



**21 | JACE PIATKOWSKI**  
Jr. | G | 6-3 | 175



**22 | HAANIF CHEATHAM**  
Sr. | G | 6-5 | 195



**23 | JERVAY GREEN**  
Jr. | G | 6-3 | 210



**24 | YVAN OUEDRAOGO**  
Fr. | F | 6-9 | 260




**25 | MATEJ KAVAS**  
Sr. | G | 6-8 | 200



**30 | CHARLIE EASLEY**  
Fr. | G | 6-2 | 190



**34 | THORIR THORBJARNARSON**  
Jr. | G | 6-6 | 206



**44 | BRET PORTER**  
Fr. | F | 6-6 | 215



**45 | DALANO BANTON**  
So. | G | 6-8 | 195



**FRED HOIBERG**  
Head Coach



**MATT ABDELMASSIH**  
Assistant Coach



**ARMON GATES**  
Assistant Coach



**DOC SADLER**  
Assistant Coach



**BOBBY LUTZ**  
Special Assistant to the  
Head Coach



**LUCA VIRGILIO**  
Director of Basketball  
Operations



**TIM WILSON**  
Strength Coach



**MATT HOLT**  
Video Coordinator



**BUZZY CARUTHERS**  
Director of Player  
Development



**R.J. PIETIG**  
Athletic Trainer




**PAT NORRIS**  
Equipment Manager



**SHERYL BURBACH**  
Assistant Director of  
Basketball Operations



**JOHN HARRIS JR.**  
Graduate Manager



**VINCE FRITZ**  
Graduate Manager

**Nebraska Team**

Ranked in the top 5 (AP Poll) ..... Never Happened  
 Ranked in the top 10 (AP Poll) ..... March 1, 1966  
 Ranked in the top 20 (AP Poll) ..... Jan. 2, 1995  
 Ranked in the top 25 (AP Poll) ..... Dec. 31, 2018 (No. 24)  
 Ranked in the top 25 (USA Today Coaches Poll) ..... Dec. 31, 2018 (No. 23)

Played AP Poll No. 1 ranked team ..... lost at No. 1 Indiana (47-76), 2/13/2013  
 Defeated AP Poll No. 1 ranked team ..... at No. 1 Missouri (67-51), 2/6/1982  
 Played AP Poll No. 2 ranked team ..... lost at No. 2 Michigan (47-62), 1/9/13  
 Defeated AP Poll No. 2 ranked team ..... vs. No. 2 Oklahoma State (85-69), 2/5/1992  
 Played Team Ranked 1-5 by AP ..... lost at No. 3 Michigan State (57-86), 12/3/2017  
 Defeated Team Ranked 1-5 by AP ..... vs. No. 3 Texas (70-67), 2/19/2011  
 Played Team Ranked 6-10 by AP ..... lost to No. 9 Michigan State (76-91), 3/5/2019  
 Defeated Team Ranked 6-10 by AP ..... vs. No. 9 Wisconsin (77-68), 3/9/2014  
 Defeated Team Ranked 11-25 by AP ..... vs. No. 21 Maryland (68-61), 3/14/2019  
 Defeated Team Ranked 1-10 by AP on Road ..... at No. 9 Michigan State (60-51), 2/16/2014  
 Defeated Ranked Team by AP on Road ..... vs. No. 25 Indiana (66-51), 1/14/2019

Scored 100 or more points ..... 106; vs. Mississippi Valley State, 11/6/2018  
 Scored 90 or more points ..... 93; Southern, 11/22/2019  
 Scored 80 or more points ..... 82; Washington State, 11/25/2019  
 Scored less than 50 points ..... 47; vs. UC Riverside, 11/5/2019  
 Scored less than 40 points ..... 38; at Oregon, 12/15/2012  
 Shot 75% from the field ..... .750, vs. Nebraska-Omaha (42-56), 1/25/1988 \$  
 Shot 70% from the field ..... .723; vs. UNC Wilmington (34-47), 12/5/1997  
 Shot 60% from the field ..... .628; vs. Northwestern (27-43), 2/3/2015

Made 50 or more free throws ..... Never Happened  
 Made 40 or more free throws ..... 43; vs. Texas (43-59), 1/3/1996 - \$  
 Made 30 or more free throws ..... 37; vs. UTSA (37-50), 12/20/2017  
 Made 25 or more free throws ..... 25; vs. Illinois (25-30), 12/2/2018  
 Attempted 60 or more free throws ..... 60; vs. Kansas State (36-60), 1/11/1954 - \$  
 Attempted 50 or more free throws ..... 50; vs. UTSA (37-50), 12/20/2017  
 Attempted 40 or more free throws ..... 50; vs. UTSA (37-50), 12/20/2017  
 Attempted 30 or more free throws ..... 37; Southern (19-37), 11/22/2019  
 Shot 100% from the foul line (min 10 att.) ..... 1.000; at Penn State (16-16), 1/19/2013  
 Shot 95% from the foul line (min 10 att.) ..... 1.000; at Penn State, (16-16), 1/19/2013  
 Shot 90% from the foul line (min 10 att.) ..... .913; vs. Oklahoma State (21-23), 12/16/2018

Made 20 or more 3-pointers ..... Never Happened  
 Made 15 or more 3-pointers ..... 15; vs. Mississippi Valley State (15-37), 11/6/2018  
 Made 10 or more 3-pointers ..... 12; Southern (12-21), 11/22/2019  
 Made 0 3-pointers ..... 0; vs. Jacksonville State (0-5), 12/18/2012  
 Held Opponent to 0 3-pointers ..... 0; Southeastern Louisiana, 11/22/2015  
 Attempted 40 or more 3-pointers ..... Never Happened  
 Attempted 30 or more 3-pointers ..... 33; vs. Missouri State (13-33), 11/19/2018  
 Attempted 20 or more 3-pointers ..... 12; Southern (12-21), 11/22/2019  
 Shot 75% from 3-point range (min. 10 att.) ..... .750, vs. UT-Pan American (9-12), 12/2/2009 - \$  
 Shot 60% from 3-point range (min. 10 att.) ..... .647; vs. USC (11-17), 12/3/2012  
 Shot 50% from 3-point range (min. 10 att.) ..... .500; vs. Washington State (9-18), 11/25/2019  
 Shot 50% from 3-point range (min. 20 att.) ..... .571; vs. Southern (12-21), 11/22/2019

Had 60 or more rebounds ..... 60; vs. Oral Roberts, 12/22/1999  
 Had 50 or more rebounds ..... 50; at Illinois, 2/2/2019

Had 30 or more assists ..... 35, vs. Northeastern Illinois, 12/21/1994  
 Had 25 or more assists ..... 28; vs. North Carolina A&T, 12/19/2005  
 Had 20 or more assists ..... 21; vs. Missouri State, 11/19/2018  
 Had 15 or more assists ..... 19; vs. Southern, 11/22/2019

Had 20 or more steals ..... 23, vs. Texas Tech, 3/4/1999 - \$  
 Had 15 or more steals ..... 15, vs. Long Beach State, 11/26/2017  
 Had 10 or more steals ..... 12; vs. Rutgers, 3/13/2019

Had 15 or more blocked shots ..... 15, vs. Coppin State, Dec. 6, 1996 - \$  
 Had 10 or more blocked shots ..... 14; at Northwestern, 1/2/2018

Had 30 or more turnovers ..... 31, at Creighton, 12/11/2005  
 Had 20 or more turnovers ..... 22; vs. Wisconsin, 2/9/2017  
 Had less than 5 turnovers ..... 5; vs. Purdue, 2/23/2019

**Nebraska Player...**

**Had 20 or more points:** .....26; Haanif Cheatham and 21; Dachon Burke vs. South Florida, 11/27/2019  
**Had 25 or more points:** ..... 26; Haanif Cheatham vs. South Florida, 11/27/2019  
**Had 30 or more points:** ..... 34; James Palmer Jr. vs. Rutgers, 3/13/2019  
**Had 40 or more points:** .....41; Aleks Maric vs. Kansas State, 2/13/2007

**Had No Player in Double Figures:** .....vs. Ohio State, 1/21/2012  
**Had Five Players with 10 or more points** .....vs. Washington State, 11/25/2019  
 ..... Haanif Cheatham (19); Jervay Green (16); Kevin Cross (14); Dachon Burke (14), Cam Mack (10)  
**Had Six Players with 10 or more points** ..... vs. Southeastern Louisiana, 11/11/2018  
 ..... James Palmer Jr (17); Glynn Watson Jr. (16); Isaac Copeland (11);  
 ..... Isaiah Roby (10); Thomas Allen (10); Brady Heiman (10)  
**Two Huskers with 20 or more points, same game:** .....vs. South Florida, 11/27/2019  
 ..... Haanif Cheatham (26) and Dachon Burke (21)  
**Three Huskers with 20 or more points, same game:** ..... Iowa, 3/10/2019  
 ..... James Palmer Jr. (30), Glynn Watson Jr. (23), Isaiah Roby (23)  
**Two Huskers with 30 or more points, same game:** ..... vs. Oregon, 11/25/1995  
 ..... Tyronn Lue (30) & Jaron Boone (30) - only time in school history

**Had 10 or more rebounds:** ..... 11; Haanif Cheatham at Georgia Tech, 12/4/2019  
**Had 15 or more rebounds:** ..... 16; Isaiah Roby vs. Northwestern, 2/16/2019  
**Had 20 or more rebounds:** ..... 21, Kimani Ffriend vs. Oral Roberts, 12/22/1999  
**Had 25 or more rebounds:** ..... 26, Bill Johnson vs. Iowa State, 1/4/1954 - \$  
**Two Huskers with 10 or more rebounds, same game:** .....vs. Stetson, 12/29/2017  
 ..... (Tanner Borchardt, 10; Jordy Tshimanga, 10)  
**Three Huskers with 10 or more rebounds, same game:** ..... vs. Texas Tech, 1/19/2000  
 ..... (Steffon Bradford 16; Kimani Ffriend 12; Louis Truscott 11)

**Had 5 or more 3-pointers:** .....5; Glynn Watson Jr. vs. Maryland (5-14), 3/15/2019  
**Had 6 or more 3-pointers:** ..... 7; Glynn Watson Jr. vs. Iowa (7-12), 3/10/2019  
**Had 7 or more 3-pointers:** ..... 7; Glynn Watson Jr. vs. Iowa (7-12), 3/10/2019  
**Had 8 or more 3-pointers:** ..... 8; Cary Cochran, vs. Baylor (8-13), 2/27/2002 - \$

**Had 5 or more assists:** .....6. Cam Mack at Georgia Tech, 12/4/2019  
**Had 10 or more assists:** ..... 11; Cam Mack vs. Southern Utah, 11/9/2019  
**Had 15 or more assists:** .....15; Charles Richardson vs. Rutgers, 12/2/2006  
**Had 18 or more assists:** ..... 18; Brian Carr, at Evansville, 1/3/1985 - \$

**Had 5 or more blocked shots:** ..... 5; Isaiah Roby vs. Northwestern, 2/16/2019  
**Had 6 or more blocked shots:** .....6; Isaiah Roby vs. Eastern Illinois, 11/11/2017  
**Had 7 or more blocked shots:** ..... 7; John Turek vs. Colorado, 3/2/2005  
**Had 9 or more blocked shots:** ..... 9; Mikki Moore vs. Coppin State, 12/6/1996 - \$  
**Had 10 or more blocked shots:** ..... Never Happened

**Had 5 or more steals:** ..... 6; Dachon Burke vs. George Mason, 11/26/2019  
**Had 6 or more steals:** ..... 6; Glynn Watson Jr. vs. Long Beach State, 11/26/2017  
**Had 7 or more steals:** ..... 7; Brandon Richardson at Ohio State, 1/3/2012  
**Had 8 or more steals:** ..... 8, Cookie Belcher vs. Oklahoma St., 2/7/2001 - \$  
**Had 10 or more steals:** ..... Never Happened

**Had Triple-Double (Points/Rebounds/Assists):** ..... Never Happened  
**Had Double-Double (Points/Assists):** ..... Cam Mack vs. Southern Utah, 11/9/2019 (13/11)  
**Had Double-Double (Points/Rebounds):** ..... Haanif Cheatham at Georgia Tech, 12/4/2019 (14/11)  
**Had Double-Double (Points/Steals):** ..... Never Happened  
**Had Double-Double (Points/Blocks):** ..... Never Happened

\$ - School Record - # - Tied School record  
 As of 12/5/2019

## 2019-20 GAME-BY-GAME COMPARISON

Team	FG-FGA	Pct.	3FG-3FGA	Pct.	FT-FTA	Pct.	O-D	Reb.	PF	A	TO	B	S	Pts.	W/L
UC Riverside	23-55	.418	12-25	.480	8-9	.889	13-36	49	18	12	18	2	8	66	
Nebraska	16-55	.291	6-26	.231	9-19	.474	9-20	29	11	12	11	6	6	47	L
Southern Utah	31-76	.408	4-23	.174	13-21	.619	15-43	58	23	10	18	7	7	79	
Nebraska	27-73	.370	5-26	.192	19-23	.655	10-34	44	17	15	13	5	9	78	L (2OT)
South Dakota State	29-70	.414	3-21	.143	12-18	.667	14-30	44	20	7	13	4	5	73	
Nebraska	35-71	.493	7-26	.269	13-23	.565	13-32	45	19	16	11	3	5	90	W
Southern	34-83	.419	9-29	.310	9-10	.900	25-29	54	25	20	14	4	5	86	
Nebraska	31-54	.574	12-21	.571	19-37	.514	4-24	28	12	19	9	5	5	93	W (OT)
vs. Washington State	27-73	.370	6-27	.222	11-16	.688	15-29	44	23	9	13	3	6	71	
Nebraska	30-57	.526	9-18	.500	13-25	.520	7-34	41	16	11	15	2	5	82	W
vs. George Mason	32-65	.492	11-25	.440	10-14	.714	15-34	49	12	14	19	6	7	85	
Nebraska	24-61	.321	10-30	.333	8-13	.615	7-19	26	13	12	15	4	9	66	L
vs. South Florida	27-70	.366	8-27	.296	5-6	.833	17-22	39	15	12	8	3	4	67	
Nebraska	27-49	.551	6-14	.429	14-19	.737	3-26	29	10	10	9	1	2	74	W
at Georgia Tech	32-73	.438	5-23	.217	4-8	.500	12-35	47	17	19	16	8	9	73	
Nebraska	21-65	.323	6-26	.231	8-18	.444	12-31	43	14	14	18	2	7	56	L

## 2019-20 SUPERLATIVES

## 2019-20 NEBRASKA TEAM GAME HIGHS

POINTS	93	SOUTHERN U. (11/22/19)
	90	SOUTH DAKOTA ST. (11/15/19)
FIELD GOALS MADE	35	SOUTH DAKOTA ST. (11/15/19)
	31	SOUTHERN U. (11/22/19)
FIELD GOAL ATTEMPTS	73	SOUTHERN UTAH (11/09/19)
FIELD GOAL PERCENTAGE	.574 (31-54)	SOUTHERN U. (11/22/19)
	.551 (27-49)	vs South Fla. (11/27/19)
3 PT FIELD GOALS MADE	12	SOUTHERN U. (11/22/19)
	10	vs George Mason (11/26/19)
3 PT FG ATTEMPTS	30	vs George Mason (11/26/19)
3 PT FG PERCENTAGE	.571 (12-21)	SOUTHERN U. (11/22/19)
	.500 (9-18)	vs Washington St. (11/25/19)
FREE THROWS MADE	19	SOUTHERN U. (11/22/19)
	19	SOUTHERN UTAH (11/09/19)
FREE THROW ATTEMPTS	37	SOUTHERN U. (11/22/19)
FREE THROW PERCENTAGE	.737 (14-19)	vs South Fla. (11/27/19)
	.655 (19-29)	SOUTHERN UTAH (11/09/19)
REBOUNDS	45	SOUTH DAKOTA ST. (11/15/19)
	44	SOUTHERN UTAH (11/09/19)
ASSISTS	19	SOUTHERN U. (11/22/19)
	16	SOUTH DAKOTA ST. (11/15/19)
STEALS	9	vs George Mason (11/26/19)
	9	SOUTHERN UTAH (11/09/19)
BLOCKED SHOTS	6	UC RIVERSIDE (11/05/19)
	5	SOUTHERN U. (11/22/19)
	5	SOUTHERN UTAH (11/09/19)
TURNOVERS	18	at Georgia Tech (12/04/19)
FOULS	19	SOUTH DAKOTA ST. (11/15/19)

## 2019-20 OPPONENT TEAM GAME HIGHS

POINTS	86	SOUTHERN U. (11/22/19)
	85	vs George Mason (11/26/19)
FIELD GOALS MADE	34	SOUTHERN U. (11/22/19)
	32	at Georgia Tech (12/04/19)
	32	vs George Mason (11/26/19)
FIELD GOAL ATTEMPTS	83	SOUTHERN U. (11/22/19)
FIELD GOAL PERCENTAGE	.492 (32-65)	vs George Mason (11/26/19)
	.438 (32-73)	at Georgia Tech (12/04/19)
3 PT FIELD GOALS MADE	12	UC RIVERSIDE (11/05/19)
	11	vs George Mason (11/26/19)
3 PT FG ATTEMPTS	29	SOUTHERN U. (11/22/19)
3 PT FG PERCENTAGE	.480 (12-25)	UC RIVERSIDE (11/05/19)
	.440 (11-25)	vs George Mason (11/26/19)
FREE THROWS MADE	13	SOUTHERN UTAH (11/09/19)
	12	SOUTH DAKOTA ST. (11/15/19)
FREE THROW ATTEMPTS	21	SOUTHERN UTAH (11/09/19)
FREE THROW PERCENTAGE	.900 (9-10)	SOUTHERN U. (11/22/19)
	.889 (8-9)	UC RIVERSIDE (11/05/19)
REBOUNDS	58	SOUTHERN UTAH (11/09/19)
	54	SOUTHERN U. (11/22/19)
ASSISTS	20	SOUTHERN U. (11/22/19)
	19	at Georgia Tech (12/04/19)
STEALS	9	at Georgia Tech (12/04/19)
	8	UC RIVERSIDE (11/05/19)
BLOCKED SHOTS	8	at Georgia Tech (12/04/19)
	7	SOUTHERN UTAH (11/09/19)
TURNOVERS	19	vs George Mason (11/26/19)
FOULS	25	SOUTHERN U. (11/22/19)

## 2019-20 NEBRASKA TEAM GAME LOWS

POINTS	47	UC RIVERSIDE (11/05/19)
	56	at Georgia Tech (12/04/19)
FIELD GOALS MADE	16	UC RIVERSIDE (11/05/19)
	21	at Georgia Tech (12/04/19)
FIELD GOAL ATTEMPTS	49	vs South Fla. (11/27/19)
FIELD GOAL PERCENTAGE	.291 (16-55)	UC RIVERSIDE (11/05/19)
	.323 (21-65)	at Georgia Tech (12/04/19)
3 PT FIELD GOALS MADE	5	SOUTHERN UTAH (11/09/19)
	6	UC RIVERSIDE (11/05/19)
	6	vs South Fla. (11/27/19)
	6	at Georgia Tech (12/04/19)
3 PT FG ATTEMPTS	14	vs South Fla. (11/27/19)
3 PT FG PERCENTAGE	.192 (5-26)	SOUTHERN UTAH (11/09/19)
	.231 (6-26)	UC RIVERSIDE (11/05/19)
	.231 (6-26)	at Georgia Tech (12/04/19)
FREE THROWS MADE	8	vs George Mason (11/26/19)
	8	at Georgia Tech (12/04/19)
FREE THROW ATTEMPTS	13	vs George Mason (11/26/19)
FREE THROW PERCENTAGE	.444 (8-18)	at Georgia Tech (12/04/19)
	.474 (9-19)	UC RIVERSIDE (11/05/19)
REBOUNDS	26	vs George Mason (11/26/19)
	28	SOUTHERN U. (11/22/19)
ASSISTS	10	vs South Fla. (11/27/19)
	11	vs Washington St. (11/25/19)
STEALS	2	vs South Fla. (11/27/19)
BLOCKED SHOTS	1	vs South Fla. (11/27/19)
	2	vs Washington St. (11/25/19)
	2	at Georgia Tech (12/04/19)
TURNOVERS	9	SOUTHERN U. (11/22/19)
	9	vs South Fla. (11/27/19)
FOULS	10	vs South Fla. (11/27/19)

## 2019-20 OPPONENT TEAM GAME LOWS

POINTS	66	UC RIVERSIDE (11/05/19)
	67	vs South Fla. (11/27/19)
FIELD GOALS MADE	23	UC RIVERSIDE (11/05/19)
	27	vs Washington St. (11/25/19)
	27	vs South Fla. (11/27/19)
FIELD GOAL ATTEMPTS	55	UC RIVERSIDE (11/05/19)
FIELD GOAL PERCENTAGE	.370 (27-73)	vs Washington St. (11/25/19)
	.386 (27-70)	vs South Fla. (11/27/19)
3 PT FIELD GOALS MADE	3	SOUTH DAKOTA ST. (11/15/19)
	4	SOUTHERN UTAH (11/09/19)
3 PT FG ATTEMPTS	21	SOUTH DAKOTA ST. (11/15/19)
3 PT FG PERCENTAGE	.143 (3-21)	SOUTH DAKOTA ST. (11/15/19)
	.174 (4-23)	SOUTHERN UTAH (11/09/19)
FREE THROWS MADE	4	at Georgia Tech (12/04/19)
	5	vs South Fla. (11/27/19)
FREE THROW ATTEMPTS	6	vs South Fla. (11/27/19)
FREE THROW PERCENTAGE	.500 (4-8)	at Georgia Tech (12/04/19)
	.619 (13-21)	SOUTHERN UTAH (11/09/19)
REBOUNDS	39	vs South Fla. (11/27/19)
	44	SOUTH DAKOTA ST. (11/15/19)
	44	vs Washington St. (11/25/19)
ASSISTS	7	SOUTH DAKOTA ST. (11/15/19)
	9	vs Washington St. (11/25/19)
STEALS	4	vs South Fla. (11/27/19)
	5	SOUTH DAKOTA ST. (11/15/19)
	5	SOUTHERN U. (11/22/19)
BLOCKED SHOTS	2	UC RIVERSIDE (11/05/19)
	3	vs Washington St. (11/25/19)
	3	vs South Fla. (11/27/19)
TURNOVERS	9	vs South Fla. (11/27/19)
FOULS	12	vs George Mason (11/26/19)

# 2019-20 SUPERLATIVES

## NEBRASKA WIN/LOSS MARGIN

	1	2	3	4	5	6	7	8	9	10	11	12	13	14	15	16	17	18	19	20	+20
Husker Wins	0	0	0	0	0	0	2	0	0	0	1	0	0	0	0	0	1	0	0	0	0
Husker Losses	0	1	0	0	0	0	0	0	0	0	0	0	0	0	0	0	1	0	2	0	0

## 2019-20 NEBRASKA INDIVIDUAL GAME HIGHS

Points	26	Haanif Cheatham vs South Fla. (11/27/19)
	24	Cam Mack vs South Dakota St. (11/15/19)
	22	Jervay Green vs Southern U. (11/22/19)
Field Goals Made	8	Haanif Cheatham vs South Fla. (11/27/19)
	8	Dachon Burke vs South Fla. (11/27/19)
	8	Haanif Cheatham vs Washington St. (11/25/19)
	8	Cam Mack vs South Dakota St. (11/15/19)
	8	Haanif Cheatham vs South Dakota St. (11/15/19)
	8	Kevin Cross vs Southern Utah (11/09/19)
Field Goal Att.	18	Jervay Green vs Southern Utah (11/09/19)
	15	Kevin Cross vs Southern Utah (11/09/19)
FG Pct (min 5 made)	.800 (8-10)	Haanif Cheatham vs Washington St. (11/25/19)
	.750 (6-8)	Kevin Cross vs Washington St. (11/25/19)
3-Point FG Made	4	Jervay Green vs Southern U. (11/22/19)
	3	Jervay Green at Georgia Tech (12/04/19)
	3	Dachon Burke vs South Fla. (11/27/19)
	3	Kevin Cross vs George Mason (11/26/19)
	3	Jervay Green vs Washington St. (11/25/19)
	3	Matej Kavas vs Southern U. (11/22/19)
	3	Cam Mack vs South Dakota St. (11/15/19)
3-Point FG Att.	10	Jervay Green at Georgia Tech (12/04/19)
	8	Jervay Green vs Southern Utah (11/09/19)
3-Pt FG Pct (min 2 made)	1.000 (2-2)	Thor Thorbjarnarson vs Southern U. (11/22/19)
	.667 (4-6)	Jervay Green vs Southern U. (11/22/19)
	.667 (2-3)	Haanif Cheatham vs Washington St. (11/25/19)
	.667 (2-3)	Dachon Burke vs Southern U. (11/22/19)
	.667 (2-3)	Matej Kavas vs UC Riverside (11/05/19)
Free Throws Made	9	Haanif Cheatham vs South Fla. (11/27/19)
	6	Cam Mack vs Washington St. (11/25/19)
	6	Dachon Burke vs South Dakota St. (11/15/19)
Free Throw Att.	11	Haanif Cheatham vs South Fla. (11/27/19)
	11	Cam Mack vs Washington St. (11/25/19)
FT Pct (min 3 made)	1.000 (4-4)	Dachon Burke vs Southern Utah (11/09/19)
	.833 (5-6)	Matej Kavas vs George Mason (11/26/19)
Rebounds	12	Yvan Ouedraogo vs South Dakota St. (11/15/19)
	11	Haanif Cheatham at Georgia Tech (12/04/19)
Assists	11	Cam Mack vs Southern Utah (11/09/19)
	8	Cam Mack vs Southern U. (11/22/19)
Steals	5	Dachon Burke vs George Mason (11/26/19)
	3	Cam Mack vs Washington St. (11/25/19)
	3	Cam Mack vs South Dakota St. (11/15/19)
	3	Jervay Green vs Southern Utah (11/09/19)
Blocked Shots	3	Jervay Green vs UC Riverside (11/05/19)
Turnovers	5	Cam Mack vs Washington St. (11/25/19)
	5	Yvan Ouedraogo vs South Dakota St. (11/15/19)
Fouls	5	Cam Mack vs Washington St. (11/25/19)
	5	Jervay Green vs UC Riverside (11/05/19)
Minutes	46	Jervay Green vs Southern Utah (11/09/19)
	42	Cam Mack vs Southern Utah (11/09/19)

## 2019-20 OPPONENT INDIVIDUAL GAME HIGHS

Points	31	Micah Bradford vs Southern U. (11/22/19)
	27	CJ Elleby vs Washington St. (11/25/19)
	26	Michael Devoe at Georgia Tech (12/04/19)
Field Goals Made	11	Micah Bradford vs Southern U. (11/22/19)
	10	Michael Devoe at Georgia Tech (12/04/19)
Field Goal Att.	21	CJ Elleby vs Washington St. (11/25/19)
	20	Micah Bradford vs Southern U. (11/22/19)
FG Pct (min 5 made)	.636 (7-11)	Jordan Miller vs George Mason (11/26/19)
	.625 (10-16)	Michael Devoe at Georgia Tech (12/04/19)
	.625 (5-8)	Tray Buchanan vs South Dakota St. (11/15/19)
3-Point FG Made	6	Micah Bradford vs Southern U. (11/22/19)
	5	Jamal Hartwell II vs George Mason (11/26/19)
3-Point FG Att.	11	Micah Bradford vs Southern U. (11/22/19)
	10	Jamal Hartwell II vs George Mason (11/26/19)
3-Pt FG Pct (min 2 made)	.667 (4-6)	DJ McDonald vs UC Riverside (11/05/19)
	.667 (2-3)	Rashun Williams vs South Fla. (11/27/19)
Free Throws Made	7	CJ Elleby vs Washington St. (11/25/19)
	7	Dwayne Morgan vs Southern Utah (11/09/19)
Free Throw Att.	8	Brandon Key vs South Dakota St. (11/15/19)
	8	Dwayne Morgan vs Southern Utah (11/09/19)
FT Pct (min 3 made)	1.000 (7-7)	CJ Elleby vs Washington St. (11/25/19)
	1.000 (4-4)	Jordan Miller vs George Mason (11/26/19)
	1.000 (3-3)	Micah Bradford vs Southern U. (11/22/19)
	1.000 (3-3)	Ahsante Shivers vs Southern U. (11/22/19)
	1.000 (3-3)	Tray Buchanan vs South Dakota St. (11/15/19)
	1.000 (3-3)	DJ McDonald vs UC Riverside (11/05/19)
Rebounds	18	George Willborn III vs UC Riverside (11/05/19)
	14	AJ Wilson vs George Mason (11/26/19)
	14	Douglas Wilson vs South Dakota St. (11/15/19)
Assists	7	Michael Devoe at Georgia Tech (12/04/19)
	6	Jamal Hartwell II vs George Mason (11/26/19)
Steals	4	Javon Greene vs George Mason (11/26/19)
	4	Jakolby Long vs Southern Utah (11/09/19)
Blocked Shots	5	AJ Wilson vs George Mason (11/26/19)
	3	Moses Wright at Georgia Tech (12/04/19)
	3	John Knight III vs Southern Utah (11/09/19)
Turnovers	6	Michael Devoe at Georgia Tech (12/04/19)
	6	George Willborn III vs UC Riverside (11/05/19)
Fouls	5	Micah Bradford vs Southern U. (11/22/19)
	5	Jayden Saddler vs Southern U. (11/22/19)

## 2019-20 RECORD BY STARTING LINEUP

No.	Starting Lineup	Record
1.	Burke, Cheatham, Green, Mack, Ouedraogo	3-4
2.	Burke, Cheatham, Green, Kavas, Ouedraogo	1-0

RECAPS

(-----Nebraska Individual Leaders-----)

Date	Opponent	Result	Record (B1G)	Attend.	Points	Rebounds	Assists	Steals
11/5	UC Riverside	L, 47-66	0-1 (0-0)	15,745	(11) Mack	(9) Mack	(3) Mack, Cheatham	(2) Green, Ouedraogo
11/9	Southern Utah	L, 78-79 (2OT)	0-2 (0-0)	15,828	(19) Cross	(8) Green	(11) Mack	(3) Green
11/15	South Dakota State	W, 90-73	1-2 (0-0)	15,946	(24) Mack	(12) Ouedraogo	(5) Green	(3) Mack
11/22	Southern	W, 93-86 (OT)	2-2 (0-0)	15,931	(22) Green	(7) Cheatham	(8) Mack	(2) Green
11/25	vs. Washington State	W, 82-71	3-2 (0-0)	660	(19) Cheatham	(8) Mack, Green, Cross	(6) Mack	(3) Mack
11/26	vs. George Mason	L, 66-85	3-3 (0-0)	1,066	(14) Burke	(5) Ouedraogo, Cross	(5) Green	(5) Burke
11/27	vs. South Florida	W, 74-67	4-3 (0-0)	512	(26) Cheatham	(5) Ouedraogo	(7) Mack	(2) Mack
12/4	at Georgia Tech	L, 56-73	4-4 (0-0)	5,133	(14) Cheatham	(11) Cheatham	(6) Mack	(2) Cheatham, Thorbjarnarson

THE LAST TIME...

	Nebraska...	A Nebraska Opponent...
Scored 100 or more points.....	106; vs. Mississippi Valley State, 11/6/18	101; TCU, 3/15/99
Scored 90 or more points.....	93; vs. Southern, 11/22/19	91; vs. Iowa, 3/10/19
Scored 41 to 50 points.....	47; UC Riverside, 11/5/19	50; Northwestern, 2/16/19
Scored 40 or fewer points.....	38; at Oregon, 12/15/12	38; Southwest Minnesota State, 12/28/18
Shot 70% from the field.....	.723; vs. UNC Wilmington 12/5/97 (34-47)	.723; Kansas, 2/2/85 (34-47)
Shot 60% from the field.....	.628; vs. Northwestern, 2/3/15 (27-43)	.630; Michigan, 3/5/17 (34-54)
Shot 90% from the free throw line (Min 10 attempts).....	.909; vs. Southwest Minnesota State, 12/28/18 (10-11)	.917; vs. Wisconsin (BTT), 3/15/19 (11-12)
Made 10, 3-Point Field Goals.....	10; George Mason, 11/26/19 (11/25)	11; George Mason, 11/27/19 (11-25)
Had 60 rebounds.....	60; vs. Oral Roberts, 12/22/99	62; Colorado, 2/15/75
Had 50 rebounds.....	50; at Illinois, 2/2/19	54; Southern, 11/22/19
Had 30 assists.....	35; vs. Northeastern Illinois, 12/21/94	30; Iowa State, 2/3/93
Had 15 steals.....	15; vs. Arkansas State, 12/14/13	15; Florida State, 12/31/05
Had 10 blocked shots.....	14; at Northwestern, 1/2/18	11; at Michigan State, 12/3/17
Had 10 or fewer turnovers.....	10; vs. Wisconsin (BTT), 3/15/19	9; Purdue, 2/23/19
Had 20 or more turnovers.....	22; vs. Wisconsin, 2/9/17	22; vs. Rutgers (BTT), 3/13/19
Had three players with 20 points.....	vs. Iowa, 3/10/19	Michigan, 1/14/17
.....	(Palmer Jr. 27; Watson Jr. 23; Roby 23)	(Wagner 23, Irvin 21, Walton 20)
Had three players with 10 rebounds.....	vs. Texas Tech, 1/19/00	at Kansas, 1/9/02
.....	(Bradford 16, Ffriend 12, Truscott 11)	(Collison 13, Gooden 12, Simien 10)
Had five players reach double-figure points.....	vs. Washington State (11/25/19)	Iowa, 1/6/19
.....	Cheatham (19), Green (16), Cross (14), Burke (14), Mack (10)	(Kriener 14; Cook 16; Bohannon 25; Moss 12; Wieskamp 10)
Had a player score 40 points.....	41; Aleks Maric, vs. Kansas State, 2/13/07	41; Jarrius Jackson, Texas Tech, 2/18/06
Had a player score 30 points.....	30; James Palmer Jr. vs. Rutgers (BTT), 3/13/19	31; Micah Bradford, Southern 11/22/19
Had a player grab 15 rebounds.....	16; Isaiah Roby vs. Northwestern, 2/16/19	18; George Willborn III, UC Riverside, 11/5/19
Had a player dish out 10 assists.....	11; Cam Mack vs. Southern Utah, 11/9/19	10; Zavier Simpson, Michigan, 2/28/19
Had a player collect five steals.....	5; Dachon Burke vs George Mason, 11/26/18	7; Josh Reeves, Penn State, 2/25/18
Had a player block five shots.....	5; Isaiah Roby vs. Maryland, 2/6/18	5; AJ Wilson, George Mason, 11/26/19



## MISC REVIEW

Nebraska Record When:	All (W)	All(L)	H(W)	H(L)	A (W)	A (L)							
Ahead at Halftime	2	1	2	1	0	0	Outrebounded by Opponent	3	4	1	2	2	2
Behind at Halftime	2	3	0	1	2	2	Rebounds are Even	0	0	0	0	0	0
Tied at Halftime	0	0	0	0	0	0	Committing More TOs than Opp	1	1	0	0	1	1
Bench Outscores Opponent's	2	2	1	0	1	2	Committing Fewer TOs than Opp	2	3	2	2	0	1
Opponent Bench Outscores NU	2	2	1	2	1	0	Turnovers are Even	1	0	0	0	1	0
Bench scoring is even	0	0	0	0	0	0	Leading with 5:00 left	4	1	2	1	2	0
Shooting 50% or Better	3	0	1	0	2	0	Trailing with 5:00 left	0	3	0	1	0	2
Shooting Under 50%	1	4	1	2	0	2	Tied with 5:00 left	0	0	0	0	0	0
Opp. Shoots 50% or Better	0	0	0	0	0	0	In Overtime	0	1	0	1	0	0
Opp. Shoots Under 50%	4	4	2	2	2	2	Scoring 80 or more points	3	0	2	0	1	0
Outshooting Opponent (pct.)	3	0	2	0	1	0	Scoring 61 to 79 points	1	2	0	1	1	1
Outshot by Opponent (pct.)	1	4	0	2	1	2	Scoring 60 or fewer points	0	2	0	1	0	1
Shooting is even	0	0	0	0	0	0	Allowing 80 or more points	1	1	1	0	0	1
Outrebounding Opponent	1	0	1	0	0	0	Allowing 61 to 79 points	3	3	1	2	2	1
							Allowing 60 or fewer points	0	0	0	0	0	0

## MISC REVIEW

Biggest margin of victory .....	17, South Dakota State (11/15)	Largest halftime lead surrendered in loss .....	11, Southern Utah (11/9)
Biggest margin of defeat .....	19, UC Riverside (11/5); vs. George Mason (11/26)	Largest lead at any time .....	31, South Dakota State (11/15)
Largest deficit overcome in win.....	8, Southern (11/22)	Largest deficit at any time .....	21, George Mason (11/26)
Largest halftime deficit overcome in win .....	N/A	Largest runs without opponent scoring .....	13, South Dakota State (8:10-4:22, 1st)
Largest lead surrendered in loss.....	14, Southern Utah (11/9)	Largest opponent run without NU scoring.....	13, Southern (3:40-1:14, 1st)

## SPECIALITY STATS

Opponent	NU-Opp Paint	NU-Opp off TO	NU-Opp 2nd Ch.	NU-Opp Bench	Largest Lead	Largest Deficit	Tip	1st Sub(s)
UC Riverside	18-22	14-3	0-11	14-18	9, (13:12, 1st)	20 (1:19, 2nd)	Won	Cross, Kavas
Southern Utah	42-48	12-13	3-9	28-29	15 (4:10, 1st)	4 (0:05, 2nd)	Lost	Cross
South Dakota State	50-48	16-7	11-13	20-24	31 (4:50, 1st)	-	Won	Cross
Southern	38-38	18-11	3-16	30-23	13 (5:07, 1st)	8 (14:06, 2nd)	Lost	Cross, Kavas
vs. Washington State	40-42	19-17	4-20	19-14	16 (7:22, 2nd)	6 (6:44, 1st)	Won	Cross
vs. George Mason	24-34	15-11	9-17	26-15	2 (10:44, 1st)	21 (2nd, 1:23)	Lost	Cross
vs. South Florida	32-34	12-10	2-15	12-19	8 (8:14, 1st)	8 (2nd, 6:42)	Lost	Cross
at Georgia Tech	30-48	10-18	5-7	13-10	4 (12:32, 1st)	20 (2nd, 0:16)	Lost	Cross

## NEBRASKA SEASON/CAREER BESTS

## #0 AKOL AROP

**Points**  
Season: None  
Career: Same

**Rebounds**  
Season: 1 vs. UC Riverside (11/5); vs. SDSU (11/15)  
Career: Same

**Field Goals**  
Season: None  
Career: Same

**Field Goal Attempts**  
Season: 1 vs. UC Riverside (11/5)  
Career: Same

**3-Point Field Goals**  
Season: None  
Career: Same

**3-Point Field Goal Attempts**  
Season: 1 vs. UC Riverside (11/5)  
Career: Same

**Free Throws**  
Season: None  
Career: Same

**Free Throw Attempts**  
Season: None  
Career: Same

**Assists**  
Season: None  
Career: Same

**Steals**  
Season: None  
Career: Same

**Blocks**  
Season: None  
Career: Same

**Minutes Played**  
Season: 1 three times, last at Georgia Tech (12/4)  
Career: Same

## #1 KEVIN CROSS

**Points**  
Season: 19 vs. Southern Utah (11/9)  
Career: Same

**Rebounds**  
Season: 8 vs. Washington State (11/25)  
Career: Same

**Field Goals**  
Season: 8 vs. Southern Utah (11/9)  
Career: Same

**Field Goal Attempts**  
Season: 15 vs. Southern Utah (11/9)  
Career: Same

**3-Point Field Goals**  
Season: 2 vs. Washington State (11/25)  
Career: Same

**3-Point Field Goal Attempts**  
Season: 6 vs. UC Riverside (11/5)  
Career: Same

**Free Throws**  
Season: 2 vs. Southern Utah (11/9)  
Career: Same

**Free Throw Attempts**  
Season: 2 vs. UC Riverside (11/5); vs. Southern Utah (11/9)  
Career: Same

**Assists**  
Season: 2 vs. Southern Utah (11/22)  
Career: Same

**Steals**  
Season: None  
Career: Same

**Blocks**  
Season: 2 vs. SDSU (11/15); vs. Washington State (11/25)  
Career: Same

**Minutes Played**  
Season: 36 vs. Southern Utah (11/9)  
Career: Same

## #3 CAM MACK

**Points**  
Season: 24 vs. SDSU (11/15)  
Career: Same

**Rebounds**  
Season: 9 vs. UC Riverside (11/5)  
Career: Same

**Field Goals**  
Season: 8 vs. SDSU (11/15)  
Career: Same

**Field Goal Attempts**  
Season: 14 vs. Southern Utah (11/9); vs. SDSU (11/15)  
Career: Same

**3-Point Field Goals**  
Season: 3 vs. SDSU (11/15)  
Career: Same

**3-Point Field Goal Attempts**  
Season: 6 vs. Southern Utah (11/9); vs. SDSU (11/15)  
Career: Same

**Free Throws**  
Season: 6 vs. Washington State (11/25)  
Career: Same

**Free Throw Attempts**  
Season: 11 vs. Washington State (11/25)  
Career: Same

**Assists**  
Season: 11 vs. Southern Utah (11/9)  
Career: Same

**Steals**  
Season: 3 vs. SDSU (11/15); vs. Washington State (11/25)  
Career: Same

**Blocks**  
Season: 1 vs. Southern Utah (11/9); at Georgia Tech (12/4)  
Career: Same

**Minutes Played**  
Season: 42 vs. Southern Utah (11/9)  
Career: Same

## #4 SHAMIEL STEVENSON

**Points**  
Season: None  
Career: Same

**Rebounds**  
Season: None  
Career: Same

**Field Goals**  
Season: None  
Career: Same

**Field Goal Attempts**  
Season: None  
Career: Same

**3-Point Field Goals**  
Season: None  
Career: Same

**3-Point Field Goal Attempts**  
Season: None  
Career: Same

**Free Throws**  
Season: None  
Career: Same

**Free Throw Attempts**  
Season: None  
Career: Same

**Assists**  
Season: None  
Career: Same

**Steals**  
Season: None  
Career: Same

**Blocks**  
Season: None  
Career: Same

**Minutes Played**  
Season: None  
Career: Same

## #11 DACHON BURKE JR.

**Points**  
Season: 21 vs. South Florida (11/27/19)  
Career: Same

**Rebounds**  
Season: 7 vs. SDSU (11/15)  
Career: Same

**Field Goals**  
Season: 8 vs. South Florida (11/27/19)  
Career: Same

**Field Goal Attempts**  
Season: 13 vs. SDSU (11/15); vs. Washington State (11/25)  
Career: Same

**3-Point Field Goals**  
Season: 3 vs. South Florida (11/27/19)  
Career: Same

**3-Point Field Goal Attempts**  
Season: 5 vs. George Mason (11/26); vs. So. Florida (11/27/19)  
Career: Same

**Free Throws**  
Season: 6 vs. SDSU (11/15)  
Career: Same

**Free Throw Attempts**  
Season: 9 vs. SDSU (11/15)  
Career: Same

**Assists**  
Season: 2 vs. Southern Utah (11/9); vs. Wash. State (11/25)  
Career: Same

**Steals**  
Season: 1 four times, last vs. Wash. St. (11/25)  
Career: Same

**Blocks**  
Season: 2 vs. Southern (11/22)  
Career: Same

**Minutes Played**  
Season: 34 vs. Southern Utah (11/9)  
Career: Same

## #13 DERRICK WALKER

**Points**  
Season: None  
Career: Same

**Rebounds**  
Season: None  
Career: Same

**Field Goals**  
Season: None  
Career: Same

**Field Goal Attempts**  
Season: None  
Career: Same

**3-Point Field Goals**  
Season: None  
Career: Same

**3-Point Field Goal Attempts**  
Season: None  
Career: Same

**Free Throws**  
Season: None  
Career: Same

**Free Throw Attempts**  
Season: None  
Career: Same

**Assists**  
Season: None  
Career: Same

**Steals**  
Season: None  
Career: Same

**Blocks**  
Season: None  
Career: Same

**Minutes Played**  
Season: None  
Career: Same

## #15 SAMARI CURTIS

**Points**  
Season: 5 vs. Southern (11/22)  
Career: Same

**Rebounds**  
Season: 4 vs. Southern (11/22)  
Career: Same

**Field Goals**  
Season: 1 four times, vs. South Florida (11/27/19)  
Career: Same

**Field Goal Attempts**  
Season: 4 vs. George Mason (11/26)  
Career: Same

**3-Point Field Goals**  
Season: 1 four times, vs. South Florida (11/27/19)  
Career: Same

**3-Point Field Goal Attempts**  
Season: 3 vs. George Mason (11/26)  
Career: Same

**Free Throws**  
Season: 2 vs. Southern (11/22)  
Career: Same

**Free Throw Attempts**  
Season: 2 vs. Southern (11/22)  
Career: Same

**Assists**  
Season: 1 vs. UC Riverside (11/5)  
Career: Same

**Steals**  
Season: None  
Career: Same

**Blocks**  
Season: None  
Career: Same

**Minutes Played**  
Season: 12 vs. Southern (11/22)  
Career: Same

## #21 JACE PIATKOWSKI

**Points**  
Season: None  
Career: Same

**Rebounds**  
Season: None  
Career: Same

**Field Goals**  
Season: None  
Career: Same

**Field Goal Attempts**  
Season: None  
Career: Same

**3-Point Field Goals**  
Season: None  
Career: Same

**3-Point Field Goal Attempts**  
Season: None  
Career: Same

**Free Throws**  
Season: None  
Career: Same

**Free Throw Attempts**  
Season: None  
Career: Same

**Assists**  
Season: None  
Career: Same

**Steals**  
Season: None  
Career: Same

**Blocks**  
Season: None  
Career: Same

**Minutes Played**  
Season: None  
Career: Same

## NEBRASKA SEASON/CAREER BESTS

## #22 HAANIF CHEATHAM

**Points**  
Season: 26 vs. South Florida (11/27/19)  
Career: Same

**Rebounds**  
Season: 11 at Georgia Tech (12/4)  
Career: Same

**Field Goals**  
Season: 9 vs. South Florida (11/27/19)  
Career: Same

**Field Goal Attempts**  
Season: 11 vs. SDSU (11/15); vs. South Florida (11/27/19)  
Career: Same

**3-Point Field Goals**  
Season: 2 vs. Wash. State (11/25); vs. George Mason (11/26)  
Career: Same

**3-Point Field Goal Attempts**  
Season: 4 vs. George Mason (11/26)  
Career: Same

**Free Throws**  
Season: 9 vs. South Florida (11/27/19)  
Career: Same

**Free Throw Attempts**  
Season: 11 vs. South Florida (11/27/19)  
Career: Same

**Assists**  
Season: 3 vs. UC Riverside (11/5); vs. SDSU (11/15)  
Career: Same

**Steals**  
Season: 2 vs. Southern Utah (11/9); at Georgia Tech (12/4)  
Career: Same

**Blocks**  
Season: 1 vs. Southern Utah (11/9); vs. SDSU (11/15)  
Career: Same

**Minutes Played**  
Season: 37 vs. South Florida (11/27/19)  
Career: Same

## #23 JERVAY GREEN

**Points**  
Season: 22 vs. Southern (11/22)  
Career: Same

**Rebounds**  
Season: 8 vs. So. Utah (11/9); vs. Washington State (11/25)  
Career: Same

**Field Goals**  
Season: 7 vs. Southern (11/22)  
Career: Same

**Field Goal Attempts**  
Season: 18 vs. Southern Utah (11/9)  
Career: Same

**3-Point Field Goals**  
Season: 4 vs. Southern (11/22)  
Career: Same

**3-Point Field Goal Attempts**  
Season: 10 at Georgia Tech (12/4)  
Career: Same

**Free Throws**  
Season: 4 vs. Southern Utah (11/9); vs. Southern (11/22)  
Career: Same

**Free Throw Attempts**  
Season: 7 vs. Southern (11/22)  
Career: Same

**Assists**  
Season: 6 vs. Southern (11/22)  
Career: Same

**Steals**  
Season: 3 vs. Southern Utah (11/9)  
Career: Same

**Blocks**  
Season: 3 vs. UC Riverside (11/5)  
Career: Same

**Minutes Played**  
Season: 46 vs. Southern Utah (11/9)  
Career: Same

## #24 YVAN QUEDRAOGO

**Points**  
Season: 11 vs. Southern (11/22)  
Career: Same

**Rebounds**  
Season: 12 vs. SDSU (11/15)  
Career: Same

**Field Goals**  
Season: 4 vs. UC Riverside (11/5)  
Career: Same

**Field Goal Attempts**  
Season: 7 vs. SDSU (11/15)  
Career: Same

**3-Point Field Goals**  
Season: None  
Career: Same

**3-Point Field Goal Attempts**  
Season: None  
Career: Same

**Free Throws**  
Season: 5 vs. Southern (11/22)  
Career: Same

**Free Throw Attempts**  
Season: 7 vs. Southern (11/22)  
Career: Same

**Assists**  
Season: 2 vs. SDSU (11/15)  
Career: Same

**Steals**  
Season: 2 vs. UC Riverside (11/5); vs. George Mason (11/26)  
Career: Same

**Blocks**  
Season: 2 vs. George Mason (11/26)  
Career: Same

**Minutes Played**  
Season: 24 vs. South Florida (11/27/19)  
Career: Same

## #25 MATEJ KAVAS

**Points**  
Season: 10 three times, last vs. George Mason (11/26)  
Career: Same

**Rebounds**  
Season: 3 vs. SDSU (11/15)  
Career: Same

**Field Goals**  
Season: 3 three times, last vs. South Florida (11/27/19)  
Career: Same

**Field Goal Attempts**  
Season: 6 vs. SDSU (11/15); vs. Southern (11/22)  
Career: Same

**3-Point Field Goals**  
Season: 3 vs. Southern (11/22)  
Career: Same

**3-Point Field Goal Attempts**  
Season: 6 vs. Southern (11/22)  
Career: Same

**Free Throws**  
Season: 5 vs. George Mason (11/26)  
Career: Same

**Free Throw Attempts**  
Season: 6 vs. George Mason (11/26)  
Career: Same

**Assists**  
Season: 1 three times, last at Georgia Tech (12/4)  
Career: Same

**Steals**  
Season: 1 vs. Southern (11/22)  
Career: Same

**Blocks**  
Season: 1 vs. Southern (11/22)  
Career: Same

**Minutes Played**  
Season: 25 vs. UC Riverside (11/5)  
Career: Same

## #30 CHARLIE EASLEY

**Points**  
Season: None  
Career: Same

**Rebounds**  
Season: 1 vs. UC Riverside (11/5)  
Career: Same

**Field Goals**  
Season: None  
Career: Same

**Field Goal Attempts**  
Season: None  
Career: Same

**3-Point Field Goals**  
Season: None  
Career: Same

**3-Point Field Goal Attempts**  
Season: None  
Career: Same

**Free Throws**  
Season: None  
Career: Same

**Free Throw Attempts**  
Season: 2 vs. SDSU (11/15)  
Career: Same

**Assists**  
Season: None  
Career: Same

**Steals**  
Season: None  
Career: Same

**Blocks**  
Season: None  
Career: Same

**Minutes Played**  
Season: 1 vs. UC Riverside (11/5); vs. SDSU (11/15)  
Career: Same

## #34 THORIR THORBJARNARSON

**Points**  
Season: 11 at Georgia Tech (12/4)  
Career: same

**Rebounds**  
Season: 7 at Georgia Tech (12/4)  
Career: 10 vs. Wisconsin (1/29/18)

**Field Goals**  
Season: 4 at Georgia Tech (12/4)  
Career: same

**Field Goal Attempts**  
Season: 7 at Georgia Tech (12/4)  
Career: 7 at TCU (3/24/19); at Georgia Tech (12/4)

**3-Point Field Goals**  
Season: 2 vs. Southern (11/22)  
Career: 2 vs. Delaware St. (12/22/17); vs. Southern (11/22)

**3-Point Field Goal Attempts**  
Season: 4 vs. SDSU th (11/15)  
Career: same

**Free Throws**  
Season: 2 vs. Southern Utah (11/9); at Georgia Tech (12/4)  
Career: 2 four times, last at Georgia Tech (12/4)

**Free Throw Attempts**  
Season: 2 three times, last at Georgia Tech (12/4)  
Career: 2 eight times, last at Georgia Tech (12/4)

**Assists**  
Season: 1 vs. UC Riverside (11/5); vs. SDSU (11/15)  
Career: 4 vs. Butler (3/20/19)

**Steals**  
Season: 2 at Georgia Tech (12/4)  
Career: 5 vs. Maryland (3/14/19)

**Blocks**  
Season: 1 vs. Southern (11/22)  
Career: 2 vs. Iowa (3/10/19)

**Minutes Played**  
Season: 24 vs. Southern (11/22)  
Career: 35 at TCU (3/24/19)

## #44 BRET PORTER

**Points**  
Season: None  
Career: Same

**Rebounds**  
Season: None  
Career: Same

**Field Goals**  
Season: None  
Career: Same

**Field Goal Attempts**  
Season: None  
Career: Same

**3-Point Field Goals**  
Season: None  
Career: Same

**3-Point Field Goal Attempts**  
Season: None  
Career: Same

**Free Throws**  
Season: None  
Career: Same

**Free Throw Attempts**  
Season: None  
Career: Same

**Assists**  
Season: None  
Career: Same

**Steals**  
Season: None  
Career: Same

**Blocks**  
Season: None  
Career: Same

**Minutes Played**  
Season: None  
Career: Same

## #45 DALANO BANTON

**Points**  
Season: None  
Career: Same

**Rebounds**  
Season: None  
Career: Same

**Field Goals**  
Season: None  
Career: Same

**Field Goal Attempts**  
Season: None  
Career: Same

**3-Point Field Goals**  
Season: None  
Career: Same

**3-Point Field Goal Attempts**  
Season: None  
Career: Same

**Free Throws**  
Season: None  
Career: Same

**Free Throw Attempts**  
Season: None  
Career: Same

**Assists**  
Season: None  
Career: Same

**Steals**  
Season: None  
Career: Same

**Blocks**  
Season: None  
Career: Same

**Minutes Played**  
Season: None  
Career: Same



**#0 AKOL AROP** | 6-6 | 195 | Fr. | F | Omaha, Neb.

**CAREER STATS**

Year	Total													Rebounds											
	GP	GS	Min	Avg	FG	FGA	Pct	3FG	3FGA	Pct	FT	FTA	Pct	Off	Def	Tot	Avg	PF	FO	Ast	TO	Blk	Stl	Pts	Avg
2019-20	3	0	3	1.0	0	1	.000	0	1	.000	0	0	.000	0	2	2	0.7	0	0	0	0	0	0	0	0.0
<b>TOTAL</b>	<b>3</b>	<b>0</b>	<b>3</b>	<b>1.0</b>	<b>0</b>	<b>1</b>	<b>.000</b>	<b>0</b>	<b>1</b>	<b>.000</b>	<b>0</b>	<b>0</b>	<b>.000</b>	<b>0</b>	<b>2</b>	<b>2</b>	<b>0.7</b>	<b>0</b>	<b>0</b>	<b>0</b>	<b>0</b>	<b>0</b>	<b>0</b>	<b>0</b>	<b>0.0</b>

**2019-20 GAME BY GAME**

Opponent	Date	GS	Min	TOTAL			3-PTS			REBOUNDS			PF	FO	A	TO	Blk	Stl	Pts	Avg			
				FG	FGA	Pct	3FG	3FGA	Pct	FT	FTA	Pct									Off	Def	Tot
UC Riverside	11/5/19	1	0	1	.000	0	1	.000	0	0	.000	0	1	1	1.0	0	0	0	0	0	0.0		
Southern Utah	11/9/19	DNP																					
South Dakota St.	11/15/19	1	0	0	.000	0	0	.000	0	0	.000	0	1	1	1.0	0	0	0	0	0	0.0		
Southern	11/22/19	DNP																					
vs. Washington State	11/25/19	DNP																					
vs. George Mason	11/26/19	DNP																					
vs. South Florida	11/27/19	DNP																					
at Georgia Tech	12/04/19	1	0	0	.000	0	0	.000	0	0	.000	0	0	0	0.7	0	0	0	0	0	0.0		
<b>Totals</b>		<b>0</b>	<b>3</b>	<b>0</b>	<b>1</b>	<b>.000</b>	<b>0</b>	<b>1</b>	<b>.000</b>	<b>0</b>	<b>0</b>	<b>.000</b>	<b>0</b>	<b>2</b>	<b>2</b>	<b>0.7</b>	<b>0</b>	<b>0</b>	<b>0</b>	<b>0</b>	<b>0</b>	<b>0</b>	<b>0.0</b>

**NOTING AROP**

- Played the final minute against Georgia Tech
- Had a rebound in a minute of work against South Dakota State
- Grabbed a rebound in his collegiate debut against UC Riverside
- 2019 Gatorade Player of the Year in Nebraska who averaged 19.4 points, 10.9 rebounds and 2.6 blocks per game as a senior at Omaha Creighton Prep High School
  - First-team all-state selection by the Omaha World-Herald and Lincoln Journal Star after recording 19 double-doubles as a senior
  - Totaled 1,268 points on 66 percent shooting, 733 rebounds and 162 blocks in three seasons at Creighton Prep
  - Was AAU teammates with fellow Husker freshmen Jace Piatkowski, Charlie Easley and Bret Porter
  - One of nine kids in the family, including older brother, Aguek, who plays basketball at San Diego State

**MISC. STATS**

Category	2019-20	Career
Double-Figure Scoring	0	0
Double-Figure Rebounding	0	0
Double-Figure Assists	0	0
Double-Doubles	0	0
Led NU in Scoring	0	0
Led NU in Rebounding	0	0
Led NU in Assists	0	0
20+ Point Games	0	0
30+ Point Games	0	0

**TOP PERFORMANCES OF 2019-20**

Category	No.	Opponent (Date)
Points	NA	
Rebounds	1	UC Riverside (11/5/19)
	1	South Dakota State (11/15/19)
Assists	NA	


**#1 KEVIN CROSS** | 6-8 | 240 | Fr. | F | Little Rock, Ark.

**CAREER STATS**

Year	GP	GS	Total											Rebounds											
			Min	Avg	FG	FGA	Pct	3FG	3FGA	Pct	FT	FTA	Pct	Off	Def	Tot	Avg	PF	FO	Ast	TO	Blk	Stl	Pts	Avg
2019-20	8	0	169	21.1	28	63	.444	8	26	.308	4	9	.444	8	22	30	3.8	9	0	6	11	6	0	68	8.5
<b>TOTAL</b>	<b>8</b>	<b>0</b>	<b>169</b>	<b>21.1</b>	<b>28</b>	<b>63</b>	<b>.444</b>	<b>8</b>	<b>26</b>	<b>.308</b>	<b>4</b>	<b>9</b>	<b>.444</b>	<b>8</b>	<b>22</b>	<b>30</b>	<b>3.8</b>	<b>9</b>	<b>0</b>	<b>6</b>	<b>11</b>	<b>6</b>	<b>0</b>	<b>68</b>	<b>8.5</b>

**2019-20 GAME BY GAME**

Opponent	Date	GS	Min	TOTAL			3-PTS			FT			REBOUNDS				PF	FO	A	TO	Blk	Stl	Pts	Avg
				FG	FGA	Pct	3FG	FGA	Pct	FT	FTA	Pct	Off	Def	Tot	Avg								
UC Riverside	11/05/19	14	1	10	.100	1	6	.167	1	2	.500	3	0	3	3.0	2	0	0	0	0	0	4	4.0	
Southern Utah	11/09/19	36	8	15	.533	1	3	.333	2	2	1.000	3	2	5	4.0	1	0	2	1	0	19	11.5		
South Dakota St.	11/15/19	17	4	5	.800	1	1	1.000	1	1	1.000	0	2	2	3.3	4	0	0	1	2	0	10	11.0	
Southern	11/22/19	23	4	6	.667	0	2	.000	0	2	.000	0	1	1	2.8	0	0	2	0	0	8	10.3		
vs. Washington St.	11/25/19	26	6	8	.750	2	4	.500	0	2	.000	0	8	8	3.8	0	0	1	3	2	0	14	11.0	
vs. George Mason	11/26/19	20	4	8	.500	3	5	.600	0	0	.000	1	4	5	4.0	1	0	1	2	1	0	11	11.0	
vs. South Florida	11/27/19	16	0	5	.000	0	2	.000	0	0	.000	0	1	1	3.6	0	0	1	1	0	0	9.4		
at Georgia Tech	12/04/19	17	1	6	.167	0	3	.000	0	0	.000	1	4	5	3.8	1	0	1	2	0	0	2	8.5	
<b>Totals</b>		<b>0</b>	<b>169</b>	<b>28</b>	<b>63</b>	<b>.444</b>	<b>8</b>	<b>26</b>	<b>.308</b>	<b>4</b>	<b>9</b>	<b>.444</b>	<b>8</b>	<b>22</b>	<b>30</b>	<b>3.8</b>	<b>9</b>	<b>0</b>	<b>6</b>	<b>11</b>	<b>6</b>	<b>0</b>	<b>68</b>	<b>8.5</b>

**NOTING CROSS**

- True freshman who is splitting time at center and can step out to 3-point range
- Totaled 11 points - all in the second half - and tied for team high with five rebounds against George Mason
- Finished with 14 points on 6-of-8 shooting and a season-high eight rebounds in a win over Washington State
- Scored all eight points of his in the second half against Southern and added two assists in the overtime win
- Came off the bench with 10 points on 4-of-5 shooting in 17 minutes against South Dakota State
- Led Nebraska with 19 points on 8-of-15 shooting against Southern Utah, as his 19 points were the most by a Husker freshman since 2013
- Two-time all-state performer at Mills University Studies High School helping his team to state runner-up finishes in 2018 and 2019
  - Averaged 18 points, 10 rebounds and two assists per game as a senior, earning second-team all-state (all classes) recognition by the Arkansas Democrat Gazette

**MISC. STATS**

Category	2019-20	Career
Double-Figure Scoring	4	4
Double-Figure Rebounding	0	0
Double-Figure Assists	0	0
Double-Doubles	0	0
Led NU in Scoring	1	1
Led NU in Rebounding	2	2
Led NU in Assists	0	0
20+ Point Games	0	0
30+ Point Games	0	0

**TOP PERFORMANCES OF 2019-20**

Category	No.	Opponent (Date)
Points	19	Southern Utah (11/9/19)
	14	vs. Washington State (11/25/19)
	11	vs. George Mason (11/26/19)
Rebounds	8	vs. Washington State (11/25/19)
	5	at Georgia Tech (12/4/19)
	5	vs. George Mason (11/26/19)
	5	Southern Utah (11/9/19)
Assists	2	Southern (11/22/19)



**#3 CAM MACK** | 6-2 | 175 | So. | G | Austin, Texas

**CAREER STATS**

Year	GP	GS	Total										Rebounds												
			Min	Avg	FG	FGA	Pct	3FG	3FGA	Pct	FT	FTA	Pct	Off	Def	Tot	Avg	PF	FO	Ast	TO	Blk	Stl	Pts	Avg
2019-20	8	7	274	34.2	35	85	.412	7	25	.280	22	39	.564	10	26	36	4.5	22	1	48	22	2	12	99	12.4
<b>TOTAL</b>	<b>8</b>	<b>7</b>	<b>274</b>	<b>34.2</b>	<b>35</b>	<b>85</b>	<b>.412</b>	<b>7</b>	<b>25</b>	<b>.280</b>	<b>22</b>	<b>39</b>	<b>.564</b>	<b>10</b>	<b>26</b>	<b>36</b>	<b>4.5</b>	<b>22</b>	<b>1</b>	<b>48</b>	<b>22</b>	<b>2</b>	<b>12</b>	<b>99</b>	<b>12.4</b>

**2019-20 GAME BY GAME**

Opponent	Date	GS	Min	TOTAL			3-PTS			REBOUNDS			PF	FO	A	TO	Blk	Stl	Pts	Avg					
				FG	FGA	Pct	3FG	FGA	Pct	FT	FTA	Pct									Off	Def	Tot	Avg	
UC Riverside	11/05/19	*	32	4	13	.308	2	5	.400	1	2	.500	3	6	9	9.0	1	0	3	2	0	11	11.0		
Southern Utah	11/09/19	*	42	5	14	.357	0	6	.000	3	6	.500	1	6	7	8.0	2	0	11	3	1	2	13	12.0	
South Dakota St.	11/15/19	*	35	8	14	.571	3	6	.500	5	7	.714	1	1	2	6.0	2	0	4	1	0	3	24	16.0	
Southern	11/22/19	*	36	6	11	.545	0	0	.000	4	7	.571	1	1	2	5.0	3	0	8	3	0	1	16	16.0	
vs Washington St.	11/25/19	*	37	2	8	.250	0	2	.000	6	11	.545	1	7	8	5.6	5	1	6	5	0	3	10	14.8	
vs George Mason	11/26/19	*	30	4	9	.444	1	3	.333	0	0	.000	1	1	2	5.0	4	0	3	4	0	0	9	13.8	
vs. South Florida	11/27/19	*	27	2	5	.400	0	0	.000	1	2	.500	1	3	4	4.9	1	0	7	1	0	2	5	12.6	
at Georgia Tech	12/04/19	*	35	4	11	.364	1	3	.333	2	4	.500	1	1	2	4.5	4	0	6	3	1	1	11	12.4	
<b>Totals</b>			<b>7</b>	<b>274</b>	<b>35</b>	<b>85</b>	<b>.412</b>	<b>7</b>	<b>25</b>	<b>.280</b>	<b>22</b>	<b>39</b>	<b>.564</b>	<b>10</b>	<b>26</b>	<b>36</b>	<b>4.5</b>	<b>22</b>	<b>1</b>	<b>48</b>	<b>22</b>	<b>2</b>	<b>12</b>	<b>99</b>	<b>12.4</b>

**NOTING MACK**

- Junior college transfer who has emerged as the Huskers' starting point guard
- Finished with 11 points and six assists in the loss at Georgia Tech
- Came off the bench in the win over South Florida and had seven assists and five points in 27 minutes
- Nearly posted his second double-double of the season with 10 points, eight rebounds and six assists vs. Washington State
- Finished with 16 points and eight assists in the win over Southern
- Posted his first 20-point game with 24 points, four assists and three steals in the win over South Dakota State
- Dished out 11 assists - the most by a Husker since 2010 - while scoring 13 points and snaring seven rebounds against Southern Utah
- Nearly posted a double-double in his Husker debut with 11 points and nine rebounds against UC Riverside
- Rated as the top point guard and No. 3 overall JC player in the country according to JUCORrecruiting.com
- Garnered first-team All-Region 18 honors at Salt Lake Community College, averaging 19.1 points, 7.6 assists, 5.9 rebounds and 2.4 steals per game in 2018-19
- Ranked fifth nationally in NJCAA in assists per game while finishing 24th nationally in steals per game
- Totaled five 30-point games and had 10-or-more assists nine times in his year at the school
- Led Christian Life Preparatory High School to a Texas Christian Athletic League Class 4A state championship as a senior, averaging 24.5 points, 2.5 rebounds, 1.5 steals and 1.2 assists per game

**MISC. STATS**

Category	2019-20	Career
Double-Figure Scoring	6	6
Double-Figure Rebounding	0	0
Double-Figure Assists	1	1
Double-Doubles	1	1
Led NU in Scoring	2	2
Led NU in Rebounding	2	2
Led NU in Assists	7	7
20+ Point Games	1	1
30+ Point Games	0	0

**TOP PERFORMANCES OF 2019-20**

Category	No.	Opponent (Date)
Points	24	South Dakota State (11/15/19)
	16	Southern (11/22/19)
	13	Southern Utah (11/9/19)
Rebounds	9	UC Riverside (11/5/19)
	8	vs. Washington State (11/25/19)
	7	Southern Utah (11/9/19)
Assists	11	Southern Utah (11/9/19)
	8	Southern (11/22/19)
	7	vs. South Florida (11/27/19)

**#4 SHAMIEL STEVENSON**

6-6 | 245 | Jr. | G/F | Toronto, Ontario, Canada

**CAREER STATS**

Year	GP	GS	Min		Total			3-PTS			FT			Rebounds				PF	FO	Ast	TO	Blk	Stl	Pts	Avg
					FG	FGA	Pct	3FG	3FGA	Pct	FT	FTA	Pct	Off	Def	Tot	Avg								
2017-18*	32	13	761	23.8	95	188	.505	15	40	.375	68	112	.607	27	114	141	4.4	50	0	33	72	8	16	273	8.5
2018-19*	4	0	32	8.0	7	12	.583	1	1	1.000	0	1	.000	0	7	7	1.8	3	0	3	1	1	3	15	3.8
2019-20	Has Not Played																								
<b>All*</b>	<b>36</b>	<b>13</b>	<b>793</b>	<b>22.0</b>	<b>102</b>	<b>200</b>	<b>.510</b>	<b>16</b>	<b>41</b>	<b>.390</b>	<b>68</b>	<b>113</b>	<b>.602</b>	<b>27</b>	<b>121</b>	<b>148</b>	<b>4.1</b>	<b>53</b>	<b>0</b>	<b>36</b>	<b>73</b>	<b>9</b>	<b>19</b>	<b>288</b>	<b>8.0</b>

**2019-20 GAME BY GAME**

Opponent	Date	GS	Min	TOTAL			3-PTS			FT			REBOUNDS				PF	FO	A	TO	Blk	Stl	Pts	Avg
				FG	FGA	Pct	3FG	3FGA	Pct	FT	FTA	Pct	Off	Def	Tot	Avg								
UC Riverside	11/5/19		DNP																					
Southern Utah	11/9/19		DNP																					
South Dakota State	11/15/19		DNP																					
Southern	11/22/19		DNP																					
vs. Washington State	11/25/19		DNP																					
vs. George Mason	11/26/19		DNP																					
vs. South Florida	11/27/19		DNP																					
at Georgia Tech	12/4/19		DNP																					
<b>Totals</b>		<b>0</b>	<b>0</b>	<b>0</b>	<b>0</b>	<b>.000</b>	<b>0</b>	<b>0</b>	<b>.000</b>	<b>0</b>	<b>0</b>	<b>.000</b>	<b>0</b>	<b>0</b>	<b>0</b>	<b>0.0</b>	<b>0</b>	<b>0</b>	<b>0</b>	<b>0</b>	<b>0</b>	<b>0</b>	<b>0</b>	<b>0.0</b>

**NOTING STEVENSON**

- Will redshirt this season following his NCAA appeal being denied
- Played in 32 games, including 13 starts at Pittsburgh in 2017-18, averaging 8.5 points on 51 percent shooting and 4.4 rebounds per game to rank second on the Panthers in rebounds
- Reached double figures 13 times, including a career-high 19 points against Montana
- Played at Hillcrest (Ariz.) Prep, averaging 14.2 points and 6.3 rebounds and was selected to play in the 2017 BioSteel All-Canadian Game

**MISC. STATS**

Category	2019-20	Career
Double-Figure Scoring	0	13
Double-Figure Rebounding	0	0
Double-Figure Assists	0	0
Double-Doubles	0	0
Led NU in Scoring	0	0
Led NU in Rebounding	0	0
Led NU in Assists	0	0
20+ Point Games	0	0
30+ Point Games	0	0

\*Includes Pittsburgh

**TOP PERFORMANCES OF 2019-20**

Category	No.	Opponent (Date)
Points	NA	
Rebounds	NA	
Assists	NA	



**#11 DACHON BURKE JR.** | 6-4 | 180 | Jr. | G | Orange, N.J.

**CAREER STATS**

Year	GP	GS	Total		Total									Rebounds				PF	FO	Ast	TO	Blk	Stl	Pts	Avg
			Min	Avg	FG	FGA	Pct	3FG	3FGA	Pct	FT	FTA	Pct	Off	Def	Tot	Avg								
2016-17*	33	17	755	22.9	95	226	.420	14	44	.318	47	64	.734	49	79	128	3.9	74	4	24	58	11	51	251	7.6
2017-18*	32	32	1044	32.6	210	458	.459	44	130	.338	98	156	.628	59	125	184	5.8	81	0	80	86	16	67	562	17.6
2019-20	8	8	212	26.5	33	81	.407	11	31	.355	22	37	.595	6	22	28	3.5	11	0	9	8	6	9	99	12.4
<b>TOTAL</b>	<b>8</b>	<b>8</b>	<b>212</b>	<b>26.5</b>	<b>33</b>	<b>81</b>	<b>.407</b>	<b>11</b>	<b>31</b>	<b>.355</b>	<b>22</b>	<b>37</b>	<b>.595</b>	<b>6</b>	<b>22</b>	<b>28</b>	<b>3.5</b>	<b>11</b>	<b>0</b>	<b>9</b>	<b>8</b>	<b>6</b>	<b>9</b>	<b>99</b>	<b>12.4</b>
<i>All*</i>	<i>73</i>	<i>57</i>	<i>2011</i>	<i>27.5</i>	<i>338</i>	<i>765</i>	<i>.442</i>	<i>69</i>	<i>205</i>	<i>.337</i>	<i>167</i>	<i>257</i>	<i>.650</i>	<i>114</i>	<i>226</i>	<i>340</i>	<i>4.7</i>	<i>166</i>	<i>4</i>	<i>113</i>	<i>152</i>	<i>33</i>	<i>127</i>	<i>912</i>	<i>12.5</i>

**2019-20 GAME BY GAME**

Opponent	Date	GS	Min	TOTAL			3-PTS			REBOUNDS			PF	FO	A	TO	Blk	Stl	Pts	Avg					
				FG	FGA	Pct	3FG	3FGA	Pct	Off	Def	Tot									Avg				
UC Riverside	11/05/19	*	23	2	7	.286	0	3	.000	3	4	.750	0	2	2	2.0	0	0	0	2	1	1	7	7.0	
Southern Utah	11/09/19	*	33	4	10	.400	1	4	.250	4	4	1.000	0	4	4	3.0	4	0	2	1	1	1	13	10.0	
South Dakota State	11/15/19	*	28	5	13	.385	1	4	.250	6	9	.667	3	4	7	4.3	2	0	1	0	0	1	17	12.3	
Southern	11/22/19	*	17	3	6	.500	2	3	.667	1	6	.167	1	2	3	4.0	1	0	1	0	2	0	9	11.5	
vs Washington St.	11/25/19	*	29	5	13	.385	1	2	.500	3	4	.750	1	4	5	4.2	0	0	2	0	0	1	14	12.0	
vs George Mason	11/26/19	*	31	5	12	.417	2	5	.400	2	4	.500	0	2	2	3.8	1	0	1	4	1	5	14	12.3	
vs. South Florida	11/27/19	*	31	8	11	.727	3	5	.600	2	4	.500	1	3	4	3.9	2	0	1	1	1	0	21	13.6	
at Georgia Tech	12/04/19	*	20	1	9	.111	1	5	.200	1	2	.500	0	1	1	3.5	1	0	1	0	0	0	4	12.4	
<b>Totals</b>			<b>8</b>	<b>212</b>	<b>33</b>	<b>81</b>	<b>.407</b>	<b>11</b>	<b>31</b>	<b>.355</b>	<b>22</b>	<b>37</b>	<b>.595</b>	<b>6</b>	<b>22</b>	<b>28</b>	<b>3.5</b>	<b>11</b>	<b>0</b>	<b>9</b>	<b>8</b>	<b>6</b>	<b>9</b>	<b>99</b>	<b>12.4</b>

**NOTING BURKE**

- Has started all eight games as Nebraska has utilized a four-guard lineup
- Enjoyed a strong performance at the Cayman Islands Classic, averaging 16.3 points per game on 50 percent shooting, 3.7 steals and 2.0 steals per game
- Totaled a season-high 21 points on 8-of-11 shooting including two crucial 3-pointers after South Florida pulled within one in the second half
- Totaled 14 points - including Nebraska's first 12 points - and a season-high five steals in the loss to George Mason
- Had 14 points and five rebounds in the win over Washington State
- Finished with nine points and two blocked shots in the overtime win over Southern
- Tallied a season-high 17 points and seven boards in 28 minutes of work against South Dakota State
- Reached double figures for the first time at Nebraska with 13 points and four rebounds vs. Southern Utah
- Sat out the 2018-19 season after transferring from Robert Morris
- Earned second-team All-Northeast Conference honors in 2017-18, averaging 17.6 points, 5.8 rebounds and 2.1 assists per game, as he led the NEC in steals and was fourth in scoring
- Four-time conference player of the week who reached double figures 30 times as a sophomore

**MISC. STATS**

Category	2019-20	Career*
Double-Figure Scoring	5	46
Double-Figure Rebounding	0	3
Double-Figure Assists	0	0
Double-Doubles	0	3
Led NU in Scoring	1	1
Led NU in Rebounding	0	0
Led NU in Assists	0	0
20+ Point Games	1	11
30+ Point Games	0	0

\*Includes Robert Morris

**TOP PERFORMANCES OF 2019-20**

Category	No.	Opponent (Date)
Points	21	vs. South Florida (11/27/19)
	17	South Dakota State (11/15/19)
	14	vs. George Mason (11/26/19)
	14	vs. Washington State (11/25/19)
Rebounds	7	South Dakota State (11/15/19)
	5	vs. Washington State (11/25/19)
	4	Southern Utah (11/9/19)
	4	vs. South Florida (11/27/19)
Assists	2	Southern Utah (11/9/19)
	2	vs. Washington State (11/25/19)





**#13 DERRICK WALKER** | 6-8 | 235 | Jr. | F | Kansas City, Mo.

#### CAREER STATS

Year	GP	GS	Min		Total			3-PTS			FT			Rebounds				PF	FO	Ast	TO	Blk	Stl	Pts	Avg
			Min	Avg	FG	FGA	Pct	3FG	3FGA	Pct	FT	FTA	Pct	Off	Def	Tot	Avg								
2017-18*	34	0	299	8.8	28	47	.596	0	0	.000	10	25	.400	29	46	75	2.2	43	0	9	21	7	3	66	1.9
2018-19*	30	0	160	5.3	10	19	.526	0	0	.000	5	19	.263	8	24	32	1.1	28	0	7	6	3	6	25	0.8
All*	64	0	459	7.2	38	66	.576	0	0	.000	15	44	.341	37	70	107	1.7	71	0	16	27	10	9	91	1.4

#### 2019-20 GAME BY GAME

Opponent	Date	GS	Min	TOTAL			3-PTS			FT			REBOUNDS				PF	FO	A	TO	Blk	Stl	Pts	Avg
				FG	FGA	Pct	3FG	3FGA	Pct	FT	FTA	Pct	Off	Def	Tot	Avg								
UC Riverside	11/5/19		DNP																					
Southern Utah	11/9/19		DNP																					
South Dakota State	11/15/19		DNP																					
Southern	11/22/19		DNP																					
vs. Washington State	11/25/19		DNP																					
vs. George Mason	11/26/19		DNP																					
vs. South Florida	11/27/19		DNP																					
at Georgia Tech	12/4/19		DNP																					
<b>Totals</b>		0	0	0	0	.000	0	0	.000	0	0	.000	0	0	0	0.0	0	0	0	0	0	0	0	0.0

#### NOTING WALKER

- Walker is sitting out the 2019-20 season after transferring from Tennessee
- Played in 30 games at Tennessee in 2018-19 as the Volunteers reached the NCAA Sweet 16
- Helped the Volunteers to an SEC title in 2017-18, playing in 34 games and averaging 1.9 points and 2.2 rebounds per outing
- A four-star prospect by ESPN who played at Sunrise (Kan.) Christian Academy, averaging 14 points and seven rebounds per game in 2016-17
- Played on MOKAN Elite AAU program with NBA first-round picks Trae Young and Michael Porter Jr.
- Spent freshman-junior years at Raytown High School, the alma mater of former Husker great Tyronn Lue

#### MISC. STATS

Category	2019-20	Career*
Double-Figure Scoring	0	1
Double-Figure Rebounding	0	0
Double-Figure Assists	0	0
Double-Doubles	0	0
Led NU in Scoring	0	0
Led NU in Rebounding	0	0
Led NU in Assists	0	0
20+ Point Games	0	0
30+ Point Games	0	0

\*Includes Tennessee

#### TOP PERFORMANCES OF 2019-20

Category	No.	Opponent (Date)
Points	NA	
Rebounds	NA	
Assists	NA	



**#15 SAMARI CURTIS** | 6-4 | 190 | Fr. | G | Xenia, Ohio

**CAREER STATS**

Year	GP	GS	Total										Rebounds												
			Min	Avg	FG	FGA	Pct	3FG	3FGA	Pct	FT	FTA	Pct	Off	Def	Tot	Avg	PF	FO	Ast	TO	Blk	Stl	Pts	Avg
2019-20	8	0	48	6.0	4	10	.400	4	9	.444	2	2	1.000	0	7	7	0.9	5	0	1	2	1	0	14	1.8
<b>TOTAL</b>	<b>8</b>	<b>0</b>	<b>48</b>	<b>6.0</b>	<b>4</b>	<b>10</b>	<b>.400</b>	<b>4</b>	<b>9</b>	<b>.444</b>	<b>2</b>	<b>2</b>	<b>1.000</b>	<b>0</b>	<b>7</b>	<b>7</b>	<b>0.9</b>	<b>5</b>	<b>0</b>	<b>1</b>	<b>2</b>	<b>1</b>	<b>0</b>	<b>14</b>	<b>1.8</b>

**2019-20 GAME BY GAME**

Opponent	Date	GS	Min	TOTAL			3-PTS			REBOUNDS				PF	FO	A	TO	Blk	Stl	Pts	Avg			
				FG	FGA	Pct	3FG	FGA	Pct	FT	FTA	Pct	Off									Def	Tot	Avg
UC Riverside	11/05/19	10	0	1	.000	0	1	.000	0	0	0	0	0	0	0	0	0	0	0	0	0	0.0		
Southern Utah	11/09/19	3	0	1	.000	0	1	.000	0	0	0	0	0	0	0	0	0	0	0	0	0	0.0		
South Dakota St.	11/15/19	10	1	2	.500	1	2	.500	0	0	0	0	2	2	0.7	1	0	0	0	0	0	3	1.0	
Southern	11/22/19	12	1	1	1.000	1	1	1.000	2	2	1.000	0	4	4	1.5	2	0	0	1	0	0	5	2.0	
vs. Washington St.	11/25/19	2	0	0	.000	0	0	.000	0	0	0	0	0	0	1.2	0	0	0	0	0	0	0	1.6	
vs. George Mason	11/26/19	7	1	4	.250	1	3	.333	0	0	0	0	0	0	1.0	0	0	0	0	0	0	3	1.8	
vs. South Florida	11/27/19	4	1	1	1.000	1	1	1.000	0	0	0	0	1	1	1.0	0	0	0	0	0	0	3	2.0	
at Georgia Tech	12/04/19	1	0	0	.000	0	0	.000	0	0	0	0	0	0	0.9	0	0	0	0	0	0	0	1.8	
<b>Totals</b>		<b>0</b>	<b>48</b>	<b>4</b>	<b>10</b>	<b>.400</b>	<b>4</b>	<b>9</b>	<b>.444</b>	<b>2</b>	<b>2</b>	<b>1.000</b>	<b>0</b>	<b>7</b>	<b>7</b>	<b>0.9</b>	<b>5</b>	<b>0</b>	<b>1</b>	<b>2</b>	<b>1</b>	<b>0</b>	<b>14</b>	<b>1.8</b>

**NOTING CURTIS**

- Reserve guard who has appeared in NU’s first eight contests
- Hit his only 3-pointer and added a rebound in five minutes against South Florida
- Saw his most extensive action against Southern, setting personal bests in points (five) and rebounds (four) in 12 minutes off the bench
- Broke into the scoring column with a 3-pointer and two boards in 10 minutes against South Dakota State
- 2019 Ohio Mr. Basketball who was a four-star recruit and ranked among the top-200 seniors by 247Sports
- Prolific scorer who totaled over 2,000 points in high school and average more than 30 points per game as a junior and senior at Xenia High School
- Garnered first-team all-state honors as a senior, averaging 33.8 points, 7.3 rebounds, 5.2 assists and 2.4 steals per game, including nine 40-point performances

**MISC. STATS**

Category	2019-20	Career
Double-Figure Scoring	0	0
Double-Figure Rebounding	0	0
Double-Figure Assists	0	0
Double-Doubles	0	0
Led NU in Scoring	0	0
Led NU in Rebounding	0	0
Led NU in Assists	0	0
20+ Point Games	0	0
30+ Point Games	0	0

**TOP PERFORMANCES OF 2019-20**

Category	No.	Opponent (Date)
Points	5	Southern (11/22/19)
	3	South Dakota State (11/15/19)
	3	vs. George Mason (11/26/19)
	3	vs. South Florida (11/27/19)
Rebounds	4	Southern (11/22/19)
	2	South Dakota State (11/15/19)
Assists	1	UC Riverside (11/5/19)



**#21 JACE PIATKOWSKI** | 6-4 | 175 | Fr. | G | Omaha, Neb.

#### CAREER STATS

Year	GP	GS	Min	Avg	Total					Rebounds					PF	FO	Ast	TO	Blk	Stl	Pts	Avg
					FG	FGA	Pct	3FG	3FGA	Pct	FT	FTA	Pct	Off								
2019-20	Has not played																					

#### 2019-20 GAME BY GAME

Opponent	Date	GS	Min	TOTAL			3-PTS			REBOUNDS			PF	FO	A	TO	Blk	Stl	Pts	Avg	
				FG	FGA	Pct	3FG	3FGA	Pct	FT	FTA	Pct									Off
UC Riverside	11/5/19		DNP																		
Southern Utah	11/9/19		DNP																		
South Dakota State	11/15/19		DNP																		
Southern	11/22/19		DNP																		
vs. Washington State	11/25/19		DNP																		
vs. George Mason	11/26/19		DNP																		
vs. South Florida	11/27/19		DNP																		
at Georgia Tech	12/4/19		DNP																		
<b>Totals</b>		0	0	0	0	.000	0	0	.000	0	0	.000	0	0	0	0.0	0	0	0	0	0.0

#### NOTING PIATKOWSKI

- Walk-on who is a reserve guard on the 2019-20 Huskers
- Played at Elkhorn South, averaging 18.6 points and 3.3 rebounds per game as a senior, highlighted by a 36-point performance against Lincoln High, to earn honorable-mention all-state honors from the Omaha World-Herald
- Was AAU teammates with fellow Husker freshmen Akol Arop, Charlie Easley and Bret Porter
- His father (Eric) played at Nebraska from 1991-94 and spent 14 years in the NBA
- The elder Piatkowski ranks second in school history with 1,934 points and was a two-time All-Big Eight pick and 1994 Big Eight Tournament MVP

#### MISC. STATS

Category	2019-20	Career
Double-Figure Scoring	0	0
Double-Figure Rebounding	0	0
Double-Figure Assists	0	0
Double-Doubles	0	0
Led NU in Scoring	0	0
Led NU in Rebounding	0	0
Led NU in Assists	0	0
20+ Point Games	0	0
30+ Point Games	0	0

#### TOP PERFORMANCES OF 2019-20

Category	No.	Opponent (Date)
Points	NA	
Rebounds	NA	
Assists	NA	



**#22 HAANIF CHEATHAM** | 6-5 | 195 | Sr. | G | Fort Lauderdale, Fla.

**CAREER STATS**

Year	GP	GS	Min	Avg	Total					Rebounds				PF	FO	Ast	TO	Blk	Stl	Pts	Avg				
					FG	FGA	Pct	3FG	3FGA	Pct	FT	FTA	Pct									Off	Def	Tot	Avg
2015-16*	33	33	974	29.5	131	268	.489	29	75	.387	100	122	.820	13	98	111	3.4	67	1	73	88	1	34	391	11.8
2016-17*	32	25	814	25.4	93	203	.458	13	40	.325	79	103	.767	22	101	123	3.8	49	0	71	51	4	23	278	8.7
2017-18*	5	5	131	26.2	16	37	.432	5	13	.385	4	7	.571	2	12	14	2.8	7	0	7	8	0	5	41	8.2
2018-19*	10	10	273	27.3	49	108	.454	8	22	.364	26	40	.650	4	44	48	4.8	12	0	19	24	2	12	132	13.2
2019-20	8	8	262	32.8	38	63	.603	5	14	.357	18	32	.563	4	38	42	5.3	13	0	11	11	2	7	99	12.4
<b>TOTAL</b>	<b>8</b>	<b>8</b>	<b>262</b>	<b>32.8</b>	<b>38</b>	<b>63</b>	<b>.603</b>	<b>5</b>	<b>14</b>	<b>.357</b>	<b>18</b>	<b>32</b>	<b>.563</b>	<b>4</b>	<b>38</b>	<b>42</b>	<b>5.3</b>	<b>13</b>	<b>0</b>	<b>11</b>	<b>11</b>	<b>2</b>	<b>7</b>	<b>99</b>	<b>12.4</b>
<i>All*</i>	<i>88</i>	<i>81</i>	<i>2454</i>	<i>27.9</i>	<i>327</i>	<i>679</i>	<i>.482</i>	<i>60</i>	<i>164</i>	<i>.366</i>	<i>227</i>	<i>304</i>	<i>.747</i>	<i>45</i>	<i>293</i>	<i>338</i>	<i>3.8</i>	<i>148</i>	<i>1</i>	<i>181</i>	<i>182</i>	<i>9</i>	<i>81</i>	<i>941</i>	<i>10.7</i>

**2019-20 GAME BY GAME**

Opponent	Date	GS	Min	TOTAL			3-PTS			REBOUNDS			PF	FO	A	TO	Blk	Stl	Pts	Avg					
				FG	FGA	Pct	3FG	FGA	Pct	FT	FTA	Pct									Off	Def	Tot	Avg	
UC Riverside	11/05/19	*	26	0	3	.000	0	2	.000	1	2	.500	0	2	2	2.0	0	0	3	1	0	1	1	1.0	
Southern Utah	11/09/19	*	35	1	3	.333	0	0	.000	2	5	.400	0	5	5	3.5	3	0	1	1	1	2	4	2.5	
South Dakota St.	11/15/19	*	30	8	11	.727	0	2	.000	1	3	.333	1	5	6	4.3	1	0	3	1	1	0	17	7.3	
Southern	11/22/19	*	34	2	5	.400	0	1	.000	1	3	.333	0	7	7	5.0	1	0	2	0	0	1	5	6.8	
vs. Washington St.	11/25/19	*	34	8	10	.800	2	3	.667	1	2	.500	1	6	7	5.4	3	0	0	3	0	0	19	9.2	
vs. George Mason	11/26/19	*	31	5	9	.556	2	4	.500	1	2	.500	0	1	1	4.7	0	0	0	0	0	1	13	9.8	
vs. South Florida	11/27/19	*	37	8	11	.727	1	1	1.000	9	11	.818	0	3	3	4.4	3	0	0	2	0	0	26	12.1	
at Georgia Tech	12/04/19	*	35	6	11	.545	0	1	.000	2	4	.500	2	9	11	5.3	2	0	2	3	0	2	14	12.4	
<b>Totals</b>			<b>8</b>	<b>262</b>	<b>38</b>	<b>63</b>	<b>.603</b>	<b>5</b>	<b>14</b>	<b>.357</b>	<b>18</b>	<b>32</b>	<b>.563</b>	<b>4</b>	<b>38</b>	<b>42</b>	<b>5.3</b>	<b>13</b>	<b>0</b>	<b>11</b>	<b>11</b>	<b>2</b>	<b>7</b>	<b>99</b>	<b>12.4</b>

- Cayman Islands Classic All-Tournament Team

**NOTING CHEATHAM**

- One of NU's most experienced players, as he has made 81 career starts and totaled over 900 points in his college career
- Recorded his first career double-double with 14 points and a career-high 11 rebounds at Georgia Tech
- Earned a spot on the Cayman Islands Classic All-Tournament team, averaging 19.3 points per game on 70 percent shooting along with 3.7 rebounds per game
- Scored a career-high 26 points in the win over South Florida, hitting 8-of-11 shots from the field and 9-of-11 from the foul line.
- Led NU with 19 points on 8-of-10 shooting along with seven rebounds in the victory over Washington State
- Grabbed a team-high seven rebounds and had five points in the win over Southern
- Shined in the win over South Dakota State with 17 points on 8-of-11 shooting, six boards and three assists
- Spent the 2018-19 season at Florida Gulf Coast, averaging 13.2 points and 4.8 rebounds per game, as he reached double figures eight times in 10 games before missing the rest of the season with a shoulder injury
- Began his collegiate career at Marquette, where he spent two-plus seasons, and was named the team's best defensive player in 2015-16 and 2016-17
- Earned All-Big East Freshman team honors, averaging 11.8 points, 3.4 rebounds and 2.2 assists per game as he started all 33 games
- Was a top-100 recruit by all the major recruiting services at Pembroke Pines Charter High School, where he averaged 24.0 points, 5.0 rebounds and 3.0 assists per game

**MISC. STATS**

Category	2019-20	Career*
Double-Figure Scoring	5	49
Double-Figure Rebounding	1	1
Double-Figure Assists	0	0
Double-Doubles	1	1
Led NU in Scoring	3	3
Led NU in Rebounding	2	2
Led NU in Assists	1	1
20+ Point Games	1	9
30+ Point Games	0	0

\*Includes Marquette and Florida Gulf Coast

**TOP PERFORMANCES OF 2019-20**

Category	No.	Opponent (Date)
Points	26	vs. South Florida (11/27/19)
	19	vs. Washington State (11/25/19)
	17	South Dakota State (11/15/19)
Rebounds	11	at Georgia Tech (12/4/19)
	7	Southern (11/22/19)
	7	vs. Washington State (11/25/19)
Assists	3	UC Riverside (11/5/19)
	3	South Dakota State (11/15/19)
	2	Southern (11/22/19)


**#23 JERVAY GREEN** | 6-3 | 210 | Jr. | G | Denver, Colo.

**CAREER STATS**

Year	GP	GS	Total										Rebounds												
			Min	Avg	FG	FGA	Pct	3FG	3FGA	Pct	FT	FTA	Pct	Off	Def	Tot	Avg	PF	FO	Ast	TO	Blk	Stl	Pts	Avg
2019-20	8	8	251	31.4	29	79	.367	14	45	.311	11	21	.524	8	30	38	4.8	21	1	23	19	4	9	83	10.4
<b>TOTAL</b>	<b>8</b>	<b>8</b>	<b>251</b>	<b>31.4</b>	<b>29</b>	<b>79</b>	<b>.367</b>	<b>14</b>	<b>45</b>	<b>.311</b>	<b>11</b>	<b>21</b>	<b>.524</b>	<b>8</b>	<b>30</b>	<b>38</b>	<b>4.8</b>	<b>21</b>	<b>1</b>	<b>23</b>	<b>19</b>	<b>4</b>	<b>9</b>	<b>83</b>	<b>10.4</b>

**2019-20 GAME BY GAME**

Opponent	Date	GS	Min	TOTAL			3-PTS			REBOUNDS			PF	FO	A	TO	Blk	Stl	Pts	Avg					
				FG	FGA	Pct	3FG	FGA	Pct	FT	FTA	Pct									Off	Def	Tot	Avg	
UC Riverside	11/05/19	*	33	2	9	.222	1	5	.200	0	2	.000	1	1	2	2.0	5	1	2	3	3	2	5	5.0	
Southern Utah	11/09/19	*	46	6	18	.333	2	8	.250	4	6	.667	2	6	8	5.0	2	0	1	2	1	3	18	11.5	
South Dakota St.	11/15/19	*	24	3	7	.429	0	3	.000	0	0	.000	0	4	4	4.7	2	0	5	2	0	0	6	9.7	
Southern	11/22/19	*	36	7	12	.583	4	6	.667	4	7	.571	1	3	4	4.5	2	0	6	3	0	2	22	12.8	
vs. Washington St.	11/25/19	*	27	5	9	.556	3	5	.600	3	4	.750	2	6	8	5.2	3	0	2	1	0	0	16	13.4	
vs. George Mason	11/26/19	*	24	1	7	.143	0	5	.000	0	0	.000	1	3	4	5.0	3	0	5	2	0	1	2	11.5	
vs. South Florida	11/27/19	*	27	1	4	.250	1	3	.333	0	0	.000	0	3	3	4.7	1	0	0	3	0	0	3	10.3	
at Georgia Tech	12/04/19	*	34	4	13	.308	3	10	.300	0	2	.000	1	4	5	4.8	3	0	2	3	0	1	11	10.4	
<b>Totals</b>			<b>8</b>	<b>251</b>	<b>29</b>	<b>79</b>	<b>.367</b>	<b>14</b>	<b>45</b>	<b>.311</b>	<b>11</b>	<b>21</b>	<b>.524</b>	<b>8</b>	<b>30</b>	<b>38</b>	<b>4.8</b>	<b>21</b>	<b>1</b>	<b>23</b>	<b>19</b>	<b>4</b>	<b>9</b>	<b>83</b>	<b>10.4</b>

**NOTING GREEN**

- Junior college transfer who has been an impact addition to the Husker backcourt
- Finished with 11 points, including a trio of 3-pointers and five rebounds against Georgia Tech
- Dished out five assists and grabbed four rebounds in the loss to George Mason
- Totaled 16 points and tied for the team lead with eight rebounds in the win over Washington State
- Keyed Nebraska's overtime win over Southern with a season-high 22 points, including four 3-pointers, along with six assists and four rebounds, as he scored six points in overtime
- Turned in a solid all-around effort against South Dakota State with six points, five assists and four boards in 24 minutes
- Nearly totaled a double-double against Southern Utah with 18 points and eight boards in 46 minutes
- Rated as the top combo guard and No. 8 overall JC player in the country according to JUCORecruiting.com
- Spent two seasons at Western Nebraska Community College, where he totaled 1,278 points to rank second in school history, while also finishing in the top-10 on career charts for assists (fifth, 297), steals (seventh, 114) and 3-pointers (sixth, 134)
- Earned NJCAA All-America honors as a sophomore, averaging 23.6 points, 5.7 rebounds and 5.3 assists per game
- Region IX Co-Player of the Year finished eighth nationally in scoring and totaled six 30-point games in 2018-19
- Third Western Nebraska CC product to play at NU, joining Bernard Garner, who played on a pair of postseason squads in the mid-1990s and Mike Peltz, who walked on the team during the 2012-13 and 2013-14 seasons
- Attended George Washington High School in Denver where he averaged nearly 20 points, four rebounds, four assists and three steals for a team that went 25-3 and was the Class 5A runner-up as a senior
- Set the school's single-game scoring record with 64 points, breaking the mark held by former NBA star Chauncey Billups.

**MISC. STATS**

Category	2019-20	Career
Double-Figure Scoring	4	4
Double-Figure Rebounding	0	0
Double-Figure Assists	0	0
Double-Doubles	0	0
Led NU in Scoring	1	1
Led NU in Rebounding	1	1
Led NU in Assists	2	2
20+ Point Games	1	1
30+ Point Games	0	0

**TOP PERFORMANCES OF 2019-20**

Category	No.	Opponent (Date)
Points	22	Southern (11/22/19)
	18	Southern Utah (11/9/19)
	16	vs. Washington State (11/25/19)
Rebounds	8	Southern Utah (11/9/19)
	8	vs. Washington State (11/25/19)
	5	at Georgia Tech (12/4/19)
Assists	6	Southern (11/22/19)
	5	vs. George Mason (11/26/19)
	5	South Dakota State (11/15/19)

**#24 YVAN OUEDRAOGO**

6-9 | 260 | Fr. | F | Bordeaux, France

**CAREER STATS**

Year	GP	GS	Total										Rebounds					PF	FO	Ast	TO	Blk	Stl	Pts	Avg
			Min	Avg	FG	FGA	Pct	3FG	3FGA	Pct	FT	FTA	Pct	Off	Def	Tot	Avg								
2019-20	8	8	159	19.9	17	37	.459	0	0	.000	9	20	.450	18	24	42	5.3	10	0	4	14	4	5	43	5.4
<b>TOTAL</b>	<b>8</b>	<b>8</b>	<b>159</b>	<b>19.9</b>	<b>17</b>	<b>37</b>	<b>.459</b>	<b>0</b>	<b>0</b>	<b>.000</b>	<b>9</b>	<b>20</b>	<b>.450</b>	<b>18</b>	<b>24</b>	<b>42</b>	<b>5.3</b>	<b>10</b>	<b>0</b>	<b>4</b>	<b>14</b>	<b>4</b>	<b>5</b>	<b>43</b>	<b>5.4</b>

**2019-20 GAME BY GAME**

Opponent	Date	GS	Min	TOTAL			3-PTS			REBOUNDS			PF	FO	A	TO	Blk	Stl	Pts	Avg					
				FG	FGA	Pct	3FG	3FGA	Pct	FT	FTA	Pct									Off	Def	Tot	Avg	
UC Riverside	11/05/19	*	21	4	6	.667	0	0	.000	1	4	.250	0	3	3	3.0	1	0	1	1	2	9	9.0		
Southern Utah	11/09/19	*	14	1	6	.167	0	0	.000	0	0	.000	2	3	5	4.0	1	0	2	0	0	2	5.5		
South Dakota St.	11/15/19	*	21	3	7	.429	0	0	.000	0	1	.000	6	6	12	6.7	4	0	2	5	0	0	6	5.7	
Southern	11/22/19	*	22	3	4	.750	0	0	.000	5	7	.714	1	3	4	6.0	0	0	0	0	1	0	11	7.0	
vs. Washington St.	11/25/19	*	14	2	4	.500	0	0	.000	0	2	.000	1	0	1	5.0	1	0	0	2	0	0	4	6.4	
vs. George Mason	11/26/19	*	20	1	2	.500	0	0	.000	0	0	.000	3	2	5	5.0	1	0	0	1	2	2	2	5.7	
vs. South Florida	11/27/19	*	24	2	3	.667	0	0	.000	2	2	1.000	1	4	5	5.0	2	0	0	1	0	0	6	5.7	
at Georgia Tech	12/04/19	*	23	1	5	.200	0	0	.000	1	4	.250	4	3	7	5.3	0	0	1	2	0	1	3	5.4	
<b>Totals</b>			<b>8</b>	<b>159</b>	<b>17</b>	<b>37</b>	<b>.459</b>	<b>0</b>	<b>0</b>	<b>.000</b>	<b>9</b>	<b>20</b>	<b>.450</b>	<b>18</b>	<b>24</b>	<b>42</b>	<b>5.3</b>	<b>10</b>	<b>0</b>	<b>4</b>	<b>14</b>	<b>4</b>	<b>5</b>	<b>43</b>	<b>5.4</b>

**NOTING OUEDRAOGO**

- Freshman who doesn't turn 18 until following the Big Ten Tournament and is believed to be the youngest player in the Big Ten
- Grabbed seven rebounds and added three points at Georgia Tech
- Totaled six points and a team-high five rebounds in the win over South Florida
- Reached double figures for the first time in his career with 11 points, including six in overtime, and four rebounds against Southern
- Grabbed a season-high 12 rebounds and scored six points in 21 minutes vs. South Dakota State
- Totaled nine points and five boards in his collegiate debut against UC Riverside
- Spent the summer playing for the French U-18 National Team, helping France to a 6-1 record and fifth-place finish at the European Championships
- Attended the National Institute of Sport, Expertise and Performance (INSEP), a program which produced Clint Capela, Boris Diaw and Tony Parker, among others
- Represented France in the 2018 FIBA U-16 European Championships, when he averaged 12.7 points and 9.7 rebounds per game to earn team MVP honors

**MISC. STATS**

Category	2019-20	Career
Double-Figure Scoring	1	1
Double-Figure Rebounding	1	1
Double-Figure Assists	0	0
Double-Doubles	0	0
Led NU in Scoring	0	0
Led NU in Rebounding	3	3
Led NU in Assists	0	0
20+ Point Games	0	0
30+ Point Games	0	0

**TOP PERFORMANCES OF 2019-20**

Category	No.	Opponent (Date)
Points	11	Southern (11/22/19)
	9	UC Riverside (11/5/19)
	6	vs. South Florida (11/27/19)
	6	South Dakota State (11/15/19)
Rebounds	12	South Dakota State (11/15/19)
	7	at Georgia Tech (12/4/19)
	5	Southern Utah (11/9/19)
	5	vs. George Mason (11/26/19)
	5	vs. South Florida (11/27/19)
Blocks	2	vs. George Mason (11/26/19)
	1	UC Riverside (11/5/19)
	1	Southern (11/22/19)



#25 MATEJ KAVAZ | 6-8 | 200 | Sr. | F | Ljubljana, Slovenia

## CAREER STATS

Year	GP	GS	Total										Rebounds						Pts	Avg					
			Min	Avg	FG	FGA	Pct	3FG	3FGA	Pct	FT	FTA	Pct	Off	Def	Tot	Avg	PF			FO	Ast	TO	Blk	Stl
2016-17*	27	0	549	20.3	81	185	.438	42	104	.404	29	42	.690	11	68	79	2.9	51	2	15	23	9	6	233	8.6
2017-18*	33	31	1038	31.5	171	361	.474	91	196	.464	68	86	.791	38	131	169	5.1	100	1	41	67	7	13	501	15.2
2018-19*	24	16	555	23.1	82	179	.458	44	96	.458	38	48	.792	14	96	110	4.6	33	0	16	20	1	6	246	10.3
2019-20	8	1	141	17.6	13	37	.351	6	22	.273	10	14	.714	0	10	10	1.3	9	0	5	4	1	1	42	5.3
<b>TOTAL</b>	<b>8</b>	<b>1</b>	<b>141</b>	<b>17.6</b>	<b>13</b>	<b>37</b>	<b>.351</b>	<b>6</b>	<b>22</b>	<b>.273</b>	<b>10</b>	<b>14</b>	<b>.714</b>	<b>0</b>	<b>10</b>	<b>10</b>	<b>1.3</b>	<b>9</b>	<b>0</b>	<b>5</b>	<b>4</b>	<b>1</b>	<b>1</b>	<b>42</b>	<b>5.3</b>
<b>All*</b>	<b>92</b>	<b>48</b>	<b>2289</b>	<b>24.9</b>	<b>347</b>	<b>762</b>	<b>.455</b>	<b>183</b>	<b>418</b>	<b>.438</b>	<b>145</b>	<b>190</b>	<b>.763</b>	<b>63</b>	<b>305</b>	<b>368</b>	<b>4.0</b>	<b>193</b>	<b>3</b>	<b>77</b>	<b>114</b>	<b>18</b>	<b>26</b>	<b>1022</b>	<b>11.1</b>

## 2019-20 GAME BY GAME

Opponent	Date	GS	Min	TOTAL			3-PTS			REBOUNDS			PF	FO	A	TO	Blk	Stl	Pts	Avg				
				FG	FGA	Pct	3FG	FGA	Pct	FT	FTA	Pct									Off	Def	Tot	Avg
UC Riverside	11/05/19	25	3	5	.600	2	3	.667	2	3	.667	0	1	1	1.0	1	0	1	0	0	10	10.0		
Southern Utah	11/09/19	19	0	3	.000	0	2	.000	2	4	.500	0	2	2	1.5	2	0	0	0	0	2	6.0		
South Dakota St.	11/15/19	17	1	6	.167	0	4	.000	0	0	.000	0	3	3	2.0	1	0	0	1	0	2	4.7		
Southern	11/22/19	21	3	6	.500	3	6	.500	1	1	1.000	0	1	1	1.8	0	0	0	2	1	1	10	6.0	
vs. Washington St.	11/25/19	14	1	3	.333	0	1	.000	0	0	.000	0	0	0	1.4	2	0	0	0	0	2	5.2		
vs. George Mason	11/26/19	16	2	7	.286	1	4	.250	5	6	.833	0	2	2	1.5	2	0	2	0	0	10	6.0		
vs. South Florida	11/27/19	*	17	3	.750	0	0	.000	0	0	.000	0	0	0	1.3	0	0	1	0	0	6	6.0		
at Georgia Tech	12/04/19	12	0	3	.000	0	2	.000	0	0	.000	0	1	1	1.3	1	0	1	0	0	0	5.3		
<b>Totals</b>		<b>1</b>	<b>141</b>	<b>13</b>	<b>37</b>	<b>.351</b>	<b>6</b>	<b>22</b>	<b>.273</b>	<b>10</b>	<b>14</b>	<b>.714</b>	<b>0</b>	<b>10</b>	<b>10</b>	<b>1.3</b>	<b>9</b>	<b>0</b>	<b>5</b>	<b>4</b>	<b>1</b>	<b>1</b>	<b>42</b>	<b>5.3</b>

## NOTING KAVAS

- Graduate transfer who is an excellent shooter and gives NU scoring punch off the bench
- Made his first start as a Husker against South Florida, finishing with six points on 3-of-4 shooting in 17 minutes
- Had 10 points, two rebounds and two assists in the loss to George Washington
- Went over 1,000 career points with 10 points, including a trio of 3-pointers, in 21 minutes against Southern
- Reached double figures in his Husker debut with 10 points in 25 minutes against UC Riverside
- Spent four seasons at Seattle University before graduating in the summer of 2019, totaling nearly 1,000 points, including 177 3-pointers
- Was a preseason All-WAC pick before missing significant time with a shin injury in 2018-19, but still averaged 10.3 points and 4.6 rebounds per game while shooting 46 percent from 3-point range
  - Named second-team All-WAC as a sophomore, averaging 15.2 points, 5.1 rebounds and 1.2 assists per game while pacing the conference in both 3-point percentage (.464) and 3-pointers per game (2.8)
  - Was WAC Freshman of the Year in 2016-17, averaging 8.6 points per game while shooting 40 percent from 3-point range
- His older brother (Andraz) plays professionally overseas after his college career at Harding (Ark.) University

## MISC. STATS

Category	2019-20	Career*
Double-Figure Scoring	3	58
Double-Figure Rebounding	0	3
Double-Figure Assists	0	0
Double-Doubles	0	2
Led NU in Scoring	0	0
Led NU in Rebounding	0	0
Led NU in Assists	0	0
20+ Point Games	0	12
30+ Point Games	0	0

\*Includes Seattle

## TOP PERFORMANCES OF 2019-20

Category	No.	Opponent (Date)
Points	10	UC Riverside (11/5/19)
	10	Southern (11/22/19)
	10	vs. George Mason (11/26/19)
Rebounds	3	South Dakota State (11/15/19)
	2	Southern Utah (11/9/19)
	2	vs. George Mason (11/26/19)
Assists	2	vs. George Mason (11/26/19)



**#30 CHARLIE EASLEY** | 6-2 | 190 | Fr. | F | Lincoln, Neb.

**CAREER STATS**

Year	GP	GS	Total										Rebounds															
			Min	Avg	FG	FGA	Pct	3FG	3FGA	Pct	FT	FTA	Pct	Off	Def	Tot	Avg	PF	FO	Ast	TO	Blk	Stl	Pts	Avg			
2019-20	4	0	4	1.0	0	0	.000	0	0	.000	0	0	.000	0	2	.000	1	0	1	0.3	0	0	0	2	0	0	0	0.0
<b>TOTAL</b>	<b>4</b>	<b>0</b>	<b>4</b>	<b>1.0</b>	<b>0</b>	<b>0</b>	<b>.000</b>	<b>0</b>	<b>0</b>	<b>.000</b>	<b>0</b>	<b>0</b>	<b>.000</b>	<b>0</b>	<b>2</b>	<b>.000</b>	<b>1</b>	<b>0</b>	<b>1</b>	<b>0.3</b>	<b>0</b>	<b>0</b>	<b>0</b>	<b>2</b>	<b>0</b>	<b>0</b>	<b>0</b>	<b>0.0</b>

**2019-20 GAME BY GAME**

Opponent	Date	GS	Min	TOTAL			3-PTS			REBOUNDS			PF	FO	A	TO	Blk	Stl	Pts	Avg				
				FG	FGA	Pct	3FG	FGA	Pct	FT	FTA	Pct									Off	Def	Tot	Avg
UC Riverside	11/05/19	1	0	0	0	.000	0	0	.000	0	0	.000	1	0	1	1.0	0	0	0	1	0	0	0	0.0
Southern Utah	11/9/19	DNP																						
South Dakota St.	11/15/19	1	0	0	0	.000	0	0	.000	0	2	.000	0	0	0	0.5	0	0	0	0	0	0	0	0.0
Southern	11/22/19	DNP																						
vs. Washington State	11/25/19	DNP																						
vs. George Mason	11/26/19	1	0	0	0	.000	0	0	.000	0	0	.000	0	0	0	0.3	0	0	0	0	0	0	0	0.0
vs. South Florida	11/27/19	DNP																						
at Georgia Tech	12/04/19	1	0	0	0	.000	0	0	.000	0	0	.000	0	0	0	0.3	0	0	0	1	0	0	0	0.0
<b>Totals</b>		<b>0</b>	<b>4</b>	<b>0</b>	<b>0</b>	<b>.000</b>	<b>0</b>	<b>0</b>	<b>.000</b>	<b>0</b>	<b>2</b>	<b>.000</b>	<b>1</b>	<b>0</b>	<b>1</b>	<b>0.3</b>	<b>0</b>	<b>0</b>	<b>0</b>	<b>2</b>	<b>0</b>	<b>0</b>	<b>0</b>	<b>0.0</b>

**NOTING EASLEY**

- True freshman who walked on to the team after a prolific high school career at Lincoln Pius X High School
- Saw action in the loss at Georgia Tech
- Played against George Mason, but had no stats in the loss to the Patriots
- Saw action in NU's win over South Dakota State, but did not score
- Played the final minute of NU's season opener against UC Riverside
- Was a three-year starter who finished with a school-record 1,412 points
- Guided Pius X to a 27-2 record and a Class B state title in 2019 after averaging 23.3 points, 6.1 rebounds, 4.1 assists and 3.1 steals per game
- Was AAU teammates with fellow Husker freshmen Akol Arop, Jace Piatkowski and Bret Porter

**MISC. STATS**

Category	2019-20	Career
Double-Figure Scoring	0	0
Double-Figure Rebounding	0	0
Double-Figure Assists	0	0
Double-Doubles	0	0
Led NU in Scoring	0	0
Led NU in Rebounding	0	0
Led NU in Assists	0	0
20+ Point Games	0	0
30+ Point Games	0	0

**TOP PERFORMANCES OF 2019-20**

Category	No.	Opponent (Date)
Points	NA	
Rebounds	1	UC Riverside (11/5/19)
Assists	NA	




**#34 THORIR THORBJARNARSON** | 6-6 | 205 | Jr. | G | Reykjavik, Iceland

**CAREER STATS**

Year	GP	GS	Total		Total									Rebounds				PF	FO	Ast	TO	Blk	Stl	Pts	Avg
			Min	Avg	FG	FGA	Pct	3FG	3FGA	Pct	FT	FTA	Pct	Off	Def	Tot	Avg								
2017-18	9	0	19	2.1	3	7	.429	2	5	.400	0	0	.000	1	3	4	0.4	4	0	3	1	0	1	8	0.9
2018-19	25	7	307	12.3	19	56	.339	4	23	.174	8	12	.667	10	43	53	2.1	25	0	29	13	5	14	50	2.0
2019-20	8	0	152	19.0	14	29	.483	6	14	.429	5	7	.714	3	27	30	3.8	12	0	2	6	2	5	39	4.9
<b>TOTAL</b>	<b>42</b>	<b>7</b>	<b>478</b>	<b>11.4</b>	<b>36</b>	<b>92</b>	<b>.391</b>	<b>12</b>	<b>42</b>	<b>.286</b>	<b>13</b>	<b>19</b>	<b>.684</b>	<b>14</b>	<b>73</b>	<b>87</b>	<b>2.1</b>	<b>41</b>	<b>0</b>	<b>34</b>	<b>20</b>	<b>7</b>	<b>20</b>	<b>97</b>	<b>2.3</b>

**2019-20 GAME BY GAME**

Opponent	Date	GS	Min	TOTAL			3-PTS			FT			REBOUNDS				PF	FO	A	TO	Blk	Stl	Pts	Avg
				FG	FGA	Pct	3FG	FGA	Pct	FT	FTA	Pct	Off	Def	Tot	Avg								
UC Riverside	11/05/19	15	0	0	.000	0	0	.000	0	0	.000	1	3	4	4.0	0	0	1	0	0	0	0	0.0	
Southern Utah	11/09/19	22	2	3	.667	1	2	.500	2	2	1.000	0	4	4	4.0	1	0	0	1	0	1	7	3.5	
South Dakota St.	11/15/19	16	2	6	.333	1	4	.250	0	0	.000	0	4	4	4.0	2	0	1	0	0	1	5	4.0	
Southern	11/22/19	24	2	3	.667	2	2	1.000	1	2	.500	0	2	2	3.5	3	0	0	0	1	0	7	4.8	
vs. Washington St.	11/25/19	17	1	2	.500	1	1	1.000	0	0	.000	0	2	2	3.2	2	0	0	1	0	1	3	4.4	
vs. George Mason	11/26/19	20	1	3	.333	0	1	.000	0	1	.000	0	4	4	3.3	1	0	0	1	0	0	2	4.0	
vs. South Florida	11/27/19	17	2	5	.400	0	2	.000	0	0	.000	0	3	3	3.3	1	0	0	0	0	0	4	4.0	
at Georgia Tech	12/04/19	21	4	7	.571	1	2	.500	2	2	1.000	2	5	7	3.8	2	0	0	3	1	2	11	4.9	
<b>Totals</b>		<b>0</b>	<b>152</b>	<b>14</b>	<b>29</b>	<b>.483</b>	<b>6</b>	<b>14</b>	<b>.429</b>	<b>5</b>	<b>7</b>	<b>.714</b>	<b>3</b>	<b>27</b>	<b>30</b>	<b>3.8</b>	<b>12</b>	<b>0</b>	<b>2</b>	<b>6</b>	<b>2</b>	<b>5</b>	<b>39</b>	<b>4.9</b>

**NOTING THORBJARNARSON**

- Is in his third year at Nebraska and possesses a high basketball IQ
- Totaled a career-high 11 points on 4-of-7 shooting and a season-high seven boards in 21 minutes at Georgia Tech
- Played in all three games in the Cayman Islands Classic, averaging 3.0 points and 3.0 rebounds per game
- Played a big role in NU's comeback over Southern, scoring seven second-half points, including back-to-back 3-pointers in a 7-0 spurt that trimmed an eight-point deficit to one.
- Gave a spark with five points and four rebounds in 16 minutes off the bench in the win over South Dakota State
- Came off the bench with seven points and four rebounds in 22 minutes against Southern Utah
- Played for the Iceland National Team during the Games of the Small States of Europe in the summer of 2019, averaging 10 points per game
- Was in the rotation during the second half of the 2018-19 season, playing in 25 contests, including seven starts
- Averaged 2.0 points, 2.1 rebounds and 1.2 assists per game, while posting a 2.2-to-1 assist-to-turnover ratio
- Closed his sophomore year with eight points, three assists and two steals in a start against TCU in the 2019 NIT
- Saw limited time as a freshman, appearing in nine games and totaling eight points, four rebounds and three assists
- Nebraska's first scholarship player from Iceland and one of the few players from the nation on Division I teams
- Played for KR Reykjavik in the Icelandic League for three years (2015-17), helping the team to three straight titles and a pair of Icelandic Cups in 2016 and 2017
- Averaged 10.2 points, 2.6 rebounds and 1.9 assists per game for a team that went 26-8 and won the league championship in the top pro league in the country in 2016-17

**MISC. STATS**

Category	2019-20	Career
Double-Figure Scoring	1	1
Double-Figure Rebounding	0	1
Double-Figure Assists	0	0
Double-Doubles	0	0
Led NU in Scoring	0	0
Led NU in Rebounding	0	1
Led NU in Assists	0	1
20+ Point Games	0	0
30+ Point Games	0	0

**TOP PERFORMANCES OF 2019-20**

Category	No.	Opponent (Date)
Points	11	at Georgia Tech (12/4/19)
	7	Southern Utah (11/9/19)
	7	Southern (11/22/19)
Rebounds	7	at Georgia Tech (12/4/19)
	4	Southern Utah (11/9/19)
	4	UC Riverside (11/5/19)
	4	South Dakota State (11/15/19)
	4	vs. George Mason (11/26/19)
Assists	1	UC Riverside (11/5/19)
	1	South Dakota State (11/15/19)



**#44 BRET PORTER** | 6-6 | 215 | Fr. | F | Omaha, Neb.

**CAREER STATS**

Year	GP	GS	Min	Avg	Total					Rebounds					PF	FO	Ast	TO	Blk	Stl	Pts	Avg
					FG	FGA	Pct	3FG	3FGA	Pct	FT	FTA	Pct	Off								
2019-20	Has not played																					

**2019-20 GAME BY GAME**

Opponent	Date	GS	Min	TOTAL			3-PTS			REBOUNDS			PF	FO	A	TO	Blk	Stl	Pts	Avg		
				FG	FGA	Pct	3FG	3FGA	Pct	FT	FTA	Pct									Off	Def
UC Riverside	11/5/19		DNP																			
Southern Utah	11/9/19		DNP																			
South Dakota State	11/15/19		DNP																			
Southern	11/22/19		DNP																			
vs. Washington State	11/25/19		DNP																			
vs. George Mason	11/26/19		DNP																			
vs. South Florida	11/27/19		DNP																			
at Georgia Tech	12/4/19		DNP																			
<b>Totals</b>		0	0	0	0	.000	0	0	.000	0	0	.000	0	0	0	0.0	0	0	0	0	0	0.0

**NOTING PORTER**

- Walk-on forward who provides depth in the frontcourt
- Returned from a torn ACL in June of 2018 to play as a senior, averaging 6.2 points and 4.4 rebounds as Millard North High School reached the district final
- Enjoyed a strong junior season, averaging 13.5 points and 7.5 rebounds per game for the Mustangs
- Was AAU teammates with fellow Husker freshmen Akol Arop, Jace Piatkowski and Charlie Easley
- Is a fourth-generation athlete at Nebraska, as his father (Budge, 1975) grandfather (Mort, 1943, 1946-47) and great grandfather (Grove, 1913-15) all played football for the Cornhuskers

**MISC. STATS**

Category	2019-20	Career
Double-Figure Scoring	0	0
Double-Figure Rebounding	0	0
Double-Figure Assists	0	0
Double-Doubles	0	0
Led NU in Scoring	0	0
Led NU in Rebounding	0	0
Led NU in Assists	0	0
20+ Point Games	0	0
30+ Point Games	0	0

**TOP PERFORMANCES OF 2019-20**

Category	No.	Opponent (Date)
Points	NA	
Rebounds	NA	
Assists	NA	

**#45 DALANO BANTON**

6-8 | 195 | So. | G | Toronto, Ontario, Canada

**CAREER STATS**

Year	GP	GS	Min	Avg	Total					Rebounds					PF	FO	Ast	TO	Blk	Stl	Pts	Avg			
					FG	FGA	Pct	3FG	3FGA	Pct	FT	FTA	Pct	Off									Def	Tot	Avg
2018-19*	31	12	469	15.1	39	96	.406	8	37	.216	19	34	.559	16	76	92	3.0	27	0	65	52	16	14	105	3.4
All*	31	12	469	15.1	39	96	.406	8	37	.216	19	34	.559	16	76	92	3.0	27	0	65	52	16	14	105	3.4

**2019-20 GAME BY GAME**

Opponent	Date	GS	Min	TOTAL			3-PTS			REBOUNDS			PF	FO	A	TO	Blk	Stl	Pts	Avg							
				FG	FGA	Pct	3FG	FGA	Pct	FT	FTA	Pct									Off	Def	Tot	Avg			
UC Riverside	11/5/19		DNP																								
Southern Utah	11/9/19		DNP																								
South Dakota State	11/15/19		DNP																								
Southern	11/22/19		DNP																								
vs. Washington State	11/25/19		DNP																								
vs. George Mason	11/26/19		DNP																								
vs. South Florida	11/27/19		DNP																								
at Georgia Tech	12/4/19		DNP																								
<b>Totals</b>		0	0	0	0	.000	0	0	.000	0	0	.000	0	0	0	0.0	0	0	0	0	0	0	0	0	0	0.0	

**NOTING BANTON**

- Transfer from Western Kentucky who will sit out the 2019-20 season and have three years of eligibility remaining
- Reclassified to the class of 2018 to play at Western Kentucky, where he averaged 3.4 points, 3.0 rebounds and 2.1 assists per game
- Made 12 starts and his best performance was a 13-rebound, 10-assist, eight-point effort in a win over No. 15 Wisconsin
- Top 100 recruit (Rivals and 247Sports) who played at Redemption (N.Y.) Christian Academy and was named conference MVP in his final year at the school
- Played in the BioSteel All-Canadian Game, finishing with 19 points on 9-of-16 shooting, eight rebounds and three steals

**MISC. STATS**

Category	2019-20	Career
Double-Figure Scoring	0	3
Double-Figure Rebounding	0	1
Double-Figure Assists	0	1
Double-Doubles	0	1
Led NU in Scoring	0	0
Led NU in Rebounding	0	0
Led NU in Assists	0	0
20+ Point Games	0	0
30+ Point Games	0	0

\*Includes Western Kentucky

**TOP PERFORMANCES OF 2019-20**

Category	No.	Opponent (Date)
Points	NA	
Rebounds	NA	
Assists	NA	

# UC RIVERSIDE 66, NEBRASKA 47



Official Basketball Box Score - Final  
UC Riverside at Nebraska  
11/09/19 Pinnacle Bank Arena, Lincoln  
Nebraska vs. UC Riverside

Game Time: 8:06 PM  
Game Duration: 1:54  
Attendance: 15,745

Officials: Lamont Simpson, Chris Beaver, Steve Horacki

UC Riverside - 66

Record: 1-0

Table with 14 columns: NO. Name, Min, FG, 3P, FT, Rebounds, Fouls, TP, AS, TO, ST, Blocks, +/-

Technical Fouls: NONE

Shooting By Period table with 2 columns: FG, FT, 3PT, GMFG, 3PT, FT

Nebraska - 47

Record: 0-1

Table with 14 columns: NO. Name, Min, FG, 3P, FT, Rebounds, Fouls, TP, AS, TO, ST, Blocks, +/-

Technical Fouls: NONE

Shooting By Period table with 2 columns: FG, FT, 3PT, GMFG, 3PT, FT

Summary statistics table with columns: Biggest lead, Best Scoring Run, Lead Changes, Times Tied, Time with Lead

Game Notes: Actual Attendance 11,725

# SOUTHERN UTAH 79, NEBRASKA 78 (2OT)



Official Basketball Box Score - Final  
Southern Utah at Nebraska  
11/09/19 Pinnacle Bank Arena, Lincoln, NE  
Nebraska vs. Southern Utah

Game Time: 1:01 PM  
Game Duration: 2:32  
Attendance: 15,829

Officials: Bill R, Donnie Epply, Brandon Cruz

Southern Utah - 79

Record: 2-0

Table with 14 columns: NO. Name, Min, FG, 3P, FT, Rebounds, Fouls, TP, AS, TO, ST, Blocks, +/-

Technical Fouls: Marin 2nd OT 2:39

Shooting By Period table with 2 columns: FG, FT, 3PT, GMFG, 3PT, FT

Nebraska - 78

Record: 0-2

Table with 14 columns: NO. Name, Min, FG, 3P, FT, Rebounds, Fouls, TP, AS, TO, ST, Blocks, +/-

Technical Fouls: NONE

Shooting By Period table with 2 columns: FG, FT, 3PT, GMFG, 3PT, FT

Summary statistics table with columns: Biggest lead, Best Scoring Run, Lead Changes, Times Tied, Time with Lead

Game Notes: Actual Attendance 11,473

# NEBRASKA 90, SOUTH DAKOTA STATE 73



Official Basketball Box Score - Final  
South Dakota St. at Nebraska  
11/15/19 Pinnacle Bank Arena, Lincoln  
Nebraska vs. South Dakota State

Game Time: 8:05 PM  
Game Duration: 1:55  
Attendance: 15,946

Officials: Steve McLunkins, Lewis Garrison, Edwin Young

South Dakota St. - 73

Record: 3-2

Table with 14 columns: NO. Name, Min, FG, 3P, FT, Rebounds, Fouls, TP, AS, TO, ST, Blocks, +/-

Technical Fouls: NONE

Shooting By Period table with 2 columns: FG, FT, 3PT, GMFG, 3PT, FT

Nebraska - 90

Record: 1-2

Table with 14 columns: NO. Name, Min, FG, 3P, FT, Rebounds, Fouls, TP, AS, TO, ST, Blocks, +/-

Technical Fouls: NONE

Shooting By Period table with 2 columns: FG, FT, 3PT, GMFG, 3PT, FT

Summary statistics table with columns: Biggest lead, Best Scoring Run, Lead Changes, Times Tied, Time with Lead

Game Notes: Actual Attendance 12,947

# NEBRASKA 93, SOUTHERN 86 (OT)



Official Basketball Box Score - Final  
Southern U. at Nebraska  
11/22/19 Pinnacle Bank Arena, Lincoln  
Nebraska vs. Southern U.

Game Time: 7:01 PM  
Game Duration: 2:17  
Attendance: 15,311

Officials: Terry Ojstby, Brian McNutt, Kelly Pfeifer

Southern U. - 86

Record: 2-3

Table with 14 columns: NO. Name, Min, FG, 3P, FT, Rebounds, Fouls, TP, AS, TO, ST, Blocks, +/-

Technical Fouls: Shivers 2nd 12:29

Shooting By Period table with 2 columns: FG, FT, 3PT, GMFG, 3PT, FT

Nebraska - 93

Record: 2-2

Table with 14 columns: NO. Name, Min, FG, 3P, FT, Rebounds, Fouls, TP, AS, TO, ST, Blocks, +/-

Technical Fouls: Kavas 1st 5:38

Shooting By Period table with 2 columns: FG, FT, 3PT, GMFG, 3PT, FT

Summary statistics table with columns: Biggest lead, Best Scoring Run, Lead Changes, Times Tied, Time with Lead

Game Notes: Actual Attendance 11,287

# NEBRASKA 82, WASHINGTON STATE 71



Official Basketball Box Score - Final  
**Washington St. at Nebraska**  
 11/29/19  
 2019-20 Men's Basketball

Game Time: 6:30 PM  
 Game Duration: 2:01  
 Attendance: 690

Officials: John Higgins, John Gaffney, Jeff Anderson

Washington St. - 71 Record: 2-3

NO. Name	Min	FG	3P	FT	Rebounds	Fouls	TP	AS	TO	ST	Blocks	+/-			
		M-A	M-A	M-A	OR DR TOT	PF	FD				BS BA				
4 Alijz Kunc	28:16	1-5	0-3	0-0	2	4	6	3	2	2	1	0	-15		
13 Jeff Pollard	15:46	2-2	0-0	0-0	1	0	1	2	0	4	0	0	-1		
1 Jervae Robinson	31:10	3-13	1-6	0-1	0	4	4	1	1	7	1	2	0	-8	
2 CJ Elleby	28:33	9-21	2-7	7-7	2	4	6	3	6	27	1	3	2	-13	
10 Isaac Bonton	30:20	6-19	3-9	2-3	0	0	7	2	3	17	0	4	2	-7	
20 Deion James	03:21	1-1	0-0	0-0	0	0	0	0	0	0	0	0	0	-4	
23 Jaiyen Shead	28:43	1-5	0-2	1-1	4	4	8	2	1	3	4	2	1	0	-9
11 DJ Rodman	10:11	0-0	0-0	0-0	0	1	1	0	0	0	0	0	0	7	
15 Volodymyr Markovetsky	08:11	3-5	0-0	0-2	6	1	7	2	1	6	0	1	0	-6	
32 Tony Miller	04:41	0-0	0-0	1-2	0	2	2	4	1	1	0	0	0	-1	
24 Noah Williams	05:06	0-1	0-0	0-0	0	0	0	4	0	0	0	0	0	-1	
5 Marvin Cannon	07:42	1-1	0-0	0-0	0	0	0	0	0	2	0	0	0	-1	
Team					0	2	2								
Totals	27:73	6-27	11-16	15	29	44	23	15	71	9	13	6	3	2	

Technical Fouls: NONE

Shooting By Period

1st FG%	14-32	43.8%
3PT%	4-15	26.7%
FT%	5-9	55.6%
2nd FG%	13-41	31.7%
FT%	6-7	85.7%
GMFG%	27-73	37.0%
3PT%	6-27	22.2%
FT%	11-16	68.8%

Dead Ball Rebounds: 2, 0

Nebraska - 82 Record: 3-2

NO. Name	Min	FG	3P	FT	Rebounds	Fouls	TP	AS	TO	ST	Blocks	+/-			
		M-A	M-A	M-A	OR DR TOT	PF	FD				BS BA				
24 Yvan Ouedraogo	13:24	2-4	0-0	0-2	1	0	1	1	1	4	0	2	0	-2	
3 Cam Mack	36:48	2-8	0-2	6-11	1	7	8	5	7	10	6	5	3	0	2
11 Dachon Burke	6:10	2-3	1-2	1	6	7	3	5	19	3	0	0	0	18	
22 Haanif Cheatham	33:58	8-10	2-3	1-2	1	6	7	3	5	19	3	0	0	0	
23 Jervey Green	27:58	5-9	3-5	3-4	2	6	8	3	2	16	2	1	0	0	
1 Kevin Cross	26:36	6-8	2-4	0-2	0	8	8	0	4	14	1	3	0	2	
25 Matej Kavvas	14:13	1-3	0-1	0-0	0	0	0	2	0	2	0	0	0	-5	
34 Thorir Thorbjarnarson	16:32	1-2	1-1	0-0	0	2	2	0	3	0	1	1	0	-1	
15 Samari Curtis	02:03	0-0	0-0	0-0	0	0	0	0	0	0	0	0	0	-5	
Team					1	1	2								
Totals	30:57	9-18	13-25	7	34	41	16	23	82	11	15	5	2	3	

Technical Fouls: Mack 2<sup>nd</sup> 0:53

Shooting By Period

1st FG%	14-32	43.8%
3PT%	4-11	36.4%
FT%	2-7	28.6%
2nd FG%	16-25	64.0%
3PT%	5-7	71.4%
FT%	11-18	61.1%
GMFG%	30-57	52.6%
3PT%	9-18	50.0%
FT%	13-25	52.0%

Dead Ball Rebounds: 3, 0

	WSU	UNL
Biggest lead	6 (1 <sup>st</sup> 6:44)	16 (2 <sup>nd</sup> 7:22)
Best Scoring Run	10 (1 <sup>st</sup> 6:44)	8 (2 <sup>nd</sup> 7:22)
Lead Changes	3	4
Times Tied	2	3
Time with Lead	12:10	25:50

Points from Turnovers	WSU	UNL
Turnovers	17	19
Points	37	34

Period by Period Scoring	1st	2nd	TOT
WSU	37	34	71
UNL	34	48	82

# GEORGE MASON 85, NEBRASKA 66



Official Basketball Box Score - Final  
**George Mason at Nebraska**  
 11/29/19 John Gray Gymnasium, George Town, Grand Cayman  
 2019-20 Men's Basketball

Game Time: 6:30 PM  
 Game Duration: 1:50  
 Attendance: 1,066

Officials: Jeff Anderson, Ron Groover, Matt Porter

George Mason - 85 Record: 7-1

NO. Name	Min	FG	3P	FT	Rebounds	Fouls	TP	AS	TO	ST	Blocks	+/-	
		M-A	M-A	M-A	OR DR TOT	PF	FD				BS BA		
12 AJ Wilson	33:34	4-9	0-0	0-2	7	7	14	2	1	8	2	3	1
13 Josh Odure	19:22	1-2	0-0	0-0	1	4	5	1	2	2	0	1	0
10 Jamal Hartwell II	36:24	8-15	5-10	2-2	1	2	3	2	1	23	6	2	0
11 Jordan Miller	26:32	7-11	2-4	4-4	1	7	8	2	3	20	1	4	2
23 Javon Greene	33:36	7-17	2-6	1-2	1	5	6	4	2	17	3	4	0
0 Goanar Mar	29:07	2-5	1-2	3-4	2	4	6	1	3	8	2	4	0
2 Xavier Johnson	09:12	0-1	0-1	0-0	0	1	1	0	1	0	0	2	0
1 Justin Keir	09:22	3-4	1-1	0-0	0	3	4	3	2	7	0	0	0
20 Jason Douglas-Stanley	00:57	0-1	0-1	0-0	0	0	0	0	0	0	0	0	0
21 Jack Tempchin	00:57	0-0	0-0	0-0	0	0	0	0	0	0	0	1	0
22 Mehki McCray	00:57	0-0	0-0	0-0	0	0	0	0	0	0	0	0	0
Team					2	1	3						
Totals	32:65	11-25	10-14	15	34	49	12	13	85	14	19	7	6

Technical Fouls: NONE

Nebraska - 66 Record: 3-3

NO. Name	Min	FG	3P	FT	Rebounds	Fouls	TP	AS	TO	ST	Blocks	+/-
		M-A	M-A	M-A	OR DR TOT	PF	FD				BS BA	
24 Yvan Ouedraogo	20:34	1-2	0-0	0-0	3	2	5	1	0	2	0	2
3 Cam Mack	30:07	4-9	1-3	0-0	1	1	2	4	0	9	3	4
11 Dachon Burke	30:45	5-12	2-5	2-4	0	2	2	2	1	24	1	4
22 Haanif Cheatham	31:59	5-8	2-4	1-2	0	1	1	0	1	0	5	1
23 Jervey Green	24:29	1-7	0-5	0-0	0	3	4	3	2	7	0	1
1 Kevin Cross	19:21	4-8	3-5	0-0	1	4	5	1	0	11	1	2
25 Matej Kavvas	16:03	2-7	1-4	5-6	0	2	2	2	2	2	0	0
34 Thorir Thorbjarnarson	19:34	1-3	0-1	0-1	0	4	4	1	1	2	0	1
15 Samari Curtis	07:01	1-4	1-3	0-0	0	0	0	0	0	0	0	0
30 Charlie Easley	00:57	0-0	0-0	0-0	0	0	0	0	0	0	0	0
Team					1	0	1					
Totals	24:61	10-30	8-13	7	19	26	13	12	66	12	15	9

Technical Fouls: NONE

	GMU	UNL
Biggest lead	21 (2 <sup>nd</sup> 1:23)	2 (1 <sup>st</sup> 10:44)
Best Scoring Run	10 (1 <sup>st</sup> 8:17)	9 (1 <sup>st</sup> 10:44)
Lead Changes	4	9
Times Tied	2	18
Time with Lead	36:01	01:05

Points from Turnovers	GMU	UNL
Turnovers	11	15
Points	34	24

Period by Period Scoring	1st	2nd	TOT
GMU	37	48	85
UNL	28	38	66

# NEBRASKA 74, SOUTH FLORIDA 67



Official Basketball Box Score - Final  
**South Fla. at Nebraska**  
 11/27/19 John Gray Gymnasium, George Town, Grand Cayman  
 2019-20 Men's Basketball

Game Time: 4:00 PM  
 Game Duration: 1:52  
 Attendance: 312

Officials: Ron Groover, Pat Adams, Tony Chazwa

South Fla. - 67 Record: 3-4

NO. Name	Min	FG	3P	FT	Rebounds	Fouls	TP	AS	TO	ST	Blocks	+/-
		M-A	M-A	M-A	OR DR TOT	PF	FD				BS BA	
4 Michael Durr	28:29	4-11	0-0	0-0	5	6	11	1	0	8	0	1
00 David Collins	26:18	6-15	2-7	2-2	0	3	3	4	16	0	1	1
2 Ezacuras Dawson	19:36	2-5	1-3	0-0	0	0	0	3	0	5	2	1
3 Laquincy Rideau	38:41	7-18	1-5	0-0	1	2	3	4	3	15	5	2
13 Justin Brown	31:51	1-8	1-5	1-2	6	2	9	4	2	1	1	1
1 Xavier Castaneda	28:35	2-6	1-3	2-2	0	5	5	1	1	7	3	0
34 Antun Maricovic	11:31	2-2	0-0	0-0	1	2	3	1	0	4	0	0
5 Rashun Williams	11:45	3-4	2-3	0-0	2	2	4	0	8	2	0	0
24 Jamir Chaplin	03:14	0-1	0-1	0-0	1	0	1	0	0	0	0	-4
Team					1	0	1					
Totals	27:70	8-27	5-6	17	22	39	15	10	67	12	9	4

Technical Fouls: NONE

Shooting By Period

1st FG%	15-37	40.5%
3PT%	5-17	29.4%
FT%	0-0	0%
2nd FG%	12-33	36.4%
3PT%	3-10	30.0%
FT%	5-6	83.3%
GMFG%	27-70	38.6%
3PT%	8-27	29.6%
FT%	5-6	83.3%

Dead Ball Rebounds: 1, 0

Nebraska - 74 Record: 4-3

NO. Name	Min	FG	3P	FT	Rebounds	Fouls	TP	AS	TO	ST	Blocks	+/-
		M-A	M-A	M-A	OR DR TOT	PF	FD				BS BA	
24 Yvan Ouedraogo	24:03	2-3	0-0	2-2	1	4	5	2	2	6	0	1
11 Dachon Burke	30:53	8-11	3-5	2-4	1	3	4	2	21	1	1	



## 2019-20 Nebraska Men's Basketball Combined Team Statistics

### Game Records

Record	Overall	Home	Away	Neutral
ALL GAMES	4-4	2-2	0-1	2-1
CONFERENCE	0-0	0-0	0-0	0-0
NON-CONFERENCE	4-4	2-2	0-1	2-1

### Score by Periods

Team	1st	2nd	OT	TOT
Nebraska	279	285	22	586
Opponents	264	320	16	600

### Team Box Score

No.	Player				Total		3-Point		F-Throw		Rebounds											
		GP-GS	MIN	AVG	FG-FGA	FG%	3FG-FGA	3FG%	FT-FTA	FT%	OFF	DEF	TOT	AVG	PF	DQ	A	TO	BLK	STL	PTS	AVG
11	BURKE, Dachon	8-8	211:41	26.5	33-81	.407	11-31	.355	22-37	.595	6	22	28	3.5	11	0	9	8	6	9	99	12.4
22	CHEATHAM, Haanif	8-8	262:19	32.8	38-63	.603	5-14	.357	18-32	.563	4	38	42	5.3	13	0	11	11	2	7	99	12.4
3	MACK, Cam	8-7	272:12	34.0	35-85	.412	7-25	.280	22-39	.564	10	26	36	4.5	22	1	48	22	2	12	99	12.4
23	GREEN, Jervay	8-8	252:08	31.5	29-79	.367	14-45	.311	11-21	.524	8	30	38	4.8	21	1	23	19	4	9	83	10.4
1	CROSS, Kevin	8-0	168:32	21.1	28-63	.444	8-26	.308	4-9	.444	8	22	30	3.8	9	0	6	11	6	0	68	8.5
24	OUEDRAOGO, Yvan	8-8	158:15	19.8	17-37	.459	0-0	.000	9-20	.450	18	24	42	5.3	10	0	4	14	4	5	43	5.4
25	KAVAS, Matej	8-1	140:08	17.5	13-37	.351	6-22	.273	10-14	.714	0	10	10	1.3	9	0	5	4	1	1	42	5.3
34	THORBJARNARSON, Thorir	8-0	151:28	18.9	14-29	.483	6-14	.429	5-7	.714	3	27	30	3.8	12	0	2	6	2	5	39	4.9
15	CURTIS, Samari	8-0	49:18	6.2	4-10	.400	4-9	.444	2-2	1.000	0	7	7	0.9	5	0	1	2	1	0	14	1.8
0	AROP, Akol	3-0	04:01	1.3	0-1	.000	0-1	.000	0-0	.000	0	2	2	0.7	0	0	0	0	0	0	0	0.0
30	EASLEY, Charlie	4-0	04:58	1.2	0-0	.000	0-0	.000	0-2	.000	1	0	1	0.3	0	0	0	2	0	0	0	0.0
Team											7	12	19					2				
<b>Total</b>		<b>8</b>			<b>211-485</b>	<b>.435</b>	<b>61-187</b>	<b>.326</b>	<b>103-183</b>	<b>.563</b>	<b>65</b>	<b>220</b>	<b>285</b>	<b>35.6</b>	<b>112</b>	<b>2</b>	<b>109</b>	<b>101</b>	<b>28</b>	<b>48</b>	<b>586</b>	<b>73.3</b>
<b>Opponents</b>		<b>8</b>			<b>235-565</b>	<b>.416</b>	<b>58-200</b>	<b>.290</b>	<b>72-102</b>	<b>.706</b>	<b>126</b>	<b>258</b>	<b>384</b>	<b>48.0</b>	<b>153</b>	<b>-</b>	<b>103</b>	<b>120</b>	<b>37</b>	<b>51</b>	<b>600</b>	<b>75.0</b>

### Team Statistics

	Nebr	OPP
<b>Scoring</b>	<b>586</b>	<b>600</b>
Points per game	73.3	75.0
Scoring margin	-1.7	-
<b>Field goals-att</b>	<b>211-485</b>	<b>235-565</b>
Field goal pct	.435	.416
<b>3 point fg-att</b>	<b>61-187</b>	<b>58-200</b>
3-point FG pct	.326	.290
3-pt FG made per game	7.6	7.3
<b>Free throws-att</b>	<b>103-183</b>	<b>72-102</b>
Free throw pct	.563	.706
F-Throws made per game	12.9	9.0
<b>Rebounds</b>	<b>285</b>	<b>384</b>
Rebounds per game	35.6	48.0
Rebounding margin	-12.4	-
<b>Assists</b>	<b>109</b>	<b>103</b>
Assists per game	13.6	12.9
<b>Turnovers</b>	<b>101</b>	<b>120</b>
Turnovers per game	12.6	15.0
Turnover margin	+2.4	-
Assist/turnover ratio	1.1	0.9
<b>Steals</b>	<b>48</b>	<b>51</b>
Steals per game	6.0	6.4
<b>Blocks</b>	<b>28</b>	<b>37</b>
Blocks per game	3.5	4.6
<b>Winning streak</b>	<b>0</b>	<b>-</b>
Home win streak	2	-
<b>Attendance</b>	<b>63450</b>	<b>5133</b>
Home games-Avg/Game	4-15863	1-5133
Neutral site-Avg/Game	-	3-746

### Team Results

Date	Opponent		Score	Att.
11/05/19	UC Riverside	L	47-66	15745
11/09/19	Southern Utah	L	78-79	15828
11/15/19	South Dakota St.	W	90-73	15946
11/22/19	Southern U.	W	93-86	15931
11/25/19	vs Washington St.	W	82-71	660
11/26/19	vs George Mason	L	66-85	1066
11/27/19	vs South Fla.	W	74-67	512
12/04/19	at Georgia Tech	L	56-73	5133