

N NEBRASKA BASKETBALL

2019-20 GAME NOTES

The Nebraska men's basketball team hits the court for the final time in 2019 on Sunday afternoon, as the Huskers take on Texas A&M-Corpus Christi.

Tipoff at Pinnacle Bank Arena is set for 1 p.m. and a limited number of tickets are available for purchase by visiting Huskers.com/Tickets or at the Pinnacle Bank Arena box office beginning 90 minutes prior to tipoff.

The Kids Zone on the North Concourse will open 90 minutes prior to tipoff and will be open until 12:45 p.m. Sunday's game will also feature a halftime performance from the legendary Red Panda.

Sunday's matchup will be carried nationally on BTN with Chris Vosters and Nick Bahe on the call. The game can also be streamed via the web, smartphones, tablets and connected devices through the Fox Sports app.

Fans can follow all of the action across the state of Nebraska on the Learfield IMG College Husker Sports Network with Kent Pavelka and Jake Muhleisen on the call. The game will also be available on Huskers.com, the Huskers app and TuneIn radio. The pregame show begins one hour prior to tipoff.

Nebraska (5-7) looks to bounce back from a disappointing 75-74 loss to North Dakota on Dec. 21. In that game, the Huskers rallied from an eight-point deficit to take a 71-69 lead after a Matej Kavvas 3-pointer, but could not hold on for the win. De'Sean Allen-Eikens free throw with 7.3 seconds left broke a 74-all tie, while Dachon Burke missed a potential game winner at the buzzer for NU. Cam Mack led four Huskers in double figures with 19 points, seven rebounds and seven assists, while Kavvas came off the bench for a season-high 12 points, including 4-of-5 from 3-point range.

Mack runs a balanced Husker offense, as the sophomore is averaging 13.0 points and 6.7 assists per game, piloting an attack that has eight players averaging at least 5.8 points per game.

Texas A&M-Corpus Christi (4-8) comes to Lincoln looking to snap a three-game losing streak after a 71-67 setback at Central Arkansas on Dec. 21. In that game, Islander guard Myles Smith put on a show with a 31-point effort, including 6-of-10 shooting from 3-point range, but Texas A&M-CC could not hold on, as Central Arkansas rallied in the final four minutes for the win. Smith leads the Islanders at 16.7 points per game.

GAME MATCHUP

NEBRASKA CORNHUSKERS

2019-20 Record: 5-7 (1-1 Big Ten)

Head coach: Fred Hoiberg

Record at Nebraska: 5-7 (1st year)

Career NCAA Record: 120-63 (6th year)

TEXAS A&M-CORPUS CHRISTI ISLANDERS

2019-20 Record: 4-8

Head coach: Willis Wilson

Record at Texas A&M-Corpus Christi: 128-139 (9th year)

Career Record: 346-386 (26th year)

BROADCAST INFO

Television: BTN

Play-by-play: Chris Vosters

Analyst: Nick Bahe

Online Broadcast: Fox Sports App

Radio: Learfield IMG College Husker Sports Network, including 590 AM (Omaha), 1400 AM (Lincoln) and 880 AM (Lexington)

Play-by-play: Kent Pavelka

Analyst: Jake Muhleisen

Online Radio: Available on Huskers.com, Huskers App, TuneIn.com/Huskers and TuneIn App.

SiriusXM (Internet): Ch. 372 XM: Ch. 372

PLAYER SPOTLIGHT

Cam Mack is one of 11 players in Division I - and two in the Big Ten - with three double-figure assists performances in 2019-20. Mack is 13th nationally with 6.6 assists per game through the Huskers' first 12 contests.



NEBRASKA VS. TEXAS A&M CORPUS CHRISTI

13

GAME DETAILS

Date: Sun., Dec. 29
Time: 1:03 p.m.
Location: Lincoln, Neb.
Arena: Pinnacle Bank Arena
Tickets: Huskers.com/Tickets

MEDIA INFO

TV: BTN
Online Video: Fox Sports App
Radio: Learfield IMG College
Internet Audio: Huskers.com
Huskers app/TuneIn

2019-20 SCHEDULE

Date	Opponent	TV/Internet	Result
Tues., Nov. 5	UC Riverside	BTN	L, 47-66
Sat., Nov. 9	Southern Utah	BTN+	L, 78-79 (2OT)
Fri., Nov. 15	South Dakota St.	BTN	W, 90-73
Fri., Nov. 22	Southern	BTN+	W, 93-86 (OT)
CAYMAN ISLANDS CLASSIC			
Mon., Nov. 25	vs. Washington St.	FloHoops.com	W, 82-71
Tues., Nov. 26	vs. George Mason	FloHoops.com	L, 66-85
Wed., Nov. 27	vs. South Florida	FloHoops.com	W, 74-67
BIG/ACC CHALLENGE			
Wed., Dec. 4	at Georgia Tech	ESPNU	L, 56-73
Sat., Dec. 7	at Creighton	FS1	L, 74-95
Fri., Dec. 13	at Indiana*	BTN	L, 90-96 (OT)
Sun., Dec. 15	Purdue*	BTN	W, 70-56
Sat., Dec. 21	North Dakota	BTN+	L, 74-75
Sun., Dec. 29	TAMU-Corpus Christi	BTN	1 p.m.
Fri., Jan. 3	Rutgers*	BTN	7 p.m.
Tues., Jan. 7	Iowa*	BTN	8 p.m.
Sat., Jan. 11	at Northwestern*	BTN	3:30 p.m.
Tues., Jan. 14	at Ohio State*	FS1	5:30 p.m.
Sat., Jan. 18	Indiana*	BTN	6 p.m.
Tues., Jan. 21	at Wisconsin*	BTN	8 p.m.
Sat., Jan. 25	at Rutgers*	BTN	1 p.m.
Tues., Jan. 28	Michigan*	ESPN/2/U	6 p.m.
Sat., Feb. 1	Penn State*	BTN	6 p.m.
Sat., Feb. 8	at Iowa*	BTN	5 p.m.
Tues., Feb. 11	at Maryland*	BTN	7:30 p.m.
Sat., Feb. 15	Wisconsin*	BTN	1:15 p.m.
Thurs., Feb. 20	Michigan State*	FS1	7:30 p.m.
Mon., Feb. 24	at Illinois*	BTN	7 p.m.
Thurs., Feb. 27	Ohio State*	ESPN/2	8 p.m.
Sun., March 1	Northwestern*	BTN	3:15 p.m.
Thurs., March 5	at Michigan*	FS1	5:30 p.m.
Sun., March 8	at Minnesota*	BTN	Noon
Big Ten Tournament			
Wed., March 11	at Big Ten First Round	BTN	TBA
Thurs., March 12	at Big Ten Second Round	BTN	TBA
Fri., March 13	at Big Ten Quarterfinals	BTN	TBA
Sat., March 14	at Big Ten Semifinals	CBS	TBA
Sun., March 15	at Big Ten Championship	CBS	2:30 p.m.
NCAA Tournament			
March 17-April 6	NCAA Tournament	TBD	TBA

Notes: *Big Ten Conference Game; All times listed are central and subject to change. Home games are in red and bold.

2019-20 ROSTER AT A GLANCE

No	Name	Pos.	Ht.	Wt.	Yr.	Hometown	GP/GS	MPG	PPG	RPG	APG
0	Akol Arop	F	6-6	200	Fr.	Omaha, Neb.	5/0	1.2	0.4	1.2	0.0
1	Kevin Cross	F	6-8	240	Fr.	Little Rock, Ark.	12/0	19.2	7.3	4.2	1.0
3	Cam Mack	G	6-2	175	So.	Austin, Texas	12/10	35.2	13.0	4.8	6.7
4	Shamiel Stevenson- #	G/F	6-6	245	Jr.	Toronto, Ontario, Canada	Will sit out 2019-20 season				
11	Dachon Burke Jr.	G	6-4	180	Jr.	Orange, N.J.	12/12	28.8	13.4	3.8	1.3
13	Derrick Walker- #	F	6-8	235	Jr.	Kansas City, Mo.	Will sit out 2019-20 season				
21	Jace Piatkowski	G	6-3	175	Fr.	Omaha, Neb.	Will redshirt in 2019-20				
22	Haanif Cheatham	G	6-5	194	Sr.	Fort Lauderdale, Fla.	12/12	33.7	12.8	4.7	1.6
23	Jervay Green	G	6-3	210	Jr.	Denver, Colo.	10/9	29.9	9.6	4.8	2.6
24	Yvan Ouedraogo	F	6-9	260	Fr.	Bordeaux, France	12/12	20.4	5.8	5.8	0.5
25	Matej Kavvas	G	6-8	205	Sr.	Ljubljana, Slovenia	12/1	17.5	5.8	1.1	0.6
30	Charlie Easley	G	6-2	190	Fr.	Lincoln, Neb.	8/0	2.8	0.8	0.3	0.1
34	Thorir Thorbjarnarson	G	6-6	206	Jr.	Reykjavik, Iceland	12/4	22.4	6.9	3.3	0.4
44	Bret Porter	F	6-6	215	Fr.	Omaha, Neb.	Will redshirt in 2019-20				
45	Dalano Banton- #	G	6-8	195	So.	Toronto, Ontario, Canada	Will sit out 2019-20 season				

#Sitting out after transferring

2019-20 NUMERICAL ROSTER

No.	VL	Name	Pronunciation	Pos.	Ht.	Wt.	Yr.	Hometown	Previous School
0		Akol Arop	A-call uh-rope	F	6-6	200	Fr.	Omaha, Neb.	Creighton Prep HS
1		Kevin Cross		F	6-8	240	Fr.	Little Rock, Ark.	Mills University Studies HS
3		Cam Mack		G	6-2	175	So.	Austin, Texas	Salt Lake CC
4		Shamiel Stevenson	Sha-meal	G	6-6	245	Jr.	Toronto, Ontario, Canada	University of Nevada
11		Dachon Burke Jr.	DAY-shawn	G	6-4	180	Jr.	Orange, N.J.	Robert Morris
13		Derrick Walker		F	6-8	235	Jr.	Kansas City, Mo.	University of Tennessee
21		Jace Piatkowski	Pie-it-COW-ski	G	6-3	175	Fr.	Omaha, Neb.	Elkhorn South HS
22		Haanif Cheatham	Hah-NEEF CHEE-tum	G	6-5	194	Sr.	Fort Lauderdale, Fla.	Florida Gulf Coast University
23		Jervay Green		G	6-3	210	Jr.	Denver, Colo.	Western Nebraska CC
24		Yvan Ouedraogo	I-van OOH-drah-oh-goh	F	6-9	260	Fr.	Bordeaux, France	INSEP
25		Matej Kavaz	MAH-tey KAH-vahs	G	6-8	205	Sr.	Ljubljana, Slovenia	Seattle University
30		Charlie Easley		G	6-2	190	Fr.	Lincoln, Neb.	Pius X HS
34	**	Thorir Thorbjarnarson	Thor-EAR thorb-YAR-nar-son	G	6-6	206	Jr.	Reykjavik, Iceland	Menntaskólinn i Reykjavik
44		Bret Porter		F	6-6	215	Fr.	Omaha, Neb.	Millard North HS
45		Dalano Banton	duh-LAH-no BAN-ten	G	6-8	195	So.	Toronto, Ontario, Canada	Western Kentucky University

2019-20 COACHING STAFF

Name	Pronunciation	Title	Year at Nebraska	Alma Mater (Year)
Fred Hoiberg		Head Coach	First	Iowa State (1995)
Matt Abdelmassih	Abdel-massey	Assistant Coach	First	St. John's (2007)
Doc Sadler		Assistant Coach	First as Asst./Seventh	Arkansas (1982)
Armon Gates		Assistant Coach	Second	Kent State (2006)
Bobby Lutz	Lootz	Special Assistant to the Head Coach	First	UNC Charlotte (1980)
Tim Wilson		Basketball Strength Coach	Ninth	Nebraska (1981)
Matt Holt		Video Coordinator	Third	New Haven (2013)
Luca Virgilio	Vir-Jill-e-o	Director of Basketball Operations	First	Universita degli Studi di Roma Tre (2012)
Bertram "Buzzy" Caruthers		Director of Player Development	First	Hampton (2006)
Vince Fritz		Graduate Manager	Second	Missouri Southern (2018)
John Harris Jr.		Graduate Manager	First	Benedictine (2017)

TEAM COMPARISON

Nebraska Cornhuskers 2019-20 Team Statistics (Record: 5-7)			Texas A&M-Corpus Christi 2019-20 Team Statistics (Record: 4-8)		
Category	Nebraska	OPP	Category	TAMUCC	OPP
SCORING	896	922	SCORING	743	784
Points per game	74.7	76.8	Points per game	61.9	65.3
Scoring margin	-2.2	-	Scoring margin	-3.4	-
FIELD GOALS-ATT	325-745	355-839	FIELD GOALS-ATT	259-629	280-668
Field goal pct	.436	.423	Field goal pct	.412	.419
3 POINT FG-ATT	102-297	93-321	3 POINT FG-ATT	99-273	86-277
3-point FG pct	.343	.290	3-point FG pct	.363	.310
3-pt FG made per game	8.5	7.8	3-pt FG made per game	8.3	7.2
FREE THROWS-ATT	144-250	119-168	FREE THROWS-ATT	126-186	138-196
Free throw pct	.576	.708	Free throw pct	.677	.704
F-Throws made per game	12.0	9.9	F-Throws made per game	10.5	11.5
REBOUNDS	430	564	REBOUNDS	424	395
Rebounds per game	35.8	47.0	Rebounds per game	35.3	32.9
Rebounding margin	-11.2	-	Rebounding margin	+2.4	-
ASSISTS	173	158	ASSISTS	142	145
Assists per game	14.4	13.2	Assists per game	11.8	12.1
TURNOVERS	144	172	TURNOVERS	190	143
Turnovers per game	12.0	14.3	Turnovers per game	15.8	11.9
Turnover margin	+2.3	-	Turnover margin	-3.9	-
Assist/turnover ratio	1.2	0.9	Assist/turnover ratio	0.7	1.0
STEALS	71	69	STEALS	60	87
Steals per game	5.9	5.8	Steals per game	5.0	7.3
BLOCKS	34	55	BLOCKS	26	51
Blocks per game	2.8	4.6	Blocks per game	2.2	4.3

NUMBERS TO KNOW

1.20-to-1 - Nebraska's assist-to-turnover ratio for the season, but since the loss to Georgia Tech on Dec. 4, it is 1.49-to-1, while averaging 16.0 assists per game in that stretch.

.455 - Thorir Thorbjarnarson is tied for seventh in the Big Ten in 3-point percentage entering the weekend. He is 15-of-33 from long range this season after going a combined 6-of-28 behind the 3-point stripe in his first two years.

8 - Nebraska has had eight of its nine eligible scholarship players reach double figures this season. The Huskers have three players currently averaging double figures.

17.6 - Points per game for junior guard Dachon Burke over the last three games, as he is shooting 51 percent from the floor, including 47 percent from 3-point range, during that stretch.

5.8 - Rebounds per game for freshman Yvan Ouedraogo, which is fourth among all Big Ten freshmen. His rebounds per game is on track to be the highest by a Husker freshman since Aleks Maric grabbed 6.3 rebounds per game in 2005-06.

50 - Returning point total from last season, all by Thorir Thorbjarnarson. That is the lowest by any power conference team since the 2009-10 season.

PROBABLE STARTERS



#3 Cam Mack | G | So. | 6-2 | 175 | Austin, Texas

2019-20 Averages: PPG: 13.0 | RPG: 4.8 | APG: 6.7

Worth Noting: Finished with 19 points, seven rebounds and seven assists vs. North Dakota...Posted the first triple-double in program history with 11 points, 10 rebounds and 12 assists against Purdue... Totaled 15 points and 10 assists at Indiana, his second double-double of the year...Scored a season-high 24 points vs. South Dakota State...Nearly recorded a triple double vs. Southern Utah with 13 points, 11 assists and seven boards...Rated the top point guard & No. 3 overall recruit by JUCORecruiting.com in 2019...Averaged 19.1 points, 7.6 assists, 5.9 rebounds and 2.4 steals per game at Salt Lake City CC... Totaled five 30-point games, including a 40-point outburst against Casper College.

Collegiate Career Bests: Pts: 24 | Reb: 10 | Ast: 12 | Stl: 3

#11 Dachon Burke Jr. | G | Jr. | 6-4 | 180 | Orange, N.J.

2019-20 Averages: PPG: 13.4 | RPG: 3.8 | APG: 1.3 | SPG: 1.5

Worth Noting: Reached double figures for the third straight game with 10 points and three steals vs. North Dakota...Totaled 18 points and matched season highs in rebounds (seven) against Purdue...Led Nebraska with 25 points, including 4-of-8 from 3-point range, at Indiana...Scored 21 points on 8-of-11 shooting vs. USF...Sat out 2018-19 season after two years at Robert Morris...Was a second-team All-Northeast Conference pick in 2017-18, averaging 17.6 points, 5.8 rebounds and 2.1 steals per game...Was fourth in the NEC in scoring and led the lead in steals as a sophomore...Played in 33 games as a freshman and averaged 7.6 ppg...Prepped at Coastal Academy, where he averaged 17.2 points, 6.0 assists and 4.0 rebounds per game.

Collegiate Career Bests (including Robert Morris): Pts: 29 | Reb: 14 | Ast: 6 | Stl: 6

#34 Thorir Thorbjarnarson | G | Jr. | 6-6 | 206 | Reykjavik, Iceland

2018-19 Averages: PPG: 7.4 | RPG: 3.5

Worth Noting: Has moved into the starting lineup the last four games, and is averaging 11.0 ppg on 50 percent shooting in that stretch...Had two points, two assists and two steals vs. UND...Totaled 13 points and five boards vs. Purdue...Had a career-high 17 point effort at Indiana, including 3-of-5 from 3-point range...Had 12 points, including 4-of-5 from 3-point range, at Creighton...Totaled 11 points and seven boards at Georgia Tech...Averaged 10 ppg playing for Iceland National Team at the Games of the Small States of Europe...Started seven times in 2019, including all five postseason games...Grabbed a career-high 10 rebounds against No. 24 Wisconsin in 2018-19...NU's first scholarship player from Iceland.

Collegiate Career Bests: Pts: 17 | Reb: 10 | Ast: 4 | Stl: 5

#22 Haanif Cheatham | G | Sr. | 6-5 | 194 | Fort Lauderdale, Fla.

2019-20 Averages: PPG: 12.8 | RPG: 4.7 | APG: 1.6

Worth Noting: Finished with 10 points vs. North Dakota...Had 21 points, six boards and three assists at Indiana...Recorded first career double-double with 14 points and 11 rebounds at Georgia Tech...Had a career-high 26-point effort vs. USF...Totaled 19 points and seven caroms vs. WSU...Spent 2018-19 season at FGCU, averaging 13.2 ppg and 4.8 rpg before shoulder surgery...Spent two-plus seasons at Marquette where he started 63 games...Was chosen as the team's best defender in 2015-16 and 2016-17...Averaged 11.8 ppg as a freshman to earn Big East All-Freshman team honors...Was a top-100 recruit at Pembroke Pines Charter High School, where he averaged 24.0 points, 5.0 rebounds and 3.0 assists per game.

Collegiate Career Bests (including Marquette/FGCU): Pts: 26 | Reb: 11 | Ast: 6 (3x) | Stl: 3 (4x)

#24 Yvan Ouedraogo | F | Fr. | 6-9 | 260 | Bordeaux, France

2019-20 Averages: PPG: 5.8 | RPG: 5.8

Worth Noting: Led NU with nine boards and added nine points vs. UND...Nearly had a double-double vs. Indiana with nine points and 10 boards in a career-high 33 minutes...Scored a season-high 11 points vs. Southern...Grabbed 12 boards and had six points vs. South Dakota State...Top 150 recruit by 247Sports... Played for the French U-18 team at the European Championships, averaging 4.0 points and 3.6 rebounds despite being the second-youngest player on the roster...Attended the National Institute of Sport, Expertise and Performance (INSEP), the same program which produced Clint Capela, Boris Diaw and Tony Parker...Played for French U-16 team in 2018 European Champs., averaging 12.7 ppg and 9.7 rpg.

Collegiate Career Bests: Pts: 11 | Reb: 12 | Ast: 2 | Stl: 2 | Bl: 2

NATIONAL POLLS

AP TOP 25 (DEC. 23)

No	Team (1st)	Record	Points	Prev.
1	Gonzaga	13-1	1608	2
2	Ohio State	11-1	1520	5
3	Louisville	11-1	1460	3
4	Duke	10-1	1429	4
5	Kansas	9-2	1388	1
6	Oregon	10-2	1286	8
7	Baylor	9-1	1207	10
8	Auburn	11-0	1107	12
9	Memphis	10-1	1040	11
10	Villanova	9-2	950	18
11	Michigan	9-3	889	14
12	Butler	11-1	853	17
13	Maryland	10-2	785	7
14	Michigan State	9-3	775	15
15	San Diego State	12-0	763	20
16	Virginia	9-2	595	9
17	Florida State	10-2	583	19
18	Dayton	9-2	541	13
19	Kentucky	8-3	411	6
20	Penn State	10-2	332	23
21	Washington	9-2	326	22
22	West Virginia	10-1	229	25
23	Texas Tech	8-3	178	24
24	Arizona	10-3	153	16
25	Iowa	8-3	125	NR

Others receiving votes: Wichita State 112, Colorado 79, Xavier 68, DePaul 54, Indiana 45, Liberty 40, Utah State 36, Saint Mary's 29, Marquette 28, Tennessee 24, Northern Iowa 23, Creighton 12, Purdue 11, Georgetown 9, Stanford 7, BYU 4, St. John's 4, Virginia Tech 3, Seton Hall 2, East Tennessee State 1, Yale 1

USA TODAY COACHES POLL (DEC. 23)

No	Team (1st)	Record	Points	Prev.
1	Gonzaga (23)	13-1	785	2
2	Ohio State (7)	11-1	754	4
3	Duke	10-1	717	3
4	Louisville (2)	11-1	707	5
5	Kansas	9-2	676	1
6	Baylor	9-1	594	11
7	Oregon	10-2	588	10
8	Auburn	11-0	579	9
9	Villanova	9-2	502	14
10	Memphis	10-1	462	13
11	Butler	11-1	432	16
12	Maryland	10-2	386	8
13	Virginia	9-2	362	7
14	San Diego State	12-0	356	20
15	Michigan	9-3	338	15
16	Michigan State	9-3	311	18
17	Florida State	10-2	298	19
18	Dayton	9-2	281	12
19	Kentucky	8-3	220	6
20	Washington	9-2	158	22
21	Penn State	10-2	146	24
22	Texas Tech	8-3	105	25
23	West Virginia	10-1	88	NR

Others receiving votes: Iowa 54; Colorado 42; Seton Hall 37; Xavier 36; Tennessee 34; Utah St. 30; Purdue 26; Northern Iowa 24; Marquette 24; Stanford 17; Creighton 15; Indiana 14; St. Mary's 12; North Carolina 11; DePaul 9; VCU 7; Liberty 5; Arkansas 2; Oklahoma 1.

BIG TEN STANDINGS/SCHEDULE (AS OF DEC. 28)

Team	B1G	Pct.	Overall	Pct.
Michigan State	2-0	1.000	9-3	.750
Indiana	1-1	.500	11-1	.917
Ohio State	1-1	.500	11-1	.917
Maryland	1-1	.500	10-2	.833
Penn State	1-1	.500	10-2	.833
Iowa	1-1	.500	9-3	.750
Michigan	1-1	.500	9-3	.750
Rutgers	1-1	.500	9-3	.750
Illinois	1-1	.500	8-4	.667
Purdue	1-1	.500	7-5	.583
Minnesota	1-1	.500	6-5	.545
Wisconsin	1-1	.500	6-5	.545
Nebraska	1-1	.500	5-7	.417
Northwestern	0-2	.000	5-6	.455

SCHEDULE

Dec.

28	Central Michigan at Purdue Wisconsin at Tennessee Fla. International at Minnesota	11 a.m. 1:30 p.m. 2 p.m.	BTN CBS BTN
29	West Virginia vs. Ohio State Cornell at Penn State Bryant at Maryland UMass-Lowell at Michigan North Carolina A&T at Illinois TAMU-Corpus Christi at Nebraska Hartford at Northwestern Kennesaw State at Iowa Arkansas at Indiana W. Michigan at Michigan State	11 a.m. 11 a.m. 11 a.m. 1 p.m. 1 p.m. 1 p.m. 3 p.m. 4 p.m. 5 p.m. 7 p.m.	FS1 ESPNU BTN FS1 ESPNU BTN BTN ESPNU BTN BTN

30	Caldwell (N.J.) at Rutgers	6 p.m.	BTN+
----	----------------------------	--------	------

31	Rider at Wisconsin	6 p.m.	BTN
----	--------------------	--------	-----

JANUARY

2	*Minnesota at Purdue *Illinois at Michigan State	6 p.m. 7 p.m.	BTN FS1
3	*Wisconsin at Ohio State *Rutgers at Nebraska	6 p.m. 7 p.m.	FS1 BTN

4	*Indiana at Maryland *Iowa at Penn State	11 a.m. 1 p.m.	FOX BTN
---	---	-------------------	------------

5	*Michigan at Michigan State *Northwestern at Minnesota *Purdue at Illinois	12:30/3:30 p.m. 6:30 p.m. 7 p.m.	CBS BTN FS1
---	--	--	-------------------

7	*Ohio State at Maryland *Penn State at Rutgers *Iowa at Nebraska	6 p.m. 6 p.m. 7 p.m.	ESPN BTN BTN
---	--	----------------------------	--------------------

8	*Northwestern at Indiana *Illinois at Wisconsin	6 p.m. 8 p.m.	BTN BTN
---	--	------------------	------------

9	*Purdue at Michigan *Minnesota at Michigan State	6 p.m. 8 p.m.	FS1 ESPN/ESPN2
---	---	------------------	-------------------

10	*Maryland at Iowa	7 p.m.	FS1
----	-------------------	--------	-----

*-Conference game

SCOUTING TEXAS A&M-CORPUS CHRISTI

Texas A&M-Corpus Christi comes to Lincoln with a 4-8 mark after dropping a 71-67 decision to Central Arkansas on Dec. 21. In that game, Myles Smith led the Islanders with a career-high 31-point effort, including six 3-pointers, and grabbed a team-high seven rebounds while no other player reached double figures. TAMU-CC led 40-29 at the break but was outscored 42-27 in the final 20 minutes in dropping its third straight game. Nebraska will be the third power conference team the Islanders have faced in 2019-20 after losing at Vanderbilt (71-66) and at Texas A&M (63-60). In all, six of the 12 games the Islanders have played have been decided by six points or less.

Willis Wilson is in his ninth year as head coach at the school and has guided the Islanders to a trio of 20-win seasons and four postseason appearances, including the CIT title game in 2017. Prior to taking the TAMU-CC program, he spent 16 seasons at Rice, finishing his tenure as the school's winningest coach.

Smith, a 6-foot junior guard, paces the Islanders in scoring at 16.7 points per game, while shooting 41 percent from 3-point range. One of two returning starters, he also pulls down 5.6 rebounds per game and is third on the team in both assists and steals. Jashawn Talton also averages double figures, as he scores 12.7 points per game and hauls in a team-high 7.4 rebounds per contest. In all, TAMU-CC has five players averaging at least seven points per game, and the team allows just 65.3 points per game.

Series History: The matchup is the first between Nebraska and Texas A&M-Corpus Christi, while Nebraska is 10-2 all-time against current Southland Conference members.

LAST TIME OUT

De'Sean Allen Eikens' free throw with 7.3 seconds broke a 74-all tie, as North Dakota withstood Nebraska's final attempt to hold on for a one-point victory at Pinnacle Bank Arena on Dec. 21

Eikens hit the first free throw, but missed the second and Dachon Burke Jr. grabbed the rebound and raced down the court for Nebraska's final attempt, but his baseline jumper was off the mark to give UND the upset.

Nebraska, which trailed by as many as eight points with just over eight minutes remaining, rallied behind the shooting of Matej Kavas, who had nine of his season-high 12 points in the final eight minutes. His 3-pointer started an 8-0 run that tied the score at 61- all with 5:49 left. UND would regain the lead at 64-61 on a 3-point play from Marlon Stewart. Nebraska trailed 69-66 before a Burke basket and Kavas' fourth 3-pointer of the night with 1:42 left gave Nebraska its first lead since the opening minutes, but Allen-Eikens' conventional 3-point play with 1:25 left put the visitors up one.

The Huskers trailed 74-71 before Mack tied the game at 74 with 34.3 seconds remaining in regulation, setting up the final sequence.

DID YOU KNOW

- Texas A&M Corpus-Christi is third first-time opponent on the Huskers' non-conference schedule.
- The Huskers have already played three overtime games in the first 12 games of 2018-19, posting a 1-2 record. NU's single-season record is four, set five times, most recently in 2007-08. As of Dec. 27, Nebraska has played in three of the Big Ten's seven overtime games, while the Huskers' three overtime games is third nationally and leads all power conference teams.
- Despite the longer 3-point line this season, Nebraska's two returnees are shooting significantly better from beyond the arc than at any point of their career. Both players are averaging more than a 3-pointer per game, which are the highest rates of their career.

Huskers' 3-Point Improvement

Player	Career 3-Pct.	Entering 2019-20	3/GM	19-20 3Pt Pct.	3/GM
Burke	.333		0.89	.380	1.58
Thorbjarnarson	.214		0.17	.455	1.25

• One of the biggest points of emphasis for Hoiberg and his staff has been to shoot better from 3-point range, and that work has paid off. Over the last nine games dating back to Nov. 22, NU is shooting 38 percent from 3-point range and averaging 9.3 3-pointers per game after shooting just 23 percent in the first three games of the season.

Huskers' 3-Point Improvement

Category	Before Nov. 22	Since Nov. 22
Games	3	9
3 Pt. Pct.	.231	.384
3-Pointers/Gm	6.0	9.3
Att./Gm	26.0	24.3

• With three players averaging double figures, Nebraska has relied on its balance. In its first 12 games, NU has put at least four players in double figures nine times. The Huskers put five players in double figures against Washington State on Nov.

WORTH NOTING

- North Dakota snapped Nebraska's three-game home win streak and picked up its second win in five tries vs. Nebraska.
- Matej Kavas set season highs in both points (12) and 3-pointers (four), hitting 4-of-5 from beyond the arc in 17 minutes. Kavas' previous high was 11 against Creighton.
- Cam Mack's 19-point effort was his highest since scoring 24 against South Dakota State on Nov. 15.
- Nebraska put at least four players in double figures for the ninth time this season, as Mack (19), Kavas (12), Dachon Burke Jr. (10) and Haanif Cheatham (10) all finished in double figures.
- Yvan Ouedraogo finished with nine rebounds, the third time this season he has grabbed nine or more caroms.

MOST OT GAMES IN 2019-20

No.	School	OT Games
1	UNLV	4
	Yale	4
3.	Nebraska	3
	Fairfield	3
	Cincinnati	3
	Fresno State	3

as of Dec. 28

25 and at Creighton on Dec. 7.

• It is not surprising that Nebraska has relied on its 3-point shooting, as Hoiberg's Iowa State teams led the Big 12 in 3-pointers in four of his five seasons at the school. The Huskers are on pace to average 8.5 3-pointers per game, a total which would rank second in school history and be the most since the 2001-02 campaign.

Most 3-Pointers/Game in School History

No.	School	Games	3-Pointers/Game
1.	2001-02	28	9.54
-	2019-20	12	8.50
2.	2006-07	31	7.87
3.	2018-19	36	7.50

• Nebraska enters Sunday's game third in the Big Ten in turnover margin at +2.3 per game. The Huskers have forced an average of 14.3 turnovers per game to rank third in the Big Ten while averaging 12.0 turnovers per game to rank fourth. During his tenure at Iowa State, Hoiberg's teams ranked in the top three in the Big 12 in fewest turnovers per game in four of his five seasons at the school.

• Nebraska has 10 double-figure scoring runs this season and at least one double-digit run in four of the last six games following the North Dakota game.

• Nebraska's 14 first-year players on the roster matches TCU for the most in the nation in research done by the Utah SID John Vu. Only four teams (TCU-14, Nebraska-14, East Carolina-13 and Utah-12) have at least 12 newcomers on their 2019-20 rosters. Nebraska returns a national-low 1.9 percent of its scoring from last season and the 50 returning points is the lowest by any power conference team since 2009 according to noted statistician Ken Pomeroy.

Fewest Returning PPG from 2018-19

No.	School	Returning PPG	Pct. of Scoring
1.	Nebraska	2.0 PPG	1.9%
2.	Tulane	10.8 PPG	12.2%
3.	South Dakota St.	15.8 PPG	16.9%
4.	Virginia Tech	13.3 PPG	18.1%
5.	Washington	13.9 PPG	19.8%

Courtesy: Virginia Tech SID office

• Cam Mack's triple-double against Purdue was the first by a Husker in school history and the first by a Big Ten player this season. As of Dec. 26, only 11 players have had a triple-double this season.

• Cam Mack is the only Husker in the last 30 years to have multiple points-assist double-doubles in the same season as he had one against Southern Utah on Nov. 9 and at Indiana on Dec. 13 in addition to his triple double. In fact, it is only the seventh time in the last 30 years that a Husker has had a points-assists double-double. His consecutive points-assists double-double was the first since Brian Carr in December of 1985 (vs. UC-Irvine and Creighton).

Husker Points/Assists Double-Doubles (Last 30 years)

No.	Pts.	Asst.	Opponent
Cam Mack	11	12	vs. Purdue, 12/13/19
Cam Mack	15	10	at Indiana, 12/13/19
Cam Mack	13	11	vs. Southern Utah, 11/11/19
Glynn Watson Jr.	10	10	vs. Cal State Fullerton, 12/20/18
Lance Jeter	10	10	vs. Kansas, 2/5/11
Lance Jeter	12	12	at Kansas State, 2/7/10
Sek Henry	11	11	at TCU, 11/21/09
Tom Wald	11	11	vs. Appalachian State, 12/31/94

THE CHASE FOR 1,000

Despite having only 50 points returning from last season, a pair of Huskers are quickly closing in on 1,000 career points at the collegiate level.

Senior Haanif Cheatham enters the Texas A&M-Corpus Christi contest with 995 points during his career and is five points away from 1,000 for his career. Cheatham, who previously played at Marquette and Florida Gulf Coast, is averaging 12.8 points and shooting a career-best 53.7 percent from the field.

Junior guard Dachon Burke Jr. comes into Sunday's game with 974 points following his 10-point effort against North Dakota. Counting his two seasons at Robert Morris, he needs 26 points to reach that plateau. Burke's season high is 25 points at Indiana on Dec. 13. On the year, he leads NU in scoring at 13.4 ppg, while shooting 43 percent from the floor, including 38 percent from 3-point range.

They will join Matej Kavaz, who went over 1,000 career points on Nov. 22. Kavaz now has 1,045 career points between his time at Seattle and Nebraska.

SETTING A FAST PACE

Not only are the Huskers adjusting to a whole new roster, but playing at a significantly faster pace than in previous years. The Huskers are 15th nationally in offensive tempo, as their average possession is 15.1 seconds per possession through the North Dakota game.

• In his five seasons as a college coach, Hoiberg's teams have ranked in the top 20 in offensive tempo four times, including top-10 rankings in both 2014 and 2015.

• Hoiberg's first Iowa State team in 2010-11 jumped from 67th to 20th nationally in offensive pace and ranked in the top 40 nationally in adjusted

PACE UNDER HOIBERG

Year	Avg. Poss. Length	NCAA Rank
2010-11	15.9	20th
2011-12	16.9	62nd
2012-13	15.8	12th
2013-14	15.2	8th
2014-15	14.6	2nd
2019-20	15.1	15th

as of Dec. 26

LEARFIELD IMG COLLEGE HUSKER SPORTS NETWORK

Kent Pavelka

- Is in his 33rd season of calling Husker basketball
- Called NU basketball for two stretches from 1974-1996 before returning to play-by-play duties in 2006-07
- Called his 1,000th Husker basketball game in 2018-19
- Six-time Nebraska Sportcaster of the Year who was inducted into the Nebraska Broadcasters Hall of Fame in 2019

Jake Muhleisen

- Is in his second season as full-time color analyst after filling in part time for several seasons
- Four-year starter at Nebraska from 2002-05
- Three-year team captain during his career

Ben McLaughlin

- Co-hosts Sports Nightly and works on the HSN football and baseball broadcasts

2019-20 Network Affiliates

City	Station	Location
Ainsworth	KBRB	1400 AM
Alliance	KCOW	1400 AM
Beatrice	KWBE	1450 AM
Broken Bow	KBBN	95.3 FM
Chadron	KCSR	610 AM
Columbus	KJSK	900 AM
Fairbury	KGMT	1310 AM
Falls City	KTNC	1230 AM
Fremont	KFMT	105.5 FM
Grand Island	KRGI	1430 AM
Hastings	KHAS	1230 AM
Holdrege	KUVR	1380 AM
Kearney	KGFV	1340 AM
Lexington	KRVN	880 AM
Lincoln	KLIN	1400 AM
McCook	KSWN	93.9 AM
Nebraska City	KNCY	1600 AM
Nebraska City	KBIE	103.1 FM
Norfolk	KNEN	94.7 FM
North Platte	KODY	1240 AM
North Platte	KXNP	106.1 FM
O'Neill	KRBX	102.9 FM
Omaha	KXSP	590 AM
Scottsbluff	KNEB	960 AM
Sidney	KSID	1340 AM
Superior	KRFS	1600 AM
Superior	KRFS	103.9 FM
Valentine	KVSH	940 AM

Nationwide

- Huskers.com and Huskers App
- TuneIn.com/Huskers and TuneIn App
- SiriusXM Satellite Radio

QUICK FACTS

University of Nebraska Information

Location	Lincoln, Neb.
Founded	1869
Enrollment	25,332
Nickname	Cornhuskers, Huskers
Colors	Scarlet & Cream
Affiliation	NCAA Division I
Conference	Big Ten Conference
Home Arena	Pinnacle Bank Arena
Capacity/Year Opened	15,000/2013
Chancellor	Ronnie Green
Faculty Rep.	Josephine Potuto, J.D.
Athletics Director	Bill Moos
Deputy A.D./Chief of Staff	John Johnson
Athletic Dept. Phone	(402) 472-4224
Assistant A.D./Ticketing	Holly Adam
Ticket Office Phone	(402) 472-3111 or 1-800-8BIGRED
Website	Huskers.com

Basketball History

First year of basketball	1896-97
Regular-season conference titles (last)	7 (1950)
Postseason conference titles (last)	1 (1994)
All-time postseason appearances	26
All-time postseason record	24-25
NCAA Appearances (last)	7 (2014)
NIT Appearances (last)	19 (2019)

Basketball Staff

Head Coach	Fred Hoiberg
Alma Mater (Year)	Iowa State (1995)
Record at Nebraska	5-7 (1st season)
Overall NCAA Coaching Record	120-63 (6th season)
Assistant Coaches	Matt Abdelmassih (1st season) Armon Gates (2nd season) Doc Sadler (1st season as asst./7th season overall)
Special Assistant to the Head Coach	Bobby Lutz (1st season)
Strength Coach	Tim Wilson
Graduate Managers	Vince Fritz and Jon Harris Jr.
Director of Operations	Luca Virgilio
Asst. Director of Operations	Sheryl Burbach
Video Coordinator	Matt Holt
Director of Player Development	Buzzy Caruthers
Assistant Athletic Trainer	R.J. Pietig
Equipment Manager	Pat Norris

2019-20 Team Information

2018-19 Record	19-17 (13-5 H, 2-10 A, 4-2 N)
Big Ten Record (Finish)	6-14 (13th)
Big Ten Championship	2-1, def. Rutgers, 68-61
Postseason	def. Maryland, 69-61; lost to Wisconsin, 62-66
Starters Returning/Lost	0/5
Lettermen Returning/Lost	1/11
Scholarship Newcomers	11

Communications Contact

Sr. Assoc. Director/MBB Contact	Shamus McKnight
Office Phone	(402) 472-777
Cell Phone	(402) 540-0268
E-Mail	smcknight@huskers.com
Press Row Phone	(402) 904-5925
Communications Mailing Address	One Memorial Stadium, P.O. Box 880123, 800 Stadium Drive, Lincoln, NE 68588-0123

tempo in four of his five seasons in Ames, including top-15 nationally in his last two campaigns.

- In the KenPom era (1997-present), only one Husker team has ranked among the top 100 nationally in adjusted tempo - the 1999-2000 Huskers under Danny Nee. The Huskers' quickest offensive tempo in the last decade was in 2017-18 when the Huskers were 140th in offensive tempo.

JUCO STANDOUTS MACK AND GREEN STEP INTO LINEUP

Two of the cornerstones of the Huskers' recruiting class were junior college transfers Cam Mack and Jervay Green. Mack (third) and Green (eighth) were both ranked in the top 10 nationally by JUCORecruiting.com in the 2019 recruiting class and have played a crucial role for the Huskers early in 2019-20.

Mack, who was listed as the top JC point guard recruit in the country, enters the Texas A&M-Corpus Christi game averaging 13.0 points per game while leading the Huskers in assists (6.7) and assist-to-turnover ratio (2.2-to-1). He is also second on squad in rebounding (4.8 rpg) and steals (1.4 spg).

- Mack ranks third in the Big Ten in assists and sixth in steals and is one of only three Big Ten players - Mack, Maryland's Anthony Cowan and Rutgers' Geo Baker - rank in the top-10 in both categories as of Dec. 26.

- His 6.7 assists per game is on pace to rank third in school history, trailing only Brian Carr, who averaged 7.9 assists per game in 1984-85 and 6.7 assists per game in 1985-86.

- He recorded the first triple-double in program history against Purdue on Dec. 15 with 11 points, 10 rebounds and 12 assists, setting season bests in both rebounds and assists in NU's 70-54 win.

- Mack is one of only five players nationally - and two in the Big Ten - to have at least three points-assists double-doubles this season. He is tied with Xavier Simpson of Michigan for second nationally. He also had 13 points and 11 assists against Southern Utah on Nov. 9 and 15 points and 10 assists at Indiana on Dec. 13.

- He's reached double figures 10 times, including a season-high 24-point performance against South Dakota State on Nov. 15.
- Last season at Salt Lake CC, Mack averaged 19.1 points, 7.6 assists and 5.9 rebounds per game, ranking fifth nationally in assists per game. He totaled nine double-doubles and three triple doubles as a freshman and dished out 10-or-more assists nine times.

Green was rated as the No. 2 combo guard nationally after a stint at Western Nebraska CC, has been a jack-of-all-trades for the Big Red, averaging 9.6 points along with 4.8 rebounds and 2.6 assists per game. He ranks on the top three on the squad in rebounding, assists, steals (1.0 spg) and blocks (0.5 bpg). Green returned to action against North Dakota after missing the previous two games for a violation of team rules.

- He has been in double figure five times, including a season-high 22 points in an overtime win over Southern on Nov. 22. His two 3-pointers helped key a 10-0 spurt in overtime to seal the win.

- Green nearly posted a double-double against Washington State on Nov. 25 with 16 points and eight rebounds in 27 minutes.

- He nearly had a double-double against Southern Utah on Nov. 9 with 18 points and a team-high eight rebounds, as he sent the game into overtime with a 3-pointer at the buzzer.

- Green garnered NJCAA All-America honors at WNCC in 2019, averaging 23.6 points, 5.7 rebounds and 5.3 assists per game. He was eighth nationally in scoring and had six 30-point games, including a school-record 51-point outburst.

CHEATHAM MAKES IMPACT ON BOTH ENDS

Fifth-year senior Haanif Cheatham has been one of the leaders for a young Husker team. The guard from Fort Lauderdale, Fla., is NU's most experienced player, as he played in 80 games between Marquette and Florida Gulf Coast before coming to Nebraska for his final year.

Cheatham has played some of the best basketball of his career over the last month. Over Nebraska's last eight games, he's averaging 15.5 points and 4.5 rebounds per game, while typically guarding the opponent's top scoring threat.

- Cheatham has reached double figures in seven of the Huskers' last eight games, including a 21-point, six-rebound performance at Indiana on Dec. 13. He had six straight double-figure efforts from Nov. 25-Dec. 13, the second-longest streak of his collegiate career.

- Cheatham posted his first career double-double with 14 points and a career-high 11 rebounds at Georgia Tech on Dec. 4.
- He was in double figures all three games of the Cayman Islands Classic, averaging 19.0 ppg including a career-best 26-point effort against South Florida to garner all-tournament honors.

A former top-100 recruit out of high school, he was named Marquette's top defensive performer in each of his two full seasons at Marquette.

BURKE SHOWS SCORING TOUCH

The other returnee from the 2018-19 season, Dachon Burke Jr. waited in the wings after transferring from Robert Morris. A 6-foot-4 guard, Burke has quickly shown the skills to flourish in Fred Hoiberg's attack, averaging a team-high 13.4 points and 3.8 rebounds per game.

Burke has reached double figures eight times, including a 25-point effort against Indiana on Dec. 13 and a 21-point performance against South Florida on Nov. 27. Burke leads the Huskers in 3-pointers (19) and is shooting nearly 40 percent from 3-point range.

GAMES WITH 10 ASSISTS

No.	Name	School	10+
1.	Cameron Parker	Sacred Heart	4
	Jason Preston	Ohio	4
	Josh Sharkey	Samford	4
	Zavier Simpson	Michigan	4
	Charlie Moore	Depaul	4
6.	Cam Mack	Nebraska	3
	Javon Levi	UT-RGV	3
	Kyle Lofton	St. Bonaventure	3
	Nico Mannion	Arizona	3
	Markell Johnson	NC State	3
	Lamonte Turner	Tennessee	3

CHEATHAM TRACKER

Category	1st 4 Games	Since
PPG	6.8	15.5
RPG	5.0	4.5
FG Pct.	.500	.547
3-Pt. Pct.	.000	.348
FT Pct.	.385	.750

Two years ago, Burke was one of the best players in the Northeast Conference, averaging 17.6 points per game while adding 5.8 rebounds and a conference-best 2.1 steals per contest.

OUEDRAOGO ADDS NAME TO SHORT LIST OF TRUE FROSH

Freshman Yvan Ouedraogo became the first true freshman to start a season opener at Nebraska since 2013 when he started against UC Riverside on Nov. 5.

- He is one of the youngest players in the country, as he won't turn 18 until after the 2020 Big Ten Tournament.

- Ouedraogo has started all 12 games for the Huskers, averaging 5.8 points and a team-high 5.8 rebounds per game in just over 20 minutes per game.

- He could become just the third freshman to lead NU in rebounding in a season, joining Aleks Maric (2005-06) and John Turek (2001-02).

- Ouedraogo has played some of his best basketball recently, averaging 8.0 points and 8.0 rebounds per game over the Huskers' last three contests.

- Ouedraogo has grabbed five or more rebounds in five of the Huskers' last six games dating back to Nov. 27.

- His 10 rebounds against Indiana marked the second-highest rebounding total for a Husker freshman in his first conference game, trailing only Dave Hoppen in 1983.

- He enjoyed his offensive effort of the season with 11 points, including six in overtime, and four rebounds against Southern on Nov. 22. He snared a team-high 12 rebounds against South Dakota State on Nov. 15.

- He is just the 11th true freshman and 13th freshman overall to start a season opener in the last 25 years at Nebraska, joining a group which includes 1,000-point scorers Tai Webster, Ryan Anderson, Cookie Belcher and Tyronn Lue.

Ouedraogo played for the French U-18 squad at the 2019 European Championships in July, as France went 6-1 and finished fifth in the competition.

FRESHMEN STARTERS IN OPENER

Freshman	Pos.	Year
Yvan Ouedraogo	F	2019-20
Tai Webster	G	2013-14
Benny Parker	G	2012-13
Jorge Brian Diaz*	C	2009-10
Brandon Ubel	F	2009-10
Cookie Miller	G	2007-08
Sek Henry	G	2006-07
Ryan Anderson	G	2006-07
Marcus Walker	G	2005-06
Jake Muhleisen	G	2001-02
Brian Conklin*	F	2000-01
Cookie Belcher	G	1996-97
Tyronn Lue	G	1995-96

*-redshirt freshman

CROSS LIFTS BENCH PRODUCTION

Freshman Kevin Cross has been a key contributor for the Huskers. The 6-foot-8 freshman from Little Rock, Ark., has been the first Husker off the bench in all 12 games and ranks fifth on the team in scoring at 7.3 points per game while chipping in 4.3 rebounds per game.

- Cross is seventh among Big Ten true freshmen in scoring and fourth in rebounding as of Dec. 26.

- He comes off a nine-point, five-rebound effort against North Dakota on Dec. 21, marking the third straight game he has grabbed at least five rebounds. He has five-or-more rebounds seven times this season.

- Cross has been in double figures four times off the bench, including a season-high 19 points against Southern Utah. He became the first freshman in 73 games to pace the Huskers in scoring, while his 19-point effort was the highest by a Husker rookie since Shavon Shields in 2013.

- He played a complete game in the win over Washington State, scoring 14 points, grabbing a season-high eight rebounds and blocking two shots in 27 minutes

- Cross played a big role in NU's comeback against Southern, scoring all eight of his points in the second half as the Huskers overcame an eight-point deficit.

- He was efficient against South Dakota State, finishing with 10 points on 4-of-5 shooting and two blocked shots.

KAVAS IS ONE OF NATION'S TOP SHOOTERS

Senior transfer Matej Kavas comes to Nebraska with a reputation as one of the nation's top 3-point shooters. The 6-foot-8 guard is a career 44 percent shooter from 3-point range, and shot 40 percent or better in all three of his seasons at Seattle. Kavas' .435 career percentage ranks 11th among active Division I players.

- To put Kavas' shooting in perspective, Nebraska's career mark for career 3-point percentage is .432 by Brian Conklin (2001-04) and only five players in school history have shot 40 percent in their Husker career with a minimum of 100 3-pointers.

- Kavas comes off his best performance of the year, hitting 4-of-5 3-pointers against North Dakota on Dec. 21. It was the 18th time in his career he had 4-or-more 3-pointers in a game.

- As a sophomore at Seattle, Kavas led the WAC in both 3-point percentage (.464) and 3-pointers per game (2.8).

- Kavas' 186 career 3-pointers would rank third on NU's career list while his 91 3-pointers as a sophomore would top NU's single-season mark (Cary Cochran, 89, 2001-02).

WHAT'S BACK FOR THE HUSKERS

Nebraska returns one letterwinner and one other player from last year's team that went 19-17 and reached the second round of the NIT. Junior guard Thorir Thorbjarnarson was the only player who has seen regular-season action for the Huskers entering the 2019-20 campaign. He averaged 2.0 points and 2.1 rebounds per game last year.

- According to research by noted basketball statistician Ken Pomeroy, the 50 returning points on Nebraska's 2019-20 roster is the lowest total for a power conference team since 2009, when Indiana returned just 28 points from the previous season.

- Since 2000, it is only the fourth time where the Huskers have returned less than 40 percent of the team's scoring output from the previous year (also 2012-13, 2009-10 and 2001-02). In that stretch, the lowest was 24 percent in 2012-13.

- The seven returning starts for the Huskers are the lowest in at least 20 years. The previous low in that stretch was 41 entering 2001-02.

TOP-10 PINNACLE BANK ARENA CROWDS

No.	Attend.	Opponent	Date
1.	15,998	Wisconsin	March 9, 2014
2.	15,991	Penn State	Feb. 25, 2018
3.	15,987	Tennessee-Martin	Nov. 28, 2014
4.	15,978	Northwestern	March 1, 2014
5.	15,952	Iowa	Jan. 27, 2018
6.	15,950	Creighton	Dec. 8, 2018
7.	15,949	Arkansas State	Dec. 14, 2013
8.	15,946	South Dakota State	Nov. 15, 2019
9.	15,945	Minnesota	Jan. 26, 2014
10.	15,933	Iowa	Feb. 22, 2015

RECORD AT PINNACLE BANK ARENA

Season	Wins	Losses	Pct.
2013-14	15	1	.938
2014-15	10	6	.625
2015-16	10	8	.556
2016-17	8	8	.500
2017-18	16	1	.941
2018-19	13	5	.722
2019-20	3	3	.500
Totals	75	32	.701

ROBY EARNS SECOND-ROUND SELECTION

Isaiah Roby ended Nebraska's NBA Draft drought, as he was selected in the second round by the Detroit Pistons (No. 45 overall) before his rights were traded to Dallas. It was the highest a Husker basketball player had been picked since Tyronn Lue went with the No. 23 pick in the 1998 NBA Draft.

HUSKERS IN THE PROS

NBA or NBA G League

Player (Years at NU)	Current Team	League
Isaiah Roby (2017-19)	Dallas Mavericks	NBA/G League
Andrew White III (2015-16)	Westchester Knicks	G League
Evan Taylor (2017-18)	Agua Caliente Clippers	G League
James Palmer Jr. (2018-19)	Agua Caliente Clippers	G League
Isaac Copeland Jr. (2018-19)	Texas Legends	G League

Overseas

Player (Years at NU)	Current Team	Country
Jason Dourisseau (2003-06)	Donar Groningen	Holland
Kris Douse (2007)	BC Mess	Luxembourg
Sek Henry (2007-10)	New Zealand Breakers	Australia
Ryan Anderson (2007-10)	Niagara River Lions	Canada
Christian Stanhardinger (2010-11)	San Migueul	Phillippines
Toney McCray (2009-12)	Club Doha	Qatar
Caleb Walker (2011-12)	Fos Provence	France
Jorge Brian Diaz (2010-12)	Quebradillas	Puerto Rico
Bo Spencer (2012)	Abejas	Mexico
Ray Gallegos (2010-14)	Laguneros	Mexico
Terran Petteway (2014-15)	Pistoria	Italy
Tarin Smith (2015)	Orzi Basket	Italy
Shavon Shields (2013-16)	Baskonia	Spain
Tai Webster (2014-17)	Galatasaray	Turkey
Jack McVeigh (2016-18)	Adelaide	Australia
Duby Okeke (2018)	Hestia Menorca	Spain
Anton Gill (2017-18)	Raales	Dominican Republic
Glynn Watson Jr. (2016-19)	Lavrio	Greece

Big Ten Team Rankings (Dec. 26)

Category	Overall (Rk.)	B1G (Rk.)
Scoring Offense	74.7 (8)	80.0 (3)
Scoring Defense	76.8 (14)	76.0 (9)
Scoring Margin	-2.2 (14)	+4.0 (4)
Free Throw Pct.	.576 (14)	.404 (9)
Field Goal Pct.	.436 (11)	.434 (8)
Field Goal Pct. Def.	.423 (12)	.381 (1)
3-Point Pct.	.343 (5)	.371 (4)
3-Point Pct. Def	.290 (3)	.183(2)
Rebounding Margin	-11.2 (14)	-13.5 (13)
Blocked Shots	2.8 (12)	1.0 (14)
Assists	14.4 (7)	20.5 (1)
Steals	5.9 (7)	5.5 (3)
Turnover Margin	+2.3 (3)	+2.0 (5)
3-Pointers/Gm	8.5 (4)	11.5 (2)

Big Ten Individual Leaders (Dec. 26)

Category	Name	Overall (Rk.)	B1G (Rk.)
Scoring	Cheatham	12.8 (20)	15.0 (15)
	Burke	13.4 (15)	21.5 (3)
	Mack	13.0 (18)	13.0 (23)
	Thorbjarnarson	-	15.0 (15)
Rebounding	Ouedraogo	5.8 (20)	7.5 (8)
	Cross	-	7.0 (11)
Assists	Mack	6.7 (3)	11.0 (1)
	Cheatham	-	3.5 (11)
3-Pt. Pct.	Thorbjarnarson	.455 (7)	.600 (12)
	Burke	-	.533 (12)
	Mack	-	.500 (13)
3-Pt/Gm	Burke	1.7 (14)	4.0 (1)
	Thorbjarnarson	-	2.5 (6)
	Mack	-	3.0 (3)
Steals	Mack	1.4 (6)	1.5 (9)
	Burke	1.5 (3)	2.0 (3)
Asst./To Ratio	Mack	2.2 (5)	3.1 (6)
	Cheatham	-	3.5 (4)
Minutes	Mack	35.0 (2)	40.0 (1)
	Cheatham	33.7 (3)	38.5 (2)
	Burke	-	36.0 (7)
	Thorbjarnarson	-	35.0 (9)

HUSKERS TO PARTICIPATE IN 2020 MYRTLE BEACH INVITATIONAL

A potential old conference matchup could be on the horizon, as ESPN announced the field for the 2020 Myrtle Beach Invitational on Nov. 21.

The third-annual event is held in the HTC Center on the campus of Coastal Carolina and takes place Nov. 19, 20 and 22, 2020. The eight-team field for the event includes Charlotte (Conference USA), Dayton (Atlantic 10), Loyola (Missouri Valley), Missouri (Southeastern), Penn (Ivy), Pittsburgh (Atlantic Coast) and Utah State (Mountain West).

In all, four of the eight teams reached postseason play last season, including Utah State, Dayton and Loyola (Chicago) along with the Huskers.

The Huskers and Missouri have a long history that dates back to 1908. The teams have squared off 219 times over the years, but have not met since the Huskers joined the Big Ten in 2011. NU topped Dayton in the 2016 Wooden Legacy, while a potential matchup with Penn could be the first since the Quakers upset the Huskers in the 1994 NCAA Tournament.

NU has played Pitt just four times, but not since 2000, while the Huskers and Utah State have not played since 1978. Charlotte is the only team in the field the Huskers have not played.

What's Returning (Last Five Seasons)

Category	2019-20	2018-19	2017-18	2016-17	2015-16
Pct. of scoring	1.9	73.4	50.0	45.8	40.0
Pct. of rebounding	4.2	61.4	44.9	51.9	33.3
Pct. of assists	6.2	71.5	48.9	52.6	51.1
Pct. of blocked shots	3.3	67.2	47.4	64.3	15.6
Pct. of steals	5.4	68.0	61.1	51.6	52.6
Pct. of minutes	4.2	74.5	55.4	52.4	42.4

TRANSFERS BRING MUCH-NEEDED EXPERIENCE

While Nebraska has only one player who has previously played at Nebraska (Thorir Thorbjarnarson), a good portion of the roster has Division I experience. The Huskers feature six transfers who have combined for more than 3,000 points at the Division I level. Dachon Burke Jr. is the only returnee in the group after he began his collegiate career at Robert Morris before sitting out the 2018-19 season at Nebraska.

Experienced Additions (Entering 2019-20)

Player	School	Points	Rebounds	Assists
Dalano Banton ^	Western Kentucky	105	92	65
Dachon Burke Jr.	Robert Morris	813	312	104
Haanif Cheatham	Marquette/FGCU	842	296	170
Matej Kavas	Seattle	980	358	72
Shamiel Stevenson ^	Pittsburgh/Nevada	288	148	36
Derrick Walker^	Tennessee	92	107	16
Totals		3,120	1,313	463

^ - Will not be eligible until 2020-21

RETOOLING A ROSTER IN SIX WEEKS

Fred Hoiberg and his staff retooled the Nebraska roster following his introduction in early April. The Huskers signed a recruiting class that was in the top 50 nationally in just six weeks. The 14-member class included 11 scholarship players and three walk-ons and is a mixture of grad transfers, transfers, JUCOs and freshmen.

2019 Recruiting Class Highlights

- Ranked No. 41 nationally by 247Sports, the program's second-highest class ranking since joining the Big Ten.
- Featured two of the top-10 recruits nationally by JUCORecruiting.com, the highest two JC signees NU has signed this decade.
- Included five Division I transfers who have combined for more than 2,300 points, 1,000 rebounds and 350 assists at their previous schools.
- Had two Division I transfers (Dalano Banton and Haanif Cheatham) who were top-100 recruits in high school and two freshmen who were both top-150 recruits in 2019 by 247Sports (Kevin Cross and Ivan Ouedraogo).
- Contained two high school state players of the year (Akol Arop and Samari Curtis) and two others who were first-team all-state in 2019 (Cross and Charlie Easley). Curtis transferred at the end of the fall semester.
- Included players from seven states (Arkansas, Colorado, Florida, Missouri, Nebraska, Ohio and Texas) and three countries (Canada, France and Slovenia).

FROM COLLEGE TO THE NBA AND BACK AGAIN

Nebraska's Fred Hoiberg is in an exclusive club, as he is one of just 10 current Division I coaches to coach in Division I and in the NBA. He spent three-plus seasons with the Chicago Bulls, guiding the Bulls to the NBA Playoffs in 2016. Hoiberg's 270 regular-season NBA games are the most of the 10 former NBA coaches in the collegiate ranks. Hoiberg also brings five years of NBA front office experience, as he worked with the Minnesota Timberwolves from 2005 to 2010.

Coach, School	NBA Head Coach, Years
Fred Hoiberg, Nebraska	Chicago, 2015-18
Larry Krystkowiak, Utah	Milwaukee, 2007-08
Terry Porter, Portland	Milwaukee, 2003-05; Phoenix 2008-09
Lon Kruger, Oklahoma	Atlanta, 2000-03
Eric Musselman, Arkansas	Golden State, 2002-04; Sacramento, 2006-07
Mike Dunlap, Loyola Marymount	Charlotte, 2012-13
Darrell Walker, Ark. Little Rock	Toronto, 1996-98; Washington, 1999-2000
John Calipari, Kentucky	New Jersey, 1996-99
Leonard Hamilton, Miami	Washington, 2000-01
Lindsey Hunter, Miss. Valley State	Phoenix, 2013

HUSKER FAMILY TIES RUN DEEP FOR HOIBERG

While Fred Hoiberg grew up in Ames and played his high school (Ames High School) and college basketball (Iowa State) there, he was born in Lincoln and has numerous ties to the city and to the University of Nebraska.

- Fred's father (Eric) and mother (Karen) both earned their undergraduate degrees from Nebraska in 1966. In fact, Eric earned his undergraduate degree, Master's degree, and Ph.D. in sociology from the university. His 1973 dissertation was "Socio-economic status, residential location, and intrametropolitan mobility: a longitudinal analysis".
- His maternal grandfather was former Husker basketball coach Jerry Bush. Known as the "Big Bear of the Coliseum," Bush guided NU from 1955 to 1963, and directed two of the greatest upsets ever – a 43-41 victory over top-ranked Kansas and Wilt Chamberlain, and a 55-48 victory over No. 4 Kansas State and Olympian Bob Boozer during the 1957-58 campaign.

- His paternal grandfather (Otto) received his Master's Degree and Ph.D from Nebraska. He joined the faculty of the University of Nebraska in 1948, where he taught sociology and served as director of the community development program in the University of Nebraska Extension Division.

YOU CAN GO HOME AGAIN: PART 2

Assistant Coach Doc Sadler brings a unique perspective to the Husker basketball staff, as he returns to Lincoln after serving as the head coach at Southern Miss for the last five seasons. Sadler helped Southern Miss improve its win total in each of the last four seasons, including a 20-13 mark and Conference USA semifinal appearance in 2018-19. Sadler returns to a program that he served as head coach for six seasons, guiding the Huskers to 101 wins and three postseason appearances in his six-year tenure.

It is rare for a coach to return to a program as an assistant coach, as the only other known example is Marty Wilson, who was the interim head coach at Pepperdine in 1996 before returning to the school as an assistant coach in 2008.

FAMILIAR FACES FOR HOIBERG ON HUSKER STAFF

One strength of the Husker coaching staff is a familiarity with each other, as three staff members had worked with Hoiberg as assistant coaches during his previous stint at Iowa State from 2010 to 2015. Matt Abdelmassih also worked under Hoiberg in the front office with the Minnesota Timberwolves, while Bobby Lutz was an assistant coach with the Windy City Bulls in the G League while Hoiberg coached the Chicago Bulls.

Previous Experience with Fred Hoiberg

Staff Member	Coaching Experience with Hoiberg
Matt Abdelmassih, Assistant Coach	Iowa State (2010-15)
Doc Sadler, Assistant Coach	Iowa State (2013-14)
Bobby Lutz, Special Assistant to the Head Coach	Iowa State (2010-11)

PINNACLE BANK ARENA SOLD OUT FOR 2019-20 SEASON

Since moving into Pinnacle Bank Arena in 2013, the Huskers have ranked in the top 15 in attendance nationally in each of the past six seasons. The streak will likely continue into 2019-20, as all available season tickets were sold out in August.

- Last season, Nebraska averaged 15,341 fans per home game to rank 10th nationally in attendance, matching the highest rank in school history.
- Nebraska is one of nine schools in the country to average 15,000+ fans per contest in each of the last six seasons, joining Kentucky, Syracuse, Louisville, North Carolina, Wisconsin, Indiana, Kansas and Creighton.
- The Big Ten Conference has led NCAA Basketball in attendance for 43 straight years, dating back to the 1976-77 season. Last season, Big Ten schools drew more than a combined three million fans for the fifth straight year.

Filling Up Pinnacle Bank Arena

Season	Average	NCAA Rank
2013-14 (1st year of PBA)	15,419	13th
2014-15	15,569	10th
2015-16	15,430	11th
2016-17	15,427	11th
2017-18	15,494	11th
2018-19	15,341	10th
2019-20	15,686	11th

TWO HUSKERS REPRESENT THEIR COUNTRIES

Thorir Thorbjarnarson and Yvan Ouedraogo spent part of the summer representing their home nations. Thorbjarnarson played in three games for Iceland's Senior National Team during the Games of the Small States of Europe, averaging 10 points per game. Ouedraogo played for France's U-18 team at the FIBA European Championships, as the team went 6-1 and earned a fifth-place finish. He averaged 4.0 points, 3.6 rebounds and 0.8 steals per game as the second-youngest member of the team.

In addition, former Huskers Tai Webster (New Zealand) and Jorge Brian Diaz (Puerto Rico) represented their nations in the 2019 FIBA World Cup. Diaz started all five games in helping Puerto Rico reach the second round, while Webster averaged 13.4 points and 4.8 assists as New Zealand's starting point guard.

HOLIDAY BREAK TICKETS ON SALE NOW

The Nebraska Athletic Ticket Office announce that a number of 100 Level tickets for Nebraska's remaining holiday break games are now on sale.

The upcoming holiday break games include Sunday's game against Texas A&M-Corpus Christi and Big Ten games against Rutgers (Jan. 3) and Iowa (Jan. 7). The majority of the tickets available are in the 100 Level and are available for purchase for \$20 (non-conference) and \$25 (Big Ten) apiece. These tickets became available following the UNL student purchase period and are located in sections 105-108 and 112.

Tickets can be purchased by visiting Huskers.com/Tickets or by calling (800) 8-BIGRED during business hours (Mon.-Fri., 8 a.m.-5 p.m.).

In addition, a limited number of returned tickets for Nebraska's remaining Big Ten games will also go on sale tomorrow as well. Those games include the conference clashes against Indiana, Michigan, Penn State, Wisconsin, Michigan State, Ohio State and Northwestern. Tickets range from \$10 (300 Level) to \$25 (100 Level).

STEVENSON DENIED NCAA WAIVER

Nebraska Athletics announced Nov. 26 that men's basketball player Shamiel Stevenson was denied a waiver and will not be eligible to compete until the start of the 2020-21 season.

Stevenson, a junior guard/forward from Toronto, Canada, will have two full years of eligibility remaining. He joins fellow transfers Dalano Banton and Derrick Walker as being eligible for the start of the 2020-21 season.

Stevenson transferred to Nebraska in May of 2019 from Nevada after Head Coach Eric Musselman took the Arkansas head coaching position. Stevenson began his career at Pittsburgh, where he played as a freshman, as well as four games as a sophomore before transferring at the end of the 2018 fall semester. Stevenson averaged 8.0 points and 4.1 rebounds per game in 36 games at Pittsburgh, and did not play at Nevada.

CURTIS TO TRANSFER AFTER FALL SEMESTER

Nebraska freshman guard Samari Curtis has decided to transfer from the men's basketball program, head coach Fred Hoiberg announced on Dec. 7.

Curtis, a 6-foot-4, 190-pound guard from Xenia, Ohio, appeared in NU's first eight games this year, averaging 1.8 points and 0.9 rebounds per game.

HUSKERS POST PERFECT ITALIAN TRIP

The Huskers got a head start on the 2019-20 season by traveling to Italy for 10 days last August. NU visited Rome, Florence and Como during the trip while also going 4-0 against teams from Italy and Lithuania.

2019 Italian Summer Tour Results

Date	Opponent	Result
Aug. 5	Stella Azzurra Academy	W, 87-56
Aug. 7	Silute BC (Lithuania)	W, 83-58
Aug. 8	Silute BC (Lithuania)	W, 73-70
Aug. 12	Italian Select	W, 84-62

NEBRASKA HEAD COACH FRED HOIBERG

AT NEBRASKA (2019-PRESENT)

• Hired as Nebraska's 28th men's basketball coach on March 30, 2019, a position his grandfather (Jerry Bush) held for nine seasons from 1954 to 1963.

CHICAGO BULLS (2015-18)

- Coached the Chicago Bulls for three-plus seasons, posting a 115-155 record.
- Became just the fifth coach in franchise history to post a winning record in his debut season.
- Took the Bulls to the 2017 NBA Playoffs where they won the first two games against the top-seeded Boston Celtics, as the Bulls were the first No. 8 seed to take a 2-0 lead against a No. 1 seed since 1993
- Was the fifth coach in NBA history to have each of his first two career playoff victories come on the road.

IOWA STATE (2010-15)

- Served as head coach at his alma mater for five seasons, posting a 115-56 record, which is the top winning percentage in school history (.673).
- Led the Cyclones to four straight NCAA Tournament appearances - a program record - while his 115 wins were the most in a five-year stretch in school history.
- Guided Iowa State to back-to-back Big 12 Tournament titles in 2014 and 2015.
- Produced four All-Americans, 12 All-Big 12 honorees and 10 players who played in the NBA.
- Named Big 12 Coach of the Year in 2012, as the Cyclones went from three conference wins to 12 in one season.
- Won 28 games and reached the NCAA Sweet 16 in 2014.
- Led the Big 12 in scoring offense in two of his last four seasons and topped the conference in 3-pointers four times in five years.

MINNESOTA TIMBERWOLVES (2005-10)

- Served as Vice President of Basketball Operations in 2009-10, overseeing the day-to-day operations of basketball programs including college and pro scouting, salary cap management and NBA Draft preparations.
- Was the Assistant General Manager for three seasons, helping the Timberwolves orchestrate a draft-day trade for five-time all-star Kevin Love in 2008.

AS AN NBA PLAYER (1995-2005)

- Spent 10 years in the NBA with the Indiana Pacers (four seasons), Chicago Bulls (four seasons) and Minnesota Timberwolves (two seasons) after being selected in the second round of the 1995 NBA Draft.
- Was a member of three NBA Playoff Teams, including a Timberwolves team that reached the 2004 Western Conference Finals.
- Shot 40 percent from 3-point range during his career and led the NBA in 3-point shooting in his final season (48.3, 2004-05).
- Ended his NBA career abruptly at the age of 33 after undergoing open-heart surgery to repair an aneurysm in his aortic root.

IOWA STATE PLAYING CAREER (1991-95)

- Started all four seasons at Iowa State, averaging 15.8 points, 6.9 rebounds, 2.8 assists and 1.6 steals per game in his collegiate career.
- His No. 32 was retired by Iowa State in 1997 and Hoiberg is a member of the ISU Hall of Fame.
- Garnered third-team All-America honors as a senior in 1994-95, averaging 19.9 points per game to help the Cyclones win a then-school-record 23 games and was named Big Eight Co-Male Athlete of the Year in 1995.
- Two-time Academic All-American who was inducted into the CoSIDA Academic Hall of Fame in 2016.



FRED HOIBERG'S COLLEGIATE COACHING RECORD

Year	School	Overall Record	Pct.	Conf. Record	Pct	Conf. Finish	Postseason
2010-11	Iowa State	16-16	.500	3-13	.188	12th	None
2011-12	Iowa State	23-11	.676	12-6	.677	T-3rd	NCAA Third Round
2012-13	Iowa State	23-12	.657	11-7	.611	T-4th	NCAA Third Round
2013-14	Iowa State	28-8	.778	11-7	.611	T-3rd	NCAA Sweet 16
2014-15	Iowa State	25-9	.735	12-6	.677	T-2nd	NCAA Second Round
2019-20	Nebraska	5-7	.417	1-1	.500		
Totals		120-63	.656	50-40	.556	-	

2019-20 TELEVISION/RADIO ROSTER



0 | AKOL AROP
Fr. | F | 6-6 | 190



1 | KEVIN CROSS
Fr. | F | 6-8 | 240



3 | CAM MACK
So. | G | 6-2 | 175



4 | SHAMIEL STEVENSON
Jr. | G/F | 6-6 | 245



11 | DACHON BURKE JR.
Jr. | G | 6-4 | 180



13 | DERRICK WALKER
Jr. | F | 6-8 | 235



21 | JACE PIATKOWSKI
Jr. | G | 6-3 | 175



22 | HAANIF CHEATHAM
Sr. | G | 6-5 | 195



23 | JERVAY GREEN
Jr. | G | 6-3 | 210



24 | YVAN OUEDRAOGO
Fr. | F | 6-9 | 260



25 | MATEJ KAVAS
Sr. | G | 6-8 | 200



30 | CHARLIE EASLEY
Fr. | G | 6-2 | 190



34 | THORIR THORBJARNARSON
Jr. | G | 6-6 | 206



44 | BRET PORTER
Fr. | F | 6-6 | 215



45 | DALANO BANTON
So. | G | 6-8 | 195



FRED HOIBERG
Head Coach



MATT ABDELMASSIH
Assistant Coach



ARMON GATES
Assistant Coach



DOC SADLER
Assistant Coach



BOBBY LUTZ
Special Assistant to the
Head Coach



LUCA VIRGILIO
Director of Basketball
Operations



TIM WILSON
Strength Coach



MATT HOLT
Video Coordinator



BUZZY CARUTHERS
Director of Player
Development



R.J. PIETIG
Athletic Trainer



PAT NORRIS
Equipment Manager



SHERYL BURBACH
Assistant Director of
Basketball Operations



JOHN HARRIS JR.
Graduate Manager



VINCE FRITZ
Graduate Manager

Nebraska Team

Ranked in the top 5 (AP Poll) Never Happened
 Ranked in the top 10 (AP Poll) March 1, 1966
 Ranked in the top 20 (AP Poll) Jan. 2, 1995
 Ranked in the top 25 (AP Poll) Dec. 31, 2018 (No. 24)
 Ranked in the top 25 (USA Today Coaches Poll) Dec. 31, 2018 (No. 23)

Played AP Poll No. 1 ranked team lost at No. 1 Indiana (47-76), 2/13/2013
 Defeated AP Poll No. 1 ranked team at No. 1 Missouri (67-51), 2/6/1982
 Played AP Poll No. 2 ranked team lost at No. 2 Michigan (47-62), 1/9/13
 Defeated AP Poll No. 2 ranked team vs. No. 2 Oklahoma State (85-69), 2/5/1992
 Played Team Ranked 1-5 by AP lost at No. 3 Michigan State (57-86), 12/3/2017
 Defeated Team Ranked 1-5 by AP vs. No. 3 Texas (70-67), 2/19/2011
 Played Team Ranked 6-10 by AP lost to No. 9 Michigan State (76-91), 3/5/2019
 Defeated Team Ranked 6-10 by AP vs. No. 9 Wisconsin (77-68), 3/9/2014
 Defeated Team Ranked 11-25 by AP vs. No. 21 Maryland (68-61), 3/14/2019
 Defeated Team Ranked 1-10 by AP on Road at No. 9 Michigan State (60-51), 2/16/2014
 Defeated Ranked Team by AP on Road vs. No. 25 Indiana (66-51), 1/14/2019

Scored 100 or more points 106; vs. Mississippi Valley State, 11/6/2018
 Scored 90 or more points 90; at Indiana, 12/13/2019
 Scored 80 or more points 90; at Indiana, 12/13/2019
 Scored less than 50 points 47; vs. UC Riverside, 11/5/2019
 Scored less than 40 points 38; at Oregon, 12/15/2012
 Shot 75% from the field750, vs. Nebraska-Omaha (42-56), 1/25/1988 \$
 Shot 70% from the field723; vs. UNC Wilmington (34-47), 12/5/1997
 Shot 60% from the field628; vs. Northwestern (27-43), 2/3/2015

Made 50 or more free throws Never Happened
 Made 40 or more free throws 43, vs. Texas (43-59), 1/3/1996 - \$
 Made 30 or more free throws 37; vs. UTSA (37-50), 12/20/2017
 Made 25 or more free throws 25; vs. Illinois (25-30), 12/2/2018
 Attempted 60 or more free throws 60, vs. Kansas State (36-60), 1/11/1954 - \$
 Attempted 50 or more free throws 50, vs. UTSA (37-50), 12/20/2017
 Attempted 40 or more free throws 50, vs. UTSA (37-50), 12/20/2017
 Attempted 30 or more free throws 37; Southern (19-37), 11/22/2019
 Shot 100% from the foul line (min 10 att.) 1.000; at Penn State (16-16), 1/19/2013
 Shot 95% from the foul line (min 10 att.) 1.000; at Penn State, (16-16), 1/19/2013
 Shot 90% from the foul line (min 10 att.)913; vs. Oklahoma State (21-23), 12/16/2018

Made 20 or more 3-pointers Never Happened
 Made 15 or more 3-pointers 15; vs. Mississippi Valley State (15-37), 11/6/2018
 Made 10 or more 3-pointers 11; Purdue (11-30), 12/15/2019
 Made 0 3-pointers 0; vs. Jacksonville State (0-5), 12/18/2012
 Held Opponent to 0 3-pointers 0; Southeastern Louisiana, 11/22/2015
 Attempted 40 or more 3-pointers Never Happened
 Attempted 30 or more 3-pointers 30; Purdue (11-30), 12/15/2019
 Attempted 20 or more 3-pointers 21; vs. North Dakota (9-21), 12/21/2019
 Shot 75% from 3-point range (min. 10 att.)750, vs. UT-Pan American (9-12), 12/2/2009 - \$
 Shot 60% from 3-point range (min. 10 att.)647; vs. USC (11-17), 12/3/2012
 Shot 50% from 3-point range (min. 10 att.)500; vs. Washington State (9-18), 11/25/2019
 Shot 50% from 3-point range (min. 20 att.)571; vs. Southern (12-21), 11/22/2019

Had 60 or more rebounds 60; vs. Oral Roberts, 12/22/1999
 Had 50 or more rebounds 50; at Illinois, 2/2/2019

Had 30 or more assists 35, vs. Northeastern Illinois, 12/21/1994
 Had 25 or more assists 28; vs. North Carolina A&T, 12/19/2005
 Had 20 or more assists 22; vs. Purdue, 12/22/2019
 Had 15 or more assists 19; at Indiana, 12/13/2019

Had 20 or more steals 23, vs. Texas Tech, 3/4/1999 - \$
 Had 15 or more steals 15, vs. Long Beach State, 11/26/2017
 Had 10 or more steals 12; vs. Rutgers, 3/13/2019

Had 15 or more blocked shots 15, vs. Coppin State, Dec. 6, 1996 - \$
 Had 10 or more blocked shots 14; at Northwestern, 1/2/2018

Had 30 or more turnovers 31, at Creighton, 12/11/2005
 Had 20 or more turnovers 22; vs. Wisconsin, 2/9/2017
 Had less than 5 turnovers 5; vs. Purdue, 2/23/2019

Nebraska Player...

Had 20 or more points: 25; Dachon Burke Jr. and 21; Haanif Cheatham at Indiana, 12/13/2019
 Had 25 or more points: 25; Dachon Burke Jr. at Indiana, 12/13/2019
 Had 30 or more points: 34; James Palmer Jr. vs. Rutgers, 3/13/2019
 Had 40 or more points: 41; Aleks Maric vs. Kansas State, 2/13/2007

Had No Player in Double Figures: vs. Ohio State, 1/21/2012
 Had Five Players with 10 or more points at Creighton, 12/7/2019
 Haanif Cheatham (14); Cam Mack (12); Thorir Thorbjarnarson (12); Matej Kavas (11), Jervay Green (10)
 Had Six Players with 10 or more points vs. Southeastern Louisiana, 11/11/2018
 James Palmer Jr (17); Glynn Watson Jr. (16); Isaac Copeland (11);
 Isaiah Roby (10); Thomas Allen (10); Brady Heiman (10)

Two Huskers with 20 or more points, same game: at Indiana, 12/13/2019
 Haanif Cheatham (21) and Dachon Burke (25)

Three Huskers with 20 or more points, same game: Iowa, 3/10/2019
 James Palmer Jr. (30), Glynn Watson Jr. (23), Isaiah Roby (23)

Two Huskers with 30 or more points, same game: vs. Oregon, 11/25/1995
 Tyronn Lue (30) & Jaron Boone (30) - only time in school history

Had 10 or more rebounds: 10; Cam Mack vs. Purdue, 12/15/2019

Had 15 or more rebounds: 16; Isaiah Roby vs. Northwestern, 2/16/2019

Had 20 or more rebounds: 21, Kimani Ffriend vs. Oral Roberts, 12/22/1999

Had 25 or more rebounds: 26, Bill Johnson vs. Iowa State, 1/4/1954 - \$

Two Huskers with 10 or more rebounds, same game: vs. Stetson, 12/29/2017
 (Tanner Borchardt, 10; Jordy Tshimanga, 10)

Three Huskers with 10 or more rebounds, same game: vs. Texas Tech, 1/19/2000
 (Steffon Bradford 16; Kimani Ffriend 12; Louis Truscott 11)

Had 5 or more 3-pointers: 5; Glynn Watson Jr. vs. Maryland (5-14), 3/15/2019

Had 6 or more 3-pointers: 7; Glynn Watson Jr. vs. Iowa (7-12), 3/10/2019

Had 7 or more 3-pointers: 7; Glynn Watson Jr. vs. Iowa (7-12), 3/10/2019

Had 8 or more 3-pointers: 8; Cary Cochran, vs. Baylor (8-13), 2/27/2002 - \$

Had 5 or more assists: 7; Cam Mack vs. North Dakota, 12/21/2019

Had 10 or more assists: 12; Cam Mack vs. Purdue, 12/15/2019

Had 15 or more assists: 15; Charles Richardson vs. Rutgers, 12/2/2006

Had 18 or more assists: 18; Brian Carr, at Evansville, 1/3/1985 - \$

Had 5 or more blocked shots: 5; Isaiah Roby vs. Northwestern, 2/16/2019

Had 6 or more blocked shots: 6; Isaiah Roby vs. Eastern Illinois, 11/11/2017

Had 7 or more blocked shots: 7; John Turek vs. Colorado, 3/2/2005

Had 9 or more blocked shots: 9; Mikki Moore vs. Coppin State, 12/6/1996 - \$

Had 10 or more blocked shots: Never Happened

Had 5 or more steals: 6; Dachon Burke vs. George Mason, 11/26/2019

Had 6 or more steals: 6; Glynn Watson Jr. vs. Long Beach State, 11/26/2017

Had 7 or more steals: 7; Brandon Richardson at Ohio State, 1/3/2012

Had 8 or more steals: 8, Cookie Belcher vs. Oklahoma St., 2/7/2001 - \$

Had 10 or more steals: Never Happened

Had Triple-Double (Points/Rebounds/Assists): Cam Mack vs. Purdue, 12/15/2019 (11/10/12)

Had Double-Double (Points/Assists): Cam Mack vs. Purdue, 12/15/2019 (11/12 + 10 reb)

Had Double-Double (Points/Rebounds): Cam Mack vs. Purdue, 12/15/2019 (11/10 + 12 asst)

Had Double-Double (Points/Steals): Never Happened

Had Double-Double (Points/Blocks): Never Happened

\$ - School Record - # - Tied School record
 As of 12/24/2019

2019-20 GAME-BY-GAME COMPARISON

Team	FG-FGA	Pct.	3FG-3FGA	Pct.	FT-FTA	Pct.	O-D	Reb.	PF	A	TO	B	S	Pts.	W/L
UC Riverside	23-55	.418	12-25	.480	8-9	.889	13-36	49	18	12	18	2	8	66	
Nebraska	16-55	.291	6-26	.231	9-19	.474	9-20	29	11	12	11	6	6	47	L
Southern Utah	31-76	.408	4-23	.174	13-21	.619	15-43	58	23	10	18	7	7	79	
Nebraska	27-73	.370	5-26	.192	19-23	.655	10-34	44	17	15	13	5	9	78	L (2OT)
South Dakota State	29-70	.414	3-21	.143	12-18	.667	14-30	44	20	7	13	4	5	73	
Nebraska	35-71	.493	7-26	.269	13-23	.565	13-32	45	19	16	11	3	5	90	W
Southern	34-83	.419	9-29	.310	9-10	.900	25-29	54	25	20	14	4	5	86	
Nebraska	31-54	.574	12-21	.571	19-37	.514	4-24	28	12	19	9	5	5	93	W (OT)
vs. Washington State	27-73	.370	6-27	.222	11-16	.688	15-29	44	23	9	13	3	6	71	
Nebraska	30-57	.526	9-18	.500	13-25	.520	7-34	41	16	11	15	2	5	82	W
vs. George Mason	32-65	.492	11-25	.440	10-14	.714	15-34	49	12	14	19	6	7	85	
Nebraska	24-61	.321	10-30	.333	8-13	.615	7-19	26	13	12	15	4	9	66	L
vs. South Florida	27-70	.366	8-27	.296	5-6	.833	17-22	39	15	12	8	3	4	67	
Nebraska	27-49	.551	6-14	.429	14-19	.737	3-26	29	10	10	9	1	2	74	W
at Georgia Tech	32-73	.438	5-23	.217	4-8	.500	12-35	47	17	19	16	8	9	73	
Nebraska	21-65	.323	6-26	.231	8-18	.444	12-31	43	14	14	18	2	7	56	L
at Creighton	35-66	.530	13-30	.433	12-15	.800	7-35	42	22	18	15	4	6	95	
Nebraska	27-65	.415	9-27	.333	13-24	.542	8-26	34	13	9	12	3	4	76	L
at Indiana	32-68	.471	5-25	.200	27-38	.711	19-35	54	14	14	15	6	5	96	
Nebraska	33-75	.440	12-32	.375	12-18	.667	11-20	31	23	19	9	0	5	90	L (OT)
Purdue	24-79	.304	6-35	.171	2-5	.400	19-30	49	15	12	9	7	5	56	
at Nebraska	26-61	.426	11-30	.367	7-9	.778	7-38	45	9	22	11	2	6	70	W
North Dakota	29-61	.475	11-31	.355	6-8	.750	10-24	34	16	11	13	1	2	75	
at Nebraska	28-59	.475	9-21	.429	9-16	.563	12-23	35	14	14	11	1	8	74	L

2019-20 SUPERLATIVES

2019-20 NEBRASKA TEAM GAME HIGHS

POINTS	93	SOUTHERN U. (11/22/19)
	90	at Indiana (12/13/19)
	90	SOUTH DAKOTA ST. (11/15/19)
FIELD GOALS MADE	35	SOUTH DAKOTA ST. (11/15/19)
	33	at Indiana (12/13/19)
FIELD GOAL ATTEMPTS	75	at Indiana (12/13/19)
FIELD GOAL PERCENTAGE	.574 (31-54)	SOUTHERN U. (11/22/19)
	.551 (27-49)	vs South Fla. (11/27/19)
3 PT FIELD GOALS MADE	12	at Indiana (12/13/19)
	12	SOUTHERN U. (11/22/19)
3 PT FG ATTEMPTS	32	at Indiana (12/13/19)
3 PT FG PERCENTAGE	.571 (12-21)	SOUTHERN U. (11/22/19)
	.500 (9-18)	vs Washington St. (11/25/19)
FREE THROWS MADE	19	SOUTHERN U. (11/22/19)
	19	SOUTHERN UTAH (11/09/19)
FREE THROW ATTEMPTS	37	SOUTHERN U. (11/22/19)
FREE THROW PERCENTAGE	.778 (7-9)	PURDUE (12/15/19)
	.737 (14-19)	vs South Fla. (11/27/19)
REBOUNDS	45	PURDUE (12/15/19)
	45	SOUTH DAKOTA ST. (11/15/19)
ASSISTS	22	PURDUE (12/15/19)
	19	at Indiana (12/13/19)
	19	SOUTHERN U. (11/22/19)
STEALS	9	vs George Mason (11/26/19)
	9	SOUTHERN UTAH (11/09/19)
BLOCKED SHOTS	6	UC RIVERSIDE (11/05/19)
	5	SOUTHERN U. (11/22/19)
	5	SOUTHERN UTAH (11/09/19)
TURNOVERS	18	at Georgia Tech (12/04/19)
FOULS	23	at Indiana (12/13/19)

2019-20 OPPONENT TEAM GAME HIGHS

POINTS	96	at Indiana (12/13/19)
	95	at Creighton (12-07-19)
FIELD GOALS MADE	35	at Creighton (12-07-19)
	34	SOUTHERN U. (11/22/19)
FIELD GOAL ATTEMPTS	83	SOUTHERN U. (11/22/19)
FIELD GOAL PERCENTAGE	.530 (35-66)	at Creighton (12-07-19)
	.492 (32-65)	vs George Mason (11/26/19)
3 PT FIELD GOALS MADE	13	at Creighton (12-07-19)
	12	UC RIVERSIDE (11/05/19)
3 PT FG ATTEMPTS	35	PURDUE (12/15/19)
3 PT FG PERCENTAGE	.480 (12-25)	UC RIVERSIDE (11/05/19)
	.440 (11-25)	vs George Mason (11/26/19)
FREE THROWS MADE	27	at Indiana (12/13/19)
	13	SOUTHERN UTAH (11/09/19)
FREE THROW ATTEMPTS	38	at Indiana (12/13/19)
FREE THROW PERCENTAGE	.900 (9-10)	SOUTHERN U. (11/22/19)
	.889 (8-9)	UC RIVERSIDE (11/05/19)
REBOUNDS	58	SOUTHERN UTAH (11/09/19)
	54	at Indiana (12/13/19)
	54	SOUTHERN U. (11/22/19)
ASSISTS	20	SOUTHERN U. (11/22/19)
	19	at Georgia Tech (12/04/19)
STEALS	9	at Georgia Tech (12/04/19)
	8	UC RIVERSIDE (11/05/19)
BLOCKED SHOTS	8	at Georgia Tech (12/04/19)
	7	PURDUE (12/15/19)
	7	SOUTHERN UTAH (11/09/19)
TURNOVERS	19	vs George Mason (11/26/19)
FOULS	25	SOUTHERN U. (11/22/19)

2019-20 NEBRASKA TEAM GAME LOWS

POINTS	47	UC RIVERSIDE (11/05/19)
	56	at Georgia Tech (12/04/19)
FIELD GOALS MADE	16	UC RIVERSIDE (11/05/19)
	21	at Georgia Tech (12/04/19)
FIELD GOAL ATTEMPTS	49	vs South Fla. (11/27/19)
FIELD GOAL PERCENTAGE	.291 (16-55)	UC RIVERSIDE (11/05/19)
	.323 (21-65)	at Georgia Tech (12/04/19)
3 PT FIELD GOALS MADE	5	SOUTHERN UTAH (11/09/19)
	6	UC RIVERSIDE (11/05/19)
	6	vs South Fla. (11/27/19)
	6	at Georgia Tech (12/04/19)
3 PT FG ATTEMPTS	14	vs South Fla. (11/27/19)
3 PT FG PERCENTAGE	.192 (5-26)	SOUTHERN UTAH (11/09/19)
	.231 (6-26)	UC RIVERSIDE (11/05/19)
	.231 (6-26)	at Georgia Tech (12/04/19)
FREE THROWS MADE	7	PURDUE (12/15/19)
FREE THROW ATTEMPTS	9	PURDUE (12/15/19)
FREE THROW PERCENTAGE	.444 (8-18)	at Georgia Tech (12/04/19)
	.474 (9-19)	UC RIVERSIDE (11/05/19)
REBOUNDS	26	vs George Mason (11/26/19)
	28	SOUTHERN U. (11/22/19)
ASSISTS	9	at Creighton (12-07-19)
	10	vs South Fla. (11/27/19)
STEALS	2	vs South Fla. (11/27/19)
	4	at Creighton (12-07-19)
BLOCKED SHOTS	0	at Indiana (12/13/19)
TURNOVERS	9	SOUTHERN U. (11/22/19)
	9	vs South Fla. (11/27/19)
	9	at Indiana (12/13/19)
FOULS	9	PURDUE (12/15/19)

2019-20 OPPONENT TEAM GAME LOWS

POINTS	56	PURDUE (12/15/19)
	66	UC RIVERSIDE (11/05/19)
FIELD GOALS MADE	23	UC RIVERSIDE (11/05/19)
	24	PURDUE (12/15/19)
FIELD GOAL ATTEMPTS	55	UC RIVERSIDE (11/05/19)
FIELD GOAL PERCENTAGE	.304 (24-79)	PURDUE (12/15/19)
	.370 (27-73)	vs Washington St. (11/25/19)
3 PT FIELD GOALS MADE	3	SOUTH DAKOTA ST. (11/15/19)
	4	SOUTHERN UTAH (11/09/19)
3 PT FG ATTEMPTS	21	SOUTH DAKOTA ST. (11/15/19)
3 PT FG PERCENTAGE	.143 (3-21)	SOUTH DAKOTA ST. (11/15/19)
	.171 (6-35)	PURDUE (12/15/19)
FREE THROWS MADE	2	PURDUE (12/15/19)
	4	at Georgia Tech (12/04/19)
FREE THROW ATTEMPTS	5	PURDUE (12/15/19)
FREE THROW PERCENTAGE	.400 (2-5)	PURDUE (12/15/19)
	.500 (4-8)	at Georgia Tech (12/04/19)
REBOUNDS	34	NORTH DAKOTA (12/21/19)
	39	vs South Fla. (11/27/19)
ASSISTS	7	SOUTH DAKOTA ST. (11/15/19)
	9	vs Washington St. (11/25/19)
STEALS	2	NORTH DAKOTA (12/21/19)
	4	vs South Fla. (11/27/19)
BLOCKED SHOTS	1	NORTH DAKOTA (12/21/19)
	2	UC RIVERSIDE (11/05/19)
TURNOVERS	9	vs South Fla. (11/27/19)
	9	PURDUE (12/15/19)
FOULS	12	vs George Mason (11/26/19)

2019-20 SUPERLATIVES

NEBRASKA WIN/LOSS MARGIN

	1	2	3	4	5	6	7	8	9	10	11	12	13	14	15	16	17	18	19	20	+20
Husker Wins	0	0	0	0	0	0	2	0	0	0	1	0	0	1	0	0	1	0	0	0	0
Husker Losses	2	0	0	0	0	1	0	0	0	0	0	0	0	0	0	0	1	0	3	0	0

2019-20 NEBRASKA INDIVIDUAL GAME HIGHS

Points	26	Haanif Cheatham vs South Fla. (11/27/19)
	25	Dachon Burke at Indiana (12/13/19)
	24	Cam Mack vs South Dakota St. (11/15/19)
Field Goals Made	9	Dachon Burke at Indiana (12/13/19)
Field Goal Att.	18	Jervay Green vs Southern Utah (11/09/19)
	16	Dachon Burke at Indiana (12/13/19)
FG Pct (min 5 made)	.800 (8-10)	Haanif Cheatham vs Washington St. (11/25/19)
	.778 (7-9)	Cam Mack vs North Dakota (12/21/19)
3-Point FG Made	4	Matej Kavas vs North Dakota (12/21/19)
	4	Dachon Burke vs Purdue (12/15/19)
	4	Dachon Burke at Indiana (12/13/19)
	4	Thor Thorbjarnarson at Creighton (12-07-19)
	4	Jervay Green vs Southern U. (11/22/19)
3-Point FG Att.	10	Jervay Green at Georgia Tech (12/04/19)
	8	Dachon Burke at Indiana (12/13/19)
	8	Cam Mack at Indiana (12/13/19)
	8	Jervay Green vs Southern Utah (11/09/19)
3-Pt FG Pct (min 2 made)	1.000 (2-2)	Thor Thorbjarnarson vs Southern U. (11/22/19)
	.800 (4-5)	Matej Kavas vs North Dakota (12/21/19)
	.800 (4-5)	Thor Thorbjarnarson at Creighton (12-07-19)
Free Throws Made	9	Haanif Cheatham vs South Fla. (11/27/19)
	6	Cam Mack vs Washington St. (11/25/19)
	6	Dachon Burke vs South Dakota St. (11/15/19)
Free Throw Att.	11	Haanif Cheatham vs South Fla. (11/27/19)
	11	Cam Mack vs Washington St. (11/25/19)
FT Pct (min 3 made)	1.000 (4-4)	Dachon Burke vs Southern Utah (11/09/19)
	.833 (5-6)	Thor Thorbjarnarson vs Purdue (12/15/19)
	.833 (5-6)	Haanif Cheatham at Indiana (12/13/19)
	.833 (5-6)	Matej Kavas vs George Mason (11/26/19)
Rebounds	12	Yvan Ouedraogo vs South Dakota St. (11/15/19)
	11	Haanif Cheatham at Georgia Tech (12/04/19)
Assists	12	Cam Mack vs Purdue (12/15/19)
	11	Cam Mack vs Southern Utah (11/09/19)
Steals	5	Dachon Burke vs George Mason (11/26/19)
	3	Dachon Burke vs North Dakota (12/21/19)
	3	Cam Mack vs Washington St. (11/25/19)
	3	Cam Mack vs South Dakota St. (11/15/19)
	3	Jervay Green vs Southern Utah (11/09/19)
Blocked Shots	3	Jervay Green vs UC Riverside (11/05/19)
	2	Yvan Ouedraogo vs George Mason (11/26/19)
	2	Kevin Cross vs Washington St. (11/25/19)
	2	Dachon Burke vs Southern U. (11/22/19)
	2	Kevin Cross vs South Dakota St. (11/15/19)
Turnovers	5	Cam Mack vs North Dakota (12/21/19)
	5	Cam Mack vs Washington St. (11/25/19)
	5	Yvan Ouedraogo vs South Dakota St. (11/15/19)
Minutes	46	Jervay Green vs Southern Utah (11/09/19)
	45	Cam Mack at Indiana (12/13/19)

2019-20 OPPONENT INDIVIDUAL GAME HIGHS

Points	31	Micah Bradford vs Southern U. (11/22/19)
	30	Marcus Zegarowski at Creighton (12-07-19)
	27	CJ Elleby vs Washington St. (11/25/19)
Field Goals Made	13	Marcus Zegarowski at Creighton (12-07-19)
	11	Micah Bradford vs Southern U. (11/22/19)
Field Goal Att.	21	CJ Elleby vs Washington St. (11/25/19)
	20	Micah Bradford vs Southern U. (11/22/19)
FG Pct (min 5 made)	.750 (9-12)	Trayce Jackson-Davis at Indiana (12/13/19)
	.692 (9-13)	Trevion Williams vs Purdue (12/15/19)
3-Point FG Made	6	Micah Bradford vs Southern U. (11/22/19)
	5	Jamal Hartwell II vs George Mason (11/26/19)
3-Point FG Att.	11	Micah Bradford vs Southern U. (11/22/19)
	10	Jamal Hartwell II vs George Mason (11/26/19)
3-Pt FG Pct (min 2 made)	.667 (4-6)	DJ McDonald vs UC Riverside (11/05/19)
	.667 (2-3)	Damien Jefferson at Creighton (12-07-19)
	.667 (2-3)	Rashun Williams vs South Fla. (11/27/19)
Free Throws Made	7	Trayce Jackson-Davis at Indiana (12/13/19)
	7	CJ Elleby vs Washington St. (11/25/19)
	7	Dwayne Morgan vs Southern Utah (11/09/19)
Free Throw Att.	11	Trayce Jackson-Davis at Indiana (12/13/19)
	10	Justin Smith at Indiana (12/13/19)
FT Pct (min 3 made)	1.000 (7-7)	CJ Elleby vs Washington St. (11/25/19)
	1.000 (6-6)	Ty-Shon Alexander at Creighton (12-07-19)
	1.000 (4-4)	Aljami Durham at Indiana (12/13/19)
	1.000 (4-4)	Jordan Miller vs George Mason (11/26/19)
	1.000 (3-3)	Marlon Stewart vs North Dakota (12/21/19)
	1.000 (3-3)	Jalen Windham, Jalen at Creighton (12-07-19)
	1.000 (3-3)	Micah Bradford vs Southern U. (11/22/19)
	1.000 (3-3)	Ahsante Shivers vs Southern U. (11/22/19)
	1.000 (3-3)	Tray Buchanan vs South Dakota St. (11/15/19)
	1.000 (3-3)	DJ McDonald vs UC Riverside (11/05/19)
Rebounds	18	George Willborn III vs UC Riverside (11/05/19)
	16	Trevion Williams vs Purdue (12/15/19)
Assists	7	Michael Devoe at Georgia Tech (12/04/19)
	6	Marcus Zegarowski at Creighton (12-07-19)
	6	Jamal Hartwell II vs George Mason (11/26/19)
Steals	4	Javon Greene vs George Mason (11/26/19)
	4	Jakolby Long vs Southern Utah (11/09/19)
Blocked Shots	5	AJ Wilson vs George Mason (11/26/19)
	4	Matt Haarms vs Purdue (12/15/19)
Turnovers	6	Michael Devoe at Georgia Tech (12/04/19)
	6	George Willborn III vs UC Riverside (11/05/19)
Fouls	5	Aljami Durham at Indiana (12/13/19)
	5	Christian Bishop at Creighton (12-07-19)
	5	Jayden Saddler vs Southern U. (11/22/19)
	5	Micah Bradford vs Southern U. (11/22/19)

2019-20 RECORD BY STARTING LINEUP

No.	Starting Lineup	Record
1.	Burke, Cheatham, Green, Mack, Ouedraogo	3-4
2.	Burke, Cheatham, Green, Kavas, Ouedraogo	1-0
3.	Burke, Cheatham, Green, Ouedraogo, Thorbjarnarson	0-1
3.	Burke, Cheatham, Mack, Ouedraogo, Thorbjarnarson	1-2

RECAPS

(-----Nebraska Individual Leaders-----)

Date	Opponent	Result	Record (B1G)	Attend.	Points	Rebounds	Assists	Steals
11/5	UC Riverside	L, 47-66	0-1 (0-0)	15,745	(11) Mack	(9) Mack	(3) Mack, Cheatham	(2) Green, Ouedraogo
11/9	Southern Utah	L, 78-79 (2OT)	0-2 (0-0)	15,828	(19) Cross	(8) Green	(11) Mack	(3) Green
11/15	South Dakota State	W, 90-73	1-2 (0-0)	15,946	(24) Mack	(12) Ouedraogo	(5) Green	(3) Mack
11/22	Southern	W, 93-86 (OT)	2-2 (0-0)	15,931	(22) Green	(7) Cheatham	(8) Mack	(2) Green
11/25	vs. Washington State	W, 82-71	3-2 (0-0)	660	(19) Cheatham	(8) Mack, Green, Cross	(6) Mack	(3) Mack
11/26	vs. George Mason	L, 66-85	3-3 (0-0)	1,066	(14) Burke	(5) Ouedraogo, Cross	(5) Green	(5) Burke
11/27	vs. South Florida	W, 74-67	4-3 (0-0)	512	(26) Cheatham	(5) Ouedraogo	(7) Mack	(2) Mack
12/4	at Georgia Tech	L, 56-73	4-4 (0-0)	5,133	(14) Cheatham	(11) Cheatham	(6) Mack	(2) Cheatham, Thorbjarnarson
12/7	at Creighton	L, 76-95	4-5 (0-0)	18,068	(14) Cheatham	(7) Burke	(3) Mack	(2) Burke
12/13	at Indiana	L, 90-96 (OT)	4-6 (0-1)	17,222	(25) Burke	(10) Ouedraogo	(10) Mack	(2) Burke, Mack
12/15	Purdue	W, 70-54	5-6 (1-1)	15,654	(18) Burke	(10) Mack	(12) Mack	(2) Burke, Cheatham
12/21	North Dakota	L, 74-75	5-7 (1-1)	15,010	(19) Mack	(9) Ouedraogo	(7) Mack	(3) Burke

THE LAST TIME...

Nebraska...	A Nebraska Opponent...
Scored 100 or more points.....106; vs. Mississippi Valley State, 11/6/18	101; TCU, 3/15/99
Scored 90 or more points.....90; at Indiana, 12/13/19	96; at Indiana, 12/13/19
Scored 41 to 50 points.....47; UC Riverside, 11/5/19	50; Northwestern, 2/16/19
Scored 40 or fewer points.....38; at Oregon, 12/15/12	38; Southwest Minnesota State, 12/28/18
Shot 70% from the field......723; vs. UNC Wilmington 12/5/97 (34-47)	.723; Kansas, 2/2/85 (34-47)
Shot 60% from the field......628; vs. Northwestern, 2/3/15 (27-43)	.630; Michigan, 3/5/17 (34-54)
Shot 90% from the free throw line (Min 10 attempts)......909; vs. Southwest Minnesota State, 12/28/18 (10-11)	.917; vs. Wisconsin (BTT), 3/15/19 (11-12)
Made 10, 3-Point Field Goals.....12; at Indiana, 12/13/19 (12-32)	11; North Dakota, 12/21/19 (11-31)
Had 60 rebounds.....60; vs. Oral Roberts, 12/22/99	62; Colorado, 2/15/75
Had 50 rebounds.....50; at Illinois, 2/2/19	54; at Indiana, 12/13/19
Had 30 assists.....35; vs. Northeastern Illinois, 12/21/94	30; Iowa State, 2/3/93
Had 15 steals.....15; vs. Arkansas State, 12/14/13	15; Florida State, 12/31/05
Had 10 blocked shots.....14; at Northwestern, 1/2/18	11; at Michigan State, 12/3/17
Had 10 or fewer turnovers.....9; at Indiana, 12/13/19	9; Purdue, 12/15/19
Had 20 or more turnovers.....22; vs. Wisconsin, 2/9/17	22; vs. Rutgers (BTT), 3/13/19
Had three players with 20 points.....vs. Iowa, 3/10/19	Michigan, 1/14/17
.....(Palmer Jr. 27; Watson Jr. 23; Roby 23)	(Wagner 23, Irvin 21, Walton 20)
Had three players with 10 rebounds.....vs. Texas Tech, 1/19/00	at Kansas, 1/9/02
.....(Bradford 16, Ffriend 12, Truscott 11)	(Collision 13, Gooden 12, Simien 10)
Had five players reach double-figure points.....at Creighton, 12/7/19	Iowa, 1/6/19
.....(Cheatham 14, Thorbjarnarson 12; Mack 12; Kavas 11; Green 10)	(Kriener 14; Cook 16; Bohannon 25; Moss 12; Wieskamp 10)
Had a player score 40 points.....41; Aleks Maric, vs. Kansas State, 2/13/07	41; Jarrilus Jackson, Texas Tech, 2/18/06
Had a player score 30 points.....30; James Palmer Jr. vs. Rutgers (BTT), 3/13/19	30; Marcus Zegarowski, Creighton, 12/7/19
Had a player grab 15 rebounds.....16; Isaiah Roby vs. Northwestern, 2/16/19	15; Trayce Jackson Davis, Indiana, 12/13/19
Had a player dish out 10 assists.....12; Cam Mack vs. Purdue, 12/15/19	10; Zavier Simpson, Michigan, 2/28/19
Had a player collect five steals.....5; Dachon Burke vs. George Mason, 11/26/18	7; Josh Reeves, Penn State, 2/25/18
Had a player block five shots.....5; Isaiah Roby vs. Maryland, 2/6/18	5; AJ Wilson, George Mason, 11/26/19
Had a player with a triple double.....11 pt/10 reb/12 asst.; Cam Mack v. Purdue, 12/15/19	

MISC REVIEW

Nebraska Record When:	All (W)	All(L)	H(W)	H(L)	A (W)	A (L)						
Ahead at Halftime	3	1	3	1	0	0	Rebounds are Even	0	0	0	0	0
Behind at Halftime	2	6	0	2	2	4	Committing More TOs than Opp	2	1	1	0	1
Tied at Halftime	0	0	0	0	0	0	Committing Fewer TOs than Opp	2	6	2	3	0
Bench Outscores Opponent's	2	4	1	1	1	3	Turnovers are Even	1	0	0	0	1
Opponent Bench Outscores NU	3	3	2	2	1	1	Leading with 5:00 left	5	1	3	1	2
Bench scoring is even	0	0	0	0	0	0	Trailing with 5:00 left	0	6	0	2	0
Shooting 50% or Better	3	0	1	0	2	0	Tied with 5:00 left	0	0	0	0	0
Shooting Under 50%	2	7	2	3	0	4	In Overtime	1	2	1	1	0
Opp. Shoots 50% or Better	0	1	0	0	0	1	Scoring 80 or more points	3	1	2	0	1
Opp. Shoots Under 50%	5	6	3	3	2	3	Scoring 61 to 79 points	2	4	1	2	1
Outshooting Opponent (pct.)	4	0	3	0	1	0	Scoring 60 or fewer points	0	2	0	1	0
Outshot by Opponent (pct.)	1	6	0	2	1	4	Allowing 80 or more points	1	3	1	0	0
Shooting is even	0	1	0	1	0	0	Allowing 61 to 79 points	3	4	1	3	2
Outrebounding Opponent	1	1	1	1	0	0	Allowing 60 or fewer points	1	0	1	0	0
Outrebounded by Opponent	4	6	2	2	2	4						

MISC REVIEW

Biggest margin of victory	17, South Dakota State (11/15)	Biggest halftime lead surrendered in loss	11, Southern Utah (11/9)
Biggest margin of defeat	19, UC Riverside (11/5); vs. George Mason (11/26); at Creighton (12/7)	Largest lead at any time	31, South Dakota State (11/15)
Largest deficit overcome in win.....	8, Southern (11/22)	Largest deficit at any time	32, at Creighton (12/7)
Largest halftime deficit overcome in win	N/A	Largest runs without opponent scoring	13, South Dakota State (8:10-4:22, 1st)
Largest lead surrendered in loss.....	14, Southern Utah (11/9)	Largest opponent run without NU scoring.....	13, Southern (3:40-1:14, 1st)

SPECIALITY STATS

Opponent	NU-Opp Paint	NU-Opp off TO	NU-Opp 2nd Ch.	NU-Opp Bench	Largest Lead	Largest Deficit	Tip	1st Sub(s)
UC Riverside	18-22	14-3	0-11	14-18	9, (13:12, 1st)	20 (1:19, 2nd)	Won	Cross, Kavas
Southern Utah	42-48	12-13	3-9	28-29	15 (4:10, 1st)	4 (0:05, 2nd)	Lost	Cross
South Dakota State	50-48	16-7	11-13	20-24	31 (4:50, 1st)	-	Won	Cross
Southern	38-38	18-11	3-16	30-23	13 (5:07, 1st)	8 (14:06, 2nd)	Lost	Cross, Kavas
vs. Washington State	40-42	19-17	4-20	19-14	16 (7:22, 2nd)	6 (6:44, 1st)	Won	Cross
vs. George Mason	24-34	15-11	9-17	26-15	2 (10:44, 1st)	21 (2nd, 1:23)	Lost	Cross
vs. South Florida	32-34	12-10	2-15	12-19	8 (8:14, 1st)	8 (2nd, 6:42)	Lost	Cross
at Georgia Tech	30-48	10-18	5-7	13-10	4 (12:32, 1st)	20 (2nd, 0:16)	Lost	Cross
at Creighton	34-38	11-11	10-7	29-12	-	32 (2nd, 18:36)	Won	Mack, Cross
at Indiana	42-52	21-10	10-26	3-28	4 (7:04, 1st)	9 (1st, 16:57)	Lost	Cross
Purdue	26-32	13-12	9-12	13-17	16 (0:24, 2nd)	3 (1st, 6:19)	Lost	Cross, Kavas
North Dakota	36-30	15-16	6-11	24-8	4 (18:33, 1st)	8 (2nd, 10:37)	Won	Cross, Green

NEBRASKA SEASON/CAREER BESTS

#0 AKOL AROP

Points
Season: 2 at Creighton (12/7)
Career: Same

Rebounds
Season: 4 at Creighton (12/7)
Career: Same

Field Goals
Season: None
Career: Same

Field Goal Attempts
Season: 1 vs. UC Riverside (11/5); at Creighton (12/7)
Career: Same

3-Point Field Goals
Season: None
Career: Same

3-Point Field Goal Attempts
Season: 1 vs. UC Riverside (11/5)
Career: Same

Free Throws
Season: 2 at Creighton (12/7)
Career: Same

Free Throw Attempts
Season: 2 at Creighton (12/7)
Career: Same

Assists
Season: None
Career: Same

Steals
Season: None
Career: Same

Blocks
Season: 1 at Creighton (12/7)
Career: Same

Minutes Played
Season: 3 at Creighton (12/7)
Career: Same

#1 KEVIN CROSS

Points
Season: 19 vs. Southern Utah (11/9)
Career: Same

Rebounds
Season: 8 vs. Washington State (11/25)
Career: Same

Field Goals
Season: 8 vs. Southern Utah (11/9)
Career: Same

Field Goal Attempts
Season: 15 vs. Southern Utah (11/9)
Career: Same

3-Point Field Goals
Season: 2 vs. Washington State (11/25)
Career: Same

3-Point Field Goal Attempts
Season: 6 vs. UC Riverside (11/5)
Career: Same

Free Throws
Season: 2 vs. Southern Utah (11/9)
Career: Same

Free Throw Attempts
Season: 2 vs. UC Riverside (11/5); vs. Southern Utah (11/9)
Career: Same

Assists
Season: 3 vs. Purdue (12/15)
Career: Same

Steals
Season: 1 vs. Purdue (12/15)
Career: Same

Blocks
Season: 2 vs. SDSU (11/15); vs. Washington State (11/25)
Career: Same

Minutes Played
Season: 36 vs. Southern Utah (11/9)
Career: Same

#3 CAM MACK

Points
Season: 24 vs. SDSU (11/15)
Career: Same

Rebounds
Season: 10 vs. Purdue (12/15)
Career: Same

Field Goals
Season: 8 vs. SDSU (11/15)
Career: Same

Field Goal Attempts
Season: 14 three times, last at Indiana (12/13)
Career: Same

3-Point Field Goals
Season: 3 four times, last vs. North Dakota (12/21)
Career: Same

3-Point Field Goal Attempts
Season: 8 at Indiana (12/13)
Career: Same

Free Throws
Season: 6 vs. Washington State (11/25)
Career: Same

Free Throw Attempts
Season: 11 vs. Washington State (11/25)
Career: Same

Assists
Season: 12 vs. Purdue (12/15)
Career: Same

Steals
Season: 3 vs. SDSU (11/15); vs. Washington State (11/25)
Career: Same

Blocks
Season: 1 three times, last vs. Purdue (12/15)
Career: Same

Minutes Played
Season: 45 at Indiana (12/13)
Career: Same

#11 DACHON BURKE JR.

Points
Season: 25 at Indiana (12/13)
Career: Same

Rebounds
Season: 7 vs. SDSU (11/15); vs. Purdue (12/15)
Career: Same

Field Goals
Season: 9 at Indiana (12/13)
Career: Same

Field Goal Attempts
Season: 13 four times, last vs. Purdue (12/15)
Career: Same

3-Point Field Goals
Season: 4 at Indiana (12/13); vs. Purdue (12/15)
Career: Same

3-Point Field Goal Attempts
Season: 8 at Indiana (12/13)
Career: Same

Free Throws
Season: 6 vs. SDSU (11/15)
Career: Same

Free Throw Attempts
Season: 9 vs. SDSU (11/15)
Career: Same

Assists
Season: 2 five times, last vs. Purdue (12/15)
Career: Same

Steals
Season: 5 vs. George Mason (11/26)
Career: Same

Blocks
Season: 2 vs. Southern (11/22)
Career: Same

Minutes Played
Season: 40 at Indiana (12/13)
Career: Same

#22 HAANIF CHEATHAM

Points
Season: 26 vs. South Florida (11/27/19)
Career: Same

Rebounds
Season: 11 at Georgia Tech (12/4)
Career: Same

Field Goals
Season: 9 vs. South Florida (11/27/19)
Career: Same

Field Goal Attempts
Season: 15 at Indiana (12/13)
Career: Same

3-Point Field Goals
Season: 2 three times, last at Indiana (12/13)
Career: Same

3-Point Field Goal Attempts
Season: 6 at Indiana (12/13)
Career: Same

Free Throws
Season: 9 vs. South Florida (11/27/19)
Career: Same

Free Throw Attempts
Season: 11 vs. South Florida (11/27/19)
Career: Same

Assists
Season: 4 vs. Purdue (12/15)
Career: Same

Steals
Season: 2 three times, last vs. Purdue (12/15)
Career: Same

Blocks
Season: 1 vs. Southern Utah (11/9); vs. SDSU (11/15)
Career: Same

Minutes Played
Season: 41 at Indiana (12/13)
Career: Same

#23 JERVAY GREEN

Points
Season: 22 vs. Southern (11/22)
Career: Same

Rebounds
Season: 8 vs. So. Utah (11/9); vs. Washington State (11/25)
Career: Same

Field Goals
Season: 7 vs. Southern (11/22)
Career: Same

Field Goal Attempts
Season: 18 vs. Southern Utah (11/9)
Career: Same

3-Point Field Goals
Season: 4 vs. Southern (11/22)
Career: Same

3-Point Field Goal Attempts
Season: 10 at Georgia Tech (12/4)
Career: Same

Free Throws
Season: 4 vs. Southern Utah (11/9); vs. Southern (11/22)
Career: Same

Free Throw Attempts
Season: 7 vs. Southern (11/22)
Career: Same

Assists
Season: 6 vs. Southern (11/22)
Career: Same

Steals
Season: 3 vs. Southern Utah (11/9)
Career: Same

Blocks
Season: 3 vs. UC Riverside (11/5)
Career: Same

Minutes Played
Season: 46 vs. Southern Utah (11/9)
Career: Same

#24 YVAN QUEDRAOGO

Points
Season: 11 vs. Southern (11/22)
Career: Same

Rebounds
Season: 12 vs. SDSU (11/15)
Career: Same

Field Goals
Season: 4 vs. UC Riverside (11/5); at Indiana (12/13)
Career: Same

Field Goal Attempts
Season: 11 at Indiana (12/13)
Career: Same

3-Point Field Goals
Season: None
Career: Same

3-Point Field Goal Attempts
Season: None
Career: Same

Free Throws
Season: 5 vs. Southern (11/22)
Career: Same

Free Throw Attempts
Season: 7 vs. Southern (11/22)
Career: Same

Assists
Season: 2 vs. SDSU (11/15)
Career: Same

Steals
Season: 2 vs. UC Riverside (11/5); vs. George Mason (11/26)
Career: Same

Blocks
Season: 2 vs. George Mason (11/26)
Career: Same

Minutes Played
Season: 32 at Indiana (12/13)
Career: Same

#25 MATEJ KAVAS

Points
Season: 12 vs. North Dakota (12/21)
Career: Same

Rebounds
Season: 3 vs. SDSU (11/15); vs. Purdue (12/15)
Career: Same

Field Goals
Season: 4 at Creighton (12/7); 12 vs. North Dakota (12/21)
Career: Same

Field Goal Attempts
Season: 8 at Creighton (12/7); vs. Purdue (12/15)
Career: Same

3-Point Field Goals
Season: 4 12 vs. North Dakota (12/21)
Career: Same

3-Point Field Goal Attempts
Season: 7 at Creighton (12/7)
Career: Same

Free Throws
Season: 5 vs. George Mason (11/26)
Career: Same

Free Throw Attempts
Season: 6 vs. George Mason (11/26)
Career: Same

Assists
Season: 1 five times, last vs. Purdue (12/15)
Career: Same

Steals
Season: 1 vs. Southern (11/22); 12 vs. North Dakota (12/21)
Career: Same

Blocks
Season: 1 vs. Southern (11/22)
Career: Same

Minutes Played
Season: 25 vs. UC Riverside (11/5)
Career: Same

NEBRASKA SEASON/CAREER BESTS

#30 CHARLIE EASLEY

Points

Season: 4 at Creighton (12/7)

Career: Same

Rebounds

Season: 1 vs. UC Riverside (11/5); vs. Purdue (12/15)

Career: Same

Field Goals

Season: 2 at Creighton (12/7)

Career: Same

Field Goal Attempts

Season: 2 at Creighton (12/7)

Career: Same

3-Point Field Goals

Season: None

Career: Same

3-Point Field Goal Attempts

Season: None

Career: Same

Free Throws

Season: 2 vs. Purdue (12/15)

Career: Same

Free Throw Attempts

Season: 2 vs. SDSU (11/15); vs. Purdue (12/15)

Career: Same

Assists

Season: 1 at Creighton (12/7)

Career: Same

Steals

Season: None

Career: Same

Blocks

Season: None

Career: Same

Minutes Played

Season: 10 vs. Purdue (12/15)

Career: Same

#34 THORIR THORBJARNARSON

Points

Season: 17 at Indiana (12/13)

Career: same

Rebounds

Season: 7 at Georgia Tech (12/4)

Career: 10 vs. Wisconsin (1/29/18)

Field Goals

Season: 7 at Indiana (12/13)

Career: same

Field Goal Attempts

Season: 12 at Indiana (12/13)

Career: same

3-Point Field Goals

Season: 4 at Creighton (12/7)

Career: same

3-Point Field Goal Attempts

Season: 6 vs. Purdue (12/15)

Career: same

Free Throws

Season: 5 vs. Purdue (12/15)

Career: same

Free Throw Attempts

Season: 6 vs. Purdue (12/15)

Career: same

Assists

Season: 2 vs. North Dakota (12/21)

Career: 4 vs. Butler (3/20/19)

Steals

Season: 2 at Georgia Tech (12/4)

Career: 5 vs. Maryland (3/14/19)

Blocks

Season: 1 vs. Southern (11/22)

Career: 2 vs. Iowa (3/10/19)

Minutes Played

Season: 41 at Indiana (12/13)

Career: same



#0 AKOL AROP | 6-6 | 195 | Fr. | F | Omaha, Neb.

CAREER STATS

Year	Total												Rebounds												
	GP	GS	Min	Avg	FG	FGA	Pct	3FG	3FGA	Pct	FT	FTA	Pct	Off	Def	Tot	Avg	PF	FO	Ast	TO	Blk	Stl	Pts	Avg
2019-20	5	0	6	1.2	0	2	.000	0	1	.000	2	2	1.000	0	6	6	1.2	0	0	0	1	1	0	2	0.4
TOTAL	5	0	6	1.2	0	2	.000	0	1	.000	2	2	1.000	0	6	6	1.2	0	0	0	1	1	0	2	0.4

2019-20 GAME BY GAME

Opponent	Date	GS	Min	TOTAL			3-PTS			REBOUNDS			PF	FO	A	TO	Blk	Stl	Pts	Avg				
				FG	FGA	Pct	3FG	3FGA	Pct	FT	FTA	Pct									Off	Def	Tot	Avg
UC Riverside	11/5/19	1	0	1	.000	0	1	.000	0	0	.000	0	1	1	1.0	0	0	0	0	0	0.0			
Southern Utah	11/9/19	DNP																						
South Dakota St.	11/15/19	1	0	0	.000	0	0	.000	0	0	.000	0	1	1	1.0	0	0	0	0	0	0.0			
Southern	11/22/19	DNP																						
vs. Washington State	11/25/19	DNP																						
vs. George Mason	11/26/19	DNP																						
vs. South Florida	11/27/19	DNP																						
at Georgia Tech	12/04/19	1	0	0	.000	0	0	.000	0	0	.000	0	0	0	0.7	0	0	0	0	0	0	0	0.0	
at Creighton	12/7/19	3	0	1	.000	0	0	.000	2	2	1.000	0	4	4	1.5	0	0	0	1	1	0	2	0.5	
at Indiana	12/13/19	0+	0	0	.000	0	0	.000	0	0	.000	0	0	0	1.2	0	0	0	0	0	0	0	0.4	
Purdue	12/15/19	DNP																						
North Dakota	12/21/19	DNP																						
Totals		0	6	0	2	.000	0	1	.000	2	2	1.000	0	6	6	1.2	0	0	0	1	1	0	2	0.4

NOTING AROP

- Was used as a defensive sub against Indiana late in the game
- Earned his most extensive time against Creighton, totaling two points, four rebounds and a blocked shot in four minutes
- Played the final minute against Georgia Tech
- Had a rebound in a minute of work against South Dakota State
- Grabbed a rebound in his collegiate debut against UC Riverside
- 2019 Gatorade Player of the Year in Nebraska who averaged 19.4 points, 10.9 rebounds and 2.6 blocks per game as a senior at Omaha Creighton Prep High School
 - First-team all-state selection by the Omaha World-Herald and Lincoln Journal Star after recording 19 double-doubles as a senior
 - Totaled 1,268 points on 66 percent shooting, 733 rebounds and 162 blocks in three seasons at Creighton Prep
 - Was AAU teammates with fellow Husker freshmen Jace Piatkowski, Charlie Easley and Bret Porter
 - One of nine kids in the family, including older brother, Aguek, who plays basketball at San Diego State

MISC. STATS

Category	2019-20	Career
Double-Figure Scoring	0	0
Double-Figure Rebounding	0	0
Double-Figure Assists	0	0
Double-Doubles	0	0
Led NU in Scoring	0	0
Led NU in Rebounding	0	0
Led NU in Assists	0	0
20+ Point Games	0	0
30+ Point Games	0	0

TOP PERFORMANCES OF 2019-20

Category	No.	Opponent (Date)
Points	2	at Creighton (12/7/19)
Rebounds	4	at Creighton (12/7/19)
	1	UC Riverside (11/5/19)
	1	South Dakota State (11/15/19)
Assists	NA	



#1 KEVIN CROSS | 6-8 | 240 | Fr. | F | Little Rock, Ark.

CAREER STATS

Year	GP	GS	Total										Rebounds												
			Min	Avg	FG	FGA	Pct	3FG	3FGA	Pct	FT	FTA	Pct	Off	Def	Tot	Avg	PF	FO	Ast	TO	Blk	Stl	Pts	Avg
2019-20	12	0	230	19.2	35	86	.407	10	38	.263	7	16	.438	15	35	50	4.2	17	0	12	16	6	1	87	7.3
TOTAL	12	0	230	19.2	35	86	.407	10	38	.263	7	16	.438	15	35	50	4.2	17	0	12	16	6	1	87	7.3

2019-20 GAME BY GAME

Opponent	Date	GS	Min	TOTAL			3-PTS			REBOUNDS			PF	FO	A	TO	Blk	Stl	Pts	Avg				
				FG	FGA	Pct	3FG	FGA	Pct	FT	FTA	Pct									Off	Def	Tot	Avg
UC Riverside	11/05/19	14	10	1	10	.100	1	6	.167	1	2	.500	3	0	3	3.0	2	0	0	0	4	4.0		
Southern Utah	11/09/19	36	15	8	15	.533	1	3	.333	2	2	1.000	3	2	5	4.0	1	0	2	1	0	19	11.5	
South Dakota St.	11/15/19	17	5	4	5	.800	1	1	1.000	1	1	1.000	0	2	2	3.3	4	0	0	1	2	0	10	11.0
Southern	11/22/19	23	6	4	6	.667	0	2	.000	0	2	.000	0	1	1	2.8	0	0	2	0	0	0	8	10.3
vs. Washington St.	11/25/19	26	8	6	8	.750	2	4	.500	0	2	.000	0	8	8	3.8	0	0	1	3	2	0	14	11.0
vs. George Mason	11/26/19	20	8	4	8	.500	3	5	.600	0	0	.000	1	4	5	4.0	1	0	1	2	1	0	11	11.0
vs. South Florida	11/27/19	16	5	0	5	.000	0	2	.000	0	0	.000	0	1	1	3.6	0	0	1	1	0	0	0	9.4
at Georgia Tech	12/04/19	17	6	1	6	.167	0	3	.000	0	0	.000	1	4	5	3.8	1	0	1	2	0	0	2	8.5
at Creighton	12/7/19	10	3	0	3	.000	0	2	.000	0	2	.000	0	1	1	3.4	1	0	0	1	0	0	0	7.6
at Indiana	12/13/19	13	3	1	3	.333	0	2	.000	1	2	.500	3	4	7	3.8	2	0	2	0	0	0	3	7.1
Purdue	12/15/19	23	8	3	8	.375	1	4	.250	0	0	.000	1	6	7	4.1	1	0	3	1	0	1	7	7.1
North Dakota	12/21/19	15	9	3	9	.333	1	4	.250	2	3	.667	3	2	5	4.2	4	0	1	3	0	0	9	7.3
Totals		0	230	35	86	.407	10	38	.263	7	16	.438	15	35	50	4.2	17	0	12	16	6	1	87	7.3

NOTING CROSS

- True freshman who is splitting time at center and can step out to 3-point range
- Came off the bench to score nine points and grab five rebounds against North Dakota
- Finished with seven points, seven rebounds and three assists in a win over Purdue
- Had three points, but chipped in seven rebounds and two assists at Indiana
- Totaled 11 points - all in the second half - and tied for team high with five rebounds against George Mason
- Finished with 14 points on 6-of-8 shooting and a season-high eight rebounds in a win over Washington State
- Scored all eight points of his in the second half against Southern and added two assists in the overtime win
- Came off the bench with 10 points on 4-of-5 shooting in 17 minutes against South Dakota State
- Led Nebraska with 19 points on 8-of-15 shooting against Southern Utah, as his 19 points were the most by a Husker freshman since 2013
- Two-time all-state performer at Mills University Studies High School helping his team to state runner-up finishes in 2018 and 2019
- Averaged 18 points, 10 rebounds and two assists per game as a senior, earning second-team all-state (all classes) recognition by the Arkansas Democrat Gazette

MISC. STATS

Category	2019-20	Career
Double-Figure Scoring	4	4
Double-Figure Rebounding	0	0
Double-Figure Assists	0	0
Double-Doubles	0	0
Led NU in Scoring	1	1
Led NU in Rebounding	2	2
Led NU in Assists	0	0
20+ Point Games	0	0
30+ Point Games	0	0

TOP PERFORMANCES OF 2019-20

Category	No.	Opponent (Date)
Points	19	Southern Utah (11/9/19)
	14	vs. Washington State (11/25/19)
	11	vs. George Mason (11/26/19)
Rebounds	8	vs. Washington State (11/25/19)
	7	at Indiana (12/13/19)
	7	Purdue (12/15/19)
Assists	3	Purdue (12/15/19)
	2	at Indiana (12/13/19)
	2	Southern (11/22/19)



#3 CAM MACK | 6-2 | 175 | So. | G | Austin, Texas

CAREER STATS

Year	GP	GS	Total										Rebounds												
			Min	Avg	FG	FGA	Pct	3FG	3FGA	Pct	FT	FTA	Pct	Off	Def	Tot	Avg	PF	FO	Ast	TO	Blk	Stl	Pts	Avg
2019-20	12	10	422	35.2	55	124	.444	17	45	.378	29	50	.580	14	44	58	4.8	34	1	80	36	4	17	156	13.0
TOTAL	12	10	422	35.2	55	124	.444	17	45	.378	29	50	.580	14	44	58	4.8	34	1	80	36	4	17	156	13.0

2019-20 GAME BY GAME

Opponent	Date	GS	Min	TOTAL			3-PTS			REBOUNDS				PF	FO	A	TO	Blk	Stl	Pts	Avg			
				FG	FGA	Pct	3FG	FGA	Pct	FT	FTA	Pct	Off									Def	Tot	Avg
UC Riverside	11/05/19	*	32	4	13	.308	2	5	.400	1	2	.500	3	6	9	9.0	1	0	3	2	0	0	11	11.0
Southern Utah	11/09/19	*	42	5	14	.357	0	6	.000	3	6	.500	1	6	7	8.0	2	0	11	3	1	2	13	12.0
South Dakota St.	11/15/19	*	35	8	14	.571	3	6	.500	5	7	.714	1	1	2	6.0	2	0	4	1	0	3	24	16.0
Southern	11/22/19	*	36	6	11	.545	0	0	.000	4	7	.571	1	1	2	5.0	3	0	8	3	0	1	16	16.0
vs Washington St.	11/25/19	*	37	2	8	.250	0	2	.000	6	11	.545	1	7	8	5.6	5	1	6	5	0	3	10	14.8
vs George Mason	11/26/19	*	30	4	9	.444	1	3	.333	0	0	.000	1	1	2	5.0	4	0	3	4	0	0	9	13.8
vs. South Florida	11/27/19	*	27	2	5	.400	0	0	.000	1	2	.500	1	3	4	4.9	1	0	7	1	0	2	5	12.6
at Georgia Tech	12/04/19	*	35	4	11	.364	1	3	.333	2	4	.500	1	1	2	4.5	4	0	6	3	1	1	11	12.4
at Creighton	12/7/19	*	30	4	9	.444	1	3	.333	3	5	.600	0	2	2	4.2	3	0	3	2	1	1	12	12.3
at Indiana	12/13/19	*	45	5	14	.357	3	8	.375	2	2	1.000	0	3	3	4.1	3	0	10	4	0	2	15	12.6
Purdue	12/15/19	*	35	4	7	.571	3	4	.750	0	0	.000	2	8	10	4.6	2	0	12	3	1	1	11	12.5
North Dakota	12/21/19	*	38	7	9	.778	3	5	.600	2	4	.500	2	5	7	4.8	4	0	7	5	0	1	19	13.0
Totals		10	422	55	124	.444	17	45	.378	29	50	.580	14	44	58	4.8	34	1	80	36	4	17	156	13.0

NOTING MACK

- Junior college transfer who has emerged as the Huskers' starting point guard
- Totaled a team-high 19 points along with seven rebounds and seven assists against North Dakota
- Recorded the first triple-double in school history against Purdue with 11 points, 12 assists and 10 rebounds and is the first Husker in at least 30 years with a points-assists double-double in consecutive games
- Shined against Indiana with a double-double, finishing with 15 points, including a trio of 3-pointers, and 10 assists
- Came off the bench with 12 points and three assists at Creighton
- Finished with 11 points and six assists in the loss at Georgia Tech
- Came off the bench in the win over South Florida and had seven assists and five points in 27 minutes
- Nearly posted his second double-double of the season with 10 points, eight rebounds and six assists vs. Washington State
- Finished with 16 points and eight assists in the win over Southern
- Posted his first 20-point game with 24 points, four assists and three steals in the win over South Dakota State
- Dished out 11 assists - the most by a Husker since 2010 - while scoring 13 points and snaring seven rebounds against Southern Utah
- Nearly posted a double-double in his Husker debut with 11 points and nine rebounds against UC Riverside
- Rated as the top point guard and No. 3 overall JC player in the country according to JUCORecruiting.com
- Garnered first-team All-Region 18 honors at Salt Lake Community College, averaging 19.1 points, 7.6 assists, 5.9 rebounds and 2.4 steals per game in 2018-19
- Ranked fifth nationally in NJCAA in assists per game while finishing 24th nationally in steals per game
- Totaled five 30-point games and had 10-or-more assists nine times in his year at the school
- Led Christian Life Preparatory High School to a Texas Christian Athletic League Class 4A state championship as a senior, averaging 24.5 points, 2.5 rebounds, 1.5 steals and 1.2 assists per game

MISC. STATS

Category	2019-20	Career
Double-Figure Scoring	10	10
Double-Figure Rebounding	1	1
Double-Figure Assists	3	3
Double-Doubles	3	3
Triple-Doubles	1	1
Led NU in Scoring	3	3
Led NU in Rebounding	3	3
Led NU in Assists	11	11
20+ Point Games	1	1
30+ Point Games	0	0

TOP PERFORMANCES OF 2019-20

Category	No.	Opponent (Date)
Points	24	South Dakota State (11/15/19)
	19	North Dakota (12/21/19)
	16	Southern (11/22/19)
Rebounds	10	Purdue (12/15/19)
	9	UC Riverside (11/5/19)
	8	vs. Washington State (11/25/19)
Assists	12	Purdue (12/15)
	11	Southern Utah (11/9/19)
	10	at Indiana (12/13/19)


#11 DACHON BURKE JR. | 6-4 | 180 | Jr. | G | Orange, N.J.

CAREER STATS

Year	GP	GS	Total										Rebounds				PF	FO	Ast	TO	Blk	Stl	Pts	Avg	
			Min	Avg	FG	FGA	Pct	3FG	3FGA	Pct	FT	FTA	Pct	Off	Def	Tot									Avg
2016-17*	33	17	755	22.9	95	226	.420	14	44	.318	47	64	.734	49	79	128	3.9	74	4	24	58	11	51	251	7.6
2017-18*	32	32	1044	32.6	210	458	.459	44	130	.338	98	156	.628	59	125	184	5.8	81	0	80	86	16	67	562	17.6
2019-20	12	12	345	28.8	58	134	.433	19	50	.380	26	46	.565	9	37	46	3.8	21	0	16	13	7	18	161	13.4
TOTAL	12	12	345	28.8	58	134	.433	19	50	.380	26	46	.565	9	37	46	3.8	21	0	16	13	7	18	161	13.4
All*	77	61	2144	27.8	363	818	.444	77	224	.344	171	266	.643	117	241	358	4.6	176	4	120	157	34	136	974	12.6

2019-20 GAME BY GAME

Opponent	Date	GS	Min	TOTAL			3-PTS			REBOUNDS			PF	FO	A	TO	Blk	Stl	Pts	Avg					
				FG	FGA	Pct	3FG	FGA	Pct	FT	FTA	Pct									Off	Def	Tot	Avg	
UC Riverside	11/05/19	*	23	2	7	.286	0	3	.000	3	4	.750	0	2	2	2.0	0	0	0	2	1	1	7	7.0	
Southern Utah	11/09/19	*	33	4	10	.400	1	4	.250	4	4	1.000	0	4	4	3.0	4	0	2	1	1	1	13	10.0	
South Dakota State	11/15/19	*	28	5	13	.385	1	4	.250	6	9	.667	3	4	7	4.3	2	0	1	0	0	1	17	12.3	
Southern	11/22/19	*	17	3	6	.500	2	3	.667	1	6	.167	1	2	3	4.0	1	0	1	0	2	0	9	11.5	
vs Washington St.	11/25/19	*	29	5	13	.385	1	2	.500	3	4	.750	1	4	5	4.2	0	0	2	0	0	1	14	12.0	
vs George Mason	11/26/19	*	31	5	12	.417	2	5	.400	2	4	.500	0	2	2	3.8	1	0	1	4	1	5	14	12.3	
vs. South Florida	11/27/19	*	31	8	11	.727	3	5	.600	2	4	.500	1	3	4	3.9	2	0	1	1	1	0	21	13.6	
at Georgia Tech	12/04/19	*	20	1	9	.111	1	5	.200	1	2	.500	0	1	1	3.5	1	0	1	0	0	0	4	12.4	
at Creighton	12/7/19	*	29	4	12	.333	0	2	.000	1	3	.333	1	6	7	3.9	2	0	2	2	0	2	9	12.0	
at Indiana	12/13/19	*	40	9	16	.563	4	8	.500	3	4	.750	0	1	1	3.6	4	0	2	2	0	2	25	13.3	
Purdue	12/15/19	*	32	7	13	.538	4	7	.571	0	1	.000	1	6	7	3.9	3	0	2	1	1	2	18	13.7	
North Dakota	12/21/19	*	32	5	12	.417	0	2	.000	0	1	.000	1	2	3	3.8	1	0	1	0	0	3	10	13.4	
Totals			12	345	58	134	.433	19	50	.380	26	46	.565	9	37	46	3.8	21	0	16	13	7	18	161	13.4

NOTING BURKE

- Has started all 12 games as Nebraska has utilized a four-guard lineup
- Finished with 10 points, three rebounds and three steals vs. North Dakota
- Led Nebraska with 18 points, including 4-of-7 from 3-point range, and seven rebounds in a win over Purdue
- Scored a season-high 25 points at Indiana, including a game-tying 3-pointer with 1.0 second left in regulation, as went 9-of-16 from the field and had four 3-pointers
 - Nearly had a double-double with nine points and a season-high seven boards at Creighton
 - Enjoyed a strong performance at the Cayman Islands Classic, averaging 16.3 points per game on 50 percent shooting, 3.7 steals and 2.0 steals per game
- Totaled a season-high 21 points on 8-of-11 shooting including two crucial 3-pointers after South Florida pulled within one in the second half
 - Totaled 14 points - including Nebraska's first 12 points - and a season-high five steals in the loss to George Mason
 - Had 14 points and five rebounds in the win over Washington State
 - Finished with nine points and two blocked shots in the overtime win over Southern
 - Tallied a season-high 17 points and seven boards in 28 minutes of work against South Dakota State
 - Reached double figures for the first time at Nebraska with 13 points and four rebounds vs. Southern Utah
 - Sat out the 2018-19 season after transferring from Robert Morris
 - Earned second-team All-Northeast Conference honors in 2017-18, averaging 17.6 points, 5.8 rebounds and 2.1 assists per game, as he led the NEC in steals and was fourth in scoring
 - Four-time conference player of the week who reached double figures 30 times as a sophomore

MISC. STATS

Category	2019-20	Career*
Double-Figure Scoring	8	49
Double-Figure Rebounding	0	3
Double-Figure Assists	0	0
Double-Doubles	0	3
Led NU in Scoring	3	3
Led NU in Rebounding	1	1
Led NU in Assists	0	0
20+ Point Games	2	12
30+ Point Games	0	0

*Includes Robert Morris

TOP PERFORMANCES OF 2019-20

Category	No.	Opponent (Date)
Points	25	at Indiana (12/13/19)
	21	vs. South Florida (11/27/19)
	18	Purdue (12/15/19)
	17	South Dakota State (11/15/19)
Rebounds	7	Purdue (12/15/19)
	7	South Dakota State (11/15/19)
	7	at Creighton (12/7/19)
	5	vs. Washington State (11/25/19)
Assists	2	Purdue (12/15/19)
	2	Southern Utah (11/9/19)
	2	vs. Washington State (11/25/19)
	2	at Creighton (12/7/19)
2	at Indiana (12/13/19)	



#22 HAANIF CHEATHAM | 6-5 | 195 | Sr. | G | Fort Lauderdale, Fla.

CAREER STATS

Year	GP	GS	Min	Avg	Total										Rebounds				PF	FO	Ast	TO	Blk	Stl	Pts	Avg
					FG	FGA	Pct	3FG	3FGA	Pct	FT	FTA	Pct	Off	Def	Tot	Avg									
2015-16*	33	33	974	29.5	131	268	.489	29	75	.387	100	122	.820	13	98	111	3.4	67	1	73	88	1	34	391	11.8	
2016-17*	32	25	814	25.4	93	203	.458	13	40	.325	79	103	.767	22	101	123	3.8	49	0	71	51	4	23	278	8.7	
2017-18*	5	5	131	26.2	16	37	.432	5	13	.385	4	7	.571	2	12	14	2.8	7	0	7	8	0	5	41	8.2	
2018-19*	10	10	273	27.3	49	108	.454	8	22	.364	26	40	.650	4	44	48	4.8	12	0	19	24	2	12	132	13.2	
2019-20	12	12	404	33.7	58	108	.537	8	28	.286	29	45	.644	5	51	56	4.7	19	0	19	15	3	10	153	12.8	
TOTAL	12	12	404	33.7	58	108	.537	8	28	.286	29	45	.644	5	51	56	4.7	19	0	19	15	3	10	153	12.8	
<i>All*</i>	<i>92</i>	<i>85</i>	<i>2596</i>	<i>28.2</i>	<i>347</i>	<i>724</i>	<i>.479</i>	<i>63</i>	<i>178</i>	<i>.354</i>	<i>238</i>	<i>317</i>	<i>.751</i>	<i>46</i>	<i>306</i>	<i>352</i>	<i>3.8</i>	<i>154</i>	<i>1</i>	<i>189</i>	<i>186</i>	<i>10</i>	<i>84</i>	<i>995</i>	<i>10.8</i>	

2019-20 GAME BY GAME

Opponent	Date	GS	Min	TOTAL			3-PTS			REBOUNDS				PF	FO	A	TO	Blk	Stl	Pts	Avg				
				FG	FGA	Pct	3FG	FGA	Pct	FT	FTA	Pct	Off									Def	Tot	Avg	
UC Riverside	11/05/19	*	26	0	3	.000	0	2	.000	1	2	.500	0	2	2	2.0	0	0	3	1	0	1	1.0		
Southern Utah	11/09/19	*	35	1	3	.333	0	0	.000	2	5	.400	0	5	5	3.5	3	0	1	1	1	2	4	2.5	
South Dakota St.	11/15/19	*	30	8	11	.727	0	2	.000	1	3	.333	1	5	6	4.3	1	0	3	1	1	0	17	7.3	
Southern	11/22/19	*	34	2	5	.400	0	1	.000	1	3	.333	0	7	7	5.0	1	0	2	0	0	1	5	6.8	
vs. Washington St.	11/25/19	*	34	8	10	.800	2	3	.667	1	2	.500	1	6	7	5.4	3	0	0	3	0	0	19	9.2	
vs. George Mason	11/26/19	*	31	5	9	.556	2	4	.500	1	2	.500	0	1	1	4.7	0	0	0	0	0	1	13	9.8	
vs. South Florida	11/27/19	*	37	8	11	.727	1	1	1.000	9	11	.818	0	3	3	4.4	3	0	0	2	0	0	26	12.1	
at Georgia Tech	12/04/19	*	35	6	11	.545	0	1	.000	2	4	.500	2	9	11	5.3	2	0	2	3	0	2	14	12.4	
at Creighton	12/7/19	*	32	5	12	.417	0	2	.000	4	5	.800	1	4	5	5.2	1	0	1	1	0	0	14	12.6	
at Indiana	12/13/19	*	41	7	15	.467	2	6	.333	5	6	.833	0	6	6	5.3	2	0	3	0	0	0	21	13.4	
Purdue	12/15/19	*	36	4	11	.364	1	5	.200	0	0	.000	0	1	1	4.9	1	0	4	2	0	2	9	13.0	
North Dakota	12/21/19	*	33	4	7	.571	0	1	.000	2	2	1.000	0	2	2	4.7	2	0	0	1	1	1	10	12.8	
Totals			12	404	58	108	.537	8	28	.286	29	45	.644	5	51	56	4.7	19	0	19	15	3	10	153	12.8

• Cayman Islands Classic All-Tournament Team

NOTING CHEATHAM

- One of NU's most experienced players, as he has made 85 career starts and totaled nearly 1,000 career points in his college career
- Totaled 10 points and two rebounds in the loss to North Dakota
- Finished with nine points and a season-high four assists in the win over Purdue
- Came up big at Indiana, finishing with 21 points and six rebounds in a season-high 41 minutes of work
- Led NU with 14 points and added five boards at Creighton
- Recorded his first career double-double with 14 points and a career-high 11 rebounds at Georgia Tech
- Earned a spot on the Cayman Islands Classic All-Tournament team, averaging 19.3 points per game on 70 percent shooting along with 3.7 rebounds per game
- Scored a career-high 26 points in the win over South Florida, hitting 8-of-11 shots from the field and 9-of-11 from the foul line.
- Led NU with 19 points on 8-of-10 shooting along with seven rebounds in the victory over Washington State
- Grabbed a team-high seven rebounds and had five points in the win over Southern
- Shined in the win over South Dakota State with 17 points on 8-of-11 shooting, six boards and three assists
- Spent the 2018-19 season at Florida Gulf Coast, averaging 13.2 points and 4.8 rebounds per game, as he reached double figures eight times in 10 games before missing the rest of the season with a shoulder injury
- Began his collegiate career at Marquette, where he spent two-plus seasons, and was named the team's best defensive player in 2015-16 and 2016-17
- Earned All-Big East Freshman team honors, averaging 11.8 points, 3.4 rebounds and 2.2 assists per game as he started all 33 games
- Was a top-100 recruit by all the major recruiting services at Pembroke Pines Charter High School, where he averaged 24.0 points, 5.0 rebounds and 3.0 assists per game

MISC. STATS

Category	2019-20	Career*
Double-Figure Scoring	8	52
Double-Figure Rebounding	1	1
Double-Figure Assists	0	0
Double-Doubles	1	1
Led NU in Scoring	4	4
Led NU in Rebounding	2	2
Led NU in Assists	1	1
20+ Point Games	2	10
30+ Point Games	0	0

*Includes Marquette and Florida Gulf Coast

TOP PERFORMANCES OF 2019-20

Category	No.	Opponent (Date)
Points	26	vs. South Florida (11/27/19)
	21	at Indiana (12/13/19)
	19	vs. Washington State (11/25/19)
	17	South Dakota State (11/15/19)
Rebounds	11	at Georgia Tech (12/4/19)
	7	Southern (11/22/19)
	7	vs. Washington State (11/25/19)
Assists	4	Purdue (12/15/19)
	3	UC Riverside (11/5/19)
	3	South Dakota State (11/15/19)
	3	at Indiana (12/13/19)



#23 JERVAY GREEN | 6-3 | 210 | Jr. | G | Denver, Colo.

CAREER STATS

Year	GP	GS	Total										Rebounds												
			Min	Avg	FG	FGA	Pct	3FG	3FGA	Pct	FT	FTA	Pct	Off	Def	Tot	Avg	PF	FO	Ast	TO	Blk	Stl	Pts	Avg
2019-20	10	9	299	29.9	33	89	.371	16	52	.308	14	26	.538	10	38	48	4.8	23	1	26	21	5	10	96	9.6
TOTAL	10	9	299	29.9	33	89	.371	16	52	.308	14	26	.538	10	38	48	4.8	23	1	26	21	5	10	96	9.6

2019-20 GAME BY GAME

Opponent	Date	GS	Min	TOTAL			3-PTS			FT			REBOUNDS				PF	FO	A	TO	Blk	Stl	Pts	Avg
				FG	FGA	Pct	3FG	3FGA	Pct	FT	FTA	Pct	Off	Def	Tot	Avg								
UC Riverside	11/05/19	*	33	2	9	.222	1	5	.200	0	2	.000	1	1	2	2.0	5	1	2	3	3	2	5	5.0
Southern Utah	11/09/19	*	46	6	18	.333	2	8	.250	4	6	.667	2	6	8	5.0	2	0	1	2	1	3	18	11.5
South Dakota St.	11/15/19	*	24	3	7	.429	0	3	.000	0	0	.000	0	4	4	4.7	2	0	5	2	0	0	6	9.7
Southern	11/22/19	*	36	7	12	.583	4	6	.667	4	7	.571	1	3	4	4.5	2	0	6	3	0	2	22	12.8
vs. Washington St.	11/25/19	*	27	5	9	.556	3	5	.600	3	4	.750	2	6	8	5.2	3	0	2	1	0	0	16	13.4
vs. George Mason	11/26/19	*	24	1	7	.143	0	5	.000	0	0	.000	1	3	4	5.0	3	0	5	2	0	1	2	11.5
vs. South Florida	11/27/19	*	27	1	4	.250	1	3	.333	0	0	.000	0	3	3	4.7	1	0	0	3	0	0	3	10.3
at Georgia Tech	12/04/19	*	34	4	13	.308	3	10	.300	0	2	.000	1	4	5	4.8	3	0	2	3	0	1	11	10.4
at Creighton	12/7/19	*	32	3	8	.375	1	6	.167	3	5	.600	2	4	6	4.9	1	0	1	2	1	1	10	10.3
at Indiana	12/13/19																							
Purdue	12/15/19																							
North Dakota	12/21/19		16	1	2	.500	1	1	1.000	0	0	.000	0	4	4	4.8	1	0	2	0	0	0	3	9.6
Totals		9	299	33	89	.371	16	52	.308	14	26	.538	10	38	48	4.8	23	1	26	21	5	10	96	9.6

NOTING GREEN

- Junior college transfer who has been an impact addition to the Husker backcourt
- Missed the Indiana and Purdue games because of a violation of team rules, but returned to action against North Dakota and had three points and four rebounds in 15 minutes
- Had 10 points and six boards at Creighton
- Finished with 11 points, including a trio of 3-pointers and five rebounds against Georgia Tech
- Dished out five assists and grabbed four rebounds in the loss to George Mason
- Totaled 16 points and tied for the team lead with eight rebounds in the win over Washington State
- Keyed Nebraska's overtime win over Southern with a season-high 22 points, including four 3-pointers, along with six assists and four rebounds, as he scored six points in overtime
- Turned in a solid all-around effort against South Dakota State with six points, five assists and four boards in 24 minutes
- Nearly totaled a double-double against Southern Utah with 18 points and eight boards in 46 minutes
- Rated as the top combo guard and No. 8 overall JC player in the country according to JUCORrecruiting.com
- Spent two seasons at Western Nebraska Community College, where he totaled 1,278 points to rank second in school history, while also finishing in the top-10 on career charts for assists (fifth, 297), steals (seventh, 114) and 3-pointers (sixth, 134)
 - Earned NJCAA All-America honors as a sophomore, averaging 23.6 points, 5.7 rebounds and 5.3 assists per game
 - Region IX Co-Player of the Year finished eighth nationally in scoring and totaled six 30-point games in 2018-19
 - Third Western Nebraska CC product to play at NU, joining Bernard Garner, who played on a pair of postseason squads in the mid-1990s and Mike Peltz, who walked on the team during the 2012-13 and 2013-14 seasons
- Attended George Washington High School in Denver where he averaged nearly 20 points, four rebounds, four assists and three steals for a team that went 25-3 and was the Class 5A runner-up as a senior
 - Set the school's single-game scoring record with 64 points, breaking the mark held by former NBA star Chauncey Billups.

MISC. STATS

Category	2019-20	Career
Double-Figure Scoring	4	4
Double-Figure Rebounding	0	0
Double-Figure Assists	0	0
Double-Doubles	0	0
Led NU in Scoring	1	1
Led NU in Rebounding	1	1
Led NU in Assists	2	2
20+ Point Games	1	1
30+ Point Games	0	0

TOP PERFORMANCES OF 2019-20

Category	No.	Opponent (Date)
Points	22	Southern (11/22/19)
	18	Southern Utah (11/9/19)
	16	vs. Washington State (11/25/19)
Rebounds	8	Southern Utah (11/9/19)
	8	vs. Washington State (11/25/19)
	6	at Creighton (12/7/19)
Assists	6	Southern (11/22/19)
	5	vs. George Mason (11/26/19)
	5	South Dakota State (11/15/19)



#24 YVAN OUEDRAOGO

6-9 | 260 | Fr. | F | Bordeaux, France

CAREER STATS

Year	GP	GS	Total		Total									Rebounds				PF	FO	Ast	TO	Blk	Stl	Pts	Avg
			Min	Avg	FG	FGA	Pct	3FG	3FGA	Pct	FT	FTA	Pct	Off	Def	Tot	Avg								
2019-20	12	12	245	20.4	28	69	.406	0	0	.000	13	32	.406	28	41	69	5.8	16	0	6	18	4	6	69	5.8
TOTAL	12	12	245	20.4	28	69	.406	0	0	.000	13	32	.406	28	41	69	5.8	16	0	6	18	4	6	69	5.8

2019-20 GAME BY GAME

Opponent	Date	GS	Min	TOTAL			3-PTS			REBOUNDS			PF	FO	A	TO	Blk	Stl	Pts	Avg					
				FG	FGA	Pct	3FG	FGA	Pct	FT	FTA	Pct									Off	Def	Tot	Avg	
UC Riverside	11/05/19	*	21	4	6	.667	0	0	.000	1	4	.250	0	3	3	3.0	1	0	1	1	2	9	9.0		
Southern Utah	11/09/19	*	14	1	6	.167	0	0	.000	0	0	.000	2	3	5	4.0	1	0	2	0	0	2	5.5		
South Dakota St.	11/15/19	*	21	3	7	.429	0	0	.000	0	1	.000	6	6	12	6.7	4	0	2	5	0	0	6	5.7	
Southern	11/22/19	*	22	3	4	.750	0	0	.000	5	7	.714	1	3	4	6.0	0	0	0	0	1	0	11	7.0	
vs. Washington St.	11/25/19	*	14	2	4	.500	0	0	.000	0	2	.000	1	0	1	5.0	1	0	0	2	0	0	4	6.4	
vs. George Mason	11/26/19	*	20	1	2	.500	0	0	.000	0	0	.000	3	2	5	5.0	1	0	0	1	2	2	2	5.7	
vs. South Florida	11/27/19	*	24	2	3	.667	0	0	.000	2	2	1.000	1	4	5	5.0	2	0	0	1	0	0	6	5.7	
at Georgia Tech	12/04/19	*	23	1	5	.200	0	0	.000	1	4	.250	4	3	7	5.3	0	0	1	2	0	1	3	5.4	
at Creighton	12/7/19	*	12	1	5	.200	0	0	.000	0	2	.000	1	2	3	5.0	1	0	0	1	0	0	2	5.0	
at Indiana	12/13/19	*	32	4	11	.364	0	0	.000	1	4	.250	5	5	10	5.5	4	0	1	2	0	1	9	5.4	
Purdue	12/15/19	*	17	3	6	.500	0	0	.000	0	0	.000	0	5	5	5.5	0	0	0	0	0	0	6	5.5	
North Dakota	12/21/19	*	25	3	10	.300	0	0	.000	3	6	.500	4	5	9	5.8	1	0	1	1	0	0	9	5.8	
Totals			12	245	28	69	.406	0	0	.000	13	32	.406	28	41	69	5.8	16	0	6	18	4	6	69	5.8

NOTING OUEDRAOGO


- Freshman who doesn't turn 18 until following the Big Ten Tournament and is believed to be the youngest player in the Big Ten
- Came come to a double double with nine points and nine rebounds in 25 minutes vs. North Dakota
- Totaled six points and five rebounds in 16 minutes in the win over Purdue
- Nearly posted a double-double in his Big Ten debut, finishing with nine points and a team-high 10 boards in a career-high 33 minutes at Indiana
- Grabbed seven rebounds and added three points at Georgia Tech
- Totaled six points and a team-high five rebounds in the win over South Florida
- Reached double figures for the first time in his career with 11 points, including six in overtime, and four rebounds against Southern
- Grabbed a season-high 12 rebounds and scored six points in 21 minutes vs. South Dakota State
- Totaled nine points and five boards in his collegiate debut against UC Riverside
- Spent the summer playing for the French U-18 National Team, helping France to a 6-1 record and fifth-place finish at the European Championships
- Attended the National Institute of Sport, Expertise and Performance (INSEP), a program which produced Clint Capela, Boris Diaw and Tony Parker, among others
- Represented France in the 2018 FIBA U-16 European Championships, when he averaged 12.7 points and 9.7 rebounds per game to earn team MVP honors

MISC. STATS

Category	2019-20	Career
Double-Figure Scoring	1	1
Double-Figure Rebounding	2	2
Double-Figure Assists	0	0
Double-Doubles	0	0
Led NU in Scoring	0	0
Led NU in Rebounding	5	5
Led NU in Assists	0	0
20+ Point Games	0	0
30+ Point Games	0	0

TOP PERFORMANCES OF 2019-20

Category	No.	Opponent (Date)
Points	11	Southern (11/22/19)
	9	UC Riverside (11/5/19)
	9	at Indiana (12/13/19)
	9	North Dakota (12/21/19)
Rebounds	12	South Dakota State (11/15/19)
	10	at Indiana (12/13/19)
	9	North Dakota (12/21/19)
Blocks	2	vs. George Mason (11/26/19)
	1	UC Riverside (11/5/19)
	1	Southern (11/22/19)



#25 MATEJ KAVAS | 6-8 | 200 | Sr. | F | Ljubljana, Slovenia

CAREER STATS

Year	GP	GS	Total										Rebounds												
			Min	Avg	FG	FGA	Pct	3FG	3FGA	Pct	FT	FTA	Pct	Off	Def	Tot	Avg	PF	FO	Ast	TO	Blk	Stl	Pts	Avg
2016-17*	27	0	549	20.3	81	185	.438	42	104	.404	29	42	.690	11	68	79	2.9	51	2	15	23	9	6	233	8.6
2017-18*	33	31	1038	31.5	171	361	.474	91	196	.464	68	86	.791	38	131	169	5.1	100	1	41	67	7	13	501	15.2
2018-19*	24	16	555	23.1	82	179	.458	44	96	.458	38	48	.792	14	96	110	4.6	33	0	16	20	1	6	246	10.3
2019-20	12	1	210	17.5	23	61	.377	13	41	.317	10	14	.714	0	13	13	1.1	14	0	7	6	1	2	69	5.8
TOTAL	12	1	210	17.5	23	61	.377	13	41	.317	10	14	.714	0	13	13	1.1	14	0	7	6	1	2	69	5.8
<i>All*</i>	<i>96</i>	<i>48</i>	<i>2358</i>	<i>24.6</i>	<i>357</i>	<i>786</i>	<i>.454</i>	<i>190</i>	<i>437</i>	<i>.435</i>	<i>145</i>	<i>190</i>	<i>.763</i>	<i>63</i>	<i>308</i>	<i>371</i>	<i>3.9</i>	<i>198</i>	<i>3</i>	<i>79</i>	<i>116</i>	<i>18</i>	<i>27</i>	<i>1049</i>	<i>10.9</i>

2019-20 GAME BY GAME

Opponent	Date	GS	Min	TOTAL			3-PTS			REBOUNDS			PF	FO	A	TO	Blk	Stl	Pts	Avg				
				FG	FGA	Pct	3FG	FGA	Pct	FT	FTA	Pct									Off	Def	Tot	Avg
UC Riverside	11/05/19	25	3	5	.600	2	3	.667	2	3	.667	0	1	1	1.0	1	0	1	1	0	10	10.0		
Southern Utah	11/09/19	19	0	3	.000	0	2	.000	2	4	.500	0	2	2	1.5	2	0	0	0	0	2	6.0		
South Dakota St.	11/15/19	17	1	6	.167	0	4	.000	0	0	.000	0	3	3	2.0	1	0	0	1	0	2	4.7		
Southern	11/22/19	21	3	6	.500	3	6	.500	1	1	1.000	0	1	1	1.8	0	0	0	2	1	1	10	6.0	
vs. Washington St.	11/25/19	14	1	3	.333	0	1	.000	0	0	.000	0	0	0	1.4	2	0	0	0	0	2	5.2		
vs. George Mason	11/26/19	16	2	7	.286	1	4	.250	5	6	.833	0	2	2	1.5	2	0	2	0	0	10	6.0		
vs. South Florida	11/27/19	17	3	4	.750	0	0	.000	0	0	.000	0	0	0	1.3	0	0	1	0	0	6	6.0		
at Georgia Tech	12/04/19	12	0	3	.000	0	2	.000	0	0	.000	0	1	1	1.3	1	0	1	0	0	0	5.3		
at Creighton	12/7/19	24	4	8	.500	3	7	.429	0	0	.000	0	0	0	1.1	2	0	1	1	0	11	5.9		
at Indiana	12/13/19	10	0	3	.000	0	3	.000	0	0	.000	0	0	0	1.0	2	0	0	0	0	0	5.3		
Purdue	12/15/19	18	2	8	.250	0	4	.000	0	0	.000	0	3	3	1.2	0	0	1	1	0	4	5.2		
North Dakota	12/21/19	17	4	5	.800	4	5	.800	0	0	.000	0	0	0	1.1	1	0	0	0	0	1	12	5.8	
Totals		1	210	23	61	.377	13	41	.317	10	14	.714	0	13	13	1.1	14	0	7	6	1	2	69	5.8

NOTING KAVAS

- Graduate transfer who is an excellent shooter and gives NU scoring punch off the bench
- Nearly rallied the Huskers back against North Dakota, hitting three of his four 3-pointers in the final eight minutes, including one which gave the Huskers a 71-69 lead, as he finished with a season-high 12 points on 4-of-5 shooting
- Set then-season highs in points (11) and 3-pointers (three) in 24 minutes at Creighton
- Made his first start as a Husker against South Florida, finishing with six points on 3-of-4 shooting in 17 minutes
- Had 10 points, two rebounds and two assists in the loss to George Washington
- Went over 1,000 career points with 10 points, including a trio of 3-pointers, in 21 minutes against Southern
- Reached double figures in his Husker debut with 10 points in 25 minutes against UC Riverside
- Spent four seasons at Seattle University before graduating in the summer of 2019, totaling nearly 1,000 points, including 177 3-pointers
- Was a preseason All-WAC pick before missing significant time with a shin injury in 2018-19, but still averaged 10.3 points and 4.6 rebounds per game while shooting 46 percent from 3-point range
- Named second-team All-WAC as a sophomore, averaging 15.2 points, 5.1 rebounds and 1.2 assists per game while pacing the conference in both 3-point percentage (.464) and 3-pointers per game (2.8)
- Was WAC Freshman of the Year in 2016-17, averaging 8.6 points per game while shooting 40 percent from 3-point range
- His older brother (Andraz) plays professionally overseas after his college career at Harding (Ark.) University

MISC. STATS

Category	2019-20	Career*
Double-Figure Scoring	5	60
Double-Figure Rebounding	0	3
Double-Figure Assists	0	0
Double-Doubles	0	2
Led NU in Scoring	0	0
Led NU in Rebounding	0	0
Led NU in Assists	0	0
20+ Point Games	0	12
30+ Point Games	0	0

*Includes Seattle

TOP PERFORMANCES OF 2019-20

Category	No.	Opponent (Date)
Points	12	North Dakota (12/21/19)
	11	at Creighton (12/7/19)
	10	UC Riverside (11/5/19)
	10	Southern (11/22/19)
	10	vs. George Mason (11/26/19)
Rebounds	3	Purdue (12/15/19)
	3	South Dakota State (11/15/19)
	2	Southern Utah (11/9/19)
	2	vs. George Mason (11/26/19)
Assists	2	vs. George Mason (11/26/19)



#30 CHARLIE EASLEY | 6-2 | 190 | Fr. | G | Lincoln, Neb.

CAREER STATS

Year	GP	GS	Total											Rebounds											
			Min	Avg	FG	FGA	Pct	3FG	3FGA	Pct	FT	FTA	Pct	Off	Def	Tot	Avg	PF	FO	Ast	TO	Blk	Stl	Pts	Avg
2019-20	8	0	22	2.8	2	3	.667	0	0	.000	2	4	.500	1	1	2	0.3	2	0	1	2	0	0	6	0.8
TOTAL	8	0	22	2.8	2	3	.667	0	0	.000	2	4	.500	1	1	2	0.3	2	0	1	2	0	0	6	0.8

2019-20 GAME BY GAME

Opponent	Date	GS	Min	TOTAL			3-PTS			REBOUNDS			PF	FO	A	TO	Blk	Stl	Pts	Avg				
				FG	FGA	Pct	3FG	FGA	Pct	FT	FTA	Pct									Off	Def	Tot	Avg
UC Riverside	11/05/19	1	0	0	0	.000	0	0	.000	0	0	.000	1	0	1	1.0	0	0	0	1	0	0	0	0.0
Southern Utah	11/9/19	DNP																						
South Dakota St.	11/15/19	1	0	0	0	.000	0	0	.000	0	2	.000	0	0	0	0.5	0	0	0	0	0	0	0	0.0
Southern	11/22/19	DNP																						
vs. Washington State	11/25/19	DNP																						
vs. George Mason	11/26/19	1	0	0	0	.000	0	0	.000	0	0	.000	0	0	0	0.3	0	0	0	0	0	0	0	0.0
vs. South Florida	11/27/19	DNP																						
at Georgia Tech	12/04/19	1	0	0	0	.000	0	0	.000	0	0	.000	0	0	0	0.3	0	0	0	1	0	0	0	0.0
at Creighton	12/7/19	4	2	2	1.000	0	0	.000	0	0	.000	0	0	0	0.2	0	0	1	0	0	0	0	4	0.8
at Indiana	12/13/19	2	0	1	.000	0	0	.000	0	0	.000	0	0	0	0.2	2	0	0	0	0	0	0	0	0.7
Purdue	12/15/19	10	0	0	.000	0	0	.000	2	2	1.000	0	1	1	0.3	0	0	0	0	0	0	2	0.9	
North Dakota	12/21/19	2	0	0	.000	0	0	.000	0	0	.000	0	0	0	0.3	0	0	0	0	0	0	0	0	0.8
Totals		0	22	2	3	.667	0	0	.000	2	4	.500	1	1	2	0.3	2	0	1	2	0	0	6	0.8

NOTING EASLEY

- True freshman who walked on to the team after a prolific high school career at Lincoln Pius X High School
- Was held scoreless in two first-half minutes against North Dakota
- Saw his most extensive action in the win over Purdue, playing nine minutes and scoring a pair of points
- Played two minutes against Indiana, but missed his only shot from the field
- Had four points and an assist in four minutes against Creighton
- Saw action in the loss at Georgia Tech
- Played against George Mason, but had no stats in the loss to the Patriots
- Saw action in NU's win over South Dakota State, but did not score
- Played the final minute of NU's season opener against UC Riverside
- Was a three-year starter who finished with a school-record 1,412 points
- Guided Pius X to a 27-2 record and a Class B state title in 2019 after averaging 23.3 points, 6.1 rebounds, 4.1 assists and 3.1 steals per game
- Was AAU teammates with fellow Husker freshmen Akol Arop, Jace Piatkowski and Bret Porter

MISC. STATS

Category	2019-20	Career
Double-Figure Scoring	0	0
Double-Figure Rebounding	0	0
Double-Figure Assists	0	0
Double-Doubles	0	0
Led NU in Scoring	0	0
Led NU in Rebounding	0	0
Led NU in Assists	0	0
20+ Point Games	0	0
30+ Point Games	0	0

TOP PERFORMANCES OF 2019-20

Category	No.	Opponent (Date)
Points	4	at Creighton (12/7/19)
	2	Purdue (12/15/19)
Rebounds	1	UC Riverside (11/5/19)
	1	Purdue (12/15/19)
Assists	1	at Creighton (12/7/19)


#34 THORIR THORBJARNARSON | 6-6 | 205 | Jr. | G | Reykjavik, Iceland

CAREER STATS

Year	GP	GS	Total										Rebounds												
			Min	Avg	FG	FGA	Pct	3FG	3FGA	Pct	FT	FTA	Pct	Off	Def	Tot	Avg	PF	FO	Ast	TO	Blk	Stl	Pts	Avg
2017-18	9	0	19	2.1	3	7	.429	2	5	.400	0	0	.000	1	3	4	0.4	4	0	3	1	0	1	8	0.9
2018-19	25	7	307	12.3	19	56	.339	4	23	.174	8	12	.667	10	43	53	2.1	25	0	29	13	5	14	50	2.0
2019-20	12	4	269	22.4	29	59	.492	15	33	.455	10	13	.769	3	37	40	3.3	20	0	5	11	2	7	83	6.9
TOTAL	46	11	595	12.9	51	122	.418	21	61	.344	18	25	.720	14	83	97	2.1	49	0	37	25	7	22	141	3.1

2019-20 GAME BY GAME

Opponent	Date	GS	Min	TOTAL			3-PTS			FT			REBOUNDS				PF	FO	A	TO	Blk	Stl	Pts	Avg
				FG	FGA	Pct	3FG	3FGA	Pct	FT	FTA	Pct	Off	Def	Tot	Avg								
UC Riverside	11/05/19	15	0	0	.000	0	0	.000	0	0	.000	1	3	4	4.0	0	0	1	0	0	0	0	0.0	
Southern Utah	11/09/19	22	2	3	.667	1	2	.500	2	2	1.000	0	4	4	4.0	1	0	0	1	0	1	7	3.5	
South Dakota St.	11/15/19	16	2	6	.333	1	4	.250	0	0	.000	0	4	4	4.0	2	0	1	0	0	1	5	4.0	
Southern	11/22/19	24	2	3	.667	2	2	1.000	1	2	.500	0	2	2	3.5	3	0	0	0	1	0	7	4.8	
vs. Washington St.	11/25/19	17	1	2	.500	1	1	1.000	0	0	.000	0	2	2	3.2	2	0	0	1	0	1	3	4.4	
vs. George Mason	11/26/19	20	1	3	.333	0	1	.000	0	1	.000	0	4	4	3.3	1	0	0	1	0	0	2	4.0	
vs. South Florida	11/27/19	17	2	5	.400	0	2	.000	0	0	.000	0	3	3	3.3	1	0	0	0	0	0	4	4.0	
at Georgia Tech	12/04/19	21	4	7	.571	1	2	.500	2	2	1.000	2	5	7	3.8	2	0	0	3	1	2	11	4.9	
at Creighton	12/7/19	* 24	4	5	.800	4	5	.800	0	0	.000	0	3	3	3.7	2	0	0	1	0	0	12	5.7	
at Indiana	12/13/19	* 42	7	12	.583	3	5	.600	0	0	.000	0	1	1	3.4	4	0	1	1	0	0	17	6.8	
Purdue	12/15/19	* 29	3	8	.375	2	6	.333	5	6	.833	0	5	5	3.5	2	0	0	2	0	0	13	7.4	
North Dakota	12/21/19	* 22	1	5	.200	0	3	.000	0	0	.000	0	1	1	3.3	0	0	2	1	0	2	2	6.9	
Totals		4	269	29	59	.492	15	33	.455	10	13	.769	3	37	40	3.3	20	0	5	11	2	7	83	6.9

NOTING THORBJARNARSON


- Junior guard with a high basketball IQ and Big Ten experience
- Saw his streak of double-figure efforts end with two points in 22 minutes vs. North Dakota
- Totaled 13 points, including a pair of 3-pointers, and five rebounds in a start against Purdue
- Put together a career night at Indiana with 17 points, including three 3-pointers, in 42 minutes, marking his third straight career high in scoring
 - Posted his second straight career high with 12 points on 4-of-5 shooting from 3-point range at Creighton
- Totaled a then-career-high 11 points on 4-of-7 shooting and a season-high seven boards in 21 minutes at Georgia Tech
 - Played in all three games in the Cayman Islands Classic, averaging 3.0 points and 3.0 rebounds per game
 - Played a big role in NU's comeback over Southern, scoring seven second-half points, including back-to-back 3-pointers in a 7-0 spurt that trimmed an eight-point deficit to one.
 - Gave a spark with five points and four rebounds in 16 minutes off the bench in the win over South Dakota State
 - Came off the bench with seven points and four rebounds in 22 minutes against Southern Utah
- Played for the Iceland National Team during the Games of the Small States of Europe in the summer of 2019, averaging 10 points per game
 - Was in the rotation during the second half of the 2018-19 season, playing in 25 contests, including seven starts
 - Averaged 2.0 points, 2.1 rebounds and 1.2 assists per game, while posting a 2.2-to-1 assist-to-turnover ratio
 - Closed his sophomore year with eight points, three assists and two steals in a start against TCU in the 2019 NIT
 - Saw limited time as a freshman, appearing in nine games and totaling eight points, four rebounds and three assists
 - Nebraska's first scholarship player from Iceland and one of the few players from the nation on Division I teams
 - Played for KR Reykjavik in the Icelandic League for three years (2015-17), helping the team to three straight titles and a pair of Icelandic Cups in 2016 and 2017
 - Averaged 10.2 points, 2.6 rebounds and 1.9 assists per game for a team that went 26-8 and won the league championship in the top pro league in the country in 2016-17

MISC. STATS

Category	2019-20	Career
Double-Figure Scoring	4	4
Double-Figure Rebounding	0	1
Double-Figure Assists	0	0
Double-Doubles	0	0
Led NU in Scoring	0	0
Led NU in Rebounding	0	1
Led NU in Assists	0	1
20+ Point Games	0	0
30+ Point Games	0	0

TOP PERFORMANCES OF 2019-20

Category	No.	Opponent (Date)
Points	17	at Indiana (12/13/19)
	13	Purdue (12/15/19)
	12	at Creighton (12/7/19)
	11	at Georgia Tech (12/4/19)
Rebounds	7	at Georgia Tech (12/4/19)
	5	Purdue (12/15/19)
	4	Southern Utah (11/9/19)
	4	UC Riverside (11/5/19)
	4	South Dakota State (11/15/19)
	4	vs. George Mason (11/26/19)
Assists	2	North Dakota (12/21/19)
	1	UC Riverside (11/5/19)
	1	South Dakota State (11/15/19)
	1	at Indiana (12/13/19)



#21 JACE PIATKOWSKI | 6-4 | 175 | Fr. | G | Omaha, Neb.


CAREER STATS

Year	GP	GS	Min	Avg	Total					Rebounds					PF	FO	Ast	TO	Blk	Stl	Pts	Avg
					FG	FGA	Pct	3FG	3FGA	Pct	FT	FTA	Pct	Off								
2019-20	Has not played																					

2019-20 GAME BY GAME

NOTING PIATKOWSKI

- Walk-on who is expected to redshirt during the 2019-20 season
- Played at Elkhorn South, averaging 18.6 points and 3.3 rebounds per game as a senior, highlighted by a 36-point performance against Lincoln High, to earn honorable-mention all-state honors from the Omaha World-Herald
- Was AAU teammates with fellow Husker freshmen Akol Arop, Charlie Easley and Bret Porter
- His father (Eric) played at Nebraska from 1991-94 and spent 14 years in the NBA
- The elder Piatkowski ranks second in school history with 1,934 points and was a two-time All-Big Eight pick and 1994 Big Eight Tournament MVP



#44 BRET PORTER | 6-6 | 215 | Fr. | F | Omaha, Neb.


CAREER STATS

Year	GP	GS	Min	Avg	Total					Rebounds					PF	FO	Ast	TO	Blk	Stl	Pts	Avg
					FG	FGA	Pct	3FG	3FGA	Pct	FT	FTA	Pct	Off								
2019-20	Has not played																					

2019-20 GAME BY GAME

NOTING PORTER

- Walk-on who is expected to redshirt during the 2019-20 season
- Returned from a torn ACL in June of 2018 to play as a senior, averaging 6.2 points and 4.4 rebounds as Millard North High School reached the district final
- Enjoyed a strong junior season, averaging 13.5 points and 7.5 rebounds per game for the Mustangs
- Was AAU teammates with fellow Husker freshmen Akol Arop, Jace Piatkowski and Charlie Easley
- Is a fourth-generation athlete at Nebraska, as his father (Budge, 1975) grandfather (Mort, 1943, 1946-47) and great grandfather (Grove, 1913-15) all played football for the Cornhuskers


#4 SHAMIEL STEVENSON | 6-6 | 245 | Jr. | G/F | Toronto, Ontario, Canada

CAREER STATS

Year	GP	GS	Min	Avg	Total							Rebounds													
					FG	FGA	Pct	3FG	3FGA	Pct	FT	FTA	Pct	Off	Def	Tot	Avg	PF	FO	Ast	TO	Blk	Stl	Pts	Avg
2017-18*	32	13	761	23.8	95	188	.505	15	40	.375	68	112	.607	27	114	141	4.4	50	0	33	72	8	16	273	8.5
2018-19*	4	0	32	8.0	7	12	.583	1	1	1.000	0	1	.000	0	7	7	1.8	3	0	3	1	1	3	15	3.8
All*	36	13	793	22.0	102	200	.510	16	41	.390	68	113	.602	27	121	148	4.1	53	0	36	73	9	19	288	8.0

NOTING STEVENSON

- Will sit out this season following his NCAA appeal being denied on Nov. 26, 2019 and will have two seasons of eligibility remaining
- Played in 32 games, including 13 starts at Pittsburgh in 2017-18, averaging 8.5 points on 51 percent shooting and 4.4 rebounds per game to rank second on the Panthers in rebounds
- Reached double figures 13 times, including a career-high 19 points against Montana
- Played at Hillcrest (Ariz.) Prep, averaging 14.2 points and 6.3 rebounds and was selected to play in the 2017 BioSteel All-Canadian Game


#13 DERRICK WALKER | 6-8 | 235 | Jr. | F | Kansas City, Mo.

CAREER STATS

Year	GP	GS	Min	Avg	Total							Rebounds													
					FG	FGA	Pct	3FG	3FGA	Pct	FT	FTA	Pct	Off	Def	Tot	Avg	PF	FO	Ast	TO	Blk	Stl	Pts	Avg
2017-18*	34	0	299	8.8	28	47	.596	0	0	.000	10	25	.400	29	46	75	2.2	43	0	9	21	7	3	66	1.9
2018-19*	30	0	160	5.3	10	19	.526	0	0	.000	5	19	.263	8	24	32	1.1	28	0	7	6	3	6	25	0.8
All*	64	0	459	7.2	38	66	.576	0	0	.000	15	44	.341	37	70	107	1.7	71	0	16	27	10	9	91	1.4

2019-20 GAME BY GAME
NOTING WALKER

- Walker is sitting out the 2019-20 season after transferring from Tennessee and will have two seasons of eligibility remaining
- Played in 30 games at Tennessee in 2018-19 as the Volunteers reached the NCAA Sweet 16
- Helped the Volunteers to an SEC title in 2017-18, playing in 34 games and averaging 1.9 points and 2.2 rebounds per outing
- A four-star prospect by ESPN who played at Sunrise (Kan.) Christian Academy, averaging 14 points and seven rebounds per game in 2016-17
- Played on MOKAN Elite AAU program with NBA first-round picks Trae Young and Michael Porter Jr.
- Spent freshman-junior years at Raytown High School, the alma mater of former Husker great Tyronn Lue


#45 DALANO BANTON | 6-8 | 195 | So. | G | Toronto, Ontario, Canada

CAREER STATS

Year	GP	GS	Min	Avg	Total							Rebounds													
					FG	FGA	Pct	3FG	3FGA	Pct	FT	FTA	Pct	Off	Def	Tot	Avg	PF	FO	Ast	TO	Blk	Stl	Pts	Avg
2018-19*	31	12	469	15.1	39	96	.406	8	37	.216	19	34	.559	16	76	92	3.0	27	0	65	52	16	14	105	3.4
All*	31	12	469	15.1	39	96	.406	8	37	.216	19	34	.559	16	76	92	3.0	27	0	65	52	16	14	105	3.4

NOTING BANTON

- Transfer from Western Kentucky who will sit out the 2019-20 season and have three years of eligibility remaining
- Reclassified to the class of 2018 to play at Western Kentucky, where he averaged 3.4 points, 3.0 rebounds and 2.1 assists per game
- Made 12 starts and his best performance was a 13-rebound, 10-assist, eight-point effort in a win over No. 15 Wisconsin
- Top 100 recruit (Rivals and 247Sports) who played at Redemption (N.Y.) Christian Academy and was named conference MVP in his final year at the school
- Played in the BioSteel All-Canadian Game, finishing with 19 points on 9-of-16 shooting, eight rebounds and three steals

UC RIVERSIDE 66, NEBRASKA 47



Official Basketball Box Score - Final
UC Riverside at Nebraska
 11/09/19 Pinnacle Bank Arena, Lincoln
 Nebraska vs. UC Riverside

Game Time: 8:06 PM
 Game Duration: 1:54
 Attendance: 15,745

Officials: Lamont Simpson, Chris Beaver, Steve Horvack

UC Riverside - 66

Record: 1-0

NO. Name	Min	FG	3P	FT	Rebounds	Fouls	TP	AS	TO	ST	Blocks	BS	BA	+	-
		M/A	M/A	M/A	OR DR	PF					BS	BA			
25 Collan McRae	C 29:01	4-9	0-0	1-2	4 2	4	2	9	2	3	2	1	3	9	
0 Dragun Elkaz	G 31:20	5-9	4-8	0-0	1 4	5	4	0	14	0	0	0	0	14	
13 Khy Kabbells	G 16:34	1-6	0-1	0-0	2 2	0	0	2	2	1	1	0	0	2	
22 Dominick Pickett	G 25:43	2-7	2-4	4-5	0 1	1	2	3	10	0	1	0	0	1	2
35 George Willborn III	G 29:18	6-11	1-2	0-0	4 14	18	4	0	13	2	6	3	0	0	7
3 DJ McDonald	22:48	4-6	4-6	3-3	0 2	2	1	3	15	0	2	0	0	0	21
5 Zyon Pullin	26:18	1-4	1-3	0-0	0 0	0	1	3	3	2	2	0	0	0	22
11 Zac Watson	18:58	0-3	0-1	0-0	4 8	12	2	0	4	1	2	1	0	0	18
Team					2 1	3	0	2	0	2					
Totals		23-55	12-25	5-9	13 36	49	18	11	66	12	18	8	2	6	19

Technical Fouls: NONE

Nebraska - 47

Record: 6-1

NO. Name	Min	FG	3P	FT	Rebounds	Fouls	TP	AS	TO	ST	Blocks	BS	BA	+	-
		M/A	M/A	M/A	OR DR	PF					BS	BA			
24 Yvan Ouedraogo	F 20:45	4-6	0-0	1-4	0 3	3	1	3	9	1	1	2	1	0	-6
3 Cam Mack	G 32:22	4-13	2-5	1-2	3 6	9	1	4	11	3	2	0	1	0	-16
11 Dachon Burke	G 22:42	2-7	0-3	3-4	0 2	2	0	2	7	0	2	1	0	0	-7
22 Haanif Cheatham	G 25:59	0-3	0-2	1-2	0 2	2	0	2	1	3	1	1	0	0	-14
23 Jerry Green	G 32:20	2-9	1-5	0-2	1 1	2	5	2	5	2	3	2	3	0	-9
1 Kevin Cross	14:01	1-10	1-6	1-2	3 0	3	2	1	4	0	0	0	0	0	-5
25 Matej Kavas	24:39	3-5	2-3	2-3	0 1	1	1	2	10	1	0	0	0	0	-22
34 Thorir Thorbjarnarson	15:03	0-0	0-0	0-0	1 3	4	0	0	1	0	0	0	0	0	-6
15 Samari Curtis	09:31	0-1	0-1	0-0	0 0	0	0	0	0	1	0	0	0	0	-9
0 Akol Arop	01:19	0-1	0-0	0-0	1 0	1	0	0	0	0	0	0	0	0	-1
30 Charlie Easley	01:19	0-0	0-0	0-0	1 0	1	0	0	0	0	0	0	0	0	-1
Team					0 1	1	0	0	0	0					
Totals		16-55	6-26	9-19	9 20	29	11	18	47	12	11	6	2	2	-19

Technical Fouls: NONE

UCR	NEB
Biggest lead	20 (2 nd 1:19) 9 (1 st 13:12)
Best Scoring Run	9 (2 nd 13:09) 9 (1 st 13:12)
Lead Changes	4
Times Tied	5
Time with Lead	24:14 12:38

Game Notes: Actual Attendance 11,725+

SOUTHERN UTAH 79, NEBRASKA 78 (2OT)



Official Basketball Box Score - Final
Southern Utah at Nebraska
 11/09/19 Pinnacle Bank Arena, Lincoln, NE
 Nebraska vs. Southern Utah

Game Time: 1:01 PM
 Game Duration: 2:32
 Attendance: 15,829

Officials: Bill R, Donnie Epply, Brandon Cruz

Southern Utah - 79

Record: 2-0

NO. Name	Min	FG	3P	FT	Rebounds	Fouls	TP	AS	TO	ST	Blocks	BS	BA	+	-
		M/A	M/A	M/A	OR DR	PF					BS	BA			
25 Dwayne Morgan	F 35:11	6-16	0-4	7-8	4 7	11	4	5	19	1	4	2	1	1	-3
32 Andre Adams	F 25:10	4-7	0-0	1-1	3 8	11	4	1	8	0	1	0	0	0	-5
3 John Knight III	G 21:12	1-7	0-1	0-0	1 1	2	1	1	2	1	3	0	3	1	-16
4 Dre Marin	G 37:56	3-10	2-8	2-2	0 5	5	2	1	10	3	1	0	1	0	11
23 Cameron Oluyitan	G 37:54	5-11	1-4	0-0	1 6	7	3	2	11	0	1	1	0	0	2
1 Jakob By Long	36:49	4-8	0-1	2-2	1 1	2	1	2	1	0	2	3	4	0	0
15 Harrison Butler	22:27	3-7	0-0	0-2	0 5	4	2	6	2	0	0	0	0	2	9
12 Maizen Fausett	23:11	5-10	1-5	2-6	2 6	8	0	4	13	1	3	0	1	0	6
14 Daouda Ndiaye	10:10	0-0	0-0	0-0	1 1	2	1	0	0	0	0	0	1	0	-1
Team					2 3	5	0	2	0	2					
Totals		31-76	4-23	13-21	15 43	58	23	17	79	10	18	7	7	5	1

Shooting By Period	1 st	2 nd	3 rd	4 th	OT
1 st FG%	12-29 41.4%				
3PT%	4-10 40.0%				
FT%	4-4 100%				
2 nd FG%	11-26 42.3%				
3PT%	6-15 40.0%				
FT%	4-5 80%				
GMFG%	23-55 41.8%				
3PT%	12-25 48.0%				
FT%	6-9 88.9%				
Dead Ball Rebounds:	0, 0				

Nebraska - 78

Record: 6-2

NO. Name	Min	FG	3P	FT	Rebounds	Fouls	TP	AS	TO	ST	Blocks	BS	BA	+	-
		M/A	M/A	M/A	OR DR	PF					BS	BA			
24 Yvan Ouedraogo	F 13:59	1-6	0-0	0-0	2 3	5	1	0	2	0	2	0	0	3	10
3 Cam Mack	G 41:41	5-14	0-6	3-6	1 6	7	2	5	13	1	3	2	1	0	-4
11 Dachon Burke	G 33:58	4-10	1-4	4-4	0 4	4	3	13	2	1	1	1	0	0	-3
22 Haanif Cheatham	G 35:34	1-3	0-0	2-5	0 5	5	3	5	4	1	1	2	1	1	3
23 Jerry Green	G 45:34	6-18	2-8	4-6	2 6	8	2	4	18	1	2	3	1	2	-6
1 Kevin Cross	35:50	8-15	1-3	2-2	3 2	5	1	2	19	0	2	0	1	1	-9
25 Matej Kavas	18:47	0-3	0-2	2-4	0 2	2	2	2	2	0	0	0	0	0	-2
15 Samari Curtis	03:06	0-1	0-0	0-0	0 0	0	0	0	0	0	0	0	0	0	-1
34 Thorir Thorbjarnarson	21:31	2-3	1-2	2-2	0 4	4	1	2	7	0	1	1	0	0	0
Team					2 2	4	0	0	0	0					
Totals		27-73	5-26	19-29	10 34	44	17	23	78	15	13	9	5	7	-1

Technical Fouls: Marin 2nd OT 2:39

SU	NEB
Biggest lead	3 (2 nd 0:05) 14 (1 st 4:10)
Best Scoring Run	7 (2 nd 14:12) 9 (1 st 4:10)
Lead Changes	9
Times Tied	7
Time with Lead	05:22 37:14

Game Notes: Actual Attendance 11,473+

NEBRASKA 90, SOUTH DAKOTA STATE 73



Official Basketball Box Score - Final
South Dakota St. at Nebraska
 11/15/19 Pinnacle Bank Arena, Lincoln
 Nebraska vs. South Dakota State

Game Time: 8:05 PM
 Game Duration: 1:55
 Attendance: 15,946

Officials: Steve McLunkins, Lewis Garrison, Edwin Young

South Dakota St. - 73

Record: 3-2

NO. Name	Min	FG	3P	FT	Rebounds	Fouls	TP	AS	TO	ST	Blocks	BS	BA	+	-
		M/A	M/A	M/A	OR DR	PF					BS	BA			
32 Matt Dentlinger	F 21:17	4-6	0-0	0-0	1 1	2	1	4	8	0	2	0	0	0	-16
35 Douglas Wilson	F 32:31	6-12	0-0	3-6	8 6	14	1	5	15	1	2	0	2	1	-21
0 Brandon Key	G 30:27	3-10	0-1	6-8	1 1	2	3	5	12	3	1	1	1	0	-15
11 Noah Freidel	G 16:01	3-7	0-2	0-0	1 1	2	3	0	6	0	1	0	1	1	-19
34 Alex Arians	G 22:27	3-7	2-5	0-0	0 4	4	1	1	8	0	3	1	0	0	-11
31 Baylor Scheierman	23:31	3-10	0-4	0-0	0 8	4	0	6	2	0	0	0	0	0	-2
23 Owen King	09:12	0-1	0-0	0-0	1 1	2	1	0	0	0	0	0	0	0	-2
50 David Wingett	22:08	2-8	1-5	0-1	0 4	4	3	1	5	1	2	1	0	0	-6
2 Tray Buchanan	17:08	5-8	0-2	3-3	0 2	2	1	2	13	0	1	1	0	1	-3
1 Matt Mims	04:00	0-1	0-0	0-0	0 0	0	0	0	0	0	0	0	0	0	7
22 Aaron Flegan	01:18	0-0	0-0	0-0	0 0	0	0	0	0	0	0	0	0	0	3
Team					3 2	5	0	1	0	1					
Totals		29-70	3-21	12-18	14 30	44	20	19	73	7	13	5	4	3	-17

Technical Fouls: NONE

Nebraska - 90

Record: 1-2



2019-20 Nebraska Men's Basketball Combined Team Statistics

Game Records

Record	Overall	Home	Away	Neutral
ALL GAMES	5-7	3-3	0-3	2-1
CONFERENCE	1-1	1-0	0-1	0-0
NON-CONFERENCE	4-6	2-3	0-2	2-1

Score by Periods

Team	1st	2nd	OT	TOT
Nebraska	404	462	30	896
Opponents	410	482	30	922

Team Box Score

No.	Player				Total			3-Point		F-Throw		Rebounds											
		GP-GS	MIN	AVG	FG-FGA	FG%	3FG-FGA	3FG%	FT-FTA	FT%	OFF	DEF	TOT	AVG	PF	DQ	A	TO	BLK	STL	PTS	AVG	
11	BURKE, Dachon	12-12	344:43	28.7	58-134	.433	19-50	.380	26-46	.565	9	37	46	3.8	21	0	16	13	7	18	161	13.4	
3	MACK, Cam	12-10	419:49	35.0	55-124	.444	17-45	.378	29-50	.580	14	44	58	4.8	34	1	80	36	4	17	156	13.0	
22	CHEATHAM, Haanif	12-12	404:55	33.7	58-108	.537	8-28	.286	29-45	.644	5	51	56	4.7	19	0	19	15	3	10	153	12.8	
23	GREEN, Jervay	10-9	299:31	30.0	33-89	.371	16-52	.308	14-26	.538	10	38	48	4.8	23	1	26	21	5	10	96	9.6	
1	CROSS, Kevin	12-0	229:44	19.1	35-86	.407	10-38	.263	7-16	.438	15	35	50	4.2	17	0	12	16	6	1	87	7.3	
34	THORBJARNARSON, Thorir	12-4	267:25	22.3	29-59	.492	15-33	.455	10-13	.769	3	37	40	3.3	20	0	5	11	2	7	83	6.9	
25	KAVAS, Matej	12-1	209:52	17.5	23-61	.377	13-41	.317	10-14	.714	0	13	13	1.1	14	0	7	6	1	2	69	5.8	
24	OUEDRAOGO, Yvan	12-12	244:38	20.4	28-69	.406	0-0	.000	13-32	.406	28	41	69	5.8	16	0	6	18	4	6	69	5.8	
15	CURTIS, Samari	8-0	49:18	6.2	4-10	.400	4-9	.444	2-2	1.000	0	7	7	0.9	5	0	1	2	1	0	14	1.8	
30	EASLEY, Charlie	8-0	23:03	2.9	2-3	.667	0-0	.000	2-4	.500	1	1	2	0.3	2	0	1	2	0	0	6	0.8	
0	AROP, Akol	5-0	07:03	1.4	0-2	.000	0-1	.000	2-2	1.000	0	6	6	1.2	0	0	0	1	1	0	2	0.4	
Team																							
Total		12			325-745	.436	102-297	.343	144-250	.576	103	327	430	35.8	171	2	173	144	34	71	896	74.7	
Opponents		12			355-839	.423	93-321	.290	119-168	.708	181	383	564	47.0	220	-	158	172	55	70	922	76.8	

Team Statistics

	Nebr	OPP
Scoring	896	922
Points per game	74.7	76.8
Scoring margin	-2.1	-
Field goals-att	325-745	355-839
Field goal pct	.436	.423
3 point fg-att	102-297	93-321
3-point FG pct	.343	.290
3-pt FG made per game	8.5	7.8
Free throws-att	144-250	119-168
Free throw pct	.576	.708
F-Throws made per game	12.0	9.9
Rebounds	430	564
Rebounds per game	35.8	47.0
Rebounding margin	-11.2	-
Assists	173	158
Assists per game	14.4	13.2
Turnovers	144	172
Turnovers per game	12.0	14.3
Turnover margin	+2.3	-
Assist/turnover ratio	1.2	0.9
Steals	71	70
Steals per game	5.9	5.8
Blocks	34	55
Blocks per game	2.8	4.6
Winning streak	0	-
Home win streak	0	-
Attendance	94114	40423
Home games-Avg/Game	6-15686	3-13474
Neutral site-Avg/Game	-	3-746

Team Results

Date	Opponent		Score	Att.
11/05/19	UC Riverside	L	47-66	15745
11/09/19	Southern Utah	L	78-79	15828
11/15/19	South Dakota St.	W	90-73	15946
11/22/19	Southern U.	W	93-86	15931
11/25/19	vs Washington St.	W	82-71	660
11/26/19	vs George Mason	L	66-85	1066
11/27/19	vs South Fla.	W	74-67	512
12/04/19	at Georgia Tech	L	56-73	5133
12/07/19	at Creighton	L	76-95	18068
12/13/19	at Indiana	L	90-96	17222
12/15/19	Purdue	W	70-56	15654
12/21/19	North Dakota	L	74-75	15010