

# N NEBRASKA BASKETBALL

## 2019-20 GAME NOTES

The Nebraska men's basketball team finally returns to Pinnacle Bank Arena Sunday afternoon, as the Huskers host Purdue in its Big Ten home opener.

Tipoff at Pinnacle Bank Arena is slated for 3 p.m. and a limited number of tickets are available for purchase by visiting Huskers.com/Tickets or at the Pinnacle Bank Arena box office beginning 90 minutes prior to tipoff. Sunday's game will also feature a halftime performance from the KC Disc Dogs.

Sunday's game will be televised nationally on BTN with Cory Provus and Shon Morris on the call. The game will also be available on the Fox Sports app on tablets, computers and mobile devices.

Fans can follow all of the action across the state of Nebraska on the Learfield-IMG Husker Sports Network with Kent Pavelka and Jake Muhleisen on the call. The game will also be available on Huskers.com, the Huskers app and Tuneln radio. The pregame show begins one hour prior to tipoff.

Nebraska (4-6) is home for the first time since Nov. 22, as the Huskers wrapped up a six-game road trip with a heartbreaking 96-90 overtime loss at Indiana Friday evening. Dachon Burke's season-high 25 points paced four Huskers in double figures, as Nebraska overcame an eight-point deficit in the final four minutes, capped by Burke's game-tying 3-pointer with 1.0 second left in regulation. Haanif Cheatham added 21 points, while Cam Mack finished with 15 points and 10 assists in a losing effort.

Purdue is 6-3 on the season and has been off since a 58-44 win over Northwestern last Sunday. The Boilermakers held Northwestern to 34 percent shooting in its Big Ten opener and put three players in double figures, led by Sasha Stefanovic's 14-point effort. Purdue is second in the Big Ten in scoring defense at 54.8 ppg and has held its last seven opponents to 65 points or less. Junior center Matt Haarms anchors the Boilermaker defense, as he averages 11.7 points, 6.3 rebounds and 2.2 blocked shots per game.

Following Sunday's contest, the Huskers will be off for finals before returning to the court on Saturday, Dec. 21, to take on North Dakota at 5 p.m.

### GAME MATCHUP

#### NEBRASKA CORNHUSKERS

2019-20 Record: 4-6 (0-1 Big Ten)  
Head coach: Fred Hoiberg  
Record at Nebraska: 4-6 (1st year)  
Career NCAA Record: 119-62 (6th year)

#### PURDUE BOILERMAKERS

2019-20 Record: 6-3 (1-0 Big Ten)  
Head coach: Matt Painter  
Record at Purdue: 326-162 (14th year)  
Career Record: 351-167 (15th year)

#### BROADCAST INFO

**Television:** BTN  
Play-by-play: Cory Provus  
Analyst: Shon Morris  
**Online Broadcast:** Fox Sports App  
**Radio:** Learfield-IMG Husker Sports Network, including 590 AM (Omaha), 1400 AM (Lincoln) and 880 AM (Lexington)  
Play-by-play: Kent Pavelka  
Analyst: Jake Muhleisen  
**Online Radio:** Available on Huskers.com, Huskers App, Tuneln.com/Huskers and Tuneln App.  
**Sirius (Internet):** 372 **XM:** Ch. 372

### PLAYER SPOTLIGHT

Thorir Thorbjarnarson has set career bests in points in each of the last three games, including 17 points in Friday's overtime loss at Indiana. He is averaging 13.3 points per game over NU's last three games after not reaching double figures in his career until Dec. 4 at Georgia Tech.



### NEBRASKA VS. PURDUE

# 11

**GAME DETAILS**  
Date: Sunday, Dec. 15  
Time: 3:01 p.m. (CT)  
Location: Lincoln, Neb.  
Arena: Pinnacle Bank Arena  
Tickets: Huskers.com/Tickets

**MEDIA INFO**  
TV: BTN  
Online Video: Fox Sports App  
Radio: Learfield-IMG HSN  
Internet Audio: Huskers.com  
Huskers app/Tuneln

### 2019-20 SCHEDULE

Date	Opponent	TV/Internet	Result
Tues., Nov. 5	UC Riverside	BTN	L, 47-66
Sat., Nov. 9	Southern Utah	BTN+	L, 78-79 (2OT)
Fri., Nov. 15	South Dakota St.	BTN	W, 90-73
Fri., Nov. 22	Southern	BTN+	W, 93-86 (OT)

#### CAYMAN ISLANDS CLASSIC

Mon., Nov. 25	vs. Washington St.	FloHoops.com	W, 82-71
Tues., Nov. 26	vs. George Mason	FloHoops.com	L, 66-85
Wed., Nov. 27	vs. South Florida	FloHoops.com	W, 74-67

#### BIG/ACC CHALLENGE

Wed., Dec. 4	at Georgia Tech	ESPNU	L, 56-73
Sat., Dec. 7	at Creighton	FS1	L, 74-95
Fri., Dec. 13	at Indiana*	BTN	L, 90-96 (OT)
Sun., Dec. 15	Purdue*	BTN	3 p.m.
Sat., Dec. 21	North Dakota	BTN+	5 p.m.
Sun., Dec. 29	TAMU-CC	BTN	1 or 3 p.m.
Fri., Jan. 3	Rutgers*	BTN	7 p.m.
Tues., Jan. 7	Iowa*	BTN	8 p.m.
Sat., Jan. 11	at Northwestern*	BTN	TBA
Tues., Jan. 14	at Ohio State*	FS1	5:30 p.m.
Sat., Jan. 18	Indiana*	BTN	6 p.m.
Tues., Jan. 21	at Wisconsin*	BTN	8 p.m.
Sat., Jan. 25	at Rutgers*	BTN	1 p.m.
Tues., Jan. 28	Michigan*	ESPN/2/U	6 p.m.
Sat., Feb. 1	Penn State*	BTN	6 p.m.
Sat., Feb. 8	at Iowa*	BTN	5 p.m.
Tues., Feb. 11	at Maryland*	BTN	7:30 p.m.
Sat., Feb. 15	Wisconsin*	BTN	1:15 p.m.
Thurs., Feb. 20	Michigan State*	FS1	7:30 p.m.
Mon., Feb. 24	at Illinois*	BTN	7 p.m.
Thurs., Feb. 27	Ohio State*	ESPN/2	8 p.m.
Sun., March 1	Northwestern*	BTN	3:15 p.m.
Thurs., March 5	at Michigan*	FS1	5:30 p.m.
Sun., March 8	at Minnesota*	BTN	Noon

#### Big Ten Tournament

Wed., March 11	at Big Ten First Round	BTN	TBA
Thurs., March 12	at Big Ten Second Round	BTN	TBA
Fri., March 13	at Big Ten Quarterfinals	BTN	TBA
Sat., March 14	at Big Ten Semifinals	CBS	TBA
Sun., March 15	at Big Ten Championship	CBS	2:30 p.m.

#### NCAA Tournament

March 17-April 6	NCAA Tournament	TBD	TBA
------------------	-----------------	-----	-----

Notes: \*Big Ten Conference Game; All times listed are central and subject to change. Home games are in red and bold.

### 2019-20 ROSTER AT A GLANCE

No	Name	Pos.	Ht.	Wt.	Yr.	Hometown	GP/GS	MPG	PPG	RPG	APG
0	Akol Arop	F	6-6	200	Fr.	Omaha, Neb.	5/0	1.2	0.4	1.2	0.0
1	Kevin Cross	F	6-8	240	Fr.	Little Rock, Ark.	10/0	19.2	7.1	3.8	0.8
3	Cam Mack	G	6-2	175	So.	Austin, Texas	10/8	34.9	12.6	4.1	6.1
4	Shamiel Stevenson- #	G/F	6-6	245	Jr.	Toronto, Ontario, Canada	Will sit out 2019-20 season				
11	Dachon Burke Jr.	G	6-4	180	Jr.	Orange, N.J.	10/10	28.1	13.3	3.6	1.3
13	Derrick Walker - #	F	6-8	235	Jr.	Kansas City, Mo.	Will sit out 2019-20 season				
21	Jace Piatkowski	G	6-3	175	Fr.	Omaha, Neb.	Will redshirt in 2019-20				
22	Haanif Cheatham	G	6-5	194	Sr.	Fort Lauderdale, Fla.	10/10	33.5	13.4	5.3	1.5
23	Jervay Green	G	6-3	210	Jr.	Denver, Colo.	9/9	31.4	10.3	4.9	2.7
24	Yvan Ouedraogo	F	6-9	260	Fr.	Bordeaux, France	10/10	20.3	5.4	5.5	0.5
25	Matej Kavas	G	6-8	205	Sr.	Ljubljana, Slovenia	10/1	17.5	5.3	1.0	0.6
30	Charlie Easley	G	6-2	190	Fr.	Lincoln, Neb.	6/0	1.7	0.7	0.2	0.2
34	Thorir Thorbjarnarson	G	6-6	206	Jr.	Reykjavik, Iceland	10/2	21.8	6.8	3.4	0.3
44	Bret Porter	F	6-6	215	Fr.	Omaha, Neb.	Will redshirt in 2019-20				
45	Dalano Banton - #	G	6-8	195	So.	Toronto, Ontario, Canada	Will sit out 2019-20 season				

#-Sitting out after transferring

## 2019-20 NUMERICAL ROSTER

No.	VL	Name	Pronunciation	Pos.	Ht.	Wt.	Yr.	Hometown	Previous School
0		Akol Arop	A-call uh-rope	F	6-6	200	Fr.	Omaha, Neb.	Creighton Prep HS
1		Kevin Cross		F	6-8	240	Fr.	Little Rock, Ark.	Mills University Studies HS
3		Cam Mack		G	6-2	175	So.	Austin, Texas	Salt Lake CC
4		Shamiel Stevenson	Sha-meal	G	6-6	245	Jr.	Toronto, Ontario, Canada	University of Nevada
11		Dachon Burke Jr.	DAY-shawn	G	6-4	180	Jr.	Orange, N.J.	Robert Morris
13		Derrick Walker		F	6-8	235	Jr.	Kansas City, Mo.	University of Tennessee
21		Jace Piatkowski	Pie-it-COW-ski	G	6-3	175	Fr.	Omaha, Neb.	Elkhorn South HS
22		Haanif Cheatham	Hah-NEEF CHEE-tum	G	6-5	194	Sr.	Fort Lauderdale, Fla.	Florida Gulf Coast University
23		Jervay Green		G	6-3	210	Jr.	Denver, Colo.	Western Nebraska CC
24		Yvan Ouedraogo	I-van OOH-drah-oh-goh	F	6-9	260	Fr.	Bordeaux, France	INSEP
25		Matej Kavaz	MAH-tey KAH-vahs	G	6-8	205	Sr.	Ljubljana, Slovenia	Seattle University
30		Charlie Easley		G	6-2	190	Fr.	Lincoln, Neb.	Pius X HS
34	**	Thorir Thorbjarnarson	Thor-EAR thorb-YAR-nar-son	G	6-6	206	Jr.	Reykjavik, Iceland	Menntaskólinn i Reykjavik
44		Bret Porter		F	6-6	215	Fr.	Omaha, Neb.	Millard North HS
45		Dalano Banton	duh-LAH-no BAN-ten	G	6-8	195	So.	Toronto, Ontario, Canada	Western Kentucky University

## 2019-20 COACHING STAFF

Name	Pronunciation	Title	Year at Nebraska	Alma Mater (Year)
Fred Hoiberg		Head Coach	First	Iowa State (1995)
Matt Abdelmassih	Abdel-massey	Assistant Coach	First	St. John's (2007)
Doc Sadler		Assistant Coach	First as Asst./Seventh	Arkansas (1982)
Armon Gates		Assistant Coach	Second	Kent State (2006)
Bobby Lutz	Lootz	Special Assistant to the Head Coach	First	UNC Charlotte (1980)
Tim Wilson		Basketball Strength Coach	Ninth	Nebraska (1981)
Matt Holt		Video Coordinator	Third	New Haven (2013)
Luca Virgilio	Vir-Jill-e-o	Director of Basketball Operations	First	Universita degli Studi di Roma Tre (2012)
Bertram "Buzzy" Caruthers		Director of Player Development	First	Hampton (2006)
Vince Fritz		Graduate Manager	Second	Missouri Southern (2018)
John Harris Jr.		Graduate Manager	First	Benedictine (2017)

## TEAM COMPARISON

Nebraska Cornhuskers 2019-20 Team Statistics (Record: 4-6)			Purdue Boilermakers 2019-20 Team Statistics (Record: 6-3)		
Category	Nebraska	OPP	Category	Purdue	OPP
SCORING	752	791	SCORING	620	493
Points per game	75.2	79.1	Points per game	68.9	54.8
Scoring margin	-3.9	-	Scoring margin	+14.1	
FIELD GOALS-ATT	271-625	302-699	FIELD GOALS-ATT	228-525	176-465
Field goal pct	.434	.432	Field goal pct	.434	.378
3 POINT FG-ATT	82-246	76-255	3 POINT FG-ATT	66-202	47-182
3-point FG pct	.333	.298	3-point FG pct	.327	.258
3-pt FG made per game	8.2	7.6	3-pt FG made per game	7.3	5.2
FREE THROWS-ATT	128-225	111-155	FREE THROWS-ATT	98-148	94-140
Free throw pct	.569	.716	Free throw pct	38.7	29.7
F-Throws made per game	12.8	11.1	F-Throws made per game	10.9	10.4
REBOUNDS	350	481	REBOUNDS	348	267
Rebounds per game	35.0	48.1	Rebounds per game	38.1	29.1
Rebounding margin	-13.1	-	Rebounding margin	+ 9.0	--
ASSISTS	137	135	ASSISTS	133	95
Assists per game	13.7	13.5	Assists per game	14.8	10.6
TURNOVERS	122	150	TURNOVERS	104	129
Turnovers per game	12.2	15.0	Turnovers per game	11.6	14.3
Turnover margin	+2.8	-	Turnover margin	+ 2.7	
Assist/turnover ratio	1.1	0.9	Assist/turnover ratio	1.3	0.7
STEALS	57	62	STEALS	62	49
Steals per game	5.7	6.2	Steals per game	6.9	5.4
BLOCKS	31	47	BLOCKS	35	29
Blocks per game	3.1	4.7	Blocks per game	3.9	3.2

## NUMBERS TO KNOW

**.542** - Thorir Thorbjarnarson leads the Big Ten in 3-point percentage entering Saturday's action. He is 13-of-24 from long range this season after going a combined 6-of-28 behind the 3-point stripe in his first two years.

**4** - Double-digit scoring performances from Kevin Cross, which is the most by a Husker freshman since 2016-17 (5-Jeriah Horne and 4-Jordy Tshimanga).

**5.5** - Rebounds per game for freshman Ivan Ouedraogo, which is fourth among all Big Ten freshmen. His rebounds per game is on track to be the highest by a Husker freshman since Aleks Maric grabbed 6.3 rebounds per game in 2005-06.

**8** - Nebraska has had eight of its nine eligible scholarship players reach double figures this season. The Huskers have four players currently averaging double figures.

**19** - Assists by Nebraska at Indiana on Friday, matching a season high. As a team, the Huskers have a 1.12-to-1 assist-to-turnover ratio.

**40+** - Nebraska had four players play over 40 minutes in the overtime loss at Indiana. It marked the first time in at least 15 seasons.

**50** - Returning point total from last season, all by Thorir Thorbjarnarson. That is the lowest by any power conference team since the 2009-10 season.

**PROBABLE STARTERS**



#3 Cam Mack | G | So. | 6-2 | 175 | Austin, Texas

**2019-20 Averages:** PPG: 12.6 | RPG: 4.1 | APG: 6.1

**Worth Noting:** Is fourth in the Big Ten in assists...Totaled 15 points and 10 assists at Indiana, his second double-double of the year...Finished with 10 points, eight rebounds and six assists against Washington State...Scored a season-high 24 points vs. South Dakota State...Nearly recorded a triple double vs. Southern Utah with 13 points, 11 assists and seven boards...Rated the top point guard & No. 3 overall recruit by JUCORecruiting.com in 2019...Averaged 19.1 points, 7.6 assists, 5.9 rebounds and 2.4 steals per game at Salt Lake City CC...Totaled five 30-point games, including a 40-point outburst against Casper College...Dished out 10 or more assists nine times, including a season-best 14 in one contest.

**Collegiate Career Bests:** Pts: 24 | Reb: 9 | Ast: 11 | Stl: 3



#11 Dachon Burke Jr. | G | Jr. | 6-4 | 180 | Orange, N.J.

**2019-20 Averages:** PPG: 13.3 | RPG: 3.6 | APG: 1.3 | SPG: 1.3

**Worth Noting:** Led Nebraska with 25 points, including 4-of-8 from 3-point range, at Indiana...Scored a season-high 21 points on 8-of-11 shooting vs.USF...Had 12 of his 14 points in the first half and added five steals vs. George Mason...Had 17 points and seven boards vs. So. Dakota State...Sat out 2018-19 season after two years at Robert Morris...Was a second-team All-Northeast Conference pick in 2017-18, averaging 17.6 points, 5.8 rebounds and 2.1 steals per game...Ranked fourth in the NEC in scoring and led the lead in steals as a sophomore...Totaled 30 double-figure efforts in 2017-18...Played in 33 games as a freshman and averaged 7.6 ppg...Prepped at Coastal Academy, where he averaged 17.2 points, 6.0 assists and 4.0 rebounds per game.

**Collegiate Career Bests (including Robert Morris):** Pts: 29 | Reb: 14 | Ast: 6 | Stl: 6



#34 Thorir Thorbjarnarson | G | Jr. | 6-6 | 206 | Reykjavik, Iceland

**2018-19 Averages:** PPG: 6.8 | RPG: 3.4

**Worth Noting:** Has moved into the starting lineup the last two games, and is averaging 14.5 ppg in that stretch...Comes off a career-high 17 point effort at Indiana, including 3-of-5 from 3-point range...Had 12 points, including 4-of-5 from 3-point range, in a start at Creighton...Totaled 11 points and seven boards at Georgia Tech...Averaged 10 ppg playing for Iceland National Team at the Games of the Small States of Europe...Started seven times in 2019, including all five postseason games...Grabbed a career-high 10 rebounds against No. 24 Wisconsin as a sophomore...NU's first scholarship player from Iceland and been playing for the senior national team since 2017.

**Collegiate Career Bests:** Pts: 17 | Reb: 10 | Ast: 4 | Stl: 5



#22 Haanif Cheatham | G | Sr. | 6-5 | 194 | Fort Lauderdale, Fla.

**2019-20 Averages:** PPG: 12.6 | RPG: 5.2 | APG: 1.3

**Worth Noting:** Averaging 16.1 ppg on 58 percent shooting in his last eight games...Had 21 points, six boards and three assists at Indiana...Recorded first career double-double with 14 pts. and 11 reb. at Georgia Tech...Had a career-high 26-point effort vs. USF...Totaled 19 points and seven caroms vs. WSU...Spent 2018-19 season at FGCU, averaging 13.2 ppg and 4.8 rpg before shoulder surgery...Spent two-plus seasons at Marquette where he started 63 games...Was chosen as the team's best defender in 2015-16 and 2016-17...Averaged 11.8 ppg as a freshman to earn Big East All-Freshman team honors...Was a top-100 recruit at Pembroke Pines Charter High School, where he averaged 24.0 points, 5.0 rebounds and 3.0 assists per game.

**Collegiate Career Bests (including Marquette/FGCU):** Pts: 26 | Reb: 11 | Ast: 6 (3x) | Stl: 3 (4x)



#24 Yvan Ouedraogo | F | Fr. | 6-9 | 260 | Bordeaux, France

**2019-20 Averages:** PPG: 5.4 | RPG: 5.5

**Worth Noting:** Nearly had a double-double vs. Indiana with nine points and 10 boards in 33 minutes...Grabbed seven boards in 23 minutes at Georgia Tech...Scored a season-high 11 points vs. Southern...Grabbed 12 boards and had six points vs. South Dakota State...Top 150 recruit by 247Sports...Played for the French U-18 team at the European Championships, averaging 4.0 points and 3.6 rebounds despite being the second-youngest player on the roster...Attended the National Institute of Sport, Expertise and Performance (INSEP), the same program which produced Clint Capela, Boris Diaw and Tony Parker...Played for French U-16 team in 2018 European Champs., averaging 12.7 ppg and 9.7 rpg.

**Collegiate Career Bests:** Pts: 11 | Reb: 12 | Ast: 2 | Stl: 2 | Bl: 2

**NATIONAL POLLS**

**AP TOP 25 (DEC. 9)**

No	Team (1st)	Record	Points	Prev.
1	Louisville (55)	9-0	1,591	1
2	Kansas (4)	7-1	1,486	2
3	Ohio State (5)	9-0	1,464	6
4	Maryland	10-0	1,428	3
5	Michigan	8-1	1,286	4
6	Gonzaga	10-1	1,235	9
7	Duke	9-1	1,232	10
8	Kentucky	7-1	1,170	8
9	Virginia	8-1	1,060	5
10	Oregon	7-2	905	13
11	Baylor	7-1	872	18
12	Auburn	8-0	836	14
13	Memphis	8-1	756	15
14	Dayton	7-1	672	19
15	Arizona	9-1	654	12
16	Michigan State	6-3	637	11
17	North Carolina	6-3	615	7
18	Butler	9-0	529	24
19	Tennessee	7-1	455	21
20	Villanova	7-2	485	23
21	Florida State	8-2	253	17
22	Seton Hall	6-3	250	16
23	Xavier	9-1	216	NR
24	Colorado	7-1	210	20
25	San Diego State	10-0	197	NR

**Others receiving votes:** Utah State 160, Washington 144, Purdue 130, Indiana 13, Marquette 11, Liberty 9, Saint Mary's 8, Texas 6, Florida 5, Penn State 5, Georgia 4, West Virginia 3, Richmond 3, LSU 2, Duquesne 1, DePaul 1, Virginia Commonwealth 1.

**USA TODAY COACHES POLL (DEC. 9)**

No	Team (1st)	Record	Points	Prev.
1	Louisville (28)	9-0	772	1
2	Ohio State (2)	9-0	717	6
3	Kansas	7-1	714	3
4	Maryland(1)	10-0	693	4
5	Duke	9-1	610	8
6	Gonzaga	10-1	589	9
7	Michigan	8-1	563	5
8	Virginia	8-1	533	2
9	Kentucky	7-1	523	10
10	Auburn	8-0	442	13
11	Baylor	7-1	438	16
12	Dayton	7-1	384	17
13	Oregon	7-2	374	14
14	Arizona	9-1	330	11
15	Michigan State	6-3	291	12
16	North Carolina	6-3	284	7
17	Memphis	8-1	263	20
18	Tennessee	7-1	263	18
19	Butler	9-0	250	24
20	Villanova	7-2	190	22
21	Florida State	8-2	189	19
22	Seton Hall	6-3	131	15
23	Colorado	7-1	100	21
24	San Diego State	10-0	82	NR
25	Washington	7-2	72	NR

**Others receiving votes:** Purdue 68, Xavier 66, Utah State 32, VCU 17, Texas 12, Oklahoma 11, Oklahoma State 10, Indiana 10, LSU 10, DePaul 9, Marquette 8, Wichita State 6, Saint Mary's 4, Stanford 4, Florida 4, Iowa State 2, Creighton 2, Arkansas 1, Texas Tech 1, Liberty 1

**BIG TEN STANDINGS/SCHEDULE (AS OF DEC. 13)**

Team	B1G	Pct.	Overall	Pct.
Ohio State	1-0	1.000	9-0	1.000
Michigan State	1-0	1.000	6-3	.667
Purdue	1-0	1.000	6-3	.667
Maryland	1-1	.500	10-1	.909
Indiana	1-1	.000	10-1	.909
Michigan	1-1	.500	8-2	.800
Penn State	1-1	.500	8-2	.800
Iowa	1-1	.500	8-3	.727
Illinois	1-1	.500	7-3	.700
Rutgers	1-1	.500	7-3	.700
Wisconsin	1-1	.500	5-5	.500
Northwestern	0-1	.000	4-4	.500
Minnesota	0-1	.000	4-5	.444
Nebraska	0-1	.000	4-6	.400

**SCHEDULE Dec.**

6	*Michigan 103, Iowa 91		
7	*Ohio State 106, Penn State 74 Creighton 95, Nebraska 76 *Wisconsin 84, Indiana 64 *Maryland 59, Illinois 58		
8	*Purdue 58, Northwestern 44 *Michigan State 77, Rutgers 65		
9	*Iowa 72, Minnesota 52		
10	Indiana 57, UConn 54 *Penn State 76, Maryland 69		
11	*Rutgers 72, Wisconsin 65 *Illinois 71, Michigan 62		
12	Iowa 84, Iowa St. 68		
13	*Indiana 96, Nebraska 90 (OT)		
14	Michigan State vs. Oakland Oregon at Michigan	11 a.m.	ESPN2
	Alabama at Penn State	1 p.m.	BTN
	Seton Hall at Rutgers	3 p.m.	BTN
	Old Dominion at Illinois	5 p.m.	BTN
15	*Purdue at Nebraska SIU-Edwardsville at Northwestern *Ohio State at Minnesota	3 p.m. 3 p.m. 5:30 p.m.	BTN ESPNU BTN
17	SE Missouri State at Ohio State Purdue at Ohio	6 p.m. 8 p.m.	BTN ESPN2
18	*Michigan State at Northwestern	7 p.m.	BTN
19	Maryland at Seton Hall	6 p.m.	FS1
20	Central Conn. State at Penn State	5 p.m.	BTN
21	Presbyterian at Michigan Indiana vs. Notre Dame Purdue vs. Butler Milwaukee at Wisconsin Ohio State vs. Kentucky Illinois vs. Missouri Minnesota vs. Oklahoma State North Dakota at Nebraska E. Michigan at Michigan State Northwestern at DePaul Cincinnati vs. Iowa	11 a.m. 11 a.m. 1:30 p.m. 4 p.m. 4:15 p.m. 4:30 p.m. 4:30 p.m. 5 p.m. 6 p.m. 7:30 p.m. 8 p.m.	BTN ESPN BTN BTN CBS ESPN2 ESPN2 BTN+ 7 p.m. CBS SportsNet BTN
22	Lafayette at Rutgers	11 a.m.	ESPNU

\*-Conference game

**SCOUTING PURDUE**

After a slow start, Purdue has gotten on a roll and has won five of its last six contests since a 1-2 start. The Boilermakers replaced a trio of starters from last year's Big Ten co-champion team, including All-Big Ten performer Carsen Edwards. Purdue went 26-10 and reached the Elite Eight before falling to eventual champion Virginia in an epic clash.

Since a 10-point loss at Marquette in the Gavitt Games, Purdue has been stout defensively, holding its opponents to under 65 points in each of the last seven contests. The streak included a 29-point win over the Cavaliers and a 14-point win in its Big Ten opener on Dec. 8. On the year, Purdue is holding teams to 54.8 points per game, including 38 percent shooting while limiting teams to 26 percent beyond the arc. Today's game in Lincoln is Purdue's first road game since Nov. 13.

The Boilermakers, who use a nine-man rotation are anchored by junior center Matt Haarms, as the 7-foot-3 center averages 11.7 points on 63 percent shooting, 6.3 rebounds and 2.2

blocked shots per game. Jahaad Proctor, a senior grad transfer who played at High Point for two seasons, leads Purdue in scoring at 14.2 ppg, while sophomore Eric Hunter Jr. chips in 10 points a contest. Over the last two games, Trevion Williams (7.3 ppg, 5.3 rpg) and Sasha Stefanovic (9.3 ppg) have moved into the lineup, as Stefanovic leads Purdue with 10 3-pointers.

**Series History:** Sunday's game between the Huskers and Purdue will be the 22nd all-time meeting between the two programs in a series that dates back to 1947. Purdue holds a 16-5 lead in the all-time series, including a 10-3 mark (9-2 in regular season; 1-1 in Big Ten Tournament) since Nebraska joined the Big Ten in 2011-12. This will mark the first time since the 2014-15 season that Purdue was not ranked at game time.

**LAST MEETING VS. PURDUE**

The Nebraska men's basketball team battled No. 15 Purdue for 40 minutes, but the Huskers came up just short of an upset in a 75-72 loss to the Boilermakers at Pinnacle Bank Arena.

In a close game that featured six ties and 11 lead changes, Nebraska could never quite get over the hump in the second half. The Huskers never led in the second half, despite pulling to within two eight times in the final 20 minutes.

The Huskers received a big game from Glynn Watson Jr., who scored 25 points, including 5-of-9 from the 3-point line. James Palmer Jr. added 15 points and a season-high eight assists, while Thomas Allen had nine points.

Purdue was led by Matt Haarms, who scored 17 points – one shy of his career high – and grabbed nine rebounds. Carsen Edwards, the Big Ten's leading scorer, chipped in 13 points, but the Huskers held him to just 3-of-16 shooting. Ryan Cline also added 13 points for the Boilermakers.

**LAST TIME OUT**

Dachon Burke Jr. poured in a team-high 25 points, including a 3-pointer with two seconds left in regulation to force overtime, but Nebraska fell 96-90 at Indiana Friday night.

Four of five Nebraska starters scored in double figures. Hannif Cheatham contributed 21 points on 7-of-15 shooting. Thorir Thorbjarnarson had a career-high 17 points and was 3-of-5 from 3-point range. Cam Mack scored 15 points and dished out a team-high 10 assists. Yvan Ouedrago chipped in nine points and led the Huskers on the glass, collecting 10 rebounds.

Overall, Nebraska shot 44 percent from the field, including 12-of-32 from behind the 3-point arc, while holding the Hoosiers to 5-of-25 shooting from long distance. The Hoosiers owned a 54 to 31 rebounding advantage, however, and rode freshman Trayce Jackson-Davis' 25 points and 15 rebounds to the overtime victory. For the game, Indiana shot 47 percent from the field and attempted 20 more free throws than the Huskers, making 27-of-38 from the charity stripe.

**DID YOU KNOW**

• Nebraska's four home games entering Sunday's action ties for the lowest total in the Big Ten (with Michigan State and Northwestern). The Huskers wrapped up a stretch of six straight games

**NEBRASKA-PURDUE AT A GLANCE**

- In Lincoln: Purdue leads 6-4  
At Pinnacle Bank Arena: Tied, 2-2
- In West Lafayette: Purdue leads 9-0  
Mackey Arena: Purdue leads 7-0
- In Big Ten Conference games: Purdue leads, 9-2
- In Big Ten Tournament games: Tied, 1-1

**Husker-Boilermaker Superlatives**

- Most consecutive wins (year ended): Nebraska 1 (1956, 1964, 2013, 2014, 2017); Purdue 5 (1978-2013)
- Most points scored: Nebraska, 96, at Lincoln, Neb., Dec. 5, 1964; Purdue, 89, at West Lafayette, Jan. 30, 2016
- Highest combined score: 181, Nebraska, 96, Purdue, 85, at Lincoln, Neb., Dec. 5, 1964
- Biggest winning margin: Nebraska, 19, at Lincoln, Neb., Feb. 23, 2014; Purdue, 22, at West Lafayette, Ind., Dec. 11, 1979

**Big Ten Era (2012-Present)**

Date	Site	Rankings	Result	Neb.	PSU
2-22-12	A	-/-	L	65	83
3-8-12	N	-/-	L	61	79
1-16-13	H	-/-	L	56	65
3-15-13	N	-/-	W	57	55
1-12-14	A	-/-	L	64	70
2-23-14	H	-/-	W	76	57
2-15-15	A	-/-	L	54	66
1-30-16	A	-/21	L	74	89
3-1-16	H	-/15	L	62	81
1-29-17	H	-/20	W	83	80
1-6-18	A	-/13	L	62	74
2-9-19	A	-/15	L	62	81
2-23-19	H	-/15	L	72	75

**WORTH NOTING**

- Nebraska has now played three overtime games this season, one off the school record.
- Dachon Burke Jr. had a season-high 25 points, topping his previous season high of 21 against South Florida.
- It is the second time this year Nebraska has had multiple 20-point scorers (South Florida).
- Thorir Thorbjarnarson posted a career high 17 points, his third consecutive career high.
- Cam Mack posted his second career double-double with 15 points and 10 assists. He joins Lance Jeter as the only Huskers in the last 30 years to have multiple points-assists double-doubles.

**CAREER STATS VS. PURDUE**

Player	GP-GS	Min-Avg	FG-FGA	Pct	3FG-FGA	Pct	FT-FTA	Pct	Off	Def	Tot	Avg	PF	A	TO	Blk	Stl	Pts	Avg
Thorbjarnarson1-1	13-13.0	1-4	.250	1-3	.333	0-0	.000	0	0	0	0.0	0	1	0	0	0	3	3.0	
Cheatham 1-1	30-30.0	2-9	.222	1-3	.333	0-0	.000	0	1	1	1.0	1	0	0	0	0	5	5.0	

away from home, its longest stretch since the 1997-98 season.

- The Huskers have already played three overtime games in the first five weeks of the 2019-20 season. NU's single-season record is four, set five times, most recently in 2007-08. Heading into Saturday's action, Nebraska has played in three of the Big Ten's six overtime games, while the Huskers' three overtime games is third nationally and leads all power conference teams.

- One of the biggest points of emphasis for Hoiberg and his staff has been to shoot better from 3-point range, and that work has paid off over the past three weeks. Over the last seven games dating back to Nov. 22, NU is shooting 38 percent from 3-point range and averaging 9.1 3-pointers per game after shooting just 23 percent in the first three games of the season.

#### Huskers' 3-Point Improvement

Category	First 3 Games	Last 7 Games
3 Pt. Pct.	.231	.381
3-Pointers/Gm	6.0	9.1
Att./Gm	26.0	24.0

- Nebraska has put at least four players in double figures in nine of the last 10 games. The only time it didn't occur was against South Florida on Nov. 27, when the Huskers had a pair of 20-point scorers in Haanif Cheatham (26) and Dachon Burke Jr. (21). The Huskers put five players in double figures against Washington State on Nov. 25 and at Creighton on Dec. 7.

- Through the first 10 games, 73.2 percent of the Huskers' offense has come from players who were added in the offseason, including four of Nebraska's top five scorers.

- It is not surprising that Nebraska has relied on its 3-point shooting early on, as Hoiberg's Iowa State teams led the Big 12 in 3-pointers in four of his five seasons at the school. The Huskers are on pace to average 8.2 3-pointers per game, a total which would rank second in school history and be the most since the 2001-02 campaign.

#### Most 3-Pointers/Game in School History

No.	School	Games	3-Pointers/Game
1.	2001-02	28	9.54
-	<b>2019-20</b>	<b>10</b>	<b>8.20</b>
2.	2006-07	31	7.87
3.	2018-19	36	7.50

- After shooting 34 percent in their first two losses, the Huskers have shot much better as a team. Over the last eight games, the Huskers are shooting 46 percent from the floor, including three performances of 52 percent or better in that stretch.

- Nebraska enters Sunday's game third in the Big Ten in turnover margin at +2.8 per game. The Huskers have forced an average of 15 turnovers per game to rank third in the Big Ten while averaging 12.2 turnovers per game. During his tenure at Iowa State, Hoiberg's teams ranked in the top three in the Big 12 in fewest turnovers per game in four of his five seasons at the school.

- Nebraska had a 12-0 run at Indiana, the Huskers' eight double-digit scoring run of the season. NU has had at least one double-digit run in three of the last four games.

- The Huskers have averaged 78 points per game since the opening night loss to UC Riverside, including three games of at least 90 points. NU had 90+ points in consecutive games against South Dakota State (90) and Southern (93), the first time the Huskers have scored 90 or more points in consecutive games since the 1999-2000 season.

- Nebraska's 14 first-year players on the roster matches TCU for the most in the nation in research done by the Utah SID John Vu. Only four teams (TCU-14, Nebraska-14, East Carolina-13 and Utah-12) have at least 12 newcomers on their 2019-20 rosters. Nebraska returns a national-low 1.9 percent of its scoring from last season and the 50 returning points is the lowest by any power conference team since 2009 according to noted statistician Ken Pomeroy.

#### Fewest Returning PPG from 2018-19

No.	School	Returning PPG	Pct. of Scoring
1	Nebraska	2.0 PPG	1.9%
2.	Tulane	10.8 PPG	12.2%
3.	South Dakota St.	15.8 PPG	16.9%
4.	Virginia Tech	13.3 PPG	18.1%
5.	Washington	13.9 PPG	19.8%

Courtesy: Virginia Tech SID office

- Cam Mack is the only Husker in the last 30 years to have multiple points-assist double-doubles in the same season as he had one against Southern Utah on Nov. 9 and at Indiana on Dec. 13. In fact, it is only the seventh time in the last 30 years that a Husker has had a points-assists double-double.

#### Husker Points/Assists Double-Doubles (Last 30 years)

No.	Pts.	Asst.	Opponent
Cam Mack	15	10	at Indiana, 12/13/19
Cam Mack	13	11	vs. Southern Utah, 11/11/19
Glynn Watson Jr.	10	10	vs. Cal State Fullerton, 12/20/18
Lance Jeter	10	10	vs. Kansas, 2/5/11
Lance Jeter	12	12	at Kansas State, 2/7/10
Sek Henry	11	11	at TCU, 11/21/09
Tom Wald	11	11	vs. Appalachian State, 12/31/94

#### MOST OT GAMES IN 2019-20

No.	School	OT Games
1	UNLV	4
2	Yale	4
5	Nebraska	3
3	Cincinnati	3
4	Fresno State	3

#### LEARFIELD-IMG COLLEGE HUSKER SPORTS NETWORK

##### Kent Pavelka

- Is in his 33rd season of calling Husker basketball
- Called NU basketball for two stretches from 1974-1996 before returning to play-by-play duties in 2006-07
- Called his 1,000th Husker basketball game in 2018-19
- Six-time Nebraska Sportcaster of the Year who was inducted into the Nebraska Broadcasters Hall of Fame in 2019

##### Jake Muhleisen

- Is in his second season as full-time color analyst after filling in part time for several seasons
- Four-year starter at Nebraska from 2002-05
- Three-year team captain during his career

##### Ben McLaughlin

- Co-hosts Sports Nightly and works on the HSN football and baseball broadcasts

##### 2019-20 Network Affiliates

City	Station	Location
Ainsworth	KBRB	1400 AM
Alliance	KCOW	1400 AM
Beatrice	KWBE	1450 AM
Broken Bow	KBBN	95.3 FM
Chadron	KCSR	610 AM
Columbus	KJSK	900 AM
Fairbury	KGMT	1310 AM
Falls City	KTNC	1230 AM
Fremont	KFMT	105.5 FM
Grand Island	KRGI	1430 AM
Hastings	KHAS	1230 AM
Holdrege	KUVR	1380 AM
Kearney	KGFV	1340 AM
Lexington	KRVN	880 AM
Lincoln	KLIN	1400 AM
McCook	KSWN	93.9 AM
Nebraska City	KNCY	1600 AM
Nebraska City	KBIE	103.1 FM
Norfolk	KNEN	94.7 FM
North Platte	KODY	1240 AM
North Platte	KXNP	106.1 FM
O'Neill	KRBX	102.9 FM
Omaha	KXSP	590 AM
Scottsbluff	KNEB	960 AM
Sidney	KSID	1340 AM
Superior	KRFS	1600 AM
Superior	KRFS	103.9 FM
Valentine	KVSH	940 AM

##### Nationwide

- Huskers.com and Huskers App
- TuneIn.com/Huskers and TuneIn App
- SiriusXM Satellite Radio

**QUICK FACTS**

**University of Nebraska Information**

Location ..... Lincoln, Neb.  
 Founded ..... 1869  
 Enrollment ..... 25,332  
 Nickname ..... Cornhuskers, Huskers  
 Colors ..... Scarlet & Cream  
 Affiliation ..... NCAA Division I  
 Conference ..... Big Ten Conference  
 Home Arena ..... Pinnacle Bank Arena  
 Capacity/Year Opened ..... 15,000/2013  
 Chancellor ..... Ronnie Green  
 Faculty Rep. .... Josephine Potuto, J.D.  
 Athletics Director ..... Bill Moos  
 Deputy A.D./Chief of Staff ..... John Johnson  
 Athletic Dept. Phone ..... (402) 472-4224  
 Assistant A.D./Ticketing ..... Holly Adam  
 Ticket Office Phone ..... (402) 472-3111 or 1-800-8BIGRED  
 Website ..... Huskers.com

**Basketball History**

First year of basketball ..... 1896-97  
 Regular-season conference titles (last) ..... 7 (1950)  
 Postseason conference titles (last) ..... 1 (1994)  
 All-time postseason appearances ..... 26  
 All-time postseason record ..... 24-25  
 NCAA Appearances (last) ..... 7 (2014)  
 NIT Appearances (last) ..... 19 (2019)

**Basketball Staff**

Head Coach ..... Fred Hoiberg  
 Alma Mater (Year) ..... Iowa State (1995)  
 Record at Nebraska ..... 4-6 (1st season)  
 Overall NCAA Coaching Record ..... 119-62 (6th season)  
 Assistant Coaches ..... Matt Abdelmassih (1st season)  
 ..... Armon Gates (2nd season)  
 ..... Doc Sadler (1st season as asst./7th season overall)  
 Special Assistant to the Head Coach ..... Bobby Lutz (1st season)  
 Strength Coach ..... Tim Wilson  
 Graduate Managers ..... Vince Fritz and Jon Harris Jr.  
 Director of Operations ..... Luca Virgilio  
 Asst. Director of Operations ..... Sheryl Burbach  
 Video Coordinator ..... Matt Holt  
 Director of Player Development ..... Buzzy Caruthers  
 Assistant Athletic Trainer ..... R.J. Pietig  
 Equipment Manager ..... Pat Norris

**2019-20 Team Information**

2018-19 Record ..... 19-17 (13-5 H, 2-10 A, 4-2 N)  
 Big Ten Record (Finish) ..... 6-14 (13th)  
 Big Ten Championship ..... 2-1, def. Rutgers, 68-61  
 ..... def. Maryland, 69-61; lost to Wisconsin, 62-66  
 Postseason ..... NIT 1-1; def. Butler, 80-76; lost at TCU, 72-88  
 Starters Returning/Lost ..... 0/5  
 Lettermen Returning/Lost ..... 1/11  
 Scholarship Newcomers ..... 11

**Communications Contact**

Sr. Assoc. Director/MBB Contact ..... Shamus McKnight  
 Office Phone ..... (402) 472-777  
 Cell Phone ..... (402) 540-0268  
 E-Mail ..... smcknight@huskers.com  
 Press Row Phone ..... (402) 904-5925  
 Communications Mailing Address .....  
 ..... One Memorial Stadium, P.O. Box 880123,  
 ..... 800 Stadium Drive, Lincoln, NE 68588-0123

**THE CHASE FOR 1,000**

Despite having only 50 points returning from last season, a pair of Huskers are quickly closing in on 1,000 career points at the collegiate level.

Senior Haanif Cheatham enters the Purdue contest with 976 points during his career following his 21-point night at Indiana and is 26 points away from 1,000 for his career. Cheatham, who previously played at Marquette and Florida Gulf Coast, is averaging career bests in scoring (13.4 ppg), rebounding (5.3 rpg) and field goal percentage (.556).

Junior guard Dachon Burke Jr. comes into Big Ten play with 946 points counting his two seasons at Robert Morris, and needs 54 points to reach that plateau. Burke comes off a 25-point night at Indiana and is averaging 13.3 ppg this season while shooting a career-best 37 percent from 3-point range.

They will join Matej Kavas, who went over 1,000 career points on Nov. 22. Kavas now has 1,033 career points between his time at Seattle and Nebraska.

**SETTING A FAST PACE**

Not only are the Huskers adjusting to a whole new roster, but playing at a significantly faster pace than in previous years. The Huskers are 16th nationally in offensive tempo, as their average possession is 15.0 seconds through Friday's games.

- In his five seasons as a college coach, Hoiberg's teams have ranked in the top 20 in offensive tempo four times, including top-10 rankings in both 2014 and 2015.
- Hoiberg's first Iowa State team in 2010-11 jumped from 67th to 20th nationally in offensive pace and ranked in the top 40 nationally in adjusted tempo in four of his five seasons in Ames, including top-15 nationally in his last two campaigns.
- In the KenPom era (1997-present), only one Husker team has ranked among the top 100 nationally in adjusted tempo - the 1999-2000 Huskers under Danny Nee. The Huskers' quickest offensive tempo in the last decade was in 2017-18 when the Huskers were 140th in offensive tempo.
- Sunday's matchup against Purdue will present a clash of styles, as NU leads the Big Ten in adjusted tempo, while the Boilermakers are 13th in the conference in that category.

**JUCO STANDOUTS MACK AND GREEN STEP INTO LINEUP**

Two of the cornerstones of the Huskers' recruiting class were junior college transfers Cam Mack and Jervay Green. Mack (third) and Green (eighth) were both ranked in the top 10 nationally by JUCOREcruiting.com in the 2019 recruiting class and have played a crucial role for the Huskers early in 2019-20.

Mack, who was listed as the top JC point guard recruit in the country, enters the Purdue game averaging 12.6 points per game while leading the Huskers in assists (6.1), steals (1.5) and assist-to-turnover ratio (2.2-to-1).

- Mack enters the Purdue game as the only Big Ten player ranking in the top five in both assists (fourth) and steals (fifth). In fact, only two players - Mack and Maryland's Anthony Cowan - rank in the top-10 in both categories.
- His 6.1 assists per game is on pace to rank third in school history, trailing only Brian Carr, who averaged 7.9 assists per game in 1984-85 and 6.7 assists per game in 1985-86.
- Mack is one of only 10 players nationally - and two in the Big Ten - to have multiple points-assists double-doubles this season following his 15-point, 10-assist effort at Indiana on Dec. 13. Zavier Simpson of Michigan is the other Big Ten player, and he has three this season.
- He's reached double figures eight times, including a season-high 24-point performance against South Dakota State on Nov. 15.
- Mack made a run at the first triple-double in school history against Southern on Nov. 9, finishing with 13 points, 11 assists and seven rebounds. His 11 assists against the Thunderbirds were the most by a Husker since the 2009-10 campaign.
- Last season at Salt Lake CC, Mack averaged 19.1 points, 7.6 assists and 5.9 rebounds per game, ranking fifth nationally in assists per game. He totaled nine double-doubles and three triple doubles as a freshman and dished out 10-or-more assists nine times.

Green was rated as the No. 2 combo guard nationally after a stint at Western Nebraska CC, has been a jack-of-all-trades for the Big Red, averaging 10.3 points along with 4.9 rebounds and 2.7 assists per game. He ranks on the top three on the squad in rebounding, assists, steals (1.1 spg), blocks (0.6 bpg) and 3-pointers (15). Green was suspended indefinitely on Dec. 13, and his status for Sunday's game against Purdue has not been determined.

- He has been in double figure five times, including 10 points and six rebounds at Creighton on Dec. 7.
- He nearly posted a double-double against Washington State with 16 points and eight rebounds in 27 minutes.
- Green turned in his best performance of the year against Southern on Nov. 22, scoring 22 points and dishing out six assists in the win overtime win. His two 3-pointers helped key a 10-0 spurt in overtime to seal the win.
- He nearly had a double-double against Southern Utah with 18 points and a team-high eight rebounds, as he sent the game into overtime with a 3-pointer at the buzzer.
- Green garnered NJCAA All-America honors at WNCC in 2019, averaging 23.6 points, 5.7 rebounds and 5.3 assists per game. He was eighth nationally in scoring and had six 30-point games, including a school-record 51-point outburst.

**CHEATHAM MAKES IMPACT ON BOTH ENDS**

Fifth-year senior Haanif Cheatham has been one of the leaders for a young Husker team. The guard from Fort Lauderdale, Fla., is NU's most experienced player, as he played in 80 games between Marquette and Florida Gulf Coast before coming to Nebraska for his final year.

Cheatham, who is NU's leading scorer, has the ability to guard multiple spots on the defensive end. Cheatham, who had not played since last December following shoulder surgery that ended his 2018-19 season after 10 games, has playing some of the best basketball of his career in the last three weeks, averaging 17.8 points and 5.5 rebounds per game over the Huskers' last six games.

- Cheatham had 21 points and six rebounds at Indiana on Friday, marking his sixth straight double-figure effort. It matches

**CHEATHAM TRACKER**

Category	1st 4 Games	Since
PPG	6.8	17.8
RPG	5.0	5.5
FG Pct.	.500	.574
3-Pt. Pct.	.000	.412
FT Pct.	.385	.733

the second-longest streak of double-figure efforts in his career, as he had an eight-game stretch spanning his freshman and sophomore seasons at Marquette.

- Cheatham posted his first career double-double with 14 points and a career-high 11 rebounds at Georgia Tech on Dec. 4.

- He was in double figures all three games of the Cayman Islands Classic, averaging 19.0 ppg including a career-best 26-point effort against South Florida to garner all-tournament honors.

A former top-100 recruit out of high school, he was named Marquette's top defensive performer in each of his two full seasons at Marquette.

## BURKE SHOWS SCORING TOUCH

The other returnee from the 2018-19 season, Dachon Burke Jr. waited in the wings after transferring from Robert Morris. A 6-foot-4 guard, Burke has quickly shown the skills to flourish in Fred Hoiberg's attack, averaging 13.3 points and 3.6 rebounds per game. Burke has reached double figures six times, including a 25-point effort against Indiana on Dec. 13 and a 21-point performance against South Florida on Nov. 27. Burke is tied for the team lead in 3-pointers with 1 and is shooting a career-best 37 percent from beyond the arc.

Two years ago, Burke was one of the best players in the Northeast Conference, averaging 17.6 points per game while adding 5.8 rebounds and a conference-best 2.1 steals per contest.

## OUEDRAOGO ADDS NAME TO SHORT LIST OF TRUE FROSH

Freshman Yvan Ouedraogo became the first true freshman to start a season opener at Nebraska since 2013 when he started against UC Riverside on Nov. 5.

- He is one of the youngest players in the country, as he won't turn 18 until after the 2020 Big Ten Tournament.

- He is just the 11th true freshman and 13th freshman overall to start a season opener in the last 25 years at Nebraska, joining a group which includes 1,000-point scorers Tai Webster, Ryan Anderson, Cookie Belcher and Tyronn Lue.

- Ouedraogo has started all 10 games for the Huskers, averaging 5.4 points and 5.4 rebounds per game in just over 20 minutes per game.

- He could become just the third freshman to lead NU in rebounding in a season, joining Aleks Maric (2005-06) and John Turek (2001-02).

- Ouedraogo has grabbed five or more rebounds in four of his last five games, including 10 rebounds at Indiana on Dec. 13.

- He enjoyed his offensive effort of the season with 11 points, including six in overtime, and four rebounds against Southern on Nov. 22. He snared a team-high 12 rebounds against South Dakota State on Nov. 15.

Ouedraogo played for the French U-18 squad at the 2019 European Championships in July, averaging 4.0 points, 3.6 rebounds per game as France went 6-1 and finished fifth in the competition.

## KAVAS IS ONE OF NATION'S TOP SHOOTERS

Senior transfer Matej Kavass comes to Nebraska with a reputation as one of the nation's top 3-point shooters. The 6-foot-8 guard is a career 44 percent shooter from 3-point range, and shot 40 percent or better in all three of his seasons at Seattle. Kavass' .436 career percentage ranks 11th among active Division I players. As a sophomore at Seattle, Kavass led the WAC in both 3-point percentage (.464) and 3-pointers per game (2.8).

- To put Kavass' shooting in perspective, Nebraska's career mark for career 3-point percentage is .432 by Brian Conklin (2001-04) and only five players in school history have shot 40 percent in their Husker career with a minimum of 100 3-pointers.

- Kavass' 186 career 3-pointers would rank third on NU's career list while his 91 3-pointers as a sophomore would top NU's single-season mark (Cary Cochran, 89, 2001-02).

- He broke out of a slump by going 3-of-7 from 3-point range, as part of a season-high 11 point effort against Creighton on Dec. 7.

## CROSS LIFTS BENCH PRODUCTION

Freshman Kevin Cross has been an early contributor for the Huskers. The 6-foot-8 freshman from Little Rock, Ark., has been the first Husker off the bench in all 10 games and ranks fifth on the team in scoring at 7.1 points per game while chipping in 3.8 rebounds per game.

- Cross has been in double figures four times off the bench, including a season-high 19 points against Southern Utah. He became the first freshman in 73 games to pace the Huskers in scoring, while his 19-point effort was the highest by a Husker rookie since Shavon Shields in 2013.

- He grabbed seven rebounds in 12 minutes off the bench against Indiana on Friday, the fifth time this season he has had at least five rebounds in a game.

- He played a complete game in the win over Washington State, scoring 14 points, grabbing a season-high eight rebounds and blocking two shots in 27 minutes

- Cross played a big role in NU's comeback against Southern, scoring all eight of his points in the second half as the Huskers overcame an eight-point deficit.

- He was efficient against South Dakota State, finishing with 10 points on 4-of-5 shooting and two blocked shots.

## FRESHMEN STARTERS IN OPENER

Freshman	Pos.	Year
Yvan Ouedraogo	F	2019-20
Tai Webster	G	2013-14
Benny Parker	G	2012-13
Jorge Brian Diaz*	C	2009-10
Brandon Ubel	F	2009-10
Cookie Miller	G	2007-08
Sek Henry	G	2006-07
Ryan Anderson	G	2006-07
Marcus Walker	G	2005-06
Jake Muhleisen	G	2001-02
Brian Conklin*	F	2000-01
Cookie Belcher	G	1996-97
Tyronn Lue	G	1995-96

\*-redshirt freshman

## TOP-10 PINNACLE BANK ARENA CROWDS

No.	Attend.	Opponent	Date
1.	15,998	Wisconsin	March 9, 2014
2.	15,991	Penn State	Feb. 25, 2018
3.	15,987	Tennessee-Martin	Nov. 28, 2014
4.	15,978	Northwestern	March 1, 2014
5.	15,952	Iowa	Jan. 27, 2018
6.	15,950	Creighton	Dec. 8, 2018
7.	15,949	Arkansas State	Dec. 14, 2013
8.	15,946	South Dakota State	Nov. 15, 2019
9.	15,945	Minnesota	Jan. 26, 2014
10.	15,933	Iowa	Feb. 22, 2015

## RECORD AT PINNACLE BANK ARENA

Season	Wins	Losses	Pct.
2013-14	15	1	.938
2014-15	10	6	.625
2015-16	10	8	.556
2016-17	8	8	.500
2017-18	16	1	.941
2018-19	13	5	.722
2019-20	2	2	.500
<b>Totals</b>	<b>74</b>	<b>31</b>	<b>.705</b>

## ROBY EARNS SECOND-ROUND SELECTION

Isaiah Roby ended Nebraska's NBA Draft drought, as he was selected in the second round by the Detroit Pistons (No. 45 overall) before his rights were traded to Dallas. It was the highest a Husker basketball player had been picked since Tyronn Lue went with the No. 23 pick in the 1998 NBA Draft.

## HUSKERS IN THE PROS

### NBA or NBA G League

Player (Years at NU)	Current Team	League
Isaiah Roby (2017-19)	Dallas Mavericks	NBA/G League
Andrew White III (2015-16)	Westchester Knicks	G League
Evan Taylor (2017-18)	Agua Caliente Clippers	G League
James Palmer Jr. (2018-19)	Agua Caliente Clippers	G League
Isaac Copeland Jr. (2018-19)	Texas Legends	G League

### Overseas

Player (Years at NU)	Current Team	Country
Jason Dourisseau (2003-06)	Donar Groningen	Holland
Kris Douse (2007)	BC Mess	Luxembourg
Sek Henry (2007-10)	New Zealand Breakers	Australia
Ryan Anderson (2007-10)	Niagara River Lions	Canada
Christian Stanhardinger (2010-11)	San Migueal	Phillippines
Toney McCray (2009-12)	Club Doha	Qatar
Caleb Walker (2011-12)	Fos Provence	France
Jorge Brian Diaz (2010-12)	Quebradillas	Puerto Rico
Bo Spencer (2012)	Abejas	Mexico
Ray Gallegos (2010-14)	Laguneros	Mexico
Terran Petteway (2014-15)	Pistoria	Italy
Tarin Smith (2015)	Orzi Basket	Italy
Shavon Shields (2013-16)	Baskonia	Spain
Tai Webster (2014-17)	Galatasaray	Turkey
Jack McVeigh (2016-18)	Adelaide	Australia
Duby Okeke (2018)	Hestia Menorca	Spain
Anton Gill (2017-18)	Raales	Dominican Republic
Glynn Watson Jr. (2016-19)	Lavrio	Greece

**Big Ten Team Rankings (Dec. 13)**

Category	Overall (Rk.)	B1G (Rk.)
Scoring Offense	75.2 (9)	90.0 (2)
Scoring Defense	79.1 (14)	96.0 (14)
Scoring Margin	-3.9 (14)	-6.0 (10)
Free Throw Pct.	.569 (14)	.667 (13)
Field Goal Pct.	.434 (11)	.440 (6)
Field Goal Pct. Def.	.422 (13)	.471 (13)
3-Point Pct.	.333 (5)	.375 (2)
3-Point Pct. Def	.298 (5)	.200 (2)
Rebounding Margin	-13.1 (14)	-23.0 (14)
Blocked Shots	3.1 (11)	0.0 (14)
Assists	13.7 (11)	19.0 (1)
Steals	5.7 (9)	5.0 (4)
Turnover Margin	+2.8 (3)	+6.0 (1)
3-Pointers/Gm	8.2 (5)	12.0 (2)

**Big Ten Individual Leaders (Dec. 13)**

Category	Name	Overall (Rk.)	B1G (Rk.)
Scoring	Cheatham	13.4 (17)	21.0 (6)
	Burke	13.3 (18)	25.0 (3)
	Mack	12.6 (25)	15.0 (15)
	Thorbjarnarson	-	17.0 (8)
Rebounding	Ouedraogo	-	10.0 (3)
	Cross	-	7.0 (9)
FG Pct.	Cheatham	.556 (14)	-
Assists	Mack	6.1 (4)	10.0 (1)
3-Pt. Pct.	Thorbjarnarson	.542 (1)	.600 (12)
3-Pt/Gm	Burke	-	4.0 (1)
	Thorbjarnarson	-	3.0 (5)
	Mack	-	3.0 (5)
Steals	Mack	1.5 (5)	2.0 (3)
	Burke	1.3 (13)	2.0 (3)
Asst./To Ratio	Mack	2.2 (7)	2.5 (9)
Minutes	Mack	34.7 (1)	45.0 (1)
	Cheatham	33.5 (4)	41.0 (2)
	Green	31.6 (10)	-
	Thorbjarnarson	-	41.0 (2)
	Burke	-	40.0 (4)

**HUSKERS TO PARTICIPATE IN 2020 MYRTLE BEACH INVITATIONAL**

A potential old conference matchup could be on the horizon, as ESPN announced the field for the 2020 Myrtle Beach Invitational on Nov. 21.

The third-annual event is held in the HTC Center on the campus of Coastal Carolina and takes place Nov. 19, 20 and 22, 2020. The eight-team field for the event includes Charlotte (Conference USA), Dayton (Atlantic 10), Loyola (Missouri Valley), Missouri (Southeastern), Penn (Ivy), Pittsburgh (Atlantic Coast) and Utah State (Mountain West).

In all, four of the eight teams reached postseason play last season, including Utah State, Dayton and Loyola (Chicago) along with the Huskers.

The Huskers and Missouri have a long history that dates back to 1908. The teams have squared off 219 times over the years, but have not met since the Huskers joined the Big Ten in 2011. NU topped Dayton in the 2016 Wooden Legacy, while a potential matchup with Penn could be the first since the Quakers upset the Huskers in the 1994 NCAA Tournament.

NU has played Pitt just four times, but not since 2000, while the Huskers and Utah State have not played since 1978. Charlotte is the only team in the field the Huskers have not played.

**WHAT'S BACK FOR THE HUSKERS**

Nebraska returns one letterwinner and one other player from last year's team that went 19-17 and reached the second round of the NIT. Junior guard Thorir Thorbjarnarson was the only player who has seen regular-season action for the Huskers entering the 2019-20 campaign. He averaged 2.0 points and 2.1 rebounds per game last year.

- According to research by noted basketball statistician Ken Pomeroy, the 50 returning points on Nebraska's 2019-20 roster is the lowest total for a power conference team since 2009, when Indiana returned just 28 points from the previous season.

- Since 2000, it is only the fourth time where the Huskers have returned less than 40 percent of the team's scoring output from the previous year (also 2012-13, 2009-10 and 2001-02). In that stretch, the lowest was 24 percent in 2012-13.

- The seven returning starts for the Huskers are the lowest in at least 20 years. The previous low in that stretch was 41 entering 2001-02.

**What's Returning (Last Five Seasons)**

Category	2019-20	2018-19	2017-18	2016-17	2015-16
Pct. of scoring	1.9	73.4	50.0	45.8	40.0
Pct. of rebounding	4.2	61.4	44.9	51.9	33.3
Pct. of assists	6.2	71.5	48.9	52.6	51.1
Pct. of blocked shots	3.3	67.2	47.4	64.3	15.6
Pct. of steals	5.4	68.0	61.1	51.6	52.6
Pct. of minutes	4.2	74.5	55.4	52.4	42.4

**TRANSFERS BRING MUCH-NEEDED EXPERIENCE**

While Nebraska has only one player who has previously played at Nebraska (Thorir Thorbjarnarson), a good portion of the roster has Division I experience. The Huskers feature six transfers who have combined for more than 3,000 points at the Division I level. Dachon Burke Jr. is the only returnee in the group after he began his collegiate career at Robert Morris before sitting out the 2018-19 season at Nebraska.

**Experienced Additions (Entering 2019-20)**

Player	School	Points	Rebounds	Assists
Dalano Banton ^	Western Kentucky	105	92	65
Dachon Burke Jr.	Robert Morris	813	312	104
Haanif Cheatham	Marquette/FGCU	842	296	170
Matej Kavas	Seattle	980	358	72
Shamiel Stevenson ^	Pittsburgh/Nevada	288	148	36
Derrick Walker^	Tennessee	92	107	16
<b>Totals</b>		<b>3,120</b>	<b>1,313</b>	<b>463</b>

^ - Will not be eligible until 2020-21

**RETOOLING A ROSTER IN SIX WEEKS**

Fred Hoiberg and his staff retooled the Nebraska roster following his introduction in early April. The Huskers signed a recruiting class that was in the top 50 nationally in just six weeks. The 14-member class includes 11 scholarship players and three walk-ons and is a mixture of grad transfers, transfers, JUCOs and freshmen.

**2019 Recruiting Class Highlights**

- Ranked No. 41 nationally by 247Sports, the program's second-highest class ranking since joining the Big Ten.
- Featured two of the top-10 recruits nationally by JUCORecruiting.com, the highest two JC signees NU has signed this decade.
- Included five Division I transfers who have combined for more than 2,300 points, 1,000 rebounds and 350 assists at their previous schools.
- Had two Division I transfers (Dalano Banton and Haanif Cheatham) who were top-100 recruits in high school and two freshmen who were both top-150 recruits in 2019 by 247Sports (Kevin Cross and Ivan Ouedraogo).
- Contained two high school state players of the year (Akol Arop and Samai Curtis) and two others who were first-team all-state in 2019 (Cross and Charlie Easley).
- Included players from seven states (Arkansas, Colorado, Florida, Missouri, Nebraska, Ohio and Texas) and three countries (Canada, France and Slovenia).

**FROM COLLEGE TO THE NBA AND BACK AGAIN**

Nebraska's Fred Hoiberg is in an exclusive club, as he is one of just 10 current Division I coaches to coach in Division I and in the NBA. He spent three-plus seasons with the Chicago Bulls, guiding the Bulls to the NBA Playoffs in 2016. Hoiberg's 270 regular-season NBA games are the most of the 10 former NBA coaches in the collegiate ranks. Hoiberg also brings five years of NBA front office experience, as he worked with the Minnesota Timberwolves from 2005 to 2010.

Coach, School	NBA Head Coach, Years
Fred Hoiberg, Nebraska	Chicago, 2015-18
Larry Krystkowiak, Utah	Milwaukee, 2007-08
Terry Porter, Portland	Milwaukee, 2003-05; Phoenix 2008-09
Lon Kruger, Oklahoma	Atlanta, 2000-03
Eric Musselman, Arkansas	Golden State, 2002-04; Sacramento, 2006-07
Mike Dunlap, Loyola Marymount	Charlotte, 2012-13
Darrell Walker, Ark. Little Rock	Toronto, 1996-98; Washington, 1999-2000
John Calipari, Kentucky	New Jersey, 1996-99
Leonard Hamilton, Miami	Washington, 2000-01
Lindsey Hunter, Miss. Valley State	Phoenix, 2013



## HUSKER FAMILY TIES RUN DEEP FOR HOIBERG

While Fred Hoiberg grew up in Ames and played his high school (Ames High School) and college basketball (Iowa State) there, he was born in Lincoln and has numerous ties to the city and to the University of Nebraska.

- Fred's father (Eric) and mother (Karen) both earned their undergraduate degrees from Nebraska in 1966. In fact, Eric earned his undergraduate degree, Master's degree, and Ph.D. in sociology from the university. His 1973 dissertation was "Socio-economic status, residential location, and intrametropolitan mobility: a longitudinal analysis".

- His maternal grandfather was former Husker basketball coach Jerry Bush. Known as the "Big Bear of the Coliseum," Bush guided NU from 1955 to 1963, and directed two of the greatest upsets ever – a 43-41 victory over top-ranked Kansas and Wilt Chamberlain, and a 55-48 victory over No. 4 Kansas State and Olympian Bob Boozer during the 1957-58 campaign.

- His paternal grandfather (Otto) received his Master's Degree and Ph.D from Nebraska. He joined the faculty of the University of Nebraska in 1948, where he taught sociology and served as director of the community development program in the University of Nebraska Extension Division.

## YOU CAN GO HOME AGAIN: PART 2

Assistant Coach Doc Sadler brings a unique perspective to the Husker basketball staff, as he returns to Lincoln after serving as the head coach at Southern Miss for the last five seasons. Sadler helped Southern Miss improve its win total in each of the last four seasons, including a 20-13 mark and Conference USA semifinal appearance in 2018-19. Sadler returns to a program that he served as head coach for six seasons, guiding the Huskers to 101 wins and three postseason appearances in his six-year tenure.

It is rare for a coach to return to a program as an assistant coach, as the only other known example is Marty Wilson, who was the interim head coach at Pepperdine in 1996 before returning to the school as an assistant coach in 2008.

## FAMILIAR FACES FOR HOIBERG ON HUSKER STAFF

One strength of the Husker coaching staff is a familiarity with each other, as three staff members had worked with Hoiberg as assistant coaches during his previous stint at Iowa State from 2010 to 2015. Matt Abdelmassih also worked under Hoiberg in the front office with the Minnesota Timberwolves, while Bobby Lutz was an assistant coach with the Windy City Bulls in the G League while Hoiberg coached the Chicago Bulls.

### Previous Experience with Fred Hoiberg

Staff Member	Coaching Experience with Hoiberg
Matt Abdelmassih, Assistant Coach	Iowa State (2010-15)
Doc Sadler, Assistant Coach	Iowa State (2013-14)
Bobby Lutz, Special Assistant to the Head Coach	Iowa State (2010-11)

## PINNACLE BANK ARENA SOLD OUT FOR 2019-20 SEASON

Since moving into Pinnacle Bank Arena in 2013, the Huskers have ranked in the top 15 in attendance nationally in each of the past six seasons. The streak will likely continue into 2019-20, as all available season tickets were sold out in August.

- Last season, Nebraska averaged 15,341 fans per home game to rank 10th nationally in attendance, matching the highest rank in school history.

- Nebraska is one of nine schools in the country to average 15,000+ fans per contest in each of the last six seasons, joining Kentucky, Syracuse, Louisville, North Carolina, Wisconsin, Indiana, Kansas and Creighton.

- The Big Ten Conference has led NCAA Basketball in attendance for 43 straight years, dating back to the 1976-77 season. Last season, Big Ten schools drew more than a combined three million fans for the fifth straight year.

### Filling Up Pinnacle Bank Arena

Season	Average	NCAA Rank
2013-14 (1st year of PBA)	15,419	13th
2014-15	15,569	10th
2015-16	15,430	11th
2016-17	15,427	11th
2017-18	15,494	11th
2018-19	15,341	10th
2019-20	15,863	9th

## TWO HUSKERS REPRESENT THEIR COUNTRIES

Thorir Thorbjarnarson and Yvan Ouedraogo spent part of the summer representing their home nations. Thorbjarnarson played in three games for Iceland's Senior National Team during the Games of the Small States of Europe, averaging 10 points per game. Ouedraogo played for France's U-18 team at the FIBA European Championships, as the team went 6-1 and earned a fifth-place finish. He averaged 4.0 points, 3.6 rebounds and 0.8 steals per game as the second-youngest member of the team.

In addition, former Huskers Tai Webster (New Zealand) and Jorge Brian Diaz (Puerto Rico) represented their nations in the 2019 FIBA World Cup. Diaz started all five games in helping Puerto Rico reach the second round, while Webster averaged 13.4 points and 4.8 assists as New Zealand's starting point guard.

## STEVENSON DENIED NCAA WAIVER

Nebraska Athletics announced Nov. 26 that men's basketball player Shamiel Stevenson was denied a waiver and will not be eligible to compete until the start of the 2020-21 season.

Stevenson, a junior guard/forward from Toronto, Canada, will have two full years of eligibility remaining. He joins fellow transfers Dalano Banton and Derrick Walker as being eligible for the start of the 2020-21 season.

Stevenson transferred to Nebraska in May of 2019 from Nevada after Head Coach Eric Musselman took the Arkansas head coaching position. Stevenson began his career at Pittsburgh, where he played as a freshman, as well as four games as a sophomore before transferring at the end of the 2018 fall semester. Stevenson averaged 8.0 points and 4.1 rebounds per game in 36 games at Pittsburgh, and did not play at Nevada.

## CURTIS TO TRANSFER AFTER FALL SEMESTER

Nebraska freshman guard Samari Curtis has decided to transfer from the men's basketball program, head coach Fred Hoiberg announced on Dec. 7.

Curtis, a 6-foot-4, 190-pound guard from Xenia, Ohio, appeared in NU's first eight games this year, averaging 1.8 points and 0.9 rebounds per game.

## HOLIDAY BREAK TICKETS ON SALE NOW

The Nebraska Athletic Ticket Office announce that a number of 100 Level tickets for Nebraska's four holiday break games are now on sale.

The four holiday break games include non-conference matchups with North Dakota (Dec. 21) and Texas A&M-Corpus-Christi (Dec. 29), as well as Big Ten games against Rutgers (Jan. 3) and Iowa (Jan. 7).

The majority of the tickets available for these four games are in the 100 Level and are available for purchase for \$20 (non-conference) and \$25 (Big Ten) apiece. These tickets became available following the UNL student purchase period and are located in sections 105-108 and 112.

Tickets can be purchased by visiting Huskers.com/Tickets or by calling (800) 8-BIGRED during business hours (Mon.-Fri., 8 a.m.-5 p.m.).

In addition, a limited number of returned tickets for Nebraska's remaining Big Ten games will also go on sale tomorrow as well. Those games include the conference clashes against Indiana, Michigan, Penn State, Wisconsin, Michigan State, Ohio State and Northwestern. Tickets range from \$10 (300 Level) to \$25 (100 Level).

## HUSKERS POST PERFECT ITALIAN TRIP

The Huskers got a head start on the 2019-20 season by traveling to Italy for 10 days last August. NU visited Rome, Florence and Como during the trip while also going 4-0 against teams from Italy and Lithuania.

### 2019 Italian Summer Tour Results

Date	Opponent	Result
Aug. 5	Stella Azzurra Academy	W, 87-56
Aug. 7	Silute BC (Lithuania)	W, 83-58
Aug. 8	Silute BC (Lithuania)	W, 73-70
Aug. 12	Italian Select	W, 84-62

## NEBRASKA HEAD COACH FRED HOIBERG

### AT NEBRASKA (2019-PRESENT)

• Hired as Nebraska's 28th men's basketball coach on March 30, 2019, a position his grandfather (Jerry Bush) held for nine seasons from 1954 to 1963.

### CHICAGO BULLS (2015-18)

- Coached the Chicago Bulls for three-plus seasons, posting a 115-155 record.
- Became just the fifth coach in franchise history to post a winning record in his debut season.
- Took the Bulls to the 2017 NBA Playoffs where they won the first two games against the top-seeded Boston Celtics, as the Bulls were the first No. 8 seed to take a 2-0 lead against a No. 1 seed since 1993
- Was the fifth coach in NBA history to have each of his first two career playoff victories come on the road.

### IOWA STATE (2010-15)

- Served as head coach at his alma mater for five seasons, posting a 115-56 record, which is the top winning percentage in school history (.673).
- Led the Cyclones to four straight NCAA Tournament appearances - a program record - while his 115 wins were the most in a five-year stretch in school history.
- Guided Iowa State to back-to-back Big 12 Tournament titles in 2014 and 2015.
- Produced four All-Americans, 12 All-Big 12 honorees and 10 players who played in the NBA.
- Named Big 12 Coach of the Year in 2012, as the Cyclones went from three conference wins to 12 in one season.
- Won 28 games and reached the NCAA Sweet 16 in 2014.
- Led the Big 12 in scoring offense in two of his last four seasons and topped the conference in 3-pointers four times in five years.

### MINNESOTA TIMBERWOLVES (2005-10)

- Served as Vice President of Basketball Operations in 2009-10, overseeing the day-to-day operations of basketball programs including college and pro scouting, salary cap management and NBA Draft preparations.
- Was the Assistant General Manager for three seasons, helping the Timberwolves orchestrate a draft-day trade for five-time all-star Kevin Love in 2008.

### AS AN NBA PLAYER (1995-2005)

- Spent 10 years in the NBA with the Indiana Pacers (four seasons), Chicago Bulls (four seasons) and Minnesota Timberwolves (two seasons) after being selected in the second round of the 1995 NBA Draft.
- Was a member of three NBA Playoff Teams, including a Timberwolves team that reached the 2004 Western Conference Finals.
- Shot 40 percent from 3-point range during his career and led the NBA in 3-point shooting in his final season (48.3, 2004-05).
- Ended his NBA career abruptly at the age of 33 after undergoing open-heart surgery to repair an aneurysm in his aortic root.

### IOWA STATE PLAYING CAREER (1991-95)

- Started all four seasons at Iowa State, averaging 15.8 points, 6.9 rebounds, 2.8 assists and 1.6 steals per game in his collegiate career.
- His No. 32 was retired by Iowa State in 1997 and Hoiberg is a member of the ISU Hall of Fame.
- Garnered third-team All-America honors as a senior in 1994-95, averaging 19.9 points per game to help the Cyclones win a then-school-record 23 games and was named Big Eight Co-Male Athlete of the Year in 1995.
- Two-time Academic All-American who was inducted into the CoSIDA Academic Hall of Fame in 2016.



### FRED HOIBERG'S COLLEGIATE COACHING RECORD

Year	School	Overall Record	Pct.	Conf. Record	Pct	Conf. Finish	Postseason
2010-11	Iowa State	16-16	.500	3-13	.188	12th	None
2011-12	Iowa State	23-11	.676	12-6	.677	T-3rd	NCAA Third Round
2012-13	Iowa State	23-12	.657	11-7	.611	T-4th	NCAA Third Round
2013-14	Iowa State	28-8	.778	11-7	.611	T-3rd	NCAA Sweet 16
2014-15	Iowa State	25-9	.735	12-6	.677	T-2nd	NCAA Second Round
2019-20	Nebraska	4-6	.400	0-1	.000		
<b>Totals</b>		<b>119-62</b>	<b>.657</b>	<b>49-40</b>	<b>.551</b>	-	

## 2019-20 TELEVISION/RADIO ROSTER




**0 | AKOL AROP**  
Fr. | F | 6-6 | 190



**1 | KEVIN CROSS**  
Fr. | F | 6-8 | 240



**3 | CAM MACK**  
So. | G | 6-2 | 175



**4 | SHAMIEL STEVENSON**  
Jr. | G/F | 6-6 | 245



**11 | DACHON BURKE JR.**  
Jr. | G | 6-4 | 180



**13 | DERRICK WALKER**  
Jr. | F | 6-8 | 235



**21 | JACE PIATKOWSKI**  
Jr. | G | 6-3 | 175



**22 | HAANIF CHEATHAM**  
Sr. | G | 6-5 | 195



**23 | JERVAY GREEN**  
Jr. | G | 6-3 | 210



**24 | YVAN OUEDRAOGO**  
Fr. | F | 6-9 | 260



**25 | MATEJ KAVAS**  
Sr. | G | 6-8 | 200



**30 | CHARLIE EASLEY**  
Fr. | G | 6-2 | 190



**34 | THORIR THORBJARNARSON**  
Jr. | G | 6-6 | 206



**44 | BRET PORTER**  
Fr. | F | 6-6 | 215



**45 | DALANO BANTON**  
So. | G | 6-8 | 195



**FRED HOIBERG**  
Head Coach



**MATT ABDELMASSIH**  
Assistant Coach



**ARMON GATES**  
Assistant Coach



**DOC SADLER**  
Assistant Coach



**BOBBY LUTZ**  
Special Assistant to the  
Head Coach



**LUCA VIRGILIO**  
Director of Basketball  
Operations



**TIM WILSON**  
Strength Coach



**MATT HOLT**  
Video Coordinator



**BUZZY CARUTHERS**  
Director of Player  
Development



**R.J. PIETIG**  
Athletic Trainer



**PAT NORRIS**  
Equipment Manager



**SHERYL BURBACH**  
Assistant Director of  
Basketball Operations



**JOHN HARRIS JR.**  
Graduate Manager



**VINCE FRITZ**  
Graduate Manager

**Nebraska Team**

Ranked in the top 5 (AP Poll) ..... Never Happened  
 Ranked in the top 10 (AP Poll) ..... March 1, 1966  
 Ranked in the top 20 (AP Poll) ..... Jan. 2, 1995  
 Ranked in the top 25 (AP Poll) ..... Dec. 31, 2018 (No. 24)  
 Ranked in the top 25 (USA Today Coaches Poll) ..... Dec. 31, 2018 (No. 23)

Played AP Poll No. 1 ranked team ..... lost at No. 1 Indiana (47-76), 2/13/2013  
 Defeated AP Poll No. 1 ranked team ..... at No. 1 Missouri (67-51), 2/6/1982  
 Played AP Poll No. 2 ranked team ..... lost at No. 2 Michigan (47-62), 1/9/13  
 Defeated AP Poll No. 2 ranked team ..... vs. No. 2 Oklahoma State (85-69), 2/5/1992  
 Played Team Ranked 1-5 by AP ..... lost at No. 3 Michigan State (57-86), 12/3/2017  
 Defeated Team Ranked 1-5 by AP ..... vs. No. 3 Texas (70-67), 2/19/2011  
 Played Team Ranked 6-10 by AP ..... lost to No. 9 Michigan State (76-91), 3/5/2019  
 Defeated Team Ranked 6-10 by AP ..... vs. No. 9 Wisconsin (77-68), 3/9/2014  
 Defeated Team Ranked 11-25 by AP ..... vs. No. 21 Maryland (68-61), 3/14/2019  
 Defeated Team Ranked 1-10 by AP on Road ..... at No. 9 Michigan State (60-51), 2/16/2014  
 Defeated Ranked Team by AP on Road ..... vs. No. 25 Indiana (66-51), 1/14/2019

Scored 100 or more points ..... 106; vs. Mississippi Valley State, 11/6/2018  
 Scored 90 or more points ..... 90; at Indiana, 12/13/2019  
 Scored 80 or more points ..... 90; at Indiana, 12/13/2019  
 Scored less than 50 points ..... 47; vs. UC Riverside, 11/5/2019  
 Scored less than 40 points ..... 38; at Oregon, 12/15/2012  
 Shot 75% from the field ..... .750, vs. Nebraska-Omaha (42-56), 11/25/1988 \$  
 Shot 70% from the field ..... .723; vs. UNC Wilmington (34-47), 12/5/1997  
 Shot 60% from the field ..... .628; vs. Northwestern (27-43), 2/3/2015

Made 50 or more free throws ..... Never Happened  
 Made 40 or more free throws ..... 43, vs. Texas (43-59), 1/3/1996 - \$  
 Made 30 or more free throws ..... 37; vs. UTSA (37-50), 12/20/2017  
 Made 25 or more free throws ..... 25; vs. Illinois (25-30), 12/2/2018  
 Attempted 60 or more free throws ..... 60, vs. Kansas State (36-60), 1/11/1954 - \$  
 Attempted 50 or more free throws ..... 50, vs. UTSA (37-50), 12/20/2017  
 Attempted 40 or more free throws ..... 50, vs. UTSA (37-50), 12/20/2017  
 Attempted 30 or more free throws ..... 37; Southern (19-37), 11/22/2019  
 Shot 100% from the foul line (min 10 att.) ..... 1.000; at Penn State (16-16), 1/19/2013  
 Shot 95% from the foul line (min 10 att.) ..... 1.000; at Penn State, (16-16), 1/19/2013  
 Shot 90% from the foul line (min 10 att.) ..... .913; vs. Oklahoma State (21-23), 12/16/2018

Made 20 or more 3-pointers ..... Never Happened  
 Made 15 or more 3-pointers ..... 15; vs. Mississippi Valley State (15-37), 11/6/2018  
 Made 10 or more 3-pointers ..... 12; at Indiana (12-32), 12/13/2019  
 Made 0 3-pointers ..... 0; vs. Jacksonville State (0-5), 12/18/2012  
 Held Opponent to 0 3-pointers ..... 0; Southeastern Louisiana, 11/22/2015  
 Attempted 40 or more 3-pointers ..... Never Happened  
 Attempted 30 or more 3-pointers ..... 32; at Indiana (12-32), 12/13/2019  
 Attempted 20 or more 3-pointers ..... 32; at Indiana (12-32), 12/13/2019  
 Shot 75% from 3-point range (min. 10 att.) ..... .750, vs. UT-Pan American (9-12), 12/2/2009 - \$  
 Shot 60% from 3-point range (min. 10 att.) ..... .647; vs. USC (11-17), 12/3/2012  
 Shot 50% from 3-point range (min. 10 att.) ..... .500; vs. Washington State (9-18), 11/25/2019  
 Shot 50% from 3-point range (min. 20 att.) ..... .571; vs. Southern (12-21), 11/22/2019

Had 60 or more rebounds ..... 60; vs. Oral Roberts, 12/22/1999  
 Had 50 or more rebounds ..... 50; at Illinois, 2/2/2019

Had 30 or more assists ..... 35, vs. Northeastern Illinois, 12/21/1994  
 Had 25 or more assists ..... 28; vs. North Carolina A&T, 12/19/2005  
 Had 20 or more assists ..... 21; vs. Missouri State, 11/19/2018  
 Had 15 or more assists ..... 19; at Indiana, 12/13/2019

Had 20 or more steals ..... 23, vs. Texas Tech, 3/4/1999 - \$  
 Had 15 or more steals ..... 15, vs. Long Beach State, 11/26/2017  
 Had 10 or more steals ..... 12; vs. Rutgers, 3/13/2019

Had 15 or more blocked shots ..... 15, vs. Coppin State, Dec. 6, 1996 - \$  
 Had 10 or more blocked shots ..... 14; at Northwestern, 1/2/2018

Had 30 or more turnovers ..... 31, at Creighton, 12/11/2005  
 Had 20 or more turnovers ..... 22; vs. Wisconsin, 2/9/2017  
 Had less than 5 turnovers ..... 5; vs. Purdue, 2/23/2019

**Nebraska Player..**

Had 20 or more points: ..... 25; Dachon Burke Jr. and 21; Haanif Cheatham at Indiana, 12/13/2019  
 Had 25 or more points: ..... 25; Dachon Burke Jr. at Indiana, 12/13/2019  
 Had 30 or more points: ..... 34; James Palmer Jr. vs. Rutgers, 3/13/2019  
 Had 40 or more points: ..... 41; Aleks Maric vs. Kansas State, 2/13/2007

Had No Player in Double Figures: ..... vs. Ohio State, 1/21/2012  
 Had Five Players with 10 or more points ..... at Creighton, 12/7/2019  
 .... Haanif Cheatham (14); Cam Mack (12); Thorir Thorbjarnarson (12); Matej Kavas (11), Jervay Green (10)  
 Had Six Players with 10 or more points ..... vs. Southeastern Louisiana, 11/11/2018  
 ..... James Palmer Jr (17); Glynn Watson Jr. (16); Isaac Copeland (11);  
 ..... Isaiah Roby (10); Thomas Allen (10); Brady Heiman (10)

Two Huskers with 20 or more points, same game: ..... at Indiana, 12/13/2019  
 ..... Haanif Cheatham (21) and Dachon Burke (25)

Three Huskers with 20 or more points, same game: ..... Iowa, 3/10/2019  
 ..... James Palmer Jr. (30), Glynn Watson Jr. (23), Isaiah Roby (23)

Two Huskers with 30 or more points, same game: ..... vs. Oregon, 11/25/1995  
 ..... Tyronn Lue (30) & Jaron Boone (30) - only time in school history

Had 10 or more rebounds: ..... 10; Yvan Ouedraogo at Indiana, 12/13/2019  
 Had 15 or more rebounds: ..... 16; Isaiah Roby vs. Northwestern, 2/16/2019

Had 20 or more rebounds: ..... 21, Kimani Ffriend vs. Oral Roberts, 12/22/1999  
 Had 25 or more rebounds: ..... 26, Bill Johnson vs. Iowa State, 1/4/1954 - \$

Two Huskers with 10 or more rebounds, same game: ..... vs. Stetson, 12/29/2017  
 ..... (Tanner Borchardt, 10; Jordy Tshimanga, 10)

Three Huskers with 10 or more rebounds, same game: ..... vs. Texas Tech, 1/19/2000  
 ..... (Steffon Bradford 16; Kimani Ffriend 12; Louis Truscott 11)

Had 5 or more 3-pointers: ..... 5; Glynn Watson Jr. vs. Maryland (5-14), 3/15/2019  
 Had 6 or more 3-pointers: ..... 7; Glynn Watson Jr. vs. Iowa (7-12), 3/10/2019

Had 7 or more 3-pointers: ..... 7; Glynn Watson Jr. vs. Iowa (7-12), 3/10/2019  
 Had 8 or more 3-pointers: ..... 8; Cary Cochran, vs. Baylor (8-13), 2/27/2002 - \$

Had 5 or more assists: ..... 10; Cam Mack at Indiana, 12/13/2019  
 Had 10 or more assists: ..... 10; Cam Mack at Indiana, 12/13/2019

Had 15 or more assists: ..... 15; Charles Richardson vs. Rutgers, 12/2/2006  
 Had 18 or more assists: ..... 18; Brian Carr, at Evansville, 1/3/1985 - \$

Had 5 or more blocked shots: ..... 5; Isaiah Roby vs. Northwestern, 2/16/2019  
 Had 6 or more blocked shots: ..... 6; Isaiah Roby vs. Eastern Illinois, 11/11/2017

Had 7 or more blocked shots: ..... 7; John Turek vs. Colorado, 3/2/2005  
 Had 9 or more blocked shots: ..... 9; Mikki Moore vs. Coppin State, 12/6/1996 - \$

Had 10 or more blocked shots: ..... Never Happened

Had 5 or more steals: ..... 6; Dachon Burke vs. George Mason, 11/26/2019  
 Had 6 or more steals: ..... 6; Glynn Watson Jr. vs. Long Beach State, 11/26/2017

Had 7 or more steals: ..... 7; Brandon Richardson at Ohio State, 1/3/2012  
 Had 8 or more steals: ..... 8, Cookie Belcher vs. Oklahoma St., 2/7/2001 - \$

Had 10 or more steals: ..... Never Happened

Had Triple-Double (Points/Rebounds/Assists): ..... Never Happened

Had Double-Double (Points/Assists): ..... Cam Mack 10 at Indiana, 12/13/2019 (15/10)

Had Double-Double (Points/Rebounds): ..... Haanif Cheatham at Georgia Tech, 12/4/2019 (14/11)

Had Double-Double (Points/Steals): ..... Never Happened

Had Double-Double (Points/Blocks): ..... Never Happened

\$ - School Record - # - Tied School record  
 As of 12/14/2019

## 2019-20 GAME-BY-GAME COMPARISON

Team	FG-FGA	Pct.	3FG-3FGA	Pct.	FT-FTA	Pct.	O-D	Reb.	PF	A	TO	B	S	Pts.	W/L
UC Riverside	23-55	.418	12-25	.480	8-9	.889	13-36	49	18	12	18	2	8	66	
Nebraska	16-55	.291	6-26	.231	9-19	.474	9-20	29	11	12	11	6	6	47	L
Southern Utah	31-76	.408	4-23	.174	13-21	.619	15-43	58	23	10	18	7	7	79	
Nebraska	27-73	.370	5-26	.192	19-23	.655	10-34	44	17	15	13	5	9	78	L (2OT)
South Dakota State	29-70	.414	3-21	.143	12-18	.667	14-30	44	20	7	13	4	5	73	
Nebraska	35-71	.493	7-26	.269	13-23	.565	13-32	45	19	16	11	3	5	90	W
Southern	34-83	.419	9-29	.310	9-10	.900	25-29	54	25	20	14	4	5	86	
Nebraska	31-54	.574	12-21	.571	19-37	.514	4-24	28	12	19	9	5	5	93	W (OT)
vs. Washington State	27-73	.370	6-27	.222	11-16	.688	15-29	44	23	9	13	3	6	71	
Nebraska	30-57	.526	9-18	.500	13-25	.520	7-34	41	16	11	15	2	5	82	W
vs. George Mason	32-65	.492	11-25	.440	10-14	.714	15-34	49	12	14	19	6	7	85	
Nebraska	24-61	.321	10-30	.333	8-13	.615	7-19	26	13	12	15	4	9	66	L
vs. South Florida	27-70	.366	8-27	.296	5-6	.833	17-22	39	15	12	8	3	4	67	
Nebraska	27-49	.551	6-14	.429	14-19	.737	3-26	29	10	10	9	1	2	74	W
at Georgia Tech	32-73	.438	5-23	.217	4-8	.500	12-35	47	17	19	16	8	9	73	
Nebraska	21-65	.323	6-26	.231	8-18	.444	12-31	43	14	14	18	2	7	56	L
at Creighton	35-66	.530	13-30	.433	12-15	.800	7-35	42	22	18	15	4	6	95	
Nebraska	27-65	.415	9-27	.333	13-24	.542	8-26	34	13	9	12	3	4	76	L
at Indiana	32-68	.471	5-25	.200	27-38	.711	19-35	54	14	14	15	6	5	96	
Nebraska	33-75	.440	12-32	.375	12-18	.667	11-20	31	23	19	9	0	5	90	L (OT)

## 2019-20 SUPERLATIVES

## 2019-20 NEBRASKA TEAM GAME HIGHS

POINTS	93	SOUTHERN U. (11/22/19)
	90	at Indiana (12/13/19)
	90	SOUTH DAKOTA ST. (11/15/19)
FIELD GOALS MADE	35	SOUTH DAKOTA ST. (11/15/19)
	33	at Indiana (12/13/19)
FIELD GOAL ATTEMPTS	75	at Indiana (12/13/19)
FIELD GOAL PERCENTAGE	.574 (31-54)	SOUTHERN U. (11/22/19)
	.551 (27-49)	vs South Fla. (11/27/19)
3 PT FIELD GOALS MADE	12	at Indiana (12/13/19)
	12	SOUTHERN U. (11/22/19)
3 PT FG ATTEMPTS	32	at Indiana (12/13/19)
3 PT FG PERCENTAGE	.571 (12-21)	SOUTHERN U. (11/22/19)
	.500 (9-18)	vs Washington St. (11/25/19)
FREE THROWS MADE	19	SOUTHERN U. (11/22/19)
	19	SOUTHERN UTAH (11/09/19)
FREE THROW ATTEMPTS	37	SOUTHERN U. (11/22/19)
FREE THROW PERCENTAGE	.737 (14-19)	vs South Fla. (11/27/19)
	.667 (12-18)	at Indiana (12/13/19)
REBOUNDS	45	SOUTH DAKOTA ST. (11/15/19)
	44	SOUTHERN UTAH (11/09/19)
ASSISTS	19	at Indiana (12/13/19)
	19	SOUTHERN U. (11/22/19)
STEALS	9	vs George Mason (11/26/19)
	9	SOUTHERN UTAH (11/09/19)
BLOCKED SHOTS	6	UC RIVERSIDE (11/05/19)
	5	SOUTHERN U. (11/22/19)
	5	SOUTHERN UTAH (11/09/19)
TURNOVERS	18	at Georgia Tech (12/04/19)
FOULS	23	at Indiana (12/13/19)

## 2019-20 OPPONENT TEAM GAME HIGHS

POINTS	96	at Indiana (12/13/19)
	95	at Creighton (12-07-19)
FIELD GOALS MADE	35	at Creighton (12-07-19)
	34	SOUTHERN U. (11/22/19)
FIELD GOAL ATTEMPTS	83	SOUTHERN U. (11/22/19)
FIELD GOAL PERCENTAGE	.530 (35-66)	at Creighton (12-07-19)
	.492 (32-65)	vs George Mason (11/26/19)
3 PT FIELD GOALS MADE	13	at Creighton (12-07-19)
	12	UC RIVERSIDE (11/05/19)
3 PT FG ATTEMPTS	30	at Creighton (12-07-19)
3 PT FG PERCENTAGE	.480 (12-25)	UC RIVERSIDE (11/05/19)
	.440 (11-25)	vs George Mason (11/26/19)
FREE THROWS MADE	27	at Indiana (12/13/19)
	13	SOUTHERN UTAH (11/09/19)
FREE THROW ATTEMPTS	38	at Indiana (12/13/19)
FREE THROW PERCENTAGE	.900 (9-10)	SOUTHERN U. (11/22/19)
	.889 (8-9)	UC RIVERSIDE (11/05/19)
REBOUNDS	58	SOUTHERN UTAH (11/09/19)
	54	at Indiana (12/13/19)
	54	SOUTHERN U. (11/22/19)
ASSISTS	20	SOUTHERN U. (11/22/19)
	19	at Georgia Tech (12/04/19)
STEALS	9	at Georgia Tech (12/04/19)
	8	UC RIVERSIDE (11/05/19)
BLOCKED SHOTS	8	at Georgia Tech (12/04/19)
	7	SOUTHERN UTAH (11/09/19)
TURNOVERS	19	vs George Mason (11/26/19)
FOULS	25	SOUTHERN U. (11/22/19)

## 2019-20 NEBRASKA TEAM GAME LOWS

POINTS	47	UC RIVERSIDE (11/05/19)
	56	at Georgia Tech (12/04/19)
FIELD GOALS MADE	16	UC RIVERSIDE (11/05/19)
	21	at Georgia Tech (12/04/19)
FIELD GOAL ATTEMPTS	49	vs South Fla. (11/27/19)
FIELD GOAL PERCENTAGE	.291 (16-55)	UC RIVERSIDE (11/05/19)
	.323 (21-65)	at Georgia Tech (12/04/19)
3 PT FIELD GOALS MADE	5	SOUTHERN UTAH (11/09/19)
	6	UC RIVERSIDE (11/05/19)
	6	vs South Fla. (11/27/19)
	6	at Georgia Tech (12/04/19)
3 PT FG ATTEMPTS	14	vs South Fla. (11/27/19)
3 PT FG PERCENTAGE	.192 (5-26)	SOUTHERN UTAH (11/09/19)
	.231 (6-26)	UC RIVERSIDE (11/05/19)
	.231 (6-26)	at Georgia Tech (12/04/19)
FREE THROWS MADE	8	vs George Mason (11/26/19)
	8	at Georgia Tech (12/04/19)
FREE THROW ATTEMPTS	13	vs George Mason (11/26/19)
FREE THROW PERCENTAGE	.444 (8-18)	at Georgia Tech (12/04/19)
	.474 (9-19)	UC RIVERSIDE (11/05/19)
REBOUNDS	26	vs George Mason (11/26/19)
	28	SOUTHERN U. (11/22/19)
ASSISTS	9	at Creighton (12-07-19)
	10	vs South Fla. (11/27/19)
STEALS	2	vs South Fla. (11/27/19)
	4	at Creighton (12-07-19)
BLOCKED SHOTS	0	at Indiana (12/13/19)
TURNOVERS	9	SOUTHERN U. (11/22/19)
	9	vs South Fla. (11/27/19)
	9	at Indiana (12/13/19)
FOULS	10	vs South Fla. (11/27/19)

## 2019-20 OPPONENT TEAM GAME LOWS

POINTS	66	UC RIVERSIDE (11/05/19)
	67	vs South Fla. (11/27/19)
FIELD GOALS MADE	23	UC RIVERSIDE (11/05/19)
	27	vs Washington St. (11/25/19)
	27	vs South Fla. (11/27/19)
FIELD GOAL ATTEMPTS	55	UC RIVERSIDE (11/05/19)
FIELD GOAL PERCENTAGE	.370 (27-73)	vs Washington St. (11/25/19)
	.386 (27-70)	vs South Fla. (11/27/19)
3 PT FIELD GOALS MADE	3	SOUTH DAKOTA ST. (11/15/19)
	4	SOUTHERN UTAH (11/09/19)
3 PT FG ATTEMPTS	21	SOUTH DAKOTA ST. (11/15/19)
3 PT FG PERCENTAGE	.143 (3-21)	SOUTH DAKOTA ST. (11/15/19)
	.174 (4-23)	SOUTHERN UTAH (11/09/19)
FREE THROWS MADE	4	at Georgia Tech (12/04/19)
	5	vs South Fla. (11/27/19)
FREE THROW ATTEMPTS	6	vs South Fla. (11/27/19)
FREE THROW PERCENTAGE	.500 (4-8)	at Georgia Tech (12/04/19)
	.619 (13-21)	SOUTHERN UTAH (11/09/19)
REBOUNDS	39	vs South Fla. (11/27/19)
	43	at Creighton (12-07-19)
ASSISTS	7	SOUTH DAKOTA ST. (11/15/19)
	9	vs Washington St. (11/25/19)
STEALS	4	vs South Fla. (11/27/19)
	5	SOUTH DAKOTA ST. (11/15/19)
	5	SOUTHERN U. (11/22/19)
	5	at Indiana (12/13/19)
BLOCKED SHOTS	2	UC RIVERSIDE (11/05/19)
	3	vs Washington St. (11/25/19)
	3	vs South Fla. (11/27/19)
TURNOVERS	9	vs South Fla. (11/27/19)
FOULS	12	vs George Mason (11/26/19)

## 2019-20 SUPERLATIVES

## NEBRASKA WIN/LOSS MARGIN

	1	2	3	4	5	6	7	8	9	10	11	12	13	14	15	16	17	18	19	20	+20
Husker Wins	0	0	0	0	0	0	2	0	0	0	1	0	0	0	0	0	1	0	0	0	0
Husker Losses	0	1	0	0	0	1	0	0	0	0	0	0	0	0	0	0	1	0	3	0	0

## 2019-20 NEBRASKA INDIVIDUAL GAME HIGHS

Points	26	Haanif Cheatham vs South Fla. (11/27/19)
	25	Dachon Burke at Indiana (12/13/19)
Field Goals Made	9	Dachon Burke at Indiana (12/13/19)
	8	Dachon Burke vs South Fla. (11/27/19)
	8	Haanif Cheatham vs South Fla. (11/27/19)
	8	Haanif Cheatham vs Washington St. (11/25/19)
	8	Cam Mack vs South Dakota St. (11/15/19)
	8	Haanif Cheatham vs South Dakota St. (11/15/19)
	8	Kevin Cross vs Southern Utah (11/09/19)
Field Goal Att.	18	Jervay Green vs Southern Utah (11/09/19)
	16	Dachon Burke at Indiana (12/13/19)
FG Pct (min 5 made)	.800 (8-10)	Haanif Cheatham vs Washington St. (11/25/19)
	.750 (6-8)	Kevin Cross vs Washington St. (11/25/19)
3-Point FG Made	4	Dachon Burke at Indiana (12/13/19)
	4	Thor Thorbjarnarson at Creighton (12-07-19)
	4	Jervay Green vs Southern U. (11/22/19)
3-Point FG Att.	10	Jervay Green at Georgia Tech (12/04/19)
	8	Cam Mack at Indiana (12/13/19)
	8	Dachon Burke at Indiana (12/13/19)
	8	Jervay Green vs Southern Utah (11/09/19)
3-Pt FG Pct (min 2 made)	1.000 (2-2)	Thor Thorbjarnarson vs Southern U. (11/22/19)
	.800 (4-5)	Thor Thorbjarnarson at Creighton (12-07-19)
Free Throws Made	9	Haanif Cheatham vs South Fla. (11/27/19)
	6	Cam Mack vs Washington St. (11/25/19)
	6	Dachon Burke vs South Dakota St. (11/15/19)
Free Throw Att.	11	Haanif Cheatham vs South Fla. (11/27/19)
	11	Cam Mack vs Washington St. (11/25/19)
FT Pct (min 3 made)	1.000 (4-4)	Dachon Burke vs Southern Utah (11/09/19)
	.833 (5-6)	Haanif Cheatham at Indiana (12/13/19)
	.833 (5-6)	Matej Kavas vs George Mason (11/26/19)
Rebounds	12	Yvan Ouedraogo vs South Dakota St. (11/15/19)
	11	Haanif Cheatham at Georgia Tech (12/04/19)
Assists	11	Cam Mack vs Southern Utah (11/09/19)
	10	Cam Mack at Indiana (12/13/19)
Steals	5	Dachon Burke vs George Mason (11/26/19)
	3	Cam Mack vs Washington St. (11/25/19)
	3	Cam Mack vs South Dakota St. (11/15/19)
	3	Jervay Green vs Southern Utah (11/09/19)
Blocked Shots	3	Jervay Green vs UC Riverside (11/05/19)
	2	Yvan Ouedraogo vs George Mason (11/26/19)
	2	Kevin Cross vs Washington St. (11/25/19)
	2	Dachon Burke vs Southern U. (11/22/19)
	2	Kevin Cross vs South Dakota St. (11/15/19)
Turnovers	5	Cam Mack vs Washington St. (11/25/19)
	5	Yvan Ouedraogo vs South Dakota St. (11/15/19)
Fouls	5	Cam Mack vs Washington St. (11/25/19)
	5	Jervay Green vs UC Riverside (11/05/19)
Minutes	46	Jervay Green vs Southern Utah (11/09/19)
	45	Cam Mack at Indiana (12/13/19)

## 2019-20 OPPONENT INDIVIDUAL GAME HIGHS

Points	31	Micah Bradford vs Southern U. (11/22/19)
	30	ZEGAROWSKI, Marcus at Creighton (12-07-19)
	27	CJ Elleby vs Washington St. (11/25/19)
Field Goals Made	13	ZEGAROWSKI, Marcus at Creighton (12-07-19)
	11	Micah Bradford vs Southern U. (11/22/19)
Field Goal Att.	21	CJ Elleby vs Washington St. (11/25/19)
	20	Micah Bradford vs Southern U. (11/22/19)
FG Pct (min 5 made)	.684 (13-19)	ZEGAROWSKI, Marcus at Creighton (12-07-19)
	.636 (7-11)	Jordan Miller vs George Mason (11/26/19)
3-Point FG Made	6	Micah Bradford vs Southern U. (11/22/19)
	5	Jamal Hartwell II vs George Mason (11/26/19)
3-Point FG Att.	11	Micah Bradford vs Southern U. (11/22/19)
	10	Jamal Hartwell II vs George Mason (11/26/19)
3-Pt FG Pct (min 2 made)	.667 (2-3)	JEFFERSON, Damien at Creighton (12-07-19)
	.667 (2-3)	Rashun Williams vs South Fla. (11/27/19)
Free Throws Made	7	CJ Elleby vs Washington St. (11/25/19)
	7	Dwayne Morgan vs Southern Utah (11/09/19)
Free Throw Att.	8	Brandon Key vs South Dakota St. (11/15/19)
	8	Dwayne Morgan vs Southern Utah (11/09/19)
FT Pct (min 3 made)	1.000 (7-7)	CJ Elleby vs Washington St. (11/25/19)
	1.000 (6-6)	ALEXANDER, Ty-Shon at Creighton (12-07-19)
	1.000 (4-4)	Jordan Miller vs George Mason (11/26/19)
	1.000 (3-3)	WINDHAM, Jalen at Creighton (12-07-19)
	1.000 (3-3)	Micah Bradford vs Southern U. (11/22/19)
	1.000 (3-3)	Ahsante Shivers vs Southern U. (11/22/19)
	1.000 (3-3)	Tray Buchanan vs South Dakota St. (11/15/19)
Rebounds	14	AJ Wilson vs George Mason (11/26/19)
	14	Douglas Wilson vs South Dakota St. (11/15/19)
Assists	7	Michael Devoe at Georgia Tech (12/04/19)
	6	ZEGAROWSKI, Marcus at Creighton (12-07-19)
	6	Jamal Hartwell II vs George Mason (11/26/19)
Steals	4	Javon Greene vs George Mason (11/26/19)
	4	Jakolby Long vs Southern Utah (11/09/19)
Blocked Shots	5	AJ Wilson vs George Mason (11/26/19)
	3	BALLOCK, Mitch at Creighton (12-07-19)
	3	Moses Wright at Georgia Tech (12/04/19)
	3	John Knight III vs Southern Utah (11/09/19)
Turnovers	6	Michael Devoe at Georgia Tech (12/04/19)
	4	ZEGAROWSKI, Marcus at Creighton (12-07-19)
	4	Khalid Moore at Georgia Tech (12/04/19)
	4	Javon Greene vs George Mason (11/26/19)
	4	Jordan Miller vs George Mason (11/26/19)
	4	Isaac Bonton vs Washington St. (11/25/19)
	4	Micah Bradford vs Southern U. (11/22/19)
	4	Dwayne Morgan vs Southern Utah (11/09/19)
Fouls	5	BISHOP, Christian at Creighton (12-07-19)
	5	Micah Bradford vs Southern U. (11/22/19)
	5	Jayden Saddler vs Southern U. (11/22/19)

## 2019-20 RECORD BY STARTING LINEUP

No.	Starting Lineup	Record
1.	Burke, Cheatham, Green, Mack, Ouedraogo	3-4
2.	Burke, Cheatham, Green, Kavas, Ouedraogo	1-0
3.	Burke, Cheatham, Green, Ouedraogo, Thorbjarnarson	0-1
3.	Burke, Cheatham, Mack, Ouedraogo, Thorbjarnarson	0-1

RECAPS

(-----Nebraska Individual Leaders-----)

Date	Opponent	Result	Record (B1G)	Attend.	Points	Rebounds	Assists	Steals
11/5	UC Riverside	L, 47-66	0-1 (0-0)	15,745	(11) Mack	(9) Mack	(3) Mack, Cheatham	(2) Green, Ouedraogo
11/9	Southern Utah	L, 78-79 (2OT)	0-2 (0-0)	15,828	(19) Cross	(8) Green	(11) Mack	(3) Green
11/15	South Dakota State	W, 90-73	1-2 (0-0)	15,946	(24) Mack	(12) Ouedraogo	(5) Green	(3) Mack
11/22	Southern	W, 93-86 (OT)	2-2 (0-0)	15,931	(22) Green	(7) Cheatham	(8) Mack	(2) Green
11/25	vs. Washington State	W, 82-71	3-2 (0-0)	660	(19) Cheatham	(8) Mack, Green, Cross	(6) Mack	(3) Mack
11/26	vs. George Mason	L, 66-85	3-3 (0-0)	1,066	(14) Burke	(5) Ouedraogo, Cross	(5) Green	(5) Burke
11/27	vs. South Florida	W, 74-67	4-3 (0-0)	512	(26) Cheatham	(5) Ouedraogo	(7) Mack	(2) Mack
12/4	at Georgia Tech	L, 56-73	4-4 (0-0)	5,133	(14) Cheatham	(11) Cheatham	(6) Mack	(2) Cheatham, Thorbjarnarson
12/7	at Creighton	L, 76-95	4-5 (0-0)	18,068	(14) Cheatham	(7) Burke	(3) Mack	(2) Burke
12/13	at Indiana	L, 90-96 (OT)	4-6 (0-1)	17,222	(25) Burke	(10) Ouedraogo	(10) Mack	(2) Burke, Mack

THE LAST TIME...

	Nebraska...	A Nebraska Opponent...
Scored 100 or more points	106; vs. Mississippi Valley State, 11/6/18	101; TCU, 3/15/99
Scored 90 or more points	90; at Indiana, 12/13/19	96; at Indiana, 12/13/19
Scored 41 to 50 points	47; UC Riverside, 11/5/19	50; Northwestern, 2/16/19
Scored 40 or fewer points	38; at Oregon, 12/15/12	38; Southwest Minnesota State, 12/28/18
Shot 70% from the field	.723; vs. UNC Wilmington 12/5/97 (34-47)	.723; Kansas, 2/2/85 (34-47)
Shot 60% from the field	.628; vs. Northwestern, 2/3/15 (27-43)	.630; Michigan, 3/5/17 (34-54)
Shot 90% from the free throw line (Min 10 attempts)	.909; vs. Southwest Minnesota State, 12/28/18 (10-11)	.917; vs. Wisconsin (BTT), 3/15/19 (11-12)
Made 10, 3-Point Field Goals (Min 10 attempts)	12; at Indiana, 12/13/19 (12-32)	13; at Creighton, 12/7/19 (13-26)
Had 60 rebounds	60; vs. Oral Roberts, 12/22/99	62; Colorado, 2/15/75
Had 50 rebounds	50; at Illinois, 2/2/19	54; at Indiana, 12/13/19
Had 30 assists	35; vs. Northeastern Illinois, 12/21/94	30; Iowa State, 2/3/93
Had 15 steals	15; vs. Arkansas State, 12/14/13	15; Florida State, 12/31/05
Had 10 blocked shots	14; at Northwestern, 1/2/18	11; at Michigan State, 12/3/17
Had 10 or fewer turnovers	9; at Indiana, 12/13/19	9; Purdue, 2/23/19
Had 20 or more turnovers	22; vs. Wisconsin, 2/9/17	22; vs. Rutgers (BTT), 3/13/19
Had three players with 20 points	vs. Iowa, 3/10/19 (Palmer Jr. 27; Watson Jr. 23; Roby 23)	Michigan, 1/14/17 (Wagner 23, Irvin 21, Walton 20)
Had three players with 10 rebounds	vs. Texas Tech, 1/19/00 (Bradford 16, Ffriend 12, Truscott 11)	at Kansas, 1/9/02 (Collison 13, Gooden 12, Simien 10)
Had five players reach double-figure points	at Creighton, 12/7/19 (Cheatham 14, Thorbjarnarson 12; Mack 12; Kavas 11; Green 10)	Iowa, 1/6/19 (Kriener 14; Cook 16; Bohannon 25; Moss 12; Wieskamp 10)
Had a player score 40 points	41; Aleks Maric, vs. Kansas State, 2/13/07	41; Jarrius Jackson, Texas Tech, 2/18/06
Had a player score 30 points	30; James Palmer Jr. vs. Rutgers (BTT), 3/13/19	30; Marcus Zegarowski, Creighton, 12/7/19
Had a player grab 15 rebounds	16; Isaiah Roby vs. Northwestern, 2/16/19	15; Trayce Jackson Davis, Indiana, 12/13/19
Had a player dish out 10 assists	10; Cam Mack at Indiana, 12/13/19	10; Xavier Simpson, Michigan, 2/28/19
Had a player collect five steals	5; Dachon Burke vs George Mason, 11/26/18	7; Josh Reeves, Penn State, 2/25/18
Had a player block five shots	5; Isaiah Roby vs. Maryland, 2/6/18	5; AJ Wilson, George Mason, 11/26/19



## MISC REVIEW

Nebraska Record When:	All (W)	All(L)	H(W)	H(L)	A (W)	A (L)						
Ahead at Halftime	2	1	2	1	0	0	Rebounds are Even	0	0	0	0	0
Behind at Halftime	2	5	0	1	2	4	Committing More TOs than Opp	1	1	0	0	1
Tied at Halftime	0	0	0	0	0	0	Committing Fewer TOs than Opp	2	5	2	2	0
Bench Outscores Opponent's	2	3	1	0	1	3	Turnovers are Even	1	0	0	0	1
Opponent Bench Outscores NU	2	3	1	2	1	1	Leading with 5:00 left	4	1	2	1	2
Bench scoring is even	0	0	0	0	0	0	Trailing with 5:00 left	0	5	0	1	0
Shooting 50% or Better	3	0	1	0	2	0	Tied with 5:00 left	0	0	0	0	0
Shooting Under 50%	1	6	1	2	0	4	In Overtime	1	2	1	1	0
Opp. Shoots 50% or Better	0	1	0	0	0	1	Scoring 80 or more points	3	1	2	0	1
Opp. Shoots Under 50%	4	5	2	2	2	3	Scoring 61 to 79 points	1	3	0	1	1
Outshooting Opponent (pct.)	3	0	2	0	1	0	Scoring 60 or fewer points	0	2	0	1	0
Outshot by Opponent (pct.)	1	6	0	2	1	4	Allowing 80 or more points	1	3	1	0	0
Shooting is even	0	0	0	0	0	0	Allowing 61 to 79 points	3	3	1	2	2
Outrebounding Opponent	1	0	1	0	0	0	Allowing 60 or fewer points	0	0	0	0	0
Outrebounded by Opponent	3	6	1	2	2	4						

## MISC REVIEW

Biggest margin of victory .....	17, South Dakota State (11/15)	Largest halftime lead surrendered in loss .....	11, Southern Utah (11/9)
Biggest margin of defeat .....	19, UC Riverside (11/5); vs. George Mason (11/26); at Creighton (12/7)	Largest lead at any time .....	31, South Dakota State (11/15)
Largest deficit overcome in win.....	8, Southern (11/22)	Largest deficit at any time .....	32, at Creighton (12/7)
Largest halftime deficit overcome in win .....	N/A	Largest runs without opponent scoring .....	13, South Dakota State (8:10-4:22, 1st)
Largest lead surrendered in loss.....	14, Southern Utah (11/9)	Largest opponent run without NU scoring.....	13, Southern (3:40-1:14, 1st)

## SPECIALITY STATS

Opponent	NU-Opp Paint	NU-Opp off TO	NU-Opp 2nd Ch.	NU-Opp Bench	Largest Lead	Largest Deficit	Tip	1st Sub(s)
UC Riverside	18-22	14-3	0-11	14-18	9, (13:12, 1st)	20 (1:19, 2nd)	Won	Cross, Kavas
Southern Utah	42-48	12-13	3-9	28-29	15 (4:10, 1st)	4 (0:05, 2nd)	Lost	Cross
South Dakota State	50-48	16-7	11-13	20-24	31 (4:50, 1st)	-	Won	Cross
Southern	38-38	18-11	3-16	30-23	13 (5:07, 1st)	8 (14:06, 2nd)	Lost	Cross, Kavas
vs. Washington State	40-42	19-17	4-20	19-14	16 (7:22, 2nd)	6 (6:44, 1st)	Won	Cross
vs. George Mason	24-34	15-11	9-17	26-15	2 (10:44, 1st)	21 (2nd, 1:23)	Lost	Cross
vs. South Florida	32-34	12-10	2-15	12-19	8 (8:14, 1st)	8 (2nd, 6:42)	Lost	Cross
at Georgia Tech	30-48	10-18	5-7	13-10	4 (12:32, 1st)	20 (2nd, 0:16)	Lost	Cross
at Creighton	34-38	11-11	10-7	29-12	-	32 (2nd, 18:36)	Won	Mack, Cross
at Indiana	42-52	21-10	10-26	3-28	4 (7:04, 1st)	9 (1st, 16:57)	Lost	Cross

## NEBRASKA SEASON/CAREER BESTS

## #0 AKOL AROP

**Points**  
Season: 2 at Creighton (12/7)  
Career: Same

**Rebounds**  
Season: 4 at Creighton (12/7)  
Career: Same

**Field Goals**  
Season: None  
Career: Same

**Field Goal Attempts**  
Season: 1 vs. UC Riverside (11/5); at Creighton (12/7)  
Career: Same

**3-Point Field Goals**  
Season: None  
Career: Same

**3-Point Field Goal Attempts**  
Season: 1 vs. UC Riverside (11/5)  
Career: Same

**Free Throws**  
Season: 2 at Creighton (12/7)  
Career: Same

**Free Throw Attempts**  
Season: 2 at Creighton (12/7)  
Career: Same

**Assists**  
Season: None  
Career: Same

**Steals**  
Season: None  
Career: Same

**Blocks**  
Season: 1 at Creighton (12/7)  
Career: Same

**Minutes Played**  
Season: 3 at Creighton (12/7)  
Career: Same

## #1 KEVIN CROSS

**Points**  
Season: 19 vs. Southern Utah (11/9)  
Career: Same

**Rebounds**  
Season: 8 vs. Washington State (11/25)  
Career: Same

**Field Goals**  
Season: 8 vs. Southern Utah (11/9)  
Career: Same

**Field Goal Attempts**  
Season: 15 vs. Southern Utah (11/9)  
Career: Same

**3-Point Field Goals**  
Season: 2 vs. Washington State (11/25)  
Career: Same

**3-Point Field Goal Attempts**  
Season: 6 vs. UC Riverside (11/5)  
Career: Same

**Free Throws**  
Season: 2 vs. Southern Utah (11/9)  
Career: Same

**Free Throw Attempts**  
Season: 2 vs. UC Riverside (11/5); vs. Southern Utah (11/9)  
Career: Same

**Assists**  
Season: 2 vs. Southern Utah (11/22); at Indiana (12/13)  
Career: Same

**Steals**  
Season: None  
Career: Same

**Blocks**  
Season: 2 vs. SDSU (11/15); vs. Washington State (11/25)  
Career: Same

**Minutes Played**  
Season: 36 vs. Southern Utah (11/9)  
Career: Same

## #3 CAM MACK

**Points**  
Season: 24 vs. SDSU (11/15)  
Career: Same

**Rebounds**  
Season: 9 vs. UC Riverside (11/5)  
Career: Same

**Field Goals**  
Season: 8 vs. SDSU (11/15)  
Career: Same

**Field Goal Attempts**  
Season: 14 three times, last at Indiana (12/13)  
Career: Same

**3-Point Field Goals**  
Season: 3 vs. SDSU (11/15); at Indiana (12/13)  
Career: Same

**3-Point Field Goal Attempts**  
Season: 8 at Indiana (12/13)  
Career: Same

**Free Throws**  
Season: 6 vs. Washington State (11/25)  
Career: Same

**Free Throw Attempts**  
Season: 11 vs. Washington State (11/25)  
Career: Same

**Assists**  
Season: 11 vs. Southern Utah (11/9)  
Career: Same

**Steals**  
Season: 3 vs. SDSU (11/15); vs. Washington State (11/25)  
Career: Same

**Blocks**  
Season: 1 vs. Southern Utah (11/9); at Georgia Tech (12/4)  
Career: Same

**Minutes Played**  
Season: 45 at Indiana (12/13)  
Career: Same

## #11 DACHON BURKE JR.

**Points**  
Season: 25 at Indiana (12/13)  
Career: Same

**Rebounds**  
Season: 7 vs. SDSU (11/15)  
Career: Same

**Field Goals**  
Season: 9 at Indiana (12/13)  
Career: Same

**Field Goal Attempts**  
Season: 13 three times, last at Indiana (12/13)  
Career: Same

**3-Point Field Goals**  
Season: 4 at Indiana (12/13)  
Career: Same

**3-Point Field Goal Attempts**  
Season: 8 at Indiana (12/13)  
Career: Same

**Free Throws**  
Season: 6 vs. SDSU (11/15)  
Career: Same

**Free Throw Attempts**  
Season: 9 vs. SDSU (11/15)  
Career: Same

**Assists**  
Season: 2 four times, last at Indiana (12/13)  
Career: Same

**Steals**  
Season: 5 vs. George Mason (11/26)  
Career: Same

**Blocks**  
Season: 2 vs. Southern (11/22)  
Career: Same

**Minutes Played**  
Season: 40 at Indiana (12/13)  
Career: Same

## #22 HAANIF CHEATHAM

**Points**  
Season: 26 vs. South Florida (11/27/19)  
Career: Same

**Rebounds**  
Season: 11 at Georgia Tech (12/4)  
Career: Same

**Field Goals**  
Season: 9 vs. South Florida (11/27/19)  
Career: Same

**Field Goal Attempts**  
Season: 15 at Indiana (12/13)  
Career: Same

**3-Point Field Goals**  
Season: 2 three times, last at Indiana (12/13)  
Career: Same

**3-Point Field Goal Attempts**  
Season: 6 at Indiana (12/13)  
Career: Same

**Free Throws**  
Season: 9 vs. South Florida (11/27/19)  
Career: Same

**Free Throw Attempts**  
Season: 11 vs. South Florida (11/27/19)  
Career: Same

**Assists**  
Season: 3 three times, last at Indiana (12/13)  
Career: Same

**Steals**  
Season: 2 vs. Southern Utah (11/9); at Georgia Tech (12/4)  
Career: Same

**Blocks**  
Season: 1 vs. Southern Utah (11/9); vs. SDSU (11/15)  
Career: Same

**Minutes Played**  
Season: 41 at Indiana (12/13)  
Career: Same

## #23 JERVAY GREEN

**Points**  
Season: 22 vs. Southern (11/22)  
Career: Same

**Rebounds**  
Season: 8 vs. So. Utah (11/9); vs. Washington State (11/25)  
Career: Same

**Field Goals**  
Season: 7 vs. Southern (11/22)  
Career: Same

**Field Goal Attempts**  
Season: 18 vs. Southern Utah (11/9)  
Career: Same

**3-Point Field Goals**  
Season: 4 vs. Southern (11/22)  
Career: Same

**3-Point Field Goal Attempts**  
Season: 10 at Georgia Tech (12/4)  
Career: Same

**Free Throws**  
Season: 4 vs. Southern Utah (11/9); vs. Southern (11/22)  
Career: Same

**Free Throw Attempts**  
Season: 7 vs. Southern (11/22)  
Career: Same

**Assists**  
Season: 6 vs. Southern (11/22)  
Career: Same

**Steals**  
Season: 3 vs. Southern Utah (11/9)  
Career: Same

**Blocks**  
Season: 3 vs. UC Riverside (11/5)  
Career: Same

**Minutes Played**  
Season: 46 vs. Southern Utah (11/9)  
Career: Same

## #24 YVAN QUEDRAOGO

**Points**  
Season: 11 vs. Southern (11/22)  
Career: Same

**Rebounds**  
Season: 12 vs. SDSU (11/15)  
Career: Same

**Field Goals**  
Season: 4 vs. UC Riverside (11/5); at Indiana (12/13)  
Career: Same

**Field Goal Attempts**  
Season: 11 at Indiana (12/13)  
Career: Same

**3-Point Field Goals**  
Season: None  
Career: Same

**3-Point Field Goal Attempts**  
Season: None  
Career: Same

**Free Throws**  
Season: 5 vs. Southern (11/22)  
Career: Same

**Free Throw Attempts**  
Season: 7 vs. Southern (11/22)  
Career: Same

**Assists**  
Season: 2 vs. SDSU (11/15)  
Career: Same

**Steals**  
Season: 2 vs. UC Riverside (11/5); vs. George Mason (11/26)  
Career: Same

**Blocks**  
Season: 2 vs. George Mason (11/26)  
Career: Same

**Minutes Played**  
Season: 32 at Indiana (12/13)  
Career: Same

## #25 MATEJ KAVAS

**Points**  
Season: 11 at Creighton (12/7)  
Career: Same

**Rebounds**  
Season: 3 vs. SDSU (11/15)  
Career: Same

**Field Goals**  
Season: 4 at Creighton (12/7)  
Career: Same

**Field Goal Attempts**  
Season: 8 at Creighton (12/7)  
Career: Same

**3-Point Field Goals**  
Season: 3 vs. Southern (11/22); at Creighton (12/7)  
Career: Same

**3-Point Field Goal Attempts**  
Season: 7 at Creighton (12/7)  
Career: Same

**Free Throws**  
Season: 5 vs. George Mason (11/26)  
Career: Same

**Free Throw Attempts**  
Season: 6 vs. George Mason (11/26)  
Career: Same

**Assists**  
Season: 1 four times, last at Creighton (12/7)  
Career: Same

**Steals**  
Season: 1 vs. Southern (11/22)  
Career: Same

**Blocks**  
Season: 1 vs. Southern (11/22)  
Career: Same

**Minutes Played**  
Season: 25 vs. UC Riverside (11/5)  
Career: Same

## NEBRASKA SEASON/CAREER BESTS

## #30 CHARLIE EASLEY

**Points**

Season: 4 at Creighton (12/7)

Career: Same

**Rebounds**

Season: 1 vs. UC Riverside (11/5)

Career: Same

**Field Goals**

Season: 2 at Creighton (12/7)

Career: Same

**Field Goal Attempts**

Season: 2 at Creighton (12/7)

Career: Same

**3-Point Field Goals**

Season: None

Career: Same

**3-Point Field Goal Attempts**

Season: None

Career: Same

**Free Throws**

Season: None

Career: Same

**Free Throw Attempts**

Season: 2 vs. SDSU (11/15)

Career: Same

**Assists**

Season: 1 at Creighton (12/7)

Career: Same

**Steals**

Season: None

Career: Same

**Blocks**

Season: None

Career: Same

**Minutes Played**

Season: 4 at Creighton (12/7)

Career: Same

## #34 THORIR THORBJARNARSON

**Points**

Season: 17 at Indiana (12/13)

Career: same

**Rebounds**

Season: 7 at Georgia Tech (12/4)

Career: 10 vs. Wisconsin (1/29/18)

**Field Goals**

Season: 7 at Indiana (12/13)

Career: same

**Field Goal Attempts**

Season: 12 at Indiana (12/13)

Career: same

**3-Point Field Goals**

Season: 4 at Creighton (12/7)

Career: same

**3-Point Field Goal Attempts**

Season: 5 at Creighton (12/7); at Indiana (12/13)

Career: same

**Free Throws**

Season: 2 vs. Southern Utah (11/9); at Georgia Tech (12/4)

Career: 2 four times, last at Georgia Tech (12/4)

**Free Throw Attempts**

Season: 2 three times, last at Georgia Tech (12/4)

Career: 2 eight times, last at Georgia Tech (12/4)

**Assists**

Season: 1 three times, last at Indiana (12/13)

Career: 4 vs. Butler (3/20/19)

**Steals**

Season: 2 at Georgia Tech (12/4)

Career: 5 vs. Maryland (3/14/19)

**Blocks**

Season: 1 vs. Southern (11/22)

Career: 2 vs. Iowa (3/10/19)

**Minutes Played**

Season: 41 at Indiana (12/13)

Career: same



**#0 AKOL AROP** | 6-6 | 195 | Fr. | F | Omaha, Neb.

**CAREER STATS**

Year	Total												Rebounds												
	GP	GS	Min	Avg	FG	FGA	Pct	3FG	3FGA	Pct	FT	FTA	Pct	Off	Def	Tot	Avg	PF	FO	Ast	TO	Blk	Stl	Pts	Avg
2019-20	5	0	6	1.2	0	2	.000	0	1	.000	2	2	1.000	0	6	6	1.2	0	0	0	1	1	0	2	0.4
<b>TOTAL</b>	<b>5</b>	<b>0</b>	<b>6</b>	<b>1.2</b>	<b>0</b>	<b>2</b>	<b>.000</b>	<b>0</b>	<b>1</b>	<b>.000</b>	<b>2</b>	<b>2</b>	<b>1.000</b>	<b>0</b>	<b>6</b>	<b>6</b>	<b>1.2</b>	<b>0</b>	<b>0</b>	<b>0</b>	<b>1</b>	<b>1</b>	<b>0</b>	<b>2</b>	<b>0.4</b>

**2019-20 GAME BY GAME**

Opponent	Date	GS	Min	TOTAL			3-PTS			REBOUNDS			PF	FO	A	TO	Blk	Stl	Pts	Avg				
				FG	FGA	Pct	3FG	FGA	Pct	FT	FTA	Pct									Off	Def	Tot	Avg
UC Riverside	11/5/19	1	0	1	.000	0	1	.000	0	0	.000	0	1	1	1.0	0	0	0	0	0	0.0			
Southern Utah	11/9/19	DNP																						
South Dakota St.	11/15/19	1	0	0	.000	0	0	.000	0	0	.000	0	1	1	1.0	0	0	0	0	0	0.0			
Southern	11/22/19	DNP																						
vs. Washington State	11/25/19	DNP																						
vs. George Mason	11/26/19	DNP																						
vs. South Florida	11/27/19	DNP																						
at Georgia Tech	12/04/19	1	0	0	.000	0	0	.000	0	0	.000	0	0	0	0.7	0	0	0	0	0	0	0	0.0	
at Creighton	12/7/19	3	0	1	.000	0	0	.000	2	2	1.000	0	4	4	1.5	0	0	0	1	1	0	2	0.5	
at Indiana	12/13/19	0+	0	0	.000	0	0	.000	0	0	.000	0	0	0	1.2	0	0	0	0	0	0	0	0.4	
<b>Totals</b>		<b>0</b>	<b>6</b>	<b>0</b>	<b>2</b>	<b>.000</b>	<b>0</b>	<b>1</b>	<b>.000</b>	<b>2</b>	<b>2</b>	<b>1.000</b>	<b>0</b>	<b>6</b>	<b>6</b>	<b>1.2</b>	<b>0</b>	<b>0</b>	<b>0</b>	<b>1</b>	<b>1</b>	<b>0</b>	<b>2</b>	<b>0.4</b>

**NOTING AROP**

- Was used as a defensive sub against Indiana late in the game
- Earned his most extensive time against Creighton, totaling two points, four rebounds and a blocked shot in four minutes
- Played the final minute against Georgia Tech
- Had a rebound in a minute of work against South Dakota State
- Grabbed a rebound in his collegiate debut against UC Riverside
- 2019 Gatorade Player of the Year in Nebraska who averaged 19.4 points, 10.9 rebounds and 2.6 blocks per game as a senior at Omaha Creighton Prep High School
- First-team all-state selection by the Omaha World-Herald and Lincoln Journal Star after recording 19 double-doubles as a senior
- Totaled 1,268 points on 66 percent shooting, 733 rebounds and 162 blocks in three seasons at Creighton Prep
- Was AAU teammates with fellow Husker freshmen Jace Piatkowski, Charlie Easley and Bret Porter
- One of nine kids in the family, including older brother, Aguek, who plays basketball at San Diego State

**MISC. STATS**

Category	2019-20	Career
Double-Figure Scoring	0	0
Double-Figure Rebounding	0	0
Double-Figure Assists	0	0
Double-Doubles	0	0
Led NU in Scoring	0	0
Led NU in Rebounding	0	0
Led NU in Assists	0	0
20+ Point Games	0	0
30+ Point Games	0	0

**TOP PERFORMANCES OF 2019-20**

Category	No.	Opponent (Date)
Points	2	at Creighton (12/7)
Rebounds	4	at Creighton (12/7)
	1	UC Riverside (11/5/19)
	1	South Dakota State (11/15/19)
Assists	NA	


**#1 KEVIN CROSS** | 6-8 | 240 | Fr. | F | Little Rock, Ark.

**CAREER STATS**

Year	GP	GS	Total										Rebounds												
			Min	Avg	FG	FGA	Pct	3FG	3FGA	Pct	FT	FTA	Pct	Off	Def	Tot	Avg	PF	FO	Ast	TO	Blk	Stl	Pts	Avg
2019-20	10	0	192	19.2	29	69	.420	8	30	.267	5	13	.385	11	27	38	3.8	12	0	8	12	6	0	71	7.1
<b>TOTAL</b>	<b>10</b>	<b>0</b>	<b>192</b>	<b>19.2</b>	<b>29</b>	<b>69</b>	<b>.420</b>	<b>8</b>	<b>30</b>	<b>.267</b>	<b>5</b>	<b>13</b>	<b>.385</b>	<b>11</b>	<b>27</b>	<b>38</b>	<b>3.8</b>	<b>12</b>	<b>0</b>	<b>8</b>	<b>12</b>	<b>6</b>	<b>0</b>	<b>71</b>	<b>7.1</b>

**2019-20 GAME BY GAME**

Opponent	Date	GS	Min	TOTAL			3-PTS			REBOUNDS			PF	FO	A	TO	Blk	Stl	Pts	Avg				
				FG	FGA	Pct	3FG	FGA	Pct	FT	FTA	Pct									Off	Def	Tot	Avg
UC Riverside	11/05/19	14	1	10	.100	1	6	.167	1	2	.500	3	0	3	3.0	2	0	0	0	4	4.0			
Southern Utah	11/09/19	36	8	15	.533	1	3	.333	2	2	1.000	3	2	5	4.0	1	0	2	1	0	19	11.5		
South Dakota St.	11/15/19	17	4	5	.800	1	1	1.000	1	1	1.000	0	2	2	3.3	4	0	0	1	2	0	10	11.0	
Southern	11/22/19	23	4	6	.667	0	2	.000	0	2	.000	0	1	1	2.8	0	0	2	0	0	8	10.3		
vs. Washington St.	11/25/19	26	6	8	.750	2	4	.500	0	2	.000	0	8	8	3.8	0	0	1	3	2	0	14	11.0	
vs. George Mason	11/26/19	20	4	8	.500	3	5	.600	0	0	.000	1	4	5	4.0	1	0	1	2	1	0	11	11.0	
vs. South Florida	11/27/19	16	0	5	.000	0	2	.000	0	0	.000	0	1	1	3.6	0	0	1	1	0	0	0	9.4	
at Georgia Tech	12/04/19	17	1	6	.167	0	3	.000	0	0	.000	1	4	5	3.8	1	0	1	2	0	0	2	8.5	
at Creighton	12/7/19	10	0	3	.000	0	2	.000	0	2	.000	0	1	1	3.4	1	0	0	1	0	0	0	7.6	
at Indiana	12/13/19	13	1	3	.333	0	2	.000	1	2	.500	3	4	7	3.8	2	0	2	0	0	0	3	7.1	
<b>Totals</b>		<b>0</b>	<b>192</b>	<b>29</b>	<b>69</b>	<b>.420</b>	<b>8</b>	<b>30</b>	<b>.267</b>	<b>5</b>	<b>13</b>	<b>.385</b>	<b>11</b>	<b>27</b>	<b>38</b>	<b>3.8</b>	<b>12</b>	<b>0</b>	<b>8</b>	<b>12</b>	<b>6</b>	<b>0</b>	<b>71</b>	<b>7.1</b>

**NOTING CROSS**

- True freshman who is splitting time at center and can step out to 3-point range
- Had three points, but chipped in seven rebounds and two assists at Indiana
- Totaled 11 points - all in the second half - and tied for team high with five rebounds against George Mason
- Finished with 14 points on 6-of-8 shooting and a season-high eight rebounds in a win over Washington State
- Scored all eight points of his in the second half against Southern and added two assists in the overtime win
- Came off the bench with 10 points on 4-of-5 shooting in 17 minutes against South Dakota State
- Led Nebraska with 19 points on 8-of-15 shooting against Southern Utah, as his 19 points were the most by a Husker freshman since 2013
  - Two-time all-state performer at Mills University Studies High School helping his team to state runner-up finishes in 2018 and 2019
  - Averaged 18 points, 10 rebounds and two assists per game as a senior, earning second-team all-state (all classes) recognition by the Arkansas Democrat Gazette

**MISC. STATS**

Category	2019-20	Career
Double-Figure Scoring	4	4
Double-Figure Rebounding	0	0
Double-Figure Assists	0	0
Double-Doubles	0	0
Led NU in Scoring	1	1
Led NU in Rebounding	2	2
Led NU in Assists	0	0
20+ Point Games	0	0
30+ Point Games	0	0

**TOP PERFORMANCES OF 2019-20**

Category	No.	Opponent (Date)
Points	19	Southern Utah (11/9/19)
	14	vs. Washington State (11/25/19)
	11	vs. George Mason (11/26/19)
Rebounds	8	vs. Washington State (11/25/19)
	7	at Indiana (12/13/19)
	5	at Georgia Tech (12/4/19)
	5	vs. George Mason (11/26/19)
	5	Southern Utah (11/9/19)
Assists	2	at Indiana (12/13/19)
	2	Southern (11/22/19)



**#3 CAM MACK** | 6-2 | 175 | So. | G | Austin, Texas

**CAREER STATS**

Year	GP	GS	Total										Rebounds					PF	FO	Ast	TO	Blk	Stl	Pts	Avg
			Min	Avg	FG	FGA	Pct	3FG	3FGA	Pct	FT	FTA	Pct	Off	Def	Tot	Avg								
2019-20	10	8	349	34.9	44	108	.407	11	36	.306	27	46	.587	10	31	41	4.1	28	1	61	28	3	15	126	12.6
<b>TOTAL</b>	<b>10</b>	<b>8</b>	<b>349</b>	<b>34.9</b>	<b>44</b>	<b>108</b>	<b>.407</b>	<b>11</b>	<b>36</b>	<b>.306</b>	<b>27</b>	<b>46</b>	<b>.587</b>	<b>10</b>	<b>31</b>	<b>41</b>	<b>4.1</b>	<b>28</b>	<b>1</b>	<b>61</b>	<b>28</b>	<b>3</b>	<b>15</b>	<b>126</b>	<b>12.6</b>

**2019-20 GAME BY GAME**

Opponent	Date	GS	Min	TOTAL			3-PTS			REBOUNDS				PF	FO	A	TO	Blk	Stl	Pts	Avg			
				FG	FGA	Pct	3FG	3FGA	Pct	FT	FTA	Pct	Off									Def	Tot	Avg
UC Riverside	11/05/19	*	32	4	13	.308	2	5	.400	1	2	.500	3	6	9	9.0	1	0	3	2	0	11	11.0	
Southern Utah	11/09/19	*	42	5	14	.357	0	6	.000	3	6	.500	1	6	7	8.0	2	0	11	3	1	2	13	12.0
South Dakota St.	11/15/19	*	35	8	14	.571	3	6	.500	5	7	.714	1	1	2	6.0	2	0	4	1	0	3	24	16.0
Southern	11/22/19	*	36	6	11	.545	0	0	.000	4	7	.571	1	1	2	5.0	3	0	8	3	0	1	16	16.0
vs Washington St.	11/25/19	*	37	2	8	.250	0	2	.000	6	11	.545	1	7	8	5.6	5	1	6	5	0	3	10	14.8
vs George Mason	11/26/19	*	30	4	9	.444	1	3	.333	0	0	.000	1	1	2	5.0	4	0	3	4	0	0	9	13.8
vs. South Florida	11/27/19		27	2	5	.400	0	0	.000	1	2	.500	1	3	4	4.9	1	0	7	1	0	2	5	12.6
at Georgia Tech	12/04/19	*	35	4	11	.364	1	3	.333	2	4	.500	1	1	2	4.5	4	0	6	3	1	1	11	12.4
at Creighton	12/7/19		30	4	9	.444	1	3	.333	3	5	.600	0	2	2	4.2	3	0	3	2	1	1	12	12.3
at Indiana	12/13/19	*	45	5	14	.357	3	8	.375	2	2	1.000	0	3	3	4.1	3	0	10	4	0	2	15	12.6
<b>Totals</b>		<b>8</b>	<b>349</b>	<b>44</b>	<b>108</b>	<b>.407</b>	<b>11</b>	<b>36</b>	<b>.306</b>	<b>27</b>	<b>46</b>	<b>.587</b>	<b>10</b>	<b>31</b>	<b>41</b>	<b>4.1</b>	<b>28</b>	<b>1</b>	<b>61</b>	<b>28</b>	<b>3</b>	<b>15</b>	<b>126</b>	<b>12.6</b>

**NOTING MACK**

- Junior college transfer who has emerged as the Huskers' starting point guard
- Shined against Indiana with a double-double, finishing with 15 points, including a trio of 3-pointers, and 10 assists
- Came off the bench with 12 points and three assists at Creighton
- Finished with 11 points and six assists in the loss at Georgia Tech
- Came off the bench in the win over South Florida and had seven assists and five points in 27 minutes
- Nearly posted his second double-double of the season with 10 points, eight rebounds and six assists vs. Washington State
- Finished with 16 points and eight assists in the win over Southern
- Posted his first 20-point game with 24 points, four assists and three steals in the win over South Dakota State
- Dished out 11 assists - the most by a Husker since 2010 - while scoring 13 points and snaring seven rebounds against Southern Utah
- Nearly posted a double-double in his Husker debut with 11 points and nine rebounds against UC Riverside
- Rated as the top point guard and No. 3 overall JC player in the country according to JUCORecruiting.com
- Garnered first-team All-Region 18 honors at Salt Lake Community College, averaging 19.1 points, 7.6 assists, 5.9 rebounds and 2.4 steals per game in 2018-19
- Ranked fifth nationally in NJCAA in assists per game while finishing 24th nationally in steals per game
- Totaled five 30-point games and had 10-or-more assists nine times in his year at the school
- Led Christian Life Preparatory High School to a Texas Christian Athletic League Class 4A state championship as a senior, averaging 24.5 points, 2.5 rebounds, 1.5 steals and 1.2 assists per game

**MISC. STATS**

Category	2019-20	Career
Double-Figure Scoring	8	8
Double-Figure Rebounding	0	0
Double-Figure Assists	2	2
Double-Doubles	2	2
Led NU in Scoring	2	2
Led NU in Rebounding	2	2
Led NU in Assists	9	9
20+ Point Games	1	1
30+ Point Games	0	0

**TOP PERFORMANCES OF 2019-20**

Category	No.	Opponent (Date)
Points	24	South Dakota State (11/15/19)
	16	Southern (11/22/19)
	15	at Indiana (12/13/19)
Rebounds	9	UC Riverside (11/5/19)
	8	vs. Washington State (11/25/19)
	7	Southern Utah (11/9/19)
Assists	11	Southern Utah (11/9/19)
	10	at Indiana (12/13/19)
	8	Southern (11/22/19)


**#11 DACHON BURKE JR.** | 6-4 | 180 | Jr. | G | Orange, N.J.

**CAREER STATS**

Year	GP	GS	Total										Rebounds				PF	FO	Ast	TO	Blk	Stl	Pts	Avg	
			Min	Avg	FG	FGA	Pct	3FG	3FGA	Pct	FT	FTA	Pct	Off	Def	Tot									Avg
2016-17*	33	17	755	22.9	95	226	.420	14	44	.318	47	64	.734	49	79	128	3.9	74	4	24	58	11	51	251	7.6
2017-18*	32	32	1044	32.6	210	458	.459	44	130	.338	98	156	.628	59	125	184	5.8	81	0	80	86	16	67	562	17.6
2019-20	10	10	281	28.1	46	109	.422	15	41	.366	26	44	.591	7	29	36	3.6	17	0	13	12	6	13	133	13.3
<b>TOTAL</b>	<b>10</b>	<b>10</b>	<b>281</b>	<b>28.1</b>	<b>46</b>	<b>109</b>	<b>.422</b>	<b>15</b>	<b>41</b>	<b>.366</b>	<b>26</b>	<b>44</b>	<b>.591</b>	<b>7</b>	<b>29</b>	<b>36</b>	<b>3.6</b>	<b>17</b>	<b>0</b>	<b>13</b>	<b>12</b>	<b>6</b>	<b>13</b>	<b>133</b>	<b>13.3</b>
<i>All*</i>	<i>75</i>	<i>59</i>	<i>2080</i>	<i>27.7</i>	<i>351</i>	<i>793</i>	<i>.443</i>	<i>73</i>	<i>215</i>	<i>.340</i>	<i>171</i>	<i>264</i>	<i>.648</i>	<i>115</i>	<i>233</i>	<i>348</i>	<i>4.6</i>	<i>172</i>	<i>4</i>	<i>117</i>	<i>156</i>	<i>33</i>	<i>131</i>	<i>946</i>	<i>12.6</i>

**2019-20 GAME BY GAME**

Opponent	Date	GS	Min	TOTAL			3-PTS			REBOUNDS			PF	FO	A	TO	Blk	Stl	Pts	Avg				
				FG	FGA	Pct	3FG	FGA	Pct	FT	FTA	Pct									Off	Def	Tot	Avg
UC Riverside	11/05/19	*	23	2	7	.286	0	3	.000	3	4	.750	0	2	2	2.0	0	0	0	2	1	1	7	7.0
Southern Utah	11/09/19	*	33	4	10	.400	1	4	.250	4	4	1.000	0	4	4	3.0	4	0	2	1	1	1	13	10.0
South Dakota State	11/15/19	*	28	5	13	.385	1	4	.250	6	9	.667	3	4	7	4.3	2	0	1	0	0	1	17	12.3
Southern	11/22/19	*	17	3	6	.500	2	3	.667	1	6	.167	1	2	3	4.0	1	0	1	0	2	0	9	11.5
vs Washington St.	11/25/19	*	29	5	13	.385	1	2	.500	3	4	.750	1	4	5	4.2	0	0	2	0	0	1	14	12.0
vs George Mason	11/26/19	*	31	5	12	.417	2	5	.400	2	4	.500	0	2	2	3.8	1	0	1	4	1	5	14	12.3
vs. South Florida	11/27/19	*	31	8	11	.727	3	5	.600	2	4	.500	1	3	4	3.9	2	0	1	1	1	0	21	13.6
at Georgia Tech	12/04/19	*	20	1	9	.111	1	5	.200	1	2	.500	0	1	1	3.5	1	0	1	0	0	0	4	12.4
at Creighton	12/7/19	*	29	4	12	.333	0	2	.000	1	3	.333	1	6	7	3.9	2	0	2	2	0	2	9	12.0
at Indiana	12/13/19	*	40	9	16	.563	4	8	.500	3	4	.750	0	1	1	3.6	4	0	2	2	0	2	25	13.3
<b>Totals</b>		<b>10</b>	<b>281</b>	<b>46</b>	<b>109</b>	<b>.422</b>	<b>15</b>	<b>41</b>	<b>.366</b>	<b>26</b>	<b>44</b>	<b>.591</b>	<b>7</b>	<b>29</b>	<b>36</b>	<b>3.6</b>	<b>17</b>	<b>0</b>	<b>13</b>	<b>12</b>	<b>6</b>	<b>13</b>	<b>133</b>	<b>13.3</b>

**NOTING BURKE**

- Has started all 10 games as Nebraska has utilized a four-guard lineup
- Scored a season-high 25 points at Indiana, including a game-tying 3-pointer with 1.0 second left in regulation, as went 9-of-16 from the field and had four 3-pointers
- Nearly had a double-double with nine points and a season-high seven boards at Creighton
- Enjoyed a strong performance at the Cayman Islands Classic, averaging 16.3 points per game on 50 percent shooting, 3.7 steals and 2.0 steals per game
- Totaled a season-high 21 points on 8-of-11 shooting including two crucial 3-pointers after South Florida pulled within one in the second half
- Totaled 14 points - including Nebraska's first 12 points - and a season-high five steals in the loss to George Mason
- Had 14 points and five rebounds in the win over Washington State
- Finished with nine points and two blocked shots in the overtime win over Southern
- Tallied a season-high 17 points and seven boards in 28 minutes of work against South Dakota State
- Reached double figures for the first time at Nebraska with 13 points and four rebounds vs. Southern Utah
- Sat out the 2018-19 season after transferring from Robert Morris
- Earned second-team All-Northeast Conference honors in 2017-18, averaging 17.6 points, 5.8 rebounds and 2.1 assists per game, as he led the NEC in steals and was fourth in scoring
- Four-time conference player of the week who reached double figures 30 times as a sophomore

**MISC. STATS**

Category	2019-20	Career*
Double-Figure Scoring	6	47
Double-Figure Rebounding	0	3
Double-Figure Assists	0	0
Double-Doubles	0	3
Led NU in Scoring	2	2
Led NU in Rebounding	1	1
Led NU in Assists	0	0
20+ Point Games	2	12
30+ Point Games	0	0

\*Includes Robert Morris

**TOP PERFORMANCES OF 2019-20**

Category	No.	Opponent (Date)
Points	25	at Indiana (12/13/19)
	21	vs. South Florida (11/27/19)
	17	South Dakota State (11/15/19)
Rebounds	7	South Dakota State (11/15/19)
	7	at Creighton (12/7/19)
	5	vs. Washington State (11/25/19)
Assists	2	Southern Utah (11/9/19)
	2	vs. Washington State (11/25/19)
	2	at Creighton (12/7/19)
	2	at Indiana (12/13/19)



**#22 HAANIF CHEATHAM** | 6-5 | 195 | Sr. | G | Fort Lauderdale, Fla.

**CAREER STATS**

Year	GP	GS	Min	Avg	Total										Rebounds				PF	FO	Ast	TO	Blk	Stl	Pts	Avg
					FG	FGA	Pct	3FG	3FGA	Pct	FT	FTA	Pct	Off	Def	Tot	Avg									
2015-16*	33	33	974	29.5	131	268	.489	29	75	.387	100	122	.820	13	98	111	3.4	67	1	73	88	1	34	391	11.8	
2016-17*	32	25	814	25.4	93	203	.458	13	40	.325	79	103	.767	22	101	123	3.8	49	0	71	51	4	23	278	8.7	
2017-18*	5	5	131	26.2	16	37	.432	5	13	.385	4	7	.571	2	12	14	2.8	7	0	7	8	0	5	41	8.2	
2018-19*	10	10	273	27.3	49	108	.454	8	22	.364	26	40	.650	4	44	48	4.8	12	0	19	24	2	12	132	13.2	
2019-20	10	10	335	33.5	50	90	.556	7	22	.318	27	43	.628	5	48	53	5.3	16	0	15	12	2	7	134	13.4	
<b>TOTAL</b>	<b>10</b>	<b>10</b>	<b>335</b>	<b>33.5</b>	<b>50</b>	<b>90</b>	<b>.556</b>	<b>7</b>	<b>22</b>	<b>.318</b>	<b>27</b>	<b>43</b>	<b>.628</b>	<b>5</b>	<b>48</b>	<b>53</b>	<b>5.3</b>	<b>16</b>	<b>0</b>	<b>15</b>	<b>12</b>	<b>2</b>	<b>7</b>	<b>134</b>	<b>13.4</b>	
<i>All*</i>	<i>90</i>	<i>83</i>	<i>2527</i>	<i>28.1</i>	<i>339</i>	<i>706</i>	<i>.480</i>	<i>62</i>	<i>172</i>	<i>.360</i>	<i>236</i>	<i>315</i>	<i>.749</i>	<i>46</i>	<i>303</i>	<i>349</i>	<i>3.9</i>	<i>151</i>	<i>1</i>	<i>185</i>	<i>183</i>	<i>9</i>	<i>81</i>	<i>976</i>	<i>10.8</i>	

**2019-20 GAME BY GAME**

Opponent	Date	GS	Min	TOTAL			3-PTS			REBOUNDS			PF	FO	A	TO	Blk	Stl	Pts	Avg					
				FG	FGA	Pct	3FG	FGA	Pct	FT	FTA	Pct									Off	Def	Tot	Avg	
UC Riverside	11/05/19	*	26	0	3	.000	0	2	.000	1	2	.500	0	2	2	2.0	0	0	3	1	0	1	1.0		
Southern Utah	11/09/19	*	35	1	3	.333	0	0	.000	2	5	.400	0	5	5	3.5	3	0	1	1	1	2	4	2.5	
South Dakota St.	11/15/19	*	30	8	11	.727	0	2	.000	1	3	.333	1	5	6	4.3	1	0	3	1	1	0	17	7.3	
Southern	11/22/19	*	34	2	5	.400	0	1	.000	1	3	.333	0	7	7	5.0	1	0	2	0	0	1	5	6.8	
vs. Washington St.	11/25/19	*	34	8	10	.800	2	3	.667	1	2	.500	1	6	7	5.4	3	0	0	3	0	0	19	9.2	
vs. George Mason	11/26/19	*	31	5	9	.556	2	4	.500	1	2	.500	0	1	1	4.7	0	0	0	0	0	1	13	9.8	
vs. South Florida	11/27/19	*	37	8	11	.727	1	1	1.000	9	11	.818	0	3	3	4.4	3	0	0	2	0	0	26	12.1	
at Georgia Tech	12/04/19	*	35	6	11	.545	0	1	.000	2	4	.500	2	9	11	5.3	2	0	2	3	0	2	14	12.4	
at Creighton	12/7/19	*	32	5	12	.417	0	2	.000	4	5	.800	1	4	5	5.2	1	0	1	1	0	0	14	12.6	
at Indiana	12/13/19	*	41	7	15	.467	2	6	.333	5	6	.833	0	6	6	5.3	2	0	3	0	0	0	21	13.4	
<b>Totals</b>			<b>10</b>	<b>335</b>	<b>50</b>	<b>90</b>	<b>.556</b>	<b>7</b>	<b>22</b>	<b>.318</b>	<b>27</b>	<b>43</b>	<b>.628</b>	<b>5</b>	<b>48</b>	<b>53</b>	<b>5.3</b>	<b>16</b>	<b>0</b>	<b>15</b>	<b>12</b>	<b>2</b>	<b>7</b>	<b>134</b>	<b>13.4</b>

- Cayman Islands Classic All-Tournament Team

**NOTING CHEATHAM**

- One of NU's most experienced players, as he has made 83 career starts and totaled nearly 1,000 career points in his college career
- Came up big at Indiana, finishing with 21 points and six rebounds in a season-high 41 minutes of work
- Led NU with 14 points and added five boards at Creighton
- Recorded his first career double-double with 14 points and a career-high 11 rebounds at Georgia Tech
- Earned a spot on the Cayman Islands Classic All-Tournament team, averaging 19.3 points per game on 70 percent shooting along with 3.7 rebounds per game
- Scored a career-high 26 points in the win over South Florida, hitting 8-of-11 shots from the field and 9-of-11 from the foul line.
- Led NU with 19 points on 8-of-10 shooting along with seven rebounds in the victory over Washington State
- Grabbed a team-high seven rebounds and had five points in the win over Southern
- Shined in the win over South Dakota State with 17 points on 8-of-11 shooting, six boards and three assists
- Spent the 2018-19 season at Florida Gulf Coast, averaging 13.2 points and 4.8 rebounds per game, as he reached double figures eight times in 10 games before missing the rest of the season with a shoulder injury
- Began his collegiate career at Marquette, where he spent two-plus seasons, and was named the team's best defensive player in 2015-16 and 2016-17
- Earned All-Big East Freshman team honors, averaging 11.8 points, 3.4 rebounds and 2.2 assists per game as he started all 33 games
- Was a top-100 recruit by all the major recruiting services at Pembroke Pines Charter High School, where he averaged 24.0 points, 5.0 rebounds and 3.0 assists per game

**MISC. STATS**

Category	2019-20	Career*
Double-Figure Scoring	7	51
Double-Figure Rebounding	1	1
Double-Figure Assists	0	0
Double-Doubles	1	1
Led NU in Scoring	4	4
Led NU in Rebounding	2	2
Led NU in Assists	1	1
20+ Point Games	2	10
30+ Point Games	0	0

\*Includes Marquette and Florida Gulf Coast

**TOP PERFORMANCES OF 2019-20**

Category	No.	Opponent (Date)
Points	26	vs. South Florida (11/27/19)
	21	at Indiana (12/13/19)
	19	vs. Washington State (11/25/19)
	17	South Dakota State (11/15/19)
Rebounds	11	at Georgia Tech (12/4/19)
	7	Southern (11/22/19)
	7	vs. Washington State (11/25/19)
Assists	3	UC Riverside (11/5/19)
	3	South Dakota State (11/15/19)
	3	at Indiana (12/13/19)





**#23 JERVAY GREEN** | 6-3 | 210 | Jr. | G | Denver, Colo.

#### CAREER STATS

Year	GP	GS	Total										Rebounds												
			Min	Avg	FG	FGA	Pct	3FG	3FGA	Pct	FT	FTA	Pct	Off	Def	Tot	Avg	PF	FO	Ast	TO	Blk	Stl	Pts	Avg
2019-20	9	9	283	31.4	32	87	.368	15	51	.294	14	26	.538	10	34	44	4.9	22	1	24	21	5	10	93	10.3
<b>TOTAL</b>	<b>9</b>	<b>9</b>	<b>283</b>	<b>31.4</b>	<b>32</b>	<b>87</b>	<b>.368</b>	<b>15</b>	<b>51</b>	<b>.294</b>	<b>14</b>	<b>26</b>	<b>.538</b>	<b>10</b>	<b>34</b>	<b>44</b>	<b>4.9</b>	<b>22</b>	<b>1</b>	<b>24</b>	<b>21</b>	<b>5</b>	<b>10</b>	<b>93</b>	<b>10.3</b>

#### 2019-20 GAME BY GAME

Opponent	Date	GS	Min	TOTAL			3-PTS			REBOUNDS			PF	FO	A	TO	Blk	Stl	Pts	Avg				
				FG	FGA	Pct	3FG	FGA	Pct	FT	FTA	Pct									Off	Def	Tot	Avg
UC Riverside	11/05/19	*	33	2	9	.222	1	5	.200	0	2	.000	1	1	2	2.0	5	1	2	3	3	2	5	5.0
Southern Utah	11/09/19	*	46	6	18	.333	2	8	.250	4	6	.667	2	6	8	5.0	2	0	1	2	1	3	18	11.5
South Dakota St.	11/15/19	*	24	3	7	.429	0	3	.000	0	0	.000	0	4	4	4.7	2	0	5	2	0	0	6	9.7
Southern	11/22/19	*	36	7	12	.583	4	6	.667	4	7	.571	1	3	4	4.5	2	0	6	3	0	2	22	12.8
vs. Washington St.	11/25/19	*	27	5	9	.556	3	5	.600	3	4	.750	2	6	8	5.2	3	0	2	1	0	0	16	13.4
vs. George Mason	11/26/19	*	24	1	7	.143	0	5	.000	0	0	.000	1	3	4	5.0	3	0	5	2	0	1	2	11.5
vs. South Florida	11/27/19	*	27	1	4	.250	1	3	.333	0	0	.000	0	3	3	4.7	1	0	0	3	0	0	3	10.3
at Georgia Tech	12/04/19	*	34	4	13	.308	3	10	.300	0	2	.000	1	4	5	4.8	3	0	2	3	0	1	11	10.4
at Creighton	12/7/19	*	32	3	8	.375	1	6	.167	3	5	.600	2	4	6	4.9	1	0	1	2	1	1	10	10.3
at Indiana	12/13/19	DNP-Susp.																						
<b>Totals</b>		<b>9</b>	<b>283</b>	<b>32</b>	<b>87</b>	<b>.368</b>	<b>15</b>	<b>51</b>	<b>.294</b>	<b>14</b>	<b>26</b>	<b>.538</b>	<b>10</b>	<b>34</b>	<b>44</b>	<b>4.9</b>	<b>22</b>	<b>1</b>	<b>24</b>	<b>21</b>	<b>5</b>	<b>10</b>	<b>93</b>	<b>10.3</b>

#### NOTING GREEN

- Junior college transfer who has been an impact addition to the Husker backcourt
- Missed the Indiana game because of a violation of team rules
- Had 10 points and six boards at Creighton
- Finished with 11 points, including a trio of 3-pointers and five rebounds against Georgia Tech
- Dished out five assists and grabbed four rebounds in the loss to George Mason
- Totaled 16 points and tied for the team lead with eight rebounds in the win over Washington State
- Keyed Nebraska's overtime win over Southern with a season-high 22 points, including four 3-pointers, along with six assists and four rebounds, as he scored six points in overtime
  - Turned in a solid all-around effort against South Dakota State with six points, five assists and four boards in 24 minutes
- Nearly totaled a double-double against Southern Utah with 18 points and eight boards in 46 minutes
- Rated as the top combo guard and No. 8 overall JC player in the country according to JUCORecruiting.com
- Spent two seasons at Western Nebraska Community College, where he totaled 1,278 points to rank second in school history, while also finishing in the top-10 on career charts for assists (fifth, 297), steals (seventh, 114) and 3-pointers (sixth, 134)
  - Earned NJCAA All-America honors as a sophomore, averaging 23.6 points, 5.7 rebounds and 5.3 assists per game
  - Region IX Co-Player of the Year finished eighth nationally in scoring and totaled six 30-point games in 2018-19
  - Third Western Nebraska CC product to play at NU, joining Bernard Garner, who played on a pair of postseason squads in the mid-1990s and Mike Peltz, who walked on the team during the 2012-13 and 2013-14 seasons
- Attended George Washington High School in Denver where he averaged nearly 20 points, four rebounds, four assists and three steals for a team that went 25-3 and was the Class 5A runner-up as a senior
  - Set the school's single-game scoring record with 64 points, breaking the mark held by former NBA star Chauncey Billups.

#### MISC. STATS

Category	2019-20	Career
Double-Figure Scoring	4	4
Double-Figure Rebounding	0	0
Double-Figure Assists	0	0
Double-Doubles	0	0
Led NU in Scoring	1	1
Led NU in Rebounding	1	1
Led NU in Assists	2	2
20+ Point Games	1	1
30+ Point Games	0	0

#### TOP PERFORMANCES OF 2019-20

Category	No.	Opponent (Date)
Points	22	Southern (11/22/19)
	18	Southern Utah (11/9/19)
	16	vs. Washington State (11/25/19)
Rebounds	8	Southern Utah (11/9/19)
	8	vs. Washington State (11/25/19)
	6	at Creighton (12/7/19)
Assists	6	Southern (11/22/19)
	5	vs. George Mason (11/26/19)
	5	South Dakota State (11/15/19)



**#24 YVAN OUEDRAOGO** | 6-9 | 260 | Fr. | F | Bordeaux, France

**CAREER STATS**

Year	GP	GS	Total										Rebounds												
			Min	Avg	FG	FGA	Pct	3FG	3FGA	Pct	FT	FTA	Pct	Off	Def	Tot	Avg	PF	FO	Ast	TO	Blk	Stl	Pts	Avg
2019-20	10	10	203	20.3	22	53	.415	0	0	.000	10	26	.385	24	31	55	5.5	15	0	5	17	4	6	54	5.4
<b>TOTAL</b>	<b>10</b>	<b>10</b>	<b>203</b>	<b>20.3</b>	<b>22</b>	<b>53</b>	<b>.415</b>	<b>0</b>	<b>0</b>	<b>.000</b>	<b>10</b>	<b>26</b>	<b>.385</b>	<b>24</b>	<b>31</b>	<b>55</b>	<b>5.5</b>	<b>15</b>	<b>0</b>	<b>5</b>	<b>17</b>	<b>4</b>	<b>6</b>	<b>54</b>	<b>5.4</b>

**2019-20 GAME BY GAME**

Opponent	Date	GS	Min	TOTAL			3-PTS			REBOUNDS			PF	FO	A	TO	Blk	Stl	Pts	Avg				
				FG	FGA	Pct	3FG	FGA	Pct	FT	FTA	Pct									Off	Def	Tot	Avg
UC Riverside	11/05/19	*	21	4	6	.667	0	0	.000	1	4	.250	0	3	3	3.0	1	0	1	1	2	9	9.0	
Southern Utah	11/09/19	*	14	1	6	.167	0	0	.000	0	0	.000	2	3	5	4.0	1	0	0	2	0	2	5.5	
South Dakota St.	11/15/19	*	21	3	7	.429	0	0	.000	0	1	.000	6	6	12	6.7	4	0	2	5	0	0	6	5.7
Southern	11/22/19	*	22	3	4	.750	0	0	.000	5	7	.714	1	3	4	6.0	0	0	0	0	1	0	11	7.0
vs. Washington St.	11/25/19	*	14	2	4	.500	0	0	.000	0	2	.000	1	0	1	5.0	1	0	0	2	0	0	4	6.4
vs. George Mason	11/26/19	*	20	1	2	.500	0	0	.000	0	0	.000	3	2	5	5.0	1	0	0	1	2	2	2	5.7
vs. South Florida	11/27/19	*	24	2	3	.667	0	0	.000	2	2	1.000	1	4	5	5.0	2	0	0	1	0	0	6	5.7
at Georgia Tech	12/04/19	*	23	1	5	.200	0	0	.000	1	4	.250	4	3	7	5.3	0	0	1	2	0	1	3	5.4
at Creighton	12/7/19	*	12	1	5	.200	0	0	.000	0	2	.000	1	2	3	5.0	1	0	0	1	0	0	2	5.0
at Indiana	12/13/19	*	32	4	11	.364	0	0	.000	1	4	.250	5	5	10	5.5	4	0	1	2	0	1	9	5.4
<b>Totals</b>		<b>10</b>	<b>203</b>	<b>22</b>	<b>53</b>	<b>.415</b>	<b>0</b>	<b>0</b>	<b>.000</b>	<b>10</b>	<b>26</b>	<b>.385</b>	<b>24</b>	<b>31</b>	<b>55</b>	<b>5.5</b>	<b>15</b>	<b>0</b>	<b>5</b>	<b>17</b>	<b>4</b>	<b>6</b>	<b>54</b>	<b>5.4</b>

**NOTING OUEDRAOGO**

- Freshman who doesn't turn 18 until following the Big Ten Tournament and is believed to be the youngest player in the Big Ten
- Nearly posted a double-double in his Big Ten debut, finishing with nine points and a team-high 10 boards in a career-high 33 minutes at Indiana
- Grabbed seven rebounds and added three points at Georgia Tech
- Totaled six points and a team-high five rebounds in the win over South Florida
- Reached double figures for the first time in his career with 11 points, including six in overtime, and four rebounds against Southern
- Grabbed a season-high 12 rebounds and scored six points in 21 minutes vs. South Dakota State
- Totaled nine points and five boards in his collegiate debut against UC Riverside
- Spent the summer playing for the French U-18 National Team, helping France to a 6-1 record and fifth-place finish at the European Championships
- Attended the National Institute of Sport, Expertise and Performance (INSEP), a program which produced Clint Capela, Boris Diaw and Tony Parker, among others
- Represented France in the 2018 FIBA U-16 European Championships, when he averaged 12.7 points and 9.7 rebounds per game to earn team MVP honors

**MISC. STATS**

Category	2019-20	Career
Double-Figure Scoring	1	1
Double-Figure Rebounding	2	2
Double-Figure Assists	0	0
Double-Doubles	0	0
Led NU in Scoring	0	0
Led NU in Rebounding	4	4
Led NU in Assists	0	0
20+ Point Games	0	0
30+ Point Games	0	0

**TOP PERFORMANCES OF 2019-20**

Category	No.	Opponent (Date)
Points	11	Southern (11/22/19)
	9	UC Riverside (11/5/19)
	9	at Indiana (12/13/19)
Rebounds	12	South Dakota State (11/15/19)
	10	at Indiana (12/13/19)
	7	at Georgia Tech (12/4/19)
Blocks	2	vs. George Mason (11/26/19)
	1	UC Riverside (11/5/19)
	1	Southern (11/22/19)



#25 MATEJ KAVAS | 6-8 | 200 | Sr. | F | Ljubljana, Slovenia

## CAREER STATS

Year	GP	GS	Total										Rebounds							PF	FO	Ast	TO	Blk	Stl	Pts	Avg
			Min	Avg	FG	FGA	Pct	3FG	3FGA	Pct	FT	FTA	Pct	Off	Def	Tot	Avg										
2016-17*	27	0	549	20.3	81	185	.438	42	104	.404	29	42	.690	11	68	79	2.9	51	2	15	23	9	6	233	8.6		
2017-18*	33	31	1038	31.5	171	361	.474	91	196	.464	68	86	.791	38	131	169	5.1	100	1	41	67	7	13	501	15.2		
2018-19*	24	16	555	23.1	82	179	.458	44	96	.458	38	48	.792	14	96	110	4.6	33	0	16	20	1	6	246	10.3		
2019-20	10	1	175	17.5	17	48	.354	9	32	.281	10	14	.714	0	10	10	1.0	13	0	6	5	1	1	53	5.3		
<b>TOTAL</b>	<b>10</b>	<b>1</b>	<b>175</b>	<b>17.5</b>	<b>17</b>	<b>48</b>	<b>.354</b>	<b>9</b>	<b>32</b>	<b>.281</b>	<b>10</b>	<b>14</b>	<b>.714</b>	<b>0</b>	<b>10</b>	<b>10</b>	<b>1.0</b>	<b>13</b>	<b>0</b>	<b>6</b>	<b>5</b>	<b>1</b>	<b>1</b>	<b>53</b>	<b>5.3</b>		
<b>All*</b>	<b>94</b>	<b>48</b>	<b>2323</b>	<b>24.7</b>	<b>351</b>	<b>773</b>	<b>.454</b>	<b>186</b>	<b>428</b>	<b>.435</b>	<b>145</b>	<b>190</b>	<b>.763</b>	<b>63</b>	<b>305</b>	<b>368</b>	<b>3.9</b>	<b>197</b>	<b>3</b>	<b>78</b>	<b>115</b>	<b>18</b>	<b>26</b>	<b>1033</b>	<b>11.0</b>		

## 2019-20 GAME BY GAME

Opponent	Date	GS	Min	TOTAL			3-PTS			REBOUNDS			PF	FO	A	TO	Blk	Stl	Pts	Avg				
				FG	FGA	Pct	3FG	FGA	Pct	FT	FTA	Pct									Off	Def	Tot	Avg
UC Riverside	11/05/19	25	3	5	.600	2	3	.667	2	3	.667	0	1	1	1.0	1	0	1	0	10	10.0			
Southern Utah	11/09/19	19	0	3	.000	0	2	.000	2	4	.500	0	2	2	1.5	2	0	0	0	2	6.0			
South Dakota St.	11/15/19	17	1	6	.167	0	4	.000	0	0	.000	0	3	3	2.0	1	0	0	1	0	2	4.7		
Southern	11/22/19	21	3	6	.500	3	6	.500	1	1	1.000	0	1	1	1.8	0	0	0	2	1	10	6.0		
vs. Washington St.	11/25/19	14	1	3	.333	0	1	.000	0	0	.000	0	0	0	1.4	2	0	0	0	0	2	5.2		
vs. George Mason	11/26/19	16	2	7	.286	1	4	.250	5	6	.833	0	2	2	1.5	2	0	2	0	0	10	6.0		
vs. South Florida	11/27/19	17	3	4	.750	0	0	.000	0	0	.000	0	0	0	1.3	0	0	1	0	0	6	6.0		
at Georgia Tech	12/04/19	12	0	3	.000	0	2	.000	0	0	.000	0	1	1	1.3	1	0	1	0	0	0	5.3		
at Creighton	12/7/19	24	4	8	.500	3	7	.429	0	0	.000	0	0	0	1.1	2	0	1	1	0	0	11	5.9	
at Indiana	12/13/19	10	0	3	.000	0	3	.000	0	0	.000	0	0	0	1.0	2	0	0	0	0	0	0	5.3	
<b>Totals</b>		<b>1</b>	<b>175</b>	<b>17</b>	<b>48</b>	<b>.354</b>	<b>9</b>	<b>32</b>	<b>.281</b>	<b>10</b>	<b>14</b>	<b>.714</b>	<b>0</b>	<b>10</b>	<b>10</b>	<b>1.0</b>	<b>13</b>	<b>0</b>	<b>6</b>	<b>5</b>	<b>1</b>	<b>1</b>	<b>53</b>	<b>5.3</b>

## NOTING KAVAS

- Graduate transfer who is an excellent shooter and gives NU scoring punch off the bench
- Set season highs in points (11) and 3-pointers (three) in 24 minutes at Creighton
- Made his first start as a Husker against South Florida, finishing with six points on 3-of-4 shooting in 17 minutes
- Had 10 points, two rebounds and two assists in the loss to George Washington
- Went over 1,000 career points with 10 points, including a trio of 3-pointers, in 21 minutes against Southern
- Reached double figures in his Husker debut with 10 points in 25 minutes against UC Riverside
- Spent four seasons at Seattle University before graduating in the summer of 2019, totaling nearly 1,000 points, including 177 3-pointers
  - Was a preseason All-WAC pick before missing significant time with a shin injury in 2018-19, but still averaged 10.3 points and 4.6 rebounds per game while shooting 46 percent from 3-point range
  - Named second-team All-WAC as a sophomore, averaging 15.2 points, 5.1 rebounds and 1.2 assists per game while pacing the conference in both 3-point percentage (.464) and 3-pointers per game (2.8)
  - Was WAC Freshman of the Year in 2016-17, averaging 8.6 points per game while shooting 40 percent from 3-point range
  - His older brother (Andraz) plays professionally overseas after his college career at Harding (Ark.) University

## MISC. STATS

Category	2019-20	Career*
Double-Figure Scoring	4	59
Double-Figure Rebounding	0	3
Double-Figure Assists	0	0
Double-Doubles	0	2
Led NU in Scoring	0	0
Led NU in Rebounding	0	0
Led NU in Assists	0	0
20+ Point Games	0	12
30+ Point Games	0	0

\*Includes Seattle

## TOP PERFORMANCES OF 2019-20

Category	No.	Opponent (Date)
Points	11	at Creighton (12/7/19)
	10	UC Riverside (11/5/19)
	10	Southern (11/22/19)
	10	vs. George Mason (11/26/19)
Rebounds	3	South Dakota State (11/15/19)
	2	Southern Utah (11/9/19)
	2	vs. George Mason (11/26/19)
Assists	2	vs. George Mason (11/26/19)



**#30 CHARLIE EASLEY** | 6-2 | 190 | Fr. | G | Lincoln, Neb.

**CAREER STATS**

Year	Total												Rebounds												
	GP	GS	Min	Avg	FG	FGA	Pct	3FG	3FGA	Pct	FT	FTA	Pct	Off	Def	Tot	Avg	PF	FO	Ast	TO	Blk	Stl	Pts	Avg
2019-20	6	0	10	1.7	2	3	.667	0	0	.000	0	2	.000	1	0	1	0.2	2	0	1	2	0	0	4	0.7
<b>TOTAL</b>	<b>6</b>	<b>0</b>	<b>10</b>	<b>1.7</b>	<b>2</b>	<b>3</b>	<b>.667</b>	<b>0</b>	<b>0</b>	<b>.000</b>	<b>0</b>	<b>2</b>	<b>.000</b>	<b>1</b>	<b>0</b>	<b>1</b>	<b>0.2</b>	<b>2</b>	<b>0</b>	<b>1</b>	<b>2</b>	<b>0</b>	<b>0</b>	<b>4</b>	<b>0.7</b>

**2019-20 GAME BY GAME**

Opponent	Date	GS	Min	TOTAL			3-PTS			REBOUNDS			PF	FO	A	TO	Blk	Stl	Pts	Avg				
				FG	FGA	Pct	3FG	FGA	Pct	FT	FTA	Pct									Off	Def	Tot	Avg
UC Riverside	11/05/19	1	0	0	0	.000	0	0	.000	0	0	.000	1	0	1	1.0	0	0	0	1	0	0	0	0.0
Southern Utah	11/9/19	DNP																						
South Dakota St.	11/15/19	1	0	0	0	.000	0	0	.000	0	2	.000	0	0	0	0.5	0	0	0	0	0	0	0	0.0
Southern	11/22/19	DNP																						
vs. Washington State	11/25/19	DNP																						
vs. George Mason	11/26/19	1	0	0	0	.000	0	0	.000	0	0	.000	0	0	0	0.3	0	0	0	0	0	0	0	0.0
vs. South Florida	11/27/19	DNP																						
at Georgia Tech	12/04/19	1	0	0	0	.000	0	0	.000	0	0	.000	0	0	0	0.3	0	0	0	1	0	0	0	0.0
at Creighton	12/7/19	4	2	2	1.000	0	0	.000	0	0	.000	0	0	0	0.2	0	0	0	1	0	0	0	4	0.8
at Indiana	12/13/19	2	0	1	.000	0	0	.000	0	0	.000	0	0	0	0.2	2	0	0	0	0	0	0	0	0.7
<b>Totals</b>		<b>0</b>	<b>10</b>	<b>2</b>	<b>3</b>	<b>.667</b>	<b>0</b>	<b>0</b>	<b>.000</b>	<b>0</b>	<b>2</b>	<b>.000</b>	<b>1</b>	<b>0</b>	<b>1</b>	<b>0.2</b>	<b>2</b>	<b>0</b>	<b>1</b>	<b>2</b>	<b>0</b>	<b>0</b>	<b>4</b>	<b>0.7</b>

**NOTING EASLEY**

- True freshman who walked on to the team after a prolific high school career at Lincoln Pius X High School
- Played two minutes against Indiana, but missed his only shot from the field
- Had four points and an assist in four minutes against Creighton
- Saw action in the loss at Georgia Tech
- Played against George Mason, but had no stats in the loss to the Patriots
- Saw action in NU's win over South Dakota State, but did not score
- Played the final minute of NU's season opener against UC Riverside
- Was a three-year starter who finished with a school-record 1,412 points
- Guided Pius X to a 27-2 record and a Class B state title in 2019 after averaging 23.3 points, 6.1 rebounds, 4.1 assists and 3.1 steals per game
- Was AAU teammates with fellow Husker freshmen Akol Arop, Jace Piatkowski and Bret Porter

**MISC. STATS**

Category	2019-20	Career
Double-Figure Scoring	0	0
Double-Figure Rebounding	0	0
Double-Figure Assists	0	0
Double-Doubles	0	0
Led NU in Scoring	0	0
Led NU in Rebounding	0	0
Led NU in Assists	0	0
20+ Point Games	0	0
30+ Point Games	0	0

**TOP PERFORMANCES OF 2019-20**

Category	No.	Opponent (Date)
Points	4	at Creighton (12/7/19)
Rebounds	1	UC Riverside (11/5/19)
Assists	1	at Creighton (12/7/19)


**#34 THORIR THORBJARNARSON** | 6-6 | 205 | Jr. | G | Reykjavik, Iceland

**CAREER STATS**

Year	GP	GS	Total										Rebounds												
			Min	Avg	FG	FGA	Pct	3FG	3FGA	Pct	FT	FTA	Pct	Off	Def	Tot	Avg	PF	FO	Ast	TO	Blk	Stl	Pts	Avg
2017-18	9	0	19	2.1	3	7	.429	2	5	.400	0	0	.000	1	3	4	0.4	4	0	3	1	0	1	8	0.9
2018-19	25	7	307	12.3	19	56	.339	4	23	.174	8	12	.667	10	43	53	2.1	25	0	29	13	5	14	50	2.0
2019-20	10	2	218	21.8	25	46	.543	13	24	.542	5	7	.714	3	31	34	3.4	18	0	3	8	2	5	68	6.8
<b>TOTAL</b>	<b>44</b>	<b>9</b>	<b>544</b>	<b>12.4</b>	<b>47</b>	<b>109</b>	<b>.431</b>	<b>19</b>	<b>52</b>	<b>.365</b>	<b>13</b>	<b>19</b>	<b>.684</b>	<b>14</b>	<b>77</b>	<b>91</b>	<b>2.1</b>	<b>47</b>	<b>0</b>	<b>35</b>	<b>22</b>	<b>7</b>	<b>20</b>	<b>126</b>	<b>2.9</b>

**2019-20 GAME BY GAME**

Opponent	Date	GS	Min	TOTAL			3-PTS			REBOUNDS			PF	FO	A	TO	Blk	Stl	Pts	Avg				
				FG	FGA	Pct	3FG	FGA	Pct	FT	FTA	Pct									Off	Def	Tot	Avg
UC Riverside	11/05/19	15	0	0	.000	0	0	.000	1	3	4	4.0	0	0	1	0	0	0	0	0.0				
Southern Utah	11/09/19	22	2	3	.667	1	2	.500	2	2	1.000	0	4	4	4.0	1	0	0	1	7	3.5			
South Dakota St.	11/15/19	16	2	6	.333	1	4	.250	0	0	.000	0	4	4	4.0	2	0	1	0	0	5	4.0		
Southern	11/22/19	24	2	3	.667	2	2	1.000	1	2	.500	0	2	2	3.5	3	0	0	0	1	7	4.8		
vs. Washington St.	11/25/19	17	1	2	.500	1	1	1.000	0	0	.000	0	2	2	3.2	2	0	0	1	0	3	4.4		
vs. George Mason	11/26/19	20	1	3	.333	0	1	.000	0	1	.000	0	4	4	3.3	1	0	0	1	0	2	4.0		
vs. South Florida	11/27/19	17	2	5	.400	0	2	.000	0	0	.000	0	3	3	3.3	1	0	0	0	0	4	4.0		
at Georgia Tech	12/04/19	21	4	7	.571	1	2	.500	2	2	1.000	2	5	7	3.8	2	0	0	3	1	2	11	4.9	
at Creighton	12/7/19	*	24	4	5	.800	4	5	.800	0	0	.000	0	3	3	3.7	2	0	0	1	0	0	12	5.7
at Indiana	12/13/19	*	42	7	12	.583	3	5	.600	0	0	.000	0	1	1	3.4	4	0	1	1	0	0	17	6.8
<b>Totals</b>		<b>2</b>	<b>218</b>	<b>25</b>	<b>46</b>	<b>.543</b>	<b>13</b>	<b>24</b>	<b>.542</b>	<b>5</b>	<b>7</b>	<b>.714</b>	<b>3</b>	<b>31</b>	<b>34</b>	<b>3.4</b>	<b>18</b>	<b>0</b>	<b>3</b>	<b>8</b>	<b>2</b>	<b>5</b>	<b>68</b>	<b>6.8</b>

**NOTING THORBJARNARSON**


- Junior guard with a high basketball IQ and Big Ten experience
- Put together a career night at Indiana with 17 points, including three 3-pointers, in 42 minutes, marking his third straight career high in scoring
- Posted his second straight career high with 12 points on 4-of-5 shooting from 3-point range at Creighton
- Totaled a then-career-high 11 points on 4-of-7 shooting and a season-high seven boards in 21 minutes at Georgia Tech
- Played in all three games in the Cayman Islands Classic, averaging 3.0 points and 3.0 rebounds per game
- Played a big role in NU's comeback over Southern, scoring seven second-half points, including back-to-back 3-pointers in a 7-0 spurt that trimmed an eight-point deficit to one.
- Gave a spark with five points and four rebounds in 16 minutes off the bench in the win over South Dakota State
- Came off the bench with seven points and four rebounds in 22 minutes against Southern Utah
- Played for the Iceland National Team during the Games of the Small States of Europe in the summer of 2019, averaging 10 points per game
- Was in the rotation during the second half of the 2018-19 season, playing in 25 contests, including seven starts
- Averaged 2.0 points, 2.1 rebounds and 1.2 assists per game, while posting a 2.2-to-1 assist-to-turnover ratio
- Closed his sophomore year with eight points, three assists and two steals in a start against TCU in the 2019 NIT
- Saw limited time as a freshman, appearing in nine games and totaling eight points, four rebounds and three assists
- Nebraska's first scholarship player from Iceland and one of the few players from the nation on Division I teams
- Played for KR Reykjavik in the Icelandic League for three years (2015-17), helping the team to three straight titles and a pair of Icelandic Cups in 2016 and 2017
- Averaged 10.2 points, 2.6 rebounds and 1.9 assists per game for a team that went 26-8 and won the league championship in the top pro league in the country in 2016-17

**MISC. STATS**

Category	2019-20	Career
Double-Figure Scoring	3	3
Double-Figure Rebounding	0	1
Double-Figure Assists	0	0
Double-Doubles	0	0
Led NU in Scoring	0	0
Led NU in Rebounding	0	1
Led NU in Assists	0	1
20+ Point Games	0	0
30+ Point Games	0	0

**TOP PERFORMANCES OF 2019-20**

Category	No.	Opponent (Date)
Points	17	at Indiana (12/13/19)
	12	at Creighton (12/7/19)
	11	at Georgia Tech (12/4/19)
Rebounds	7	at Georgia Tech (12/4/19)
	4	Southern Utah (11/9/19)
	4	UC Riverside (11/5/19)
	4	South Dakota State (11/15/19)
	4	vs. George Mason (11/26/19)
Assists	1	UC Riverside (11/5/19)
	1	South Dakota State (11/15/19)
	1	at Indiana (12/13/19)



**#21 JACE PIATKOWSKI** | 6-4 | 175 | Fr. | G | Omaha, Neb.


**CAREER STATS**

Year	GP	GS	Min	Avg	Total					Rebounds					PF	FO	Ast	TO	Blk	Stl	Pts	Avg
					FG	FGA	Pct	3FG	3FGA	Pct	FT	FTA	Pct	Off								
2019-20	Has not played																					

**2019-20 GAME BY GAME**

**NOTING PIATKOWSKI**

- Walk-on who is expected to redshirt during the 2019-20 season
- Played at Elkhorn South, averaging 18.6 points and 3.3 rebounds per game as a senior, highlighted by a 36-point performance against Lincoln High, to earn honorable-mention all-state honors from the Omaha World-Herald
- Was AAU teammates with fellow Husker freshmen Akol Arop, Charlie Easley and Bret Porter
- His father (Eric) played at Nebraska from 1991-94 and spent 14 years in the NBA
- The elder Piatkowski ranks second in school history with 1,934 points and was a two-time All-Big Eight pick and 1994 Big Eight Tournament MVP



**#44 BRET PORTER** | 6-6 | 215 | Fr. | F | Omaha, Neb.


**CAREER STATS**

Year	GP	GS	Min	Avg	Total					Rebounds					PF	FO	Ast	TO	Blk	Stl	Pts	Avg
					FG	FGA	Pct	3FG	3FGA	Pct	FT	FTA	Pct	Off								
2019-20	Has not played																					

**2019-20 GAME BY GAME**

**NOTING PORTER**

- Walk-on who is expected to redshirt during the 2019-20 season
- Returned from a torn ACL in June of 2018 to play as a senior, averaging 6.2 points and 4.4 rebounds as Millard North High School reached the district final
- Enjoyed a strong junior season, averaging 13.5 points and 7.5 rebounds per game for the Mustangs
- Was AAU teammates with fellow Husker freshmen Akol Arop, Jace Piatkowski and Charlie Easley
- Is a fourth-generation athlete at Nebraska, as his father (Budge, 1975) grandfather (Mort, 1943, 1946-47) and great grandfather (Grove, 1913-15) all played football for the Cornhuskers


**#4 SHAMIEL STEVENSON** | 6-6 | 245 | Jr. | G/F | Toronto, Ontario, Canada

**CAREER STATS**

Year	GP	GS	Min	Avg	Total							Rebounds													
					FG	FGA	Pct	3FG	3FGA	Pct	FT	FTA	Pct	Off	Def	Tot	Avg	PF	FO	Ast	TO	Blk	Stl	Pts	Avg
2017-18*	32	13	761	23.8	95	188	.505	15	40	.375	68	112	.607	27	114	141	4.4	50	0	33	72	8	16	273	8.5
2018-19*	4	0	32	8.0	7	12	.583	1	1	1.000	0	1	.000	0	7	7	1.8	3	0	3	1	1	3	15	3.8
All*	36	13	793	22.0	102	200	.510	16	41	.390	68	113	.602	27	121	148	4.1	53	0	36	73	9	19	288	8.0

**NOTING STEVENSON**

- Will sit out this season following his NCAA appeal being denied on Nov. 26, 2019 and will have two seasons of eligibility remaining
- Played in 32 games, including 13 starts at Pittsburgh in 2017-18, averaging 8.5 points on 51 percent shooting and 4.4 rebounds per game to rank second on the Panthers in rebounds
- Reached double figures 13 times, including a career-high 19 points against Montana
- Played at Hillcrest (Ariz.) Prep, averaging 14.2 points and 6.3 rebounds and was selected to play in the 2017 BioSteel All-Canadian Game


**#13 DERRICK WALKER** | 6-8 | 235 | Jr. | F | Kansas City, Mo.

**CAREER STATS**

Year	GP	GS	Min	Avg	Total							Rebounds													
					FG	FGA	Pct	3FG	3FGA	Pct	FT	FTA	Pct	Off	Def	Tot	Avg	PF	FO	Ast	TO	Blk	Stl	Pts	Avg
2017-18*	34	0	299	8.8	28	47	.596	0	0	.000	10	25	.400	29	46	75	2.2	43	0	9	21	7	3	66	1.9
2018-19*	30	0	160	5.3	10	19	.526	0	0	.000	5	19	.263	8	24	32	1.1	28	0	7	6	3	6	25	0.8
All*	64	0	459	7.2	38	66	.576	0	0	.000	15	44	.341	37	70	107	1.7	71	0	16	27	10	9	91	1.4

**2019-20 GAME BY GAME**
**NOTING WALKER**

- Walker is sitting out the 2019-20 season after transferring from Tennessee and will have two seasons of eligibility remaining
- Played in 30 games at Tennessee in 2018-19 as the Volunteers reached the NCAA Sweet 16
- Helped the Volunteers to an SEC title in 2017-18, playing in 34 games and averaging 1.9 points and 2.2 rebounds per outing
- A four-star prospect by ESPN who played at Sunrise (Kan.) Christian Academy, averaging 14 points and seven rebounds per game in 2016-17
- Played on MOKAN Elite AAU program with NBA first-round picks Trae Young and Michael Porter Jr.
- Spent freshman-junior years at Raytown High School, the alma mater of former Husker great Tyronn Lue


**#45 DALANO BANTON** | 6-8 | 195 | So. | G | Toronto, Ontario, Canada

**CAREER STATS**

Year	GP	GS	Min	Avg	Total							Rebounds													
					FG	FGA	Pct	3FG	3FGA	Pct	FT	FTA	Pct	Off	Def	Tot	Avg	PF	FO	Ast	TO	Blk	Stl	Pts	Avg
2018-19*	31	12	469	15.1	39	96	.406	8	37	.216	19	34	.559	16	76	92	3.0	27	0	65	52	16	14	105	3.4
All*	31	12	469	15.1	39	96	.406	8	37	.216	19	34	.559	16	76	92	3.0	27	0	65	52	16	14	105	3.4

**NOTING BANTON**

- Transfer from Western Kentucky who will sit out the 2019-20 season and have three years of eligibility remaining
- Reclassified to the class of 2018 to play at Western Kentucky, where he averaged 3.4 points, 3.0 rebounds and 2.1 assists per game
- Made 12 starts and his best performance was a 13-rebound, 10-assist, eight-point effort in a win over No. 15 Wisconsin
- Top 100 recruit (Rivals and 247Sports) who played at Redemption (N.Y.) Christian Academy and was named conference MVP in his final year at the school
- Played in the BioSteel All-Canadian Game, finishing with 19 points on 9-of-16 shooting, eight rebounds and three steals

# UC RIVERSIDE 66, NEBRASKA 47



Official Basketball Box Score - Final  
**UC Riverside at Nebraska**  
 11/09/19 Pinnacle Bank Arena, Lincoln  
 Nebraska vs. UC Riverside

Game Time: 8:06 PM  
 Game Duration: 1:54  
 Attendance: 15,745

Officials: Lamont Simpson, Chris Beaver, Steve Horvack

UC Riverside - 66

Record: 1-0

NO. Name	Min	FG	3P	FT	Rebounds	Fouls	TP	AS	TO	ST	Blocks	+	-
		M/A	M/A	M/A	OR DR	PF					BS	BA	
25 Collan McRae	C 29:01	4-9	0-0	1-2	4 6	4 2	9	2	3	2	1	3	9
0 Dragan Elkaz	G 31:20	5-9	4-8	0-0	1 4	5 4	0 14	0	0	0	0	0	14
13 Khy Kabbelis	G 16:34	1-6	0-1	0-0	0 2	2 0	2 2	1	1	0	0	2	2
22 Dominick Pickett	G 25:43	2-7	2-4	4-5	0 1	1 2	3 10	0	1	0	0	1	2
35 George Willborn III	G 29:18	6-11	1-2	0-0	4 14	18 4	0 13	2	6	3	0	0	7
3 DJ McDonald	22:48	4-6	4-6	3-3	0 2	2 1	3 15	0	2	0	0	0	21
5 Zyon Pullin	26:18	1-4	1-3	0-0	0 0	0 1	3 3	2	2	0	0	0	22
11 Zac Watson	18:58	0-3	0-1	0-0	4 8	12 2	0 0	4	1	2	1	0	18
Team					2 1	3 0	0 2						
Totals		23-55	12-25	5-9	13 36	49	18	11	66	12	18	8	2 6 19

Technical Fouls: NONE

Nebraska - 47

Record: 6-1

NO. Name	Min	FG	3P	FT	Rebounds	Fouls	TP	AS	TO	ST	Blocks	+	-
		M/A	M/A	M/A	OR DR	PF					BS	BA	
24 Yvan Ouedraogo	F 20:45	4-6	0-0	1-4	0 3	3 1	3 9	1	1	2	1	0	-6
3 Cam Mack	G 32:22	4-13	2-5	1-2	3 6	9 1	4 11	3	2	0	0	1	-16
11 Dachon Burke	G 22:42	2-7	0-3	3-4	0 2	2 2	0 4	7	0	2	1	0	-7
22 Haanif Cheatham	G 25:59	0-3	0-2	1-2	0 2	2 0	2 1	3	1	1	0	0	-14
23 Jerry Green	G 32:20	2-9	1-5	0-2	1 1	2 5	2 5	2	3	2	3	0	-9
1 Kevin Cross	14:01	1-10	1-6	1-2	3 0	3 2	1 4	0	0	0	0	0	-5
25 Matej Kavas	24:39	3-5	2-3	2-3	0 1	1 1	2 10	1	0	0	0	0	-22
34 Thorir Thorbjarnarson	15:03	0-0	0-0	0-0	1 3	4 0	0 0	0	1	0	0	0	-6
15 Samari Curtis	09:31	0-1	0-1	0-0	0 0	0 0	0 0	0	0	0	0	0	-9
0 Akol Arop	01:19	0-1	0-1	0-0	0 1	1 0	0 0	0	0	0	0	0	-1
30 Charlie Easley	01:19	0-0	0-0	0-0	1 0	1 0	0 0	0	0	0	0	0	-1
Team					0 1	1 0	0 0						
Totals		16-55	6-26	9-19	9 20	29	11	18	47	12	11	6	2 2 19

Technical Fouls: NONE

UCR	NEB
Biggest lead	20 (2 <sup>nd</sup> 1:19) 9 (1 <sup>st</sup> 13:12)
Best Scoring Run	9 (2 <sup>nd</sup> 13:09) 9 (1 <sup>st</sup> 13:12)
Lead Changes	4
Times Tied	5
Time with Lead	24:14 12:38

Points from Turnovers	UCR	NEB
	3	14
Second Chance	11	0
Fast Breaks	5	10
Bench	18	14

Period by Period Scoring	1st	2nd	TOT
UCR	32	34	66
NEB	28	19	47

Game Notes: Actual Attendance 11,725+

# SOUTHERN UTAH 79, NEBRASKA 78 (2OT)



Official Basketball Box Score - Final  
**Southern Utah at Nebraska**  
 11/09/19 Pinnacle Bank Arena, Lincoln, NE  
 Nebraska vs. Southern Utah

Game Time: 1:01 PM  
 Game Duration: 2:32  
 Attendance: 15,829

Officials: Bill R, Donnie Epply, Brandon Cruz

Southern Utah - 79

Record: 2-0

NO. Name	Min	FG	3P	FT	Rebounds	Fouls	TP	AS	TO	ST	Blocks	+	-
		M/A	M/A	M/A	OR DR	PF					BS	BA	
25 Dwayne Morgan	F 35:11	6-16	0-4	7-8	4 7	11 4	5 19	1	4	2	1	1	-3
32 Andre Adams	F 25:10	4-7	0-0	1-1	3 8	11 4	1 8	0	1	0	0	0	-5
3 John Knight III	G 21:12	1-7	0-1	0-0	1 1	2 1	1 2	1	3	0	3	1	-16
4 Dre Marin	G 37:56	3-10	2-8	2-2	0 5	5 2	2 10	3	1	0	1	0	11
23 Cameron Oluyitan	G 37:54	5-11	1-4	0-0	1 6	7 3	2 11	0	1	1	0	0	2
1 Jakob By Long	36:49	4-8	0-1	2-2	1 1	2 4	1 10	2	3	4	0	0	2
15 Harrison Butler	22:27	3-7	0-0	0-2	0 5	5 4	2 6	2	0	0	0	2	9
12 Maizen Fausett	23:11	5-10	1-5	2-6	2 6	8 0	4 13	1	3	0	1	0	6
14 Daouda Ndiaye	10:10	0-0	0-0	0-0	1 1	2 1	0 0	0	0	0	0	0	-1
Team					2 3	5 0	0 2						
Totals		31-76	4-23	13-21	15 43	58	23	17	79	10	18	7	5 1

Shooting By Period	1 <sup>st</sup>	2 <sup>nd</sup>	OT	TOT
1 <sup>st</sup> FG%	42.9%	41.4%		44.1%
3PT%	4.0%	40.0%		100%
FT%	4.4%	100%		
2 <sup>nd</sup> FG%	11-26	42.3%		
3PT%	8-15	53.3%		
FT%	4-5	80%		
GMFG%	23-55	41.8%		
3PT%	12-25	48.0%		
FT%	8-9	88.9%		
OT FG%	3-11	27.3%		
3PT%	1-4	25.0%		
FT%	9-6	50%		
GMFG%	31-76	40.8%		
3PT%	4-23	17.4%		
FT%	13-21	61.9%		

Dead Ball Rebounds: 4,0

Nebraska - 78

Record: 6-2

NO. Name	Min	FG	3P	FT	Rebounds	Fouls	TP	AS	TO	ST	Blocks	+	-
		M/A	M/A	M/A	OR DR	PF					BS	BA	
24 Yvan Ouedraogo	F 13:59	1-6	0-0	0-0	2 3	5 1	0 2	0	2	0	0	0	3
3 Cam Mack	G 41:41	5-14	0-6	3-6	1 6	7 2	5 13	11	3	2	1	0	-4
11 Dachon Burke	G 33:58	4-10	1-4	4-4	0 4	4 3	3 13	2	1	1	1	0	-3
22 Haanif Cheatham	G 35:34	1-3	0-0	2-5	0 5	5 3	5 4	1	1	2	1	1	3
23 Jerry Green	G 45:34	6-18	2-8	4-6	2 6	8 2	4 18	1	2	3	1	2	-6
1 Kevin Cross	35:50	8-15	1-3	2-2	3 2	5 1	2 19	0	2	0	1	1	-9
25 Matej Kavas	18:47	0-3	0-2	2-4	0 2	2 2	2 0	0	0	0	0	0	-2
15 Samari Curtis	03:06	0-1	0-1	0-0	0 0	0 0	0 0	0	0	0	0	0	-1
34 Thorir Thorbjarnarson	21:31	2-3	1-2	2-2	0 4	4 1	2 7	0	1	1	1	0	0
Team					2 2	4 0	0 0						
Totals		27-73	5-26	19-29	10 34	44	17	23	78	15	13	9	5 7 1

Technical Fouls: Marin 2<sup>nd</sup> OT 2:39

SU	NEB
Biggest lead	3 (2 <sup>nd</sup> 0:05) 14 (1 <sup>st</sup> 4:10)
Best Scoring Run	7 (2 <sup>nd</sup> 14:12) 9 (1 <sup>st</sup> 4:10)
Lead Changes	9
Times Tied	7
Time with Lead	05:22 37:14

Points from Turnovers	SU	NEB
	13	12
Second Chance	9	3
Fast Breaks	14	17
Bench	29	28

Period by Period Scoring	1st	2nd	OT1	OT2	TOT
SU	26	43	3	7	79
NEB	37	32	3	6	78

Game Notes: Actual Attendance 11,473+

# NEBRASKA 90, SOUTH DAKOTA STATE 73



Official Basketball Box Score - Final  
**South Dakota St. at Nebraska**  
 11/15/19 Pinnacle Bank Arena, Lincoln  
 Nebraska vs. South Dakota State

Game Time: 8:05 PM  
 Game Duration: 1:55  
 Attendance: 15,946

Officials: Steve McLunkins, Lewis Garrison, Edwin Young

South Dakota St. - 73

Record: 3-2

NO. Name	Min	FG	3P	FT	Rebounds	Fouls	TP	AS	TO	ST	Blocks	+	-
		M/A	M/A	M/A	OR DR	PF					BS	BA	
32 Matt Dentlinger	F 21:17	4-6	0-0	0-0	1 1	2 1	4 8	0	2	0	0	0	-16
35 Douglas Wilson	F 32:31	6-12	0-0	3-6	8 6	14 1	5 15	1	2	0	2	1	-21
0 Brandon Key	G 30:27	3-10	0-1	6-8	1 1	2 3	5 12	3	1	1	1	0	-15
11 Noah Freidel	G 16:01	3-7	0-2	0-0	1 1	2 3	0 6	0	1	0	1	1	-19
34 Alex Arians	G 22:27	3-7	2-5	0-0	0 4	4 1	1 8	0	3	1	0	0	-11
31 Baylor Scheierman	23:31	3-10	0-4	0-0	0 8	4 0	6 2	0	0	0	0	0	-2
23 Owen King	09:12	0-1	0-0	0-0	1 1	2 1	0 0	0	0	0	0	0	-2
50 David Wingett	22:08	2-8	1-5	0-1	0 4	4 3	1 5	1	2	1	0	0	-6
2 Tray Buchanan	17:08	5-8	0-2	3-3	0 2	2 1	2 13	0	1	1	1	0	-3
1 Matt Mims	04:00	0-1	0-1	0-0	0 0	0 0	1 0	0	0	0	0	0	7
22 Aaron Flegan	01:18	0-0	0-0	0-0	0 0	0 0	0 0	0	0	0	0	0	3
Team					3 2	5 0	0 1						
Totals		29-70	3-21	12-18	14 30	44	20	19	73	7	13	5	4 3 17

Technical Fouls: NONE

Nebraska - 90

Record: 1-2

NO. Name	Min	FG	3P	FT	Rebounds	Fouls	TP	AS	TO	ST	Blocks</
----------	-----	----	----	----	----------	-------	----	----	----	----	----------



# NEBRASKA 82, WASHINGTON STATE 71



Official Basketball Box Score - Final  
**Washington St. at Nebraska**  
 11/29/19  
 2019-20 Men's Basketball

Game Time: 6:30 PM  
 Game Duration: 2:01  
 Attendance: 690

Officials: John Higgins, John Gaffney, Jeff Anderson

Washington St. - 71		Record: 2-3										
NO. Name	Min	FG M-A	3P M-A	FT M-A	Rebounds OR DR TOT	Fouls PF FD	TP	AS	TO	ST	Blocks BS BA +/-	
4 Aljaz Kunc	28:16	1-5	0-3	0-0	2 4 6	3 2 2	2	1	0	1	0	-15
13 Jeff Pollard	15:46	2-2	0-0	0-0	1 0 1	2 0 4	0	0	0	1	0	-1
1 Jervae Robinson	31:10	3-13	1-6	0-1	0 4 4	1 1 7	1	2	0	0	0	-8
2 C.J. Elleby	28:33	9-21	2-7	7-7	2 4 6	3 6 27	1	3	2	1	0	-13
10 Isaac Bonton	30:20	6-19	3-9	2-3	0 7 7	2 3 17	0	4	2	0	1	-7
20 Deion James	03:21	1-1	0-0	0 0 0	0 0 0	0 2 0	0	0	0	0	0	-4
23 Jaylen Shead	26:43	1-5	0-2	1-1	4 4 8	2 1 3	4	2	1	0	0	-9
11 DJ Rodman	10:11	0-0	0-0	0 0 0	0 1 1	0 0 0	0	0	0	0	0	7
15 Volodymyr Markovetskyi	08:11	3-5	0-0	0 2 6	1 7 2	1 6 0	1	1	0	0	1	-6
32 Tony Miller	04:41	0-0	0-0	1-2	0 2 2	4 1 1	0	0	0	0	0	-1
24 Noah Williams	05:06	0-1	0-0	0-0	0 2 0	4 0 0	0	0	0	0	0	1
5 Marvin Cannon	07:42	1-1	0-0	0-0	0 0 0	0 2 0	0	0	0	0	0	1
<b>Team</b>					0 2 2	0 0 0	0	0	0	0	0	0
<b>Totals</b>	27:73	6-27	11-16	15 29 44	23 15 71	9 13 6	3	2	1	1	0	-11

Technical Fouls: NONE

Nebraska - 82		Record: 3-2										
NO. Name	Min	FG M-A	3P M-A	FT M-A	Rebounds OR DR TOT	Fouls PF FD	TP	AS	TO	ST	Blocks BS BA +/-	
24 Yvan Ouedraogo	13:24	2-4	0-0	0-2	1 0 1	1 1 4	0	2	0	0	0	-2
3 Cam Mack	36:48	2-8	0-2	6-11	1 7 8	5 7 10	6	5	3	0	2	19
11 Dachon Burke	8:10	2-3	1-2	1 6 7	3 5 19	3 0 0	0	0	0	0	0	18
22 Haanif Cheatham	33:58	8-10	2-3	1 2 3	1 6 7	3 5 19	3	0	0	0	0	18
23 Jervay Green	27:58	5-9	3-5	3-4	2 6 8	3 2 16	2	1	0	0	1	11
1 Kevin Cross	26:36	6-8	2-4	0-2	0 8 8	0 4 14	1	3	0	0	2	13
25 Matej Kavas	14:13	1-3	0-1	0-0	0 0 0	2 0 2	0	0	0	0	0	-5
34 Thorir Thorbjarnarson	16:32	1-2	1-1	0-0	0 2 2	0 3 0	0	1	1	0	0	-1
15 Samari Curtis	02:03	0-0	0-0	0-0	0 0 0	0 0 0	0	0	0	0	0	-5
<b>Team</b>					1 1 2	0 0 0	0	0	0	0	0	0
<b>Totals</b>	30:57	9-18	13-25	7 34 41	16 23 82	11 15 5	2	3	1	1	0	11

Shooting By Period

1st FG%	14-32	43.8%
3PT%	4-15	26.7%
FT%	5-9	55.6%
2nd FG%	13-41	31.7%
FT%	6-7	85.7%
GMFG%	27-73	37.0%
3PT%	6-27	22.2%
FT%	11-16	68.8%

Dead Ball Rebounds: 2, 0

Technical Fouls: Mack 2nd 0:53

WSU	UNL
Biggest lead	6 (1st 6:44)
Best Scoring Run	10 (1st 6:44)
Lead Changes	3
Times Tied	2
Time with Lead	12:10

Points from Turnovers	WSU	UNL
	17	19

Period by Period Scoring	1st	2nd	TOT
WSU	37	34	71
UNL	34	48	82

# GEORGE MASON 85, NEBRASKA 66



Official Basketball Box Score - Final  
**George Mason at Nebraska**  
 11/29/19 John Gray Gymnasium, George Town, Grand Cayman  
 2019-20 Men's Basketball

Game Time: 6:30 PM  
 Game Duration: 1:50  
 Attendance: 1,066

Officials: Jeff Anderson, Ron Croover, Matt Porter

George Mason - 85		Record: 7-1										
NO. Name	Min	FG M-A	3P M-A	FT M-A	Rebounds OR DR TOT	Fouls PF FD	TP	AS	TO	ST	Blocks BS BA +/-	
12 AJ Wilson	33:34	4-9	0-0	0-2	7 7 14	2 1 8	2	3	1	5	1	27
13 Josh Oduru	19:22	1-2	0-0	0-0	1 4 5	1 2 2	0	1	0	0	0	-4
10 Jamal Hartwell II	36:24	8-15	5-10	2-2	1 2 3	2 1 23	6	2	0	0	0	21
11 Jordan Miller	26:32	7-11	2-4	4-4	1 7 8	2 3 20	1	4	2	1	1	24
23 Javon Greene	33:36	7-17	2-6	1-2	1 5 6	4 2 17	3	4	2	0	1	29
0 Goanar Mar	29:07	2-5	1-2	3-4	2 4 6	1 3 8	2	4	0	0	0	8
2 Xavier Johnson	09:12	0-1	0-1	0-0	0 1 1	0 5 0	0	2	0	0	0	-9
1 Justin Keir	09:22	3-4	1-1	0-0	0 3 4	3 2 7	0	0	0	0	0	5
20 Jason Douglas-Stanley	00:57	0-1	0-1	0-0	0 0 0	0 0 0	0	0	0	0	0	-2
22 Jack Tempchin	00:57	0-0	0-0	0-0	0 0 0	0 0 0	0	0	1	0	0	-2
22 Mehki McCray	00:57	0-0	0-0	0-0	0 0 0	0 0 0	0	0	0	0	0	-2
<b>Team</b>					2 1 3	0 0 0	0	0	0	0	0	0
<b>Totals</b>	32:65	11-25	10-14	15 34 49	12 13 85	14 19 7	6	4	19			

Technical Fouls: NONE

Nebraska - 66		Record: 3-3										
NO. Name	Min	FG M-A	3P M-A	FT M-A	Rebounds OR DR TOT	Fouls PF FD	TP	AS	TO	ST	Blocks BS BA +/-	
24 Yvan Ouedraogo	20:34	1-2	0-0	0-0	3 2 5	1 0 2	0	2	2	2	1	-21
3 Cam Mack	30:07	4-9	1-3	0-0	1 1 2	4 0 9	3	4	0	0	1	-21
11 Dachon Burke	30:45	5-12	2-5	2-4	0 2 2	2 1 24	1	4	5	1	2	-14
22 Haanif Cheatham	31:59	5-8	2-4	1-2	0 1 1	0 5 13	0	1	0	0	0	-12
23 Jervay Green	24:29	1-7	0-5	0-0	0 3 4	3 2 7	0	2	1	0	0	-26
1 Kevin Cross	19:21	4-8	3-5	0-0	1 4 5	1 0 11	1	2	0	0	1	-2
25 Matej Kavas	16:03	2-7	1-4	5-6	0 2 2	2 2 10	0	2	0	0	0	1
34 Thorir Thorbjarnarson	19:34	1-3	0-1	0-1	0 4 4	1 1 2	0	1	0	0	0	-4
15 Samari Curtis	07:01	1-4	1-3	0-0	0 0 0	0 0 0	0	0	0	0	0	0
30 Charlie Easley	00:57	0-0	0-0	0-0	0 0 0	0 0 0	0	0	0	0	0	2
<b>Team</b>					1 0 1	0 0 0	0	1	0	0	0	0
<b>Totals</b>	24:61	10-30	8-13	7 19 26	13 12 66	12 15 9	4	6	-19			

Technical Fouls: NONE

GMU	UNL
Biggest lead	21 (2nd 1:23)
Best Scoring Run	10 (1st 8:17)
Lead Changes	4
Times Tied	2
Time with Lead	36:01

Points from Turnovers	GMU	UNL
	11	15

Period by Period Scoring	1st	2nd	TOT
GMU	37	48	85
UNL	28	38	66

# NEBRASKA 74, SOUTH FLORIDA 67



Official Basketball Box Score - Final  
**South Fla. at Nebraska**  
 11/27/19 John Gray Gymnasium, George Town, Grand Cayman  
 2019-20 Men's Basketball

Game Time: 4:00 PM  
 Game Duration: 1:52  
 Attendance: 312

Officials: Ron Croover, Pat Adams, Tony Chazza

South Fla. - 67		Record: 3-4										
NO. Name	Min	FG M-A	3P M-A	FT M-A	Rebounds OR DR TOT	Fouls PF FD	TP	AS	TO	ST	Blocks BS BA +/-	
4 Michael Durr	28:29	4-11	0-0	0-0	5 6 11	1 0 8	0	1	0	0	0	-10
0 David Collins	26:18	6-15	2-7	2-2	0 3 3	3 4 16	0	1	1	0	0	-8
2 Ezacuras Dawson	19:36	2-5	1-3	0-0	0 0 0	3 0 3	5	2	1	0	0	4
3 Laquincy Rideau	38:41	7-18	1-5	0-0	1 2 3	4 3 15	5	2	1	0	0	-12
13 Justin Brown	31:51	1-8	1-5	1-2	6 2 8	2 2 4	2	1	1	1	0	-9
1 Xavier Castaneda	28:35	2-6	1-3	2-2	0 5 5	1 1 7	3	0	1	0	0	-2
34 Antun Maricovic	11:31	2-2	0-0	1 2 3	1 0 4	0 0 0	0	2	0	0	0	3
5 Rashun Williams	11:45	3-4	2-3	0-0	2 2 4	0 0 8	0	2	0	0	0	3
24 Jamir Chaplin	03:14	0-1	0-1	0-0	1 0 1	0 0 0	0	0	0	0	0	-4
<b>Team</b>					1 0 1	0 0 0	0	1	0	0	0	0
<b>Totals</b>	27:70	8-27	5-6	17 22 39	15 10 67	12 9 4	3	1	-7			

Technical Fouls: NONE

Nebraska - 74		Record: 4-3										
NO. Name	Min	FG M-A	3P M-A	FT M-A	Rebounds OR DR TOT	Fouls PF FD	TP	AS	TO	ST	Blocks BS BA +/-	
24 Yvan Ouedraogo	24:03	2-3	0-0	2-2	1 4 5	2 2 6	0	1	0	0	0	19
11 Dachon Burke	30:53	8-11	3-5	2-4	1 3 4	2 2 21	1	1	0	0	0	10
22 Haanif Cheatham	36:50	8-11	1-1	9-11	0 3 3	3 6 26	0	2	0	0	0	12
23 Jervay Green	27:21	1-4	1-3	0-0	0 3 3	1 0 3	0	3	0	0	0	7
25 Matej Kavas	17:00	3-4	0-0	0-0	0 0 0	0 0 0	0	0	0	0	0	1
1 Kevin Cross	15:57	0-5	0-2	0-0	0 1 1	0 1 0	1	1	0	0	0	-12
3 Cam Mack	26:25	2-5	0-0	1-2	1 3 4	1 4 5	7	1	2	0	2	1
34 Thorir Thorbjarnarson	16:59	2-5	0-2	0-0	0 3 3	1 0 4	0	0	0	0	0	1
15 Samari Curtis	04:32	1-1	1-1	0-0	0 1 1	0 0 3	0	0	0	0	0	-6
<b>Team</b>					0 5 5	0 0 0	0	0	0	0	0	0
<b>Totals</b>	27:49	6-14	14-19	3 26 29	10 15 74	10 9 2	1	3	7			

Technical Fouls: NONE

USF	UNL
Biggest lead	8 (1st 8:14)
Best Scoring Run	9 (1st 8:14)

# CREIGHTON 95, NEBRASKA 76

Official Basketball Box Score -- Game Totals -- Final Statistics  
 Nebraska vs Creighton  
 12-07-19 1:30 pm at Omaha, Neb. (CHI Health Center Omaha)

Nebraska 76 • 4-5

#	Player	Total		3-Ptr		Rebounds			PF	TP	A	TO	Blk	Stl	Min
		FG-FGA	FG-FGA	FT-FTA	Off	Def	Tot								
24	Yvan Ouedraogo	f	1-5	0-0	0-2	1	2	3	1	2	0	1	0	0	12
11	Dachon Burke	g	4-12	0-2	1-3	1	6	7	2	9	2	2	0	2	29
22	Haanif Cheatham	g	5-12	0-2	4-5	1	4	5	1	14	1	1	0	0	32
23	Jervay Green	g	3-8	1-6	3-5	2	4	6	1	10	1	2	1	1	32
34	Thor Thorbjarnarson	g	4-5	4-5	0-0	0	3	3	2	12	0	1	1	0	24
00	Akol Arop		0-1	0-0	2-2	0	4	4	0	2	0	1	1	0	3
01	Kevin Cross		0-3	0-2	0-2	0	1	1	1	0	0	1	0	0	10
03	Cam Mack		4-9	1-3	3-5	0	2	2	3	12	3	2	1	1	30
25	Matej Kavas		4-8	3-7	0-0	0	0	0	2	11	1	1	0	0	24
30	Charlie Easley		2-2	0-0	0-0	0	0	0	0	4	1	0	0	0	4
	Team					2	1	3							
	Totals		27-65	9-27	13-24	8	26	34	13	76	9	12	3	4	200

FG % 1st Half: 8-34 23.5% 2nd half: 19-31 61.3% Game: 27-65 41.5%  
 3FG % 1st Half: 3-14 21.4% 2nd half: 6-13 46.2% Game: 9-27 33.3%  
 FT % 1st Half: 3-7 42.9% 2nd half: 10-17 58.8% Game: 13-24 54.2%

Creighton 95 • 7-2

#	Player	Total		3-Ptr		Rebounds			PF	TP	A	TO	Blk	Stl	Min
		FG-FGA	FG-FGA	FT-FTA	Off	Def	Tot								
13	BISHOP, Christian	f	5-8	0-0	0-0	2	7	9	5	10	0	1	1	1	16
23	JEFFERSON, Damien	f	3-7	2-3	0-3	0	8	8	3	8	3	2	0	1	31
05	ALEXANDER, Ty-Shon	g	6-13	4-9	6-6	1	5	6	3	22	2	2	0	1	34
11	ZEGAROWSKI, Marcus	g	13-19	4-7	0-0	0	9	9	1	30	6	4	0	0	35
24	BALLOCK, Mitch	g	4-9	3-7	2-2	0	3	3	3	13	3	1	3	1	36
04	MITCHELL, Shereef		2-3	0-0	1-1	1	1	2	2	5	3	3	0	2	23
10	CANFIELD, Jett		0-1	0-1	0-0	0	0	0	2	0	1	1	0	0	6
12	SCURRY, Jordan		0-1	0-1	0-0	1	0	1	0	0	0	0	0	0	4
20	ZEIL, Nic		1-2	0-1	0-0	0	0	0	1	2	0	0	0	0	5
21	WINDHAM, Jalen		1-3	0-1	3-3	0	2	2	1	5	0	1	0	0	10
	Team					2	1	3							
	Totals		35-66	13-30	12-15	7	36	43	22	95	18	15	4	6	200

FG % 1st Half: 17-33 51.5% 2nd half: 18-33 54.5% Game: 35-66 53.0%  
 3FG % 1st Half: 8-16 50.0% 2nd half: 5-14 35.7% Game: 13-30 43.3%  
 FT % 1st Half: 6-8 75.0% 2nd half: 6-7 85.7% Game: 12-15 80.0%

Officials: James Breeding, Jeffrey Anderson, Earl Walton  
 Technical fouls: Nebraska-None. Creighton-None.  
 Attendance: 18068  
 Fouled out: Home #13 with 5:08 left in 2nd half.

Score by periods	1st	2nd	Total
Nebraska	22	54	76
Creighton	48	47	95

	In	Off	2nd	Fast	Bench
Points	34	11	10	8	29
NEB	38	11	7	15	12
CU					

Last FG - NEB 2nd-00:22, CU 2nd-01:45.  
 Largest lead - NEB None, CU by 32 2nd-18:36.  
 NEB led for 00:00. CU led for 39:24. Game was tied for 00:36.

Score tied - 0 times.  
 Lead changed - 0 times.

# INDIANA 96, NEBRASKA 90 (OT)



Official Basketball Box Score - Final  
 Nebraska at Indiana  
 12/14/19 Simon Skjott Assembly Hall, Bloomington  
 2019-20 Men's Basketball

Game Time: 1:00 AM  
 Game Duration: 2:15  
 Attendance: 17,222

Officials: Larry Scrotto, Paul Szeto, Keith Kinble

Nebraska - 90

Record: 4-6 (0-1)

NO.	Name	Min	FG		3P		FT		Rebounds		Fouls		TP	AS	TO	ST	Blocks		+/-
			M	A	M	A	M	A	OR	DR	PF	FD					BS	BA	
24	Yvan Ouedraogo	F	32:38	4-11	0-0	1-4	5	5	10	4	3	9	1	2	1	0	2	-2	
3	Cam Mack	G	44:31	5-14	3-8	2-2	0	3	3	3	2	15	10	4	2	0	2	-5	
11	Dachon Burke	G	40:28	9-16	4-8	3-4	0	1	1	4	3	25	2	2	2	0	1	-6	
22	Haanif Cheatham	G	41:10	7-15	2-6	5-6	0	6	6	2	3	21	3	0	0	0	1	-3	
34	Thor Thorbjarnarson	G	41:01	7-12	3-5	0-0	0	1	1	4	1	17	1	1	0	0	0	-1	
11	Kevin Cross		12:22	1-3	0-2	1-2	3	4	7	2	2	3	2	0	0	0	0	-4	
25	Matej Kavas		10:34	0-3	0-3	0-0	0	0	0	2	0	0	0	0	0	0	0	-8	
30	Charlie Easley		02:15	0-1	0-0	0-0	0	0	0	2	0	0	0	0	0	0	0	-1	
00	Akol Arop		00:01	0-0	0-0	0-0	0	0	0	0	0	0	0	0	0	0	0	0	
	Team									3	0	3							
	Totals			33-75	12-32	12-18	11	20	31	23	14	90	19	5	5	0	6	-6	

Technical Fouls: NONE

1st	Shooting By Period	
	FG%	3PT%
1st	15-33	45.5%
2nd	16-36	44.4%
3rd	6-14	42.9%
OT	5-9	55.6%
GM	26	33.3%
3PT%	2-5	40.0%
FT%	2-4	50%
FT%	12-18	66.7%

Dead Ball Rebounds: 2.0

Indiana - 96

Record: 10-1 (1-1)

NO.	Name	Min	FG		3P		FT		Rebounds		Fouls		TP	AS	TO	ST	Blocks		+/-
			M	A	M	A	M	A	OR	DR	PF	FD					BS	BA	
3	Justin Smith	F	40:17	5-9	0-2	6-10	3	7	10	1	5	16	2	2	0	1	0	13	
4	Trayce Jackson-Davis	F	34:55	9-12	0-0	7-11	6	9	15	0	6	25	2	3	1	3	0	11	
50	Joey Brunk	G	17:15	3-4	0-0	2-2	1	4	5	2	1	8	0	4	0	0	0	3	
1	Aljami Durham	G	32:17	4-10	2-5	4-4	0	3	3	5	3	14	3	2	0	0	0	5	
11	Devonte Green	G	14:31	2-7	1-5	0-0	0	1	1	1	0	5	1	2	1	0	0	17	
2	Armaan Franklin	G	16:43	0-4	0-4	0-0	0	1	1	0	1	0	2	1	0	1	0	-2	
10	Rob Phinisee		26:29	6-10	2-4	2-2	0	2	2	1	1	16	4	1	1	0	0	-8	
23	Damezi Anderson		16:10	0-4	0-3	5-6	2	4	6	2	3	5	0	1	1	0	0	-4	
25	Race Thompson		08:31	1-4	0-1	1-2	2	4	1	1	3	0	0	0	1	0	0	-6	
20	De'Ron Davis		07:27	1-1	0-0	0-0	0	0	0	1	2	0	0	1	0	0	0	5	
21	Jerome Hunter		10:25	1-3	0-1	0-1	2	1	3	0	1	2	0	0	0	0	0	-4	
	Team									3	1	4							
	Totals			32-68	5-25	27-38	19	35	54	14	23	164	15	5	6	0	8		

Technical Fouls: NONE

Biggest lead	NEB		IND		Points from	NEB		IND		Period by Period Scoring
	4 (1st 7:05)	9 (1st 16:57)	9 (1st 16:57)	21		10	1st	2nd	OT1	
Best Scoring Run	12 (1st 13:30)	6 (1st 16:57)	Paint	42	52	NEB	39	43	8	90
Lead Changes	12		Second Chance	10	26	IND	40	42	14	96
Times Tied	8		Fast Breaks	18	19					
Time with Lead	07:45	33:28	Bench	3	28					



## 2019-20 Nebraska Men's Basketball Combined Team Statistics In Conference games

### Game Records

Record	Overall	Home	Away	Neutral
ALL GAMES	0-1	0-0	0-1	0-0
CONFERENCE	0-1	0-0	0-1	0-0
NON-CONFERENCE	0-0	0-0	0-0	0-0

### Score by Periods

Team	1st	2nd	OT	TOT
Nebraska	39	43	8	90
Opponents	40	42	14	96

### Team Box Score

No.	Player				Total		3-Point		F-Throw		Rebounds											
		GP-GS	MIN	AVG	FG-FGA	FG%	3FG-FGA	3FG%	FT-FTA	FT%	OFF	DEF	TOT	AVG	PF	DQ	A	TO	BLK	STL	PTS	AVG
11	BURKE, Dachon	1-1	40:27	40.5	9-16	.563	4-8	.500	3-4	.750	0	1	1	1.0	4	0	2	2	0	2	25	25.0
22	CHEATHAM, Haanif	1-1	41:10	41.2	7-15	.467	2-6	.333	5-6	.833	0	6	6	6.0	2	0	3	0	0	0	21	21.0
34	THORBJARNARSON, Thorir	1-1	41:00	41.0	7-12	.583	3-5	.600	0-0	.000	0	1	1	1.0	4	0	1	1	0	0	17	17.0
3	MACK, Cam	1-1	44:31	44.5	5-14	.357	3-8	.375	2-2	1.000	0	3	3	3.0	3	0	10	4	0	2	15	15.0
24	OUEDRAOGO, Yvan	1-1	32:38	32.6	4-11	.364	0-0	.000	1-4	.250	5	5	10	10.0	4	0	1	2	0	1	9	9.0
1	CROSS, Kevin	1-0	12:22	12.4	1-3	.333	0-2	.000	1-2	.500	3	4	7	7.0	2	0	2	0	0	0	3	3.0
0	AROP, Akol	1-0	00:02	0.0	0-0	.000	0-0	.000	0-0	.000	0	0	0	0.0	0	0	0	0	0	0	0	0.0
25	KAVAS, Matej	1-0	10:34	10.6	0-3	.000	0-3	.000	0-0	.000	0	0	0	0.0	2	0	0	0	0	0	0	0.0
30	EASLEY, Charlie	1-0	02:16	2.3	0-1	.000	0-0	.000	0-0	.000	0	0	0	0.0	2	0	0	0	0	0	0	0.0
Team											3		3									
<b>Total</b>		<b>1</b>	<b>225</b>		<b>33-75</b>	<b>.440</b>	<b>12-32</b>	<b>.375</b>	<b>12-18</b>	<b>.667</b>	<b>11</b>	<b>20</b>	<b>31</b>	<b>31.0</b>	<b>23</b>	<b>0</b>	<b>19</b>	<b>9</b>	<b>0</b>	<b>5</b>	<b>90</b>	<b>90.0</b>
<b>Opponents</b>		<b>1</b>	<b>225</b>		<b>32-68</b>	<b>.471</b>	<b>5-25</b>	<b>.200</b>	<b>27-38</b>	<b>.711</b>	<b>19</b>	<b>35</b>	<b>54</b>	<b>54.0</b>	<b>14</b>	<b>-</b>	<b>14</b>	<b>15</b>	<b>6</b>	<b>5</b>	<b>96</b>	<b>96.0</b>

### Team Statistics

	NEBR	OPP
<b>Scoring</b>	<b>90</b>	<b>96</b>
Points per game	90.0	96.0
Scoring margin	-6.0	-
<b>Field goals-att</b>	<b>33-75</b>	<b>32-68</b>
Field goal pct	.440	.471
<b>3 point fg-att</b>	<b>12-32</b>	<b>5-25</b>
3-point FG pct	.375	.200
3-pt FG made per game	12.0	5.0
<b>Free throws-att</b>	<b>12-18</b>	<b>27-38</b>
Free throw pct	.667	.711
F-Throws made per game	12.0	27.0
<b>Rebounds</b>	<b>31</b>	<b>54</b>
Rebounds per game	31.0	54.0
Rebounding margin	-23.0	-
<b>Assists</b>	<b>19</b>	<b>14</b>
Assists per game	19.0	14.0
<b>Turnovers</b>	<b>9</b>	<b>15</b>
Turnovers per game	9.0	15.0
Turnover margin	+6.0	-
Assist/turnover ratio	2.1	0.9
<b>Steals</b>	<b>5</b>	<b>5</b>
Steals per game	5.0	5.0
<b>Blocks</b>	<b>0</b>	<b>6</b>
Blocks per game	0.0	6.0
<b>Winning streak</b>	<b>0</b>	<b>-</b>
Home win streak	2	-
<b>Attendance</b>	<b>0</b>	<b>17222</b>
Home games-Avg/Game	0-0	1-17222
Neutral site-Avg/Game	-	0-0

### Team Results

Date	Opponent	Score	Att.
12/13/2019	at Indiana	L 90-96	17222



**2019-20 Nebraska Men's Basketball  
Combined Team Statistics**

**Game Records**

Record	Overall	Home	Away	Neutral
ALL GAMES	4-6	2-2	0-3	2-1
CONFERENCE	0-1	0-0	0-1	0-0
NON-CONFERENCE	4-5	2-2	0-2	2-1

**Score by Periods**

Team	1st	2nd	OT	TOT
Nebraska	340	382	30	752
Opponents	352	409	30	791

**Team Box Score**

No.	Player				Total			3-Point		F-Throw		Rebounds											
		GP-GS	MIN	AVG	FG-FGA	FG%	3FG-FGA	3FG%	FT-FTA	FT%	OFF	DEF	TOT	AVG	PF	DQ	A	TO	BLK	STL	PTS	AVG	
22	CHEATHAM, Haanif	10-10	335:29	33.5	50-90	.556	7-22	.318	27-43	.628	5	48	53	5.3	16	0	15	12	2	7	134	13.4	
11	BURKE, Dachon	10-10	281:09	28.1	46-109	.422	15-41	.366	26-44	.591	7	29	36	3.6	17	0	13	12	6	13	133	13.3	
3	MACK, Cam	10-8	346:43	34.7	44-108	.407	11-36	.306	27-46	.587	10	31	41	4.1	28	1	61	28	3	15	126	12.6	
23	GREEN, Jervay	9-9	284:08	31.6	32-87	.368	15-51	.294	14-26	.538	10	34	44	4.9	22	1	24	21	5	10	93	10.3	
1	CROSS, Kevin	10-0	190:54	19.1	29-69	.420	8-30	.267	5-13	.385	11	27	38	3.8	12	0	8	12	6	0	71	7.1	
34	THORBJARNARSON, Thorir	10-2	216:28	21.6	25-46	.543	13-24	.542	5-7	.714	3	31	34	3.4	18	0	3	8	2	5	68	6.8	
24	OUEDRAOGO, Yvan	10-10	202:53	20.3	22-53	.415	0-0	.000	10-26	.385	24	31	55	5.5	15	0	5	17	4	6	54	5.4	
25	KAVAS, Matej	10-1	174:42	17.5	17-48	.354	9-32	.281	10-14	.714	0	10	10	1.0	13	0	6	5	1	1	53	5.3	
15	CURTIS, Samari	8-0	49:18	6.2	4-10	.400	4-9	.444	2-2	1.000	0	7	7	0.9	5	0	1	2	1	0	14	1.8	
30	EASLEY, Charlie	6-0	11:14	1.9	2-3	.667	0-0	.000	0-2	.000	1	0	1	0.2	2	0	1	2	0	0	4	0.7	
0	AROP, Akol	5-0	07:03	1.4	0-2	.000	0-1	.000	2-2	1.000	0	6	6	1.2	0	0	0	1	1	0	2	0.4	
Team												13	12	25								2	
<b>Total</b>		<b>10</b>			<b>271-625</b>	<b>.434</b>	<b>82-246</b>	<b>.333</b>	<b>128-225</b>	<b>.569</b>	<b>84</b>	<b>266</b>	<b>350</b>	<b>35.0</b>	<b>148</b>	<b>2</b>	<b>137</b>	<b>122</b>	<b>31</b>	<b>57</b>	<b>752</b>	<b>75.2</b>	
<b>Opponents</b>		<b>10</b>			<b>302-699</b>	<b>.432</b>	<b>76-255</b>	<b>.298</b>	<b>111-155</b>	<b>.716</b>	<b>152</b>	<b>329</b>	<b>481</b>	<b>48.1</b>	<b>189</b>	<b>-</b>	<b>135</b>	<b>150</b>	<b>47</b>	<b>63</b>	<b>791</b>	<b>79.1</b>	

**Team Statistics**

	Nebr	OPP
<b>Scoring</b>	<b>752</b>	<b>791</b>
Points per game	75.2	79.1
Scoring margin	-3.9	-
<b>Field goals-att</b>	<b>271-625</b>	<b>302-699</b>
Field goal pct	.434	.432
<b>3 point fg-att</b>	<b>82-246</b>	<b>76-255</b>
3-point FG pct	.333	.298
3-pt FG made per game	8.2	7.6
<b>Free throws-att</b>	<b>128-225</b>	<b>111-155</b>
Free throw pct	.569	.716
F-Throws made per game	12.8	11.1
<b>Rebounds</b>	<b>350</b>	<b>481</b>
Rebounds per game	35.0	48.1
Rebounding margin	-13.1	-
<b>Assists</b>	<b>137</b>	<b>135</b>
Assists per game	13.7	13.5
<b>Turnovers</b>	<b>122</b>	<b>150</b>
Turnovers per game	12.2	15.0
Turnover margin	+2.8	-
Assist/turnover ratio	1.1	0.9
<b>Steals</b>	<b>57</b>	<b>63</b>
Steals per game	5.7	6.3
<b>Blocks</b>	<b>31</b>	<b>47</b>
Blocks per game	3.1	4.7
<b>Winning streak</b>	<b>0</b>	<b>-</b>
Home win streak	2	-
<b>Attendance</b>	<b>63450</b>	<b>40423</b>
Home games-Avg/Game	4-15863	3-13474
Neutral site-Avg/Game	-	3-746

**Team Results**

Date	Opponent		Score	Att.
11/05/19	UC Riverside	L	47-66	15745
11/09/19	Southern Utah	L	78-79	15828
11/15/19	South Dakota St.	W	90-73	15946
11/22/19	Southern U.	W	93-86	15931
11/25/19	vs Washington St.	W	82-71	660
11/26/19	vs George Mason	L	66-85	1066
11/27/19	vs South Fla.	W	74-67	512
12/04/19	at Georgia Tech	L	56-73	5133
12/07/19	at Creighton	L	76-95	18068
12/13/19	at Indiana	L	90-96	17222