

# N NEBRASKA BASKETBALL

## 2019-20 GAME NOTES

The Nebraska men's basketball team opens Big Ten action on Friday night, as the Huskers travel to Assembly Hall for the matchup with Indiana.

Tipoff at Assembly Hall is set for 7 p.m., and the matchup between the Huskers and Hoosiers will be televised nationally on BTN with Kevin Kugler and Shon Morris on the call. The game will also be available on the Fox Sports app on tablets, computers and mobile devices.

Fans can follow all of the action across the state of Nebraska on the Learfield-IMG Husker Sports Network with Kent Pavelka and Jake Muhleisen on the call. The game will also be available on Huskers.com, the Huskers app and Tuneln radio. The pregame show begins one hour prior to tipoff.

Nebraska (4-5) ran into a buzzsaw last Saturday, as the Huskers fell at Creighton, 95-76. The Bluejays shot 51 percent, including 8-of-16 from 3-point range, in the first half, while holding the Huskers to just 24 percent in the opening 20 minutes. NU played a much better second half, outscoring Creighton, 54-47, in the final 20 minutes.

Senior Haanif Cheatham led five Huskers in double figures with 14 points, the fifth consecutive game he has reached double figures. A 6-foot-5 guard, Cheatham paces the Huskers in both scoring (12.6 ppg) and rebounding (5.2 rpg) while ranking among the Big Ten leaders in field goal percentage (.573). He is one of four Huskers averaging double figures in a balanced attack, while four others average at least five points per game.

The Huskers wrap up their three-game road trip by taking on an Indiana team that is 9-1 on the season following a 57-54 win over UConn at the Jimmy V Classic in New York City Tuesday evening. In that game, Indiana didn't put anyone in double figures, but had six players score at least six points, while limiting UConn to 36 percent shooting in the second half. The Hoosiers feature one of the Big Ten's top freshmen in Trayce Jackson-Davis, who leads the Hoosiers in both scoring (14.1 ppg) and rebounding (8.5 rpg).

The Huskers will have a quick turnaround, as they return to action Sunday afternoon to take on a Purdue team which is 6-3 on the year and has been off since a 14-point win over Northwestern on Dec. 7.

### GAME MATCHUP

#### NEBRASKA CORNHUSKERS

2019-20 Record: 4-5 (0-0 Big Ten)  
Head coach: Fred Hoiberg  
Record at Nebraska: 4-5 (1st year)  
Career NCAA Record: 119-61 (6th year)

#### INDIANA HOOSIERS

2019-20 Record: 9-1 (0-1 Big Ten)  
Head coach: Archie Miller  
Record at Indiana: 44-31 (3rd year)  
Career Record: 183-94 (9th year)

#### BROADCAST INFO

**Television:** BTN  
Play-by-play: Kevin Kugler  
Analyst: Shon Morris  
**Online Broadcast:** Fox Sports App  
**Radio:** Learfield-IMG Husker Sports Network, including 590 AM (Omaha), 1400 AM (Lincoln) and 880 AM (Lexington)  
Play-by-play: Kent Pavelka  
Analyst: Jake Muhleisen  
**Online Radio:** Available on Huskers.com, Huskers App, Tuneln.com/Huskers and Tuneln App.  
**SiriusXM (Internet):** Ch. 982

### PLAYER SPOTLIGHT

Matej Kavas tied a season high with three 3-pointers in the loss at Creighton on Saturday. He needs 14 3-pointers to reach 200 for his career. Kavas has given the Huskers a spark off the bench in his first year at NU, reaching double figures in four of his eight games off the bench.



### NEBRASKA AT INDIANA

<b>10</b>	<b>GAME DETAILS</b>	<b>MEDIA INFO</b>
	Date: Friday, Dec. 13	TV: BTN
	Time: 7 p.m. (CT)	Online Video: Fox Sports App
	Location: Bloomington, Ind.	Radio: Learfield-IMG HSN
	Arena: Simon Skjold Assembly Hall	Internet Audio: Huskers.com Huskers app/Tuneln

### 2019-20 SCHEDULE

Date	Opponent	TV/Internet	Result
Tues., Nov. 5	UC Riverside	BTN	L, 47-66
Sat., Nov. 9	Southern Utah	BTN+	L, 78-79 (2OT)
Fri., Nov. 15	South Dakota St.	BTN	W, 90-73
Fri., Nov. 22	Southern	BTN+	W, 93-86 (OT)
<b>CAYMAN ISLANDS CLASSIC</b>			
Mon., Nov. 25	vs. Washington St.	FloHoops.com	W, 82-71
Tues., Nov. 26	vs. George Mason	FloHoops.com	L, 66-85
Wed., Nov. 27	vs. South Florida	FloHoops.com	W, 74-67
<b>BIG/ACC CHALLENGE</b>			
Wed., Dec. 4	at Georgia Tech	ESPNU	L, 56-73
Sat., Dec. 7	at Creighton	FS1	L, 74-95
Fri., Dec. 13	at Indiana*	BTN	7 p.m.
Sun., Dec. 15	Purdue*	BTN	3 p.m.
Sat., Dec. 21	North Dakota	BTN+	5 p.m.
Sun., Dec. 29	TAMU-CC	BTN	1 or 3 p.m.
Fri., Jan. 3	Rutgers*	BTN	7 p.m.
Tues., Jan. 7	Iowa*	BTN	8 p.m.
Sat., Jan. 11	at Northwestern*	BTN	TBA
Tues., Jan. 14	at Ohio State*	FS1	5:30 p.m.
Sat., Jan. 18	Indiana*	BTN	6 p.m.
Tues., Jan. 21	at Wisconsin*	BTN	8 p.m.
Sat., Jan. 25	at Rutgers*	BTN	1 p.m.
Tues., Jan. 28	Michigan*	ESPN/2/U	6 p.m.
Sat., Feb. 1	Penn State*	BTN	6 p.m.
Sat., Feb. 8	at Iowa*	BTN	5 p.m.
Tues., Feb. 11	at Maryland*	BTN	7:30 p.m.
Sat., Feb. 15	Wisconsin*	BTN	1:15 p.m.
Thurs., Feb. 20	Michigan State*	FS1	7:30 p.m.
Mon., Feb. 24	at Illinois*	BTN	7 p.m.
Thurs., Feb. 27	Ohio State*	ESPN/2	8 p.m.
Sun., March 1	Northwestern*	BTN	3:15 p.m.
Thurs., March 5	at Michigan*	FS1	5:30 p.m.
Sun., March 8	at Minnesota*	BTN	Noon
<b>Big Ten Tournament</b>			
Wed., March 11	at Big Ten First Round	BTN	TBA
Thurs., March 12	at Big Ten Second Round	BTN	TBA
Fri., March 13	at Big Ten Quarterfinals	BTN	TBA
Sat., March 14	at Big Ten Semifinals	CBS	TBA
Sun., March 15	at Big Ten Championship	CBS	2:30 p.m.
<b>NCAA Tournament</b>			
March 17-April 6	NCAA Tournament	TBD	TBA

Notes: \*-Big Ten Conference Game; All times listed are central and subject to change. Home games are in red and bold.

### 2019-20 ROSTER AT A GLANCE

No	Name	Pos.	Ht.	Wt.	Yr.	Hometown	GP/GS	MPG	PPG	RPG	APG
0	Akol Arop	F	6-6	200	Fr.	Omaha, Neb.	4/0	1.5	0.5	1.5	0.0
1	Kevin Cross	F	6-8	240	Fr.	Little Rock, Ark.	9/0	19.9	7.6	3.4	0.7
3	Cam Mack	G	6-2	175	So.	Austin, Texas	9/7	33.8	12.3	4.2	5.7
4	Shamiel Stevenson- #	G/F	6-6	245	Jr.	Toronto, Ontario, Canada	Will sit out 2019-20 season				
11	Dachon Burke Jr.	G	6-4	180	Jr.	Orange, N.J.	9/9	26.8	12.0	3.9	1.2
13	Derrick Walker - #	F	6-8	235	Jr.	Kansas City, Mo.	Will sit out 2019-20 season				
21	Jace Piatkowski	G	6-3	175	Fr.	Omaha, Neb.	Has not played in 2019-20				
22	Haanif Cheatham	G	6-5	194	Sr.	Fort Lauderdale, Fla.	9/9	32.7	12.6	5.2	1.3
23	Jervay Green	G	6-3	210	Jr.	Denver, Colo.	9/9	31.4	10.3	4.9	2.7
24	Yvan Ouedraogo	F	6-9	260	Fr.	Bordeaux, France	9/9	19.0	5.0	5.0	0.4
25	Matej Kavas	G	6-8	205	Sr.	Ljubljana, Slovenia	9/1	18.3	5.9	1.1	0.7
30	Charlie Easley	G	6-2	190	Fr.	Lincoln, Neb.	5/0	1.6	0.8	0.2	0.2
34	Thorir Thorbjarnarson	G	6-6	206	Jr.	Reykjavik, Iceland	9/1	19.6	5.7	3.7	0.2
44	Bret Porter	F	6-6	215	Fr.	Omaha, Neb.	Has not played in 2019-20				
45	Dalano Banton - #	G	6-8	195	So.	Toronto, Ontario, Canada	Will sit out 2019-20 season				

#-Sitting out after transferring

## 2019-20 NUMERICAL ROSTER

No.	VL	Name	Pronunciation	Pos.	Ht.	Wt.	Yr.	Hometown	Previous School
0		Akol Arop	A-call uh-rope	F	6-6	200	Fr.	Omaha, Neb.	Creighton Prep HS
1		Kevin Cross		F	6-8	240	Fr.	Little Rock, Ark.	Mills University Studies HS
3		Cam Mack		G	6-2	175	So.	Austin, Texas	Salt Lake CC
4		Shamiel Stevenson	Sha-meal	G	6-6	245	Jr.	Toronto, Ontario, Canada	University of Nevada
11		Dachon Burke Jr.	DAY-shawn	G	6-4	180	Jr.	Orange, N.J.	Robert Morris
13		Derrick Walker		F	6-8	235	Jr.	Kansas City, Mo.	University of Tennessee
21		Jace Piatkowski	Pie-it-COW-ski	G	6-3	175	Fr.	Omaha, Neb.	Elkhorn South HS
22		Haanif Cheatham	Hah-NEEF CHEE-tum	G	6-5	194	Sr.	Fort Lauderdale, Fla.	Florida Gulf Coast University
23		Jervay Green		G	6-3	210	Jr.	Denver, Colo.	Western Nebraska CC
24		Yvan Ouedraogo	I-van OOH-drah-oh-goh	F	6-9	260	Fr.	Bordeaux, France	INSEP
25		Matej Kavaz	MAH-tey KAH-vahs	G	6-8	205	Sr.	Ljubljana, Slovenia	Seattle University
30		Charlie Easley		G	6-2	190	Fr.	Lincoln, Neb.	Pius X HS
34	**	Thorir Thorbjarnarson	Thor-EAR thorb-YAR-nar-son	G	6-6	206	Jr.	Reykjavik, Iceland	Menntaskólinn i Reykjavik
44		Bret Porter		F	6-6	215	Fr.	Omaha, Neb.	Millard North HS
45		Dalano Banton	duh-LAH-no BAN-ten	G	6-8	195	So.	Toronto, Ontario, Canada	Western Kentucky University

## 2019-20 COACHING STAFF

Name	Pronunciation	Title	Year at Nebraska	Alma Mater (Year)
Fred Hoiberg		Head Coach	First	Iowa State (1995)
Matt Abdelmassih	Abdel-massey	Assistant Coach	First	St. John's (2007)
Doc Sadler		Assistant Coach	First as Asst./Seventh	Arkansas (1982)
Armon Gates		Assistant Coach	Second	Kent State (2006)
Bobby Lutz	Lootz	Special Assistant to the Head Coach	First	UNC Charlotte (1980)
Tim Wilson		Basketball Strength Coach	Ninth	Nebraska (1981)
Matt Holt		Video Coordinator	Third	New Haven (2013)
Luca Virgilio	Vir-Jill-e-o	Director of Basketball Operations	First	Universita degli Studi di Roma Tre (2012)
Bertram "Buzzy" Caruthers		Director of Player Development	First	Hampton (2006)
Vince Fritz		Graduate Manager	Second	Missouri Southern (2018)
John Harris Jr.		Graduate Manager	First	Benedictine (2017)

## TEAM COMPARISON

Nebraska Cornhuskers 2019-20 Team Statistics (Record: 4-5)			Indiana Hoosiers 2019-20 Team Statistics (Record: 9-1)		
Category	Nebraska	OPP	Category	Indiana	OPP
SCORING	662	695	SCORING	806	647
Points per game	73.6	77.2	Points per game	80.6	64.7
Scoring margin	-3.7	-	Scoring margin	+15.9	
FIELD GOALS-ATT	238-550	270-631	FIELD GOALS-ATT	275-557	224-546
Field goal pct	.433	.428	Field goal pct	.494	.410
3 POINT FG-ATT	70-214	71-230	3 POINT FG-ATT	55-160	70-219
3-point FG pct	.327	.309	3-point FG pct	.344	.320
3-pt FG made per game	7.8	7.9	3-pt FG made per game	5.5	7.0
FREE THROWS-ATT	116-207	84-117	FREE THROWS-ATT	201-285	129-185
Free throw pct	.560	.718	Free throw pct	.705	.697
F-Throws made per game	12.9	9.3	F-Throws made per game	20.1	12.9
REBOUNDS	319	427	REBOUNDS	381	291
Rebounds per game	35.4	47.4	Rebounds per game	38.1	29.1
Rebounding margin	-12.0	-	Rebounding margin	+ 9.0	--
ASSISTS	118	121	ASSISTS	142	107
Assists per game	13.1	13.4	Assists per game	14.2	10.7
TURNOVERS	113	135	TURNOVERS	135	152
Turnovers per game	12.6	15.0	Turnovers per game	13.5	15.2
Turnover margin	+2.4	-	Turnover margin	+1.7	
Assist/turnover ratio	1.0	0.9	Assist/turnover ratio	1.1	0.7
STEALS	52	57	STEALS	66	73
Steals per game	5.8	6.3	Steals per game	6.6	7.3
BLOCKS	31	41	BLOCKS	48	33
Blocks per game	3.4	4.6	Blocks per game	4.8	3.3

## NUMBERS TO KNOW

**.526** - Thorir Thorbjarnarson is second in the Big Ten in 3-point percentage entering this week's action. He is 10-of-19 from long range this season after going a combined 6-of-28 behind the 3-point stripe in his first two years.

**4** - Double-digit scoring performances from Kevin Cross, which is the most by a Husker freshman since 2016-17 (5-Jeriah Horne and 4-Jordy Tshimanga).

**5.0** - Rebounds per game for freshman Ivan Ouedraogo, which is fourth among all Big Ten freshmen. His rebounds per game is on track to be the highest by a Husker freshman since Aleks Maric grabbed 6.3 rebounds per game in 2005-06.

**5.7** - Assists per game for sophomore Cam Mack, which is on pace to be the highest average since Charles Richardson Jr. averaged 5.8 assists per game in 2006-07.

**8** - Nebraska has had eight players score in double-figures during the first eight games of the season. Nebraska has four players averaging double figures.

**50** - Returning point total from last season, all by Thorir Thorbjarnarson. That is the lowest by any power conference team since the 2009-10 season.

## PROBABLE STARTERS



#3 Cam Mack | G | So. | 6-2 | 175 | Austin, Texas

**2019-20 Averages:** PPG: 12.3 | RPG: 4.2 | APG: 5.7

**Worth Noting:** Ranks fourth in the Big Ten in assists...Tallied 12 points and three assists at Creighton... Finished with 10 points, eight rebounds and six assists against Washington State...Scored a season-high 24 points vs. South Dakota State...Nearly recorded a triple double vs. Southern Utah with 13 points, 11 assists and seven boards...Rated the top point guard & No. 3 overall recruit by JUCORecruiting.com in 2019...Averaged 19.1 points, 7.6 assists, 5.9 rebounds and 2.4 steals per game at Salt Lake City CC...Fifth in NJCAA in assists in '18-19...Totaled five 30-point games, including a 40-point outburst against Casper College...Dished out 10 or more assists nine times, including a season-best 14 in one contest.

**Collegiate Career Bests:** Pts: 24 | Reb: 9 | Ast: 11 | Stl: 3

#11 Dachon Burke Jr. | G | Jr. | 6-4 | 180 | Orange, N.J.

**2019-20 Averages:** PPG: 12.0 | RPG: 3.9 | APG: 1.2 | SPG: 1.2

**Worth Noting:** Finished with nine points, seven board and two steals at Creighton...Scored a season-high 21 points on 8-of-11 shooting vs.USF...Had 12 of his 14 points in the first half and added five steals vs. George Mason...Had 17 points and seven boards vs. So. Dakota State...Sat out 2018-19 season after two years at Robert Morris...Was a second-team All-Northeast Conference pick in 2017-18, averaging 17.6 points, 5.8 rebounds and 2.1 steals per game...Ranked fourth in the NEC in scoring and led the lead in steals as a sophomore...Totaled 30 double-figure efforts in 2017-18...Played in 33 games as a freshman and averaged 7.6 ppg...Prepped at Coastal Academy, where he averaged 17.2 points, 6.0 assists and 4.0 rebounds per game.

**Collegiate Career Bests (including Robert Morris):** Pts: 29 | Reb: 14 | Ast: 6 | Stl: 6

#23 Jervay Green | G | Jr. | 6-3 | 210 | Denver, Colo.

**2019-20 Averages:** PPG: 10.3 | RPG: 4.9 | APG: 2.7 | SPG: 1.1

**Worth Noting:** Had 10 points and six boards at Creighton...Finished with 16 points and eight boards vs. Washington State...Led NU with 22 points and added six assists vs. Southern...Tallied 18 points, eight rebounds and three steals vs. Southern Utah...Rated the No. 2 combo guard & No. 8 overall recruit by JUCORecruiting.com in the class of 2019...Totaled 1,278 points in two seasons at WNCC... Second-team NJCAA All-American and Region IX Co-Player of the Year in 2018-19, averaging 23.6 points, 5.7 rebounds and 5.3 assists per game as Western Nebraska CC went 24-8...Ranked eighth nationally in scoring, as he had three 40-point games, highlighted by a 51-point outburst.

**Collegiate Career Bests:** Pts: 22 | Reb: 8 | Ast: 6 | Stl: 3 | Bl: 3

#22 Haanif Cheatham | G | Sr. | 6-5 | 194 | Fort Lauderdale, Fla.

**2019-20 Averages:** PPG: 12.6 | RPG: 5.2 | APG: 1.3

**Worth Noting:** Averaging 15.4 ppg on 61 percent shooting in his last seven games...Led NU with 14 points at Creighton...Recorded first career double-double with 14 pts. and 11 reb. at Georgia Tech...Had a career-high 26-point effort vs. USF...Totaled 19 points and seven caroms vs. WSU...Spent 2018-19 season at FGCU, averaging 13.2 points and 4.8 rebounds per game before shoulder surgery...Spent two-plus seasons at Marquette where he started 63 of 70 games...Was chosen as the team's best defender in 2015-16 and 2016-17...Averaged 11.8 ppg as a freshman to earn Big East All-Freshman team honors...Was a top-100 recruit at Pembroke Pines Charter High School, where he averaged 24.0 points, 5.0 rebounds and 3.0 assists per game.

**Collegiate Career Bests (including Marquette/FGCU):** Pts: 26 | Reb: 11 | Ast: 6 (3x) | Stl: 3 (4x)

#24 Yvan Ouedraogo | F | Fr. | 6-9 | 260 | Bordeaux, France

**2019-20 Averages:** PPG: 5.0 | RPG: 5.0

**Worth Noting:** Held to two points and three boards at Creighton...Grabbed seven boards in 23 minutes at Georgia Tech...Finished with six points and five boards in a season-high 24 minutes vs. USF...Scored a season-high 11 points vs. Southern...Grabbed 12 boards and had six points vs. South Dakota State...Top 150 recruit by 247Sports...Played for the French U-18 team at the European Championships, averaging 4.0 points and 3.6 rebounds despite being the second-youngest player on the roster...Attended the National Institute of Sport, Expertise and Performance (INSEP), the same program which produced Clint Capela, Boris Diaw and Tony Parker...Played for French U-16 team in 2018 European Champs., averaging 12.7 ppg

**Collegiate Career Bests:** Pts: 11 | Reb: 12 | Ast: 2 | Stl: 2 | Bl: 2

## NATIONAL POLLS

## AP TOP 25 (DEC. 9)

No	Team (1st)	Record	Points	Prev.
1	Louisville (55)	9-0	1,591	1
2	Kansas (4)	7-1	1,486	2
3	Ohio State (5)	9-0	1,464	6
4	Maryland	10-0	1,428	3
5	Michigan	8-1	1,286	4
6	Gonzaga	10-1	1,235	9
7	Duke	9-1	1,232	10
8	Kentucky	7-1	1,170	8
9	Virginia	8-1	1,060	5
10	Oregon	7-2	905	13
11	Baylor	7-1	872	18
12	Auburn	8-0	836	14
13	Memphis	8-1	756	15
14	Dayton	7-1	672	19
15	Arizona	9-1	654	12
16	Michigan State	6-3	637	11
17	North Carolina	6-3	615	7
18	Butler	9-0	529	24
19	Tennessee	7-1	455	21
20	Villanova	7-2	485	23
21	Florida State	8-2	253	17
22	Seton Hall	6-3	250	16
23	Xavier	9-1	216	NR
24	Colorado	7-1	210	20
25	San Diego State	10-0	197	NR

**Others receiving votes:** Utah State 160, Washington 144, Purdue 130, Indiana 13, Marquette 11, Liberty 9, Saint Mary's 8, Texas 6, Florida 5, Penn State 5, Georgia 4, West Virginia 3, Richmond 3, LSU 2, Duquesne 1, DePaul 1, Virginia Commonwealth 1.

## USA TODAY COACHES POLL (DEC. 9)

No	Team (1st)	Record	Points	Prev.
1	Louisville (28)	9-0	772	1
2	Ohio State (2)	9-0	717	6
3	Kansas	7-1	714	3
4	Maryland(1)	10-0	693	4
5	Duke	9-1	610	8
6	Gonzaga	10-1	589	9
7	Michigan	8-1	563	5
8	Virginia	8-1	533	2
9	Kentucky	7-1	523	10
10	Auburn	8-0	442	13
11	Baylor	7-1	438	16
12	Dayton	7-1	384	17
13	Oregon	7-2	374	14
14	Arizona	9-1	330	11
15	Michigan State	6-3	291	12
16	North Carolina	6-3	284	7
17	Memphis	8-1	263	20
18	Tennessee	7-1	263	18
19	Butler	9-0	250	24
20	Villanova	7-2	190	22
21	Florida State	8-2	189	19
22	Seton Hall	6-3	131	15
23	Colorado	7-1	100	21
24	San Diego State	10-0	82	NR
25	Washington	7-2	72	NR

**Others receiving votes:** Purdue 68, Xavier 66, Utah State 32, VCU 17, Texas 12, Oklahoma 11, Oklahoma State 10, Indiana 10, LSU 10, DePaul 9, Marquette 8, Wichita State 6, Saint Mary's 4, Stanford 4, Florida 4, Iowa State 2, Creighton 2, Arkansas 1, Texas Tech 1, Liberty 1

**BIG TEN STANDINGS/SCHEDULE (AS OF DEC. 10)**

Team	B1G	Pct.	Overall	Pct.
Ohio State	1-0	1.000	9-0	1.000
Michigan	1-0	1.000	8-1	.889
Michigan State	1-0	1.000	6-3	.667
Purdue	1-0	1.000	6-3	.667
Wisconsin	1-0	1.000	5-4	.556
Maryland	1-1	.500	10-1	.909
Penn State	1-1	.500	8-2	.800
Iowa	1-1	.500	7-3	.700
Nebraska	0-0	.000	4-5	.444
Indiana	0-1	.000	9-1	.900
Illinois	0-1	.000	6-3	.667
Rutgers	0-1	.000	6-3	.667
Northwestern	0-1	.000	4-4	.500
Minnesota	0-1	.000	4-5	.444

**SCHEDULE**

**Dec.**

6	*Michigan 103, Iowa 91		
7	*Ohio State 106, Penn State 74 Creighton 95, Nebraska 76 *Wisconsin 84, Indiana 64 *Maryland 59, Illinois 58		
8	*Purdue 58, Northwestern 44 *Michigan State 77, Rutgers 65		
9	*Iowa 72, Minnesota 52		
10	Indiana 57, UConn 54 *Penn State 76, Maryland 69		
11	*Wisconsin at Rutgers *Michigan at Illinois	6 p.m. 8 p.m.	BTN BTN
12	Iowa at Iowa State	7 p.m.	ESPN2
13	*Nebraska at Indiana	7 p.m.	BTN
14	Michigan State vs. Oakland Oregon at Michigan Alabama at Penn State Seton Hall at Rutgers Old Dominion at Illinois	11 a.m. 11 a.m. 1 p.m. 3 p.m. 5 p.m.	ESPN2 CBS BTN BTN BTN
15	*Purdue at Nebraska SIU-Edwardsville at Northwestern *Ohio State at Minnesota	3 p.m. 3 p.m. 5:30 p.m.	BTN ESPNU BTN
17	SE Missouri State at Ohio State Purdue at Ohio	6 p.m. 8 p.m.	BTN ESPN2
18	*Michigan State at Northwestern	7 p.m.	BTN
19	Maryland at Seton Hall	6 p.m.	FS1
20	Central Conn. State at Penn State	5 p.m.	BTN
21	Presbyterian at Michigan Indiana vs. Notre Dame Purdue vs. Butler Milwaukee at Wisconsin Ohio State vs. Kentucky Illinois vs. Missouri Minnesota vs. Oklahoma State North Dakota at Nebraska E. Michigan at Michigan State Northwestern at DePaul Cincinnati vs. Iowa	11 a.m. 11 a.m. 1:30 p.m. 4 p.m. 4:15 p.m. 4:30 p.m. 4:30 p.m. 5 p.m. 6 p.m. 7:30 p.m. 8 p.m.	BTN ESPN BTN BTN CBS ESPN2 ESPN2 BTN+ 7 p.m. CBS SportsNet BTN
22	Lafayette at Rutgers	11 a.m.	ESPNU

\*-Conference game

**SCOUTING INDIANA**

Archie Miller is in his third season at Indiana after guiding the Dayton program for six years, leading the Flyers to four straight NCAA Tournament appearances. Miller's first Indiana team went 16-15, and the Hoosiers improved to 19-16 and reached the NIT quarterfinals before falling to Wichita State.

The Hoosiers have been prolific offensively, ranking among the Big Ten leaders in scoring offense (80.3), field-goal percentage (.494) and 3-point percentage (.344) while getting to the foul line nearly 29 times per game. Indiana is also third in the Big Ten in rebounding margin, averaging 9.0 more carsoms per game than its opponents.

The Hoosiers won their first eight games by double figures at Assembly Hall, highlighted by a 16-point win over Florida State in the Big Ten/ACC Challenge, before falling at Wisconsin 84-64 on Saturday. The Hoosiers responded with a 57-54 win over UConn in New York on Tuesday, winning despite shooting 37 percent from the field.

Indiana comes into Friday's game with four players averaging double figures. Freshman Trayce Jackson-Davis leads the Hoosiers in scoring (14.1), field goal percentage (.627), rebounding (8.5 rpg) and blocked shots (1.9 bpg). Devonte Graham comes off the bench and averages 13.6 points per game and leads IU with 16 3-pointers, while Justin Smith (13.2 ppg) and Aliami Durham (12.7 ppg) also average double figures.

**LAST SEASON'S MATCHUP**

The Huskers started fast and finished strong, never trailing No. 25 Indiana in a 66-51 victory over the Hoosiers at Assembly Hall on Jan. 14, 2019. Nebraska scored the first nine points of the game and held Indiana without a basket over the final 5:38 en route to picking up their first road victory over a ranked opponent in more than two years.

Nebraska's seniors shined in the win. Glynn Watson Jr. paced the Huskers with 15 points - including 12 points on 5-of-7 shooting in the second half - while Isaac Copeland Jr. chipped in 14 points and eight rebounds. James Palmer Jr. filled up the stat sheet with 11 points, a career-high-tying nine rebounds and a season-high seven assists. Tanner Borhardt was big off the bench, scoring seven points and grabbing five rebounds. Together, the four seniors combined for 47 points and 27 rebounds, while sophomore Thomas Allen added 10 points for the Big Red and junior Isaiah Roby had nine points and four rebounds. Romeo Langford led Indiana with a game-high 18 points, but he was just 5-of-14 from the field. Juwan Morgan added 17 points, but no other Hoosier had more than five points.

**LAST TIME OUT**

Haanif Cheatham had a team-high 14 points to lead five Huskers in double figures, but Nebraska's start proved costly in a 95-76 loss at Creighton Saturday afternoon. Cheatham scored 12 of his 14 points in the second half as Nebraska shot 61 percent in the second half but was unable to overcome a blistering start by Creighton in the first 15 minutes.

Thorir Thorbjarnarson had a career-high 12 points on 4-of-5 shooting from 3-point range, while Cam Mack (12), Matej Kavas (11) and Jervay Green (10) all finished in double figures for Nebraska (4-5).

Marcus Zegarowski led four Creighton players in double figures with 30 points, nine rebounds and six assists, as the Bluejays (7-2) shot 53 percent on the day, including 13 3-pointers. Ty-Shon Alexander added 22 points in the victory. Damien Jefferson, who entered the game 1-of-15 from 3-point range on the season, drained a pair of 3-pointers in a 18-2 Creighton spurt to open the game that set the tone.

**DID YOU KNOW**

- Friday's matchup will mark the third time in nine seasons at Nebraska has opened Big Ten play against Indiana, as the Huskers hosted the Hoosiers in 2014-15 and traveled to Bloomington in 2016-17. It is also the first time since 2015-16 that the teams will meet twice during the regular season.

- Friday's game at Indiana is the sixth consecutive game away from Lincoln for the Huskers and wraps up a three-game road trip. The six straight games away from home is NU's longest stretch since the 1997-98 season. NU has a quick turnaround and hosts Purdue on Sunday afternoon at Pinnacle Bank Arena for its first home game since Nov. 22.

- No current Husker player nor Fred Hoiberg has faced Indiana. NU assistant Doc Sadler is 1-0 against the Hoosiers as a head coach, posting a 70-69 win over the No. 11 ranked Hoosiers during the 2011-12 season. In that game, the Huskers rallied from a 11-point deficit in the final 6:38 against a Hoosier team that featured eventual lottery picks Victor Oladipo and Cody Zeller.

- Nebraska's 54-point second half at Creighton was the Huskers' highest scoring half since scoring 55 in the first half against Mississippi Valley State in the 2018-19 opener.

- The Huskers were 4-0 when shooting over 40 percent from the floor until the loss at Creighton. In that game, NU shot 42 percent from the field, but just 24 percent in the first half.

- Through the first nine games, 75.9 percent of the Huskers' offense has come from players who were added in the

**NEBRASKA-INDIANA AT A GLANCE**

- All-time: Indiana leads, 12-7
- In Lincoln: Indiana leads, 5-4
  - At Pinnacle Bank Arena: Tied, 2-2
- In Bloomington: Indiana leads, 6-3
  - At Assembly Hall: Tied, 3-3
- In Indianapolis (Hoosier Classic): Indiana leads, 1-0
- In Big Ten Conference games: Nebraska leads, 6-4
- In Big Ten Tournament games: 0-0

**Husker-Hoosier Superlatives**

- Most consecutive wins (year ended): Nebraska 3 (2016-current); Indiana 7 (1937-1982)
- Most points scored: Nebraska, 87, at Bloomington, Ind., Dec. 28, 2016; Indiana 97, at Bloomington, Ind., Dec. 21, 1974
- Highest combined score: 170, Nebraska 87, Indiana, 83, at Bloomington, Ind., Dec. 28, 1974
- Biggest winning margin: Nebraska, 20, at Lincoln, Neb., Feb. 6, 1920; Indiana, 37, at Bloomington, Ind. Dec. 21, 1974

**Big Ten Era (2012-Present)**

Date	Site	Rankings	Result	Neb.	PSU
1-18-12	H	-/11	W	70	69
2-13-13	A	-/1	L	47	76
1-30-14	H	-/-	W	60	55
3-5-14	A	-/-	W	70	60
12-31-14	H	-/-	L	65	70
1-2-16	H	-/-	L	69	79
2-17-16	A	-/22	L	64	80
12-28-16	A	-/16	W	87	83
2-20-18	H	-/-	W	66	57
1-14-19	A	-/24	W	66	51

offseason, including five of Nebraska's top six scorers.

- One of the biggest points of emphasis for Hoiberg and his staff has been to shoot better from 3-point range, and that work has paid off over the past three weeks. Over the last six games dating back to Nov. 22, NU is shooting 38 percent from 3-point range and averaging 8.7 3-pointers per game after shooting just 23 percent in the first three games of the season.

#### Huskers' 3-Point Improvement

Category	First 3 Games	Last 6 Games
3 Pt. Pct.	.231	.382
3-Pointers/Gm	6.0	8.7
Att./Gm	26.0	22.7

- It is not surprising that Nebraska has relied on its 3-point shooting early on, as Hoiberg's Iowa State teams led the Big 12 in 3-pointers in four of his five seasons at the school. The Huskers are on pace to average 7.8 3-pointers per game, a total which would rank third in school history and be the most since the 2006-07 campaign.

#### Most 3-Pointers/Game in School History

No.	School	Games	3-Pointers/Game
1.	2001-02	28	9.54
2.	2006-07	31	7.87
-	<b>2019-20</b>	<b>9</b>	<b>7.78</b>
3.	2018-19	36	7.50

- Friday's game features two of the Big Ten's top teams in getting to the foul line. Indiana leads the Big Ten, averaging 28.5 attempts per game, while Nebraska is fourth at 23.0 free throws per contest.

- Nebraska has put at least four players in double figures in eight of the last nine games. The only time it didn't occur was against South Florida on Nov. 27, when the Huskers had a pair of 20-point scorers in Haanif Cheatham (26) and Dachon Burke Jr. (21). The Huskers put five players in double figures against Washington State on Nov. 25 and last Saturday against Creighton. The Huskers nearly had six double figure scorers in the loss to the Bluejays, as Dachon Burke finished with nine points.

- The Huskers have averaged 77 points per game since the opening night loss to UC Riverside, including 90+ points in consecutive games against South Dakota State (90) and Southern (93). That marked the first time that the Huskers have scored 90 or more points in consecutive games since the 1999-2000 season.

- After shooting 34 percent in their first two losses, the Huskers have shot much better as a team. Over the last seven games, the Huskers are shooting 46 percent from the floor, including three performances of 52 percent or better in that stretch.

- Nebraska enters Friday's game fourth in the Big Ten in turnover margin at +2.4 per game. The Huskers have forced an average of 15 turnovers per game to rank third in the Big Ten while averaging 12.5 turnovers per game. During his tenure at Iowa State, Hoiberg's teams ranked in the top three in the Big 12 in fewest turnovers per game in four of his five seasons at the school.

- Nebraska's 14 first-year players on the roster matches TCU for the most in the nation in research done by the Utah SID John Vu. Only four teams (TCU-14, Nebraska-14, East Carolina-13 and Utah-12) have at least 12 newcomers on their 2019-20 rosters. Nebraska returns a national-low 1.9 percent of its scoring from last season and the 50 returning points is the lowest by any power conference team since 2009 according to noted statistician Ken Pomeroy.

#### Fewest Returning PPG from 2018-19

No.	School	Returning PPG	Pct. of Scoring
1	Nebraska	2.0 PPG	1.9%
2.	Tulane	10.8 PPG	12.2%
3.	South Dakota St.	15.8 PPG	16.9%
4.	Virginia Tech	13.3 PPG	18.1%
5.	Washington	13.9 PPG	19.8%

Courtesy: Virginia Tech SID office

- Nebraska has already played two overtime games in the first month of the season. The school record for OT games is four, set most recently during the 2007-08 campaign.

- Cam Mack's 13-point, 11-assist performance vs. Southern Utah on Nov. 9 marked just the sixth time in the last 30 years that a Husker has had a points-assist double-double. Mack is third in the Big Ten with 6.0 assists per game and has three games with at least seven assists.

#### Husker Points/Assists Double-Doubles (Last 30 years)

No.	Pts.	Asst.	Opponent
<b>Cam Mack</b>	<b>13</b>	<b>11</b>	<b>vs. Southern Utah, 11/11/19</b>
Glynn Watson Jr.	10	10	vs. Cal State Fullerton, 12/20/18
Lance Jeter	10	10	vs. Kansas, 2/5/11
Lance Jeter	12	12	at Kansas State, 2/7/10
Sek Henry	11	11	at TCU, 11/21/09
Tom Wald	11	11	vs. Appalachian State, 12/31/94

- The Big Ten won both of its challenges for the first time, going 5-3 against the Big East in the Gavitt Tipoff games and posting an 8-6 mark to win the Big Ten/ACC Challenge. The Big Ten has won the last two Gavitt Tipoff Games, while the Big Ten's win over the ACC was the first by the conference since 2015.

## LEARFIELD/IMG COLLEGE HUSKER SPORTS NETWORK

#### Kent Pavelka

- Is in his 33rd season of calling Husker basketball
- Called NU basketball for two stretches from 1974-1996 before returning to play-by-play duties in 2006-07
- Called his 1,000th Husker basketball game in 2018-19
- Six-time Nebraska Sportcaster of the Year who was inducted into the Nebraska Broadcasters Hall of Fame in 2019

#### Jake Muhleisen

- Is in his second season as full-time color analyst after filling in part time for several seasons
- Four-year starter at Nebraska from 2002-05
- Three-year team captain during his career

#### Ben McLaughlin

- Co-hosts Sports Nightly and works on the HSN football and baseball broadcasts

#### 2019-20 Network Affiliates

City	Station	Location
Ainsworth	KBRB	1400 AM
Alliance	KCOW	1400 AM
Beatrice	KWBE	1450 AM
Broken Bow	KBBN	95.3 FM
Chadron	KCSR	610 AM
Columbus	KJSK	900 AM
Fairbury	KGMT	1310 AM
Falls City	KTNC	1230 AM
Fremont	KFMT	105.5 FM
Grand Island	KRGI	1430 AM
Hastings	KHAS	1230 AM
Holdrege	KUVR	1380 AM
Kearney	KGFW	1340 AM
Lexington	KRVN	880 AM
Lincoln	KLIN	1400 AM
McCook	KSWN	93.9 AM
Nebraska City	KNCY	1600 AM
Nebraska City	KBIE	103.1 FM
Norfolk	KNEN	94.7 FM
North Platte	KODY	1240 AM
North Platte	KXNP	106.1 FM
O'Neill	KRBX	102.9 FM
Omaha	KXSP	590 AM
Scottsbluff	KNEB	960 AM
Sidney	KSID	1340 AM
Superior	KRFS	1600 AM
Superior	KRFS	103.9 FM
Valentine	KVSH	940 AM

#### Nationwide

- Huskers.com and Huskers App
- TuneIn.com/Huskers and TuneIn App
- SiriusXM Satellite Radio

## QUICK FACTS

## University of Nebraska Information

Location	Lincoln, Neb.
Founded	1869
Enrollment	25,332
Nickname	Cornhuskers, Huskers
Colors	Scarlet & Cream
Affiliation	NCAA Division I
Conference	Big Ten Conference
Home Arena	Pinnacle Bank Arena
Capacity/Year Opened	15,000/2013
Chancellor	Ronnie Green
Faculty Rep.	Josephine Potuto, J.D.
Athletics Director	Bill Moos
Deputy A.D./Chief of Staff	John Johnson
Athletic Dept. Phone	(402) 472-4224
Assistant A.D./Ticketing	Holly Adam
Ticket Office Phone	(402) 472-3111 or 1-800-8BIGRED
Website	Huskers.com

## Basketball History

First year of basketball	1896-97
Regular-season conference titles (last)	7 (1950)
Postseason conference titles (last)	1 (1994)
All-time postseason appearances	26
All-time postseason record	24-25
NCAA Appearances (last)	7 (2014)
NIT Appearances (last)	19 (2019)

## Basketball Staff

Head Coach	Fred Hoiberg
Alma Mater (Year)	Iowa State (1995)
Record at Nebraska	4-5 (1st season)
Overall NCAA Coaching Record	119-61 (6th season)
Assistant Coaches	Matt Abdelmassih (1st season) Armon Gates (2nd season) Doc Sadler (1st season as asst./7th season overall)
Special Assistant to the Head Coach	Bobby Lutz (1st season)
Strength Coach	Tim Wilson
Graduate Managers	Vince Fritz and Jon Harris Jr.
Director of Operations	Luca Virgilio
Asst. Director of Operations	Sheryl Burbach
Video Coordinator	Matt Holt
Director of Player Development	Buzzy Caruthers
Assistant Athletic Trainer	R.J. Pietig
Equipment Manager	Pat Norris

## 2019-20 Team Information

2018-19 Record	19-17 (13-5 H, 2-10 A, 4-2 N)
Big Ten Record (Finish)	6-14 (13th)
Big Ten Championship	2-1, def. Rutgers, 68-61 def. Maryland, 69-61; lost to Wisconsin, 62-66
Postseason	NIT 1-1; def. Butler, 80-76; lost at TCU, 72-88
Starters Returning/Lost	0/5
Lettermen Returning/Lost	1/11
Scholarship Newcomers	11

## Communications Contact

Sr. Assoc. Director/MBB Contact	Shamus McKnight
Office Phone	(402) 472-777
Cell Phone	(402) 540-0268
E-Mail	smcknight@huskers.com
Press Row Phone	(402) 904-5925
Communications Mailing Address	One Memorial Stadium, P.O. Box 880123, 800 Stadium Drive, Lincoln, NE 68588-0123

## THE CHASE FOR 1,000

Despite having only 50 points returning from last season, a pair of Huskers are quickly closing in on 1,000 career points at the collegiate level.

Senior Haanif Cheatham enters the Indiana contest with 955 points during his career and is 45 away from the 1,000-point mark. Cheatham, who previously played at Marquette and Florida Gulf Coast, is averaging 12.6 points per game and is setting career bests in field goal percentage (.572) and rebounding (5.2 per game). Dachon Burke comes into Big Ten play with 921 career points, counting his two seasons at Robert Morris, and needs 79 points to reach that plateau. Burke, who played two seasons at Robert Morris, is averaging 12.0 points per game for the Huskers in his first season of action at NU.

They will join Matej Kavas, who went over 1,000 career points on Nov. 22. Kavas now has 1,033 career points between his time at Seattle and Nebraska.

## SETTING A FAST PACE

Not only are the Huskers adjusting to a whole new roster, but playing at a significantly faster pace than in previous years. The Huskers are 16th nationally in offensive tempo, as their average possession is 15.1 seconds.

- In his five seasons as a college coach, Hoiberg's teams have ranked in the top 20 in offensive tempo four times, including top-10 rankings in both 2014 and 2015.

- Hoiberg's first Iowa State team in 2010-11 jumped from 67th to 20th nationally in offensive pace and ranked in the top 40 nationally in adjusted tempo in four of his five seasons in Ames, including top-15 nationally in his last two campaigns.

- In the KenPom era (1997-present), only one Husker team has ranked among the top 100 nationally in adjusted tempo - the 1999-2000 Huskers under Danny Nee. The Huskers' quickest offensive tempo in the last decade was in 2017-18 when the Huskers were 140th in offensive tempo.

## JUCO STANDOUTS MACK AND GREEN STEP INTO LINEUP

Two of the cornerstones of the Huskers' recruiting class were junior college transfers Cam Mack and Jervay Green. Mack (third) and Green (eighth) were both ranked in the top 10 nationally by JUCORECRUITING.COM in the 2019 recruiting class and have played a crucial role for the Huskers early in 2019-20.

Mack, who was listed as the top JC point guard recruit in the country, enters the Indiana game averaging 12.3 points per game while leading the Huskers in assists (5.7), steals (1.4) and assist-to-turnover ratio (2.1-to-1). He is also second in rebounding at 4.2 caroms per game.

- Mack enters the Indiana game as one of two players who ranks in the top 10 of the Big Ten in both assists (fourth) and steals (eighth), along with Maryland's Anthony Cowan.

- His 5.7 assists per game is on pace to rank fourth in school history, trailing only Brian Carr, who averaged 7.9 assists per game in 1984-85 and 6.7 assists per game in 1985-86 and Charles Richardson Jr., who averaged 5.8 assists per game in 2006-07.

- He's reached double figures seven times, including a season-high 24-point performance against South Dakota State on Nov. 15.

- Mack made a run at the first triple-double in school history against Southern on Nov. 9, finishing with 13 points, 11 assists and seven rebounds. His 11 assists against the Thunderbirds were the most by a Husker since the 2009-10 campaign.

- Last season at Salt Lake CC, Mack averaged 19.1 points, 7.6 assists and 5.9 rebounds per game, ranking fifth nationally in assists per game. He totaled nine double-doubles and three triple doubles as a freshman and dished out 10-or-more assists nine times.

Green was rated as the No. 2 combo guard nationally after a stint at Western Nebraska CC, has been a jack-of-all-trades for the Big Red, averaging 10.3 points along with 4.9 rebounds and 2.7 assists per game. He ranks on the top three on the squad in rebounding, assists, steals (1.1 spg), blocks (0.6 bpg) and 3-pointers (15).

- He has been in double figure five times, including 10 points and six rebounds in Saturday's loss at Creighton.

- He nearly posted a double-double against Washington State with 16 points and eight rebounds in 27 minutes.

- Green turned in his best performance of the year against Southern on Nov. 22, scoring 22 points and dishing out six assists in the win overtime win. His two 3-pointers helped key a 10-0 spurt in overtime to seal the win.

- He nearly had a double-double against Southern Utah with 18 points and a team-high eight rebounds, as he sent the game into overtime with a 3-pointer at the buzzer.

- Green garnered NJCAA All-America honors at WNCC in 2019, averaging 23.6 points, 5.7 rebounds and 5.3 assists per game. He was eighth nationally in scoring and had six 30-point games, including a school-record 51-point outburst.

## CHEATHAM MAKES IMPACT ON BOTH ENDS

Fifth-year senior Haanif Cheatham has been one of the leaders for a young Husker team. The guard from Fort Lauderdale, Fla., is NU's most experienced player, as he played in 80 games between Marquette and Florida Gulf Coast before coming to Nebraska for his final year.

Cheatham, who is NU's leading scorer, has the ability to guard multiple spots on the defensive end. Cheatham, who had not played since last December following shoulder surgery that ended his 2018-19 season after 10 games, has playing some of the best basketball of his career in the last two weeks, averaging 17.2 points and 5.5 rebounds per game over the Huskers' last five games.

- He led Nebraska with 14 points and five rebounds at Creighton for his fifth straight double-figure performance

- Cheatham posted his first career double-double with 14 points and a career-high 11 rebounds at Georgia Tech on Dec. 4.

- He was in double figures all three games of the Cayman Islands Classic, averaging 19.0 ppg including a career-best 26-point effort against South Florida to garner all-tournament honors.

A former top-100 recruit out of high school, he was named Marquette's top defensive performer in each of his two full seasons at Marquette.

## CHEATHAM TRACKER

Category	1st 4 Games	Since
PPG	6.8	17.2
RPG	5.0	5.4
FG Pct.	.500	.604
3-Pt. Pct.	.000	.455
FT Pct.	.385	.708

## BURKE SHOWS SCORING TOUCH

The other returnee from the 2018-19 season, Dachon Burke Jr. waited in the wings after transferring from Robert Morris. A 6-foot-4 guard, Burke has quickly shown the skills to flourish in Fred Hoiberg's attack, averaging 12.0 points and 3.9 rebounds per game. Burke has reached double figures five times, including a 17-point, seven-rebound effort against South Dakota State on Nov. 15 and a 21-point performance against South Florida on Nov. 27. Burke had nine points and had season bests in rebounds (seven) and assists (two) against Creighton.

Two years ago, Burke was one of the best players in the Northeast Conference, averaging 17.6 points per game while adding 5.8 rebounds and a conference-best 2.1 steals per contest.

## QUEDRAOGO ADDS NAME TO SHORT LIST OF TRUE FROSH

Freshman Yvan Ouedraogo became the first true freshman to start a season opener at Nebraska since 2013 when he started against UC Riverside on Nov. 5.

- Ouedraogo, who became the first true freshman to start in the frontcourt since 2009, had nine points, three rebounds and a pair of steals and a blocked shot in 21 minutes of action.

- He is just the 11th true freshman and 13th freshman overall to start a season opener in the last 25 years at Nebraska, joining a group which includes 1,000-point scorers Tai Webster, Ryan Anderson, Cookie Belcher and Tyronn Lue.

- Ouedraogo has started all nine games for the Huskers, averaging 5.0 points and 5.0 rebounds per game in just under 19 minutes per game.

- He could become just the third freshman to lead NU in rebounding in a season, joining Aleks Maric (2005-06) and John Turek (2001-02).

- Ouedraogo has grabbed five or more rebounds in three of his last four games, including seven at Georgia Tech on Dec. 7.

- He enjoyed his offensive effort of the season with 11 points, including six in overtime, and four rebounds against Southern on Nov. 22. He snared a team-high 12 rebounds against South Dakota State on Nov. 15.

Ouedraogo, who doesn't turn 18 until after the 2020 Big Ten Tournament, played for the French U-18 squad at the 2019 European Championships in July, averaging 4.0 points, 3.6 rebounds per game as France went 6-1 and finished fifth in the competition.

## KAVAS IS ONE OF NATION'S TOP SHOOTERS

Senior transfer Matej Kavas comes to Nebraska with a reputation as one of the nation's top 3-point shooters. The 6-foot-8 guard is a career 44 percent shooter from 3-point range, and shot 40 percent or better in all three of his seasons at Seattle. Kavas' .438 career percentage ranks 11th among active Division I players. As a sophomore at Seattle, Kavas led the WAC in both 3-point percentage (.464) and 3-pointers per game (2.8).

- To put Kavas' shooting in perspective, Nebraska's career mark for career 3-point percentage is .432 by Brian Conklin (2001-04) and only five players in school history have shot 40 percent in their Husker career with a minimum of 100 3-pointers.

- Kavas' 186 career 3-pointers would rank third on NU's career list while his 91 3-pointers as a sophomore would top NU's single-season mark (Cary Cochran, 89, 2001-02).

- He broke out of a slump by going 3-of-7 from 3-point range, as part of a season-high 11 point effort against Creighton.

## CROSS LIFTS BENCH PRODUCTION

Freshman Kevin Cross has been an early contributor for the Huskers. The 6-foot-8 freshman from Little Rock, Ark., has been the first Husker off the bench in all nine games and ranks fifth on the team in scoring at 7.6 points per game while chipping in 3.4 rebounds per game.

- Cross has been in double figures four times off the bench, including a season-high 19 points against Southern Utah. He became the first freshman in 73 games to pace the Huskers in scoring, while his 19-point effort was the highest by a Husker rookie since Shavon Shields in 2013.

- He played a complete game in the win over Washington State, scoring 14 points, grabbing a season-high eight rebounds and blocking two shots in 27 minutes

- Cross played a big role in NU's comeback against Southern, scoring all eight of his points in the second half as the Huskers overcame an eight-point deficit.

- He was efficient against South Dakota State, finishing with 10 points on 4-of-5 shooting and two blocked shots.

## WHAT'S BACK FOR THE HUSKERS

Nebraska returns one letterwinner and one other player from last year's team that went 19-17 and reached the second round of the NIT. Junior guard Thorir Thorbjarnarson was the only player who has seen regular-season action for the Huskers entering the 2019-20 campaign. He averaged 2.0 points and 2.1 rebounds per game last year.

- According to research by noted basketball statistician Ken Pomeroy, the 50 returning points on Nebraska's 2019-20 roster is the lowest total for a power conference team since 2009, when Indiana returned just 28 points from the previous season.

## FRESHMEN STARTERS IN OPENER

Freshman	Pos.	Year
Yvan Ouedraogo	F	2019-20
Tai Webster	G	2013-14
Benny Parker	G	2012-13
Jorge Brian Diaz*	C	2009-10
Brandon Ubel	F	2009-10
Cookie Miller	G	2007-08
Sek Henry	G	2006-07
Ryan Anderson	G	2006-07
Marcus Walker	G	2005-06
Jake Muhleisen	G	2001-02
Brian Conklin*	F	2000-01
Cookie Belcher	G	1996-97
Tyronn Lue	G	1995-96

\*-redshirt freshman

## TOP-10 PINNACLE BANK ARENA CROWDS

No.	Attend.	Opponent	Date
1.	15,998	Wisconsin	March 9, 2014
2.	15,991	Penn State	Feb. 25, 2018
3.	15,987	Tennessee-Martin	Nov. 28, 2014
4.	15,978	Northwestern	March 1, 2014
5.	15,952	Iowa	Jan. 27, 2018
6.	15,950	Creighton	Dec. 8, 2018
7.	15,949	Arkansas State	Dec. 14, 2013
8.	15,946	South Dakota State	Nov. 15, 2019
9.	15,945	Minnesota	Jan. 26, 2014
10.	15,933	Iowa	Feb. 22, 2015

## RECORD AT PINNACLE BANK ARENA

Season	Wins	Losses	Pct.
2013-14	15	1	.938
2014-15	10	6	.625
2015-16	10	8	.556
2016-17	8	8	.500
2017-18	16	1	.941
2018-19	13	5	.722
2019-20	2	2	.500
<b>Totals</b>	<b>74</b>	<b>31</b>	<b>.705</b>

## ROBY EARNS SECOND-ROUND SELECTION

Isaiah Roby ended Nebraska's NBA Draft drought, as he was selected in the second round by the Detroit Pistons (No. 45 overall) before his rights were traded to Dallas. It was the highest a Husker basketball player had been picked since Tyronn Lue went with the No. 23 pick in the 1998 NBA Draft.

## HUSKERS IN THE PROS

### NBA or NBA G League

Player (Years at NU)	Current Team	League
Isaiah Roby (2017-19)	Dallas Mavericks	NBA/G League
Andrew White III (2015-16)	Westchester Knicks	G League
Evan Taylor (2017-18)	Agua Caliente Clippers	G League
James Palmer Jr. (2018-19)	Agua Caliente Clippers	G League
Isaac Copeland Jr. (2018-19)	Texas Legends	G League

### Overseas

Player (Years at NU)	Current Team	Country
Jason Dourisseau (2003-06)	Donar Groningen	Holland
Kris Douse (2007)	BC Mess	Luxembourg
Sek Henry (2007-10)	New Zealand Breakers	Australia
Ryan Anderson (2007-10)	Niagara River Lions	Canada
Christian Stanhardinger (2010-11)	San Migueul	Phillippines
Toney McCray (2009-12)	Club Doha	Qatar
Caleb Walker (2011-12)	Fos Provence	France
Jorge Brian Diaz (2010-12)	Quebradillas	Puerto Rico
Bo Spencer (2012)	Abejas	Mexico
Ray Gallegos (2010-14)	Laguneros	Mexico
Terran Petteway (2014-15)	Pistoria	Italy
Tarin Smith (2015)	Orzi Basket	Italy
Shavon Shields (2013-16)	Baskonia	Spain
Tai Webster (2014-17)	Galatasaray	Turkey
Jack McVeigh (2016-18)	Adelaide	Australia
Duby Okeke (2018)	Hestia Menorca	Spain
Anton Gill (2017-18)	Raales	Dominican Republic
Glynn Watson Jr. (2016-19)	Lavrio	Greece

**Big Ten Team Rankings (Dec. 10)**

Category	Overall (Rk.)	B1G (Rk.)
Scoring Offense	73.6 (9)	-
Scoring Defense	77.2 (14)	-
Scoring Margin	-3.7 (14)	-
Free Throw Pct.	.560 (14)	-
Field Goal Pct.	.433 (10)	-
Field Goal Pct. Def.	.428 (13)	-
3-Point Pct.	.327 (8)	-
3-Point Pct. Def	.309 (5)	-
Rebounding Margin	-12.0 (14)	-
Blocked Shots	3.4 (11)	-
Assists	13.1 (12)	-
Steals	5.8 (8)	-
Turnover Margin	+2.4 (4)	-
3-Pointers/Gm	7.8 (6)	-

**Big Ten Individual Leaders (Dec. 10)**

Category	Name	Overall (Rk.)	B1G (Rk.)
Scoring	Cheatham	12.6 (23)	
	Mack	12.3 (24)	
	Burke	12.0 (28)	
FG Pct.	Cheatham	.573 (11)	
	Mack	5.7 (4)	
3-Pt. Pct.	Thorbjarnarson	.526 (2)	
Steals	Mack	1.4 (8)	
	Burke	1.2 (14)	
Asst./To Ratio	Mack	2.1 (9)	
Minutes	Mack	33.6 (2)	
	Cheatham	32.7 (5)	
	Green	31.6 (10)	

**HUSKERS TO PARTICIPATE IN 2020 MYRTLE BEACH INVITATIONAL**

A potential old conference matchup could be on the horizon, as ESPN announced the field for the 2020 Myrtle Beach Invitational on Nov. 21.

The third-annual event is held in the HTC Center on the campus of Coastal Carolina and takes place Nov. 19, 20 and 22, 2020. The eight-team field for the event includes Charlotte (Conference USA), Dayton (Atlantic 10), Loyola (Missouri Valley), Missouri (Southeastern), Penn (Ivy), Pittsburgh (Atlantic Coast) and Utah State (Mountain West).

In all, four of the eight teams reached postseason play last season, including Utah State, Dayton and Loyola (Chicago) along with the Huskers.

The Huskers and Missouri have a long history that dates back to 1908. The teams have squared off 219 times over the years, but have not met since the Huskers joined the Big Ten in 2011. NU topped Dayton in the 2016 Wooden Legacy, while a potential matchup with Penn could be the first since the Quakers upset the Huskers in the 1994 NCAA Tournament.

NU has played Pitt just four times, but not since 2000, while the Huskers and Utah State have not played since 1978. Charlotte is the only team in the field the Huskers have not played.

• Since 2000, it is only the fourth time where the Huskers have returned less than 40 percent of the team's scoring output from the previous year (also 2012-13, 2009-10 and 2001-02). In that stretch, the lowest was 24 percent in 2012-13.

• The seven returning starts for the Huskers are the lowest in at least 20 years. The previous low in that stretch was 41 entering 2001-02.

**What's Returning (Last Five Seasons)**

Category	2019-20	2018-19	2017-18	2016-17	2015-16
Pct. of scoring	1.9	73.4	50.0	45.8	40.0
Pct. of rebounding	4.2	61.4	44.9	51.9	33.3
Pct. of assists	6.2	71.5	48.9	52.6	51.1
Pct. of blocked shots	3.3	67.2	47.4	64.3	15.6
Pct. of steals	5.4	68.0	61.1	51.6	52.6
Pct. of minutes	4.2	74.5	55.4	52.4	42.4

**TRANSFERS BRING MUCH-NEEDED EXPERIENCE**

While Nebraska has only one player who has previously played at Nebraska (Thorir Thorbjarnarson), a good portion of the roster has Division I experience. The Huskers feature six transfers who have combined for more than 3,000 points at the Division I level. Dachon Burke Jr. is the only returnee in the group after he began his collegiate career at Robert Morris before sitting out the 2018-19 season at Nebraska.

**Experienced Additions (Entering 2019-20)**

Player	School	Points	Rebounds	Assists
Dalano Banton ^	Western Kentucky	105	92	65
Dachon Burke Jr.	Robert Morris	813	312	104
Haanif Cheatham	Marquette/FGCU	842	296	170
Matej Kavaz	Seattle	980	358	72
Shamiel Stevenson ^	Pittsburgh/Nevada	288	148	36
Derrick Walker^	Tennessee	92	107	16
<b>Totals</b>		<b>3,120</b>	<b>1,313</b>	<b>463</b>

^ - Will not be eligible until 2020-21

**RETOOLING A ROSTER IN SIX WEEKS**

Fred Hoiberg and his staff retooled the Nebraska roster following his introduction in early April. The Huskers signed a recruiting class that was in the top 50 nationally in just six weeks. The 14-member class includes 11 scholarship players and three walk-ons and is a mixture of grad transfers, transfers, JUCOs and freshmen.

**2019 Recruiting Class Highlights**

- Ranked No. 41 nationally by 247Sports, the program's second-highest class ranking since joining the Big Ten.
- Featured two of the top-10 recruits nationally by JUCORecruiting.com, the highest two JC signees NU has signed this decade.
- Included five Division I transfers who have combined for more than 2,300 points, 1,000 rebounds and 350 assists at their previous schools.
- Had two Division I transfers (Dalano Banton and Haanif Cheatham) who were top-100 recruits in high school and two freshmen who were both top-150 recruits in 2019 by 247Sports (Kevin Cross and Ivan Ouedraogo).
- Contained two high school state players of the year (Akol Arop and Samai Curtis) and two others who were first-team all-state in 2019 (Cross and Charlie Easley).
- Included players from seven states (Arkansas, Colorado, Florida, Missouri, Nebraska, Ohio and Texas) and three countries (Canada, France and Slovenia).

**FROM COLLEGE TO THE NBA AND BACK AGAIN**

Nebraska's Fred Hoiberg is in an exclusive club, as he is one of just 10 current Division I coaches to coach in Division I and in the NBA. He spent three-plus seasons with the Chicago Bulls, guiding the Bulls to the NBA Playoffs in 2016. Hoiberg's 270 regular-season NBA games are the most of the 10 former NBA coaches in the collegiate ranks. Hoiberg also brings five years of NBA front office experience, as he worked with the Minnesota Timberwolves from 2005 to 2010.

Coach, School	NBA Head Coach, Years
Fred Hoiberg, Nebraska	Chicago, 2015-18
Larry Krystkowiak, Utah	Milwaukee, 2007-08
Terry Porter, Portland	Milwaukee, 2003-05; Phoenix 2008-09
Lon Kruger, Oklahoma	Atlanta, 2000-03
Eric Musselman, Arkansas	Golden State, 2002-04; Sacramento, 2006-07
Mike Dunlap, Loyola Marymount	Charlotte, 2012-13
Darrell Walker, Ark. Little Rock	Toronto, 1996-98; Washington, 1999-2000
John Calipari, Kentucky	New Jersey, 1996-99
Leonard Hamilton, Miami	Washington, 2000-01
Lindsey Hunter, Miss. Valley State	Phoenix, 2013

**HUSKER FAMILY TIES RUN DEEP FOR HOIBERG**

While Fred Hoiberg grew up in Ames and played his high school (Ames High School) and college basketball (Iowa State) there, he was born in Lincoln and has numerous ties to the city and to the University of Nebraska.

• Fred's father (Eric) and mother (Karen) both earned their undergraduate degrees from Nebraska in 1966. In fact, Eric earned his undergraduate degree, Master's degree, and Ph.D. in sociology from the university. His 1973 dissertation was "Socio-economic status, residential location, and intrametropolitan mobility: a longitudinal analysis".



- His maternal grandfather was former Husker basketball coach Jerry Bush. Known as the “Big Bear of the Coliseum,” Bush guided NU from 1955 to 1963, and directed two of the greatest upsets ever – a 43-41 victory over top-ranked Kansas and Wilt Chamberlain, and a 55-48 victory over No. 4 Kansas State and Olympian Bob Boozer during the 1957-58 campaign.

- His paternal grandfather (Otto) received his Master’s Degree and Ph.D from Nebraska. He joined the faculty of the University of Nebraska in 1948, where he taught sociology and served as director of the community development program in the University of Nebraska Extension Division.

## YOU CAN GO HOME AGAIN: PART 2

Assistant Coach Doc Sadler brings a unique perspective to the Husker basketball staff, as he returns to Lincoln after serving as the head coach at Southern Miss for the last five seasons. Sadler helped Southern Miss improve its win total in each of the last four seasons, including a 20-13 mark and Conference USA semifinal appearance in 2018-19. Sadler returns to a program that he served as head coach for six seasons, guiding the Huskers to 101 wins and three postseason appearances in his six-year tenure.

It is rare for a coach to return to a program as an assistant coach, as the only other known example is Marty Wilson, who was the interim head coach at Pepperdine in 1996 before returning to the school as an assistant coach in 2008.

## FAMILIAR FACES FOR HOIBERG ON HUSKER STAFF

One strength of the Husker coaching staff is a familiarity with each other, as three staff members had worked with Hoiberg as assistant coaches during his previous stint at Iowa State from 2010 to 2015. Matt Abdelmassih also worked under Hoiberg in the front office with the Minnesota Timberwolves, while Bobby Lutz was an assistant coach with the Windy City Bulls in the G League while Hoiberg coached the Chicago Bulls.

### Previous Experience with Fred Hoiberg

Staff Member	Coaching Experience with Hoiberg
Matt Abdelmassih, Assistant Coach	Iowa State (2010-15)
Doc Sadler, Assistant Coach	Iowa State (2013-14)
Bobby Lutz, Special Assistant to the Head Coach	Iowa State (2010-11)

## PINNACLE BANK ARENA SOLD OUT FOR 2019-20 SEASON

Since moving into Pinnacle Bank Arena in 2013, the Huskers have ranked in the top 15 in attendance nationally in each of the past six seasons. The streak will likely continue into 2019-20, as all available season tickets were sold out in August.

- Last season, Nebraska averaged 15,341 fans per home game to rank 10th nationally in attendance, matching the highest rank in school history.
- Nebraska is one of nine schools in the country to average 15,000+ fans per contest in each of the last six seasons, joining Kentucky, Syracuse, Louisville, North Carolina, Wisconsin, Indiana, Kansas and Creighton.
- The Big Ten Conference has led NCAA Basketball in attendance for 43 straight years, dating back to the 1976-77 season. Last season, Big Ten schools drew more than a combined three million fans for the fifth straight year.

### Filling Up Pinnacle Bank Arena

Season	Average	NCAA Rank
2013-14 (1st year of PBA)	15,419	13th
2014-15	15,569	10th
2015-16	15,430	11th
2016-17	15,427	11th
2017-18	15,494	11th
2018-19	15,341	10th
2019-20	15,863	9th

## TWO HUSKERS REPRESENT THEIR COUNTRIES

Thorir Thorbjarnarson and Yvan Ouedraogo spent part of the summer representing their home nations. Thorbjarnarson played in three games for Iceland’s Senior National Team during the Games of the Small States of Europe, averaging 10 points per game. Ouedraogo played for France’s U-18 team at the FIBA European Championships, as the team went 6-1 and earned a fifth-place finish. He averaged 4.0 points, 3.6 rebounds and 0.8 steals per game as the second-youngest member of the team.

In addition, former Huskers Tai Webster (New Zealand) and Jorge Brian Diaz (Puerto Rico) represented their nations in the 2019 FIBA World Cup. Diaz started all five games in helping Puerto Rico reach the second round, while Webster averaged 13.4 points and 4.8 assists as New Zealand’s starting point guard.

## HUSKERS POST PERFECT ITALIAN TRIP

The Huskers got a head start on the 2019-20 season by traveling to Italy for 10 days last August. NU visited Rome, Florence and Como during the trip while also going 4-0 against teams from Italy and Lithuania.

### 2019 Italian Summer Tour Results

Date	Opponent	Result	NU Scoring Leader
Aug. 5	Stella Azzurra Academy	W, 87-56	Green, 15
Aug. 7	Silute BC (Lithuania)	W, 83-58	Burke, Cheatham, 20
Aug. 8	Silute BC (Lithuania)	W, 73-70	Curtis, 13
Aug. 12	Italian Select	W, 84-62	Easley, 15

## STEVENSON DENIED NCAA WAIVER

Nebraska Athletics announced Nov. 26 that men’s basketball player Shamiel Stevenson was denied a waiver and will not be eligible to compete until the start of the 2020-21 season.

Stevenson, a junior guard/forward from Toronto, Canada, will have two full years of eligibility remaining. He joins fellow transfers Dalano Banton and Derrick Walker as being eligible for the start of the 2020-21 season.

Stevenson transferred to Nebraska in May of 2019 from Nevada after Head Coach Eric Musselman took the Arkansas head coaching position. Stevenson began his career at Pittsburgh, where he played as a freshman, as well as four games as a sophomore before transferring at the end of the 2018 fall semester. Stevenson averaged 8.0 points and 4.1 rebounds per game in 36 games at Pittsburgh, and did not play at Nevada.

## CURTIS TO TRANSFER AFTER FALL SEMESTER

Nebraska freshman guard Samari Curtis has decided to transfer from the men’s basketball program, head coach Fred Hoiberg announced on Dec. 7.

Curtis, a 6-foot-4, 190-pound guard from Xenia, Ohio, appeared in NU’s first eight games this year, averaging 1.8 points and 0.9 rebounds per game.

## HOLIDAY BREAK TICKETS ON SALE NOW

The Nebraska Athletic Ticket Office announce that a number of 100 Level tickets for Nebraska’s four holiday break games are now on sale.

The four holiday break games include non-conference matchups with North Dakota (Dec. 21) and Texas A&M-Corpus-Christi (Dec. 29), as well as Big Ten games against Rutgers (Jan. 3) and Iowa (Jan. 7).

The majority of the tickets available for these four games are in the 100 Level and are available for purchase for \$20 (non-conference) and \$25 (Big Ten) apiece. These tickets became available following the UNL student purchase period and are located in sections 105-108 and 112.

Tickets can be purchased by visiting Huskers.com/Tickets or by calling (800) 8-BIGRED during business hours (Mon.-Fri., 8 a.m.-5 p.m.).

In addition, a limited number of returned tickets for Nebraska’s remaining Big Ten games will also go on sale tomorrow as well. Those games include the conference clashes against Indiana, Michigan, Penn State, Wisconsin, Michigan State, Ohio State and Northwestern. Tickets range from \$10 (300 Level) to \$25 (100 Level).

## NEBRASKA HEAD COACH FRED HOIBERG

### AT NEBRASKA (2019-PRESENT)

• Hired as Nebraska's 28th men's basketball coach on March 30, 2019, a position his grandfather (Jerry Bush) held for nine seasons from 1954 to 1963.

### CHICAGO BULLS (2015-18)

- Coached the Chicago Bulls for three-plus seasons, posting a 115-155 record.
- Became just the fifth coach in franchise history to post a winning record in his debut season.
- Took the Bulls to the 2017 NBA Playoffs where they won the first two games against the top-seeded Boston Celtics, as the Bulls were the first No. 8 seed to take a 2-0 lead against a No. 1 seed since 1993
- Was the fifth coach in NBA history to have each of his first two career playoff victories come on the road.

### IOWA STATE (2010-15)

- Served as head coach at his alma mater for five seasons, posting a 115-56 record, which is the top winning percentage in school history (.673).
- Led the Cyclones to four straight NCAA Tournament appearances - a program record - while his 115 wins were the most in a five-year stretch in school history.
- Guided Iowa State to back-to-back Big 12 Tournament titles in 2014 and 2015.
- Produced four All-Americans, 12 All-Big 12 honorees and 10 players who played in the NBA.
- Named Big 12 Coach of the Year in 2012, as the Cyclones went from three conference wins to 12 in one season.
- Won 28 games and reached the NCAA Sweet 16 in 2014.
- Led the Big 12 in scoring offense in two of his last four seasons and topped the conference in 3-pointers four times in five years.

### MINNESOTA TIMBERWOLVES (2005-10)

- Served as Vice President of Basketball Operations in 2009-10, overseeing the day-to-day operations of basketball programs including college and pro scouting, salary cap management and NBA Draft preparations.
- Was the Assistant General Manager for three seasons, helping the Timberwolves orchestrate a draft-day trade for five-time all-star Kevin Love in 2008.

### AS AN NBA PLAYER (1995-2005)

- Spent 10 years in the NBA with the Indiana Pacers (four seasons), Chicago Bulls (four seasons) and Minnesota Timberwolves (two seasons) after being selected in the second round of the 1995 NBA Draft.
- Was a member of three NBA Playoff Teams, including a Timberwolves team that reached the 2004 Western Conference Finals.
- Shot 40 percent from 3-point range during his career and led the NBA in 3-point shooting in his final season (48.3, 2004-05).
- Ended his NBA career abruptly at the age of 33 after undergoing open-heart surgery to repair an aneurysm in his aortic root.

### IOWA STATE PLAYING CAREER (1991-95)

- Started all four seasons at Iowa State, averaging 15.8 points, 6.9 rebounds, 2.8 assists and 1.6 steals per game in his collegiate career.
- His No. 32 was retired by Iowa State in 1997 and Hoiberg is a member of the ISU Hall of Fame.
- Garnered third-team All-America honors as a senior in 1994-95, averaging 19.9 points per game to help the Cyclones win a then-school-record 23 games and was named Big Eight Co-Male Athlete of the Year in 1995.
- Two-time Academic All-American who was inducted into the CoSIDA Academic Hall of Fame in 2016.



### FRED HOIBERG'S COLLEGIATE COACHING RECORD

Year	School	Overall Record	Pct.	Conf. Record	Pct	Conf. Finish	Postseason
2010-11	Iowa State	16-16	.500	3-13	.188	12th	None
2011-12	Iowa State	23-11	.676	12-6	.677	T-3rd	NCAA Third Round
2012-13	Iowa State	23-12	.657	11-7	.611	T-4th	NCAA Third Round
2013-14	Iowa State	28-8	.778	11-7	.611	T-3rd	NCAA Sweet 16
2014-15	Iowa State	25-9	.735	12-6	.677	T-2nd	NCAA Second Round
2019-20	Nebraska	4-5	.444	0-0	.000		
<b>Totals</b>		<b>119-61</b>	<b>.661</b>	<b>49-39</b>	<b>.557</b>	-	

## 2019-20 TELEVISION/RADIO ROSTER




**0 | AKOL AROP**  
Fr. | F | 6-6 | 190



**1 | KEVIN CROSS**  
Fr. | F | 6-8 | 240



**3 | CAM MACK**  
So. | G | 6-2 | 175



**4 | SHAMIEL STEVENSON**  
Jr. | G/F | 6-6 | 245



**11 | DACHON BURKE JR.**  
Jr. | G | 6-4 | 180



**13 | DERRICK WALKER**  
Jr. | F | 6-8 | 235



**21 | JACE PIATKOWSKI**  
Jr. | G | 6-3 | 175



**22 | HAANIF CHEATHAM**  
Sr. | G | 6-5 | 195



**23 | JERVAY GREEN**  
Jr. | G | 6-3 | 210



**24 | YVAN OUEDRAOGO**  
Fr. | F | 6-9 | 260



**25 | MATEJ KAVAS**  
Sr. | G | 6-8 | 200



**30 | CHARLIE EASLEY**  
Fr. | G | 6-2 | 190



**34 | THORIR THORBJARNARSON**  
Jr. | G | 6-6 | 206



**44 | BRET PORTER**  
Fr. | F | 6-6 | 215



**45 | DALANO BANTON**  
So. | G | 6-8 | 195



**FRED HOIBERG**  
Head Coach



**MATT ABDELMASSIH**  
Assistant Coach



**ARMON GATES**  
Assistant Coach



**DOC SADLER**  
Assistant Coach



**BOBBY LUTZ**  
Special Assistant to the  
Head Coach



**LUCA VIRGILIO**  
Director of Basketball  
Operations



**TIM WILSON**  
Strength Coach



**MATT HOLT**  
Video Coordinator



**BUZZY CARUTHERS**  
Director of Player  
Development



**R.J. PIETIG**  
Athletic Trainer



**PAT NORRIS**  
Equipment Manager



**SHERYL BURBACH**  
Assistant Director of  
Basketball Operations



**JOHN HARRIS JR.**  
Graduate Manager



**VINCE FRITZ**  
Graduate Manager

**Nebraska Team**

Ranked in the top 5 (AP Poll) ..... Never Happened  
 Ranked in the top 10 (AP Poll) ..... March 1, 1966  
 Ranked in the top 20 (AP Poll) ..... Jan. 2, 1995  
 Ranked in the top 25 (AP Poll) ..... Dec. 31, 2018 (No. 24)  
 Ranked in the top 25 (USA Today Coaches Poll) ..... Dec. 31, 2018 (No. 23)

Played AP Poll No. 1 ranked team ..... lost at No. 1 Indiana (47-76), 2/13/2013  
 Defeated AP Poll No. 1 ranked team ..... at No. 1 Missouri (67-51), 2/6/1982  
 Played AP Poll No. 2 ranked team ..... lost at No. 2 Michigan (47-62), 1/9/13  
 Defeated AP Poll No. 2 ranked team ..... vs. No. 2 Oklahoma State (85-69), 2/5/1992  
 Played Team Ranked 1-5 by AP ..... lost at No. 3 Michigan State (57-86), 12/3/2017  
 Defeated Team Ranked 1-5 by AP ..... vs. No. 3 Texas (70-67), 2/19/2011  
 Played Team Ranked 6-10 by AP ..... lost to No. 9 Michigan State (76-91), 3/5/2019  
 Defeated Team Ranked 6-10 by AP ..... vs. No. 9 Wisconsin (77-68), 3/9/2014  
 Defeated Team Ranked 11-25 by AP ..... vs. No. 21 Maryland (68-61), 3/14/2019  
 Defeated Team Ranked 1-10 by AP on Road ..... at No. 9 Michigan State (60-51), 2/16/2014  
 Defeated Ranked Team by AP on Road ..... vs. No. 25 Indiana (66-51), 1/14/2019

Scored 100 or more points ..... 106; vs. Mississippi Valley State, 11/6/2018  
 Scored 90 or more points ..... 93; Southern, 11/22/2019  
 Scored 80 or more points ..... 82; Washington State, 11/25/2019  
 Scored less than 50 points ..... 47; vs. UC Riverside, 11/5/2019  
 Scored less than 40 points ..... 38; at Oregon, 12/15/2012  
 Shot 75% from the field ..... .750, vs. Nebraska-Omaha (42-56), 1/25/1988 \$  
 Shot 70% from the field ..... .723; vs. UNC Wilmington (34-47), 12/5/1997  
 Shot 60% from the field ..... .628; vs. Northwestern (27-43), 2/3/2015

Made 50 or more free throws ..... Never Happened  
 Made 40 or more free throws ..... 43; vs. Texas (43-59), 1/3/1996 - \$  
 Made 30 or more free throws ..... 37; vs. UTSA (37-50), 12/20/2017  
 Made 25 or more free throws ..... 25; vs. Illinois (25-30), 12/2/2018  
 Attempted 60 or more free throws ..... 60; vs. Kansas State (36-60), 1/11/1954 - \$  
 Attempted 50 or more free throws ..... 50; vs. UTSA (37-50), 12/20/2017  
 Attempted 40 or more free throws ..... 50; vs. UTSA (37-50), 12/20/2017  
 Attempted 30 or more free throws ..... 37; Southern (19-37), 11/22/2019  
 Shot 100% from the foul line (min 10 att.) ..... 1.000; at Penn State (16-16), 1/19/2013  
 Shot 95% from the foul line (min 10 att.) ..... 1.000; at Penn State, (16-16), 1/19/2013  
 Shot 90% from the foul line (min 10 att.) ..... .913; vs. Oklahoma State (21-23), 12/16/2018

Made 20 or more 3-pointers ..... Never Happened  
 Made 15 or more 3-pointers ..... 15; vs. Mississippi Valley State (15-37), 11/6/2018  
 Made 10 or more 3-pointers ..... 12; Southern (12-21), 11/22/2019  
 Made 0 3-pointers ..... 0; vs. Jacksonville State (0-5), 12/18/2012  
 Held Opponent to 0 3-pointers ..... 0; Southeastern Louisiana, 11/22/2015  
 Attempted 40 or more 3-pointers ..... Never Happened  
 Attempted 30 or more 3-pointers ..... 33; vs. Missouri State (13-33), 11/19/2018  
 Attempted 20 or more 3-pointers ..... 27; at Creighton (9-27), 12/7/2019  
 Shot 75% from 3-point range (min. 10 att.) ..... .750, vs. UT-Pan American (9-12), 12/2/2009 - \$  
 Shot 60% from 3-point range (min. 10 att.) ..... .647; vs. USC (11-17), 12/3/2012  
 Shot 50% from 3-point range (min. 10 att.) ..... .500; vs. Washington State (9-18), 11/25/2019  
 Shot 50% from 3-point range (min. 20 att.) ..... .571; vs. Southern (12-21), 11/22/2019

Had 60 or more rebounds ..... 60; vs. Oral Roberts, 12/22/1999  
 Had 50 or more rebounds ..... 50; at Illinois, 2/2/2019

Had 30 or more assists ..... 35, vs. Northeastern Illinois, 12/21/1994  
 Had 25 or more assists ..... 28; vs. North Carolina A&T, 12/19/2005  
 Had 20 or more assists ..... 21; vs. Missouri State, 11/19/2018  
 Had 15 or more assists ..... 19; vs. Southern, 11/22/2019

Had 20 or more steals ..... 23, vs. Texas Tech, 3/4/1999 - \$  
 Had 15 or more steals ..... 15, vs. Long Beach State, 11/26/2017  
 Had 10 or more steals ..... 12; vs. Rutgers, 3/13/2019

Had 15 or more blocked shots ..... 15, vs. Coppin State, Dec. 6, 1996 - \$  
 Had 10 or more blocked shots ..... 14; at Northwestern, 1/2/2018

Had 30 or more turnovers ..... 31, at Creighton, 12/11/2005  
 Had 20 or more turnovers ..... 22; vs. Wisconsin, 2/9/2017  
 Had less than 5 turnovers ..... 5; vs. Purdue, 2/23/2019

**Nebraska Player...**

**Had 20 or more points:** ..... 26; Haanif Cheatham and 21; Dachon Burke vs. South Florida, 11/27/2019  
**Had 25 or more points:** ..... 26; Haanif Cheatham vs. South Florida, 11/27/2019  
**Had 30 or more points:** ..... 34; James Palmer Jr. vs. Rutgers, 3/13/2019  
**Had 40 or more points:** ..... 41; Aleks Maric vs. Kansas State, 2/13/2007

**Had No Player in Double Figures:** ..... vs. Ohio State, 1/21/2012  
**Had Five Players with 10 or more points** ..... at Creighton, 12/7/2019  
 .... Haanif Cheatham (14); Cam Mack (12); Thorir Thorbjarnarson (12); Matej Kavas (11); Jervay Green (10)  
**Had Six Players with 10 or more points** ..... vs. Southeastern Louisiana, 11/11/2018  
 .... James Palmer Jr (17); Glynn Watson Jr. (16); Isaac Copeland (11);  
 .... Isaiah Roby (10); Thomas Allen (10); Brady Heiman (10)

**Two Huskers with 20 or more points, same game:** ..... vs. South Florida, 11/27/2019  
 .... Haanif Cheatham (26) and Dachon Burke (21)

**Three Huskers with 20 or more points, same game:** ..... Iowa, 3/10/2019  
 .... James Palmer Jr. (30), Glynn Watson Jr. (23), Isaiah Roby (23)

**Two Huskers with 30 or more points, same game:** ..... vs. Oregon, 11/25/1995  
 .... Tyronn Lue (30) & Jaron Boone (30) - only time in school history

**Had 10 or more rebounds:** ..... 11; Haanif Cheatham at Georgia Tech, 12/4/2019

**Had 15 or more rebounds:** ..... 16; Isaiah Roby vs. Northwestern, 2/16/2019

**Had 20 or more rebounds:** ..... 21; Kimani Ffriend vs. Oral Roberts, 12/22/1999

**Had 25 or more rebounds:** ..... 26; Bill Johnson vs. Iowa State, 1/4/1954 - \$

**Two Huskers with 10 or more rebounds, same game:** ..... vs. Stetson, 12/29/2017  
 .... (Tanner Borchardt, 10; Jordy Tshimanga, 10)

**Three Huskers with 10 or more rebounds, same game:** ..... vs. Texas Tech, 1/19/2000  
 .... (Steffon Bradford 16; Kimani Ffriend 12; Louis Truscott 11)

**Had 5 or more 3-pointers:** ..... 5; Glynn Watson Jr. vs. Maryland (5-14), 3/15/2019

**Had 6 or more 3-pointers:** ..... 7; Glynn Watson Jr. vs. Iowa (7-12), 3/10/2019

**Had 7 or more 3-pointers:** ..... 7; Glynn Watson Jr. vs. Iowa (7-12), 3/10/2019

**Had 8 or more 3-pointers:** ..... 8; Cary Cochran, vs. Baylor (8-13), 2/27/2002 - \$

**Had 5 or more assists:** ..... 6; Cam Mack at Georgia Tech, 12/4/2019

**Had 10 or more assists:** ..... 11; Cam Mack vs. Southern Utah, 11/9/2019

**Had 15 or more assists:** ..... 15; Charles Richardson vs. Rutgers, 12/2/2006

**Had 18 or more assists:** ..... 18; Brian Carr, at Evansville, 1/3/1985 - \$

**Had 5 or more blocked shots:** ..... 5; Isaiah Roby vs. Northwestern, 2/16/2019

**Had 6 or more blocked shots:** ..... 6; Isaiah Roby vs. Eastern Illinois, 11/11/2017

**Had 7 or more blocked shots:** ..... 7; John Turek vs. Colorado, 3/2/2005

**Had 9 or more blocked shots:** ..... 9; Mikki Moore vs. Coppin State, 12/6/1996 - \$

**Had 10 or more blocked shots:** ..... Never Happened

**Had 5 or more steals:** ..... 6; Dachon Burke vs. George Mason, 11/26/2019

**Had 6 or more steals:** ..... 6; Glynn Watson Jr. vs. Long Beach State, 11/26/2017

**Had 7 or more steals:** ..... 7; Brandon Richardson at Ohio State, 1/3/2012

**Had 8 or more steals:** ..... 8; Cookie Belcher vs. Oklahoma St., 2/7/2001 - \$

**Had 10 or more steals:** ..... Never Happened

**Had Triple-Double (Points/Rebounds/Assists):** ..... Never Happened

**Had Double-Double (Points/Assists):** ..... Cam Mack vs. Southern Utah, 11/9/2019 (13/11)

**Had Double-Double (Points/Rebounds):** ..... Haanif Cheatham at Georgia Tech, 12/4/2019 (14/11)

**Had Double-Double (Points/Steals):** ..... Never Happened

**Had Double-Double (Points/Blocks):** ..... Never Happened

\$ - School Record - # - Tied School record  
 As of 12/9/2019

## 2019-20 GAME-BY-GAME COMPARISON

Team	FG-FGA	Pct.	3FG-3FGA	Pct.	FT-FTA	Pct.	O-D	Reb.	PF	A	TO	B	S	Pts.	W/L
UC Riverside	23-55	.418	12-25	.480	8-9	.889	13-36	49	18	12	18	2	8	66	
Nebraska	16-55	.291	6-26	.231	9-19	.474	9-20	29	11	12	11	6	6	47	L
Southern Utah	31-76	.408	4-23	.174	13-21	.619	15-43	58	23	10	18	7	7	79	
Nebraska	27-73	.370	5-26	.192	19-23	.655	10-34	44	17	15	13	5	9	78	L (2OT)
South Dakota State	29-70	.414	3-21	.143	12-18	.667	14-30	44	20	7	13	4	5	73	
Nebraska	35-71	.493	7-26	.269	13-23	.565	13-32	45	19	16	11	3	5	90	W
Southern	34-83	.419	9-29	.310	9-10	.900	25-29	54	25	20	14	4	5	86	
Nebraska	31-54	.574	12-21	.571	19-37	.514	4-24	28	12	19	9	5	5	93	W (OT)
vs. Washington State	27-73	.370	6-27	.222	11-16	.688	15-29	44	23	9	13	3	6	71	
Nebraska	30-57	.526	9-18	.500	13-25	.520	7-34	41	16	11	15	2	5	82	W
vs. George Mason	32-65	.492	11-25	.440	10-14	.714	15-34	49	12	14	19	6	7	85	
Nebraska	24-61	.321	10-30	.333	8-13	.615	7-19	26	13	12	15	4	9	66	L
vs. South Florida	27-70	.366	8-27	.296	5-6	.833	17-22	39	15	12	8	3	4	67	
Nebraska	27-49	.551	6-14	.429	14-19	.737	3-26	29	10	10	9	1	2	74	W
at Georgia Tech	32-73	.438	5-23	.217	4-8	.500	12-35	47	17	19	16	8	9	73	
Nebraska	21-65	.323	6-26	.231	8-18	.444	12-31	43	14	14	18	2	7	56	L
at Creighton	35-66	.530	13-30	.433	12-15	.800	7-35	42	22	18	15	4	6	95	
Nebraska	27-65	.415	9-27	.333	13-24	.542	8-26	34	13	9	12	3	4	76	L

## 2019-20 SUPERLATIVES

## 2019-20 NEBRASKA TEAM GAME HIGHS

POINTS	93	SOUTHERN U. (11/22/19)
	90	SOUTH DAKOTA ST. (11/15/19)
FIELD GOALS MADE	35	SOUTH DAKOTA ST. (11/15/19)
	31	SOUTHERN U. (11/22/19)
FIELD GOAL ATTEMPTS	73	SOUTHERN UTAH (11/09/19)
FIELD GOAL PERCENTAGE	.574 (31-54)	SOUTHERN U. (11/22/19)
	.551 (27-49)	vs South Fla. (11/27/19)
3 PT FIELD GOALS MADE	12	SOUTHERN U. (11/22/19)
	10	vs George Mason (11/26/19)
3 PT FG ATTEMPTS	30	vs George Mason (11/26/19)
3 PT FG PERCENTAGE	.571 (12-21)	SOUTHERN U. (11/22/19)
	.500 (9-18)	vs Washington St. (11/25/19)
FREE THROWS MADE	19	SOUTHERN U. (11/22/19)
	19	SOUTHERN UTAH (11/09/19)
FREE THROW ATTEMPTS	37	SOUTHERN U. (11/22/19)
FREE THROW PERCENTAGE	.737 (14-19)	vs South Fla. (11/27/19)
	.655 (19-29)	SOUTHERN UTAH (11/09/19)
REBOUNDS	45	SOUTH DAKOTA ST. (11/15/19)
	44	SOUTHERN UTAH (11/09/19)
ASSISTS	19	SOUTHERN U. (11/22/19)
	16	SOUTH DAKOTA ST. (11/15/19)
STEALS	9	vs George Mason (11/26/19)
	9	SOUTHERN UTAH (11/09/19)
BLOCKED SHOTS	5	SOUTHERN U. (11/22/19)
	5	SOUTHERN UTAH (11/09/19)
TURNOVERS	18	at Georgia Tech (12/04/19)
FOULS	19	SOUTH DAKOTA ST. (11/15/19)

## 2019-20 OPPONENT TEAM GAME HIGHS

POINTS	95	at Creighton (12-07-19)
	86	SOUTHERN U. (11/22/19)
FIELD GOALS MADE	35	at Creighton (12-07-19)
	34	SOUTHERN U. (11/22/19)
FIELD GOAL ATTEMPTS	83	SOUTHERN U. (11/22/19)
FIELD GOAL PERCENTAGE	.530 (35-66)	at Creighton (12-07-19)
	.492 (32-65)	vs George Mason (11/26/19)
3 PT FIELD GOALS MADE	13	at Creighton (12-07-19)
	11	vs George Mason (11/26/19)
3 PT FG ATTEMPTS	30	at Creighton (12-07-19)
3 PT FG PERCENTAGE	.440 (11-25)	vs George Mason (11/26/19)
	.433 (13-30)	at Creighton (12-07-19)
FREE THROWS MADE	13	SOUTHERN UTAH (11/09/19)
	12	at Creighton (12-07-19)
	12	SOUTH DAKOTA ST. (11/15/19)
FREE THROW ATTEMPTS	21	SOUTHERN UTAH (11/09/19)
FREE THROW PERCENTAGE	.900 (9-10)	SOUTHERN U. (11/22/19)
	.833 (5-6)	vs South Fla. (11/27/19)
REBOUNDS	58	SOUTHERN UTAH (11/09/19)
	54	SOUTHERN U. (11/22/19)
ASSISTS	20	SOUTHERN U. (11/22/19)
	19	at Georgia Tech (12/04/19)
STEALS	9	at Georgia Tech (12/04/19)
	7	vs George Mason (11/26/19)
	7	SOUTHERN UTAH (11/09/19)
BLOCKED SHOTS	8	at Georgia Tech (12/04/19)
	7	SOUTHERN UTAH (11/09/19)
TURNOVERS	19	vs George Mason (11/26/19)
FOULS	25	SOUTHERN U. (11/22/19)

## 2019-20 NEBRASKA TEAM GAME LOWS

POINTS	56	at Georgia Tech (12/04/19)
	66	vs George Mason (11/26/19)
FIELD GOALS MADE	21	at Georgia Tech (12/04/19)
	24	vs George Mason (11/26/19)
FIELD GOAL ATTEMPTS	49	vs South Fla. (11/27/19)
FIELD GOAL PERCENTAGE	.323 (21-65)	at Georgia Tech (12/04/19)
	.370 (27-73)	SOUTHERN UTAH (11/09/19)
3 PT FIELD GOALS MADE	5	SOUTHERN UTAH (11/09/19)
	6	vs South Fla. (11/27/19)
	6	at Georgia Tech (12/04/19)
3 PT FG ATTEMPTS	14	vs South Fla. (11/27/19)
3 PT FG PERCENTAGE	.192 (5-26)	SOUTHERN UTAH (11/09/19)
	.231 (6-26)	at Georgia Tech (12/04/19)
FREE THROWS MADE	8	vs George Mason (11/26/19)
	8	at Georgia Tech (12/04/19)
FREE THROW ATTEMPTS	13	vs George Mason (11/26/19)
FREE THROW PERCENTAGE	.444 (8-18)	at Georgia Tech (12/04/19)
	.514 (19-37)	SOUTHERN U. (11/22/19)
REBOUNDS	26	vs George Mason (11/26/19)
	28	SOUTHERN U. (11/22/19)
ASSISTS	9	at Creighton (12-07-19)
	10	vs South Fla. (11/27/19)
STEALS	2	vs South Fla. (11/27/19)
	4	at Creighton (12-07-19)
BLOCKED SHOTS	1	vs South Fla. (11/27/19)
	2	vs Washington St. (11/25/19)
	2	at Georgia Tech (12/04/19)
TURNOVERS	9	SOUTHERN U. (11/22/19)
	9	vs South Fla. (11/27/19)
FOULS	10	vs South Fla. (11/27/19)

## 2019-20 OPPONENT TEAM GAME LOWS

POINTS	67	vs South Fla. (11/27/19)
	71	vs Washington St. (11/25/19)
FIELD GOALS MADE	27	vs Washington St. (11/25/19)
	27	vs South Fla. (11/27/19)
FIELD GOAL ATTEMPTS	65	vs George Mason (11/26/19)
FIELD GOAL PERCENTAGE	.370 (27-73)	vs Washington St. (11/25/19)
	.386 (27-70)	vs South Fla. (11/27/19)
3 PT FIELD GOALS MADE	3	SOUTH DAKOTA ST. (11/15/19)
	4	SOUTHERN UTAH (11/09/19)
3 PT FG ATTEMPTS	21	SOUTH DAKOTA ST. (11/15/19)
3 PT FG PERCENTAGE	.143 (3-21)	SOUTH DAKOTA ST. (11/15/19)
	.174 (4-23)	SOUTHERN UTAH (11/09/19)
FREE THROWS MADE	4	at Georgia Tech (12/04/19)
	5	vs South Fla. (11/27/19)
FREE THROW ATTEMPTS	6	vs South Fla. (11/27/19)
FREE THROW PERCENTAGE	.500 (4-8)	at Georgia Tech (12/04/19)
	.619 (13-21)	SOUTHERN UTAH (11/09/19)
REBOUNDS	39	vs South Fla. (11/27/19)
	43	at Creighton (12-07-19)
ASSISTS	7	SOUTH DAKOTA ST. (11/15/19)
	9	vs Washington St. (11/25/19)
STEALS	4	vs South Fla. (11/27/19)
	5	SOUTH DAKOTA ST. (11/15/19)
	5	SOUTHERN U. (11/22/19)
BLOCKED SHOTS	3	vs Washington St. (11/25/19)
	3	vs South Fla. (11/27/19)
TURNOVERS	9	vs South Fla. (11/27/19)
FOULS	12	vs George Mason (11/26/19)

## 2019-20 SUPERLATIVES

## NEBRASKA WIN/LOSS MARGIN

	1	2	3	4	5	6	7	8	9	10	11	12	13	14	15	16	17	18	19	20	+20
Husker Wins	0	0	0	0	0	0	2	0	0	0	1	0	0	0	0	0	1	0	0	0	0
Husker Losses	0	1	0	0	0	0	0	0	0	0	0	0	0	0	0	0	1	0	3	0	0

## 2019-20 NEBRASKA INDIVIDUAL GAME HIGHS

Points	26	Haanif Cheatham vs South Fla. (11/27/19)
	24	Cam Mack vs South Dakota St. (11/15/19)
	22	Jervay Green vs Southern U. (11/22/19)
Field Goals Made	8	Dachon Burke vs South Fla. (11/27/19)
	8	Haanif Cheatham vs South Fla. (11/27/19)
	8	Haanif Cheatham vs Washington St. (11/25/19)
	8	Cam Mack vs South Dakota St. (11/15/19)
	8	Haanif Cheatham vs South Dakota St. (11/15/19)
	8	Kevin Cross vs Southern Utah (11/09/19)
Field Goal Att.	18	Jervay Green vs Southern Utah (11/09/19)
	15	Kevin Cross vs Southern Utah (11/09/19)
FG Pct (min 5 made)	.800 (8-10)	Haanif Cheatham vs Washington St. (11/25/19)
	.750 (6-8)	Kevin Cross vs Washington St. (11/25/19)
3-Point FG Made	4	Thor Thorbjarnarson at Creighton (12-07-19)
	4	Jervay Green vs Southern U. (11/22/19)
3-Point FG Att.	10	Jervay Green at Georgia Tech (12/04/19)
	8	Jervay Green vs Southern Utah (11/09/19)
3-Pt FG Pct (min 2 made)	1.000 (2-2)	Thor Thorbjarnarson vs Southern U. (11/22/19)
	.800 (4-5)	Thor Thorbjarnarson at Creighton (12-07-19)
Free Throws Made	9	Haanif Cheatham vs South Fla. (11/27/19)
	6	Cam Mack vs Washington St. (11/25/19)
	6	Dachon Burke vs South Dakota St. (11/15/19)
Free Throw Att.	11	Haanif Cheatham vs South Fla. (11/27/19)
	11	Cam Mack vs Washington St. (11/25/19)
FT Pct (min 3 made)	1.000 (4-4)	Dachon Burke vs Southern Utah (11/09/19)
	.833 (5-6)	Matej Kavas vs George Mason (11/26/19)
Rebounds	12	Yvan Ouedraogo vs South Dakota St. (11/15/19)
	11	Haanif Cheatham at Georgia Tech (12/04/19)
Assists	11	Cam Mack vs Southern Utah (11/09/19)
	8	Cam Mack vs Southern U. (11/22/19)
Steals	5	Dachon Burke vs George Mason (11/26/19)
	3	Cam Mack vs Washington St. (11/25/19)
	3	Cam Mack vs South Dakota St. (11/15/19)
	3	Jervay Green vs Southern Utah (11/09/19)
Blocked Shots	2	Yvan Ouedraogo vs George Mason (11/26/19)
	2	Kevin Cross vs Washington St. (11/25/19)
	2	Dachon Burke vs Southern U. (11/22/19)
	2	Kevin Cross vs South Dakota St. (11/15/19)
Turnovers	5	Cam Mack vs Washington St. (11/25/19)
	5	Yvan Ouedraogo vs South Dakota St. (11/15/19)
Fouls	5	Cam Mack vs Washington St. (11/25/19)
	4	Cam Mack at Georgia Tech (12/04/19)
	4	Cam Mack vs George Mason (11/26/19)
	4	Yvan Ouedraogo vs South Dakota St. (11/15/19)
	4	Kevin Cross vs South Dakota St. (11/15/19)
	4	Dachon Burke vs Southern Utah (11/09/19)
Minutes	46	Jervay Green vs Southern Utah (11/09/19)
	42	Cam Mack vs Southern Utah (11/09/19)

## 2019-20 OPPONENT INDIVIDUAL GAME HIGHS

Points	31	Micah Bradford vs Southern U. (11/22/19)
	30	ZEGAROWSKI, Marcus at Creighton (12-07-19)
	27	CJ Elleby vs Washington St. (11/25/19)
Field Goals Made	13	ZEGAROWSKI, Marcus at Creighton (12-07-19)
	11	Micah Bradford vs Southern U. (11/22/19)
Field Goal Att.	21	CJ Elleby vs Washington St. (11/25/19)
	20	Micah Bradford vs Southern U. (11/22/19)
FG Pct (min 5 made)	.684 (13-19)	ZEGAROWSKI, Marcus at Creighton (12-07-19)
	.636 (7-11)	Jordan Miller vs George Mason (11/26/19)
3-Point FG Made	6	Micah Bradford vs Southern U. (11/22/19)
	5	Jamal Hartwell II vs George Mason (11/26/19)
3-Point FG Att.	11	Micah Bradford vs Southern U. (11/22/19)
	10	Jamal Hartwell II vs George Mason (11/26/19)
3-Pt FG Pct (min 2 made)	.667 (2-3)	JEFFERSON, Damien at Creighton (12-07-19)
	.667 (2-3)	Rashun Williams vs South Fla. (11/27/19)
Free Throws Made	7	CJ Elleby vs Washington St. (11/25/19)
	7	Dwayne Morgan vs Southern Utah (11/09/19)
Free Throw Att.	8	Brandon Key vs South Dakota St. (11/15/19)
	8	Dwayne Morgan vs Southern Utah (11/09/19)
FT Pct (min 3 made)	1.000 (7-7)	CJ Elleby vs Washington St. (11/25/19)
	1.000 (6-6)	ALEXANDER, Ty-Shon at Creighton (12-07-19)
	1.000 (4-4)	Jordan Miller vs George Mason (11/26/19)
	1.000 (3-3)	WINDHAM, Jalen at Creighton (12-07-19)
	1.000 (3-3)	Micah Bradford vs Southern U. (11/22/19)
	1.000 (3-3)	Ahsante Shivers vs Southern U. (11/22/19)
	1.000 (3-3)	Tray Buchanan vs South Dakota St. (11/15/19)
Rebounds	14	AJ Wilson vs George Mason (11/26/19)
	14	Douglas Wilson vs South Dakota St. (11/15/19)
Assists	7	Michael Devoe at Georgia Tech (12/04/19)
	6	ZEGAROWSKI, Marcus at Creighton (12-07-19)
	6	Jamal Hartwell II vs George Mason (11/26/19)
Steals	4	Javon Greene vs George Mason (11/26/19)
	4	Jakolby Long vs Southern Utah (11/09/19)
Blocked Shots	5	AJ Wilson vs George Mason (11/26/19)
	3	BALLOCK, Mitch at Creighton (12-07-19)
	3	Moses Wright at Georgia Tech (12/04/19)
	3	John Knight III vs Southern Utah (11/09/19)
Turnovers	6	Michael Devoe at Georgia Tech (12/04/19)
	4	ZEGAROWSKI, Marcus at Creighton (12-07-19)
	4	Khalid Moore at Georgia Tech (12/04/19)
	4	Javon Greene vs George Mason (11/26/19)
	4	Jordan Miller vs George Mason (11/26/19)
	4	Isaac Bonton vs Washington St. (11/25/19)
	4	Micah Bradford vs Southern U. (11/22/19)
	4	Dwayne Morgan vs Southern Utah (11/09/19)
Fouls	5	BISHOP, Christian at Creighton (12-07-19)
	5	Micah Bradford vs Southern U. (11/22/19)
	5	Jayden Saddler vs Southern U. (11/22/19)

## 2019-20 RECORD BY STARTING LINEUP

No.	Starting Lineup	Record
1.	Burke, Cheatham, Green, Mack, Ouedraogo	3-4
2.	Burke, Cheatham, Green, Kavas, Ouedraogo	1-0
3.	Burke, Cheatham, Green, Ouedraogo, Thorbjarnarson	0-1

RECAPS

(-----Nebraska Individual Leaders-----)

Date	Opponent	Result	Record (B1G)	Attend.	Points	Rebounds	Assists	Steals
11/5	UC Riverside	L, 47-66	0-1 (0-0)	15,745	(11) Mack	(9) Mack	(3) Mack, Cheatham	(2) Green, Ouedraogo
11/9	Southern Utah	L, 78-79 (2OT)	0-2 (0-0)	15,828	(19) Cross	(8) Green	(11) Mack	(3) Green
11/15	South Dakota State	W, 90-73	1-2 (0-0)	15,946	(24) Mack	(12) Ouedraogo	(5) Green	(3) Mack
11/22	Southern	W, 93-86 (OT)	2-2 (0-0)	15,931	(22) Green	(7) Cheatham	(8) Mack	(2) Green
11/25	vs. Washington State	W, 82-71	3-2 (0-0)	660	(19) Cheatham	(8) Mack, Green, Cross	(6) Mack	(3) Mack
11/26	vs. George Mason	L, 66-85	3-3 (0-0)	1,066	(14) Burke	(5) Ouedraogo, Cross	(5) Green	(5) Burke
11/27	vs. South Florida	W, 74-67	4-3 (0-0)	512	(26) Cheatham	(5) Ouedraogo	(7) Mack	(2) Mack
12/4	at Georgia Tech	L, 56-73	4-4 (0-0)	5,133	(14) Cheatham	(11) Cheatham	(6) Mack	(2) Cheatham, Thorbjarnarson
12/7	at Creighton	L, 76-95	4-5 (0-0)	18,068	(14) Cheatham	(7) Burke	(3) Mack	(2) Burke

THE LAST TIME...

	Nebraska...	A Nebraska Opponent...
Scored 100 or more points	106; vs. Mississippi Valley State, 11/6/18	101; TCU, 3/15/99
Scored 90 or more points	93; vs. Southern, 11/22/19	95; at Creighton, 12/7/19
Scored 41 to 50 points	47; UC Riverside, 11/5/19	50; Northwestern, 2/16/19
Scored 40 or fewer points	38; at Oregon, 12/15/12	38; Southwest Minnesota State, 12/28/18
Shot 70% from the field	.723; vs. UNC Wilmington 12/5/97 (34-47)	.723; Kansas, 2/2/85 (34-47)
Shot 60% from the field	.628; vs. Northwestern, 2/3/15 (27-43)	.630; Michigan, 3/5/17 (34-54)
Shot 90% from the free throw line (Min 10 attempts)	.909; vs. Southwest Minnesota State, 12/28/18 (10-11)	.917; vs. Wisconsin (BTT), 3/15/19 (11-12)
Made 10, 3-Point Field Goals	10; George Mason, 11/26/19 (11/25)	13; at Creighton, 12/7/19 (13-26)
Had 60 rebounds	60; vs. Oral Roberts, 12/22/99	62; Colorado, 2/15/75
Had 50 rebounds	50; at Illinois, 2/2/19	54; Southern, 11/22/19
Had 30 assists	35; vs. Northeastern Illinois, 12/21/94	30; Iowa State, 2/3/93
Had 15 steals	15; vs. Arkansas State, 12/14/13	15; Florida State, 12/31/05
Had 10 blocked shots	14; at Northwestern, 1/2/18	11; at Michigan State, 12/3/17
Had 10 or fewer turnovers	10; vs. Wisconsin (BTT), 3/15/19	9; Purdue, 2/23/19
Had 20 or more turnovers	22; vs. Wisconsin, 2/9/17	22; vs. Rutgers (BTT), 3/13/19
Had three players with 20 points	vs. Iowa, 3/10/19	Michigan, 1/14/17
	(Palmer Jr. 27; Watson Jr. 23; Roby 23)	(Wagner 23, Irvin 21, Walton 20)
Had three players with 10 rebounds	vs. Texas Tech, 1/19/00	at Kansas, 1/9/02
	(Bradford 16, Ffriend 12, Truscott 11)	(Collison 13, Gooden 12, Simien 10)
Had five players reach double-figure points	at Creighton, 12/7/19	Iowa, 1/6/19
	(Cheatham 14, Thorbjarnarson 12; Mack 12; Kavas 11; Green 10)	(Kriener 14; Cook 16; Bohannon 25; Moss 12; Wieskamp 10)
Had a player score 40 points	41; Aleks Maric, vs. Kansas State, 2/13/07	41; Jarrius Jackson, Texas Tech, 2/18/06
Had a player score 30 points	30; James Palmer Jr. vs. Rutgers (BTT), 3/13/19	30; Marcus Zegarowski, Creighton 12/7/19
Had a player grab 15 rebounds	16; Isaiah Roby vs. Northwestern, 2/16/19	18; George Willborn III, UC Riverside, 11/5/19
Had a player dish out 10 assists	11; Cam Mack vs. Southern Utah, 11/9/19	10; Xavier Simpson, Michigan, 2/28/19
Had a player collect five steals	5; Dachon Burke vs George Mason, 11/26/18	7; Josh Reeves, Penn State, 2/25/18
Had a player block five shots	5; Isaiah Roby vs. Maryland, 2/6/18	5; AJ Wilson, George Mason, 11/26/19



## MISC REVIEW

Nebraska Record When:	All (W)	All(L)	H(W)	H(L)	A (W)	A (L)						
Ahead at Halftime	2	1	2	1	0	0	Rebounds are Even	0	0	0	0	0
Behind at Halftime	2	4	0	1	2	3	Committing More TOs than Opp	1	1	0	0	1
Tied at Halftime	0	0	0	0	0	0	Committing Fewer TOs than Opp	2	4	2	2	0
Bench Outscores Opponent's	2	3	1	0	1	3	Turnovers are Even	1	0	0	0	1
Opponent Bench Outscores NU	2	2	1	2	1	0	Leading with 5:00 left	4	1	2	1	2
Bench scoring is even	0	0	0	0	0	0	Trailing with 5:00 left	0	4	0	1	0
Shooting 50% or Better	3	0	1	0	2	0	Tied with 5:00 left	0	0	0	0	0
Shooting Under 50%	1	5	1	2	0	3	In Overtime	0	1	0	1	0
Opp. Shoots 50% or Better	0	1	0	0	0	1	Scoring 80 or more points	3	0	2	0	1
Opp. Shoots Under 50%	4	4	2	2	2	2	Scoring 61 to 79 points	1	3	0	1	1
Outshooting Opponent (pct.)	3	0	2	0	1	0	Scoring 60 or fewer points	0	2	0	1	0
Outshot by Opponent (pct.)	1	5	0	2	1	3	Allowing 80 or more points	1	2	1	0	0
Shooting is even	0	0	0	0	0	0	Allowing 61 to 79 points	3	3	1	2	2
Outrebounding Opponent	1	0	1	0	0	0	Allowing 60 or fewer points	0	0	0	0	0
Outrebounded by Opponent	3	5	1	2	2	3						

## MISC REVIEW

Biggest margin of victory .....	17, South Dakota State (11/15)	Largest halftime lead surrendered in loss .....	11, Southern Utah (11/9)
Biggest margin of defeat .....	19, UC Riverside (11/5); vs. George Mason (11/26); at Creighton (12/7)	Largest lead at any time .....	31, South Dakota State (11/15)
Largest deficit overcome in win.....	8, Southern (11/22)	Largest deficit at any time .....	32, at Creighton (12/7)
Largest halftime deficit overcome in win .....	N/A	Largest runs without opponent scoring .....	13, South Dakota State (8:10-4:22, 1st)
Largest lead surrendered in loss.....	14, Southern Utah (11/9)	Largest opponent run without NU scoring.....	13, Southern (3:40-1:14, 1st)

## SPECIALITY STATS

Opponent	NU-Opp Paint	NU-Opp off TO	NU-Opp 2nd Ch.	NU-Opp Bench	Largest Lead	Largest Deficit	Tip	1st Sub(s)
UC Riverside	18-22	14-3	0-11	14-18	9, (13:12, 1st)	20 (1:19, 2nd)	Won	Cross, Kavas
Southern Utah	42-48	12-13	3-9	28-29	15 (4:10, 1st)	4 (0:05, 2nd)	Lost	Cross
South Dakota State	50-48	16-7	11-13	20-24	31 (4:50, 1st)	-	Won	Cross
Southern	38-38	18-11	3-16	30-23	13 (5:07, 1st)	8 (14:06, 2nd)	Lost	Cross, Kavas
vs. Washington State	40-42	19-17	4-20	19-14	16 (7:22, 2nd)	6 (6:44, 1st)	Won	Cross
vs. George Mason	24-34	15-11	9-17	26-15	2 (10:44, 1st)	21 (2nd, 1:23)	Lost	Cross
vs. South Florida	32-34	12-10	2-15	12-19	8 (8:14, 1st)	8 (2nd, 6:42)	Lost	Cross
at Georgia Tech	30-48	10-18	5-7	13-10	4 (12:32, 1st)	20 (2nd, 0:16)	Lost	Cross
at Creighton	34-38	11-11	10-7	29-12	-	32 (2nd, 18:36)	Won	Mack, Cross

## NEBRASKA SEASON/CAREER BESTS

## #0 AKOL AROP

**Points**  
Season: 2 at Creighton (12/7)  
Career: Same

**Rebounds**  
Season: 4 at Creighton (12/7)  
Career: Same

**Field Goals**  
Season: None  
Career: Same

**Field Goal Attempts**  
Season: 1 vs. UC Riverside (11/5); at Creighton (12/7)  
Career: Same

**3-Point Field Goals**  
Season: None  
Career: Same

**3-Point Field Goal Attempts**  
Season: 1 vs. UC Riverside (11/5)  
Career: Same

**Free Throws**  
Season: 2 at Creighton (12/7)  
Career: Same

**Free Throw Attempts**  
Season: 2 at Creighton (12/7)  
Career: Same

**Assists**  
Season: None  
Career: Same

**Steals**  
Season: None  
Career: Same

**Blocks**  
Season: 1 at Creighton (12/7)  
Career: Same

**Minutes Played**  
Season: 3 at Creighton (12/7)  
Career: Same

## #1 KEVIN CROSS

**Points**  
Season: 19 vs. Southern Utah (11/9)  
Career: Same

**Rebounds**  
Season: 8 vs. Washington State (11/25)  
Career: Same

**Field Goals**  
Season: 8 vs. Southern Utah (11/9)  
Career: Same

**Field Goal Attempts**  
Season: 15 vs. Southern Utah (11/9)  
Career: Same

**3-Point Field Goals**  
Season: 2 vs. Washington State (11/25)  
Career: Same

**3-Point Field Goal Attempts**  
Season: 6 vs. UC Riverside (11/5)  
Career: Same

**Free Throws**  
Season: 2 vs. Southern Utah (11/9)  
Career: Same

**Free Throw Attempts**  
Season: 2 vs. UC Riverside (11/5); vs. Southern Utah (11/9)  
Career: Same

**Assists**  
Season: 2 vs. Southern (11/22)  
Career: Same

**Steals**  
Season: None  
Career: Same

**Blocks**  
Season: 2 vs. SDSU (11/15); vs. Washington State (11/25)  
Career: Same

**Minutes Played**  
Season: 36 vs. Southern Utah (11/9)  
Career: Same

## #3 CAM MACK

**Points**  
Season: 24 vs. SDSU (11/15)  
Career: Same

**Rebounds**  
Season: 9 vs. UC Riverside (11/5)  
Career: Same

**Field Goals**  
Season: 8 vs. SDSU (11/15)  
Career: Same

**Field Goal Attempts**  
Season: 14 vs. Southern Utah (11/9); vs. SDSU (11/15)  
Career: Same

**3-Point Field Goals**  
Season: 3 vs. SDSU (11/15)  
Career: Same

**3-Point Field Goal Attempts**  
Season: 6 vs. Southern Utah (11/9); vs. SDSU (11/15)  
Career: Same

**Free Throws**  
Season: 6 vs. Washington State (11/25)  
Career: Same

**Free Throw Attempts**  
Season: 11 vs. Washington State (11/25)  
Career: Same

**Assists**  
Season: 11 vs. Southern Utah (11/9)  
Career: Same

**Steals**  
Season: 3 vs. SDSU (11/15); vs. Washington State (11/25)  
Career: Same

**Blocks**  
Season: 1 vs. Southern Utah (11/9); at Georgia Tech (12/4)  
Career: Same

**Minutes Played**  
Season: 42 vs. Southern Utah (11/9)  
Career: Same

## #11 DACHON BURKE JR.

**Points**  
Season: 21 vs. South Florida (11/27/19)  
Career: Same

**Rebounds**  
Season: 7 vs. SDSU (11/15)  
Career: Same

**Field Goals**  
Season: 8 vs. South Florida (11/27/19)  
Career: Same

**Field Goal Attempts**  
Season: 13 vs. SDSU (11/15); vs. Washington State (11/25)  
Career: Same

**3-Point Field Goals**  
Season: 3 vs. South Florida (11/27/19)  
Career: Same

**3-Point Field Goal Attempts**  
Season: 5 vs. George Mason (11/26); vs. So. Florida (11/27/19)  
Career: Same

**Free Throws**  
Season: 6 vs. SDSU (11/15)  
Career: Same

**Free Throw Attempts**  
Season: 9 vs. SDSU (11/15)  
Career: Same

**Assists**  
Season: 2 three times, last at Creighton (12/7)  
Career: Same

**Steals**  
Season: 5 vs. George Mason (11/26)  
Career: Same

**Blocks**  
Season: 2 vs. Southern (11/22)  
Career: Same

**Minutes Played**  
Season: 34 vs. Southern Utah (11/9)  
Career: Same

## #22 HAANIF CHEATHAM

**Points**  
Season: 26 vs. South Florida (11/27/19)  
Career: Same

**Rebounds**  
Season: 11 at Georgia Tech (12/4)  
Career: Same

**Field Goals**  
Season: 9 vs. South Florida (11/27/19)  
Career: Same

**Field Goal Attempts**  
Season: 12 at Creighton (12/7)  
Career: Same

**3-Point Field Goals**  
Season: 2 vs. Wash. State (11/25); vs. George Mason (11/26)  
Career: Same

**3-Point Field Goal Attempts**  
Season: 4 vs. George Mason (11/26)  
Career: Same

**Free Throws**  
Season: 9 vs. South Florida (11/27/19)  
Career: Same

**Free Throw Attempts**  
Season: 11 vs. South Florida (11/27/19)  
Career: Same

**Assists**  
Season: 3 vs. UC Riverside (11/5); vs. SDSU (11/15)  
Career: Same

**Steals**  
Season: 2 vs. Southern Utah (11/9); at Georgia Tech (12/4)  
Career: Same

**Blocks**  
Season: 1 vs. Southern Utah (11/9); vs. SDSU (11/15)  
Career: Same

**Minutes Played**  
Season: 37 vs. South Florida (11/27/19)  
Career: Same

## #23 JERVAY GREEN

**Points**  
Season: 22 vs. Southern (11/22)  
Career: Same

**Rebounds**  
Season: 8 vs. So. Utah (11/9); vs. Washington State (11/25)  
Career: Same

**Field Goals**  
Season: 7 vs. Southern (11/22)  
Career: Same

**Field Goal Attempts**  
Season: 18 vs. Southern Utah (11/9)  
Career: Same

**3-Point Field Goals**  
Season: 4 vs. Southern (11/22)  
Career: Same

**3-Point Field Goal Attempts**  
Season: 10 at Georgia Tech (12/4)  
Career: Same

**Free Throws**  
Season: 4 vs. Southern Utah (11/9); vs. Southern (11/22)  
Career: Same

**Free Throw Attempts**  
Season: 7 vs. Southern (11/22)  
Career: Same

**Assists**  
Season: 6 vs. Southern (11/22)  
Career: Same

**Steals**  
Season: 3 vs. Southern Utah (11/9)  
Career: Same

**Blocks**  
Season: 3 vs. UC Riverside (11/5)  
Career: Same

**Minutes Played**  
Season: 46 vs. Southern Utah (11/9)  
Career: Same

## #24 YVAN QUEDRAOGO

**Points**  
Season: 11 vs. Southern (11/22)  
Career: Same

**Rebounds**  
Season: 12 vs. SDSU (11/15)  
Career: Same

**Field Goals**  
Season: 4 vs. UC Riverside (11/5)  
Career: Same

**Field Goal Attempts**  
Season: 7 vs. SDSU (11/15)  
Career: Same

**3-Point Field Goals**  
Season: None  
Career: Same

**3-Point Field Goal Attempts**  
Season: None  
Career: Same

**Free Throws**  
Season: 5 vs. Southern (11/22)  
Career: Same

**Free Throw Attempts**  
Season: 7 vs. Southern (11/22)  
Career: Same

**Assists**  
Season: 2 vs. SDSU (11/15)  
Career: Same

**Steals**  
Season: 2 vs. UC Riverside (11/5); vs. George Mason (11/26)  
Career: Same

**Blocks**  
Season: 2 vs. George Mason (11/26)  
Career: Same

**Minutes Played**  
Season: 24 vs. South Florida (11/27/19)  
Career: Same

## #25 MATEJ KAVAS

**Points**  
Season: 11 at Creighton (12/7)  
Career: Same

**Rebounds**  
Season: 3 vs. SDSU (11/15)  
Career: Same

**Field Goals**  
Season: 4 at Creighton (12/7)  
Career: Same

**Field Goal Attempts**  
Season: 8 at Creighton (12/7)  
Career: Same

**3-Point Field Goals**  
Season: 3 vs. Southern (11/22); at Creighton (12/7)  
Career: Same

**3-Point Field Goal Attempts**  
Season: 7 at Creighton (12/7)  
Career: Same

**Free Throws**  
Season: 5 vs. George Mason (11/26)  
Career: Same

**Free Throw Attempts**  
Season: 6 vs. George Mason (11/26)  
Career: Same

**Assists**  
Season: 1 four times, last at Creighton (12/7)  
Career: Same

**Steals**  
Season: 1 vs. Southern (11/22)  
Career: Same

**Blocks**  
Season: 1 vs. Southern (11/22)  
Career: Same

**Minutes Played**  
Season: 25 vs. UC Riverside (11/5)  
Career: Same

## NEBRASKA SEASON/CAREER BESTS

## #30 CHARLIE EASLEY

**Points**

Season: 4 at Creighton (12/7)

Career: Same

**Rebounds**

Season: 1 vs. UC Riverside (11/5)

Career: Same

**Field Goals**

Season: 2 at Creighton (12/7)

Career: Same

**Field Goal Attempts**

Season: 2 at Creighton (12/7)

Career: Same

**3-Point Field Goals**

Season: None

Career: Same

**3-Point Field Goal Attempts**

Season: None

Career: Same

**Free Throws**

Season: None

Career: Same

**Free Throw Attempts**

Season: 2 vs. SDSU (11/15)

Career: Same

**Assists**

Season: 1 at Creighton (12/7)

Career: Same

**Steals**

Season: None

Career: Same

**Blocks**

Season: None

Career: Same

**Minutes Played**

Season: 4 at Creighton (12/7)

Career: Same

## #34 THORIR THORBJARNARSON

**Points**

Season: 12 at Creighton (12/7)

Career: same

**Rebounds**

Season: 7 at Georgia Tech (12/4)

Career: 10 vs. Wisconsin (1/29/18)

**Field Goals**

Season: 4 at Georgia Tech (12/4); at Creighton (12/7)

Career: same

**Field Goal Attempts**

Season: 7 at Georgia Tech (12/4)

Career: 7 at TCU (3/24/19); at Georgia Tech (12/4)

**3-Point Field Goals**

Season: 4 at Creighton (12/7)

Career: same

**3-Point Field Goal Attempts**

Season: 5 at Creighton (12/7)

Career: same

**Free Throws**

Season: 2 vs. Southern Utah (11/9); at Georgia Tech (12/4)

Career: 2 four times, last at Georgia Tech (12/4)

**Free Throw Attempts**

Season: 2 three times, last at Georgia Tech (12/4)

Career: 2 eight times, last at Georgia Tech (12/4)

**Assists**

Season: 1 vs. UC Riverside (11/5); vs. SDSU (11/15)

Career: 4 vs. Butler (3/20/19)

**Steals**

Season: 2 at Georgia Tech (12/4)

Career: 5 vs. Maryland (3/14/19)

**Blocks**

Season: 1 vs. Southern (11/22)

Career: 2 vs. Iowa (3/10/19)

**Minutes Played**

Season: 24 vs. Southern (11/22); at Creighton (12/7)

Career: 35 at TCU (3/24/19)



**#0 AKOL AROP** | 6-6 | 195 | Fr. | F | Omaha, Neb.

**CAREER STATS**

Year	Total												Rebounds												
	GP	GS	Min	Avg	FG	FGA	Pct	3FG	3FGA	Pct	FT	FTA	Pct	Off	Def	Tot	Avg	PF	FO	Ast	TO	Blk	Stl	Pts	Avg
2019-20	4	0	6	1.5	0	2	.000	0	1	.000	2	2	1.000	0	6	6	1.5	0	0	0	1	1	0	2	0.5
<b>TOTAL</b>	<b>4</b>	<b>0</b>	<b>6</b>	<b>1.5</b>	<b>0</b>	<b>2</b>	<b>.000</b>	<b>0</b>	<b>1</b>	<b>.000</b>	<b>2</b>	<b>2</b>	<b>1.000</b>	<b>0</b>	<b>6</b>	<b>6</b>	<b>1.5</b>	<b>0</b>	<b>0</b>	<b>0</b>	<b>1</b>	<b>1</b>	<b>0</b>	<b>2</b>	<b>0.5</b>

**2019-20 GAME BY GAME**

Opponent	Date	GS	Min	TOTAL			3-PTS			REBOUNDS			PF	FO	A	TO	Blk	Stl	Pts	Avg				
				FG	FGA	Pct	3FG	FGA	Pct	FT	FTA	Pct									Off	Def	Tot	Avg
UC Riverside	11/5/19	1	0	1	.000	0	1	.000	0	0	.000	0	1	1	1.0	0	0	0	0	0	0.0			
Southern Utah	11/9/19	DNP																						
South Dakota St.	11/15/19	1	0	0	.000	0	0	.000	0	0	.000	0	1	1	1.0	0	0	0	0	0	0.0			
Southern	11/22/19	DNP																						
vs. Washington State	11/25/19	DNP																						
vs. George Mason	11/26/19	DNP																						
vs. South Florida	11/27/19	DNP																						
at Georgia Tech	12/04/19	1	0	0	.000	0	0	.000	0	0	.000	0	0	0	0.7	0	0	0	0	0	0.0			
at Creighton	12/7/19	3	0	1	.000	0	0	.000	2	2	1.000	0	4	4	1.5	0	0	0	1	1	0	2	0.5	
<b>Totals</b>		<b>0</b>	<b>6</b>	<b>0</b>	<b>2</b>	<b>.000</b>	<b>0</b>	<b>1</b>	<b>.000</b>	<b>2</b>	<b>2</b>	<b>1.000</b>	<b>0</b>	<b>6</b>	<b>6</b>	<b>1.5</b>	<b>0</b>	<b>0</b>	<b>0</b>	<b>1</b>	<b>1</b>	<b>0</b>	<b>2</b>	<b>0.5</b>

**NOTING AROP**

- Earned his most extensive time against Creighton, totaling two points, four rebounds and a blocked shot in four minutes
- Played the final minute against Georgia Tech
- Had a rebound in a minute of work against South Dakota State
- Grabbed a rebound in his collegiate debut against UC Riverside
- 2019 Gatorade Player of the Year in Nebraska who averaged 19.4 points, 10.9 rebounds and 2.6 blocks per game as a senior at Omaha Creighton Prep High School
- First-team all-state selection by the Omaha World-Herald and Lincoln Journal Star after recording 19 double-doubles as a senior
- Totaled 1,268 points on 66 percent shooting, 733 rebounds and 162 blocks in three seasons at Creighton Prep
- Was AAU teammates with fellow Husker freshmen Jace Piatkowski, Charlie Easley and Bret Porter
- One of nine kids in the family, including older brother, Aguek, who plays basketball at San Diego State

**MISC. STATS**

Category	2019-20	Career
Double-Figure Scoring	0	0
Double-Figure Rebounding	0	0
Double-Figure Assists	0	0
Double-Doubles	0	0
Led NU in Scoring	0	0
Led NU in Rebounding	0	0
Led NU in Assists	0	0
20+ Point Games	0	0
30+ Point Games	0	0

**TOP PERFORMANCES OF 2019-20**

Category	No.	Opponent (Date)
Points	2	at Creighton (12/7)
Rebounds	4	at Creighton (12/7)
	1	UC Riverside (11/5/19)
	1	South Dakota State (11/15/19)
Assists	NA	



**#1 KEVIN CROSS** | 6-8 | 240 | Fr. | F | Little Rock, Ark.

#### CAREER STATS

Year	GP	GS	Total										Rebounds						PF	FO	Ast	TO	Blk	Stl	Pts	Avg
			Min	Avg	FG	FGA	Pct	3FG	3FGA	Pct	FT	FTA	Pct	Off	Def	Tot	Avg									
2019-20	9	0	179	19.9	28	66	.424	8	28	.286	4	11	.364	8	23	31	3.4	10	0	6	12	6	0	68	7.6	
<b>TOTAL</b>	<b>9</b>	<b>0</b>	<b>179</b>	<b>19.9</b>	<b>28</b>	<b>66</b>	<b>.424</b>	<b>8</b>	<b>28</b>	<b>.286</b>	<b>4</b>	<b>11</b>	<b>.364</b>	<b>8</b>	<b>23</b>	<b>31</b>	<b>3.4</b>	<b>10</b>	<b>0</b>	<b>6</b>	<b>12</b>	<b>6</b>	<b>0</b>	<b>68</b>	<b>7.6</b>	

#### 2019-20 GAME BY GAME

Opponent	Date	GS	Min	TOTAL			3-PTS			FT			REBOUNDS				PF	FO	A	TO	Blk	Stl	Pts	Avg
				FG	FGA	Pct	3FG	FGA	Pct	FT	FTA	Pct	Off	Def	Tot	Avg								
UC Riverside	11/05/19	14	1	10	.100	1	6	.167	1	2	.500	3	0	3	3.0	2	0	0	0	0	0	4	4.0	
Southern Utah	11/09/19	36	8	15	.533	1	3	.333	2	2	1.000	3	2	5	4.0	1	0	0	2	1	0	19	11.5	
South Dakota St.	11/15/19	17	4	5	.800	1	1	1.000	1	1	1.000	0	2	2	3.3	4	0	0	1	2	0	10	11.0	
Southern	11/22/19	23	4	6	.667	0	2	.000	0	2	.000	0	1	1	2.8	0	0	2	0	0	0	8	10.3	
vs. Washington St.	11/25/19	26	6	8	.750	2	4	.500	0	2	.000	0	8	8	3.8	0	0	1	3	2	0	14	11.0	
vs. George Mason	11/26/19	20	4	8	.500	3	5	.600	0	0	.000	1	4	5	4.0	1	0	1	2	1	0	11	11.0	
vs. South Florida	11/27/19	16	0	5	.000	0	2	.000	0	0	.000	0	1	1	3.6	0	0	1	1	0	0	0	9.4	
at Georgia Tech	12/04/19	17	1	6	.167	0	3	.000	0	0	.000	1	4	5	3.8	1	0	1	2	0	0	2	8.5	
at Creighton	12/7/19	10	0	3	.000	0	2	.000	0	2	.000	0	1	1	3.4	1	0	0	1	0	0	0	7.6	
<b>Totals</b>		<b>0</b>	<b>179</b>	<b>28</b>	<b>66</b>	<b>.424</b>	<b>8</b>	<b>28</b>	<b>.286</b>	<b>4</b>	<b>11</b>	<b>.364</b>	<b>8</b>	<b>23</b>	<b>31</b>	<b>3.4</b>	<b>10</b>	<b>0</b>	<b>6</b>	<b>12</b>	<b>6</b>	<b>0</b>	<b>68</b>	<b>7.6</b>

#### NOTING CROSS

- True freshman who is splitting time at center and can step out to 3-point range
- Was held scoreless in a season-low 10 minutes at Creighton
- Totaled 11 points - all in the second half - and tied for team high with five rebounds against George Mason
- Finished with 14 points on 6-of-8 shooting and a season-high eight rebounds in a win over Washington State
- Scored all eight points of his in the second half against Southern and added two assists in the overtime win
- Came off the bench with 10 points on 4-of-5 shooting in 17 minutes against South Dakota State
- Led Nebraska with 19 points on 8-of-15 shooting against Southern Utah, as his 19 points were the most by a Husker freshman since 2013
  - Two-time all-state performer at Mills University Studies High School helping his team to state runner-up finishes in 2018 and 2019
  - Averaged 18 points, 10 rebounds and two assists per game as a senior, earning second-team all-state (all classes) recognition by the Arkansas Democrat Gazette

#### MISC. STATS

Category	2019-20	Career
Double-Figure Scoring	4	4
Double-Figure Rebounding	0	0
Double-Figure Assists	0	0
Double-Doubles	0	0
Led NU in Scoring	1	1
Led NU in Rebounding	2	2
Led NU in Assists	0	0
20+ Point Games	0	0
30+ Point Games	0	0

#### TOP PERFORMANCES OF 2019-20

Category	No.	Opponent (Date)
Points	19	Southern Utah (11/9/19)
	14	vs. Washington State (11/25/19)
	11	vs. George Mason (11/26/19)
Rebounds	8	vs. Washington State (11/25/19)
	5	at Georgia Tech (12/4/19)
	5	vs. George Mason (11/26/19)
	5	Southern Utah (11/9/19)
Assists	2	Southern (11/22/19)



**#3 CAM MACK** | 6-2 | 175 | So. | G | Austin, Texas

**CAREER STATS**

Year	GP	GS	Total										Rebounds												
			Min	Avg	FG	FGA	Pct	3FG	3FGA	Pct	FT	FTA	Pct	Off	Def	Tot	Avg	PF	FO	Ast	TO	Blk	Stl	Pts	Avg
2019-20	9	7	304	33.8	39	94	.415	8	28	.286	25	44	.568	10	28	38	4.2	25	1	51	24	3	13	111	12.3
<b>TOTAL</b>	<b>9</b>	<b>7</b>	<b>304</b>	<b>33.8</b>	<b>39</b>	<b>94</b>	<b>.415</b>	<b>8</b>	<b>28</b>	<b>.286</b>	<b>25</b>	<b>44</b>	<b>.568</b>	<b>10</b>	<b>28</b>	<b>38</b>	<b>4.2</b>	<b>25</b>	<b>1</b>	<b>51</b>	<b>24</b>	<b>3</b>	<b>13</b>	<b>111</b>	<b>12.3</b>

**2019-20 GAME BY GAME**

Opponent	Date	GS	Min	TOTAL			3-PTS			REBOUNDS			PF	FO	A	TO	Blk	Stl	Pts	Avg				
				FG	FGA	Pct	3FG	FGA	Pct	FT	FTA	Pct									Off	Def	Tot	Avg
UC Riverside	11/05/19	*	32	4	13	.308	2	5	.400	1	2	.500	3	6	9	9.0	1	0	3	2	0	11	11.0	
Southern Utah	11/09/19	*	42	5	14	.357	0	6	.000	3	6	.500	1	6	7	8.0	2	0	11	3	1	2	13	12.0
South Dakota St.	11/15/19	*	35	8	14	.571	3	6	.500	5	7	.714	1	1	2	6.0	2	0	4	1	0	3	24	16.0
Southern	11/22/19	*	36	6	11	.545	0	0	.000	4	7	.571	1	1	2	5.0	3	0	8	3	0	1	16	16.0
vs Washington St.	11/25/19	*	37	2	8	.250	0	2	.000	6	11	.545	1	7	8	5.6	5	1	6	5	0	3	10	14.8
vs George Mason	11/26/19	*	30	4	9	.444	1	3	.333	0	0	.000	1	1	2	5.0	4	0	3	4	0	0	9	13.8
vs. South Florida	11/27/19		27	2	5	.400	0	0	.000	1	2	.500	1	3	4	4.9	1	0	7	1	0	2	5	12.6
at Georgia Tech	12/04/19	*	35	4	11	.364	1	3	.333	2	4	.500	1	1	2	4.5	4	0	6	3	1	1	11	12.4
at Creighton	12/7/19		30	4	9	.444	1	3	.333	3	5	.600	0	2	2	4.2	3	0	3	2	1	1	12	12.3
<b>Totals</b>		<b>7</b>	<b>304</b>	<b>39</b>	<b>94</b>	<b>.415</b>	<b>8</b>	<b>28</b>	<b>.286</b>	<b>25</b>	<b>44</b>	<b>.568</b>	<b>10</b>	<b>28</b>	<b>38</b>	<b>4.2</b>	<b>25</b>	<b>1</b>	<b>51</b>	<b>24</b>	<b>3</b>	<b>13</b>	<b>111</b>	<b>12.3</b>

**NOTING MACK**

- Junior college transfer who has emerged as the Huskers' starting point guard
- Came off the bench with 12 points and three assists at Creighton
- Finished with 11 points and six assists in the loss at Georgia Tech
- Came off the bench in the win over South Florida and had seven assists and five points in 27 minutes
- Nearly posted his second double-double of the season with 10 points, eight rebounds and six assists vs. Washington State
- Finished with 16 points and eight assists in the win over Southern
- Posted his first 20-point game with 24 points, four assists and three steals in the win over South Dakota State
- Dished out 11 assists - the most by a Husker since 2010 - while scoring 13 points and snaring seven rebounds against Southern Utah
- Nearly posted a double-double in his Husker debut with 11 points and nine rebounds against UC Riverside
- Rated as the top point guard and No. 3 overall JC player in the country according to JUCORecruiting.com
- Garnered first-team All-Region 18 honors at Salt Lake Community College, averaging 19.1 points, 7.6 assists, 5.9 rebounds and 2.4 steals per game in 2018-19
- Ranked fifth nationally in NJCAA in assists per game while finishing 24th nationally in steals per game
- Totaled five 30-point games and had 10-or-more assists nine times in his year at the school
- Led Christian Life Preparatory High School to a Texas Christian Athletic League Class 4A state championship as a senior, averaging 24.5 points, 2.5 rebounds, 1.5 steals and 1.2 assists per game

**MISC. STATS**

Category	2019-20	Career
Double-Figure Scoring	7	7
Double-Figure Rebounding	0	0
Double-Figure Assists	1	1
Double-Doubles	1	1
Led NU in Scoring	2	2
Led NU in Rebounding	2	2
Led NU in Assists	8	8
20+ Point Games	1	1
30+ Point Games	0	0

**TOP PERFORMANCES OF 2019-20**

Category	No.	Opponent (Date)
Points	24	South Dakota State (11/15/19)
	16	Southern (11/22/19)
	13	Southern Utah (11/9/19)
Rebounds	9	UC Riverside (11/5/19)
	8	vs. Washington State (11/25/19)
	7	Southern Utah (11/9/19)
Assists	11	Southern Utah (11/9/19)
	8	Southern (11/22/19)
	7	vs. South Florida (11/27/19)


**#11 DACHON BURKE JR.** | 6-4 | 180 | Jr. | G | Orange, N.J.

**CAREER STATS**

Year	GP	GS	Total		Total									Rebounds				PF	FO	Ast	TO	Blk	Stl	Pts	Avg
			Min	Avg	FG	FGA	Pct	3FG	3FGA	Pct	FT	FTA	Pct	Off	Def	Tot	Avg								
2016-17*	33	17	755	22.9	95	226	.420	14	44	.318	47	64	.734	49	79	128	3.9	74	4	24	58	11	51	251	7.6
2017-18*	32	32	1044	32.6	210	458	.459	44	130	.338	98	156	.628	59	125	184	5.8	81	0	80	86	16	67	562	17.6
2019-20	9	9	241	26.8	37	93	.398	11	33	.333	23	40	.575	7	28	35	3.9	13	0	11	10	6	11	108	12.0
<b>TOTAL</b>	<b>9</b>	<b>9</b>	<b>241</b>	<b>26.8</b>	<b>37</b>	<b>93</b>	<b>.398</b>	<b>11</b>	<b>33</b>	<b>.333</b>	<b>23</b>	<b>40</b>	<b>.575</b>	<b>7</b>	<b>28</b>	<b>35</b>	<b>3.9</b>	<b>13</b>	<b>0</b>	<b>11</b>	<b>10</b>	<b>6</b>	<b>11</b>	<b>108</b>	<b>12.0</b>
<b>All*</b>	<b>74</b>	<b>58</b>	<b>2040</b>	<b>27.6</b>	<b>342</b>	<b>777</b>	<b>.440</b>	<b>69</b>	<b>207</b>	<b>.333</b>	<b>168</b>	<b>260</b>	<b>.646</b>	<b>115</b>	<b>232</b>	<b>347</b>	<b>4.7</b>	<b>168</b>	<b>4</b>	<b>115</b>	<b>154</b>	<b>33</b>	<b>129</b>	<b>921</b>	<b>12.4</b>

**2019-20 GAME BY GAME**

Opponent	Date	GS	Min	TOTAL			3-PTS			REBOUNDS			PF	FO	A	TO	Blk	Stl	Pts	Avg					
				FG	FGA	Pct	3FG	FGA	Pct	FT	FTA	Pct									Off	Def	Tot	Avg	
UC Riverside	11/05/19	*	23	2	7	.286	0	3	.000	3	4	.750	0	2	2	2.0	0	0	0	2	1	1	7	7.0	
Southern Utah	11/09/19	*	33	4	10	.400	1	4	.250	4	4	1.000	0	4	4	3.0	4	0	2	1	1	1	13	10.0	
South Dakota State	11/15/19	*	28	5	13	.385	1	4	.250	6	9	.667	3	4	7	4.3	2	0	1	0	0	1	17	12.3	
Southern	11/22/19	*	17	3	6	.500	2	3	.667	1	6	.167	1	2	3	4.0	1	0	1	0	2	0	9	11.5	
vs Washington St.	11/25/19	*	29	5	13	.385	1	2	.500	3	4	.750	1	4	5	4.2	0	0	2	0	0	1	14	12.0	
vs George Mason	11/26/19	*	31	5	12	.417	2	5	.400	2	4	.500	0	2	2	3.8	1	0	1	4	1	5	14	12.3	
vs. South Florida	11/27/19	*	31	8	11	.727	3	5	.600	2	4	.500	1	3	4	3.9	2	0	1	1	1	0	21	13.6	
at Georgia Tech	12/04/19	*	20	1	9	.111	1	5	.200	1	2	.500	0	1	1	3.5	1	0	1	0	0	0	4	12.4	
at Creighton	12/7/19	*	29	4	12	.333	0	2	.000	1	3	.333	1	6	7	3.9	2	0	2	2	0	2	9	12.0	
<b>Totals</b>			<b>9</b>	<b>241</b>	<b>37</b>	<b>93</b>	<b>.398</b>	<b>11</b>	<b>33</b>	<b>.333</b>	<b>23</b>	<b>40</b>	<b>.575</b>	<b>7</b>	<b>28</b>	<b>35</b>	<b>3.9</b>	<b>13</b>	<b>0</b>	<b>11</b>	<b>10</b>	<b>6</b>	<b>11</b>	<b>108</b>	<b>12.0</b>

**NOTING BURKE**

- Has started all eight games as Nebraska has utilized a four-guard lineup
- Nearly had a double-double with nine points and a season-high seven boards at Creighton
- Enjoyed a strong performance at the Cayman Islands Classic, averaging 16.3 points per game on 50 percent shooting, 3.7 steals and 2.0 steals per game
- Totaled a season-high 21 points on 8-of-11 shooting including two crucial 3-pointers after South Florida pulled within one in the second half
- Totaled 14 points - including Nebraska's first 12 points - and a season-high five steals in the loss to George Mason
- Had 14 points and five rebounds in the win over Washington State
- Finished with nine points and two blocked shots in the overtime win over Southern
- Tallied a season-high 17 points and seven boards in 28 minutes of work against South Dakota State
- Reached double figures for the first time at Nebraska with 13 points and four rebounds vs. Southern Utah
- Sat out the 2018-19 season after transferring from Robert Morris
- Earned second-team All-Northeast Conference honors in 2017-18, averaging 17.6 points, 5.8 rebounds and 2.1 assists per game, as he led the NEC in steals and was fourth in scoring
- Four-time conference player of the week who reached double figures 30 times as a sophomore


**MISC. STATS**

Category	2019-20	Career*
Double-Figure Scoring	5	46
Double-Figure Rebounding	0	3
Double-Figure Assists	0	0
Double-Doubles	0	3
Led NU in Scoring	1	1
Led NU in Rebounding	1	1
Led NU in Assists	0	0
20+ Point Games	1	11
30+ Point Games	0	0

\*Includes Robert Morris

**TOP PERFORMANCES OF 2019-20**

Category	No.	Opponent (Date)
Points	21	vs. South Florida (11/27/19)
	17	South Dakota State (11/15/19)
	14	vs. George Mason (11/26/19)
	14	vs. Washington State (11/25/19)
Rebounds	7	South Dakota State (11/15/19)
	7	at Creighton (12/7/19)
	5	vs. Washington State (11/25/19)
Assists	2	Southern Utah (11/9/19)
	2	vs. Washington State (11/25/19)
	2	at Creighton (12/7/19)



**#21 JACE PIATKOWSKI** | 6-4 | 175 | Fr. | G | Omaha, Neb.

**CAREER STATS**

Year	GP	GS	Min	Avg	Total					Rebounds					PF	FO	Ast	TO	Blk	Stl	Pts	Avg
					FG	FGA	Pct	3FG	3FGA	Pct	FT	FTA	Pct	Off								
2019-20	Has not played																					

**2019-20 GAME BY GAME**

Opponent	Date	GS	Min	TOTAL			3-PTS			REBOUNDS			PF	FO	A	TO	Blk	Stl	Pts	Avg	
				FG	FGA	Pct	3FG	3FGA	Pct	FT	FTA	Pct									Off
UC Riverside	11/5/19		DNP																		
Southern Utah	11/9/19		DNP																		
South Dakota State	11/15/19		DNP																		
Southern	11/22/19		DNP																		
vs. Washington State	11/25/19		DNP																		
vs. George Mason	11/26/19		DNP																		
vs. South Florida	11/27/19		DNP																		
at Georgia Tech	12/4/19		DNP																		
at Creighton	12/7/19		DNP																		
<b>Totals</b>		0	0	0	0	.000	0	0	.000	0	0	.000	0	0	0	0.0	0	0	0	0	0.0

**NOTING PIATKOWSKI**

- Walk-on who is a reserve guard on the 2019-20 Huskers
- Played at Elkhorn South, averaging 18.6 points and 3.3 rebounds per game as a senior, highlighted by a 36-point performance against Lincoln High, to earn honorable-mention all-state honors from the Omaha World-Herald
- Was AAU teammates with fellow Husker freshmen Akol Arop, Charlie Easley and Bret Porter
- His father (Eric) played at Nebraska from 1991-94 and spent 14 years in the NBA
- The elder Piatkowski ranks second in school history with 1,934 points and was a two-time All-Big Eight pick and 1994 Big Eight Tournament MVP

**MISC. STATS**

Category	2019-20	Career
Double-Figure Scoring	0	0
Double-Figure Rebounding	0	0
Double-Figure Assists	0	0
Double-Doubles	0	0
Led NU in Scoring	0	0
Led NU in Rebounding	0	0
Led NU in Assists	0	0
20+ Point Games	0	0
30+ Point Games	0	0

**TOP PERFORMANCES OF 2019-20**

Category	No.	Opponent (Date)
Points	NA	
Rebounds	NA	
Assists	NA	



**#22 HAANIF CHEATHAM**

6-5 | 195 | Sr. | G | Fort Lauderdale, Fla.

**CAREER STATS**

Year	GP	GS	Min	Avg	Total										Rebounds				PF	FO	Ast	TO	Blk	Stl	Pts	Avg
					FG	FGA	Pct	3FG	3FGA	Pct	FT	FTA	Pct	Off	Def	Tot	Avg									
2015-16*	33	33	974	29.5	131	268	.489	29	75	.387	100	122	.820	13	98	111	3.4	67	1	73	88	1	34	391	11.8	
2016-17*	32	25	814	25.4	93	203	.458	13	40	.325	79	103	.767	22	101	123	3.8	49	0	71	51	4	23	278	8.7	
2017-18*	5	5	131	26.2	16	37	.432	5	13	.385	4	7	.571	2	12	14	2.8	7	0	7	8	0	5	41	8.2	
2018-19*	10	10	273	27.3	49	108	.454	8	22	.364	26	40	.650	4	44	48	4.8	12	0	19	24	2	12	132	13.2	
2019-20	9	9	294	32.7	43	75	.573	5	16	.313	22	37	.595	5	42	47	5.2	14	0	12	12	2	7	113	12.6	
<b>TOTAL</b>	<b>9</b>	<b>9</b>	<b>294</b>	<b>32.7</b>	<b>43</b>	<b>75</b>	<b>.573</b>	<b>5</b>	<b>16</b>	<b>.313</b>	<b>22</b>	<b>37</b>	<b>.595</b>	<b>5</b>	<b>42</b>	<b>47</b>	<b>5.2</b>	<b>14</b>	<b>0</b>	<b>12</b>	<b>12</b>	<b>2</b>	<b>7</b>	<b>113</b>	<b>12.6</b>	
<i>All*</i>	<i>89</i>	<i>82</i>	<i>2486</i>	<i>27.9</i>	<i>332</i>	<i>691</i>	<i>.480</i>	<i>60</i>	<i>166</i>	<i>.361</i>	<i>231</i>	<i>309</i>	<i>.748</i>	<i>46</i>	<i>297</i>	<i>343</i>	<i>3.9</i>	<i>149</i>	<i>1</i>	<i>182</i>	<i>183</i>	<i>9</i>	<i>81</i>	<i>955</i>	<i>10.7</i>	

**2019-20 GAME BY GAME**

Opponent	Date	GS	Min	TOTAL			3-PTS			REBOUNDS			PF	FO	A	TO	Blk	Stl	Pts	Avg					
				FG	FGA	Pct	3FG	FGA	Pct	FT	FTA	Pct									Off	Def	Tot	Avg	
UC Riverside	11/05/19	*	26	0	3	.000	0	2	.000	1	2	.500	0	2	2	2.0	0	0	3	1	0	1	1	1.0	
Southern Utah	11/09/19	*	35	1	3	.333	0	0	.000	2	5	.400	0	5	5	3.5	3	0	1	1	1	2	4	2.5	
South Dakota St.	11/15/19	*	30	8	11	.727	0	2	.000	1	3	.333	1	5	6	4.3	1	0	3	1	1	0	17	7.3	
Southern	11/22/19	*	34	2	5	.400	0	1	.000	1	3	.333	0	7	7	5.0	1	0	2	0	0	1	5	6.8	
vs. Washington St.	11/25/19	*	34	8	10	.800	2	3	.667	1	2	.500	1	6	7	5.4	3	0	0	3	0	0	19	9.2	
vs. George Mason	11/26/19	*	31	5	9	.556	2	4	.500	1	2	.500	0	1	1	4.7	0	0	0	0	0	1	13	9.8	
vs. South Florida	11/27/19	*	37	8	11	.727	1	1	1.000	9	11	.818	0	3	3	4.4	3	0	0	2	0	0	26	12.1	
at Georgia Tech	12/04/19	*	35	6	11	.545	0	1	.000	2	4	.500	2	9	11	5.3	2	0	2	3	0	2	14	12.4	
at Creighton	12/7/19	*	32	5	12	.417	0	2	.000	4	5	.800	1	4	5	5.2	1	0	1	1	0	0	14	12.6	
<b>Totals</b>			<b>9</b>	<b>294</b>	<b>43</b>	<b>75</b>	<b>.573</b>	<b>5</b>	<b>16</b>	<b>.313</b>	<b>22</b>	<b>37</b>	<b>.595</b>	<b>5</b>	<b>42</b>	<b>47</b>	<b>5.2</b>	<b>14</b>	<b>0</b>	<b>12</b>	<b>12</b>	<b>2</b>	<b>7</b>	<b>113</b>	<b>12.6</b>

- Cayman Islands Classic All-Tournament Team

**NOTING CHEATHAM**

- One of NU's most experienced players, as he has made 82 career starts and totaled over 950 points in his college career
- Led NU with 14 points and added five boards at Creighton
- Recorded his first career double-double with 14 points and a career-high 11 rebounds at Georgia Tech
- Earned a spot on the Cayman Islands Classic All-Tournament team, averaging 19.3 points per game on 70 percent shooting along with 3.7 rebounds per game
- Scored a career-high 26 points in the win over South Florida, hitting 8-of-11 shots from the field and 9-of-11 from the foul line.
- Led NU with 19 points on 8-of-10 shooting along with seven rebounds in the victory over Washington State
- Grabbed a team-high seven rebounds and had five points in the win over Southern
- Shined in the win over South Dakota State with 17 points on 8-of-11 shooting, six boards and three assists
- Spent the 2018-19 season at Florida Gulf Coast, averaging 13.2 points and 4.8 rebounds per game, as he reached double figures eight times in 10 games before missing the rest of the season with a shoulder injury
- Began his collegiate career at Marquette, where he spent two-plus seasons, and was named the team's best defensive player in 2015-16 and 2016-17
- Earned All-Big East Freshman team honors, averaging 11.8 points, 3.4 rebounds and 2.2 assists per game as he started all 33 games
- Was a top-100 recruit by all the major recruiting services at Pembroke Pines Charter High School, where he averaged 24.0 points, 5.0 rebounds and 3.0 assists per game

**MISC. STATS**

Category	2019-20	Career*
Double-Figure Scoring	6	50
Double-Figure Rebounding	1	1
Double-Figure Assists	0	0
Double-Doubles	1	1
Led NU in Scoring	4	4
Led NU in Rebounding	2	2
Led NU in Assists	1	1
20+ Point Games	1	9
30+ Point Games	0	0

\*Includes Marquette and Florida Gulf Coast

**TOP PERFORMANCES OF 2019-20**

Category	No.	Opponent (Date)
Points	26	vs. South Florida (11/27/19)
	19	vs. Washington State (11/25/19)
	17	South Dakota State (11/15/19)
Rebounds	11	at Georgia Tech (12/4/19)
	7	Southern (11/22/19)
	7	vs. Washington State (11/25/19)
Assists	3	UC Riverside (11/5/19)
	3	South Dakota State (11/15/19)
	2	Southern (11/22/19)



**#23 JERVAY GREEN** | 6-3 | 210 | Jr. | G | Denver, Colo.

**CAREER STATS**

Year	GP	GS	Total										Rebounds												
			Min	Avg	FG	FGA	Pct	3FG	3FGA	Pct	FT	FTA	Pct	Off	Def	Tot	Avg	PF	FO	Ast	TO	Blk	Stl	Pts	Avg
2019-20	9	9	283	31.4	32	87	.368	15	51	.294	14	26	.538	10	34	44	4.9	22	1	24	21	5	10	93	10.3
<b>TOTAL</b>	<b>9</b>	<b>9</b>	<b>283</b>	<b>31.4</b>	<b>32</b>	<b>87</b>	<b>.368</b>	<b>15</b>	<b>51</b>	<b>.294</b>	<b>14</b>	<b>26</b>	<b>.538</b>	<b>10</b>	<b>34</b>	<b>44</b>	<b>4.9</b>	<b>22</b>	<b>1</b>	<b>24</b>	<b>21</b>	<b>5</b>	<b>10</b>	<b>93</b>	<b>10.3</b>

**2019-20 GAME BY GAME**

Opponent	Date	GS	Min	TOTAL			3-PTS			REBOUNDS			PF	FO	A	TO	Blk	Stl	Pts	Avg				
				FG	FGA	Pct	3FG	FGA	Pct	FT	FTA	Pct									Off	Def	Tot	Avg
UC Riverside	11/05/19	*	33	2	9	.222	1	5	.200	0	2	.000	1	1	2	2.0	5	1	2	3	3	2	5	5.0
Southern Utah	11/09/19	*	46	6	18	.333	2	8	.250	4	6	.667	2	6	8	5.0	2	0	1	2	1	3	18	11.5
South Dakota St.	11/15/19	*	24	3	7	.429	0	3	.000	0	0	.000	0	4	4	4.7	2	0	5	2	0	0	6	9.7
Southern	11/22/19	*	36	7	12	.583	4	6	.667	4	7	.571	1	3	4	4.5	2	0	6	3	0	2	22	12.8
vs. Washington St.	11/25/19	*	27	5	9	.556	3	5	.600	3	4	.750	2	6	8	5.2	3	0	2	1	0	0	16	13.4
vs. George Mason	11/26/19	*	24	1	7	.143	0	5	.000	0	0	.000	1	3	4	5.0	3	0	5	2	0	1	2	11.5
vs. South Florida	11/27/19	*	27	1	4	.250	1	3	.333	0	0	.000	0	3	3	4.7	1	0	0	3	0	0	3	10.3
at Georgia Tech	12/04/19	*	34	4	13	.308	3	10	.300	0	2	.000	1	4	5	4.8	3	0	2	3	0	1	11	10.4
at Creighton	12/7/19	*	32	3	8	.375	1	6	.167	3	5	.600	2	4	6	4.9	1	0	1	2	1	1	10	10.3
<b>Totals</b>		<b>9</b>	<b>283</b>	<b>32</b>	<b>87</b>	<b>.368</b>	<b>15</b>	<b>51</b>	<b>.294</b>	<b>14</b>	<b>26</b>	<b>.538</b>	<b>10</b>	<b>34</b>	<b>44</b>	<b>4.9</b>	<b>22</b>	<b>1</b>	<b>24</b>	<b>21</b>	<b>5</b>	<b>10</b>	<b>93</b>	<b>10.3</b>

**NOTING GREEN**

- Junior college transfer who has been an impact addition to the Husker backcourt
- Had 10 points and six boards at Creighton
- Finished with 11 points, including a trio of 3-pointers and five rebounds against Georgia Tech
- Dished out five assists and grabbed four rebounds in the loss to George Mason
- Totaled 16 points and tied for the team lead with eight rebounds in the win over Washington State
- Keyed Nebraska's overtime win over Southern with a season-high 22 points, including four 3-pointers, along with six assists and four rebounds, as he scored six points in overtime
- Turned in a solid all-around effort against South Dakota State with six points, five assists and four boards in 24 minutes
- Nearly totaled a double-double against Southern Utah with 18 points and eight boards in 46 minutes
- Rated as the top combo guard and No. 8 overall JC player in the country according to JUCORrecruiting.com
- Spent two seasons at Western Nebraska Community College, where he totaled 1,278 points to rank second in school history, while also finishing in the top-10 on career charts for assists (fifth, 297), steals (seventh, 114) and 3-pointers (sixth, 134)
- Earned NJCAA All-America honors as a sophomore, averaging 23.6 points, 5.7 rebounds and 5.3 assists per game
- Region IX Co-Player of the Year finished eighth nationally in scoring and totaled six 30-point games in 2018-19
- Third Western Nebraska CC product to play at NU, joining Bernard Garner, who played on a pair of postseason squads in the mid-1990s and Mike Peltz, who walked on the team during the 2012-13 and 2013-14 seasons
- Attended George Washington High School in Denver where he averaged nearly 20 points, four rebounds, four assists and three steals for a team that went 25-3 and was the Class 5A runner-up as a senior
- Set the school's single-game scoring record with 64 points, breaking the mark held by former NBA star Chauncey Billups.

**MISC. STATS**

Category	2019-20	Career
Double-Figure Scoring	4	4
Double-Figure Rebounding	0	0
Double-Figure Assists	0	0
Double-Doubles	0	0
Led NU in Scoring	1	1
Led NU in Rebounding	1	1
Led NU in Assists	2	2
20+ Point Games	1	1
30+ Point Games	0	0

**TOP PERFORMANCES OF 2019-20**

Category	No.	Opponent (Date)
Points	22	Southern (11/22/19)
	18	Southern Utah (11/9/19)
	16	vs. Washington State (11/25/19)
Rebounds	8	Southern Utah (11/9/19)
	8	vs. Washington State (11/25/19)
	6	at Creighton (12/7/19)
Assists	6	Southern (11/22/19)
	5	vs. George Mason (11/26/19)
	5	South Dakota State (11/15/19)



**#24 YVAN OUEDRAOGO** | 6-9 | 260 | Fr. | F | Bordeaux, France

### CAREER STATS

Year	GP	GS	Total										Rebounds					PF	FO	Ast	TO	Blk	Stl	Pts	Avg
			Min	Avg	FG	FGA	Pct	3FG	3FGA	Pct	FT	FTA	Pct	Off	Def	Tot	Avg								
2019-20	9	9	171	19.0	18	42	.429	0	0	.000	9	22	.409	19	26	45	5.0	11	0	4	15	4	5	45	5.0
<b>TOTAL</b>	<b>9</b>	<b>9</b>	<b>171</b>	<b>19.0</b>	<b>18</b>	<b>42</b>	<b>.429</b>	<b>0</b>	<b>0</b>	<b>.000</b>	<b>9</b>	<b>22</b>	<b>.409</b>	<b>19</b>	<b>26</b>	<b>45</b>	<b>5.0</b>	<b>11</b>	<b>0</b>	<b>4</b>	<b>15</b>	<b>4</b>	<b>5</b>	<b>45</b>	<b>5.0</b>

### 2019-20 GAME BY GAME

Opponent	Date	GS	Min	TOTAL			3-PTS			FT			REBOUNDS				PF	FO	A	TO	Blk	Stl	Pts	Avg	
				FG	FGA	Pct	3FG	FGA	Pct	FT	FTA	Pct	Off	Def	Tot	Avg									
UC Riverside	11/05/19	*	21	4	6	.667	0	0	.000	1	4	.250	0	3	3	3.0	1	0	1	1	1	2	9	9.0	
Southern Utah	11/09/19	*	14	1	6	.167	0	0	.000	0	0	.000	2	3	5	4.0	1	0	0	2	0	0	2	5.5	
South Dakota St.	11/15/19	*	21	3	7	.429	0	0	.000	0	1	.000	6	6	12	6.7	4	0	2	5	0	0	6	5.7	
Southern	11/22/19	*	22	3	4	.750	0	0	.000	5	7	.714	1	3	4	6.0	0	0	0	0	1	0	11	7.0	
vs. Washington St.	11/25/19	*	14	2	4	.500	0	0	.000	0	2	.000	1	0	1	5.0	1	0	0	2	0	0	4	6.4	
vs. George Mason	11/26/19	*	20	1	2	.500	0	0	.000	0	0	.000	3	2	5	5.0	1	0	0	1	2	2	2	5.7	
vs. South Florida	11/27/19	*	24	2	3	.667	0	0	.000	2	2	1.000	1	4	5	5.0	2	0	0	1	0	0	6	5.7	
at Georgia Tech	12/04/19	*	23	1	5	.200	0	0	.000	1	4	.250	4	3	7	5.3	0	0	1	2	0	1	3	5.4	
at Creighton	12/7/19	*	12	1	5	.200	0	0	.000	0	2	.000	1	2	3	5.0	1	0	0	1	0	0	2	5.0	
<b>Totals</b>			<b>9</b>	<b>171</b>	<b>18</b>	<b>42</b>	<b>.429</b>	<b>0</b>	<b>0</b>	<b>.000</b>	<b>9</b>	<b>22</b>	<b>.409</b>	<b>19</b>	<b>26</b>	<b>45</b>	<b>5.0</b>	<b>11</b>	<b>0</b>	<b>4</b>	<b>15</b>	<b>4</b>	<b>5</b>	<b>45</b>	<b>5.0</b>

### NOTING OUEDRAOGO

- Freshman who doesn't turn 18 until following the Big Ten Tournament and is believed to be the youngest player in the Big Ten
- Grabbed seven rebounds and added three points at Georgia Tech
- Totaled six points and a team-high five rebounds in the win over South Florida
- Reached double figures for the first time in his career with 11 points, including six in overtime, and four rebounds against Southern
- Grabbed a season-high 12 rebounds and scored six points in 21 minutes vs. South Dakota State
- Totaled nine points and five boards in his collegiate debut against UC Riverside
- Spent the summer playing for the French U-18 National Team, helping France to a 6-1 record and fifth-place finish at the European Championships
- Attended the National Institute of Sport, Expertise and Performance (INSEP), a program which produced Clint Capela, Boris Diaw and Tony Parker, among others
- Represented France in the 2018 FIBA U-16 European Championships, when he averaged 12.7 points and 9.7 rebounds per game to earn team MVP honors

### MISC. STATS

Category	2019-20	Career
Double-Figure Scoring	1	1
Double-Figure Rebounding	1	1
Double-Figure Assists	0	0
Double-Doubles	0	0
Led NU in Scoring	0	0
Led NU in Rebounding	3	3
Led NU in Assists	0	0
20+ Point Games	0	0
30+ Point Games	0	0

### TOP PERFORMANCES OF 2019-20

Category	No.	Opponent (Date)
Points	11	Southern (11/22/19)
	9	UC Riverside (11/5/19)
	6	vs. South Florida (11/27/19)
	6	South Dakota State (11/15/19)
Rebounds	12	South Dakota State (11/15/19)
	7	at Georgia Tech (12/4/19)
	5	Southern Utah (11/9/19)
	5	vs. George Mason (11/26/19)
	5	vs. South Florida (11/27/19)
Blocks	2	vs. George Mason (11/26/19)
	1	UC Riverside (11/5/19)
	1	Southern (11/22/19)



**#25 MATEJ KAVAZ** | 6-8 | 200 | Sr. | F | Ljubljana, Slovenia

**CAREER STATS**

Year	Total											Rebounds													
	GP	GS	Min	Avg	FG	FGA	Pct	3FG	3FGA	Pct	FT	FTA	Pct	Off	Def	Tot	Avg	PF	FO	Ast	TO	Blk	Stl	Pts	Avg
2016-17*	27	0	549	20.3	81	185	.438	42	104	.404	29	42	.690	11	68	79	2.9	51	2	15	23	9	6	233	8.6
2017-18*	33	31	1038	31.5	171	361	.474	91	196	.464	68	86	.791	38	131	169	5.1	100	1	41	67	7	13	501	15.2
2018-19*	24	16	555	23.1	82	179	.458	44	96	.458	38	48	.792	14	96	110	4.6	33	0	16	20	1	6	246	10.3
2019-20	9	1	165	18.3	17	45	.378	9	29	.310	10	14	.714	0	10	10	1.1	11	0	6	5	1	1	53	5.9
<b>TOTAL</b>	<b>9</b>	<b>1</b>	<b>165</b>	<b>18.3</b>	<b>17</b>	<b>45</b>	<b>.378</b>	<b>9</b>	<b>29</b>	<b>.310</b>	<b>10</b>	<b>14</b>	<b>.714</b>	<b>0</b>	<b>10</b>	<b>10</b>	<b>1.1</b>	<b>11</b>	<b>0</b>	<b>6</b>	<b>5</b>	<b>1</b>	<b>1</b>	<b>53</b>	<b>5.9</b>
<i>All*</i>	<i>93</i>	<i>48</i>	<i>2313</i>	<i>24.9</i>	<i>351</i>	<i>770</i>	<i>.456</i>	<i>186</i>	<i>425</i>	<i>.438</i>	<i>145</i>	<i>190</i>	<i>.763</i>	<i>63</i>	<i>305</i>	<i>368</i>	<i>4.0</i>	<i>195</i>	<i>3</i>	<i>78</i>	<i>115</i>	<i>18</i>	<i>26</i>	<i>1033</i>	<i>11.1</i>

**2019-20 GAME BY GAME**

Opponent	Date	GS	Min	TOTAL			3-PTS			REBOUNDS			PF	FO	A	TO	Blk	Stl	Pts	Avg				
				FG	FGA	Pct	3FG	FGA	Pct	FT	FTA	Pct									Off	Def	Tot	Avg
UC Riverside	11/05/19	25	3	5	.600	2	3	.667	2	3	.667	0	1	1	1.0	1	0	1	0	0	10	10.0		
Southern Utah	11/09/19	19	0	3	.000	0	2	.000	2	4	.500	0	2	2	1.5	2	0	0	0	0	2	6.0		
South Dakota St.	11/15/19	17	1	6	.167	0	4	.000	0	0	.000	0	3	3	2.0	1	0	0	1	0	2	4.7		
Southern	11/22/19	21	3	6	.500	3	6	.500	1	1	1.000	0	1	1	1.8	0	0	0	2	1	1	10	6.0	
vs. Washington St.	11/25/19	14	1	3	.333	0	1	.000	0	0	.000	0	0	0	1.4	2	0	0	0	0	2	5.2		
vs. George Mason	11/26/19	16	2	7	.286	1	4	.250	5	6	.833	0	2	2	1.5	2	0	2	0	0	0	10	6.0	
vs. South Florida	11/27/19	17	3	4	.750	0	0	.000	0	0	.000	0	0	0	1.3	0	0	1	0	0	0	6	6.0	
at Georgia Tech	12/04/19	12	0	3	.000	0	2	.000	0	0	.000	0	1	1	1.3	1	0	1	0	0	0	0	5.3	
at Creighton	12/7/19	24	4	8	.500	3	7	.429	0	0	.000	0	0	0	1.1	2	0	1	1	0	0	11	5.9	
<b>Totals</b>		<b>1</b>	<b>165</b>	<b>17</b>	<b>45</b>	<b>.378</b>	<b>9</b>	<b>29</b>	<b>.310</b>	<b>10</b>	<b>14</b>	<b>.714</b>	<b>0</b>	<b>10</b>	<b>10</b>	<b>1.1</b>	<b>11</b>	<b>0</b>	<b>6</b>	<b>5</b>	<b>1</b>	<b>1</b>	<b>53</b>	<b>5.9</b>

**NOTING KAVAS**

- Graduate transfer who is an excellent shooter and gives NU scoring punch off the bench
- Set season highs in points (11) and 3-pointers (three) in 24 minutes at Creighton
- Made his first start as a Husker against South Florida, finishing with six points on 3-of-4 shooting in 17 minutes
- Had 10 points, two rebounds and two assists in the loss to George Washington
- Went over 1,000 career points with 10 points, including a trio of 3-pointers, in 21 minutes against Southern
- Reached double figures in his Husker debut with 10 points in 25 minutes against UC Riverside
- Spent four seasons at Seattle University before graduating in the summer of 2019, totaling nearly 1,000 points, including 177 3-pointers
  - Was a preseason All-WAC pick before missing significant time with a shin injury in 2018-19, but still averaged 10.3 points and 4.6 rebounds per game while shooting 46 percent from 3-point range
  - Named second-team All-WAC as a sophomore, averaging 15.2 points, 5.1 rebounds and 1.2 assists per game while pacing the conference in both 3-point percentage (.464) and 3-pointers per game (2.8)
  - Was WAC Freshman of the Year in 2016-17, averaging 8.6 points per game while shooting 40 percent from 3-point range
  - His older brother (Andraz) plays professionally overseas after his college career at Harding (Ark.) University

**MISC. STATS**

Category	2019-20	Career*
Double-Figure Scoring	4	59
Double-Figure Rebounding	0	3
Double-Figure Assists	0	0
Double-Doubles	0	2
Led NU in Scoring	0	0
Led NU in Rebounding	0	0
Led NU in Assists	0	0
20+ Point Games	0	12
30+ Point Games	0	0

\*Includes Seattle

**TOP PERFORMANCES OF 2019-20**

Category	No.	Opponent (Date)
Points	11	at Creighton (12/7/19)
	10	UC Riverside (11/5/19)
	10	Southern (11/22/19)
	10	vs. George Mason (11/26/19)
Rebounds	3	South Dakota State (11/15/19)
	2	Southern Utah (11/9/19)
	2	vs. George Mason (11/26/19)
Assists	2	vs. George Mason (11/26/19)



**#30 CHARLIE EASLEY** | 6-2 | 190 | Fr. | F | Lincoln, Neb.

#### CAREER STATS

Year	GP	GS	Total											Rebounds				PF	FO	Ast	TO	Blk	Stl	Pts	Avg
			Min	Avg	FG	FGA	Pct	3FG	3FGA	Pct	FT	FTA	Pct	Off	Def	Tot	Avg								
2019-20	5	0	8	1.6	2	2	1.000	0	0	.000	0	2	.000	1	0	1	0.2	0	0	1	2	0	0	4	0.8
<b>TOTAL</b>	<b>5</b>	<b>0</b>	<b>8</b>	<b>1.6</b>	<b>2</b>	<b>2</b>	<b>1.000</b>	<b>0</b>	<b>0</b>	<b>.000</b>	<b>0</b>	<b>2</b>	<b>.000</b>	<b>1</b>	<b>0</b>	<b>1</b>	<b>0.2</b>	<b>0</b>	<b>0</b>	<b>1</b>	<b>2</b>	<b>0</b>	<b>0</b>	<b>4</b>	<b>0.8</b>

#### 2019-20 GAME BY GAME

Opponent	Date	GS	Min	TOTAL			3-PTS			REBOUNDS			PF	FO	A	TO	Blk	Stl	Pts	Avg				
				FG	FGA	Pct	3FG	FGA	Pct	FT	FTA	Pct									Off	Def	Tot	Avg
UC Riverside	11/05/19	1	0	0	.000	0	0	.000	0	0	.000	1	0	1	1.0	0	0	0	1	0	0.0			
Southern Utah	11/9/19	DNP																						
South Dakota St.	11/15/19	1	0	0	.000	0	0	.000	0	2	.000	0	0	0	0.5	0	0	0	0	0	0.0			
Southern	11/22/19	DNP																						
vs. Washington State	11/25/19	DNP																						
vs. George Mason	11/26/19	1	0	0	.000	0	0	.000	0	0	.000	0	0	0	0.3	0	0	0	0	0	0.0			
vs. South Florida	11/27/19	DNP																						
at Georgia Tech	12/04/19	1	0	0	.000	0	0	.000	0	0	.000	0	0	0	0.3	0	0	1	0	0	0.0			
at Creighton	12/7/19	4	2	2	1.000	0	0	.000	0	0	.000	0	0	0	0.2	0	0	1	0	0	4	0.8		
<b>Totals</b>		<b>0</b>	<b>8</b>	<b>2</b>	<b>2</b>	<b>1.000</b>	<b>0</b>	<b>0</b>	<b>.000</b>	<b>0</b>	<b>2</b>	<b>.000</b>	<b>1</b>	<b>0</b>	<b>1</b>	<b>0.2</b>	<b>0</b>	<b>0</b>	<b>1</b>	<b>2</b>	<b>0</b>	<b>0</b>	<b>4</b>	<b>0.8</b>

#### NOTING EASLEY


- True freshman who walked on to the team after a prolific high school career at Lincoln Pius X High School
- Had four points and an assist in four minutes against Creighton
- Saw action in the loss at Georgia Tech
- Played against George Mason, but had no stats in the loss to the Patriots
- Saw action in NU's win over South Dakota State, but did not score
- Played the final minute of NU's season opener against UC Riverside
- Was a three-year starter who finished with a school-record 1,412 points
- Guided Pius X to a 27-2 record and a Class B state title in 2019 after averaging 23.3 points, 6.1 rebounds, 4.1 assists and 3.1 steals per game
- Was AAU teammates with fellow Husker freshmen Akol Arop, Jace Piatkowski and Bret Porter

#### MISC. STATS

Category	2019-20	Career
Double-Figure Scoring	0	0
Double-Figure Rebounding	0	0
Double-Figure Assists	0	0
Double-Doubles	0	0
Led NU in Scoring	0	0
Led NU in Rebounding	0	0
Led NU in Assists	0	0
20+ Point Games	0	0
30+ Point Games	0	0

#### TOP PERFORMANCES OF 2019-20

Category	No.	Opponent (Date)
Points	4	at Creighton (12/7/19)
Rebounds	1	UC Riverside (11/5/19)
Assists	1	at Creighton (12/7/19)



**#34 THORIR THORBJARNARSON** | 6-6 | 205 | Jr. | G | Reykjavik, Iceland

**CAREER STATS**

Year	GP	GS	Total		Total									Rebounds				PF	FO	Ast	TO	Blk	Stl	Pts	Avg
			Min	Avg	FG	FGA	Pct	3FG	3FGA	Pct	FT	FTA	Pct	Off	Def	Tot	Avg								
2017-18	9	0	19	2.1	3	7	.429	2	5	.400	0	0	.000	1	3	4	0.4	4	0	3	1	0	1	8	0.9
2018-19	25	7	307	12.3	19	56	.339	4	23	.174	8	12	.667	10	43	53	2.1	25	0	29	13	5	14	50	2.0
2019-20	9	1	176	19.6	18	34	.529	10	19	.526	5	7	.714	3	30	33	3.7	14	0	2	7	2	5	51	5.7
<b>TOTAL</b>	<b>43</b>	<b>8</b>	<b>502</b>	<b>11.7</b>	<b>40</b>	<b>97</b>	<b>.412</b>	<b>16</b>	<b>47</b>	<b>.340</b>	<b>13</b>	<b>19</b>	<b>.684</b>	<b>14</b>	<b>76</b>	<b>90</b>	<b>2.1</b>	<b>43</b>	<b>0</b>	<b>34</b>	<b>21</b>	<b>7</b>	<b>20</b>	<b>109</b>	<b>2.5</b>

**2019-20 GAME BY GAME**

Opponent	Date	GS	Min	TOTAL			3-PTS			FT			REBOUNDS				PF	FO	A	TO	Blk	Stl	Pts	Avg
				FG	FGA	Pct	3FG	FGA	Pct	FT	FTA	Pct	Off	Def	Tot	Avg								
UC Riverside	11/05/19	15	0	0	.000	0	0	.000	0	0	.000	1	3	4	4.0	0	0	1	0	0	0	0	0.0	
Southern Utah	11/09/19	22	2	3	.667	1	2	.500	2	2	1.000	0	4	4	4.0	1	0	0	1	0	1	7	3.5	
South Dakota St.	11/15/19	16	2	6	.333	1	4	.250	0	0	.000	0	4	4	4.0	2	0	1	0	0	1	5	4.0	
Southern	11/22/19	24	2	3	.667	2	2	1.000	1	2	.500	0	2	2	3.5	3	0	0	0	1	0	7	4.8	
vs. Washington St.	11/25/19	17	1	2	.500	1	1	1.000	0	0	.000	0	2	2	3.2	2	0	0	1	0	1	3	4.4	
vs George Mason	11/26/19	20	1	3	.333	0	1	.000	0	1	.000	0	4	4	3.3	1	0	0	1	0	0	2	4.0	
vs. South Florida	11/27/19	17	2	5	.400	0	2	.000	0	0	.000	0	3	3	3.3	1	0	0	0	0	0	4	4.0	
at Georgia Tech	12/04/19	21	4	7	.571	1	2	.500	2	2	1.000	2	5	7	3.8	2	0	0	3	1	2	11	4.9	
at Creighton	12/7/19	*	24	4	5	.800	4	5	.800	0	0	.000	0	3	3	3.7	2	0	0	1	0	0	12	5.7
<b>Totals</b>		<b>1</b>	<b>176</b>	<b>18</b>	<b>34</b>	<b>.529</b>	<b>10</b>	<b>19</b>	<b>.526</b>	<b>5</b>	<b>7</b>	<b>.714</b>	<b>3</b>	<b>30</b>	<b>33</b>	<b>3.7</b>	<b>14</b>	<b>0</b>	<b>2</b>	<b>7</b>	<b>2</b>	<b>5</b>	<b>51</b>	<b>5.7</b>

**NOTING THORBJARNARSON**

- Is in his third year at Nebraska and possesses a high basketball IQ
- Posted his second straight career high with 12 points on 4-of-5 shooting from 3-point range at Creighton
- Totaled a then-career-high 11 points on 4-of-7 shooting and a season-high seven boards in 21 minutes at Georgia Tech
- Played in all three games in the Cayman Islands Classic, averaging 3.0 points and 3.0 rebounds per game
- Played a big role in NU's comeback over Southern, scoring seven second-half points, including back-to-back 3-pointers in a 7-0 spurt that trimmed an eight-point deficit to one.
- Gave a spark with five points and four rebounds in 16 minutes off the bench in the win over South Dakota State
- Came off the bench with seven points and four rebounds in 22 minutes against Southern Utah
- Played for the Iceland National Team during the Games of the Small States of Europe in the summer of 2019, averaging 10 points per game
- Was in the rotation during the second half of the 2018-19 season, playing in 25 contests, including seven starts
- Averaged 2.0 points, 2.1 rebounds and 1.2 assists per game, while posting a 2.2-to-1 assist-to-turnover ratio
- Closed his sophomore year with eight points, three assists and two steals in a start against TCU in the 2019 NIT
- Saw limited time as a freshman, appearing in nine games and totaling eight points, four rebounds and three assists
- Nebraska's first scholarship player from Iceland and one of the few players from the nation on Division I teams
- Played for KR Reykjavik in the Icelandic League for three years (2015-17), helping the team to three straight titles and a pair of Icelandic Cups in 2016 and 2017
- Averaged 10.2 points, 2.6 rebounds and 1.9 assists per game for a team that went 26-8 and won the league championship in the top pro league in the country in 2016-17

**MISC. STATS**

Category	2019-20	Career
Double-Figure Scoring	2	2
Double-Figure Rebounding	0	1
Double-Figure Assists	0	0
Double-Doubles	0	0
Led NU in Scoring	0	0
Led NU in Rebounding	0	1
Led NU in Assists	0	1
20+ Point Games	0	0
30+ Point Games	0	0

**TOP PERFORMANCES OF 2019-20**

Category	No.	Opponent (Date)
Points	12	at Creighton (12/7/19)
	11	at Georgia Tech (12/4/19)
	7	Southern Utah (11/9/19)
	7	Southern (11/22/19)
Rebounds	7	at Georgia Tech (12/4/19)
	4	Southern Utah (11/9/19)
	4	UC Riverside (11/5/19)
	4	South Dakota State (11/15/19)
	4	vs. George Mason (11/26/19)
Assists	1	UC Riverside (11/5/19)
	1	South Dakota State (11/15/19)



**#44 BRET PORTER** | 6-6 | 215 | Fr. | F | Omaha, Neb.

#### CAREER STATS

Year	GP	GS	Min	Avg	Total					Rebounds					PF	FO	Ast	TO	Blk	Stl	Pts	Avg
					FG	FGA	Pct	3FG	3FGA	Pct	FT	FTA	Pct	Off								
2019-20	Has not played																					

#### 2019-20 GAME BY GAME

Opponent	Date	GS	Min	TOTAL			3-PTS			REBOUNDS			PF	FO	A	TO	Blk	Stl	Pts	Avg	
				FG	FGA	Pct	3FG	3FGA	Pct	FT	FTA	Pct									Off
UC Riverside	11/5/19		DNP																		
Southern Utah	11/9/19		DNP																		
South Dakota State	11/15/19		DNP																		
Southern	11/22/19		DNP																		
vs. Washington State	11/25/19		DNP																		
vs. George Mason	11/26/19		DNP																		
vs. South Florida	11/27/19		DNP																		
at Georgia Tech	12/4/19		DNP																		
at Creighton	12/7/19		DNP																		
<b>Totals</b>		0	0	0	0	.000	0	0	.000	0	0	.000	0	0	0	0.0	0	0	0	0	0.0

#### NOTING PORTER

- Walk-on forward who provides depth in the frontcourt
- Returned from a torn ACL in June of 2018 to play as a senior, averaging 6.2 points and 4.4 rebounds as Millard North High School reached the district final
- Enjoyed a strong junior season, averaging 13.5 points and 7.5 rebounds per game for the Mustangs
- Was AAU teammates with fellow Husker freshmen Akol Arop, Jace Piatkowski and Charlie Easley
- Is a fourth-generation athlete at Nebraska, as his father (Budge, 1975) grandfather (Mort, 1943, 1946-47) and great grandfather (Grove, 1913-15) all played football for the Cornhuskers

#### MISC. STATS

Category	2019-20	Career
Double-Figure Scoring	0	0
Double-Figure Rebounding	0	0
Double-Figure Assists	0	0
Double-Doubles	0	0
Led NU in Scoring	0	0
Led NU in Rebounding	0	0
Led NU in Assists	0	0
20+ Point Games	0	0
30+ Point Games	0	0

#### TOP PERFORMANCES OF 2019-20

Category	No.	Opponent (Date)
Points	NA	
Rebounds	NA	
Assists	NA	



**#4 SHAMIEL STEVENSON** | 6-6 | 245 | Jr. | G/F | Toronto, Ontario, Canada

**CAREER STATS**

Year	GP	GS	Min	Avg	Total							Rebounds							PF	FO	Ast	TO	Blk	Stl	Pts	Avg
					FG	FGA	Pct	3FG	3FGA	Pct	FT	FTA	Pct	Off	Def	Tot	Avg									
2017-18*	32	13	761	23.8	95	188	.505	15	40	.375	68	112	.607	27	114	141	4.4	50	0	33	72	8	16	273	8.5	
2018-19*	4	0	32	8.0	7	12	.583	1	1	1.000	0	1	.000	0	7	7	1.8	3	0	3	1	1	3	15	3.8	
All*	36	13	793	22.0	102	200	.510	16	41	.390	68	113	.602	27	121	148	4.1	53	0	36	73	9	19	288	8.0	

**NOTING STEVENSON**

- Will redshirt this season following his NCAA appeal being denied on Nov. 26, 2019
- Played in 32 games, including 13 starts at Pittsburgh in 2017-18, averaging 8.5 points on 51 percent shooting and 4.4 rebounds per game to rank second on the Panthers in rebounds
- Reached double figures 13 times, including a career-high 19 points against Montana
- Played at Hillcrest (Ariz.) Prep, averaging 14.2 points and 6.3 rebounds and was selected to play in the 2017 BioSteel All-Canadian Game



**#13 DERRICK WALKER** | 6-8 | 235 | Jr. | F | Kansas City, Mo.

**CAREER STATS**

Year	GP	GS	Min	Avg	Total							Rebounds							PF	FO	Ast	TO	Blk	Stl	Pts	Avg
					FG	FGA	Pct	3FG	3FGA	Pct	FT	FTA	Pct	Off	Def	Tot	Avg									
2017-18*	34	0	299	8.8	28	47	.596	0	0	.000	10	25	.400	29	46	75	2.2	43	0	9	21	7	3	66	1.9	
2018-19*	30	0	160	5.3	10	19	.526	0	0	.000	5	19	.263	8	24	32	1.1	28	0	7	6	3	6	25	0.8	
All*	64	0	459	7.2	38	66	.576	0	0	.000	15	44	.341	37	70	107	1.7	71	0	16	27	10	9	91	1.4	

**2019-20 GAME BY GAME**

**NOTING WALKER**

- Walker is sitting out the 2019-20 season after transferring from Tennessee
- Played in 30 games at Tennessee in 2018-19 as the Volunteers reached the NCAA Sweet 16
- Helped the Volunteers to an SEC title in 2017-18, playing in 34 games and averaging 1.9 points and 2.2 rebounds per outing
- A four-star prospect by ESPN who played at Sunrise (Kan.) Christian Academy, averaging 14 points and seven rebounds per game in 2016-17
- Played on MOKAN Elite AAU program with NBA first-round picks Trae Young and Michael Porter Jr.
- Spent freshman-junior years at Raytown High School, the alma mater of former Husker great Tyronn Lue



**#45 DALANO BANTON** | 6-8 | 195 | So. | G | Toronto, Ontario, Canada

**CAREER STATS**

Year	GP	GS	Min	Avg	Total							Rebounds							PF	FO	Ast	TO	Blk	Stl	Pts	Avg
					FG	FGA	Pct	3FG	3FGA	Pct	FT	FTA	Pct	Off	Def	Tot	Avg									
2018-19*	31	12	469	15.1	39	96	.406	8	37	.216	19	34	.559	16	76	92	3.0	27	0	65	52	16	14	105	3.4	
All*	31	12	469	15.1	39	96	.406	8	37	.216	19	34	.559	16	76	92	3.0	27	0	65	52	16	14	105	3.4	

**NOTING BANTON**

- Transfer from Western Kentucky who will sit out the 2019-20 season and have three years of eligibility remaining
- Reclassified to the class of 2018 to play at Western Kentucky, where he averaged 3.4 points, 3.0 rebounds and 2.1 assists per game
- Made 12 starts and his best performance was a 13-rebound, 10-assist, eight-point effort in a win over No. 15 Wisconsin
- Top 100 recruit (Rivals and 247Sports) who played at Redemption (N.Y.) Christian Academy and was named conference MVP in his final year at the school
- Played in the BioSteel All-Canadian Game, finishing with 19 points on 9-of-16 shooting, eight rebounds and three steals



# UC RIVERSIDE 66, NEBRASKA 47



Official Basketball Box Score - Final  
UC Riverside at Nebraska  
11/09/19 Pinnacle Bank Arena, Lincoln  
Nebraska vs. UC Riverside

Game Time: 8:06 PM  
Game Duration: 1:54  
Attendance: 15,745

Officials: Lamont Simpson, Chris Beaver, Steve Horacki

UC Riverside - 66

Record: 1-0

NO. Name	Min	FG	3P	FT	Rebounds	Fouls	TP	AS	TO	ST	Blocks	BS	BA	+-
		M/A	M/A	M/A	OR DR TOT	PF					BS	BA		
25 Collan McRae	C 29:01	4-9	0-0	1-2	4 2 6	4 2	9	2	3	2	1	3	9	
0 Dragan Elkaz	G 31:20	5-9	4-8	0-0	1 4 5	4 0	14	0	0	0	0	0	14	
13 Khy Kabbelis	G 16:34	1-6	0-1	0-0	0 2 2	0 0	2	2	1	1	0	0	2	
22 Dominick Pickett	G 25:43	2-7	2-4	4-5	0 1 1	2 3	10	0	1	0	0	1	2	
35 George Willborn III	G 29:18	6-11	1-2	0-0	4 14 18	4 0	13	2	6	3	0	0	7	
3 DJ McDonald	22:48	4-6	4-6	3-3	0 2 2	1 3	15	0	2	0	0	0	21	
5 Zyon Pullin	26:18	1-4	1-3	0-0	0 0 0	1 3	3	2	2	0	0	0	22	
11 Zac Watson	18:58	0-3	0-1	0-0	4 8 12	2 0	0	4	1	2	1	0	18	
Team					2 1 3	0	2							
Totals		23-55	12-25	6-9	13 36 49	18 11	66	12	18	8	2	6	19	

Technical Fouls: NONE

Nebraska - 47

Record: 6-1

NO. Name	Min	FG	3P	FT	Rebounds	Fouls	TP	AS	TO	ST	Blocks	BS	BA	+-
		M/A	M/A	M/A	OR DR TOT	PF					BS	BA		
24 Yvan Ouedraogo	F 20:45	4-6	0-0	1-4	0 3 3	1 3	9	1	1	2	1	0	-6	
3 Cam Mack	G 32:22	4-13	2-5	1-2	3 6 9	1 4	11	3	2	0	1	0	-16	
11 Dachon Burke	G 22:42	2-7	0-3	3-4	0 2 2	0 2	7	0	2	1	0	0	-7	
22 Haanif Cheatham	G 25:59	0-3	0-2	1-2	0 2 2	0 2	1	3	1	1	0	0	-14	
23 Jervey Green	G 32:20	2-9	1-5	0-2	1 1 2	5 2	5	2	3	2	3	0	-9	
1 Kevin Cross	14:01	1-10	1-6	1-2	3 0 3	2 1	4	0	0	0	0	0	-5	
25 Matej Kavas	24:39	3-5	2-3	2-3	0 1 1	1 1	2	10	1	0	0	0	-22	
34 Thorir Thorbjarnarson	15:03	0-0	0-0	0 0 0	1 3 4	0 0	0	1	0	0	0	0	-5	
15 Samari Curtis	09:31	0-1	0-1	0-0	0 0 0	1 0	0	1	0	0	1	0	-9	
0 Akol Arop	01:19	0-1	0-0	0-0	1 1 0	0 0	0	0	0	0	0	0	-1	
30 Charlie Easley	01:19	0-0	0-0	0-0	1 0 1	0 0	0	0	0	0	0	0	-1	
Team					0 1 1	0	0							
Totals		16-55	6-26	9-19	9 20 29	11 18	47	12	11	6	2	2	-19	

Technical Fouls: NONE

UCR	NEB
Biggest lead	20 (2 <sup>nd</sup> 1:19) 9 (1 <sup>st</sup> 13:12)
Best Scoring Run	9 (2 <sup>nd</sup> 13:09) 9 (1 <sup>st</sup> 13:12)
Lead Changes	4
Times Tied	5
Time with Lead	24:14 12:38

Points from Turnovers	UCR	NEB
	3	14
Second Chance	11	0
Fast Breaks	5	10
Bench	18	14

Period by Period Scoring	1st	2nd	TOT
UCR	32	34	66
NEB	28	19	47

Game Notes: Actual Attendance 11,725+

# SOUTHERN UTAH 79, NEBRASKA 78 (2OT)



Official Basketball Box Score - Final  
Southern Utah at Nebraska  
11/09/19 Pinnacle Bank Arena, Lincoln, NE  
Nebraska vs. Southern Utah

Game Time: 1:01 PM  
Game Duration: 2:32  
Attendance: 15,821

Officials: Bill R, Donnie Epply, Brandon Cruz

Southern Utah - 79

Record: 2-0

NO. Name	Min	FG	3P	FT	Rebounds	Fouls	TP	AS	TO	ST	Blocks	BS	BA	+-
		M/A	M/A	M/A	OR DR TOT	PF					BS	BA		
25 Dwayne Morgan	F 35:11	6-16	0-4	7-8	4 7 11	4 5	19	1	4	2	1	1	-3	
32 Andre Adams	F 25:10	4-7	0-0	1-1	3 8 11	4 1	8	0	1	0	0	0	-5	
3 John Knight III	G 21:12	1-7	0-1	0-0	1 2 1	1 1	2	1	3	0	3	1	-16	
4 Dre Marin	G 37:56	3-10	2-8	2-2	0 5 5	2 1	10	3	1	0	1	0	11	
23 Cameron Olujitan	G 37:54	5-11	1-4	0-0	1 6 7	3 2	11	0	1	1	0	0	2	
1 Jakob Long	36:49	4-8	0-1	2-2	1 1 2	4 1	2	1	3	4	0	0	2	
1 Harrison Butler	22:27	3-7	0-0	0-2	0 5 5	4 2	6	2	0	0	0	0	2	
12 Maizen Fausett	23:11	5-10	1-5	2-6	2 6 8	0 4	13	1	3	0	1	0	6	
14 Daouda Ndiaye	10:10	0-0	0-0	0-0	1 1 2	1 0	0	0	0	0	1	0	-1	
Team					2 3 5	0	2							
Totals		31-76	4-23	13-21	15 43 58	23 17	79	10	18	7	7	5	1	

Shooting By Period	1 <sup>st</sup>	2 <sup>nd</sup>	3 <sup>rd</sup>	4 <sup>th</sup>	OT	TOT
1 <sup>st</sup> FG%	10-33	30.3%				
3PT%	2-13	15.4%				
FT%	4-4	100%				
2 <sup>nd</sup> FG%	18-32	56.3%				
3PT%	1-6	16.7%				
FT%	6-11	54.5%				
OT FG%	3-11	27.3%				
3PT%	1-4	25.0%				
FT%	9-9	50%				
GM FG%	31-76	40.8%				
3PT%	4-23	17.4%				
FT%	13-21	61.9%				

Dead Ball Rebounds: 4,0

Nebraska - 78

Record: 6-2

NO. Name	Min	FG	3P	FT	Rebounds	Fouls	TP	AS	TO	ST	Blocks	BS	BA	+-
		M/A	M/A	M/A	OR DR TOT	PF					BS	BA		
24 Yvan Ouedraogo	F 13:59	1-6	0-0	0-0	2 3 5	1 0	2	0	2	0	0	0	3	10
3 Cam Mack	G 41:41	5-14	0-6	3-6	1 6 7	2 5	13	1	3	2	1	0	-4	
11 Dachon Burke	G 33:58	4-10	1-4	4-4	0 4 4	4 3	13	2	1	1	1	0	-3	
22 Haanif Cheatham	G 35:34	1-3	0-0	2-5	0 5 5	3 5	4	1	1	2	1	1	3	
23 Jervey Green	G 45:34	6-18	2-8	4-6	2 6 8	2 4	18	1	2	3	1	2	-6	
1 Kevin Cross	35:50	8-15	1-3	2-2	3 2 5	1 2	19	0	2	0	1	1	-9	
25 Matej Kavas	18:47	0-3	0-2	2-4	0 2 2	2 2	0	0	0	0	0	0	-2	
15 Samari Curtis	03:06	0-1	0-0	0-0	0 0 0	1 0	0	0	1	0	0	0	-1	
34 Thorir Thorbjarnarson	21:31	2-3	1-2	2-2	0 4 4	1 2	7	0	1	1	1	0	0	
Team					2 2 4	0	0							
Totals		27-73	5-26	19-29	10 34 44	17 23	78	15	13	9	5	7	-1	

Technical Fouls: Marin 2<sup>nd</sup> OT 2:39

SU	NEB
Biggest lead	3 (2 <sup>nd</sup> 0:05) 14 (1 <sup>st</sup> 4:10)
Best Scoring Run	7 (2 <sup>nd</sup> 14:12) 9 (1 <sup>st</sup> 4:10)
Lead Changes	9
Times Tied	7
Time with Lead	05:22 37:14

Points from Turnovers	SU	NEB
	13	12
Second Chance	9	3
Fast Breaks	14	17
Bench	29	28

Period by Period Scoring	1st	2nd	OT1	OT2	TOT
SU	26	43	3	7	79
NEB	37	32	3	6	78

Game Notes: Actual Attendance 11,473+

# NEBRASKA 90, SOUTH DAKOTA STATE 73



Official Basketball Box Score - Final  
South Dakota St. at Nebraska  
11/15/19 Pinnacle Bank Arena, Lincoln  
Nebraska vs. South Dakota State

Game Time: 8:05 PM  
Game Duration: 1:55  
Attendance: 15,946

Officials: Steve McLunkins, Lewis Garrison, Edwin Young

South Dakota St. - 73

Record: 3-2

NO. Name	Min	FG	3P	FT	Rebounds	Fouls	TP	AS	TO	ST	Blocks	BS	BA	+-
		M/A	M/A	M/A	OR DR TOT	PF					BS	BA		
32 Matt Dentlinger	F 21:17	4-6	0-0	0-0	1 1 2	1 4	8	0	2	0	0	0	-16	
35 Douglas Wilson	F 32:31	6-12	0-0	3-6	8 6 14	1 5	15	1	2	0	2	1	-21	
0 Brandon Key	G 30:27	3-10	0-1	6-8	1 1 2	3 5	12	3	1	1	1	0	-15	
11 Noah Freidel	G 16:01	3-7	0-2	0-0	1 1 2	3 0	6	0	1	0	1	1	-19	
34 Alex Arians	G 22:27	3-7	2-5	0-0	0 4 4	1 1	8	0	3	1	0	0	-11	
31 Baylor Scheierman	23:31	3-10	0-4	0-0	0 8 8	4 0	6	2	0	0	0	0	-2	
23 Owen King	09:12	0-1	0-0	0-0	1 1 2	1 0	0	0	0	0	0	0	-2	
50 David Wingett	22:08	2-8	1-5	0-1	0 4 4	3 1	5	1	2	1	0	0	-6	
2 Tray Buchanan	17:08	5-8	0-2	3-3	0 2 2	1 2	13	0	1	1	1	0	-3	
1 Matt Mims	04:00	0-1	0-0	0-0	0 0 0	1 0	0	0	0	0	1	0	7	
22 Aaron Flegan	01:18	0-0	0-0	0-0	0 0 0	0 0	0	0	0	0	0	0	3	
Team					3 2 5	0	1							
Totals		29-70	3-21	12-18	14 30 44	20 19	73	7	13	5</				

# NEBRASKA 82, WASHINGTON STATE 71



Official Basketball Box Score - Final  
Washington St. at Nebraska  
11/29/19  
2019-20 Men's Basketball

Game Time: 6:30 PM  
Game Duration: 2:01  
Attendance: 690

Officials: John Higgins, John Gaffney, Jeff Anderson

Washington St. - 71		Record: 2-3													
NO. Name	Min	FG	3P	FT	Rebounds	Fouls	TP	AS	TO	ST	Blocks	BS	BA	+/	
		M-A	M-A	M-A	OR DR TOT	PF	FD				BS	BA			
4 Aljaz Kunc	28:16	1-5	0-3	0-0	2	4	6	3	2	2	1	0	1	0	-15
13 Jeff Pollard	15:46	2-2	0-0	0-0	1	0	1	2	0	4	0	0	0	1	0
1 Jervae Robinson	31:10	3-13	1-6	0-1	0	4	4	1	1	7	1	2	0	0	-8
2 CJ Elleby	28:33	9-21	2-7	7-7	2	4	6	3	6	27	1	3	2	1	0
10 Isaac Bonton	30:20	6-19	3-9	2-3	0	7	7	2	3	17	0	4	2	0	-7
20 Deion James	03:21	1-1	0-0	0	0	0	0	0	0	2	0	0	0	0	-4
23 Jaylen Shead	28:43	1-5	0-2	1-1	4	4	8	2	1	3	4	2	1	0	-9
11 DJ Rodman	10:11	0-0	0-0	0	0	1	1	0	0	0	0	0	0	0	7
15 Volodymyr Markovetskyi	08:11	3-5	0-0	0-2	6	1	7	2	1	6	0	1	1	0	-6
32 Tony Miller	04:41	0-0	0-0	1-2	0	2	2	4	1	1	0	0	0	0	-1
24 Noah Williams	05:06	0-1	0-0	0-0	0	0	0	0	0	4	0	0	0	0	1
5 Marvin Cannon	07:42	1-1	0-0	0-0	0	0	0	0	0	2	0	0	0	0	1
<b>Team</b>					0	2	2			0					
<b>Totals</b>	27:73	6-27	11-16	15	29	44	23	15	71	9	13	6	3	2	-11

Technical Fouls: NONE

Nebraska - 82		Record: 3-2													
NO. Name	Min	FG	3P	FT	Rebounds	Fouls	TP	AS	TO	ST	Blocks	BS	BA	+/	
		M-A	M-A	M-A	OR DR TOT	PF	FD				BS	BA			
24 Yvan Ouedraogo	13:24	2-4	0-0	0-2	1	0	1	1	1	4	0	2	0	0	-2
3 Cam Mack	36:48	2-8	0-2	6-11	1	7	8	5	7	10	6	5	3	0	2
11 Dachon Burke	8:10	2-3	1-2	1	6	7	3	5	19	0	3	0	0	0	18
22 Haanif Cheatham	33:58	8-10	2-3	1-2	1	6	7	3	5	19	0	3	0	0	0
23 Jervay Green	27:58	5-9	3-5	3-4	2	6	8	3	2	16	2	1	0	0	11
1 Kevin Cross	26:36	6-8	2-4	0-2	0	8	8	0	4	14	1	3	0	2	0
25 Matej Kavas	14:13	1-3	0-1	0-0	0	0	0	2	0	2	0	0	0	0	-5
34 Thorir Thorbjarnarson	16:32	1-2	1-1	0-0	0	2	2	0	3	0	1	1	0	0	-1
15 Samari Curtis	02:03	0-0	0-0	0-0	0	0	0	0	0	0	0	0	0	0	-5
<b>Team</b>					1	2				0					
<b>Totals</b>	30:57	9-18	13-25	7	34	41	16	23	82	11	15	5	2	3	11

Technical Fouls: Mack 2<sup>nd</sup> 0:53

WSU	UNL	Points from Turnovers	WSU	UNL
6 (1 <sup>st</sup> 6:44)	16 (2 <sup>nd</sup> 7:22)	17	19	
10 (1 <sup>st</sup> 6:44)	8 (2 <sup>nd</sup> 7:22)	Paint	37	34
		Second Chance	20	4
		Fast Breaks	13	13
		Bench	14	19

1st	2nd	TOT
WSU 37	34	71
UNL 34	48	82

# GEORGE MASON 85, NEBRASKA 66



Official Basketball Box Score - Final  
George Mason at Nebraska  
11/29/19 John Gray Gymnasium, George Town, Grand Cayman  
2019-20 Men's Basketball

Game Time: 6:30 PM  
Game Duration: 1:50  
Attendance: 1,066

Officials: Jeff Anderson, Ron Croover, Matt Porter

George Mason - 85		Record: 7-1													
NO. Name	Min	FG	3P	FT	Rebounds	Fouls	TP	AS	TO	ST	Blocks	BS	BA	+/	
		M-A	M-A	M-A	OR DR TOT	PF	FD				BS	BA			
12 AJ Wilson	33:34	4-9	0-0	0-2	7	7	14	2	1	8	2	3	1	5	1
13 Josh Oduro	19:22	1-2	0-0	0-0	1	4	5	1	2	2	0	1	0	0	-4
10 Jamal Hartwell II	36:24	8-15	5-10	2-2	1	2	3	2	1	23	6	2	0	0	21
11 Jordan Miller	26:32	7-11	2-4	4-4	1	7	8	2	3	20	1	4	2	1	24
23 Javon Greene	33:36	7-17	2-6	1-2	1	5	6	4	2	17	3	4	0	1	29
0 Goanar Mar	29:07	2-5	1-2	3-4	2	4	6	1	3	8	2	2	0	0	8
2 Xavier Johnson	09:12	0-1	0-1	0-0	0	1	1	0	1	0	0	0	0	0	-9
1 Justin Keir	09:22	3-4	1-1	0-0	0	3	4	3	2	7	0	0	0	0	0
20 Jason Douglas-Stanley	00:57	0-1	0-1	0-0	0	0	0	0	0	0	0	0	0	0	-2
21 Jack Tempchin	00:57	0-0	0-0	0-0	0	0	0	0	0	0	0	0	0	0	-2
22 Mehki McCray	00:57	0-0	0-0	0-0	0	0	0	0	0	0	0	0	0	0	-2
<b>Team</b>					2	1	3			0					
<b>Totals</b>	32:65	11-25	10-14	15	34	49	12	13	85	14	19	7	6	4	19

Technical Fouls: NONE

Nebraska - 66		Record: 3-3													
NO. Name	Min	FG	3P	FT	Rebounds	Fouls	TP	AS	TO	ST	Blocks	BS	BA	+/	
		M-A	M-A	M-A	OR DR TOT	PF	FD				BS	BA			
24 Yvan Ouedraogo	20:34	1-2	0-0	0-0	3	2	5	1	0	2	0	1	2	2	-21
3 Cam Mack	30:07	4-9	1-3	0-0	1	2	4	0	9	3	4	0	0	1	-21
11 Dachon Burke	30:45	5-12	2-5	2-4	0	2	2	1	2	14	1	4	5	1	-14
22 Haanif Cheatham	31:59	5-8	2-4	1-2	0	1	1	0	1	5	0	0	0	0	-12
23 Jervay Green	24:29	1-7	0-5	0-0	0	3	4	3	2	7	0	0	0	0	-26
1 Kevin Cross	19:21	4-8	3-5	0-0	1	4	5	1	0	11	1	2	0	1	1
25 Matej Kavas	16:03	2-7	1-4	5-6	0	2	2	2	2	10	2	0	0	0	-2
34 Thorir Thorbjarnarson	19:34	1-3	0-1	0-1	0	4	4	1	1	2	0	1	0	0	-4
15 Samari Curtis	07:01	1-4	1-3	0-0	0	0	0	0	0	0	0	0	0	0	0
30 Charlie Easley	00:57	0-0	0-0	0-0	0	0	0	0	0	0	0	0	0	0	2
<b>Team</b>					1	0	1			0					
<b>Totals</b>	24:61	10-30	8-13	7	19	26	13	12	66	12	15	9	4	6	-19

Technical Fouls: NONE

GMU	UNL	Points from Turnovers	GMU	UNL
21 (2 <sup>nd</sup> 1:23)	2 (1 <sup>st</sup> 10:44)	11	15	
10 (1 <sup>st</sup> 8:17)	9 (1 <sup>st</sup> 10:44)	Paint	34	24
		Second Chance	17	9
		Fast Breaks	2	18
		Bench	15	26

1st	2nd	TOT
GMU 37	48	85
UNL 28	38	66

# NEBRASKA 74, SOUTH FLORIDA 67



Official Basketball Box Score - Final  
South Fla. at Nebraska  
11/27/19 John Gray Gymnasium, George Town, Grand Cayman  
2019-20 Men's Basketball

Game Time: 4:00 PM  
Game Duration: 1:52  
Attendance: 312

Officials: Ron Croover, Pat Adams, Tony Chizaa

South Fla. - 67		Record: 3-4													
NO. Name	Min	FG	3P	FT	Rebounds	Fouls	TP	AS	TO	ST	Blocks	BS	BA	+/	
		M-A	M-A	M-A	OR DR TOT	PF	FD				BS	BA			
4 Michael Durr	28:29	4-11	0-0	0-0	5	6	11	1	0	8	0	1	0	0	-10
0 David Collins	26:18	6-15	2-7	2-2	0	3	3	3	4	16	0	1	1	0	-8
2 Ezacuras Dawson	19:36	2-5	1-3	0-0	0	0	0	3	0	5	2	1	0	0	4
3 Laquincy Rideau	38:41	7-18	1-5	0-0	1	2	3	4	3	15	5	2	1	0	-12
13 Justin Brown	31:51	1-8	1-5	1-2	6	2	8	2	2	4	2	1	1	1	-9
1 Xavier Castaneda	28:35	2-6	1-3	2-2	0	5	1	1	7	3	0	0	0	0	-2
34 Antun Mircicovic	11:31	2-2	0-0	0-0	1	2	3	1	0	4	0	0	0	2	3
5 Rashun Williams	11:45	3-4	2-3	0-0	2	2	4	0	0	8	2	0	0	0	3
24 Jamir Chaplin	03:14	0-1	0-1	0-0	1	0	1	0	0	0	0	0	0	0	-4
<b>Team</b>					1	0	1			0					
<b>Totals</b>	27:70	8-27	5-6	17	22	39	15	10	67	12	9	4	3	1	-7

Technical Fouls: NONE

Nebraska - 74		Record: 4-3													
NO. Name	Min	FG	3P	FT	Rebounds	Fouls	TP	AS	TO	ST	Blocks	BS	BA	+/	
		M-A	M-A	M-A	OR DR TOT	PF	FD				BS	BA			
24 Yvan Ouedraogo	24:03	2-3	0-0	2-2	1	4	5	2	2	6	0	1	0	0	19
11 Dachon Burke	30:53	8-11	3-5	2-4	1	3	4	2	2	21	1	1	0	1	10
22 Haanif Cheatham	36:50	8-1													

# CREIGHTON 95, NEBRASKA 76

Official Basketball Box Score -- Game Totals -- Final Statistics  
Nebraska vs Creighton  
12-07-19 1:30 pm at Omaha, Neb. (CHI Health Center Omaha)

Nebraska 76 • 4-5

#	Player	Total		3-Ptr		Rebounds			PF	TP	A	TO	Blk	Stl	Min
		FG-FGA	FT-FTA	FG-FGA	FT-FTA	Off	Def	Tot							
24	Yvan Ouedraogo	f	1-5	0-0	0-2	1	2	3	1	2	0	1	0	0	12
11	Dachon Burke	g	4-12	0-2	1-3	1	6	7	2	9	2	2	0	2	29
22	Haanif Cheatham	g	5-12	0-2	4-5	1	4	5	1	14	1	1	0	0	32
23	Jervay Green	g	3-8	1-6	3-5	2	4	6	1	10	1	2	1	1	32
34	Thor Thorbjarnarson	g	4-5	4-5	0-0	0	3	3	2	12	0	1	0	0	24
00	Akol Arop		0-1	0-0	2-2	0	4	4	0	2	0	1	1	0	3
01	Kevin Cross		0-3	0-2	0-2	0	1	1	1	0	0	1	0	0	10
03	Cam Mack		4-9	1-3	3-5	0	2	2	3	12	3	2	1	1	30
25	Matej Kavac		4-8	3-7	0-0	0	0	0	2	11	1	1	0	0	24
30	Charlie Easley		2-2	0-0	0-0	0	0	0	0	4	1	0	0	0	4
	Team					3	0	3							
	Totals		27-65	9-27	13-24	8	26	34	13	76	9	12	3	4	200

FG % 1st Half: 8-34 23.5% 2nd half: 19-31 61.3% Game: 27-65 41.5% Deadball  
3FG % 1st Half: 3-14 21.4% 2nd half: 6-13 46.2% Game: 9-27 33.3% Rebounds  
FT % 1st Half: 3-7 42.9% 2nd half: 10-17 58.8% Game: 13-24 54.2% 5

Creighton 95 • 7-2

#	Player	Total		3-Ptr		Rebounds			PF	TP	A	TO	Blk	Stl	Min
		FG-FGA	FT-FTA	FG-FGA	FT-FTA	Off	Def	Tot							
13	BISHOP, Christian	f	5-8	0-0	0-0	2	7	9	5	10	0	1	1	1	16
23	JEFFERSON, Damien	f	3-7	2-3	0-3	0	8	8	3	8	3	2	0	1	31
05	ALEXANDER, Ty-Shon	g	6-13	4-9	6-6	1	5	6	3	22	2	2	0	1	34
11	ZEGAROWSKI, Marcus	g	13-19	4-7	0-0	0	9	9	1	30	6	4	0	0	35
24	BALLOCK, Mitch	g	4-9	3-7	2-2	0	3	3	3	13	3	1	3	1	36
04	MITCHELL, Shereef		2-3	0-0	1-1	1	1	2	2	5	3	3	0	2	23
10	CANFIELD, Jett		0-1	0-1	0-0	0	0	0	2	0	1	1	0	0	6
12	SCURRY, Jordan		0-1	0-1	0-0	1	0	1	1	0	0	0	0	0	4
20	ZEIL, Nic		1-2	0-1	0-0	0	0	0	1	2	0	0	0	0	5
21	WINDHAM, Jalen		1-3	0-1	3-3	0	2	2	1	5	0	1	0	0	10
	Team					2	1	3							
	Totals		35-66	13-30	12-15	7	36	43	22	95	18	15	4	6	200

FG % 1st Half: 17-33 51.5% 2nd half: 18-33 54.5% Game: 35-66 53.0% Deadball  
3FG % 1st Half: 8-16 50.0% 2nd half: 5-14 35.7% Game: 13-30 43.3% Rebounds  
FT % 1st Half: 6-8 75.0% 2nd half: 6-7 85.7% Game: 12-15 80.0% 1

Officials: James Breeding, Jeffrey Anderson, Earl Walton  
Technical fouls: Nebraska-None. Creighton-None.

Attendance: 18068

Fouled out: Home #13 with 5:08 left in 2nd half.

Score by periods	1st	2nd	Total
Nebraska	22	54	76
Creighton	48	47	95

Points	In Paint	Off T/O	2nd Chance	Fast Break	Bench
NEB	34	11	10	8	29
CU	38	11	7	15	12

Last FG - NEB 2nd-00:22, CU 2nd-01:45.  
Largest lead - NEB None, CU by 32 2nd-18:36.  
NEB led for 00:00, CU led for 39:24, Game was tied for 00:36.

Score tied - 0 times.  
Lead changed - 0 times.



## 2019-20 Nebraska Men's Basketball Combined Team Statistics

### Game Records

Record	Overall	Home	Away	Neutral
ALL GAMES	4-5	2-2	0-2	2-1
CONFERENCE	0-0	0-0	0-0	0-0
NON-CONFERENCE	4-5	2-2	0-2	2-1

### Score by Periods

Team	1st	2nd	OT	TOT
Nebraska	301	339	22	662
Opponents	312	367	16	695

### Team Box Score

No.	Player				Total		3-Point		F-Throw		Rebounds											
		GP-GS	MIN	AVG	FG-FGA	FG%	3FG-FGA	3FG%	FT-FTA	FT%	OFF	DEF	TOT	AVG	PF	DQ	A	TO	BLK	STL	PTS	AVG
22	CHEATHAM, Haanif	9-9	294:19	32.7	43-75	.573	5-16	.313	22-37	.595	5	42	47	5.2	14	0	12	12	2	7	113	12.6
3	MACK, Cam	9-7	302:12	33.6	39-94	.415	8-28	.286	25-44	.568	10	28	38	4.2	25	1	51	24	3	13	111	12.3
11	BURKE, Dachon	9-9	240:41	26.7	37-93	.398	11-33	.333	23-40	.575	7	28	35	3.9	13	0	11	10	6	11	108	12.0
23	GREEN, Jervay	9-9	284:08	31.6	32-87	.368	15-51	.294	14-26	.538	10	34	44	4.9	22	1	24	21	5	10	93	10.3
1	CROSS, Kevin	9-0	178:32	19.8	28-66	.424	8-28	.286	4-11	.364	8	23	31	3.4	10	0	6	12	6	0	68	7.6
25	KAVAS, Matej	9-1	164:08	18.2	17-45	.378	9-29	.310	10-14	.714	0	10	10	1.1	11	0	6	5	1	1	53	5.9
34	THORBJARNARSON, Thorir	9-1	175:28	19.5	18-34	.529	10-19	.526	5-7	.714	3	30	33	3.7	14	0	2	7	2	5	51	5.7
24	OUEDRAOGO, Yvan	9-9	170:15	18.9	18-42	.429	0-0	.000	9-22	.409	19	26	45	5.0	11	0	4	15	4	5	45	5.0
15	CURTIS, Samari	8-0	49:18	6.2	4-10	.400	4-9	.444	2-2	1.000	0	7	7	0.9	5	0	1	2	1	0	14	1.8
30	EASLEY, Charlie	5-0	08:58	1.8	2-2	1.000	0-0	.000	0-2	.000	1	0	1	0.2	0	0	1	2	0	0	4	0.8
0	AROP, Akol	4-0	07:01	1.8	0-2	.000	0-1	.000	2-2	1.000	0	6	6	1.5	0	0	0	1	1	0	2	0.5
Team											10	12	22					2				
<b>Total</b>		<b>9</b>			<b>238-550</b>	<b>.433</b>	<b>70-214</b>	<b>.327</b>	<b>116-207</b>	<b>.560</b>	<b>73</b>	<b>246</b>	<b>319</b>	<b>35.4</b>	<b>125</b>	<b>2</b>	<b>118</b>	<b>113</b>	<b>31</b>	<b>52</b>	<b>662</b>	<b>73.6</b>
<b>Opponents</b>		<b>9</b>			<b>270-631</b>	<b>.428</b>	<b>71-230</b>	<b>.309</b>	<b>84-117</b>	<b>.718</b>	<b>133</b>	<b>294</b>	<b>427</b>	<b>47.4</b>	<b>175</b>	<b>-</b>	<b>121</b>	<b>135</b>	<b>41</b>	<b>58</b>	<b>695</b>	<b>77.2</b>

### Team Statistics

	Nebr	OPP
<b>Scoring</b>	<b>662</b>	<b>695</b>
Points per game	73.6	77.2
Scoring margin	-3.6	-
<b>Field goals-att</b>	<b>238-550</b>	<b>270-631</b>
Field goal pct	.433	.428
<b>3 point fg-att</b>	<b>70-214</b>	<b>71-230</b>
3-point FG pct	.327	.309
3-pt FG made per game	7.8	7.9
<b>Free throws-att</b>	<b>116-207</b>	<b>84-117</b>
Free throw pct	.560	.718
F-Throws made per game	12.9	9.3
<b>Rebounds</b>	<b>319</b>	<b>427</b>
Rebounds per game	35.4	47.4
Rebounding margin	-12.0	-
<b>Assists</b>	<b>118</b>	<b>121</b>
Assists per game	13.1	13.4
<b>Turnovers</b>	<b>113</b>	<b>135</b>
Turnovers per game	12.6	15.0
Turnover margin	+2.4	-
Assist/turnover ratio	1.0	0.9
<b>Steals</b>	<b>52</b>	<b>58</b>
Steals per game	5.8	6.4
<b>Blocks</b>	<b>31</b>	<b>41</b>
Blocks per game	3.4	4.6
<b>Winning streak</b>	<b>0</b>	<b>-</b>
Home win streak	2	-
<b>Attendance</b>	<b>63450</b>	<b>23201</b>
Home games-Avg/Game	4-15863	2-11601
Neutral site-Avg/Game	-	3-746

### Team Results

Date	Opponent		Score	Att.
11/05/19	UC Riverside	L	47-66	15745
11/09/19	Southern Utah	L	78-79	15828
11/15/19	South Dakota St.	W	90-73	15946
11/22/19	Southern U.	W	93-86	15931
11/25/19	vs Washington St.	W	82-71	660
11/26/19	vs George Mason	L	66-85	1066
11/27/19	vs South Fla.	W	74-67	512
12/04/19	at Georgia Tech	L	56-73	5133
12/07/19	at Creighton	L	76-95	18068